



API Reference

# Amazon Elastic Compute Cloud



**API Version 2016-11-15**

Copyright © 2024 Amazon Web Services, Inc. and/or its affiliates. All rights reserved.

# Amazon Elastic Compute Cloud: API Reference

Copyright © 2024 Amazon Web Services, Inc. and/or its affiliates. All rights reserved.

Amazon's trademarks and trade dress may not be used in connection with any product or service that is not Amazon's, in any manner that is likely to cause confusion among customers, or in any manner that disparages or discredits Amazon. All other trademarks not owned by Amazon are the property of their respective owners, who may or may not be affiliated with, connected to, or sponsored by Amazon.

# Table of Contents

<b>Welcome</b> .....	<b>1</b>
<b>Actions by service</b> .....	<b>2</b>
AWS Client VPN actions .....	2
Amazon EBS actions .....	4
Amazon EC2 actions .....	5
AWS Network Manager actions .....	14
AWS Nitro Enclaves .....	15
AWS Outposts actions .....	16
AWS PrivateLink actions .....	17
Recycle Bin .....	18
AWS Site-to-Site VPN actions .....	18
AWS Transit Gateway actions .....	19
AWS Verified Access actions .....	22
VM Import/Export actions .....	23
Amazon VPC actions .....	24
Amazon IPAM actions .....	29
AWS Wavelength actions .....	30
<b>Actions</b> .....	<b>31</b>
AcceptAddressTransfer .....	53
Request Parameters .....	53
Response Elements .....	53
Errors .....	54
See Also .....	54
AcceptReservedInstancesExchangeQuote .....	55
Request Parameters .....	55
Response Elements .....	55
Errors .....	56
See Also .....	56
AcceptTransitGatewayMulticastDomainAssociations .....	57
Request Parameters .....	57
Response Elements .....	58
Errors .....	58
See Also .....	58
AcceptTransitGatewayPeeringAttachment .....	59

Request Parameters .....	59
Response Elements .....	59
Errors .....	60
Examples .....	60
See Also .....	60
AcceptTransitGatewayVpcAttachment .....	61
Request Parameters .....	61
Response Elements .....	61
Errors .....	62
See Also .....	62
AcceptVpcEndpointConnections .....	63
Request Parameters .....	63
Response Elements .....	63
Errors .....	64
Examples .....	64
See Also .....	64
AcceptVpcPeeringConnection .....	66
Request Parameters .....	66
Response Elements .....	66
Errors .....	67
Examples .....	67
See Also .....	68
AdvertiseByoipCidr .....	69
Request Parameters .....	69
Response Elements .....	70
Errors .....	71
See Also .....	71
AllocateAddress .....	72
Request Parameters .....	72
Response Elements .....	74
Errors .....	75
Examples .....	75
See Also .....	76
AllocateHosts .....	77
Request Parameters .....	77
Response Elements .....	80

Errors .....	80
Examples .....	80
See Also .....	83
AllocateIpamPoolCidr .....	84
Request Parameters .....	84
Response Elements .....	86
Errors .....	86
See Also .....	87
ApplySecurityGroupsToClientVpnTargetNetwork .....	88
Request Parameters .....	88
Response Elements .....	89
Errors .....	89
Examples .....	89
See Also .....	90
AssignIpv6Addresses .....	91
Request Parameters .....	91
Response Elements .....	92
Errors .....	93
Examples .....	93
See Also .....	94
AssignPrivateIpAddresses .....	95
Request Parameters .....	95
Response Elements .....	96
Errors .....	97
Examples .....	97
See Also .....	99
AssignPrivateNatGatewayAddress .....	100
Request Parameters .....	100
Response Elements .....	101
Errors .....	101
See Also .....	101
AssociateAddress .....	103
Request Parameters .....	103
Response Elements .....	105
Errors .....	105
Examples .....	105

---

See Also .....	106
AssociateClientVpnTargetNetwork .....	107
Request Parameters .....	107
Response Elements .....	108
Errors .....	108
Examples .....	108
See Also .....	109
AssociateDhcpOptions .....	110
Request Parameters .....	110
Response Elements .....	111
Errors .....	111
Examples .....	111
See Also .....	112
AssociateEnclaveCertificateIamRole .....	113
Request Parameters .....	113
Response Elements .....	114
Errors .....	114
See Also .....	115
AssociateIamInstanceProfile .....	116
Request Parameters .....	116
Response Elements .....	116
Errors .....	117
Examples .....	117
See Also .....	117
AssociateInstanceEventWindow .....	119
Request Parameters .....	119
Response Elements .....	119
Errors .....	120
See Also .....	120
AssociateIpamByoasn .....	121
Request Parameters .....	121
Response Elements .....	121
Errors .....	122
See Also .....	122
AssociateIpamResourceDiscovery .....	123
Request Parameters .....	123

Response Elements .....	124
Errors .....	124
See Also .....	124
AssociateNatGatewayAddress .....	126
Request Parameters .....	126
Response Elements .....	127
Errors .....	127
See Also .....	128
AssociateRouteTable .....	129
Request Parameters .....	129
Response Elements .....	130
Errors .....	130
Examples .....	130
See Also .....	131
AssociateSubnetCidrBlock .....	132
Request Parameters .....	132
Response Elements .....	132
Errors .....	133
Examples .....	133
See Also .....	134
AssociateTransitGatewayMulticastDomain .....	135
Request Parameters .....	135
Response Elements .....	136
Errors .....	136
Examples .....	136
See Also .....	137
AssociateTransitGatewayPolicyTable .....	138
Request Parameters .....	138
Response Elements .....	138
Errors .....	139
See Also .....	139
AssociateTransitGatewayRouteTable .....	140
Request Parameters .....	140
Response Elements .....	140
Errors .....	141
See Also .....	141

AssociateTrunkInterface .....	142
Request Parameters .....	142
Response Elements .....	143
Errors .....	144
See Also .....	144
AssociateVpcCidrBlock .....	145
Request Parameters .....	145
Response Elements .....	147
Errors .....	148
Examples .....	148
See Also .....	149
AttachClassicLinkVpc .....	150
Request Parameters .....	150
Response Elements .....	151
Errors .....	151
See Also .....	151
AttachInternetGateway .....	153
Request Parameters .....	153
Response Elements .....	153
Errors .....	154
Examples .....	154
See Also .....	154
AttachNetworkInterface .....	156
Request Parameters .....	156
Response Elements .....	157
Errors .....	157
Examples .....	158
See Also .....	158
AttachVerifiedAccessTrustProvider .....	159
Request Parameters .....	159
Response Elements .....	160
Errors .....	160
See Also .....	160
AttachVolume .....	162
Request Parameters .....	162
Response Elements .....	163



---

Errors .....	164
Examples .....	165
See Also .....	165
AttachVpnGateway .....	167
Request Parameters .....	167
Response Elements .....	167
Errors .....	168
Examples .....	168
See Also .....	169
AuthorizeClientVpnIngress .....	170
Request Parameters .....	170
Response Elements .....	171
Errors .....	172
Examples .....	172
See Also .....	172
AuthorizeSecurityGroupEgress .....	174
Request Parameters .....	174
Response Elements .....	176
Errors .....	176
Examples .....	177
See Also .....	178
AuthorizeSecurityGroupIngress .....	180
Request Parameters .....	180
Response Elements .....	183
Errors .....	183
Examples .....	184
See Also .....	185
BundleInstance .....	186
Request Parameters .....	186
Response Elements .....	187
Errors .....	187
Examples .....	187
See Also .....	188
CancelBundleTask .....	190
Request Parameters .....	190
Response Elements .....	190

---

Errors .....	191
Examples .....	191
See Also .....	191
CancelCapacityReservation .....	193
Request Parameters .....	193
Response Elements .....	193
Errors .....	194
See Also .....	194
CancelCapacityReservationFleets .....	195
Request Parameters .....	195
Response Elements .....	195
Errors .....	196
See Also .....	196
CancelConversionTask .....	197
Request Parameters .....	197
Response Elements .....	197
Errors .....	198
Examples .....	198
See Also .....	198
CancelExportTask .....	200
Request Parameters .....	200
Response Elements .....	200
Errors .....	200
Examples .....	201
See Also .....	201
CancelImageLaunchPermission .....	202
Request Parameters .....	202
Response Elements .....	202
Errors .....	203
See Also .....	203
CancelImportTask .....	204
Request Parameters .....	204
Response Elements .....	204
Errors .....	205
See Also .....	205
CancelReservedInstancesListing .....	206

Request Parameters .....	206
Response Elements .....	206
Errors .....	206
Examples .....	207
See Also .....	209
CancelSpotFleetRequests .....	210
Request Parameters .....	210
Response Elements .....	211
Errors .....	211
Examples .....	211
See Also .....	212
CancelSpotInstanceRequests .....	213
Request Parameters .....	213
Response Elements .....	213
Errors .....	214
Examples .....	214
See Also .....	214
ConfirmProductInstance .....	216
Request Parameters .....	216
Response Elements .....	216
Errors .....	217
Examples .....	217
See Also .....	218
CopyFpgaImage .....	219
Request Parameters .....	219
Response Elements .....	220
Errors .....	220
Examples .....	220
See Also .....	221
CopyImage .....	222
Request Parameters .....	222
Response Elements .....	225
Errors .....	225
Examples .....	226
See Also .....	226
CopySnapshot .....	228

Request Parameters .....	228
Response Elements .....	231
Errors .....	231
Examples .....	232
See Also .....	233
CreateCapacityReservation .....	234
Request Parameters .....	234
Response Elements .....	238
Errors .....	239
See Also .....	239
CreateCapacityReservationBySplitting .....	240
Request Parameters .....	240
Response Elements .....	241
Errors .....	241
See Also .....	242
CreateCapacityReservationFleet .....	243
Request Parameters .....	243
Response Elements .....	245
Errors .....	247
See Also .....	247
CreateCarrierGateway .....	248
Request Parameters .....	248
Response Elements .....	249
Errors .....	249
See Also .....	249
CreateClientVpnEndpoint .....	250
Request Parameters .....	250
Response Elements .....	254
Errors .....	254
Examples .....	255
See Also .....	255
CreateClientVpnRoute .....	257
Request Parameters .....	257
Response Elements .....	258
Errors .....	259
Examples .....	259

---

See Also .....	259
CreateCoipCidr .....	261
Request Parameters .....	261
Response Elements .....	261
Errors .....	262
See Also .....	262
CreateCoipPool .....	263
Request Parameters .....	263
Response Elements .....	263
Errors .....	264
See Also .....	264
CreateCustomerGateway .....	265
Request Parameters .....	265
Response Elements .....	267
Errors .....	268
Examples .....	268
See Also .....	268
CreateDefaultSubnet .....	270
Request Parameters .....	270
Response Elements .....	270
Errors .....	271
Examples .....	271
See Also .....	272
CreateDefaultVpc .....	273
Request Parameters .....	273
Response Elements .....	273
Errors .....	274
Examples .....	274
See Also .....	274
CreateDhcpOptions .....	276
Request Parameters .....	277
Response Elements .....	277
Errors .....	278
Examples .....	278
See Also .....	279
CreateEgressOnlyInternetGateway .....	280

Request Parameters .....	280
Response Elements .....	281
Errors .....	281
Examples .....	281
See Also .....	282
CreateFleet .....	283
Request Parameters .....	283
Response Elements .....	286
Errors .....	287
See Also .....	287
CreateFlowLogs .....	288
Request Parameters .....	288
Response Elements .....	292
Errors .....	292
Examples .....	293
See Also .....	294
CreateFpgaImage .....	295
Request Parameters .....	295
Response Elements .....	296
Errors .....	297
Examples .....	297
See Also .....	297
CreateImage .....	299
Request Parameters .....	299
Response Elements .....	301
Errors .....	301
Examples .....	302
See Also .....	303
CreateInstanceConnectEndpoint .....	305
Request Parameters .....	305
Response Elements .....	306
Errors .....	307
Examples .....	307
See Also .....	308
CreateInstanceEventWindow .....	309
Request Parameters .....	309

Response Elements .....	311
Errors .....	311
See Also .....	311
CreateInstanceExportTask .....	313
Request Parameters .....	313
Response Elements .....	314
Errors .....	314
Examples .....	314
See Also .....	315
CreateInternetGateway .....	317
Request Parameters .....	317
Response Elements .....	317
Errors .....	318
Examples .....	318
See Also .....	318
Createrpam .....	320
Request Parameters .....	320
Response Elements .....	321
Errors .....	322
See Also .....	322
CreaterpamExternalResourceVerificationToken .....	323
Request Parameters .....	323
Response Elements .....	324
Errors .....	324
See Also .....	324
CreaterpamPool .....	325
Request Parameters .....	325
Response Elements .....	329
Errors .....	330
See Also .....	330
CreaterpamResourceDiscovery .....	331
Request Parameters .....	331
Response Elements .....	332
Errors .....	332
See Also .....	332
CreaterpamScope .....	334

Request Parameters .....	334
Response Elements .....	335
Errors .....	335
See Also .....	335
CreateKeyPair .....	337
Request Parameters .....	337
Response Elements .....	338
Errors .....	339
Examples .....	339
See Also .....	341
CreateLaunchTemplate .....	342
Request Parameters .....	342
Response Elements .....	343
Errors .....	344
Examples .....	344
See Also .....	345
CreateLaunchTemplateVersion .....	347
Request Parameters .....	347
Response Elements .....	349
Errors .....	350
Examples .....	350
See Also .....	351
CreateLocalGatewayRoute .....	352
Request Parameters .....	352
Response Elements .....	353
Errors .....	353
See Also .....	354
CreateLocalGatewayRouteTable .....	355
Request Parameters .....	355
Response Elements .....	356
Errors .....	356
See Also .....	356
CreateLocalGatewayRouteTableVirtualInterfaceGroupAssociation .....	357
Request Parameters .....	357
Response Elements .....	358
Errors .....	358



See Also .....	358
CreateLocalGatewayRouteTableVpcAssociation .....	359
Request Parameters .....	359
Response Elements .....	360
Errors .....	360
See Also .....	360
CreateManagedPrefixList .....	361
Request Parameters .....	361
Response Elements .....	362
Errors .....	363
Examples .....	363
See Also .....	364
CreateNatGateway .....	365
Request Parameters .....	365
Response Elements .....	367
Errors .....	368
Examples .....	368
See Also .....	370
CreateNetworkAcl .....	371
Request Parameters .....	371
Response Elements .....	372
Errors .....	372
Examples .....	372
See Also .....	374
CreateNetworkAclEntry .....	375
Request Parameters .....	375
Response Elements .....	377
Errors .....	378
Examples .....	378
See Also .....	379
CreateNetworkInsightsAccessScope .....	380
Request Parameters .....	380
Response Elements .....	381
Errors .....	381
See Also .....	381
CreateNetworkInsightsPath .....	383

Request Parameters .....	383
Response Elements .....	385
Errors .....	385
See Also .....	386
CreateNetworkInterface .....	387
Request Parameters .....	387
Response Elements .....	391
Errors .....	392
Examples .....	392
See Also .....	396
CreateNetworkInterfacePermission .....	397
Request Parameters .....	397
Response Elements .....	398
Errors .....	398
Examples .....	398
See Also .....	399
CreatePlacementGroup .....	400
Request Parameters .....	400
Response Elements .....	401
Errors .....	402
Examples .....	402
See Also .....	403
CreatePublicIpv4Pool .....	405
Request Parameters .....	405
Response Elements .....	406
Errors .....	406
See Also .....	406
CreateReplaceRootVolumeTask .....	407
Request Parameters .....	407
Response Elements .....	408
Errors .....	409
See Also .....	409
CreateReservedInstancesListing .....	410
Request Parameters .....	410
Response Elements .....	411
Errors .....	412

---

Examples .....	412
See Also .....	415
CreateRestoreImageTask .....	416
Request Parameters .....	416
Response Elements .....	417
Errors .....	417
See Also .....	418
CreateRoute .....	419
Request Parameters .....	419
Response Elements .....	422
Errors .....	422
Examples .....	423
See Also .....	424
CreateRouteTable .....	425
Request Parameters .....	425
Response Elements .....	426
Errors .....	426
Examples .....	426
See Also .....	428
CreateSecurityGroup .....	429
Request Parameters .....	429
Response Elements .....	430
Errors .....	431
Examples .....	431
See Also .....	431
CreateSnapshot .....	433
Request Parameters .....	433
Response Elements .....	435
Errors .....	438
Examples .....	438
See Also .....	438
CreateSnapshots .....	440
Request Parameters .....	440
Response Elements .....	441
Errors .....	442
See Also .....	442

---

CreateSpotDatafeedSubscription .....	443
Request Parameters .....	443
Response Elements .....	443
Errors .....	444
Examples .....	444
See Also .....	445
CreateStoreImageTask .....	446
Request Parameters .....	446
Response Elements .....	447
Errors .....	447
See Also .....	447
CreateSubnet .....	449
Request Parameters .....	449
Response Elements .....	452
Errors .....	452
Examples .....	452
See Also .....	455
CreateSubnetCidrReservation .....	457
Request Parameters .....	457
Response Elements .....	458
Errors .....	458
See Also .....	458
CreateTags .....	460
Request Parameters .....	460
Response Elements .....	461
Errors .....	461
Examples .....	461
See Also .....	462
CreateTrafficMirrorFilter .....	463
Request Parameters .....	463
Response Elements .....	464
Errors .....	464
See Also .....	464
CreateTrafficMirrorFilterRule .....	466
Request Parameters .....	466
Response Elements .....	468

---

Errors .....	469
See Also .....	469
CreateTrafficMirrorSession .....	470
Request Parameters .....	470
Response Elements .....	472
Errors .....	473
See Also .....	473
CreateTrafficMirrorTarget .....	474
Request Parameters .....	474
Response Elements .....	475
Errors .....	476
See Also .....	476
CreateTransitGateway .....	477
Request Parameters .....	477
Response Elements .....	478
Errors .....	478
See Also .....	478
CreateTransitGatewayConnect .....	480
Request Parameters .....	480
Response Elements .....	481
Errors .....	481
See Also .....	481
CreateTransitGatewayConnectPeer .....	483
Request Parameters .....	483
Response Elements .....	484
Errors .....	485
See Also .....	485
CreateTransitGatewayMulticastDomain .....	486
Request Parameters .....	486
Response Elements .....	487
Errors .....	487
Examples .....	487
See Also .....	488
CreateTransitGatewayPeeringAttachment .....	489
Request Parameters .....	489
Response Elements .....	490

Errors .....	491
Examples .....	491
See Also .....	492
CreateTransitGatewayPolicyTable .....	493
Request Parameters .....	493
Response Elements .....	493
Errors .....	494
See Also .....	494
CreateTransitGatewayPrefixListReference .....	495
Request Parameters .....	495
Response Elements .....	496
Errors .....	496
Examples .....	496
See Also .....	497
CreateTransitGatewayRoute .....	498
Request Parameters .....	498
Response Elements .....	499
Errors .....	499
See Also .....	499
CreateTransitGatewayRouteTable .....	501
Request Parameters .....	501
Response Elements .....	501
Errors .....	502
Examples .....	502
See Also .....	502
CreateTransitGatewayRouteTableAnnouncement .....	504
Request Parameters .....	504
Response Elements .....	505
Errors .....	505
See Also .....	505
CreateTransitGatewayVpcAttachment .....	506
Request Parameters .....	506
Response Elements .....	507
Errors .....	507
Examples .....	508
See Also .....	509

CreateVerifiedAccessEndpoint .....	510
Request Parameters .....	510
Response Elements .....	513
Errors .....	513
See Also .....	513
CreateVerifiedAccessGroup .....	514
Request Parameters .....	514
Response Elements .....	515
Errors .....	515
See Also .....	516
CreateVerifiedAccessInstance .....	517
Request Parameters .....	517
Response Elements .....	518
Errors .....	518
See Also .....	518
CreateVerifiedAccessTrustProvider .....	520
Request Parameters .....	520
Response Elements .....	522
Errors .....	522
See Also .....	522
CreateVolume .....	524
Request Parameters .....	524
Response Elements .....	528
Errors .....	531
Examples .....	531
See Also .....	534
CreateVpc .....	535
Request Parameters .....	535
Response Elements .....	538
Errors .....	538
Examples .....	538
See Also .....	543
CreateVpcEndpoint .....	544
Request Parameters .....	544
Response Elements .....	547
Errors .....	547

---

Examples .....	548
See Also .....	551
CreateVpcEndpointConnectionNotification .....	552
Request Parameters .....	552
Response Elements .....	553
Errors .....	553
Examples .....	554
See Also .....	554
CreateVpcEndpointServiceConfiguration .....	556
Request Parameters .....	556
Response Elements .....	558
Errors .....	558
Examples .....	558
See Also .....	560
CreateVpcPeeringConnection .....	562
Request Parameters .....	562
Response Elements .....	563
Errors .....	564
Examples .....	564
See Also .....	566
CreateVpnConnection .....	567
Request Parameters .....	567
Response Elements .....	569
Errors .....	569
Examples .....	569
See Also .....	572
CreateVpnConnectionRoute .....	573
Request Parameters .....	573
Response Elements .....	573
Errors .....	574
Examples .....	574
See Also .....	574
CreateVpnGateway .....	576
Request Parameters .....	576
Response Elements .....	577
Errors .....	577



---

Examples .....	577
See Also .....	579
DeleteCarrierGateway .....	580
Request Parameters .....	580
Response Elements .....	580
Errors .....	581
See Also .....	581
DeleteClientVpnEndpoint .....	582
Request Parameters .....	582
Response Elements .....	582
Errors .....	583
Examples .....	583
See Also .....	583
DeleteClientVpnRoute .....	585
Request Parameters .....	585
Response Elements .....	586
Errors .....	586
Examples .....	586
See Also .....	587
DeleteCoipCidr .....	588
Request Parameters .....	588
Response Elements .....	588
Errors .....	589
See Also .....	589
DeleteCoipPool .....	590
Request Parameters .....	590
Response Elements .....	590
Errors .....	591
See Also .....	591
DeleteCustomerGateway .....	592
Request Parameters .....	592
Response Elements .....	592
Errors .....	593
Examples .....	593
See Also .....	593
DeleteDhcpOptions .....	595

Request Parameters .....	595
Response Elements .....	595
Errors .....	596
Examples .....	596
See Also .....	596
DeleteEgressOnlyInternetGateway .....	598
Request Parameters .....	598
Response Elements .....	598
Errors .....	599
Examples .....	599
See Also .....	599
DeleteFleets .....	601
Request Parameters .....	601
Response Elements .....	602
Errors .....	603
See Also .....	603
DeleteFlowLogs .....	604
Request Parameters .....	604
Response Elements .....	604
Errors .....	605
Examples .....	605
See Also .....	605
DeleteFpgaImage .....	607
Request Parameters .....	607
Response Elements .....	607
Errors .....	608
Examples .....	608
See Also .....	608
DeleteInstanceConnectEndpoint .....	610
Request Parameters .....	610
Response Elements .....	610
Errors .....	611
Examples .....	611
See Also .....	612
DeleteInstanceEventWindow .....	613
Request Parameters .....	613

---

Response Elements .....	613
Errors .....	614
See Also .....	614
DeleteInternetGateway .....	615
Request Parameters .....	615
Response Elements .....	615
Errors .....	616
Examples .....	616
See Also .....	616
DeleteIam .....	618
Request Parameters .....	618
Response Elements .....	619
Errors .....	619
See Also .....	619
DeleteIamExternalResourceVerificationToken .....	621
Request Parameters .....	621
Response Elements .....	621
Errors .....	622
See Also .....	622
DeleteIamPool .....	623
Request Parameters .....	623
Response Elements .....	624
Errors .....	624
See Also .....	624
DeleteIamResourceDiscovery .....	626
Request Parameters .....	626
Response Elements .....	626
Errors .....	627
See Also .....	627
DeleteIamScope .....	628
Request Parameters .....	628
Response Elements .....	628
Errors .....	629
See Also .....	629
DeleteKeyPair .....	630
Request Parameters .....	630

Response Elements .....	630
Errors .....	631
Examples .....	631
See Also .....	632
DeleteLaunchTemplate .....	633
Request Parameters .....	633
Response Elements .....	634
Errors .....	634
Examples .....	634
See Also .....	635
DeleteLaunchTemplateVersions .....	636
Request Parameters .....	636
Response Elements .....	637
Errors .....	637
Examples .....	638
See Also .....	638
DeleteLocalGatewayRoute .....	640
Request Parameters .....	640
Response Elements .....	641
Errors .....	641
See Also .....	641
DeleteLocalGatewayRouteTable .....	642
Request Parameters .....	642
Response Elements .....	642
Errors .....	643
See Also .....	643
DeleteLocalGatewayRouteTableVirtualInterfaceGroupAssociation .....	644
Request Parameters .....	644
Response Elements .....	644
Errors .....	645
See Also .....	645
DeleteLocalGatewayRouteTableVpcAssociation .....	646
Request Parameters .....	646
Response Elements .....	646
Errors .....	647
See Also .....	647

DeleteManagedPrefixList .....	648
Request Parameters .....	648
Response Elements .....	648
Errors .....	649
Examples .....	649
See Also .....	649
DeleteNatGateway .....	651
Request Parameters .....	651
Response Elements .....	651
Errors .....	652
Examples .....	652
See Also .....	652
DeleteNetworkAcl .....	654
Request Parameters .....	654
Response Elements .....	654
Errors .....	655
Examples .....	655
See Also .....	655
DeleteNetworkAclEntry .....	657
Request Parameters .....	657
Response Elements .....	658
Errors .....	658
Examples .....	658
See Also .....	659
DeleteNetworkInsightsAccessScope .....	660
Request Parameters .....	660
Response Elements .....	660
Errors .....	661
See Also .....	661
DeleteNetworkInsightsAccessScopeAnalysis .....	662
Request Parameters .....	662
Response Elements .....	662
Errors .....	663
See Also .....	663
DeleteNetworkInsightsAnalysis .....	664
Request Parameters .....	664

Response Elements .....	664
Errors .....	665
See Also .....	665
DeleteNetworkInsightsPath .....	666
Request Parameters .....	666
Response Elements .....	666
Errors .....	667
See Also .....	667
DeleteNetworkInterface .....	668
Request Parameters .....	668
Response Elements .....	668
Errors .....	669
Examples .....	669
See Also .....	669
DeleteNetworkInterfacePermission .....	671
Request Parameters .....	671
Response Elements .....	671
Errors .....	672
Examples .....	672
See Also .....	672
DeletePlacementGroup .....	674
Request Parameters .....	674
Response Elements .....	674
Errors .....	675
Examples .....	675
See Also .....	675
DeletePublicIpv4Pool .....	677
Request Parameters .....	677
Response Elements .....	677
Errors .....	678
See Also .....	678
DeleteQueuedReservedInstances .....	679
Request Parameters .....	679
Response Elements .....	679
Errors .....	680
See Also .....	680

DeleteRoute .....	681
Request Parameters .....	681
Response Elements .....	682
Errors .....	682
Examples .....	682
See Also .....	683
DeleteRouteTable .....	684
Request Parameters .....	684
Response Elements .....	684
Errors .....	685
Examples .....	685
See Also .....	685
DeleteSecurityGroup .....	687
Request Parameters .....	687
Response Elements .....	688
Errors .....	688
Examples .....	688
See Also .....	689
DeleteSnapshot .....	690
Request Parameters .....	690
Response Elements .....	690
Errors .....	691
Examples .....	691
See Also .....	691
DeleteSpotDatafeedSubscription .....	693
Request Parameters .....	693
Response Elements .....	693
Errors .....	693
Examples .....	694
See Also .....	694
DeleteSubnet .....	695
Request Parameters .....	695
Response Elements .....	695
Errors .....	696
Examples .....	696
See Also .....	696

DeleteSubnetCidrReservation .....	698
Request Parameters .....	698
Response Elements .....	698
Errors .....	699
See Also .....	699
DeleteTags .....	700
Request Parameters .....	700
Response Elements .....	701
Errors .....	701
Examples .....	701
See Also .....	703
DeleteTrafficMirrorFilter .....	704
Request Parameters .....	704
Response Elements .....	704
Errors .....	705
See Also .....	705
DeleteTrafficMirrorFilterRule .....	706
Request Parameters .....	706
Response Elements .....	706
Errors .....	707
See Also .....	707
DeleteTrafficMirrorSession .....	708
Request Parameters .....	708
Response Elements .....	708
Errors .....	709
See Also .....	709
DeleteTrafficMirrorTarget .....	710
Request Parameters .....	710
Response Elements .....	710
Errors .....	711
See Also .....	711
DeleteTransitGateway .....	712
Request Parameters .....	712
Response Elements .....	712
Errors .....	713
See Also .....	713



DeleteTransitGatewayConnect .....	714
Request Parameters .....	714
Response Elements .....	714
Errors .....	715
See Also .....	715
DeleteTransitGatewayConnectPeer .....	716
Request Parameters .....	716
Response Elements .....	716
Errors .....	717
See Also .....	717
DeleteTransitGatewayMulticastDomain .....	718
Request Parameters .....	718
Response Elements .....	718
Errors .....	719
Examples .....	719
See Also .....	719
DeleteTransitGatewayPeeringAttachment .....	721
Request Parameters .....	721
Response Elements .....	721
Errors .....	722
Examples .....	722
See Also .....	722
DeleteTransitGatewayPolicyTable .....	723
Request Parameters .....	723
Response Elements .....	723
Errors .....	724
See Also .....	724
DeleteTransitGatewayPrefixListReference .....	725
Request Parameters .....	725
Response Elements .....	725
Errors .....	726
Examples .....	726
See Also .....	726
DeleteTransitGatewayRoute .....	728
Request Parameters .....	728
Response Elements .....	728

Errors .....	729
See Also .....	729
DeleteTransitGatewayRouteTable .....	730
Request Parameters .....	730
Response Elements .....	730
Errors .....	731
See Also .....	731
DeleteTransitGatewayRouteTableAnnouncement .....	732
Request Parameters .....	732
Response Elements .....	732
Errors .....	733
See Also .....	733
DeleteTransitGatewayVpcAttachment .....	734
Request Parameters .....	734
Response Elements .....	734
Errors .....	735
See Also .....	735
DeleteVerifiedAccessEndpoint .....	736
Request Parameters .....	736
Response Elements .....	736
Errors .....	737
See Also .....	737
DeleteVerifiedAccessGroup .....	738
Request Parameters .....	738
Response Elements .....	738
Errors .....	739
See Also .....	739
DeleteVerifiedAccessInstance .....	740
Request Parameters .....	740
Response Elements .....	740
Errors .....	741
See Also .....	741
DeleteVerifiedAccessTrustProvider .....	742
Request Parameters .....	742
Response Elements .....	742
Errors .....	743

---

See Also .....	743
DeleteVolume .....	744
Request Parameters .....	744
Response Elements .....	744
Errors .....	745
Examples .....	745
See Also .....	745
DeleteVpc .....	747
Request Parameters .....	747
Response Elements .....	747
Errors .....	748
Examples .....	748
See Also .....	748
DeleteVpcEndpointConnectionNotifications .....	750
Request Parameters .....	750
Response Elements .....	750
Errors .....	751
Examples .....	751
See Also .....	751
DeleteVpcEndpoints .....	753
Request Parameters .....	753
Response Elements .....	753
Errors .....	754
Examples .....	754
See Also .....	754
DeleteVpcEndpointServiceConfigurations .....	756
Request Parameters .....	756
Response Elements .....	756
Errors .....	757
Examples .....	757
See Also .....	757
DeleteVpcPeeringConnection .....	759
Request Parameters .....	759
Response Elements .....	759
Errors .....	760
Examples .....	760

---

See Also .....	760
DeleteVpnConnection .....	762
Request Parameters .....	762
Response Elements .....	762
Errors .....	763
Examples .....	763
See Also .....	763
DeleteVpnConnectionRoute .....	765
Request Parameters .....	765
Response Elements .....	765
Errors .....	766
Examples .....	766
See Also .....	766
DeleteVpnGateway .....	768
Request Parameters .....	768
Response Elements .....	768
Errors .....	769
Examples .....	769
See Also .....	769
DeprovisionByoipCidr .....	771
Request Parameters .....	771
Response Elements .....	771
Errors .....	772
See Also .....	772
DeprovisionIppamByoasn .....	773
Request Parameters .....	773
Response Elements .....	773
Errors .....	774
See Also .....	774
DeprovisionIppamPoolCidr .....	775
Request Parameters .....	775
Response Elements .....	775
Errors .....	776
See Also .....	776
DeprovisionPublicIpv4PoolCidr .....	777
Request Parameters .....	777

---

Response Elements .....	777
Errors .....	778
See Also .....	778
DeregisterImage .....	779
Request Parameters .....	779
Response Elements .....	779
Errors .....	780
Examples .....	780
See Also .....	780
DeregisterInstanceEventNotificationAttributes .....	782
Request Parameters .....	782
Response Elements .....	782
Errors .....	783
See Also .....	783
DeregisterTransitGatewayMulticastGroupMembers .....	784
Request Parameters .....	784
Response Elements .....	785
Errors .....	785
Examples .....	785
See Also .....	786
DeregisterTransitGatewayMulticastGroupSources .....	787
Request Parameters .....	787
Response Elements .....	788
Errors .....	788
Examples .....	788
See Also .....	789
DescribeAccountAttributes .....	790
Request Parameters .....	790
Response Elements .....	791
Errors .....	791
See Also .....	791
DescribeAddresses .....	793
Request Parameters .....	793
Response Elements .....	794
Errors .....	794
Examples .....	795

---

See Also .....	795
DescribeAddressesAttribute .....	797
Request Parameters .....	797
Response Elements .....	798
Errors .....	798
See Also .....	798
DescribeAddressTransfers .....	800
Request Parameters .....	800
Response Elements .....	801
Errors .....	801
See Also .....	801
DescribeAggregateIdFormat .....	803
Request Parameters .....	803
Response Elements .....	803
Errors .....	804
Examples .....	804
See Also .....	807
DescribeAvailabilityZones .....	808
Request Parameters .....	808
Response Elements .....	810
Errors .....	810
Examples .....	810
See Also .....	812
DescribeAwsNetworkPerformanceMetricSubscriptions .....	813
Request Parameters .....	813
Response Elements .....	814
Errors .....	814
See Also .....	814
DescribeBundleTasks .....	816
Request Parameters .....	816
Response Elements .....	817
Errors .....	817
Examples .....	818
See Also .....	819
DescribeByoipCidrs .....	820
Request Parameters .....	820

Response Elements .....	820
Errors .....	821
See Also .....	821
DescribeCapacityBlockOfferings .....	822
Request Parameters .....	822
Response Elements .....	823
Errors .....	824
See Also .....	824
DescribeCapacityReservationFleets .....	825
Request Parameters .....	825
Response Elements .....	826
Errors .....	826
See Also .....	827
DescribeCapacityReservations .....	828
Request Parameters .....	828
Response Elements .....	830
Errors .....	831
See Also .....	831
DescribeCarrierGateways .....	832
Request Parameters .....	832
Response Elements .....	833
Errors .....	834
See Also .....	834
DescribeClassicLinkInstances .....	835
Request Parameters .....	835
Response Elements .....	836
Errors .....	837
See Also .....	837
DescribeClientVpnAuthorizationRules .....	838
Request Parameters .....	838
Response Elements .....	839
Errors .....	839
Examples .....	840
See Also .....	840
DescribeClientVpnConnections .....	842
Request Parameters .....	842

Response Elements .....	843
Errors .....	843
Examples .....	844
See Also .....	844
<b>DescribeClientVpnEndpoints .....</b>	<b>846</b>
Request Parameters .....	846
Response Elements .....	847
Errors .....	847
Examples .....	847
See Also .....	849
<b>DescribeClientVpnRoutes .....</b>	<b>850</b>
Request Parameters .....	850
Response Elements .....	851
Errors .....	851
Examples .....	852
See Also .....	853
<b>DescribeClientVpnTargetNetworks .....</b>	<b>854</b>
Request Parameters .....	854
Response Elements .....	855
Errors .....	856
Examples .....	856
See Also .....	856
<b>DescribeCoipPools .....</b>	<b>858</b>
Request Parameters .....	858
Response Elements .....	859
Errors .....	859
See Also .....	859
<b>DescribeConversionTasks .....</b>	<b>861</b>
Request Parameters .....	861
Response Elements .....	861
Errors .....	862
Examples .....	862
See Also .....	863
<b>DescribeCustomerGateways .....</b>	<b>864</b>
Request Parameters .....	864
Response Elements .....	865



---

Errors .....	865
Examples .....	865
See Also .....	866
DescribeDhcpOptions .....	868
Request Parameters .....	868
Response Elements .....	869
Errors .....	870
Examples .....	870
See Also .....	872
DescribeEgressOnlyInternetGateways .....	873
Request Parameters .....	873
Response Elements .....	874
Errors .....	875
Examples .....	875
See Also .....	875
DescribeElasticGpus .....	877
Request Parameters .....	877
Response Elements .....	878
Errors .....	879
Examples .....	879
See Also .....	880
DescribeExportImageTasks .....	881
Request Parameters .....	881
Response Elements .....	882
Errors .....	882
See Also .....	882
DescribeExportTasks .....	884
Request Parameters .....	884
Response Elements .....	884
Errors .....	884
Examples .....	885
See Also .....	885
DescribeFastLaunchImages .....	887
Request Parameters .....	887
Response Elements .....	888
Errors .....	888

---

See Also .....	889
DescribeFastSnapshotRestores .....	890
Request Parameters .....	890
Response Elements .....	891
Errors .....	891
See Also .....	891
DescribeFleetHistory .....	893
Request Parameters .....	893
Response Elements .....	894
Errors .....	895
See Also .....	895
DescribeFleetInstances .....	897
Request Parameters .....	897
Response Elements .....	898
Errors .....	899
See Also .....	899
DescribeFleets .....	900
Request Parameters .....	900
Response Elements .....	901
Errors .....	902
See Also .....	902
DescribeFlowLogs .....	903
Request Parameters .....	903
Response Elements .....	904
Errors .....	905
Examples .....	905
See Also .....	906
DescribeFpgaImageAttribute .....	908
Request Parameters .....	908
Response Elements .....	908
Errors .....	909
Examples .....	909
See Also .....	910
DescribeFpgaImages .....	911
Request Parameters .....	911
Response Elements .....	912

Errors .....	913
Examples .....	913
See Also .....	914
DescribeHostReservationOfferings .....	916
Request Parameters .....	916
Response Elements .....	917
Errors .....	918
Examples .....	918
See Also .....	920
DescribeHostReservations .....	921
Request Parameters .....	921
Response Elements .....	922
Errors .....	922
Examples .....	922
See Also .....	923
DescribeHosts .....	925
Request Parameters .....	925
Response Elements .....	926
Errors .....	927
Examples .....	927
See Also .....	929
DescribeIamInstanceProfileAssociations .....	930
Request Parameters .....	930
Response Elements .....	931
Errors .....	931
Examples .....	931
See Also .....	932
DescribeIdentityIdFormat .....	933
Request Parameters .....	933
Response Elements .....	934
Errors .....	934
Examples .....	934
See Also .....	937
DescribeIdFormat .....	939
Request Parameters .....	939
Response Elements .....	940

Errors .....	940
Examples .....	940
See Also .....	943
<b>DescribeImageAttribute .....</b>	<b>944</b>
Request Parameters .....	944
Response Elements .....	945
Errors .....	947
Examples .....	947
See Also .....	948
<b>DescribeImages .....</b>	<b>950</b>
Request Parameters .....	950
Response Elements .....	954
Errors .....	955
Examples .....	955
See Also .....	958
<b>DescribeImportImageTasks .....</b>	<b>960</b>
Request Parameters .....	960
Response Elements .....	961
Errors .....	961
See Also .....	961
<b>DescribeImportSnapshotTasks .....</b>	<b>963</b>
Request Parameters .....	963
Response Elements .....	964
Errors .....	964
See Also .....	964
<b>DescribeInstanceAttribute .....</b>	<b>966</b>
Request Parameters .....	966
Response Elements .....	967
Errors .....	969
Examples .....	969
See Also .....	971
<b>DescribeInstanceConnectEndpoints .....</b>	<b>972</b>
Request Parameters .....	972
Response Elements .....	973
Errors .....	974
See Also .....	974

DescribeInstanceCreditSpecifications .....	975
Request Parameters .....	975
Response Elements .....	976
Errors .....	977
Examples .....	977
See Also .....	978
DescribeInstanceEventNotificationAttributes .....	979
Request Parameters .....	979
Response Elements .....	979
Errors .....	979
See Also .....	980
DescribeInstanceEventWindows .....	981
Request Parameters .....	981
Response Elements .....	982
Errors .....	983
See Also .....	983
DescribeInstances .....	984
Request Parameters .....	984
Response Elements .....	993
Errors .....	994
Examples .....	994
See Also .....	1000
DescribeInstanceStatus .....	1001
Request Parameters .....	1001
Response Elements .....	1003
Errors .....	1004
Examples .....	1004
See Also .....	1008
DescribeInstanceTopology .....	1009
Request Parameters .....	1009
Response Elements .....	1011
Errors .....	1011
See Also .....	1011
DescribeInstanceTypeOfferings .....	1013
Request Parameters .....	1013
Response Elements .....	1014

---

Errors .....	1015
See Also .....	1015
DescribeInstanceTypes .....	1016
Request Parameters .....	1016
Response Elements .....	1024
Errors .....	1025
See Also .....	1025
DescribeInternetGateways .....	1026
Request Parameters .....	1026
Response Elements .....	1027
Errors .....	1028
Examples .....	1028
See Also .....	1029
DescribeIamByoasn .....	1030
Request Parameters .....	1030
Response Elements .....	1030
Errors .....	1031
See Also .....	1031
DescribeIamExternalResourceVerificationTokens .....	1032
Request Parameters .....	1032
Response Elements .....	1033
Errors .....	1034
See Also .....	1034
DescribeIamPools .....	1035
Request Parameters .....	1035
Response Elements .....	1036
Errors .....	1036
See Also .....	1036
DescribeIamResourceDiscoveries .....	1038
Request Parameters .....	1038
Response Elements .....	1039
Errors .....	1039
See Also .....	1039
DescribeIamResourceDiscoveryAssociations .....	1041
Request Parameters .....	1041
Response Elements .....	1042

---

Errors .....	1042
See Also .....	1042
DescribePams .....	1044
Request Parameters .....	1044
Response Elements .....	1045
Errors .....	1045
See Also .....	1045
DescribePamScopes .....	1047
Request Parameters .....	1047
Response Elements .....	1048
Errors .....	1048
See Also .....	1048
DescribePv6Pools .....	1050
Request Parameters .....	1050
Response Elements .....	1051
Errors .....	1051
See Also .....	1052
DescribeKeyPairs .....	1053
Request Parameters .....	1053
Response Elements .....	1054
Errors .....	1055
Examples .....	1055
See Also .....	1056
DescribeLaunchTemplates .....	1057
Request Parameters .....	1057
Response Elements .....	1058
Errors .....	1059
Examples .....	1059
See Also .....	1060
DescribeLaunchTemplateVersions .....	1061
Request Parameters .....	1061
Response Elements .....	1064
Errors .....	1065
Examples .....	1065
See Also .....	1067
DescribeLocalGatewayRouteTables .....	1069

Request Parameters .....	1069
Response Elements .....	1070
Errors .....	1071
See Also .....	1071
<b>DescribeLocalGatewayRouteTableVirtualInterfaceGroupAssociations .....</b>	<b>1072</b>
Request Parameters .....	1072
Response Elements .....	1073
Errors .....	1074
See Also .....	1074
<b>DescribeLocalGatewayRouteTableVpcAssociations .....</b>	<b>1075</b>
Request Parameters .....	1075
Response Elements .....	1076
Errors .....	1077
See Also .....	1077
<b>DescribeLocalGateways .....</b>	<b>1078</b>
Request Parameters .....	1078
Response Elements .....	1079
Errors .....	1079
See Also .....	1080
<b>DescribeLocalGatewayVirtualInterfaceGroups .....</b>	<b>1081</b>
Request Parameters .....	1081
Response Elements .....	1082
Errors .....	1082
See Also .....	1082
<b>DescribeLocalGatewayVirtualInterfaces .....</b>	<b>1084</b>
Request Parameters .....	1084
Response Elements .....	1085
Errors .....	1086
See Also .....	1086
<b>DescribeLockedSnapshots .....</b>	<b>1087</b>
Request Parameters .....	1087
Response Elements .....	1088
Errors .....	1088
See Also .....	1088
<b>DescribeMacHosts .....</b>	<b>1090</b>
Request Parameters .....	1090



Response Elements .....	1091
Errors .....	1091
See Also .....	1091
<b>DescribeManagedPrefixLists .....</b>	<b>1093</b>
Request Parameters .....	1093
Response Elements .....	1094
Errors .....	1094
Examples .....	1095
See Also .....	1096
<b>DescribeMovingAddresses .....</b>	<b>1097</b>
Request Parameters .....	1097
Response Elements .....	1098
Errors .....	1099
See Also .....	1099
<b>DescribeNatGateways .....</b>	<b>1100</b>
Request Parameters .....	1100
Response Elements .....	1101
Errors .....	1102
Examples .....	1102
See Also .....	1103
<b>DescribeNetworkAcls .....</b>	<b>1104</b>
Request Parameters .....	1104
Response Elements .....	1106
Errors .....	1106
Examples .....	1106
See Also .....	1109
<b>DescribeNetworkInsightsAccessScopeAnalyses .....</b>	<b>1110</b>
Request Parameters .....	1110
Response Elements .....	1111
Errors .....	1112
See Also .....	1112
<b>DescribeNetworkInsightsAccessScopes .....</b>	<b>1113</b>
Request Parameters .....	1113
Response Elements .....	1114
Errors .....	1114
See Also .....	1114

DescribeNetworkInsightsAnalyses .....	1116
Request Parameters .....	1116
Response Elements .....	1117
Errors .....	1118
See Also .....	1118
DescribeNetworkInsightsPaths .....	1119
Request Parameters .....	1119
Response Elements .....	1120
Errors .....	1121
See Also .....	1121
DescribeNetworkInterfaceAttribute .....	1122
Request Parameters .....	1122
Response Elements .....	1122
Errors .....	1123
Examples .....	1124
See Also .....	1124
DescribeNetworkInterfacePermissions .....	1126
Request Parameters .....	1126
Response Elements .....	1127
Errors .....	1127
Examples .....	1127
See Also .....	1128
DescribeNetworkInterfaces .....	1130
Request Parameters .....	1130
Response Elements .....	1133
Errors .....	1133
Examples .....	1134
See Also .....	1136
DescribePlacementGroups .....	1138
Request Parameters .....	1138
Response Elements .....	1139
Errors .....	1140
Examples .....	1140
See Also .....	1142
DescribePrefixLists .....	1143
Request Parameters .....	1143

Response Elements .....	1144
Errors .....	1144
Examples .....	1144
See Also .....	1145
<b>DescribePrincipalIdFormat .....</b>	<b>1146</b>
Request Parameters .....	1146
Response Elements .....	1147
Errors .....	1148
Examples .....	1148
See Also .....	1153
<b>DescribePublicIpv4Pools .....</b>	<b>1155</b>
Request Parameters .....	1155
Response Elements .....	1156
Errors .....	1156
See Also .....	1156
<b>DescribeRegions .....</b>	<b>1158</b>
Request Parameters .....	1158
Response Elements .....	1159
Errors .....	1159
Examples .....	1159
See Also .....	1161
<b>DescribeReplaceRootVolumeTasks .....</b>	<b>1162</b>
Request Parameters .....	1162
Response Elements .....	1163
Errors .....	1163
See Also .....	1163
<b>DescribeReservedInstances .....</b>	<b>1165</b>
Request Parameters .....	1165
Response Elements .....	1167
Errors .....	1167
Examples .....	1167
See Also .....	1169
<b>DescribeReservedInstancesListings .....</b>	<b>1170</b>
Request Parameters .....	1170
Response Elements .....	1171
Errors .....	1171

Examples .....	1172
See Also .....	1174
DescribeReservedInstancesModifications .....	1175
Request Parameters .....	1175
Response Elements .....	1176
Errors .....	1177
Examples .....	1177
See Also .....	1177
DescribeReservedInstancesOfferings .....	1179
Request Parameters .....	1179
Response Elements .....	1188
Errors .....	1188
Examples .....	1188
See Also .....	1196
DescribeRouteTables .....	1197
Request Parameters .....	1197
Response Elements .....	1199
Errors .....	1200
Examples .....	1200
See Also .....	1201
DescribeScheduledInstanceAvailability .....	1202
Request Parameters .....	1202
Response Elements .....	1204
Errors .....	1204
See Also .....	1204
DescribeScheduledInstances .....	1206
Request Parameters .....	1206
Response Elements .....	1207
Errors .....	1207
See Also .....	1208
DescribeSecurityGroupReferences .....	1209
Request Parameters .....	1209
Response Elements .....	1209
Errors .....	1210
Examples .....	1210
See Also .....	1211

DescribeSecurityGroupRules .....	1212
Request Parameters .....	1212
Response Elements .....	1213
Errors .....	1214
See Also .....	1214
DescribeSecurityGroups .....	1215
Request Parameters .....	1215
Response Elements .....	1218
Errors .....	1218
Examples .....	1218
See Also .....	1223
DescribeSnapshotAttribute .....	1225
Request Parameters .....	1225
Response Elements .....	1225
Errors .....	1226
Examples .....	1226
See Also .....	1227
DescribeSnapshots .....	1228
Request Parameters .....	1229
Response Elements .....	1231
Errors .....	1231
Examples .....	1231
See Also .....	1233
DescribeSnapshotTierStatus .....	1235
Request Parameters .....	1235
Response Elements .....	1236
Errors .....	1236
See Also .....	1236
DescribeSpotDatafeedSubscription .....	1238
Request Parameters .....	1238
Response Elements .....	1238
Errors .....	1238
Examples .....	1239
See Also .....	1239
DescribeSpotFleetInstances .....	1241
Request Parameters .....	1241

Response Elements .....	1242
Errors .....	1242
Examples .....	1242
See Also .....	1243
<b>DescribeSpotFleetRequestHistory .....</b>	<b>1245</b>
Request Parameters .....	1245
Response Elements .....	1246
Errors .....	1247
Examples .....	1247
See Also .....	1249
<b>DescribeSpotFleetRequests .....</b>	<b>1251</b>
Request Parameters .....	1251
Response Elements .....	1252
Errors .....	1252
Examples .....	1252
See Also .....	1254
<b>DescribeSpotInstanceRequests .....</b>	<b>1255</b>
Request Parameters .....	1255
Response Elements .....	1258
Errors .....	1258
Examples .....	1259
See Also .....	1261
<b>DescribeSpotPriceHistory .....</b>	<b>1262</b>
Request Parameters .....	1262
Response Elements .....	1269
Errors .....	1269
Examples .....	1269
See Also .....	1270
<b>DescribeStaleSecurityGroups .....</b>	<b>1272</b>
Request Parameters .....	1272
Response Elements .....	1273
Errors .....	1273
Examples .....	1273
See Also .....	1275
<b>DescribeStoreImageTasks .....</b>	<b>1276</b>
Request Parameters .....	1276

Response Elements .....	1277
Errors .....	1278
See Also .....	1278
DescribeSubnets .....	1279
Request Parameters .....	1279
Response Elements .....	1282
Errors .....	1282
Examples .....	1282
See Also .....	1285
DescribeTags .....	1286
Request Parameters .....	1286
Response Elements .....	1287
Errors .....	1288
Examples .....	1288
See Also .....	1293
DescribeTrafficMirrorFilterRules .....	1294
Request Parameters .....	1294
Response Elements .....	1295
Errors .....	1296
See Also .....	1296
DescribeTrafficMirrorFilters .....	1297
Request Parameters .....	1297
Response Elements .....	1298
Errors .....	1298
See Also .....	1298
DescribeTrafficMirrorSessions .....	1300
Request Parameters .....	1300
Response Elements .....	1301
Errors .....	1302
See Also .....	1302
DescribeTrafficMirrorTargets .....	1303
Request Parameters .....	1303
Response Elements .....	1304
Errors .....	1304
See Also .....	1305
DescribeTransitGatewayAttachments .....	1306

Request Parameters .....	1306
Response Elements .....	1307
Errors .....	1308
See Also .....	1308
<b>DescribeTransitGatewayConnectPeers .....</b>	<b>1309</b>
Request Parameters .....	1309
Response Elements .....	1310
Errors .....	1310
See Also .....	1310
<b>DescribeTransitGatewayConnects .....</b>	<b>1312</b>
Request Parameters .....	1312
Response Elements .....	1313
Errors .....	1314
See Also .....	1314
<b>DescribeTransitGatewayMulticastDomains .....</b>	<b>1315</b>
Request Parameters .....	1315
Response Elements .....	1316
Errors .....	1316
Examples .....	1317
See Also .....	1317
<b>DescribeTransitGatewayPeeringAttachments .....</b>	<b>1319</b>
Request Parameters .....	1319
Response Elements .....	1320
Errors .....	1321
Examples .....	1321
See Also .....	1322
<b>DescribeTransitGatewayPolicyTables .....</b>	<b>1323</b>
Request Parameters .....	1323
Response Elements .....	1324
Errors .....	1324
See Also .....	1324
<b>DescribeTransitGatewayRouteTableAnnouncements .....</b>	<b>1326</b>
Request Parameters .....	1326
Response Elements .....	1327
Errors .....	1327
See Also .....	1327



DescribeTransitGatewayRouteTables .....	1329
Request Parameters .....	1329
Response Elements .....	1330
Errors .....	1331
See Also .....	1331
DescribeTransitGateways .....	1332
Request Parameters .....	1332
Response Elements .....	1333
Errors .....	1334
Examples .....	1334
See Also .....	1335
DescribeTransitGatewayVpcAttachments .....	1336
Request Parameters .....	1336
Response Elements .....	1337
Errors .....	1337
Examples .....	1338
See Also .....	1338
DescribeTrunkInterfaceAssociations .....	1340
Request Parameters .....	1340
Response Elements .....	1341
Errors .....	1341
See Also .....	1341
DescribeVerifiedAccessEndpoints .....	1343
Request Parameters .....	1343
Response Elements .....	1344
Errors .....	1345
See Also .....	1345
DescribeVerifiedAccessGroups .....	1346
Request Parameters .....	1346
Response Elements .....	1347
Errors .....	1347
See Also .....	1348
DescribeVerifiedAccessInstanceLoggingConfigurations .....	1349
Request Parameters .....	1349
Response Elements .....	1350
Errors .....	1350

---

See Also .....	1350
DescribeVerifiedAccessInstances .....	1352
Request Parameters .....	1352
Response Elements .....	1353
Errors .....	1353
See Also .....	1353
DescribeVerifiedAccessTrustProviders .....	1355
Request Parameters .....	1355
Response Elements .....	1356
Errors .....	1356
See Also .....	1356
DescribeVolumeAttribute .....	1358
Request Parameters .....	1358
Response Elements .....	1358
Errors .....	1359
Examples .....	1359
See Also .....	1360
DescribeVolumes .....	1362
Request Parameters .....	1362
Response Elements .....	1364
Errors .....	1365
Examples .....	1365
See Also .....	1366
DescribeVolumesModifications .....	1367
Request Parameters .....	1367
Response Elements .....	1368
Errors .....	1369
Examples .....	1369
See Also .....	1371
DescribeVolumeStatus .....	1372
Request Parameters .....	1373
Response Elements .....	1374
Errors .....	1375
Examples .....	1375
See Also .....	1377
DescribeVpcAttribute .....	1378

Request Parameters .....	1378
Response Elements .....	1378
Errors .....	1379
Examples .....	1379
See Also .....	1381
<b>DescribeVpcClassicLink .....</b>	<b>1382</b>
Request Parameters .....	1382
Response Elements .....	1383
Errors .....	1383
See Also .....	1383
<b>DescribeVpcClassicLinkDnsSupport .....</b>	<b>1385</b>
Request Parameters .....	1385
Response Elements .....	1386
Errors .....	1386
See Also .....	1386
<b>DescribeVpcEndpointConnectionNotifications .....</b>	<b>1388</b>
Request Parameters .....	1388
Response Elements .....	1389
Errors .....	1389
Examples .....	1390
See Also .....	1390
<b>DescribeVpcEndpointConnections .....</b>	<b>1392</b>
Request Parameters .....	1392
Response Elements .....	1393
Errors .....	1393
Examples .....	1393
See Also .....	1394
<b>DescribeVpcEndpoints .....</b>	<b>1396</b>
Request Parameters .....	1396
Response Elements .....	1397
Errors .....	1398
Examples .....	1398
See Also .....	1400
<b>DescribeVpcEndpointServiceConfigurations .....</b>	<b>1402</b>
Request Parameters .....	1402
Response Elements .....	1403

Errors .....	1404
Examples .....	1404
See Also .....	1406
DescribeVpcEndpointServicePermissions .....	1407
Request Parameters .....	1407
Response Elements .....	1408
Errors .....	1408
Examples .....	1409
See Also .....	1409
DescribeVpcEndpointServices .....	1411
Request Parameters .....	1411
Response Elements .....	1412
Errors .....	1413
Examples .....	1413
See Also .....	1418
DescribeVpcPeeringConnections .....	1420
Request Parameters .....	1420
Response Elements .....	1421
Errors .....	1422
Examples .....	1422
See Also .....	1424
DescribeVpcs .....	1425
Request Parameters .....	1425
Response Elements .....	1427
Errors .....	1427
Examples .....	1427
See Also .....	1430
DescribeVpnConnections .....	1431
Request Parameters .....	1431
Response Elements .....	1432
Errors .....	1432
Examples .....	1433
See Also .....	1434
DescribeVpnGateways .....	1436
Request Parameters .....	1436
Response Elements .....	1437

Errors .....	1437
Examples .....	1437
See Also .....	1439
DetachClassicLinkVpc .....	1440
Request Parameters .....	1440
Response Elements .....	1441
Errors .....	1441
See Also .....	1441
DetachInternetGateway .....	1442
Request Parameters .....	1442
Response Elements .....	1442
Errors .....	1443
Examples .....	1443
See Also .....	1443
DetachNetworkInterface .....	1445
Request Parameters .....	1445
Response Elements .....	1446
Errors .....	1446
Examples .....	1446
See Also .....	1447
DetachVerifiedAccessTrustProvider .....	1448
Request Parameters .....	1448
Response Elements .....	1449
Errors .....	1449
See Also .....	1449
DetachVolume .....	1451
Request Parameters .....	1451
Response Elements .....	1452
Errors .....	1454
Examples .....	1454
See Also .....	1454
DetachVpnGateway .....	1456
Request Parameters .....	1456
Response Elements .....	1457
Errors .....	1457
Examples .....	1457

See Also .....	1458
DisableAddressTransfer .....	1459
Request Parameters .....	1459
Response Elements .....	1459
Errors .....	1460
See Also .....	1460
DisableAwsNetworkPerformanceMetricSubscription .....	1461
Request Parameters .....	1461
Response Elements .....	1462
Errors .....	1462
See Also .....	1462
DisableEbsEncryptionByDefault .....	1464
Request Parameters .....	1464
Response Elements .....	1464
Errors .....	1465
See Also .....	1465
DisableFastLaunch .....	1466
Request Parameters .....	1466
Response Elements .....	1467
Errors .....	1468
See Also .....	1468
DisableFastSnapshotRestores .....	1470
Request Parameters .....	1470
Response Elements .....	1470
Errors .....	1471
See Also .....	1471
DisableImage .....	1472
Request Parameters .....	1472
Response Elements .....	1472
Errors .....	1473
Examples .....	1473
See Also .....	1473
DisableImageBlockPublicAccess .....	1475
Request Parameters .....	1475
Response Elements .....	1475
Errors .....	1476

Examples .....	1476
See Also .....	1476
DisableImageDeprecation .....	1478
Request Parameters .....	1478
Response Elements .....	1478
Errors .....	1479
Examples .....	1479
See Also .....	1479
DisableImageDeregistrationProtection .....	1481
Request Parameters .....	1481
Response Elements .....	1481
Errors .....	1482
See Also .....	1482
DisableIamOrganizationAdminAccount .....	1483
Request Parameters .....	1483
Response Elements .....	1483
Errors .....	1484
See Also .....	1484
DisableSerialConsoleAccess .....	1485
Request Parameters .....	1485
Response Elements .....	1485
Errors .....	1485
See Also .....	1486
DisableSnapshotBlockPublicAccess .....	1487
Request Parameters .....	1487
Response Elements .....	1487
Errors .....	1488
See Also .....	1488
DisableTransitGatewayRouteTablePropagation .....	1489
Request Parameters .....	1489
Response Elements .....	1490
Errors .....	1490
See Also .....	1490
DisableVgwRoutePropagation .....	1491
Request Parameters .....	1491
Response Elements .....	1491

Errors .....	1492
Examples .....	1492
See Also .....	1492
DisableVpcClassicLink .....	1494
Request Parameters .....	1494
Response Elements .....	1494
Errors .....	1495
See Also .....	1495
DisableVpcClassicLinkDnsSupport .....	1496
Request Parameters .....	1496
Response Elements .....	1496
Errors .....	1497
Examples .....	1497
See Also .....	1497
DisassociateAddress .....	1499
Request Parameters .....	1499
Response Elements .....	1499
Errors .....	1500
Examples .....	1500
See Also .....	1500
DisassociateClientVpnTargetNetwork .....	1502
Request Parameters .....	1502
Response Elements .....	1503
Errors .....	1503
Examples .....	1503
See Also .....	1504
DisassociateEnclaveCertificateIamRole .....	1505
Request Parameters .....	1505
Response Elements .....	1505
Errors .....	1506
See Also .....	1506
DisassociateIamInstanceProfile .....	1507
Request Parameters .....	1507
Response Elements .....	1507
Errors .....	1507
Examples .....	1508



See Also .....	1508
<b>DisassociateInstanceEventWindow .....</b>	<b>1510</b>
Request Parameters .....	1510
Response Elements .....	1510
Errors .....	1511
See Also .....	1511
<b>DisassociateIamByoasn .....</b>	<b>1512</b>
Request Parameters .....	1512
Response Elements .....	1512
Errors .....	1513
See Also .....	1513
<b>DisassociateIamResourceDiscovery .....</b>	<b>1514</b>
Request Parameters .....	1514
Response Elements .....	1514
Errors .....	1515
See Also .....	1515
<b>DisassociateNatGatewayAddress .....</b>	<b>1516</b>
Request Parameters .....	1516
Response Elements .....	1517
Errors .....	1517
See Also .....	1517
<b>DisassociateRouteTable .....</b>	<b>1519</b>
Request Parameters .....	1519
Response Elements .....	1519
Errors .....	1520
Examples .....	1520
See Also .....	1520
<b>DisassociateSubnetCidrBlock .....</b>	<b>1522</b>
Request Parameters .....	1522
Response Elements .....	1522
Errors .....	1523
Examples .....	1523
See Also .....	1523
<b>DisassociateTransitGatewayMulticastDomain .....</b>	<b>1525</b>
Request Parameters .....	1525
Response Elements .....	1526

Errors .....	1526
Examples .....	1526
See Also .....	1527
DisassociateTransitGatewayPolicyTable .....	1528
Request Parameters .....	1528
Response Elements .....	1528
Errors .....	1529
See Also .....	1529
DisassociateTransitGatewayRouteTable .....	1530
Request Parameters .....	1530
Response Elements .....	1530
Errors .....	1531
See Also .....	1531
DisassociateTrunkInterface .....	1532
Request Parameters .....	1532
Response Elements .....	1532
Errors .....	1533
See Also .....	1533
DisassociateVpcCidrBlock .....	1534
Request Parameters .....	1534
Response Elements .....	1534
Errors .....	1535
Examples .....	1535
See Also .....	1535
EnableAddressTransfer .....	1537
Request Parameters .....	1537
Response Elements .....	1537
Errors .....	1538
See Also .....	1538
EnableAwsNetworkPerformanceMetricSubscription .....	1539
Request Parameters .....	1539
Response Elements .....	1540
Errors .....	1540
See Also .....	1540
EnableEbsEncryptionByDefault .....	1542
Request Parameters .....	1542

Response Elements .....	1542
Errors .....	1543
See Also .....	1543
EnableFastLaunch .....	1544
Request Parameters .....	1544
Response Elements .....	1545
Errors .....	1547
See Also .....	1547
EnableFastSnapshotRestores .....	1548
Request Parameters .....	1548
Response Elements .....	1549
Errors .....	1549
See Also .....	1549
EnableImage .....	1551
Request Parameters .....	1551
Response Elements .....	1551
Errors .....	1552
Examples .....	1552
See Also .....	1552
EnableImageBlockPublicAccess .....	1554
Request Parameters .....	1554
Response Elements .....	1554
Errors .....	1555
Examples .....	1555
See Also .....	1556
EnableImageDeprecation .....	1557
Request Parameters .....	1557
Response Elements .....	1558
Errors .....	1558
Examples .....	1558
See Also .....	1559
EnableImageDeregistrationProtection .....	1560
Request Parameters .....	1560
Response Elements .....	1561
Errors .....	1561
See Also .....	1561

EnableIamOrganizationAdminAccount .....	1562
Request Parameters .....	1562
Response Elements .....	1562
Errors .....	1563
See Also .....	1563
EnableReachabilityAnalyzerOrganizationSharing .....	1564
Request Parameters .....	1564
Response Elements .....	1564
Errors .....	1564
See Also .....	1565
EnableSerialConsoleAccess .....	1566
Request Parameters .....	1566
Response Elements .....	1566
Errors .....	1566
See Also .....	1567
EnableSnapshotBlockPublicAccess .....	1568
Request Parameters .....	1568
Response Elements .....	1569
Errors .....	1569
See Also .....	1569
EnableTransitGatewayRouteTablePropagation .....	1571
Request Parameters .....	1571
Response Elements .....	1572
Errors .....	1572
See Also .....	1572
EnableVgwRoutePropagation .....	1573
Request Parameters .....	1573
Response Elements .....	1573
Errors .....	1574
Examples .....	1574
See Also .....	1574
EnableVolumeIO .....	1576
Request Parameters .....	1576
Response Elements .....	1576
Errors .....	1577
Examples .....	1577

See Also .....	1577
EnableVpcClassicLink .....	1579
Request Parameters .....	1579
Response Elements .....	1579
Errors .....	1580
See Also .....	1580
EnableVpcClassicLinkDnsSupport .....	1581
Request Parameters .....	1581
Response Elements .....	1581
Errors .....	1582
See Also .....	1582
ExportClientVpnClientCertificateRevocationList .....	1583
Request Parameters .....	1583
Response Elements .....	1583
Errors .....	1584
See Also .....	1584
ExportClientVpnClientConfiguration .....	1585
Request Parameters .....	1585
Response Elements .....	1585
Errors .....	1586
Examples .....	1586
See Also .....	1587
ExportImage .....	1588
Request Parameters .....	1588
Response Elements .....	1589
Errors .....	1591
See Also .....	1591
ExportTransitGatewayRoutes .....	1592
Request Parameters .....	1592
Response Elements .....	1593
Errors .....	1593
See Also .....	1594
GetAssociatedEnclaveCertificateIamRoles .....	1595
Request Parameters .....	1595
Response Elements .....	1595
Errors .....	1596

---

See Also .....	1596
GetAssociatedIpv6PoolCidrs .....	1597
Request Parameters .....	1597
Response Elements .....	1598
Errors .....	1598
See Also .....	1598
GetAwsNetworkPerformanceData .....	1600
Request Parameters .....	1600
Response Elements .....	1601
Errors .....	1601
See Also .....	1602
GetCapacityReservationUsage .....	1603
Request Parameters .....	1603
Response Elements .....	1604
Errors .....	1605
See Also .....	1605
GetCoipPoolUsage .....	1607
Request Parameters .....	1607
Response Elements .....	1608
Errors .....	1609
See Also .....	1609
GetConsoleOutput .....	1610
Request Parameters .....	1610
Response Elements .....	1611
Errors .....	1611
Examples .....	1611
See Also .....	1612
GetConsoleScreenshot .....	1614
Request Parameters .....	1614
Response Elements .....	1614
Errors .....	1615
Examples .....	1615
See Also .....	1616
GetDefaultCreditSpecification .....	1617
Request Parameters .....	1617
Response Elements .....	1617

---

Errors .....	1618
Examples .....	1618
See Also .....	1618
GetEbsDefaultKmsKeyId .....	1620
Request Parameters .....	1620
Response Elements .....	1620
Errors .....	1620
See Also .....	1621
GetEbsEncryptionByDefault .....	1622
Request Parameters .....	1622
Response Elements .....	1622
Errors .....	1623
See Also .....	1623
GetFlowLogsIntegrationTemplate .....	1624
Request Parameters .....	1624
Response Elements .....	1625
Errors .....	1625
See Also .....	1625
GetGroupsForCapacityReservation .....	1627
Request Parameters .....	1627
Response Elements .....	1628
Errors .....	1628
See Also .....	1628
GetHostReservationPurchasePreview .....	1630
Request Parameters .....	1630
Response Elements .....	1630
Errors .....	1631
Examples .....	1631
See Also .....	1632
GetImageBlockPublicAccessState .....	1633
Request Parameters .....	1633
Response Elements .....	1633
Errors .....	1634
Examples .....	1634
See Also .....	1634
GetInstanceMetadataDefaults .....	1636

Request Parameters .....	1636
Response Elements .....	1636
Errors .....	1637
See Also .....	1637
<b>GetInstanceTpmEkPub .....</b>	<b>1638</b>
Request Parameters .....	1638
Response Elements .....	1639
Errors .....	1639
See Also .....	1640
<b>GetInstanceTypesFromInstanceRequirements .....</b>	<b>1641</b>
Request Parameters .....	1641
Response Elements .....	1642
Errors .....	1643
See Also .....	1643
<b>GetInstanceUefiData .....</b>	<b>1644</b>
Request Parameters .....	1644
Response Elements .....	1644
Errors .....	1645
See Also .....	1645
<b>GetIpmAddressHistory .....</b>	<b>1646</b>
Request Parameters .....	1646
Response Elements .....	1647
Errors .....	1648
See Also .....	1648
<b>GetIpmDiscoveredAccounts .....</b>	<b>1649</b>
Request Parameters .....	1649
Response Elements .....	1650
Errors .....	1650
See Also .....	1651
<b>GetIpmDiscoveredPublicAddresses .....</b>	<b>1652</b>
Request Parameters .....	1652
Response Elements .....	1653
Errors .....	1654
See Also .....	1654
<b>GetIpmDiscoveredResourceCidrs .....</b>	<b>1655</b>
Request Parameters .....	1655



Response Elements .....	1656
Errors .....	1656
See Also .....	1657
GetIpamPoolAllocations .....	1658
Request Parameters .....	1658
Response Elements .....	1659
Errors .....	1660
See Also .....	1660
GetIpamPoolCidrs .....	1661
Request Parameters .....	1661
Response Elements .....	1662
Errors .....	1662
See Also .....	1662
GetIpamResourceCidrs .....	1664
Request Parameters .....	1664
Response Elements .....	1666
Errors .....	1666
See Also .....	1666
GetLaunchTemplateData .....	1668
Request Parameters .....	1668
Response Elements .....	1668
Errors .....	1669
Examples .....	1669
See Also .....	1671
GetManagedPrefixListAssociations .....	1672
Request Parameters .....	1672
Response Elements .....	1673
Errors .....	1673
Examples .....	1673
See Also .....	1674
GetManagedPrefixListEntries .....	1675
Request Parameters .....	1675
Response Elements .....	1676
Errors .....	1676
Examples .....	1676
See Also .....	1677

GetNetworkInsightsAccessScopeAnalysisFindings .....	1678
Request Parameters .....	1678
Response Elements .....	1679
Errors .....	1679
See Also .....	1679
GetNetworkInsightsAccessScopeContent .....	1681
Request Parameters .....	1681
Response Elements .....	1681
Errors .....	1682
See Also .....	1682
GetPasswordData .....	1683
Request Parameters .....	1683
Response Elements .....	1684
Errors .....	1684
Examples .....	1684
See Also .....	1685
GetReservedInstancesExchangeQuote .....	1686
Request Parameters .....	1686
Response Elements .....	1686
Errors .....	1688
Examples .....	1688
See Also .....	1689
GetSecurityGroupsForVpc .....	1690
Request Parameters .....	1690
Response Elements .....	1691
Errors .....	1691
See Also .....	1692
GetSerialConsoleAccessStatus .....	1693
Request Parameters .....	1693
Response Elements .....	1693
Errors .....	1693
See Also .....	1694
GetSnapshotBlockPublicAccessState .....	1695
Request Parameters .....	1695
Response Elements .....	1695
Errors .....	1696

---

See Also .....	1696
GetSpotPlacementScores .....	1697
Request Parameters .....	1697
Response Elements .....	1699
Errors .....	1700
See Also .....	1700
GetSubnetCidrReservations .....	1702
Request Parameters .....	1702
Response Elements .....	1703
Errors .....	1704
See Also .....	1704
GetTransitGatewayAttachmentPropagations .....	1705
Request Parameters .....	1705
Response Elements .....	1706
Errors .....	1706
See Also .....	1706
GetTransitGatewayMulticastDomainAssociations .....	1708
Request Parameters .....	1708
Response Elements .....	1709
Errors .....	1709
Examples .....	1710
See Also .....	1711
GetTransitGatewayPolicyTableAssociations .....	1713
Request Parameters .....	1713
Response Elements .....	1714
Errors .....	1714
See Also .....	1714
GetTransitGatewayPolicyTableEntries .....	1716
Request Parameters .....	1716
Response Elements .....	1717
Errors .....	1717
See Also .....	1717
GetTransitGatewayPrefixListReferences .....	1719
Request Parameters .....	1719
Response Elements .....	1720
Errors .....	1721

Examples .....	1721
See Also .....	1722
GetTransitGatewayRouteTableAssociations .....	1723
Request Parameters .....	1723
Response Elements .....	1724
Errors .....	1724
See Also .....	1725
GetTransitGatewayRouteTablePropagations .....	1726
Request Parameters .....	1726
Response Elements .....	1727
Errors .....	1727
See Also .....	1728
GetVerifiedAccessEndpointPolicy .....	1729
Request Parameters .....	1729
Response Elements .....	1729
Errors .....	1730
See Also .....	1730
GetVerifiedAccessGroupPolicy .....	1731
Request Parameters .....	1731
Response Elements .....	1731
Errors .....	1732
See Also .....	1732
GetVpnConnectionDeviceSampleConfiguration .....	1733
Request Parameters .....	1733
Response Elements .....	1734
Errors .....	1734
See Also .....	1734
GetVpnConnectionDeviceTypes .....	1735
Request Parameters .....	1735
Response Elements .....	1736
Errors .....	1736
See Also .....	1736
GetVpnTunnelReplacementStatus .....	1738
Request Parameters .....	1738
Response Elements .....	1738
Errors .....	1739

---

See Also .....	1739
ImportClientVpnClientCertificateRevocationList .....	1741
Request Parameters .....	1741
Response Elements .....	1741
Errors .....	1742
See Also .....	1742
ImportImage .....	1743
Request Parameters .....	1743
Response Elements .....	1747
Errors .....	1750
See Also .....	1750
ImportInstance .....	1751
Request Parameters .....	1751
Response Elements .....	1752
Errors .....	1753
Examples .....	1753
See Also .....	1754
ImportKeyPair .....	1755
Request Parameters .....	1755
Response Elements .....	1756
Errors .....	1757
Examples .....	1757
See Also .....	1758
ImportSnapshot .....	1759
Request Parameters .....	1759
Response Elements .....	1761
Errors .....	1762
See Also .....	1762
ImportVolume .....	1763
Request Parameters .....	1763
Response Elements .....	1764
Errors .....	1764
Examples .....	1764
See Also .....	1766
ListImagesInRecycleBin .....	1767
Request Parameters .....	1767

Response Elements .....	1768
Errors .....	1768
See Also .....	1768
ListSnapshotsInRecycleBin .....	1770
Request Parameters .....	1770
Response Elements .....	1771
Errors .....	1771
See Also .....	1771
LockSnapshot .....	1773
Request Parameters .....	1773
Response Elements .....	1775
Errors .....	1777
See Also .....	1777
ModifyAddressAttribute .....	1778
Request Parameters .....	1778
Response Elements .....	1778
Errors .....	1779
See Also .....	1779
ModifyAvailabilityZoneGroup .....	1780
Request Parameters .....	1780
Response Elements .....	1780
Errors .....	1781
See Also .....	1781
ModifyCapacityReservation .....	1782
Request Parameters .....	1782
Response Elements .....	1784
Errors .....	1784
See Also .....	1784
ModifyCapacityReservationFleet .....	1786
Request Parameters .....	1786
Response Elements .....	1787
Errors .....	1788
See Also .....	1788
ModifyClientVpnEndpoint .....	1789
Request Parameters .....	1789
Response Elements .....	1792

Errors .....	1792
Examples .....	1792
See Also .....	1793
ModifyDefaultCreditSpecification .....	1794
Request Parameters .....	1794
Response Elements .....	1795
Errors .....	1795
Examples .....	1795
See Also .....	1796
ModifyEbsDefaultKmsKeyId .....	1798
Request Parameters .....	1798
Response Elements .....	1799
Errors .....	1799
See Also .....	1799
ModifyFleet .....	1801
Request Parameters .....	1801
Response Elements .....	1803
Errors .....	1803
See Also .....	1803
ModifyFpgaImageAttribute .....	1805
Request Parameters .....	1805
Response Elements .....	1807
Errors .....	1807
Examples .....	1807
See Also .....	1808
ModifyHosts .....	1809
Request Parameters .....	1809
Response Elements .....	1810
Errors .....	1811
Examples .....	1811
See Also .....	1813
ModifyIdentityIdFormat .....	1814
Request Parameters .....	1814
Response Elements .....	1815
Errors .....	1815
Examples .....	1816

---

See Also .....	1816
ModifyIdFormat .....	1817
Request Parameters .....	1817
Response Elements .....	1818
Errors .....	1818
Examples .....	1818
See Also .....	1819
ModifyImageAttribute .....	1820
Request Parameters .....	1820
Response Elements .....	1823
Errors .....	1823
Examples .....	1823
See Also .....	1825
ModifyInstanceAttribute .....	1827
Request Parameters .....	1827
Response Elements .....	1831
Errors .....	1831
Examples .....	1832
See Also .....	1833
ModifyInstanceCapacityReservationAttributes .....	1834
Request Parameters .....	1834
Response Elements .....	1834
Errors .....	1835
See Also .....	1835
ModifyInstanceCreditSpecification .....	1836
Request Parameters .....	1836
Response Elements .....	1836
Errors .....	1837
Examples .....	1837
See Also .....	1838
ModifyInstanceEventStartTime .....	1839
Request Parameters .....	1839
Response Elements .....	1840
Errors .....	1840
Examples .....	1840
See Also .....	1840



ModifyInstanceEventWindow .....	1842
Request Parameters .....	1842
Response Elements .....	1843
Errors .....	1844
See Also .....	1844
ModifyInstanceMaintenanceOptions .....	1845
Request Parameters .....	1845
Response Elements .....	1845
Errors .....	1846
See Also .....	1846
ModifyInstanceMetadataDefaults .....	1847
Request Parameters .....	1847
Response Elements .....	1848
Errors .....	1849
See Also .....	1849
ModifyInstanceMetadataOptions .....	1850
Request Parameters .....	1850
Response Elements .....	1852
Errors .....	1853
Examples .....	1853
See Also .....	1854
ModifyInstancePlacement .....	1855
Request Parameters .....	1855
Response Elements .....	1857
Errors .....	1857
Examples .....	1858
See Also .....	1858
ModifyIppam .....	1860
Request Parameters .....	1860
Response Elements .....	1861
Errors .....	1862
See Also .....	1862
ModifyIppamPool .....	1863
Request Parameters .....	1863
Response Elements .....	1865
Errors .....	1866

---

See Also .....	1866
ModifyIpamResourceCidr .....	1867
Request Parameters .....	1867
Response Elements .....	1868
Errors .....	1869
See Also .....	1869
ModifyIpamResourceDiscovery .....	1870
Request Parameters .....	1870
Response Elements .....	1871
Errors .....	1871
See Also .....	1871
ModifyIpamScope .....	1873
Request Parameters .....	1873
Response Elements .....	1873
Errors .....	1874
See Also .....	1874
ModifyLaunchTemplate .....	1875
Request Parameters .....	1875
Response Elements .....	1876
Errors .....	1876
Examples .....	1876
See Also .....	1877
ModifyLocalGatewayRoute .....	1878
Request Parameters .....	1878
Response Elements .....	1879
Errors .....	1879
See Also .....	1879
ModifyManagedPrefixList .....	1881
Request Parameters .....	1881
Response Elements .....	1882
Errors .....	1883
Examples .....	1883
See Also .....	1884
ModifyNetworkInterfaceAttribute .....	1885
Request Parameters .....	1885
Response Elements .....	1887

Errors .....	1887
Examples .....	1888
See Also .....	1888
ModifyPrivateDnsNameOptions .....	1889
Request Parameters .....	1889
Response Elements .....	1890
Errors .....	1890
See Also .....	1890
ModifyReservedInstances .....	1892
Request Parameters .....	1892
Response Elements .....	1892
Errors .....	1893
Examples .....	1893
See Also .....	1894
ModifySecurityGroupRules .....	1895
Request Parameters .....	1895
Response Elements .....	1895
Errors .....	1896
See Also .....	1896
ModifySnapshotAttribute .....	1897
Request Parameters .....	1897
Response Elements .....	1898
Errors .....	1899
Examples .....	1899
See Also .....	1900
ModifySnapshotTier .....	1901
Request Parameters .....	1901
Response Elements .....	1901
Errors .....	1902
See Also .....	1902
ModifySpotFleetRequest .....	1903
Request Parameters .....	1903
Response Elements .....	1905
Errors .....	1905
See Also .....	1905
ModifySubnetAttribute .....	1907

Request Parameters .....	1907
Response Elements .....	1910
Errors .....	1910
Examples .....	1910
See Also .....	1911
<b>ModifyTrafficMirrorFilterNetworkServices .....</b>	<b>1913</b>
Request Parameters .....	1913
Response Elements .....	1914
Errors .....	1914
See Also .....	1914
<b>ModifyTrafficMirrorFilterRule .....</b>	<b>1916</b>
Request Parameters .....	1916
Response Elements .....	1918
Errors .....	1919
See Also .....	1919
<b>ModifyTrafficMirrorSession .....</b>	<b>1920</b>
Request Parameters .....	1920
Response Elements .....	1922
Errors .....	1922
See Also .....	1922
<b>ModifyTransitGateway .....</b>	<b>1924</b>
Request Parameters .....	1924
Response Elements .....	1925
Errors .....	1925
See Also .....	1925
<b>ModifyTransitGatewayPrefixListReference .....</b>	<b>1926</b>
Request Parameters .....	1926
Response Elements .....	1927
Errors .....	1927
Examples .....	1927
See Also .....	1928
<b>ModifyTransitGatewayVpcAttachment .....</b>	<b>1929</b>
Request Parameters .....	1929
Response Elements .....	1930
Errors .....	1930
See Also .....	1930

ModifyVerifiedAccessEndpoint .....	1932
Request Parameters .....	1932
Response Elements .....	1933
Errors .....	1933
See Also .....	1934
ModifyVerifiedAccessEndpointPolicy .....	1935
Request Parameters .....	1935
Response Elements .....	1936
Errors .....	1937
See Also .....	1937
ModifyVerifiedAccessGroup .....	1938
Request Parameters .....	1938
Response Elements .....	1939
Errors .....	1939
See Also .....	1939
ModifyVerifiedAccessGroupPolicy .....	1941
Request Parameters .....	1941
Response Elements .....	1942
Errors .....	1943
See Also .....	1943
ModifyVerifiedAccessInstance .....	1944
Request Parameters .....	1944
Response Elements .....	1945
Errors .....	1945
See Also .....	1945
ModifyVerifiedAccessInstanceLoggingConfiguration .....	1946
Request Parameters .....	1946
Response Elements .....	1947
Errors .....	1947
See Also .....	1947
ModifyVerifiedAccessTrustProvider .....	1948
Request Parameters .....	1948
Response Elements .....	1949
Errors .....	1949
See Also .....	1950
ModifyVolume .....	1951

Request Parameters .....	1951
Response Elements .....	1953
Errors .....	1954
Examples .....	1954
See Also .....	1955
ModifyVolumeAttribute .....	1957
Request Parameters .....	1957
Response Elements .....	1958
Errors .....	1958
Examples .....	1958
See Also .....	1959
ModifyVpcAttribute .....	1960
Request Parameters .....	1960
Response Elements .....	1961
Errors .....	1961
Examples .....	1961
See Also .....	1962
ModifyVpcEndpoint .....	1963
Request Parameters .....	1963
Response Elements .....	1965
Errors .....	1966
Examples .....	1966
See Also .....	1967
ModifyVpcEndpointConnectionNotification .....	1968
Request Parameters .....	1968
Response Elements .....	1969
Errors .....	1969
Examples .....	1969
See Also .....	1970
ModifyVpcEndpointServiceConfiguration .....	1971
Request Parameters .....	1971
Response Elements .....	1973
Errors .....	1973
Examples .....	1973
See Also .....	1974
ModifyVpcEndpointServicePayerResponsibility .....	1975

Request Parameters .....	1975
Response Elements .....	1975
Errors .....	1976
See Also .....	1976
ModifyVpcEndpointServicePermissions .....	1977
Request Parameters .....	1977
Response Elements .....	1978
Errors .....	1978
Examples .....	1978
See Also .....	1979
ModifyVpcPeeringConnectionOptions .....	1980
Request Parameters .....	1980
Response Elements .....	1981
Errors .....	1981
Examples .....	1981
See Also .....	1982
ModifyVpcTenancy .....	1983
Request Parameters .....	1983
Response Elements .....	1984
Errors .....	1984
Examples .....	1984
See Also .....	1985
ModifyVpnConnection .....	1986
Request Parameters .....	1986
Response Elements .....	1987
Errors .....	1988
See Also .....	1988
ModifyVpnConnectionOptions .....	1989
Request Parameters .....	1989
Response Elements .....	1990
Errors .....	1991
See Also .....	1991
ModifyVpnTunnelCertificate .....	1992
Request Parameters .....	1992
Response Elements .....	1992
Errors .....	1993

See Also .....	1993
ModifyVpnTunnelOptions .....	1994
Request Parameters .....	1994
Response Elements .....	1995
Errors .....	1995
See Also .....	1995
MonitorInstances .....	1997
Request Parameters .....	1997
Response Elements .....	1997
Errors .....	1998
Examples .....	1998
See Also .....	1999
MoveAddressToVpc .....	2000
Request Parameters .....	2000
Response Elements .....	2000
Errors .....	2001
See Also .....	2001
MoveByoipCidrToIpam .....	2002
Request Parameters .....	2002
Response Elements .....	2003
Errors .....	2003
See Also .....	2003
MoveCapacityReservationInstances .....	2004
Request Parameters .....	2004
Response Elements .....	2005
Errors .....	2006
See Also .....	2006
ProvisionByoipCidr .....	2007
Request Parameters .....	2007
Response Elements .....	2009
Errors .....	2009
See Also .....	2009
ProvisionIpamByoasn .....	2011
Request Parameters .....	2011
Response Elements .....	2012
Errors .....	2012



---

See Also .....	2012
ProvisionIpamPoolCidr .....	2013
Request Parameters .....	2013
Response Elements .....	2014
Errors .....	2015
See Also .....	2015
ProvisionPublicIpv4PoolCidr .....	2016
Request Parameters .....	2016
Response Elements .....	2017
Errors .....	2017
See Also .....	2017
PurchaseCapacityBlock .....	2019
Request Parameters .....	2019
Response Elements .....	2020
Errors .....	2020
See Also .....	2020
PurchaseHostReservation .....	2022
Request Parameters .....	2022
Response Elements .....	2023
Errors .....	2024
Examples .....	2024
See Also .....	2025
PurchaseReservedInstancesOffering .....	2026
Request Parameters .....	2026
Response Elements .....	2027
Errors .....	2027
Examples .....	2028
See Also .....	2029
PurchaseScheduledInstances .....	2030
Request Parameters .....	2030
Response Elements .....	2031
Errors .....	2031
See Also .....	2031
RebootInstances .....	2033
Request Parameters .....	2033
Response Elements .....	2033

Errors .....	2034
Examples .....	2034
See Also .....	2034
RegisterImage .....	2036
Request Parameters .....	2037
Response Elements .....	2042
Errors .....	2042
Examples .....	2042
See Also .....	2044
RegisterInstanceEventNotificationAttributes .....	2045
Request Parameters .....	2045
Response Elements .....	2045
Errors .....	2046
See Also .....	2046
RegisterTransitGatewayMulticastGroupMembers .....	2047
Request Parameters .....	2047
Response Elements .....	2048
Errors .....	2048
Examples .....	2048
See Also .....	2049
RegisterTransitGatewayMulticastGroupSources .....	2050
Request Parameters .....	2050
Response Elements .....	2051
Errors .....	2051
Examples .....	2051
See Also .....	2052
RejectTransitGatewayMulticastDomainAssociations .....	2053
Request Parameters .....	2053
Response Elements .....	2054
Errors .....	2054
See Also .....	2054
RejectTransitGatewayPeeringAttachment .....	2055
Request Parameters .....	2055
Response Elements .....	2055
Errors .....	2056
Examples .....	2056

---

See Also .....	2056
RejectTransitGatewayVpcAttachment .....	2057
Request Parameters .....	2057
Response Elements .....	2057
Errors .....	2058
See Also .....	2058
RejectVpcEndpointConnections .....	2059
Request Parameters .....	2059
Response Elements .....	2059
Errors .....	2060
Examples .....	2060
See Also .....	2060
RejectVpcPeeringConnection .....	2062
Request Parameters .....	2062
Response Elements .....	2062
Errors .....	2063
Examples .....	2063
See Also .....	2063
ReleaseAddress .....	2065
Request Parameters .....	2065
Response Elements .....	2066
Errors .....	2066
Examples .....	2067
See Also .....	2067
ReleaseHosts .....	2068
Request Parameters .....	2068
Response Elements .....	2068
Errors .....	2069
Examples .....	2069
See Also .....	2070
ReleaseIamPoolAllocation .....	2071
Request Parameters .....	2071
Response Elements .....	2072
Errors .....	2072
See Also .....	2072
ReplaceIamInstanceProfileAssociation .....	2074

Request Parameters .....	2074
Response Elements .....	2074
Errors .....	2075
Examples .....	2075
See Also .....	2075
ReplaceNetworkAclAssociation .....	2077
Request Parameters .....	2077
Response Elements .....	2077
Errors .....	2078
Examples .....	2078
See Also .....	2078
ReplaceNetworkAclEntry .....	2080
Request Parameters .....	2080
Response Elements .....	2082
Errors .....	2082
Examples .....	2082
See Also .....	2083
ReplaceRoute .....	2084
Request Parameters .....	2084
Response Elements .....	2087
Errors .....	2087
Examples .....	2087
See Also .....	2088
ReplaceRouteTableAssociation .....	2090
Request Parameters .....	2090
Response Elements .....	2091
Errors .....	2091
Examples .....	2091
See Also .....	2092
ReplaceTransitGatewayRoute .....	2093
Request Parameters .....	2093
Response Elements .....	2094
Errors .....	2094
See Also .....	2094
ReplaceVpnTunnel .....	2096
Request Parameters .....	2096

Response Elements .....	2097
Errors .....	2097
See Also .....	2097
ReportInstanceStatus .....	2098
Request Parameters .....	2098
Response Elements .....	2100
Errors .....	2100
Examples .....	2100
See Also .....	2101
RequestSpotFleet .....	2102
Request Parameters .....	2102
Response Elements .....	2103
Errors .....	2103
Examples .....	2103
See Also .....	2104
RequestSpotInstances .....	2105
Request Parameters .....	2105
Response Elements .....	2108
Errors .....	2109
Examples .....	2109
See Also .....	2110
ResetAddressAttribute .....	2112
Request Parameters .....	2112
Response Elements .....	2112
Errors .....	2113
See Also .....	2113
ResetEbsDefaultKmsKeyId .....	2114
Request Parameters .....	2114
Response Elements .....	2114
Errors .....	2115
See Also .....	2115
ResetFpgaImageAttribute .....	2116
Request Parameters .....	2116
Response Elements .....	2116
Errors .....	2117
Examples .....	2117

---

See Also .....	2117
ResetImageAttribute .....	2119
Request Parameters .....	2119
Response Elements .....	2119
Errors .....	2120
Examples .....	2120
See Also .....	2120
ResetInstanceAttribute .....	2122
Request Parameters .....	2122
Response Elements .....	2123
Errors .....	2123
Examples .....	2123
See Also .....	2124
ResetNetworkInterfaceAttribute .....	2125
Request Parameters .....	2125
Response Elements .....	2125
Errors .....	2126
See Also .....	2126
ResetSnapshotAttribute .....	2127
Request Parameters .....	2127
Response Elements .....	2127
Errors .....	2128
Examples .....	2128
See Also .....	2128
RestoreAddressToClassic .....	2130
Request Parameters .....	2130
Response Elements .....	2130
Errors .....	2131
See Also .....	2131
RestoreImageFromRecycleBin .....	2132
Request Parameters .....	2132
Response Elements .....	2132
Errors .....	2133
See Also .....	2133
RestoreManagedPrefixListVersion .....	2134
Request Parameters .....	2134

Response Elements .....	2135
Errors .....	2135
Examples .....	2135
See Also .....	2136
RestoreSnapshotFromRecycleBin .....	2137
Request Parameters .....	2137
Response Elements .....	2137
Errors .....	2139
See Also .....	2139
RestoreSnapshotTier .....	2140
Request Parameters .....	2140
Response Elements .....	2141
Errors .....	2142
See Also .....	2142
RevokeClientVpnIngress .....	2143
Request Parameters .....	2143
Response Elements .....	2144
Errors .....	2144
Examples .....	2144
See Also .....	2145
RevokeSecurityGroupEgress .....	2146
Request Parameters .....	2146
Response Elements .....	2148
Errors .....	2148
Examples .....	2149
See Also .....	2150
RevokeSecurityGroupIngress .....	2151
Request Parameters .....	2151
Response Elements .....	2153
Errors .....	2154
Examples .....	2154
See Also .....	2155
RunInstances .....	2157
Request Parameters .....	2158
Response Elements .....	2173
Errors .....	2174

---

Examples .....	2174
See Also .....	2180
RunScheduledInstances .....	2182
Request Parameters .....	2182
Response Elements .....	2183
Errors .....	2183
See Also .....	2183
SearchLocalGatewayRoutes .....	2185
Request Parameters .....	2185
Response Elements .....	2186
Errors .....	2187
See Also .....	2187
SearchTransitGatewayMulticastGroups .....	2188
Request Parameters .....	2188
Response Elements .....	2189
Errors .....	2190
Examples .....	2190
See Also .....	2191
SearchTransitGatewayRoutes .....	2192
Request Parameters .....	2192
Response Elements .....	2193
Errors .....	2194
See Also .....	2194
SendDiagnosticInterrupt .....	2195
Request Parameters .....	2195
Response Elements .....	2196
Errors .....	2196
Examples .....	2196
See Also .....	2197
StartInstances .....	2198
Request Parameters .....	2198
Response Elements .....	2199
Errors .....	2199
Examples .....	2199
See Also .....	2200
StartNetworkInsightsAccessScopeAnalysis .....	2201



Request Parameters .....	2201
Response Elements .....	2202
Errors .....	2202
See Also .....	2202
StartNetworkInsightsAnalysis .....	2203
Request Parameters .....	2203
Response Elements .....	2204
Errors .....	2204
See Also .....	2204
StartVpcEndpointServicePrivateDnsVerification .....	2206
Request Parameters .....	2206
Response Elements .....	2206
Errors .....	2207
See Also .....	2207
StopInstances .....	2208
Request Parameters .....	2209
Response Elements .....	2210
Errors .....	2210
Examples .....	2210
See Also .....	2211
TerminateClientVpnConnections .....	2212
Request Parameters .....	2212
Response Elements .....	2213
Errors .....	2213
Examples .....	2213
See Also .....	2214
TerminateInstances .....	2215
Request Parameters .....	2216
Response Elements .....	2216
Errors .....	2217
Examples .....	2217
See Also .....	2218
UnassignIpv6Addresses .....	2219
Request Parameters .....	2219
Response Elements .....	2219
Errors .....	2220

Examples .....	2220
See Also .....	2221
UnassignPrivateIpAddresses .....	2222
Request Parameters .....	2222
Response Elements .....	2222
Errors .....	2223
Examples .....	2223
See Also .....	2223
UnassignPrivateNatGatewayAddress .....	2225
Request Parameters .....	2225
Response Elements .....	2226
Errors .....	2226
See Also .....	2227
UnlockSnapshot .....	2228
Request Parameters .....	2228
Response Elements .....	2228
Errors .....	2229
See Also .....	2229
UnmonitorInstances .....	2230
Request Parameters .....	2230
Response Elements .....	2230
Errors .....	2231
Examples .....	2231
See Also .....	2231
UpdateSecurityGroupRuleDescriptionsEgress .....	2233
Request Parameters .....	2233
Response Elements .....	2234
Errors .....	2234
Examples .....	2234
See Also .....	2235
UpdateSecurityGroupRuleDescriptionsIngress .....	2236
Request Parameters .....	2236
Response Elements .....	2237
Errors .....	2237
Examples .....	2238
See Also .....	2239

WithdrawByoipCidr .....	2240
Request Parameters .....	2240
Response Elements .....	2240
Errors .....	2241
See Also .....	2241
<b>Data Types .....</b>	<b>2242</b>
AcceleratorCount .....	2268
Contents .....	2268
See Also .....	2268
AcceleratorCountRequest .....	2269
Contents .....	2269
See Also .....	2269
AcceleratorTotalMemoryMiB .....	2270
Contents .....	2270
See Also .....	2270
AcceleratorTotalMemoryMiBRequest .....	2271
Contents .....	2271
See Also .....	2271
AccessScopeAnalysisFinding .....	2272
Contents .....	2272
See Also .....	2272
AccessScopePath .....	2274
Contents .....	2274
See Also .....	2274
AccessScopePathRequest .....	2275
Contents .....	2275
See Also .....	2275
AccountAttribute .....	2276
Contents .....	2276
See Also .....	2276
AccountAttributeValue .....	2277
Contents .....	2277
See Also .....	2277
ActiveInstance .....	2278
Contents .....	2278
See Also .....	2279

AddedPrincipal .....	2280
Contents .....	2280
See Also .....	2280
AddIpamOperatingRegion .....	2282
Contents .....	2282
See Also .....	2282
AdditionalDetail .....	2283
Contents .....	2283
See Also .....	2284
AddPrefixListEntry .....	2285
Contents .....	2285
See Also .....	2285
Address .....	2286
Contents .....	2286
See Also .....	2288
AddressAttribute .....	2289
Contents .....	2289
See Also .....	2289
AddressTransfer .....	2291
Contents .....	2291
See Also .....	2292
AllowedPrincipal .....	2293
Contents .....	2293
See Also .....	2294
AlternatePathHint .....	2295
Contents .....	2295
See Also .....	2295
AnalysisAclRule .....	2296
Contents .....	2296
See Also .....	2297
AnalysisComponent .....	2298
Contents .....	2298
See Also .....	2298
AnalysisLoadBalancerListener .....	2299
Contents .....	2299
See Also .....	2299

AnalysisLoadBalancerTarget .....	2300
Contents .....	2300
See Also .....	2301
AnalysisPacketHeader .....	2302
Contents .....	2302
See Also .....	2303
AnalysisRouteTableRoute .....	2304
Contents .....	2304
See Also .....	2306
AnalysisSecurityGroupRule .....	2307
Contents .....	2307
See Also .....	2308
AsnAssociation .....	2309
Contents .....	2309
See Also .....	2309
AsnAuthorizationContext .....	2311
Contents .....	2311
See Also .....	2311
AssignedPrivateIpAddress .....	2312
Contents .....	2312
See Also .....	2312
AssociatedRole .....	2313
Contents .....	2313
See Also .....	2313
AssociatedTargetNetwork .....	2315
Contents .....	2315
See Also .....	2315
AssociationStatus .....	2316
Contents .....	2316
See Also .....	2316
AthenaIntegration .....	2317
Contents .....	2317
See Also .....	2317
AttachmentEnaSrdSpecification .....	2319
Contents .....	2319
See Also .....	2319

AttachmentEnaSrdUdpSpecification .....	2320
Contents .....	2320
See Also .....	2320
AttributeBooleanValue .....	2321
Contents .....	2321
See Also .....	2321
AttributeValue .....	2322
Contents .....	2322
See Also .....	2322
AuthorizationRule .....	2323
Contents .....	2323
See Also .....	2324
AvailabilityZone .....	2325
Contents .....	2325
See Also .....	2327
AvailabilityZoneMessage .....	2328
Contents .....	2328
See Also .....	2328
AvailableCapacity .....	2329
Contents .....	2329
See Also .....	2329
BaselineEbsBandwidthMbps .....	2330
Contents .....	2330
See Also .....	2330
BaselineEbsBandwidthMbpsRequest .....	2331
Contents .....	2331
See Also .....	2331
BlobAttributeValue .....	2332
Contents .....	2332
BlockDeviceMapping .....	2333
Contents .....	2333
See Also .....	2334
BundleTask .....	2335
Contents .....	2335
See Also .....	2336
BundleTaskError .....	2337

Contents .....	2337
See Also .....	2337
Byoasn .....	2338
Contents .....	2338
See Also .....	2338
ByoipCidr .....	2340
Contents .....	2340
See Also .....	2342
CancelCapacityReservationFleetError .....	2343
Contents .....	2343
See Also .....	2343
CancelledSpotInstanceRequest .....	2344
Contents .....	2344
See Also .....	2344
CancelSpotFleetRequestsError .....	2345
Contents .....	2345
See Also .....	2345
CancelSpotFleetRequestsErrorItem .....	2346
Contents .....	2346
See Also .....	2346
CancelSpotFleetRequestsSuccessItem .....	2347
Contents .....	2347
See Also .....	2347
CapacityAllocation .....	2349
Contents .....	2349
See Also .....	2349
CapacityBlockOffering .....	2350
Contents .....	2350
See Also .....	2351
CapacityReservation .....	2353
Contents .....	2353
See Also .....	2358
CapacityReservationFleet .....	2359
Contents .....	2359
See Also .....	2362
CapacityReservationFleetCancellationState .....	2363

Contents .....	2363
See Also .....	2363
CapacityReservationGroup .....	2365
Contents .....	2365
See Also .....	2365
CapacityReservationOptions .....	2366
Contents .....	2366
See Also .....	2366
CapacityReservationOptionsRequest .....	2368
Contents .....	2368
See Also .....	2368
CapacityReservationSpecification .....	2370
Contents .....	2370
See Also .....	2370
CapacityReservationSpecificationResponse .....	2372
Contents .....	2372
See Also .....	2372
CapacityReservationTarget .....	2374
Contents .....	2374
See Also .....	2374
CapacityReservationTargetResponse .....	2375
Contents .....	2375
See Also .....	2375
CarrierGateway .....	2376
Contents .....	2376
See Also .....	2377
CertificateAuthentication .....	2378
Contents .....	2378
See Also .....	2378
CertificateAuthenticationRequest .....	2379
Contents .....	2379
See Also .....	2379
CidrAuthorizationContext .....	2380
Contents .....	2380
See Also .....	2380
CidrBlock .....	2381



---

Contents .....	2381
See Also .....	2381
ClassicLinkDnsSupport .....	2382
Contents .....	2382
See Also .....	2382
ClassicLinkInstance .....	2383
Contents .....	2383
See Also .....	2384
ClassicLoadBalancer .....	2385
Contents .....	2385
See Also .....	2385
ClassicLoadBalancersConfig .....	2386
Contents .....	2386
See Also .....	2386
ClientCertificateRevocationListStatus .....	2387
Contents .....	2387
See Also .....	2387
ClientConnectOptions .....	2388
Contents .....	2388
See Also .....	2388
ClientConnectResponseOptions .....	2389
Contents .....	2389
See Also .....	2389
ClientData .....	2390
Contents .....	2390
See Also .....	2390
ClientLoginBannerOptions .....	2392
Contents .....	2392
See Also .....	2392
ClientLoginBannerResponseOptions .....	2393
Contents .....	2393
See Also .....	2393
ClientVpnAuthentication .....	2394
Contents .....	2394
See Also .....	2395
ClientVpnAuthenticationRequest .....	2396

Contents .....	2396
See Also .....	2397
ClientVpnAuthorizationRuleStatus .....	2398
Contents .....	2398
See Also .....	2398
ClientVpnConnection .....	2399
Contents .....	2399
See Also .....	2401
ClientVpnConnectionStatus .....	2402
Contents .....	2402
See Also .....	2402
ClientVpnEndpoint .....	2403
Contents .....	2403
See Also .....	2407
ClientVpnEndpointAttributeStatus .....	2408
Contents .....	2408
See Also .....	2408
ClientVpnEndpointStatus .....	2409
Contents .....	2409
See Also .....	2409
ClientVpnRoute .....	2411
Contents .....	2411
See Also .....	2412
ClientVpnRouteStatus .....	2413
Contents .....	2413
See Also .....	2413
CloudWatchLogOptions .....	2414
Contents .....	2414
See Also .....	2414
CloudWatchLogOptionsSpecification .....	2416
Contents .....	2416
See Also .....	2416
CoipAddressUsage .....	2418
Contents .....	2418
See Also .....	2418
CoipCidr .....	2420

Contents .....	2420
See Also .....	2420
CoipPool .....	2421
Contents .....	2421
See Also .....	2422
ConnectionLogOptions .....	2423
Contents .....	2423
See Also .....	2423
ConnectionLogResponseOptions .....	2424
Contents .....	2424
See Also .....	2424
ConnectionNotification .....	2425
Contents .....	2425
See Also .....	2426
ConnectionTrackingConfiguration .....	2427
Contents .....	2427
See Also .....	2427
ConnectionTrackingSpecification .....	2429
Contents .....	2429
See Also .....	2429
ConnectionTrackingSpecificationRequest .....	2431
Contents .....	2431
See Also .....	2431
ConnectionTrackingSpecificationResponse .....	2433
Contents .....	2433
See Also .....	2433
ConversionTask .....	2435
Contents .....	2435
See Also .....	2436
CpuOptions .....	2437
Contents .....	2437
See Also .....	2437
CpuOptionsRequest .....	2439
Contents .....	2439
See Also .....	2439
CreateFleetError .....	2441

Contents .....	2441
See Also .....	2442
CreateFleetInstance .....	2443
Contents .....	2443
See Also .....	2448
CreateTransitGatewayConnectRequestOptions .....	2450
Contents .....	2450
See Also .....	2450
CreateTransitGatewayMulticastDomainRequestOptions .....	2451
Contents .....	2451
See Also .....	2451
CreateTransitGatewayPeeringAttachmentRequestOptions .....	2453
Contents .....	2453
See Also .....	2453
CreateTransitGatewayVpcAttachmentRequestOptions .....	2454
Contents .....	2454
See Also .....	2455
CreateVerifiedAccessEndpointEniOptions .....	2456
Contents .....	2456
See Also .....	2456
CreateVerifiedAccessEndpointLoadBalancerOptions .....	2458
Contents .....	2458
See Also .....	2459
CreateVerifiedAccessTrustProviderDeviceOptions .....	2460
Contents .....	2460
See Also .....	2460
CreateVerifiedAccessTrustProviderOidcOptions .....	2461
Contents .....	2461
See Also .....	2462
CreateVolumePermission .....	2463
Contents .....	2463
See Also .....	2463
CreateVolumePermissionModifications .....	2464
Contents .....	2464
See Also .....	2464
CreditSpecification .....	2465

Contents .....	2465
See Also .....	2465
CreditSpecificationRequest .....	2466
Contents .....	2466
See Also .....	2466
CustomerGateway .....	2467
Contents .....	2467
See Also .....	2468
DataQuery .....	2470
Contents .....	2470
See Also .....	2471
DataResponse .....	2472
Contents .....	2472
See Also .....	2473
DeleteFleetError .....	2474
Contents .....	2474
See Also .....	2474
DeleteFleetErrorItem .....	2475
Contents .....	2475
See Also .....	2475
DeleteFleetSuccessItem .....	2476
Contents .....	2476
See Also .....	2476
DeleteLaunchTemplateVersionsResponseErrorItem .....	2478
Contents .....	2478
See Also .....	2478
DeleteLaunchTemplateVersionsResponseSuccessItem .....	2480
Contents .....	2480
See Also .....	2480
DeleteQueuedReservedInstancesError .....	2481
Contents .....	2481
See Also .....	2481
DeregisterInstanceTagAttributeRequest .....	2482
Contents .....	2482
See Also .....	2482
DescribeFastLaunchImagesSuccessItem .....	2483

Contents .....	2483
See Also .....	2484
DescribeFastSnapshotRestoreSuccessItem .....	2486
Contents .....	2486
See Also .....	2488
DescribeFleetError .....	2489
Contents .....	2489
See Also .....	2490
DescribeFleetsInstances .....	2491
Contents .....	2491
See Also .....	2496
DestinationOptionsRequest .....	2498
Contents .....	2498
See Also .....	2498
DestinationOptionsResponse .....	2500
Contents .....	2500
See Also .....	2500
DeviceOptions .....	2501
Contents .....	2501
See Also .....	2501
DhcpConfiguration .....	2502
Contents .....	2502
See Also .....	2502
DhcpOptions .....	2503
Contents .....	2503
See Also .....	2503
DirectoryServiceAuthentication .....	2505
Contents .....	2505
See Also .....	2505
DirectoryServiceAuthenticationRequest .....	2506
Contents .....	2506
See Also .....	2506
DisableFastSnapshotRestoreErrorItem .....	2507
Contents .....	2507
See Also .....	2507
DisableFastSnapshotRestoreStateError .....	2508

Contents .....	2508
See Also .....	2508
DisableFastSnapshotRestoreStateErrorItem .....	2509
Contents .....	2509
See Also .....	2509
DisableFastSnapshotRestoreSuccessItem .....	2510
Contents .....	2510
See Also .....	2512
DiskImage .....	2513
Contents .....	2513
See Also .....	2513
DiskImageDescription .....	2514
Contents .....	2514
See Also .....	2515
DiskImageDetail .....	2516
Contents .....	2516
See Also .....	2516
DiskImageVolumeDescription .....	2518
Contents .....	2518
See Also .....	2518
DiskInfo .....	2519
Contents .....	2519
See Also .....	2519
DnsEntry .....	2520
Contents .....	2520
See Also .....	2520
DnsOptions .....	2521
Contents .....	2521
See Also .....	2521
DnsOptionsSpecification .....	2522
Contents .....	2522
See Also .....	2522
DnsServersOptionsModifyStructure .....	2523
Contents .....	2523
See Also .....	2523
EbsBlockDevice .....	2524

Contents .....	2524
See Also .....	2527
EbsInfo .....	2528
Contents .....	2528
See Also .....	2529
EbsInstanceBlockDevice .....	2530
Contents .....	2530
See Also .....	2531
EbsInstanceBlockDeviceSpecification .....	2532
Contents .....	2532
See Also .....	2532
EbsOptimizedInfo .....	2533
Contents .....	2533
See Also .....	2534
EbsStatusDetails .....	2535
Contents .....	2535
See Also .....	2535
EbsStatusSummary .....	2537
Contents .....	2537
See Also .....	2537
Ec2InstanceConnectEndpoint .....	2538
Contents .....	2538
See Also .....	2541
EfaInfo .....	2542
Contents .....	2542
See Also .....	2542
EgressOnlyInternetGateway .....	2543
Contents .....	2543
See Also .....	2543
ElasticGpuAssociation .....	2544
Contents .....	2544
See Also .....	2545
ElasticGpuHealth .....	2546
Contents .....	2546
See Also .....	2546
ElasticGpus .....	2547



Contents .....	2547
See Also .....	2548
ElasticGpuSpecification .....	2549
Contents .....	2549
See Also .....	2549
ElasticGpuSpecificationResponse .....	2550
Contents .....	2550
See Also .....	2550
ElasticInferenceAccelerator .....	2551
Contents .....	2551
See Also .....	2551
ElasticInferenceAcceleratorAssociation .....	2552
Contents .....	2552
See Also .....	2552
EnableFastSnapshotRestoreErrorItem .....	2554
Contents .....	2554
See Also .....	2554
EnableFastSnapshotRestoreStateError .....	2555
Contents .....	2555
See Also .....	2555
EnableFastSnapshotRestoreStateErrorItem .....	2556
Contents .....	2556
See Also .....	2556
EnableFastSnapshotRestoreSuccessItem .....	2557
Contents .....	2557
See Also .....	2559
EnaSrdSpecification .....	2560
Contents .....	2560
See Also .....	2560
EnaSrdSpecificationRequest .....	2561
Contents .....	2561
See Also .....	2561
EnaSrdUdpSpecification .....	2562
Contents .....	2562
See Also .....	2562
EnaSrdUdpSpecificationRequest .....	2563

Contents .....	2563
See Also .....	2563
EnclaveOptions .....	2564
Contents .....	2564
See Also .....	2564
EnclaveOptionsRequest .....	2565
Contents .....	2565
See Also .....	2565
EventInformation .....	2566
Contents .....	2566
See Also .....	2568
Explanation .....	2569
Contents .....	2569
See Also .....	2578
ExportImageTask .....	2579
Contents .....	2579
See Also .....	2580
ExportTask .....	2581
Contents .....	2581
See Also .....	2582
ExportTaskS3Location .....	2583
Contents .....	2583
See Also .....	2583
ExportTaskS3LocationRequest .....	2584
Contents .....	2584
See Also .....	2584
ExportToS3Task .....	2585
Contents .....	2585
See Also .....	2586
ExportToS3TaskSpecification .....	2587
Contents .....	2587
See Also .....	2588
FailedCapacityReservationFleetCancellationResult .....	2589
Contents .....	2589
See Also .....	2589
FailedQueuedPurchaseDeletion .....	2590

Contents .....	2590
See Also .....	2590
FastLaunchLaunchTemplateSpecificationRequest .....	2591
Contents .....	2591
See Also .....	2591
FastLaunchLaunchTemplateSpecificationResponse .....	2593
Contents .....	2593
See Also .....	2593
FastLaunchSnapshotConfigurationRequest .....	2594
Contents .....	2594
See Also .....	2594
FastLaunchSnapshotConfigurationResponse .....	2595
Contents .....	2595
See Also .....	2595
FederatedAuthentication .....	2596
Contents .....	2596
See Also .....	2596
FederatedAuthenticationRequest .....	2597
Contents .....	2597
See Also .....	2597
Filter .....	2598
Contents .....	2598
See Also .....	2599
FilterPortRange .....	2600
Contents .....	2600
See Also .....	2600
FirewallStatefulRule .....	2601
Contents .....	2601
See Also .....	2602
FirewallStatelessRule .....	2603
Contents .....	2603
See Also .....	2604
FleetCapacityReservation .....	2605
Contents .....	2605
See Also .....	2612
FleetData .....	2613

Contents .....	2613
See Also .....	2617
FleetLaunchTemplateConfig .....	2618
Contents .....	2618
See Also .....	2618
FleetLaunchTemplateConfigRequest .....	2619
Contents .....	2619
See Also .....	2619
FleetLaunchTemplateOverrides .....	2620
Contents .....	2620
See Also .....	2628
FleetLaunchTemplateOverridesRequest .....	2629
Contents .....	2629
See Also .....	2637
FleetLaunchTemplateSpecification .....	2638
Contents .....	2638
See Also .....	2639
FleetLaunchTemplateSpecificationRequest .....	2640
Contents .....	2640
See Also .....	2641
FleetSpotCapacityRebalance .....	2642
Contents .....	2642
See Also .....	2643
FleetSpotCapacityRebalanceRequest .....	2644
Contents .....	2644
See Also .....	2645
FleetSpotMaintenanceStrategies .....	2646
Contents .....	2646
See Also .....	2646
FleetSpotMaintenanceStrategiesRequest .....	2647
Contents .....	2647
See Also .....	2647
FlowLog .....	2648
Contents .....	2648
See Also .....	2651
FpgaDeviceInfo .....	2652

Contents .....	2652
See Also .....	2652
FpgaDeviceMemoryInfo .....	2654
Contents .....	2654
See Also .....	2654
FpgalImage .....	2655
Contents .....	2655
See Also .....	2657
FpgalImageAttribute .....	2659
Contents .....	2659
See Also .....	2660
FpgalImageState .....	2661
Contents .....	2661
See Also .....	2661
FpgalInfo .....	2662
Contents .....	2662
See Also .....	2662
GpuDeviceInfo .....	2663
Contents .....	2663
See Also .....	2663
GpuDeviceMemoryInfo .....	2665
Contents .....	2665
See Also .....	2665
GpuInfo .....	2666
Contents .....	2666
See Also .....	2666
GroupIdentifier .....	2667
Contents .....	2667
See Also .....	2667
HibernationOptions .....	2668
Contents .....	2668
See Also .....	2668
HibernationOptionsRequest .....	2669
Contents .....	2669
See Also .....	2669
HistoryRecord .....	2670

Contents .....	2670
See Also .....	2670
HistoryRecordEntry .....	2672
Contents .....	2672
See Also .....	2672
Host .....	2673
Contents .....	2673
See Also .....	2677
HostInstance .....	2678
Contents .....	2678
See Also .....	2678
HostOffering .....	2679
Contents .....	2679
See Also .....	2680
HostProperties .....	2681
Contents .....	2681
See Also .....	2682
HostReservation .....	2683
Contents .....	2683
See Also .....	2685
IamInstanceProfile .....	2686
Contents .....	2686
See Also .....	2686
IamInstanceProfileAssociation .....	2687
Contents .....	2687
See Also .....	2688
IamInstanceProfileSpecification .....	2689
Contents .....	2689
See Also .....	2689
IcmpTypeCode .....	2690
Contents .....	2690
See Also .....	2690
IdFormat .....	2691
Contents .....	2691
See Also .....	2691
IKEVersionsListValue .....	2692

Contents .....	2692
See Also .....	2692
IKEVersionsRequestListValue .....	2693
Contents .....	2693
See Also .....	2693
Image .....	2694
Contents .....	2694
See Also .....	2700
ImageDiskContainer .....	2702
Contents .....	2702
See Also .....	2703
ImageRecycleBinInfo .....	2704
Contents .....	2704
See Also .....	2705
ImportImageLicenseConfigurationRequest .....	2706
Contents .....	2706
See Also .....	2706
ImportImageLicenseConfigurationResponse .....	2707
Contents .....	2707
See Also .....	2707
ImportImageTask .....	2708
Contents .....	2708
See Also .....	2711
ImportInstanceLaunchSpecification .....	2712
Contents .....	2712
See Also .....	2718
ImportInstanceTaskDetails .....	2720
Contents .....	2720
See Also .....	2720
ImportInstanceVolumeDetailItem .....	2722
Contents .....	2722
See Also .....	2723
ImportSnapshotTask .....	2724
Contents .....	2724
See Also .....	2724
ImportVolumeTaskDetails .....	2726

Contents .....	2726
See Also .....	2727
InferenceAcceleratorInfo .....	2728
Contents .....	2728
See Also .....	2728
InferenceDeviceInfo .....	2729
Contents .....	2729
See Also .....	2729
InferenceDeviceMemoryInfo .....	2731
Contents .....	2731
See Also .....	2731
Instance .....	2732
Contents .....	2732
See Also .....	2747
InstanceAttachmentEnaSrdSpecification .....	2749
Contents .....	2749
See Also .....	2749
InstanceAttachmentEnaSrdUdpSpecification .....	2750
Contents .....	2750
See Also .....	2750
InstanceBlockDeviceMapping .....	2751
Contents .....	2751
See Also .....	2751
InstanceBlockDeviceMappingSpecification .....	2752
Contents .....	2752
See Also .....	2752
InstanceCapacity .....	2754
Contents .....	2754
See Also .....	2754
InstanceCount .....	2755
Contents .....	2755
See Also .....	2755
InstanceCreditSpecification .....	2756
Contents .....	2756
See Also .....	2756
InstanceCreditSpecificationRequest .....	2757



Contents .....	2757
See Also .....	2757
InstanceEventWindow .....	2758
Contents .....	2758
See Also .....	2759
InstanceEventWindowAssociationRequest .....	2760
Contents .....	2760
See Also .....	2760
InstanceEventWindowAssociationTarget .....	2762
Contents .....	2762
See Also .....	2762
InstanceEventWindowDisassociationRequest .....	2763
Contents .....	2763
See Also .....	2763
InstanceEventWindowStateChange .....	2764
Contents .....	2764
See Also .....	2764
InstanceEventWindowTimeRange .....	2765
Contents .....	2765
See Also .....	2766
InstanceEventWindowTimeRangeRequest .....	2767
Contents .....	2767
See Also .....	2768
InstanceExportDetails .....	2769
Contents .....	2769
See Also .....	2769
InstanceFamilyCreditSpecification .....	2770
Contents .....	2770
See Also .....	2770
InstanceIpv4Prefix .....	2771
Contents .....	2771
See Also .....	2771
InstanceIpv6Address .....	2772
Contents .....	2772
See Also .....	2772
InstanceIpv6AddressRequest .....	2773

Contents .....	2773
See Also .....	2773
InstanceIpv6Prefix .....	2774
Contents .....	2774
See Also .....	2774
InstanceMaintenanceOptions .....	2775
Contents .....	2775
See Also .....	2775
InstanceMaintenanceOptionsRequest .....	2776
Contents .....	2776
See Also .....	2776
InstanceMarketOptionsRequest .....	2777
Contents .....	2777
See Also .....	2777
InstanceMetadataDefaultsResponse .....	2778
Contents .....	2778
See Also .....	2779
InstanceMetadataOptionsRequest .....	2780
Contents .....	2780
See Also .....	2781
InstanceMetadataOptionsResponse .....	2783
Contents .....	2783
See Also .....	2784
InstanceMonitoring .....	2786
Contents .....	2786
See Also .....	2786
InstanceNetworkInterface .....	2787
Contents .....	2787
See Also .....	2790
InstanceNetworkInterfaceAssociation .....	2791
Contents .....	2791
See Also .....	2792
InstanceNetworkInterfaceAttachment .....	2793
Contents .....	2793
See Also .....	2794
InstanceNetworkInterfaceSpecification .....	2795

Contents .....	2795
See Also .....	2800
InstancePrivateIpAddress .....	2801
Contents .....	2801
See Also .....	2801
InstanceRequirements .....	2803
Contents .....	2804
See Also .....	2813
InstanceRequirementsRequest .....	2815
Contents .....	2815
See Also .....	2825
InstanceRequirementsWithMetadataRequest .....	2826
Contents .....	2826
See Also .....	2827
InstanceSpecification .....	2828
Contents .....	2828
See Also .....	2828
InstanceState .....	2830
Contents .....	2830
See Also .....	2831
InstanceStateChange .....	2832
Contents .....	2832
See Also .....	2832
InstanceStatus .....	2833
Contents .....	2833
See Also .....	2834
InstanceStatusDetails .....	2835
Contents .....	2835
See Also .....	2835
InstanceStatusEvent .....	2837
Contents .....	2837
See Also .....	2838
InstanceStatusSummary .....	2839
Contents .....	2839
See Also .....	2839
InstanceStorageInfo .....	2840

Contents .....	2840
See Also .....	2840
InstanceTagNotificationAttribute .....	2842
Contents .....	2842
See Also .....	2842
InstanceTopology .....	2843
Contents .....	2843
See Also .....	2844
InstanceTypeInfo .....	2845
Contents .....	2845
See Also .....	2855
InstanceTypeInfoFromInstanceRequirements .....	2856
Contents .....	2856
See Also .....	2856
InstanceTypeOffering .....	2857
Contents .....	2857
See Also .....	2862
InstanceUsage .....	2863
Contents .....	2863
See Also .....	2863
IntegrateServices .....	2864
Contents .....	2864
See Also .....	2864
InternetGateway .....	2865
Contents .....	2865
See Also .....	2865
InternetGatewayAttachment .....	2867
Contents .....	2867
See Also .....	2867
Ipam .....	2868
Contents .....	2868
See Also .....	2871
IpamAddressHistoryRecord .....	2872
Contents .....	2872
See Also .....	2874
IpamCidrAuthorizationContext .....	2875

---

Contents .....	2875
See Also .....	2875
IpamDiscoveredAccount .....	2876
Contents .....	2876
See Also .....	2877
IpamDiscoveredPublicAddress .....	2878
Contents .....	2878
See Also .....	2881
IpamDiscoveredResourceCidr .....	2882
Contents .....	2882
See Also .....	2884
IpamDiscoveryFailureReason .....	2886
Contents .....	2886
See Also .....	2886
IpamExternalResourceVerificationToken .....	2888
Contents .....	2888
See Also .....	2890
IpamOperatingRegion .....	2891
Contents .....	2891
See Also .....	2891
IpamPool .....	2892
Contents .....	2892
See Also .....	2897
IpamPoolAllocation .....	2899
Contents .....	2899
See Also .....	2900
IpamPoolCidr .....	2901
Contents .....	2901
See Also .....	2902
IpamPoolCidrFailureReason .....	2903
Contents .....	2903
See Also .....	2903
IpamPoolSourceResource .....	2904
Contents .....	2904
See Also .....	2904
IpamPoolSourceResourceRequest .....	2906

Contents .....	2906
See Also .....	2906
IpamPublicAddressSecurityGroup .....	2908
Contents .....	2908
See Also .....	2908
IpamPublicAddressTag .....	2909
Contents .....	2909
See Also .....	2909
IpamPublicAddressTags .....	2910
Contents .....	2910
See Also .....	2910
IpamResourceCidr .....	2911
Contents .....	2911
See Also .....	2914
IpamResourceDiscovery .....	2915
Contents .....	2915
See Also .....	2917
IpamResourceDiscoveryAssociation .....	2918
Contents .....	2918
See Also .....	2920
IpamResourceTag .....	2922
Contents .....	2922
See Also .....	2922
IpamScope .....	2923
Contents .....	2923
See Also .....	2925
IpPermission .....	2926
Contents .....	2926
See Also .....	2927
IpRange .....	2928
Contents .....	2928
See Also .....	2928
Ipv4PrefixSpecification .....	2929
Contents .....	2929
See Also .....	2929
Ipv4PrefixSpecificationRequest .....	2930

Contents .....	2930
See Also .....	2930
Ipv4PrefixSpecificationResponse .....	2931
Contents .....	2931
See Also .....	2931
Ipv6CidrAssociation .....	2932
Contents .....	2932
See Also .....	2932
Ipv6CidrBlock .....	2933
Contents .....	2933
See Also .....	2933
Ipv6Pool .....	2934
Contents .....	2934
See Also .....	2934
Ipv6PrefixSpecification .....	2936
Contents .....	2936
See Also .....	2936
Ipv6PrefixSpecificationRequest .....	2937
Contents .....	2937
See Also .....	2937
Ipv6PrefixSpecificationResponse .....	2938
Contents .....	2938
See Also .....	2938
Ipv6Range .....	2939
Contents .....	2939
See Also .....	2939
KeyPairInfo .....	2940
Contents .....	2940
See Also .....	2941
LastError .....	2942
Contents .....	2942
See Also .....	2942
LaunchPermission .....	2943
Contents .....	2943
See Also .....	2943
LaunchPermissionModifications .....	2945

Contents .....	2945
See Also .....	2945
LaunchSpecification .....	2946
Contents .....	2946
See Also .....	2953
LaunchTemplate .....	2954
Contents .....	2954
See Also .....	2955
LaunchTemplateAndOverridesResponse .....	2956
Contents .....	2956
See Also .....	2956
LaunchTemplateBlockDeviceMapping .....	2957
Contents .....	2957
See Also .....	2957
LaunchTemplateBlockDeviceMappingRequest .....	2959
Contents .....	2959
See Also .....	2959
LaunchTemplateCapacityReservationSpecificationRequest .....	2961
Contents .....	2961
See Also .....	2961
LaunchTemplateCapacityReservationSpecificationResponse .....	2963
Contents .....	2963
See Also .....	2963
LaunchTemplateConfig .....	2964
Contents .....	2964
See Also .....	2964
LaunchTemplateCpuOptions .....	2965
Contents .....	2965
See Also .....	2965
LaunchTemplateCpuOptionsRequest .....	2967
Contents .....	2967
See Also .....	2967
LaunchTemplateEbsBlockDevice .....	2969
Contents .....	2969
See Also .....	2970
LaunchTemplateEbsBlockDeviceRequest .....	2971



---

Contents .....	2971
See Also .....	2973
LaunchTemplateElasticInferenceAccelerator .....	2974
Contents .....	2974
See Also .....	2974
LaunchTemplateElasticInferenceAcceleratorResponse .....	2975
Contents .....	2975
See Also .....	2975
LaunchTemplateEnaSrdSpecification .....	2976
Contents .....	2976
See Also .....	2976
LaunchTemplateEnaSrdUdpSpecification .....	2977
Contents .....	2977
See Also .....	2977
LaunchTemplateEnclaveOptions .....	2978
Contents .....	2978
See Also .....	2978
LaunchTemplateEnclaveOptionsRequest .....	2979
Contents .....	2979
See Also .....	2979
LaunchTemplateHibernationOptions .....	2980
Contents .....	2980
See Also .....	2980
LaunchTemplateHibernationOptionsRequest .....	2981
Contents .....	2981
See Also .....	2981
LaunchTemplateIamInstanceProfileSpecification .....	2982
Contents .....	2982
See Also .....	2982
LaunchTemplateIamInstanceProfileSpecificationRequest .....	2983
Contents .....	2983
See Also .....	2983
LaunchTemplateInstanceMaintenanceOptions .....	2984
Contents .....	2984
See Also .....	2984
LaunchTemplateInstanceMaintenanceOptionsRequest .....	2985

Contents .....	2985
See Also .....	2985
LaunchTemplateInstanceMarketOptions .....	2986
Contents .....	2986
See Also .....	2986
LaunchTemplateInstanceMarketOptionsRequest .....	2987
Contents .....	2987
See Also .....	2987
LaunchTemplateInstanceMetadataOptions .....	2988
Contents .....	2988
See Also .....	2990
LaunchTemplateInstanceMetadataOptionsRequest .....	2991
Contents .....	2991
See Also .....	2992
LaunchTemplateInstanceNetworkInterfaceSpecification .....	2994
Contents .....	2994
See Also .....	2998
LaunchTemplateInstanceNetworkInterfaceSpecificationRequest .....	2999
Contents .....	2999
See Also .....	3003
LaunchTemplateLicenseConfiguration .....	3004
Contents .....	3004
See Also .....	3004
LaunchTemplateLicenseConfigurationRequest .....	3005
Contents .....	3005
See Also .....	3005
LaunchTemplateOverrides .....	3006
Contents .....	3006
See Also .....	3013
LaunchTemplatePlacement .....	3014
Contents .....	3014
See Also .....	3015
LaunchTemplatePlacementRequest .....	3017
Contents .....	3017
See Also .....	3018
LaunchTemplatePrivateDnsNameOptions .....	3020

Contents .....	3020
See Also .....	3020
LaunchTemplatePrivateDnsNameOptionsRequest .....	3021
Contents .....	3021
See Also .....	3021
LaunchTemplatesMonitoring .....	3023
Contents .....	3023
See Also .....	3023
LaunchTemplatesMonitoringRequest .....	3024
Contents .....	3024
See Also .....	3024
LaunchTemplateSpecification .....	3025
Contents .....	3025
See Also .....	3025
LaunchTemplateSpotMarketOptions .....	3027
Contents .....	3027
See Also .....	3028
LaunchTemplateSpotMarketOptionsRequest .....	3029
Contents .....	3029
See Also .....	3030
LaunchTemplateTagSpecification .....	3031
Contents .....	3031
See Also .....	3032
LaunchTemplateTagSpecificationRequest .....	3033
Contents .....	3033
See Also .....	3034
LaunchTemplateVersion .....	3035
Contents .....	3035
See Also .....	3036
LicenseConfiguration .....	3037
Contents .....	3037
See Also .....	3037
LicenseConfigurationRequest .....	3038
Contents .....	3038
See Also .....	3038
LoadBalancersConfig .....	3039

Contents .....	3039
See Also .....	3039
LoadPermission .....	3040
Contents .....	3040
See Also .....	3040
LoadPermissionModifications .....	3041
Contents .....	3041
See Also .....	3041
LoadPermissionRequest .....	3042
Contents .....	3042
See Also .....	3042
LocalGateway .....	3043
Contents .....	3043
See Also .....	3044
LocalGatewayRoute .....	3045
Contents .....	3045
See Also .....	3047
LocalGatewayRouteTable .....	3048
Contents .....	3048
See Also .....	3049
LocalGatewayRouteTableVirtualInterfaceGroupAssociation .....	3051
Contents .....	3051
See Also .....	3052
LocalGatewayRouteTableVpcAssociation .....	3053
Contents .....	3053
See Also .....	3054
LocalGatewayVirtualInterface .....	3055
Contents .....	3055
See Also .....	3056
LocalGatewayVirtualInterfaceGroup .....	3057
Contents .....	3057
See Also .....	3058
LockedSnapshotsInfo .....	3059
Contents .....	3059
See Also .....	3061
MacHost .....	3062

Contents .....	3062
See Also .....	3062
MaintenanceDetails .....	3063
Contents .....	3063
See Also .....	3063
ManagedPrefixList .....	3064
Contents .....	3064
See Also .....	3066
MediaAcceleratorInfo .....	3067
Contents .....	3067
See Also .....	3067
MediaDeviceInfo .....	3068
Contents .....	3068
See Also .....	3068
MediaDeviceMemoryInfo .....	3070
Contents .....	3070
See Also .....	3070
MemoryGiBPerVCpu .....	3071
Contents .....	3071
See Also .....	3071
MemoryGiBPerVCpuRequest .....	3072
Contents .....	3072
See Also .....	3072
MemoryInfo .....	3073
Contents .....	3073
See Also .....	3073
MemoryMiB .....	3074
Contents .....	3074
See Also .....	3074
MemoryMiBRequest .....	3075
Contents .....	3075
See Also .....	3075
MetricPoint .....	3076
Contents .....	3076
See Also .....	3076
ModifyTransitGatewayOptions .....	3078

Contents .....	3078
See Also .....	3080
ModifyTransitGatewayVpcAttachmentRequestOptions .....	3082
Contents .....	3082
See Also .....	3083
ModifyVerifiedAccessEndpointEniOptions .....	3084
Contents .....	3084
See Also .....	3084
ModifyVerifiedAccessEndpointLoadBalancerOptions .....	3085
Contents .....	3085
See Also .....	3085
ModifyVerifiedAccessTrustProviderDeviceOptions .....	3087
Contents .....	3087
See Also .....	3087
ModifyVerifiedAccessTrustProviderOidcOptions .....	3088
Contents .....	3088
See Also .....	3089
ModifyVpnTunnelOptionsSpecification .....	3090
Contents .....	3090
See Also .....	3095
Monitoring .....	3096
Contents .....	3096
See Also .....	3096
MovingAddressStatus .....	3097
Contents .....	3097
See Also .....	3097
NatGateway .....	3098
Contents .....	3098
See Also .....	3101
NatGatewayAddress .....	3102
Contents .....	3102
See Also .....	3103
NetworkAcl .....	3104
Contents .....	3104
See Also .....	3105
NetworkAclAssociation .....	3106

Contents .....	3106
See Also .....	3106
NetworkAclEntry .....	3107
Contents .....	3107
See Also .....	3108
NetworkBandwidthGbps .....	3109
Contents .....	3109
See Also .....	3109
NetworkBandwidthGbpsRequest .....	3111
Contents .....	3111
See Also .....	3111
NetworkCardInfo .....	3113
Contents .....	3113
See Also .....	3114
NetworkInfo .....	3115
Contents .....	3115
See Also .....	3117
NetworkInsightsAccessScope .....	3118
Contents .....	3118
See Also .....	3119
NetworkInsightsAccessScopeAnalysis .....	3120
Contents .....	3120
See Also .....	3122
NetworkInsightsAccessScopeContent .....	3123
Contents .....	3123
See Also .....	3123
NetworkInsightsAnalysis .....	3124
Contents .....	3124
See Also .....	3127
NetworkInsightsPath .....	3128
Contents .....	3128
See Also .....	3130
NetworkInterface .....	3132
Contents .....	3132
See Also .....	3137
NetworkInterfaceAssociation .....	3138

Contents .....	3138
See Also .....	3139
NetworkInterfaceAttachment .....	3140
Contents .....	3140
See Also .....	3141
NetworkInterfaceAttachmentChanges .....	3142
Contents .....	3142
See Also .....	3142
NetworkInterfaceCount .....	3143
Contents .....	3143
See Also .....	3143
NetworkInterfaceCountRequest .....	3144
Contents .....	3144
See Also .....	3144
NetworkInterfaceIpv6Address .....	3145
Contents .....	3145
See Also .....	3145
NetworkInterfacePermission .....	3146
Contents .....	3146
See Also .....	3147
NetworkInterfacePermissionState .....	3148
Contents .....	3148
See Also .....	3148
NetworkInterfacePrivateIpAddress .....	3149
Contents .....	3149
See Also .....	3149
NeuronDeviceCoreInfo .....	3151
Contents .....	3151
See Also .....	3151
NeuronDeviceInfo .....	3152
Contents .....	3152
See Also .....	3152
NeuronDeviceMemoryInfo .....	3154
Contents .....	3154
See Also .....	3154
NeuronInfo .....	3155



Contents .....	3155
See Also .....	3155
NewDhcpConfiguration .....	3156
Contents .....	3156
See Also .....	3156
NitroTpmInfo .....	3157
Contents .....	3157
See Also .....	3157
OidcOptions .....	3158
Contents .....	3158
See Also .....	3159
OnDemandOptions .....	3160
Contents .....	3160
See Also .....	3162
OnDemandOptionsRequest .....	3163
Contents .....	3163
See Also .....	3165
PacketHeaderStatement .....	3166
Contents .....	3166
See Also .....	3167
PacketHeaderStatementRequest .....	3168
Contents .....	3168
See Also .....	3169
PathComponent .....	3170
Contents .....	3170
See Also .....	3173
PathFilter .....	3174
Contents .....	3174
See Also .....	3175
PathRequestFilter .....	3176
Contents .....	3176
See Also .....	3177
PathStatement .....	3178
Contents .....	3178
See Also .....	3178
PathStatementRequest .....	3179

Contents .....	3179
See Also .....	3179
Pcild .....	3180
Contents .....	3180
See Also .....	3180
PeeringAttachmentStatus .....	3182
Contents .....	3182
See Also .....	3182
PeeringConnectionOptions .....	3183
Contents .....	3183
See Also .....	3183
PeeringConnectionOptionsRequest .....	3184
Contents .....	3184
See Also .....	3184
PeeringTgwInfo .....	3185
Contents .....	3185
See Also .....	3185
Phase1DHGroupNumbersListValue .....	3187
Contents .....	3187
See Also .....	3187
Phase1DHGroupNumbersRequestListValue .....	3188
Contents .....	3188
See Also .....	3188
Phase1EncryptionAlgorithmsListValue .....	3189
Contents .....	3189
See Also .....	3189
Phase1EncryptionAlgorithmsRequestListValue .....	3190
Contents .....	3190
See Also .....	3190
Phase1IntegrityAlgorithmsListValue .....	3191
Contents .....	3191
See Also .....	3191
Phase1IntegrityAlgorithmsRequestListValue .....	3192
Contents .....	3192
See Also .....	3192
Phase2DHGroupNumbersListValue .....	3193

Contents .....	3193
See Also .....	3193
Phase2DHGroupNumbersRequestListValue .....	3194
Contents .....	3194
See Also .....	3194
Phase2EncryptionAlgorithmsListValue .....	3195
Contents .....	3195
See Also .....	3195
Phase2EncryptionAlgorithmsRequestListValue .....	3196
Contents .....	3196
See Also .....	3196
Phase2IntegrityAlgorithmsListValue .....	3197
Contents .....	3197
See Also .....	3197
Phase2IntegrityAlgorithmsRequestListValue .....	3198
Contents .....	3198
See Also .....	3198
Placement .....	3199
Contents .....	3199
See Also .....	3201
PlacementGroup .....	3202
Contents .....	3202
See Also .....	3203
PlacementGroupInfo .....	3204
Contents .....	3204
See Also .....	3204
PlacementResponse .....	3205
Contents .....	3205
See Also .....	3205
PoolCidrBlock .....	3206
Contents .....	3206
See Also .....	3206
PortRange .....	3207
Contents .....	3207
See Also .....	3207
PrefixList .....	3208

Contents .....	3208
See Also .....	3208
PrefixListAssociation .....	3209
Contents .....	3209
See Also .....	3209
PrefixListEntry .....	3210
Contents .....	3210
See Also .....	3210
PrefixListId .....	3211
Contents .....	3211
See Also .....	3211
PriceSchedule .....	3212
Contents .....	3212
See Also .....	3213
PriceScheduleSpecification .....	3214
Contents .....	3214
See Also .....	3214
PricingDetail .....	3216
Contents .....	3216
See Also .....	3216
PrincipalIdFormat .....	3217
Contents .....	3217
See Also .....	3217
PrivateDnsDetails .....	3218
Contents .....	3218
See Also .....	3218
PrivateDnsNameConfiguration .....	3219
Contents .....	3219
See Also .....	3220
PrivateDnsNameOptionsOnLaunch .....	3221
Contents .....	3221
See Also .....	3221
PrivateDnsNameOptionsRequest .....	3223
Contents .....	3223
See Also .....	3223
PrivateDnsNameOptionsResponse .....	3225

Contents .....	3225
See Also .....	3225
PrivateIpAddressSpecification .....	3226
Contents .....	3226
See Also .....	3226
ProcessorInfo .....	3227
Contents .....	3227
See Also .....	3228
ProductCode .....	3229
Contents .....	3229
See Also .....	3229
PropagatingVgw .....	3230
Contents .....	3230
See Also .....	3230
ProvisionedBandwidth .....	3231
Contents .....	3231
See Also .....	3232
PtrUpdateStatus .....	3233
Contents .....	3233
See Also .....	3233
PublicIpv4Pool .....	3234
Contents .....	3234
See Also .....	3235
PublicIpv4PoolRange .....	3236
Contents .....	3236
See Also .....	3236
Purchase .....	3238
Contents .....	3238
See Also .....	3239
PurchaseRequest .....	3240
Contents .....	3240
See Also .....	3240
RecurringCharge .....	3241
Contents .....	3241
See Also .....	3241
ReferencedSecurityGroup .....	3242

Contents .....	3242
See Also .....	3243
Region .....	3244
Contents .....	3244
See Also .....	3244
RegisterInstanceTagAttributeRequest .....	3245
Contents .....	3245
See Also .....	3245
RemoveIpamOperatingRegion .....	3246
Contents .....	3246
See Also .....	3246
RemovePrefixListEntry .....	3247
Contents .....	3247
See Also .....	3247
ReplaceRootVolumeTask .....	3248
Contents .....	3248
See Also .....	3250
RequestFilterPortRange .....	3251
Contents .....	3251
See Also .....	3251
RequestIpamResourceTag .....	3252
Contents .....	3252
See Also .....	3252
RequestLaunchTemplateData .....	3253
Contents .....	3253
See Also .....	3266
RequestSpotLaunchSpecification .....	3267
Contents .....	3267
See Also .....	3274
Reservation .....	3276
Contents .....	3276
See Also .....	3277
ReservationFleetInstanceSpecification .....	3278
Contents .....	3278
See Also .....	3284
ReservationValue .....	3285

Contents .....	3285
See Also .....	3285
ReservedInstanceLimitPrice .....	3286
Contents .....	3286
See Also .....	3286
ReservedInstanceReservationValue .....	3287
Contents .....	3287
See Also .....	3287
ReservedInstances .....	3288
Contents .....	3288
See Also .....	3296
ReservedInstancesConfiguration .....	3297
Contents .....	3297
See Also .....	3303
ReservedInstancesId .....	3304
Contents .....	3304
See Also .....	3304
ReservedInstancesListing .....	3305
Contents .....	3305
See Also .....	3306
ReservedInstancesModification .....	3308
Contents .....	3308
See Also .....	3309
ReservedInstancesModificationResult .....	3310
Contents .....	3310
See Also .....	3310
ReservedInstancesOffering .....	3311
Contents .....	3311
See Also .....	3318
ResourceStatement .....	3320
Contents .....	3320
See Also .....	3320
ResourceStatementRequest .....	3321
Contents .....	3321
See Also .....	3321
ResponseError .....	3322

Contents .....	3322
See Also .....	3322
ResponseLaunchTemplateData .....	3323
Contents .....	3323
See Also .....	3334
Route .....	3335
Contents .....	3335
See Also .....	3338
RouteTable .....	3339
Contents .....	3339
See Also .....	3340
RouteTableAssociation .....	3341
Contents .....	3341
See Also .....	3342
RouteTableAssociationState .....	3343
Contents .....	3343
See Also .....	3343
RuleGroupRuleOptionsPair .....	3344
Contents .....	3344
See Also .....	3344
RuleGroupTypePair .....	3345
Contents .....	3345
See Also .....	3345
RuleOption .....	3346
Contents .....	3346
See Also .....	3346
RunInstancesMonitoringEnabled .....	3347
Contents .....	3347
See Also .....	3347
S3ObjectTag .....	3348
Contents .....	3348
See Also .....	3348
S3Storage .....	3349
Contents .....	3349
See Also .....	3350
ScheduledInstance .....	3351



Contents .....	3351
See Also .....	3353
ScheduledInstanceAvailability .....	3354
Contents .....	3354
See Also .....	3356
ScheduledInstanceRecurrence .....	3357
Contents .....	3357
See Also .....	3358
ScheduledInstanceRecurrenceRequest .....	3359
Contents .....	3359
See Also .....	3360
ScheduledInstancesBlockDeviceMapping .....	3361
Contents .....	3361
See Also .....	3362
ScheduledInstancesEbs .....	3363
Contents .....	3363
See Also .....	3364
ScheduledInstancesIamInstanceProfile .....	3365
Contents .....	3365
See Also .....	3365
ScheduledInstancesIpv6Address .....	3366
Contents .....	3366
See Also .....	3366
ScheduledInstancesLaunchSpecification .....	3367
Contents .....	3367
See Also .....	3369
ScheduledInstancesMonitoring .....	3370
Contents .....	3370
See Also .....	3370
ScheduledInstancesNetworkInterface .....	3371
Contents .....	3371
See Also .....	3373
ScheduledInstancesPlacement .....	3374
Contents .....	3374
See Also .....	3374
ScheduledInstancesPrivateIpAddressConfig .....	3375

Contents .....	3375
See Also .....	3375
SecurityGroup .....	3376
Contents .....	3376
See Also .....	3377
SecurityGroupForVpc .....	3378
Contents .....	3378
See Also .....	3379
SecurityGroupIdentifier .....	3380
Contents .....	3380
See Also .....	3380
SecurityGroupReference .....	3381
Contents .....	3381
See Also .....	3382
SecurityGroupRule .....	3383
Contents .....	3383
See Also .....	3385
SecurityGroupRuleDescription .....	3386
Contents .....	3386
See Also .....	3386
SecurityGroupRuleRequest .....	3387
Contents .....	3387
See Also .....	3388
SecurityGroupRuleUpdate .....	3390
Contents .....	3390
See Also .....	3390
ServiceConfiguration .....	3391
Contents .....	3391
See Also .....	3393
ServiceDetail .....	3395
Contents .....	3395
See Also .....	3398
ServiceTypeDetail .....	3399
Contents .....	3399
See Also .....	3399
SlotDateTimeRangeRequest .....	3400

---

Contents .....	3400
See Also .....	3400
SlotStartTimeRangeRequest .....	3401
Contents .....	3401
See Also .....	3401
Snapshot .....	3402
Contents .....	3402
See Also .....	3405
SnapshotDetail .....	3406
Contents .....	3406
See Also .....	3407
SnapshotDiskContainer .....	3409
Contents .....	3409
See Also .....	3409
SnapshotInfo .....	3411
Contents .....	3411
See Also .....	3413
SnapshotRecycleBinInfo .....	3414
Contents .....	3414
See Also .....	3415
SnapshotTaskDetail .....	3416
Contents .....	3416
See Also .....	3418
SnapshotTierStatus .....	3419
Contents .....	3419
See Also .....	3421
SpotCapacityRebalance .....	3422
Contents .....	3422
See Also .....	3423
SpotDatafeedSubscription .....	3424
Contents .....	3424
See Also .....	3425
SpotFleetLaunchSpecification .....	3426
Contents .....	3426
See Also .....	3435
SpotFleetMonitoring .....	3436

Contents .....	3436
See Also .....	3436
SpotFleetRequestConfig .....	3437
Contents .....	3437
See Also .....	3438
SpotFleetRequestConfigData .....	3439
Contents .....	3439
See Also .....	3447
SpotFleetTagSpecification .....	3448
Contents .....	3448
See Also .....	3449
SpotInstanceRequest .....	3450
Contents .....	3450
See Also .....	3454
SpotInstanceStateFault .....	3455
Contents .....	3455
See Also .....	3455
SpotInstanceStatus .....	3456
Contents .....	3456
See Also .....	3456
SpotMaintenanceStrategies .....	3457
Contents .....	3457
See Also .....	3457
SpotMarketOptions .....	3458
Contents .....	3458
See Also .....	3459
SpotOptions .....	3461
Contents .....	3461
See Also .....	3464
SpotOptionsRequest .....	3465
Contents .....	3465
See Also .....	3468
SpotPlacement .....	3469
Contents .....	3469
See Also .....	3469
SpotPlacementScore .....	3471

---

Contents .....	3471
See Also .....	3471
SpotPrice .....	3473
Contents .....	3473
See Also .....	3479
StaleIpPermission .....	3480
Contents .....	3480
See Also .....	3481
StaleSecurityGroup .....	3482
Contents .....	3482
See Also .....	3483
StateReason .....	3484
Contents .....	3484
See Also .....	3485
Storage .....	3486
Contents .....	3486
See Also .....	3486
StorageLocation .....	3487
Contents .....	3487
See Also .....	3487
StoreImageTaskResult .....	3488
Contents .....	3488
See Also .....	3489
Subnet .....	3490
Contents .....	3490
See Also .....	3494
SubnetAssociation .....	3495
Contents .....	3495
See Also .....	3495
SubnetCidrBlockState .....	3496
Contents .....	3496
See Also .....	3496
SubnetCidrReservation .....	3497
Contents .....	3497
See Also .....	3498
SubnetConfiguration .....	3499

---

Contents .....	3499
See Also .....	3500
SubnetIpv6CidrBlockAssociation .....	3501
Contents .....	3501
See Also .....	3502
Subscription .....	3503
Contents .....	3503
See Also .....	3504
SuccessfulInstanceCreditSpecificationItem .....	3505
Contents .....	3505
See Also .....	3505
SuccessfulQueuedPurchaseDeletion .....	3506
Contents .....	3506
See Also .....	3506
Tag .....	3507
Contents .....	3507
See Also .....	3507
TagDescription .....	3508
Contents .....	3508
See Also .....	3509
TagSpecification .....	3510
Contents .....	3510
See Also .....	3511
TargetCapacitySpecification .....	3512
Contents .....	3512
See Also .....	3513
TargetCapacitySpecificationRequest .....	3514
Contents .....	3514
See Also .....	3515
TargetConfiguration .....	3516
Contents .....	3516
See Also .....	3516
TargetConfigurationRequest .....	3517
Contents .....	3517
See Also .....	3517
TargetGroup .....	3518

Contents .....	3518
See Also .....	3518
TargetGroupsConfig .....	3519
Contents .....	3519
See Also .....	3519
TargetNetwork .....	3520
Contents .....	3520
See Also .....	3521
TargetReservationValue .....	3522
Contents .....	3522
See Also .....	3522
TerminateConnectionStatus .....	3523
Contents .....	3523
See Also .....	3523
ThroughResourcesStatement .....	3524
Contents .....	3524
See Also .....	3524
ThroughResourcesStatementRequest .....	3525
Contents .....	3525
See Also .....	3525
TotalLocalStorageGB .....	3526
Contents .....	3526
See Also .....	3526
TotalLocalStorageGBRequest .....	3527
Contents .....	3527
See Also .....	3527
TrafficMirrorFilter .....	3528
Contents .....	3528
See Also .....	3529
TrafficMirrorFilterRule .....	3530
Contents .....	3530
See Also .....	3532
TrafficMirrorPortRange .....	3533
Contents .....	3533
See Also .....	3533
TrafficMirrorPortRangeRequest .....	3534

Contents .....	3534
See Also .....	3534
TrafficMirrorSession .....	3535
Contents .....	3535
See Also .....	3537
TrafficMirrorTarget .....	3538
Contents .....	3538
See Also .....	3539
TransitGateway .....	3540
Contents .....	3540
See Also .....	3541
TransitGatewayAssociation .....	3542
Contents .....	3542
See Also .....	3543
TransitGatewayAttachment .....	3544
Contents .....	3544
See Also .....	3546
TransitGatewayAttachmentAssociation .....	3547
Contents .....	3547
See Also .....	3547
TransitGatewayAttachmentBgpConfiguration .....	3548
Contents .....	3548
See Also .....	3549
TransitGatewayAttachmentPropagation .....	3550
Contents .....	3550
See Also .....	3550
TransitGatewayConnect .....	3551
Contents .....	3551
See Also .....	3552
TransitGatewayConnectOptions .....	3553
Contents .....	3553
See Also .....	3553
TransitGatewayConnectPeer .....	3554
Contents .....	3554
See Also .....	3555
TransitGatewayConnectPeerConfiguration .....	3556



Contents .....	3556
See Also .....	3557
TransitGatewayConnectRequestBgpOptions .....	3558
Contents .....	3558
See Also .....	3558
TransitGatewayMulticastDeregisteredGroupMembers .....	3559
Contents .....	3559
See Also .....	3559
TransitGatewayMulticastDeregisteredGroupSources .....	3560
Contents .....	3560
See Also .....	3560
TransitGatewayMulticastDomain .....	3561
Contents .....	3561
See Also .....	3562
TransitGatewayMulticastDomainAssociation .....	3563
Contents .....	3563
See Also .....	3564
TransitGatewayMulticastDomainAssociations .....	3565
Contents .....	3565
See Also .....	3566
TransitGatewayMulticastDomainOptions .....	3567
Contents .....	3567
See Also .....	3567
TransitGatewayMulticastGroup .....	3569
Contents .....	3569
See Also .....	3571
TransitGatewayMulticastRegisteredGroupMembers .....	3572
Contents .....	3572
See Also .....	3572
TransitGatewayMulticastRegisteredGroupSources .....	3573
Contents .....	3573
See Also .....	3573
TransitGatewayOptions .....	3574
Contents .....	3574
See Also .....	3576
TransitGatewayPeeringAttachment .....	3577

Contents .....	3577
See Also .....	3578
TransitGatewayPeeringAttachmentOptions .....	3580
Contents .....	3580
See Also .....	3580
TransitGatewayPolicyRule .....	3581
Contents .....	3581
See Also .....	3582
TransitGatewayPolicyRuleMetaData .....	3583
Contents .....	3583
See Also .....	3583
TransitGatewayPolicyTable .....	3584
Contents .....	3584
See Also .....	3585
TransitGatewayPolicyTableAssociation .....	3586
Contents .....	3586
See Also .....	3587
TransitGatewayPolicyTableEntry .....	3588
Contents .....	3588
See Also .....	3588
TransitGatewayPrefixListAttachment .....	3589
Contents .....	3589
See Also .....	3589
TransitGatewayPrefixListReference .....	3591
Contents .....	3591
See Also .....	3592
TransitGatewayPropagation .....	3593
Contents .....	3593
See Also .....	3594
TransitGatewayRequestOptions .....	3595
Contents .....	3595
See Also .....	3597
TransitGatewayRoute .....	3598
Contents .....	3598
See Also .....	3599
TransitGatewayRouteAttachment .....	3600

Contents .....	3600
See Also .....	3600
TransitGatewayRouteTable .....	3602
Contents .....	3602
See Also .....	3603
TransitGatewayRouteTableAnnouncement .....	3604
Contents .....	3604
See Also .....	3606
TransitGatewayRouteTableAssociation .....	3607
Contents .....	3607
See Also .....	3608
TransitGatewayRouteTablePropagation .....	3609
Contents .....	3609
See Also .....	3610
TransitGatewayRouteTableRoute .....	3611
Contents .....	3611
See Also .....	3612
TransitGatewayVpcAttachment .....	3613
Contents .....	3613
See Also .....	3614
TransitGatewayVpcAttachmentOptions .....	3616
Contents .....	3616
See Also .....	3617
TrunkInterfaceAssociation .....	3618
Contents .....	3618
See Also .....	3619
TunnelOption .....	3620
Contents .....	3620
See Also .....	3623
UnsuccessfulInstanceCreditSpecificationItem .....	3625
Contents .....	3625
See Also .....	3625
UnsuccessfulInstanceCreditSpecificationItemError .....	3626
Contents .....	3626
See Also .....	3626
UnsuccessfulItem .....	3627

Contents .....	3627
See Also .....	3627
UnsuccessfulItemError .....	3628
Contents .....	3628
See Also .....	3628
UserBucket .....	3629
Contents .....	3629
See Also .....	3629
UserBucketDetails .....	3630
Contents .....	3630
See Also .....	3630
UserData .....	3631
Contents .....	3631
See Also .....	3631
UserIdGroupPair .....	3632
Contents .....	3632
See Also .....	3633
ValidationError .....	3634
Contents .....	3634
See Also .....	3634
ValidationWarning .....	3635
Contents .....	3635
See Also .....	3635
VCpuCountRange .....	3636
Contents .....	3636
See Also .....	3636
VCpuCountRangeRequest .....	3637
Contents .....	3637
See Also .....	3637
VCpuInfo .....	3638
Contents .....	3638
See Also .....	3639
VerifiedAccessEndpoint .....	3640
Contents .....	3640
See Also .....	3643
VerifiedAccessEndpointEniOptions .....	3644

Contents .....	3644
See Also .....	3644
VerifiedAccessEndpointLoadBalancerOptions .....	3646
Contents .....	3646
See Also .....	3647
VerifiedAccessEndpointStatus .....	3648
Contents .....	3648
See Also .....	3648
VerifiedAccessGroup .....	3649
Contents .....	3649
See Also .....	3650
VerifiedAccessInstance .....	3652
Contents .....	3652
See Also .....	3653
VerifiedAccessInstanceLoggingConfiguration .....	3654
Contents .....	3654
See Also .....	3654
VerifiedAccessLogCloudWatchLogsDestination .....	3655
Contents .....	3655
See Also .....	3655
VerifiedAccessLogCloudWatchLogsDestinationOptions .....	3656
Contents .....	3656
See Also .....	3656
VerifiedAccessLogDeliveryStatus .....	3657
Contents .....	3657
See Also .....	3657
VerifiedAccessLogKinesisDataFirehoseDestination .....	3658
Contents .....	3658
See Also .....	3658
VerifiedAccessLogKinesisDataFirehoseDestinationOptions .....	3659
Contents .....	3659
See Also .....	3659
VerifiedAccessLogOptions .....	3660
Contents .....	3660
See Also .....	3661
VerifiedAccessLogs .....	3662

---

Contents .....	3662
See Also .....	3663
VerifiedAccessLogS3Destination .....	3664
Contents .....	3664
See Also .....	3665
VerifiedAccessLogS3DestinationOptions .....	3666
Contents .....	3666
See Also .....	3666
VerifiedAccessSseSpecificationRequest .....	3668
Contents .....	3668
See Also .....	3668
VerifiedAccessSseSpecificationResponse .....	3669
Contents .....	3669
See Also .....	3669
VerifiedAccessTrustProvider .....	3670
Contents .....	3670
See Also .....	3672
VerifiedAccessTrustProviderCondensed .....	3673
Contents .....	3673
See Also .....	3674
VgwTelemetry .....	3675
Contents .....	3675
See Also .....	3676
Volume .....	3677
Contents .....	3677
See Also .....	3680
VolumeAttachment .....	3681
Contents .....	3681
See Also .....	3682
VolumeDetail .....	3683
Contents .....	3683
See Also .....	3683
VolumeModification .....	3684
Contents .....	3684
See Also .....	3687
VolumeStatusAction .....	3688

Contents .....	3688
See Also .....	3688
VolumeStatusAttachmentStatus .....	3690
Contents .....	3690
See Also .....	3690
VolumeStatusDetails .....	3691
Contents .....	3691
See Also .....	3691
VolumeStatusEvent .....	3692
Contents .....	3692
See Also .....	3693
VolumeStatusInfo .....	3694
Contents .....	3694
See Also .....	3694
VolumeStatusItem .....	3695
Contents .....	3695
See Also .....	3696
Vpc .....	3697
Contents .....	3697
See Also .....	3698
VpcAttachment .....	3700
Contents .....	3700
See Also .....	3700
VpcCidrBlockAssociation .....	3701
Contents .....	3701
See Also .....	3701
VpcCidrBlockState .....	3702
Contents .....	3702
See Also .....	3702
VpcClassicLink .....	3703
Contents .....	3703
See Also .....	3703
VpcEndpoint .....	3705
Contents .....	3705
See Also .....	3708
VpcEndpointConnection .....	3709

Contents .....	3709
See Also .....	3711
VpcIpv6CidrBlockAssociation .....	3712
Contents .....	3712
See Also .....	3713
VpcPeeringConnection .....	3714
Contents .....	3714
See Also .....	3715
VpcPeeringConnectionOptionsDescription .....	3716
Contents .....	3716
See Also .....	3716
VpcPeeringConnectionStateReason .....	3717
Contents .....	3717
See Also .....	3717
VpcPeeringConnectionVpcInfo .....	3718
Contents .....	3718
See Also .....	3719
VpnConnection .....	3720
Contents .....	3720
See Also .....	3722
VpnConnectionDeviceType .....	3724
Contents .....	3724
See Also .....	3724
VpnConnectionOptions .....	3726
Contents .....	3726
See Also .....	3728
VpnConnectionOptionsSpecification .....	3729
Contents .....	3729
See Also .....	3731
VpnGateway .....	3732
Contents .....	3732
See Also .....	3733
VpnStaticRoute .....	3734
Contents .....	3734
See Also .....	3734
VpnTunnelLogOptions .....	3736



Contents .....	3736
See Also .....	3736
VpnTunnelLogOptionsSpecification .....	3737
Contents .....	3737
See Also .....	3737
VpnTunnelOptionsSpecification .....	3738
Contents .....	3738
See Also .....	3743
<b>Making API requests .....</b>	<b>3744</b>
Required knowledge .....	3744
Available APIs for Amazon EC2 .....	3745
Query requests .....	3745
Structure of a GET request .....	3745
Query parameters .....	3748
Query API authentication .....	3748
Query response structures .....	3749
Pagination .....	3750
Preventing requests over HTTP .....	3750
Troubleshooting API request errors .....	3751
Query API request rate .....	3751
Eventual consistency .....	3752
Unauthorized operation .....	3752
CORS support .....	3752
Simple requests .....	3753
Preflight requests .....	3754
VM Import Manifest .....	3755
Manifest Schema .....	3756
Examples .....	3760
<b>Common query parameters .....</b>	<b>3763</b>
Parameters for Signature Version 4 .....	3763
Parameters for Signature Version 2 .....	3765
<b>Permissions .....</b>	<b>3767</b>
<b>Error codes .....</b>	<b>3768</b>
Common client error codes .....	3768
Client error codes for specific actions .....	3772
Common causes of client errors .....	3818

---

Server error codes .....	3819
Example error response .....	3821
Eventual consistency .....	3822

# Welcome

This is the *Amazon EC2 API Reference*. It provides descriptions, API request parameters, and the XML response for each of the Amazon EC2 Query API actions. Note that the Amazon EC2 API includes actions for Amazon EC2 plus additional services, such as Amazon EBS and Amazon VPC.

Alternatively, use one of the following methods to access the Amazon EC2 API, instead of using the Query API directly:

- [AWS CLI Command Reference – ec2 commands](#)
- [AWS CloudFormation – Amazon EC2 resource type reference](#)
- [AWS Tools for PowerShell Cmdlet Reference – Amazon EC2 cmdlets](#)
- [AWS SDKs](#)

How Do I?	Relevant Documentation
Learn about using the Query API	<a href="#">Making requests to the Amazon EC2 API</a>
Learn about the permissions required to call an Amazon EC2 API action	<a href="#">Actions, resources, and condition keys for Amazon EC2</a>
Get the list of API actions by service and resource	<a href="#">Actions by service</a>
Get the alphabetical list of API actions	<a href="#">Actions</a>
Get descriptions of the API error codes	<a href="#">Error codes for the Amazon EC2 API</a>

# Actions by service

The Amazon EC2 API consists of actions and data types for multiple services. To view the actions for each service, see the following pages.

## Services

- [AWS Client VPN actions](#)
- [Amazon EBS actions](#)
- [Amazon EC2 actions](#)
- [AWS Network Manager actions](#)
- [AWS Nitro Enclaves](#)
- [AWS Outposts actions](#)
- [AWS PrivateLink actions](#)
- [Recycle Bin](#)
- [AWS Site-to-Site VPN actions](#)
- [AWS Transit Gateway actions](#)
- [AWS Verified Access actions](#)
- [VM Import/Export actions](#)
- [Amazon VPC actions](#)
- [Amazon IPAM actions](#)
- [AWS Wavelength actions](#)

## AWS Client VPN actions

The following API actions are available for AWS Client VPN. To learn more about Client VPN, see the [AWS VPN product page](#) and the [AWS VPN documentation](#).

### Authorization rules

- [AuthorizeClientVpnIngress](#)
- [DescribeClientVpnAuthorizationRules](#)

- [RevokeClientVpnIngress](#)

## Certificate revocation lists

- [ExportClientVpnClientCertificateRevocationList](#)
- [ImportClientVpnClientCertificateRevocationList](#)

## Client connections

- [DescribeClientVpnConnections](#)
- [TerminateClientVpnConnections](#)

## Client VPN endpoints

- [CreateClientVpnEndpoint](#)
- [DeleteClientVpnEndpoint](#)
- [DescribeClientVpnEndpoints](#)
- [ModifyClientVpnEndpoint](#)

## Configuration files

- [ExportClientVpnClientConfiguration](#)

## Routes

- [CreateClientVpnRoute](#)
- [DeleteClientVpnRoute](#)
- [DescribeClientVpnRoutes](#)

## Target networks

- [ApplySecurityGroupsToClientVpnTargetNetwork](#)
- [AssociateClientVpnTargetNetwork](#)
- [DescribeClientVpnTargetNetworks](#)

- [DisassociateClientVpnTargetNetwork](#)

## Amazon EBS actions

The following API actions are available for Amazon EBS. To learn more about Amazon EBS, see the [Amazon EBS product page](#) and the [Amazon EBS documentation](#).

### Encryption

- [DisableEbsEncryptionByDefault](#)
- [EnableEbsEncryptionByDefault](#)
- [GetEbsDefaultKmsKeyId](#)
- [GetEbsEncryptionByDefault](#)
- [ModifyEbsDefaultKmsKeyId](#)
- [ResetEbsDefaultKmsKeyId](#)

### Fast snapshot restores

- [DescribeFastSnapshotRestores](#)
- [DisableFastSnapshotRestores](#)
- [EnableFastSnapshotRestores](#)

### Snapshots

- [CopySnapshot](#)
- [CreateSnapshot](#)
- [CreateSnapshots](#)
- [DescribeLockedSnapshots](#)
- [DeleteSnapshot](#)
- [DescribeSnapshotAttribute](#)
- [DescribeSnapshots](#)
- [DescribeSnapshotTierStatus](#)
- [DisableSnapshotBlockPublicAccess](#)

- [EnableSnapshotBlockPublicAccess](#)
- [GetSnapshotBlockPublicAccessState](#)
- [LockSnapshot](#)
- [ModifySnapshotAttribute](#)
- [ModifySnapshotTier](#)
- [ResetSnapshotAttribute](#)
- [RestoreSnapshotTier](#)
- [UnlockSnapshot](#)

## Volumes

- [AttachVolume](#)
- [CreateReplaceRootVolumeTask](#)
- [CreateVolume](#)
- [DeleteVolume](#)
- [DescribeReplaceRootVolumeTasks](#)
- [DescribeVolumeAttribute](#)
- [DescribeVolumes](#)
- [DescribeVolumesModifications](#)
- [DescribeVolumeStatus](#)
- [DetachVolume](#)
- [EnableVolumeIO](#)
- [ModifyVolume](#)
- [ModifyVolumeAttribute](#)

## Amazon EC2 actions

The following API actions are available for Amazon EC2. To learn more about Amazon EC2, see the [Amazon EC2 product page](#) and the [Amazon EC2 documentation](#).

### Account attributes

- [DescribeAccountAttributes](#)

## AFIs

- [CopyFpgaImage](#)
- [CreateFpgaImage](#)
- [DeleteFpgaImage](#)
- [DescribeFpgaImageAttribute](#)
- [DescribeFpgaImages](#)
- [ModifyFpgaImageAttribute](#)
- [ResetFpgaImageAttribute](#)

## AMIs

- [CancelImageLaunchPermission](#)
- [CopyImage](#)
- [CreateImage](#)
- [CreateRestoreImageTask](#)
- [CreateStoreImageTask](#)
- [DeregisterImage](#)
- [DescribeFastLaunchImages](#)
- [DescribeImageAttribute](#)
- [DescribeImages](#)
- [DescribeStoreImageTasks](#)
- [DisableFastLaunch](#)
- [DisableImage](#)
- [DisableImageBlockPublicAccess](#)
- [DisableImageDeprecation](#)
- [EnableFastLaunch](#)
- [EnableImage](#)
- [EnableImageBlockPublicAccess](#)
- [EnableImageDeprecation](#)



- [GetImageBlockPublicAccessState](#)
- [ModifyImageAttribute](#)
- [RegisterImage](#)
- [ResetImageAttribute](#)

## AWS Marketplace

- [ConfirmProductInstance](#)

## Bundle tasks

- [BundleInstance](#)
- [CancelBundleTask](#)
- [DescribeBundleTasks](#)

## BYOIP

- [AdvertiseByoipCidr](#)
- [DeprovisionByoipCidr](#)
- [DescribeByoipCidrs](#)
- [DescribeIpv6Pools](#)
- [DescribePublicIpv4Pools](#)
- [GetAssociatedIpv6PoolCidrs](#)
- [ProvisionByoipCidr](#)
- [WithdrawByoipCidr](#)

## Capacity Reservations

- [CancelCapacityReservation](#)
- [CancelCapacityReservationFleets](#)
- [CreateCapacityReservation](#)
- [CreateCapacityReservationFleet](#)
- [DescribeCapacityReservations](#)

- [DescribeCapacityReservationFleets](#)
- [GetCapacityReservationUsage](#)
- [GetGroupsForCapacityReservation](#)
- [ModifyCapacityReservation](#)
- [ModifyCapacityReservationFleet](#)
- [ModifyInstanceCapacityReservationAttributes](#)

## Dedicated Hosts

- [AllocateHosts](#)
- [DescribeHostReservationOfferings](#)
- [DescribeHostReservations](#)
- [DescribeHosts](#)
- [GetHostReservationPurchasePreview](#)
- [ModifyHosts](#)
- [ModifyInstancePlacement](#)
- [PurchaseHostReservation](#)
- [ReleaseHosts](#)

## EC2 Fleet

- [CreateFleet](#)
- [DeleteFleets](#)
- [DescribeFleetHistory](#)
- [DescribeFleetInstances](#)
- [DescribeFleets](#)
- [ModifyFleet](#)

## EC2 Instance Connect Endpoints

- [CreateInstanceConnectEndpoint](#)
- [DeleteInstanceConnectEndpoint](#)

- [DescribeInstanceConnectEndpoints](#)

## Elastic Graphics

- [DescribeElasticGpus](#)

## Elastic IP addresses

- [AcceptAddressTransfer](#)
- [AllocateAddress](#)
- [AssociateAddress](#)
- [DescribeAddresses](#)
- [DescribeAddressesAttribute](#)
- [DescribeAddressTransfers](#)
- [DisableAddressTransfer](#)
- [DisassociateAddress](#)
- [EnableAddressTransfer](#)
- [ModifyAddressAttribute](#)
- [ReleaseAddress](#)
- [ResetAddressAttribute](#)

## Event notifications

- [DeregisterInstanceEventNotificationAttributes](#)
- [DescribeInstanceEventNotificationAttributes](#)
- [RegisterInstanceEventNotificationAttributes](#)

## Event windows for scheduled events

- [AssociateInstanceEventWindow](#)
- [CreateInstanceEventWindow](#)
- [DeleteInstanceEventWindow](#)
- [DescribeInstanceEventWindows](#)

- [DisassociateInstanceEventWindow](#)
- [ModifyInstanceEventWindow](#)

## Instances

- [AssociateIamInstanceProfile](#)
- [DescribeIamInstanceProfileAssociations](#)
- [DescribeInstanceAttribute](#)
- [DescribeInstanceCreditSpecifications](#)
- [DescribeInstances](#)
- [DescribeInstanceStatus](#)
- [DisassociateIamInstanceProfile](#)
- [GetConsoleOutput](#)
- [GetConsoleScreenshot](#)
- [GetDefaultCreditSpecification](#)
- [GetInstanceMetadataDefaults](#)
- [GetInstanceUefiData](#)
- [GetPasswordData](#)
- [ModifyDefaultCreditSpecification](#)
- [ModifyInstanceAttribute](#)
- [ModifyInstanceCreditSpecification](#)
- [ModifyInstanceEventStartTime](#)
- [ModifyInstanceMaintenanceOptions](#)
- [ModifyInstanceMetadataDefaults](#)
- [ModifyInstanceMetadataOptions](#)
- [ModifyPrivateDnsNameOptions](#)
- [MonitorInstances](#)
- [RebootInstances](#)
- [ReplaceIamInstanceProfileAssociation](#)

- [ReportInstanceStatus](#)
- [ResetInstanceAttribute](#)
- [RunInstances](#)
- [SendDiagnosticInterrupt](#)
- [StartInstances](#)
- [StopInstances](#)
- [TerminateInstances](#)
- [UnmonitorInstances](#)

### Instance topology

- [DescribeInstanceTopology](#)

### Instance types

- [DescribeInstanceTypeOfferings](#)
- [DescribeInstanceTypes](#)
- [GetInstanceTypesFromInstanceRequirements](#)

### Key pairs

- [CreateKeyPair](#)
- [DeleteKeyPair](#)
- [DescribeKeyPairs](#)
- [ImportKeyPair](#)

### Launch templates

- [CreateLaunchTemplate](#)
- [CreateLaunchTemplateVersion](#)
- [DeleteLaunchTemplate](#)
- [DeleteLaunchTemplateVersions](#)
- [DescribeLaunchTemplates](#)

- [DescribeLaunchTemplateVersions](#)
- [GetLaunchTemplateData](#)
- [ModifyLaunchTemplate](#)

## Placement groups

- [CreatePlacementGroup](#)
- [DeletePlacementGroup](#)
- [DescribePlacementGroups](#)

## Regions and Zones

- [DescribeAvailabilityZones](#)
- [DescribeRegions](#)
- [ModifyAvailabilityZoneGroup](#)

## Reserved Instances

- [AcceptReservedInstancesExchangeQuote](#)
- [CancelReservedInstancesListing](#)
- [CreateReservedInstancesListing](#)
- [DeleteQueuedReservedInstances](#)
- [DescribeReservedInstances](#)
- [DescribeReservedInstancesListings](#)
- [DescribeReservedInstancesModifications](#)
- [DescribeReservedInstancesOfferings](#)
- [GetReservedInstancesExchangeQuote](#)
- [ModifyReservedInstances](#)
- [PurchaseReservedInstancesOffering](#)

## Resource IDs

- [DescribeAggregateIdFormat](#)

- [DescribeIdentityIdFormat](#)
- [DescribeIdFormat](#)
- [DescribePrincipalIdFormat](#)
- [ModifyIdentityIdFormat](#)
- [ModifyIdFormat](#)

## Serial console

- [DisableSerialConsoleAccess](#)
- [EnableSerialConsoleAccess](#)
- [GetSerialConsoleAccessStatus](#)

## Scheduled Instances

- [DescribeScheduledInstanceAvailability](#)
- [DescribeScheduledInstances](#)
- [PurchaseScheduledInstances](#)
- [RunScheduledInstances](#)

## Security groups

- [AuthorizeSecurityGroupEgress](#)
- [AuthorizeSecurityGroupIngress](#)
- [CreateSecurityGroup](#)
- [DeleteSecurityGroup](#)
- [DescribeSecurityGroupRules](#)
- [DescribeSecurityGroups](#)
- [ModifySecurityGroupRules](#)
- [RevokeSecurityGroupEgress](#)
- [RevokeSecurityGroupIngress](#)
- [UpdateSecurityGroupRuleDescriptionsEgress](#)
- [UpdateSecurityGroupRuleDescriptionsIngress](#)

## Spot Instances

- [CancelSpotInstanceRequests](#)
- [CreateSpotDatafeedSubscription](#)
- [DeleteSpotDatafeedSubscription](#)
- [DescribeSpotDatafeedSubscription](#)
- [DescribeSpotInstanceRequests](#)
- [DescribeSpotPriceHistory](#)
- [GetSpotPlacementScores](#)
- [RequestSpotInstances](#)

## Spot Fleet

- [CancelSpotFleetRequests](#)
- [DescribeSpotFleetInstances](#)
- [DescribeSpotFleetRequestHistory](#)
- [DescribeSpotFleetRequests](#)
- [ModifySpotFleetRequest](#)
- [RequestSpotFleet](#)

## Tags

- [CreateTags](#)
- [DeleteTags](#)
- [DescribeTags](#)

## AWS Network Manager actions

The following API actions are available for AWS Network Manager:

### Infrastructure Performance

- [DescribeAwsNetworkPerformanceMetricSubscriptions](#)



- [DisableAwsNetworkPerformanceMetricSubscription](#)
- [EnableAwsNetworkPerformanceMetricSubscription](#)
- [GetAwsNetworkPerformanceData](#)

## Network Access Analyzer

- [CreateNetworkInsightsAccessScope](#)
- [DeleteNetworkInsightsAccessScope](#)
- [DeleteNetworkInsightsAccessScopeAnalysis](#)
- [DescribeNetworkInsightsAccessScopeAnalyses](#)
- [DescribeNetworkInsightsAccessScopes](#)
- [GetNetworkInsightsAccessScopeAnalysisFindings](#)
- [GetNetworkInsightsAccessScopeContent](#)
- [StartNetworkInsightsAccessScopeAnalysis](#)

## Reachability Analyzer

- [CreateNetworkInsightsPath](#)
- [DeleteNetworkInsightsAnalysis](#)
- [DeleteNetworkInsightsPath](#)
- [DescribeNetworkInsightsAnalyses](#)
- [DescribeNetworkInsightsPaths](#)
- [EnableReachabilityAnalyzerOrganizationSharing](#)
- [StartNetworkInsightsAnalysis](#)

## AWS Nitro Enclaves

The following API actions are available for AWS Certificate Manager (ACM) for Nitro Enclaves.

- [AssociateEnclaveCertificateIamRole](#)
- [DisassociateEnclaveCertificateIamRole](#)

- [GetAssociatedEnclaveCertificateIamRoles](#)

## AWS Outposts actions

The following Amazon EC2 API actions are available for AWS Outposts. There is also an API for AWS Outposts. For more information, see the [AWS Outposts API Reference](#).

### Customer-owned IP addresses

- [CreateCoipCidr](#)
- [CreateCoipPool](#)
- [DeleteCoipCidr](#)
- [DeleteCoipPool](#)
- [DescribeCoipPools](#)
- [GetCoipPoolUsage](#)

### Local gateways

- [CreateLocalGatewayRoute](#)
- [CreateLocalGatewayRouteTable](#)
- [CreateLocalGatewayRouteTableVirtualInterfaceGroupAssociation](#)
- [CreateLocalGatewayRouteTableVpcAssociation](#)
- [DeleteLocalGatewayRoute](#)
- [DeleteLocalGatewayRouteTable](#)
- [DeleteLocalGatewayRouteTableVirtualInterfaceGroupAssociation](#)
- [DeleteLocalGatewayRouteTableVpcAssociation](#)
- [DescribeLocalGatewayRouteTables](#)
- [DescribeLocalGatewayRouteTableVirtualInterfaceGroupAssociations](#)
- [DescribeLocalGatewayRouteTableVpcAssociations](#)
- [DescribeLocalGateways](#)
- [DescribeLocalGatewayVirtualInterfaceGroups](#)
- [DescribeLocalGatewayVirtualInterfaces](#)

- [ModifyLocalGatewayRoute](#)
- [SearchLocalGatewayRoutes](#)

## AWS PrivateLink actions

The following API actions are available for AWS PrivateLink. To learn more about AWS PrivateLink, see the [AWS PrivateLink product page](#) and the [AWS PrivateLink User Guide](#).

### VPC endpoint services

- [AcceptVpcEndpointConnections](#)
- [CreateVpcEndpointServiceConfiguration](#)
- [DeleteVpcEndpointServiceConfigurations](#)
- [DescribeVpcEndpointServiceConfigurations](#)
- [DescribeVpcEndpointServicePermissions](#)
- [DescribeVpcEndpointServices](#)
- [ModifyVpcEndpointServiceConfiguration](#)
- [ModifyVpcEndpointServicePayerResponsibility](#)
- [ModifyVpcEndpointServicePermissions](#)
- [RejectVpcEndpointConnections](#)
- [StartVpcEndpointServicePrivateDnsVerification](#)

### VPC endpoints

- [CreateVpcEndpoint](#)
- [CreateVpcEndpointConnectionNotification](#)
- [DeleteVpcEndpointConnectionNotifications](#)
- [DeleteVpcEndpoints](#)
- [DescribeVpcEndpointConnectionNotifications](#)
- [DescribeVpcEndpointConnections](#)
- [DescribeVpcEndpoints](#)
- [ModifyVpcEndpoint](#)
- [ModifyVpcEndpointConnectionNotification](#)

# Recycle Bin

The following API actions are available for Recycle Bin.

## Snapshots

- [ListSnapshotsInRecycleBin](#)
- [RestoreSnapshotFromRecycleBin](#)

## AMIs

- [ListImagesInRecycleBin](#)
- [RestoreImageFromRecycleBin](#)

# AWS Site-to-Site VPN actions

The following API actions are available for AWS Site-to-Site VPN. To learn more about Site-to-Site VPN, see the [AWS VPN product page](#) and the [AWS VPN documentation](#).

## Customer gateways

- [CreateCustomerGateway](#)
- [DeleteCustomerGateway](#)
- [DescribeCustomerGateways](#)

## Virtual private gateways

- [AttachVpnGateway](#)
- [CreateVpnGateway](#)
- [DeleteVpnGateway](#)
- [DescribeVpnGateways](#)
- [DetachVpnGateway](#)

## Virtual private gateway routes

- [DisableVgwRoutePropagation](#)

- [EnableVgwRoutePropagation](#)

## VPN connections

- [CreateVpnConnection](#)
- [CreateVpnConnectionRoute](#)
- [DeleteVpnConnection](#)
- [DeleteVpnConnectionRoute](#)
- [DescribeVpnConnections](#)
- [GetVpnConnectionDeviceSampleConfiguration](#)
- [GetVpnConnectionDeviceTypes](#)
- [GetVpnTunnelReplacementStatus](#)
- [ModifyVpnConnection](#)
- [ModifyVpnConnectionOptions](#)
- [ModifyVpnTunnelCertificate](#)
- [ModifyVpnTunnelOptions](#)
- [ReplaceVpnTunnel](#)

## AWS Transit Gateway actions

The following API actions are available for AWS Transit Gateway:

### Transit gateways

- [AcceptTransitGatewayVpcAttachment](#)
- [CreateTransitGateway](#)
- [CreateTransitGatewayVpcAttachment](#)
- [DeleteTransitGateway](#)
- [DeleteTransitGatewayVpcAttachment](#)
- [DescribeTransitGatewayAttachments](#)
- [DescribeTransitGateways](#)
- [DescribeTransitGatewayVpcAttachments](#)

- [ModifyTransitGateway](#)
- [ModifyTransitGatewayVpcAttachment](#)
- [RejectTransitGatewayVpcAttachment](#)

## Transit Gateway Connect

- [CreateTransitGatewayConnect](#)
- [CreateTransitGatewayConnectPeer](#)
- [DeleteTransitGatewayConnect](#)
- [DeleteTransitGatewayConnectPeer](#)
- [DescribeTransitGatewayConnects](#)
- [DescribeTransitGatewayConnectPeers](#)

## Transit Gateway Multicast

- [AcceptTransitGatewayMulticastDomainAssociations](#)
- [AssociateTransitGatewayMulticastDomain](#)
- [CreateTransitGatewayMulticastDomain](#)
- [DeleteTransitGatewayMulticastDomain](#)
- [DeregisterTransitGatewayMulticastGroupMembers](#)
- [DeregisterTransitGatewayMulticastGroupSources](#)
- [DescribeTransitGatewayMulticastDomains](#)
- [DisassociateTransitGatewayMulticastDomain](#)
- [GetTransitGatewayMulticastDomainAssociations](#)
- [RegisterTransitGatewayMulticastGroupMembers](#)
- [RegisterTransitGatewayMulticastGroupSources](#)
- [RejectTransitGatewayMulticastDomainAssociations](#)
- [SearchTransitGatewayMulticastGroups](#)

## Transit Gateway Peering Attachments

- [AcceptTransitGatewayPeeringAttachment](#)

- [CreateTransitGatewayPeeringAttachment](#)
- [DeleteTransitGatewayPeeringAttachment](#)
- [DescribeTransitGatewayPeeringAttachments](#)
- [RejectTransitGatewayPeeringAttachment](#)

### Transit gateway policy tables

- [AssociateTransitGatewayPolicyTable](#)
- [CreateTransitGatewayPolicyTable](#)
- [DeleteTransitGatewayPolicyTable](#)
- [DescribeTransitGatewayPolicyTables](#)
- [DisassociateTransitGatewayPolicyTable](#)
- [GetTransitGatewayPolicyTableAssociations](#)
- [GetTransitGatewayPolicyTableEntries](#)

### Transit gateway route tables

- [AssociateTransitGatewayRouteTable](#)
- [CreateTransitGatewayPrefixListReference](#)
- [CreateTransitGatewayRoute](#)
- [CreateTransitGatewayRouteTable](#)
- [CreateTransitGatewayRouteTableAnnouncement](#)
- [DeleteTransitGatewayPrefixListReference](#)
- [DeleteTransitGatewayRoute](#)
- [DeleteTransitGatewayRouteTable](#)
- [DeleteTransitGatewayRouteTableAnnouncement](#)
- [DescribeTransitGatewayRouteTableAnnouncements](#)
- [DescribeTransitGatewayRouteTables](#)
- [DisableTransitGatewayRouteTablePropagation](#)
- [DisassociateTransitGatewayRouteTable](#)
- [EnableTransitGatewayRouteTablePropagation](#)
- [ExportTransitGatewayRoutes](#)

- [GetTransitGatewayAttachmentPropagations](#)
- [GetTransitGatewayPrefixListReferences](#)
- [GetTransitGatewayRouteTableAssociations](#)
- [GetTransitGatewayRouteTablePropagations](#)
- [ModifyTransitGatewayPrefixListReference](#)
- [ReplaceTransitGatewayRoute](#)
- [SearchTransitGatewayRoutes](#)

## AWS Verified Access actions

The following API actions are available for AWS Verified Access. To learn more about Verified Access, see the [Verified Access product page](#) and the [Verified Access documentation](#).

### Verified Access endpoints

- [CreateVerifiedAccessEndpoint](#)
- [DeleteVerifiedAccessEndpoint](#)
- [DescribeVerifiedAccessEndpoints](#)
- [GetVerifiedAccessEndpointPolicy](#)
- [ModifyVerifiedAccessEndpoint](#)
- [ModifyVerifiedAccessEndpointPolicy](#)

### Verified Access groups

- [CreateVerifiedAccessGroup](#)
- [DeleteVerifiedAccessGroup](#)
- [DescribeVerifiedAccessGroups](#)
- [GetVerifiedAccessGroupPolicy](#)
- [ModifyVerifiedAccessGroup](#)
- [ModifyVerifiedAccessGroupPolicy](#)

### Verified Access instances

- [CreateVerifiedAccessInstance](#)



- [DeleteVerifiedAccessInstance](#)
- [DescribeVerifiedAccessInstances](#)
- [ModifyVerifiedAccessInstance](#)

## Verified Access logs

- [DescribeVerifiedAccessInstanceLoggingConfigurations](#)
- [ModifyVerifiedAccessInstanceLoggingConfiguration](#)

## Verified Access trust providers

- [AttachVerifiedAccessTrustProvider](#)
- [CreateVerifiedAccessTrustProvider](#)
- [DeleteVerifiedAccessTrustProvider](#)
- [DescribeVerifiedAccessTrustProviders](#)
- [DetachVerifiedAccessTrustProvider](#)
- [ModifyVerifiedAccessTrustProvider](#)

## VM Import/Export actions

### Note

To import your virtual machines (VMs) with a console-based experience, you can use the *Import virtual machine images to AWS* template in the [Migration Hub Orchestrator console](#). For more information, see the [AWS Migration Hub Orchestrator User Guide](#).

The following API actions are available for VM Import/Export:

### VM export

- [CancelExportTask](#)
- [CreateInstanceExportTask](#)
- [DescribeExportImageTasks](#)
- [DescribeExportTasks](#)

- [ExportImage](#)

## VM import

- [CancelConversionTask](#)
- [CancelImportTask](#)
- [DescribeConversionTasks](#)
- [DescribeImportImageTasks](#)
- [DescribeImportSnapshotTasks](#)
- [ImportImage](#)
- [ImportInstance](#)
- [ImportSnapshot](#)
- [ImportVolume](#)

## Amazon VPC actions

The following API actions are available for Amazon VPC. To learn more about Amazon VPC, see the [Amazon VPC product page](#) and the [Amazon VPC documentation](#).

### DHCP options

- [AssociateDhcpOptions](#)
- [CreateDhcpOptions](#)
- [DeleteDhcpOptions](#)
- [DescribeDhcpOptions](#)

### Elastic network interfaces

- [AssignIpv6Addresses](#)
- [AssignPrivateIpAddresses](#)
- [AttachNetworkInterface](#)
- [CreateNetworkInterface](#)
- [CreateNetworkInterfacePermission](#)

- [DeleteNetworkInterface](#)
- [DeleteNetworkInterfacePermission](#)
- [DescribeNetworkInterfaceAttribute](#)
- [DescribeNetworkInterfacePermissions](#)
- [DescribeNetworkInterfaces](#)
- [DetachNetworkInterface](#)
- [ModifyNetworkInterfaceAttribute](#)
- [ResetNetworkInterfaceAttribute](#)
- [UnassignIpv6Addresses](#)
- [UnassignPrivateIpAddresses](#)

### Internet gateways

- [AttachInternetGateway](#)
- [CreateEgressOnlyInternetGateway](#)
- [CreateInternetGateway](#)
- [DeleteEgressOnlyInternetGateway](#)
- [DeleteInternetGateway](#)
- [DescribeEgressOnlyInternetGateways](#)
- [DescribeInternetGateways](#)
- [DetachInternetGateway](#)

### Managed prefix lists

- [CreateManagedPrefixList](#)
- [DeleteManagedPrefixList](#)
- [DescribeManagedPrefixLists](#)
- [DescribePrefixLists](#)
- [GetManagedPrefixListAssociations](#)
- [GetManagedPrefixListEntries](#)
- [ModifyManagedPrefixList](#)
- [RestoreManagedPrefixListVersion](#)

## NAT gateways

- [AssignPrivateNatGatewayAddress](#)
- [AssociateNatGatewayAddress](#)
- [CreateNatGateway](#)
- [DeleteNatGateway](#)
- [DescribeNatGateways](#)
- [DisassociateNatGatewayAddress](#)
- [UnassignPrivateNatGatewayAddress](#)

## Network ACLs

- [CreateNetworkAcl](#)
- [CreateNetworkAclEntry](#)
- [DeleteNetworkAcl](#)
- [DeleteNetworkAclEntry](#)
- [DescribeNetworkAcls](#)
- [ReplaceNetworkAclAssociation](#)
- [ReplaceNetworkAclEntry](#)

## Route tables

- [AssociateRouteTable](#)
- [CreateRoute](#)
- [CreateRouteTable](#)
- [DeleteRoute](#)
- [DeleteRouteTable](#)
- [DescribeRouteTables](#)
- [DisassociateRouteTable](#)
- [ReplaceRoute](#)
- [ReplaceRouteTableAssociation](#)

## Security groups

- [AuthorizeSecurityGroupEgress](#)
- [AuthorizeSecurityGroupIngress](#)
- [CreateSecurityGroup](#)
- [DeleteSecurityGroup](#)
- [DescribeSecurityGroupReferences](#)
- [DescribeSecurityGroups](#)
- [DescribeStaleSecurityGroups](#)
- [ModifySecurityGroupRules](#)
- [RevokeSecurityGroupEgress](#)
- [RevokeSecurityGroupIngress](#)
- [UpdateSecurityGroupRuleDescriptionsEgress](#)
- [UpdateSecurityGroupRuleDescriptionsIngress](#)

## Subnets

- [AssociateSubnetCidrBlock](#)
- [CreateDefaultSubnet](#)
- [CreateSubnet](#)
- [CreateSubnetCidrReservation](#)
- [DeleteSubnet](#)
- [DeleteSubnetCidrReservation](#)
- [DescribeSubnets](#)
- [DisassociateSubnetCidrBlock](#)
- [GetSubnetCidrReservations](#)
- [ModifySubnetAttribute](#)

## Traffic Mirroring

- [CreateTrafficMirrorFilter](#)
- [CreateTrafficMirrorFilterRule](#)

- [CreateTrafficMirrorSession](#)
- [CreateTrafficMirrorTarget](#)
- [DeleteTrafficMirrorFilter](#)
- [DeleteTrafficMirrorFilterRule](#)
- [DeleteTrafficMirrorSession](#)
- [DeleteTrafficMirrorTarget](#)
- [DescribeTrafficMirrorFilters](#)
- [DescribeTrafficMirrorSessions](#)
- [DescribeTrafficMirrorTargets](#)
- [ModifyTrafficMirrorFilterNetworkServices](#)
- [ModifyTrafficMirrorFilterRule](#)
- [ModifyTrafficMirrorSession](#)

## VPCs

- [AssociateVpcCidrBlock](#)
- [CreateDefaultVpc](#)
- [CreateVpc](#)
- [DeleteVpc](#)
- [DescribeVpcAttribute](#)
- [DescribeVpcs](#)
- [DisassociateVpcCidrBlock](#)
- [ModifyVpcAttribute](#)
- [ModifyVpcTenancy](#)

## VPC flow logs

- [CreateFlowLogs](#)
- [DeleteFlowLogs](#)
- [DescribeFlowLogs](#)
- [GetFlowLogsIntegrationTemplate](#)

## VPC peering

- [AcceptVpcPeeringConnection](#)
- [CreateVpcPeeringConnection](#)
- [DeleteVpcPeeringConnection](#)
- [DescribeVpcPeeringConnections](#)
- [ModifyVpcPeeringConnectionOptions](#)
- [RejectVpcPeeringConnection](#)

## Amazon IPAM actions

The following API actions are available for Amazon VPC IP Address Manager (IPAM). To learn more about IPAM, see the [IPAM User Guide](#).

- [AllocatelpamPoolCidr](#)
- [AssociatelpamResourceDiscovery](#)
- [Createlpam](#)
- [CreatelpamPool](#)
- [CreatelpamScope](#)
- [CreatelpamResourceDiscovery](#)
- [CreatePublicIpv4Pool](#)
- [Deletelpam](#)
- [DeletelpamPool](#)
- [DeletelpamResourceDiscovery](#)
- [DeletelpamScope](#)
- [DeletePublicIpv4Pool](#)
- [DeprovisionIpamPoolCidr](#)
- [DeprovisionPublicIpv4PoolCidr](#)
- [DescribelpamPools](#)
- [Describelpams](#)
- [DescribelpamResourceDiscoveries](#)
- [DescribelpamResourceDiscoveryAssociations](#)

- [DescribeIpamScopes](#)
- [DescribePublicIpv4Pools](#)
- [DisableIpamOrganizationAdminAccount](#)
- [DisassociateIpamResourceDiscovery](#)
- [EnableIpamOrganizationAdminAccount](#)
- [GetIpamAddressHistory](#)
- [GetIpamDiscoveredAccounts](#)
- [GetIpamDiscoveredResourceCidrs](#)
- [GetIpamPoolAllocations](#)
- [GetIpamPoolCidrs](#)
- [GetIpamResourceCidrs](#)
- [ModifyIpam](#)
- [ModifyIpamPool](#)
- [ModifyIpamResourceCidr](#)
- [ModifyIpamResourceDiscovery](#)
- [ModifyIpamScope](#)
- [MoveByoipCidrToIpam](#)
- [ProvisionIpamPoolCidr](#)
- [ProvisionPublicIpv4PoolCidr](#)
- [ReleaseIpamPoolAllocation](#)

## AWS Wavelength actions

The following API actions are available for AWS Wavelength:

### Carrier gateways

- [CreateCarrierGateway](#)
- [DeleteCarrierGateway](#)
- [DescribeCarrierGateways](#)



# Actions

The following actions are supported:

- [AcceptAddressTransfer](#)
- [AcceptReservedInstancesExchangeQuote](#)
- [AcceptTransitGatewayMulticastDomainAssociations](#)
- [AcceptTransitGatewayPeeringAttachment](#)
- [AcceptTransitGatewayVpcAttachment](#)
- [AcceptVpcEndpointConnections](#)
- [AcceptVpcPeeringConnection](#)
- [AdvertiseByoipCidr](#)
- [AllocateAddress](#)
- [AllocateHosts](#)
- [AllocatelpamPoolCidr](#)
- [ApplySecurityGroupsToClientVpnTargetNetwork](#)
- [AssignIpv6Addresses](#)
- [AssignPrivateIpAddresses](#)
- [AssignPrivateNatGatewayAddress](#)
- [AssociateAddress](#)
- [AssociateClientVpnTargetNetwork](#)
- [AssociateDhcpOptions](#)
- [AssociateEnclaveCertificateIamRole](#)
- [AssociateIamInstanceProfile](#)
- [AssociateInstanceEventWindow](#)
- [AssociatelpamByoasn](#)
- [AssociatelpamResourceDiscovery](#)
- [AssociateNatGatewayAddress](#)
- [AssociateRouteTable](#)
- [AssociateSubnetCidrBlock](#)
- [AssociateTransitGatewayMulticastDomain](#)

- [AssociateTransitGatewayPolicyTable](#)
- [AssociateTransitGatewayRouteTable](#)
- [AssociateTrunkInterface](#)
- [AssociateVpcCidrBlock](#)
- [AttachClassicLinkVpc](#)
- [AttachInternetGateway](#)
- [AttachNetworkInterface](#)
- [AttachVerifiedAccessTrustProvider](#)
- [AttachVolume](#)
- [AttachVpnGateway](#)
- [AuthorizeClientVpnIngress](#)
- [AuthorizeSecurityGroupEgress](#)
- [AuthorizeSecurityGroupIngress](#)
- [BundleInstance](#)
- [CancelBundleTask](#)
- [CancelCapacityReservation](#)
- [CancelCapacityReservationFleets](#)
- [CancelConversionTask](#)
- [CancelExportTask](#)
- [CancelImageLaunchPermission](#)
- [CancelImportTask](#)
- [CancelReservedInstancesListing](#)
- [CancelSpotFleetRequests](#)
- [CancelSpotInstanceRequests](#)
- [ConfirmProductInstance](#)
- [CopyFpgaImage](#)
- [CopyImage](#)
- [CopySnapshot](#)
- [CreateCapacityReservation](#)
- [CreateCapacityReservationBySplitting](#)

- [CreateCapacityReservationFleet](#)
- [CreateCarrierGateway](#)
- [CreateClientVpnEndpoint](#)
- [CreateClientVpnRoute](#)
- [CreateCoipCidr](#)
- [CreateCoipPool](#)
- [CreateCustomerGateway](#)
- [CreateDefaultSubnet](#)
- [CreateDefaultVpc](#)
- [CreateDhcpOptions](#)
- [CreateEgressOnlyInternetGateway](#)
- [CreateFleet](#)
- [CreateFlowLogs](#)
- [CreateFpgaImage](#)
- [CreateImage](#)
- [CreateInstanceConnectEndpoint](#)
- [CreateInstanceEventWindow](#)
- [CreateInstanceExportTask](#)
- [CreateInternetGateway](#)
- [CreateIpmam](#)
- [CreateIpmamExternalResourceVerificationToken](#)
- [CreateIpmamPool](#)
- [CreateIpmamResourceDiscovery](#)
- [CreateIpmamScope](#)
- [CreateKeyPair](#)
- [CreateLaunchTemplate](#)
- [CreateLaunchTemplateVersion](#)
- [CreateLocalGatewayRoute](#)
- [CreateLocalGatewayRouteTable](#)
- [CreateLocalGatewayRouteTableVirtualInterfaceGroupAssociation](#)

- [CreateLocalGatewayRouteTableVpcAssociation](#)
- [CreateManagedPrefixList](#)
- [CreateNatGateway](#)
- [CreateNetworkAcl](#)
- [CreateNetworkAclEntry](#)
- [CreateNetworkInsightsAccessScope](#)
- [CreateNetworkInsightsPath](#)
- [CreateNetworkInterface](#)
- [CreateNetworkInterfacePermission](#)
- [CreatePlacementGroup](#)
- [CreatePublicIpv4Pool](#)
- [CreateReplaceRootVolumeTask](#)
- [CreateReservedInstancesListing](#)
- [CreateRestoreImageTask](#)
- [CreateRoute](#)
- [CreateRouteTable](#)
- [CreateSecurityGroup](#)
- [CreateSnapshot](#)
- [CreateSnapshots](#)
- [CreateSpotDatafeedSubscription](#)
- [CreateStoreImageTask](#)
- [CreateSubnet](#)
- [CreateSubnetCidrReservation](#)
- [CreateTags](#)
- [CreateTrafficMirrorFilter](#)
- [CreateTrafficMirrorFilterRule](#)
- [CreateTrafficMirrorSession](#)
- [CreateTrafficMirrorTarget](#)
- [CreateTransitGateway](#)
- [CreateTransitGatewayConnect](#)

- [CreateTransitGatewayConnectPeer](#)
- [CreateTransitGatewayMulticastDomain](#)
- [CreateTransitGatewayPeeringAttachment](#)
- [CreateTransitGatewayPolicyTable](#)
- [CreateTransitGatewayPrefixListReference](#)
- [CreateTransitGatewayRoute](#)
- [CreateTransitGatewayRouteTable](#)
- [CreateTransitGatewayRouteTableAnnouncement](#)
- [CreateTransitGatewayVpcAttachment](#)
- [CreateVerifiedAccessEndpoint](#)
- [CreateVerifiedAccessGroup](#)
- [CreateVerifiedAccessInstance](#)
- [CreateVerifiedAccessTrustProvider](#)
- [CreateVolume](#)
- [CreateVpc](#)
- [CreateVpcEndpoint](#)
- [CreateVpcEndpointConnectionNotification](#)
- [CreateVpcEndpointServiceConfiguration](#)
- [CreateVpcPeeringConnection](#)
- [CreateVpnConnection](#)
- [CreateVpnConnectionRoute](#)
- [CreateVpnGateway](#)
- [DeleteCarrierGateway](#)
- [DeleteClientVpnEndpoint](#)
- [DeleteClientVpnRoute](#)
- [DeleteCoipCidr](#)
- [DeleteCoipPool](#)
- [DeleteCustomerGateway](#)
- [DeleteDhcpOptions](#)
- [DeleteEgressOnlyInternetGateway](#)

- [DeleteFleets](#)
- [DeleteFlowLogs](#)
- [DeleteFpgaImage](#)
- [DeleteInstanceConnectEndpoint](#)
- [DeleteInstanceEventWindow](#)
- [DeleteInternetGateway](#)
- [DeleteIam](#)
- [DeleteIamExternalResourceVerificationToken](#)
- [DeleteIamPool](#)
- [DeleteIamResourceDiscovery](#)
- [DeleteIamScope](#)
- [DeleteKeyPair](#)
- [DeleteLaunchTemplate](#)
- [DeleteLaunchTemplateVersions](#)
- [DeleteLocalGatewayRoute](#)
- [DeleteLocalGatewayRouteTable](#)
- [DeleteLocalGatewayRouteTableVirtualInterfaceGroupAssociation](#)
- [DeleteLocalGatewayRouteTableVpcAssociation](#)
- [DeleteManagedPrefixList](#)
- [DeleteNatGateway](#)
- [DeleteNetworkAcl](#)
- [DeleteNetworkAclEntry](#)
- [DeleteNetworkInsightsAccessScope](#)
- [DeleteNetworkInsightsAccessScopeAnalysis](#)
- [DeleteNetworkInsightsAnalysis](#)
- [DeleteNetworkInsightsPath](#)
- [DeleteNetworkInterface](#)
- [DeleteNetworkInterfacePermission](#)
- [DeletePlacementGroup](#)
- [DeletePublicIpv4Pool](#)

- [DeleteQueuedReservedInstances](#)
- [DeleteRoute](#)
- [DeleteRouteTable](#)
- [DeleteSecurityGroup](#)
- [DeleteSnapshot](#)
- [DeleteSpotDatafeedSubscription](#)
- [DeleteSubnet](#)
- [DeleteSubnetCidrReservation](#)
- [DeleteTags](#)
- [DeleteTrafficMirrorFilter](#)
- [DeleteTrafficMirrorFilterRule](#)
- [DeleteTrafficMirrorSession](#)
- [DeleteTrafficMirrorTarget](#)
- [DeleteTransitGateway](#)
- [DeleteTransitGatewayConnect](#)
- [DeleteTransitGatewayConnectPeer](#)
- [DeleteTransitGatewayMulticastDomain](#)
- [DeleteTransitGatewayPeeringAttachment](#)
- [DeleteTransitGatewayPolicyTable](#)
- [DeleteTransitGatewayPrefixListReference](#)
- [DeleteTransitGatewayRoute](#)
- [DeleteTransitGatewayRouteTable](#)
- [DeleteTransitGatewayRouteTableAnnouncement](#)
- [DeleteTransitGatewayVpcAttachment](#)
- [DeleteVerifiedAccessEndpoint](#)
- [DeleteVerifiedAccessGroup](#)
- [DeleteVerifiedAccessInstance](#)
- [DeleteVerifiedAccessTrustProvider](#)
- [DeleteVolume](#)
- [DeleteVpc](#)

- [DeleteVpcEndpointConnectionNotifications](#)
- [DeleteVpcEndpoints](#)
- [DeleteVpcEndpointServiceConfigurations](#)
- [DeleteVpcPeeringConnection](#)
- [DeleteVpnConnection](#)
- [DeleteVpnConnectionRoute](#)
- [DeleteVpnGateway](#)
- [DeprovisionByoipCidr](#)
- [DeprovisionIpamByoasn](#)
- [DeprovisionIpamPoolCidr](#)
- [DeprovisionPublicIpv4PoolCidr](#)
- [DeregisterImage](#)
- [DeregisterInstanceEventNotificationAttributes](#)
- [DeregisterTransitGatewayMulticastGroupMembers](#)
- [DeregisterTransitGatewayMulticastGroupSources](#)
- [DescribeAccountAttributes](#)
- [DescribeAddresses](#)
- [DescribeAddressesAttribute](#)
- [DescribeAddressTransfers](#)
- [DescribeAggregateIdFormat](#)
- [DescribeAvailabilityZones](#)
- [DescribeAwsNetworkPerformanceMetricSubscriptions](#)
- [DescribeBundleTasks](#)
- [DescribeByoipCidrs](#)
- [DescribeCapacityBlockOfferings](#)
- [DescribeCapacityReservationFleets](#)
- [DescribeCapacityReservations](#)
- [DescribeCarrierGateways](#)
- [DescribeClassicLinkInstances](#)
- [DescribeClientVpnAuthorizationRules](#)



- [DescribeClientVpnConnections](#)
- [DescribeClientVpnEndpoints](#)
- [DescribeClientVpnRoutes](#)
- [DescribeClientVpnTargetNetworks](#)
- [DescribeCoipPools](#)
- [DescribeConversionTasks](#)
- [DescribeCustomerGateways](#)
- [DescribeDhcpOptions](#)
- [DescribeEgressOnlyInternetGateways](#)
- [DescribeElasticGpus](#)
- [DescribeExportImageTasks](#)
- [DescribeExportTasks](#)
- [DescribeFastLaunchImages](#)
- [DescribeFastSnapshotRestores](#)
- [DescribeFleetHistory](#)
- [DescribeFleetInstances](#)
- [DescribeFleets](#)
- [DescribeFlowLogs](#)
- [DescribeFpgaImageAttribute](#)
- [DescribeFpgaImages](#)
- [DescribeHostReservationOfferings](#)
- [DescribeHostReservations](#)
- [DescribeHosts](#)
- [DescribeIamInstanceProfileAssociations](#)
- [DescribeIdentityIdFormat](#)
- [DescribeIdFormat](#)
- [DescribeImageAttribute](#)
- [DescribeImages](#)
- [DescribeImportImageTasks](#)
- [DescribeImportSnapshotTasks](#)

- [DescribeInstanceAttribute](#)
- [DescribeInstanceConnectEndpoints](#)
- [DescribeInstanceCreditSpecifications](#)
- [DescribeInstanceEventNotificationAttributes](#)
- [DescribeInstanceEventWindows](#)
- [DescribeInstances](#)
- [DescribeInstanceStatus](#)
- [DescribeInstanceTopology](#)
- [DescribeInstanceTypeOfferings](#)
- [DescribeInstanceTypes](#)
- [DescribeInternetGateways](#)
- [DescribeIamByoasn](#)
- [DescribeIamExternalResourceVerificationTokens](#)
- [DescribeIamPools](#)
- [DescribeIamResourceDiscoveries](#)
- [DescribeIamResourceDiscoveryAssociations](#)
- [DescribeIams](#)
- [DescribeIamScopes](#)
- [DescribeIpv6Pools](#)
- [DescribeKeyPairs](#)
- [DescribeLaunchTemplates](#)
- [DescribeLaunchTemplateVersions](#)
- [DescribeLocalGatewayRouteTables](#)
- [DescribeLocalGatewayRouteTableVirtualInterfaceGroupAssociations](#)
- [DescribeLocalGatewayRouteTableVpcAssociations](#)
- [DescribeLocalGateways](#)
- [DescribeLocalGatewayVirtualInterfaceGroups](#)
- [DescribeLocalGatewayVirtualInterfaces](#)
- [DescribeLockedSnapshots](#)
- [DescribeMacHosts](#)

- [DescribeManagedPrefixLists](#)
- [DescribeMovingAddresses](#)
- [DescribeNatGateways](#)
- [DescribeNetworkAcls](#)
- [DescribeNetworkInsightsAccessScopeAnalyses](#)
- [DescribeNetworkInsightsAccessScopes](#)
- [DescribeNetworkInsightsAnalyses](#)
- [DescribeNetworkInsightsPaths](#)
- [DescribeNetworkInterfaceAttribute](#)
- [DescribeNetworkInterfacePermissions](#)
- [DescribeNetworkInterfaces](#)
- [DescribePlacementGroups](#)
- [DescribePrefixLists](#)
- [DescribePrincipalIdFormat](#)
- [DescribePublicIpv4Pools](#)
- [DescribeRegions](#)
- [DescribeReplaceRootVolumeTasks](#)
- [DescribeReservedInstances](#)
- [DescribeReservedInstancesListings](#)
- [DescribeReservedInstancesModifications](#)
- [DescribeReservedInstancesOfferings](#)
- [DescribeRouteTables](#)
- [DescribeScheduledInstanceAvailability](#)
- [DescribeScheduledInstances](#)
- [DescribeSecurityGroupReferences](#)
- [DescribeSecurityGroupRules](#)
- [DescribeSecurityGroups](#)
- [DescribeSnapshotAttribute](#)
- [DescribeSnapshots](#)
- [DescribeSnapshotTierStatus](#)

- [DescribeSpotDatafeedSubscription](#)
- [DescribeSpotFleetInstances](#)
- [DescribeSpotFleetRequestHistory](#)
- [DescribeSpotFleetRequests](#)
- [DescribeSpotInstanceRequests](#)
- [DescribeSpotPriceHistory](#)
- [DescribeStaleSecurityGroups](#)
- [DescribeStoreImageTasks](#)
- [DescribeSubnets](#)
- [DescribeTags](#)
- [DescribeTrafficMirrorFilterRules](#)
- [DescribeTrafficMirrorFilters](#)
- [DescribeTrafficMirrorSessions](#)
- [DescribeTrafficMirrorTargets](#)
- [DescribeTransitGatewayAttachments](#)
- [DescribeTransitGatewayConnectPeers](#)
- [DescribeTransitGatewayConnects](#)
- [DescribeTransitGatewayMulticastDomains](#)
- [DescribeTransitGatewayPeeringAttachments](#)
- [DescribeTransitGatewayPolicyTables](#)
- [DescribeTransitGatewayRouteTableAnnouncements](#)
- [DescribeTransitGatewayRouteTables](#)
- [DescribeTransitGateways](#)
- [DescribeTransitGatewayVpcAttachments](#)
- [DescribeTrunkInterfaceAssociations](#)
- [DescribeVerifiedAccessEndpoints](#)
- [DescribeVerifiedAccessGroups](#)
- [DescribeVerifiedAccessInstanceLoggingConfigurations](#)
- [DescribeVerifiedAccessInstances](#)
- [DescribeVerifiedAccessTrustProviders](#)

- [DescribeVolumeAttribute](#)
- [DescribeVolumes](#)
- [DescribeVolumesModifications](#)
- [DescribeVolumeStatus](#)
- [DescribeVpcAttribute](#)
- [DescribeVpcClassicLink](#)
- [DescribeVpcClassicLinkDnsSupport](#)
- [DescribeVpcEndpointConnectionNotifications](#)
- [DescribeVpcEndpointConnections](#)
- [DescribeVpcEndpoints](#)
- [DescribeVpcEndpointServiceConfigurations](#)
- [DescribeVpcEndpointServicePermissions](#)
- [DescribeVpcEndpointServices](#)
- [DescribeVpcPeeringConnections](#)
- [DescribeVpcs](#)
- [DescribeVpnConnections](#)
- [DescribeVpnGateways](#)
- [DetachClassicLinkVpc](#)
- [DetachInternetGateway](#)
- [DetachNetworkInterface](#)
- [DetachVerifiedAccessTrustProvider](#)
- [DetachVolume](#)
- [DetachVpnGateway](#)
- [DisableAddressTransfer](#)
- [DisableAwsNetworkPerformanceMetricSubscription](#)
- [DisableEbsEncryptionByDefault](#)
- [DisableFastLaunch](#)
- [DisableFastSnapshotRestores](#)
- [DisableImage](#)
- [DisableImageBlockPublicAccess](#)

- [DisableImageDeprecation](#)
- [DisableImageDeregistrationProtection](#)
- [DisableIamOrganizationAdminAccount](#)
- [DisableSerialConsoleAccess](#)
- [DisableSnapshotBlockPublicAccess](#)
- [DisableTransitGatewayRouteTablePropagation](#)
- [DisableVgwRoutePropagation](#)
- [DisableVpcClassicLink](#)
- [DisableVpcClassicLinkDnsSupport](#)
- [DisassociateAddress](#)
- [DisassociateClientVpnTargetNetwork](#)
- [DisassociateEnclaveCertificateIamRole](#)
- [DisassociateIamInstanceProfile](#)
- [DisassociateInstanceEventWindow](#)
- [DisassociateIamByoasn](#)
- [DisassociateIamResourceDiscovery](#)
- [DisassociateNatGatewayAddress](#)
- [DisassociateRouteTable](#)
- [DisassociateSubnetCidrBlock](#)
- [DisassociateTransitGatewayMulticastDomain](#)
- [DisassociateTransitGatewayPolicyTable](#)
- [DisassociateTransitGatewayRouteTable](#)
- [DisassociateTrunkInterface](#)
- [DisassociateVpcCidrBlock](#)
- [EnableAddressTransfer](#)
- [EnableAwsNetworkPerformanceMetricSubscription](#)
- [EnableEbsEncryptionByDefault](#)
- [EnableFastLaunch](#)
- [EnableFastSnapshotRestores](#)
- [EnableImage](#)

- [EnableImageBlockPublicAccess](#)
- [EnableImageDeprecation](#)
- [EnableImageDeregistrationProtection](#)
- [EnableIamOrganizationAdminAccount](#)
- [EnableReachabilityAnalyzerOrganizationSharing](#)
- [EnableSerialConsoleAccess](#)
- [EnableSnapshotBlockPublicAccess](#)
- [EnableTransitGatewayRouteTablePropagation](#)
- [EnableVgwRoutePropagation](#)
- [EnableVolumeIO](#)
- [EnableVpcClassicLink](#)
- [EnableVpcClassicLinkDnsSupport](#)
- [ExportClientVpnClientCertificateRevocationList](#)
- [ExportClientVpnClientConfiguration](#)
- [ExportImage](#)
- [ExportTransitGatewayRoutes](#)
- [GetAssociatedEnclaveCertificateIamRoles](#)
- [GetAssociatedIpv6PoolCidrs](#)
- [GetAwsNetworkPerformanceData](#)
- [GetCapacityReservationUsage](#)
- [GetCoipPoolUsage](#)
- [GetConsoleOutput](#)
- [GetConsoleScreenshot](#)
- [GetDefaultCreditSpecification](#)
- [GetEbsDefaultKmsKeyId](#)
- [GetEbsEncryptionByDefault](#)
- [GetFlowLogsIntegrationTemplate](#)
- [GetGroupsForCapacityReservation](#)
- [GetHostReservationPurchasePreview](#)
- [GetImageBlockPublicAccessState](#)

- [GetInstanceMetadataDefaults](#)
- [GetInstanceTpmEkPub](#)
- [GetInstanceTypesFromInstanceRequirements](#)
- [GetInstanceUefiData](#)
- [GetIpamAddressHistory](#)
- [GetIpamDiscoveredAccounts](#)
- [GetIpamDiscoveredPublicAddresses](#)
- [GetIpamDiscoveredResourceCidrs](#)
- [GetIpamPoolAllocations](#)
- [GetIpamPoolCidrs](#)
- [GetIpamResourceCidrs](#)
- [GetLaunchTemplateData](#)
- [GetManagedPrefixListAssociations](#)
- [GetManagedPrefixListEntries](#)
- [GetNetworkInsightsAccessScopeAnalysisFindings](#)
- [GetNetworkInsightsAccessScopeContent](#)
- [GetPasswordData](#)
- [GetReservedInstancesExchangeQuote](#)
- [GetSecurityGroupsForVpc](#)
- [GetSerialConsoleAccessStatus](#)
- [GetSnapshotBlockPublicAccessState](#)
- [GetSpotPlacementScores](#)
- [GetSubnetCidrReservations](#)
- [GetTransitGatewayAttachmentPropagations](#)
- [GetTransitGatewayMulticastDomainAssociations](#)
- [GetTransitGatewayPolicyTableAssociations](#)
- [GetTransitGatewayPolicyTableEntries](#)
- [GetTransitGatewayPrefixListReferences](#)
- [GetTransitGatewayRouteTableAssociations](#)
- [GetTransitGatewayRouteTablePropagations](#)



- [GetVerifiedAccessEndpointPolicy](#)
- [GetVerifiedAccessGroupPolicy](#)
- [GetVpnConnectionDeviceSampleConfiguration](#)
- [GetVpnConnectionDeviceTypes](#)
- [GetVpnTunnelReplacementStatus](#)
- [ImportClientVpnClientCertificateRevocationList](#)
- [ImportImage](#)
- [ImportInstance](#)
- [ImportKeyPair](#)
- [ImportSnapshot](#)
- [ImportVolume](#)
- [ListImagesInRecycleBin](#)
- [ListSnapshotsInRecycleBin](#)
- [LockSnapshot](#)
- [ModifyAddressAttribute](#)
- [ModifyAvailabilityZoneGroup](#)
- [ModifyCapacityReservation](#)
- [ModifyCapacityReservationFleet](#)
- [ModifyClientVpnEndpoint](#)
- [ModifyDefaultCreditSpecification](#)
- [ModifyEbsDefaultKmsKeyId](#)
- [ModifyFleet](#)
- [ModifyFpgaImageAttribute](#)
- [ModifyHosts](#)
- [ModifyIdentityIdFormat](#)
- [ModifyIdFormat](#)
- [ModifyImageAttribute](#)
- [ModifyInstanceAttribute](#)
- [ModifyInstanceCapacityReservationAttributes](#)
- [ModifyInstanceCreditSpecification](#)

- [ModifyInstanceEventStartTime](#)
- [ModifyInstanceEventWindow](#)
- [ModifyInstanceMaintenanceOptions](#)
- [ModifyInstanceMetadataDefaults](#)
- [ModifyInstanceMetadataOptions](#)
- [ModifyInstancePlacement](#)
- [ModifyIpam](#)
- [ModifyIpamPool](#)
- [ModifyIpamResourceCidr](#)
- [ModifyIpamResourceDiscovery](#)
- [ModifyIpamScope](#)
- [ModifyLaunchTemplate](#)
- [ModifyLocalGatewayRoute](#)
- [ModifyManagedPrefixList](#)
- [ModifyNetworkInterfaceAttribute](#)
- [ModifyPrivateDnsNameOptions](#)
- [ModifyReservedInstances](#)
- [ModifySecurityGroupRules](#)
- [ModifySnapshotAttribute](#)
- [ModifySnapshotTier](#)
- [ModifySpotFleetRequest](#)
- [ModifySubnetAttribute](#)
- [ModifyTrafficMirrorFilterNetworkServices](#)
- [ModifyTrafficMirrorFilterRule](#)
- [ModifyTrafficMirrorSession](#)
- [ModifyTransitGateway](#)
- [ModifyTransitGatewayPrefixListReference](#)
- [ModifyTransitGatewayVpcAttachment](#)
- [ModifyVerifiedAccessEndpoint](#)
- [ModifyVerifiedAccessEndpointPolicy](#)

- [ModifyVerifiedAccessGroup](#)
- [ModifyVerifiedAccessGroupPolicy](#)
- [ModifyVerifiedAccessInstance](#)
- [ModifyVerifiedAccessInstanceLoggingConfiguration](#)
- [ModifyVerifiedAccessTrustProvider](#)
- [ModifyVolume](#)
- [ModifyVolumeAttribute](#)
- [ModifyVpcAttribute](#)
- [ModifyVpcEndpoint](#)
- [ModifyVpcEndpointConnectionNotification](#)
- [ModifyVpcEndpointServiceConfiguration](#)
- [ModifyVpcEndpointServicePayerResponsibility](#)
- [ModifyVpcEndpointServicePermissions](#)
- [ModifyVpcPeeringConnectionOptions](#)
- [ModifyVpcTenancy](#)
- [ModifyVpnConnection](#)
- [ModifyVpnConnectionOptions](#)
- [ModifyVpnTunnelCertificate](#)
- [ModifyVpnTunnelOptions](#)
- [MonitorInstances](#)
- [MoveAddressToVpc](#)
- [MoveByoipCidrToIpam](#)
- [MoveCapacityReservationInstances](#)
- [ProvisionByoipCidr](#)
- [ProvisionIpamByoasn](#)
- [ProvisionIpamPoolCidr](#)
- [ProvisionPublicIpv4PoolCidr](#)
- [PurchaseCapacityBlock](#)
- [PurchaseHostReservation](#)
- [PurchaseReservedInstancesOffering](#)

- [PurchaseScheduledInstances](#)
- [RebootInstances](#)
- [RegisterImage](#)
- [RegisterInstanceEventNotificationAttributes](#)
- [RegisterTransitGatewayMulticastGroupMembers](#)
- [RegisterTransitGatewayMulticastGroupSources](#)
- [RejectTransitGatewayMulticastDomainAssociations](#)
- [RejectTransitGatewayPeeringAttachment](#)
- [RejectTransitGatewayVpcAttachment](#)
- [RejectVpcEndpointConnections](#)
- [RejectVpcPeeringConnection](#)
- [ReleaseAddress](#)
- [ReleaseHosts](#)
- [ReleaseIamPoolAllocation](#)
- [ReplacelamInstanceProfileAssociation](#)
- [ReplaceNetworkAclAssociation](#)
- [ReplaceNetworkAclEntry](#)
- [ReplaceRoute](#)
- [ReplaceRouteTableAssociation](#)
- [ReplaceTransitGatewayRoute](#)
- [ReplaceVpnTunnel](#)
- [ReportInstanceStatus](#)
- [RequestSpotFleet](#)
- [RequestSpotInstances](#)
- [ResetAddressAttribute](#)
- [ResetEbsDefaultKmsKeyId](#)
- [ResetFpgaImageAttribute](#)
- [ResetImageAttribute](#)
- [ResetInstanceAttribute](#)
- [ResetNetworkInterfaceAttribute](#)

- [ResetSnapshotAttribute](#)
- [RestoreAddressToClassic](#)
- [RestoreImageFromRecycleBin](#)
- [RestoreManagedPrefixListVersion](#)
- [RestoreSnapshotFromRecycleBin](#)
- [RestoreSnapshotTier](#)
- [RevokeClientVpnIngress](#)
- [RevokeSecurityGroupEgress](#)
- [RevokeSecurityGroupIngress](#)
- [RunInstances](#)
- [RunScheduledInstances](#)
- [SearchLocalGatewayRoutes](#)
- [SearchTransitGatewayMulticastGroups](#)
- [SearchTransitGatewayRoutes](#)
- [SendDiagnosticInterrupt](#)
- [StartInstances](#)
- [StartNetworkInsightsAccessScopeAnalysis](#)
- [StartNetworkInsightsAnalysis](#)
- [StartVpcEndpointServicePrivateDnsVerification](#)
- [StopInstances](#)
- [TerminateClientVpnConnections](#)
- [TerminateInstances](#)
- [UnassignIpv6Addresses](#)
- [UnassignPrivateIpAddresses](#)
- [UnassignPrivateNatGatewayAddress](#)
- [UnlockSnapshot](#)
- [UnmonitorInstances](#)
- [UpdateSecurityGroupRuleDescriptionsEgress](#)
- [UpdateSecurityGroupRuleDescriptionsIngress](#)
- [WithdrawByoipCidr](#)



# AcceptAddressTransfer

Accepts an Elastic IP address transfer. For more information, see [Accept a transferred Elastic IP address](#) in the *Amazon VPC User Guide*.

## Request Parameters

The following parameters are for this specific action. For more information about required and optional parameters that are common to all actions, see [Common Query Parameters](#).

### Address

The Elastic IP address you are accepting for transfer.

Type: String

Required: Yes

### DryRun

Checks whether you have the required permissions for the action, without actually making the request, and provides an error response. If you have the required permissions, the error response is `DryRunOperation`. Otherwise, it is `UnauthorizedOperation`.

Type: Boolean

Required: No

### TagSpecification.N

`tag:<key>` - The key/value combination of a tag assigned to the resource. Use the tag key in the filter name and the tag value as the filter value. For example, to find all resources that have a tag with the key `Owner` and the value `TeamA`, specify `tag:Owner` for the filter name and `TeamA` for the filter value.

Type: Array of [TagSpecification](#) objects

Required: No

## Response Elements

The following elements are returned by the service.

## addressTransfer

An Elastic IP address transfer.

Type: [AddressTransfer](#) object

### requestId

The ID of the request.

Type: String

## Errors

For information about the errors that are common to all actions, see [Common client error codes](#).

## See Also

For more information about using this API in one of the language-specific AWS SDKs, see the following:

- [AWS Command Line Interface](#)
- [AWS SDK for .NET](#)
- [AWS SDK for C++](#)
- [AWS SDK for Go v2](#)
- [AWS SDK for Java V2](#)
- [AWS SDK for JavaScript V3](#)
- [AWS SDK for PHP V3](#)
- [AWS SDK for Python](#)
- [AWS SDK for Ruby V3](#)



# AcceptReservedInstancesExchangeQuote

Accepts the Convertible Reserved Instance exchange quote described in the [GetReservedInstancesExchangeQuote](#) call.

## Request Parameters

The following parameters are for this specific action. For more information about required and optional parameters that are common to all actions, see [Common Query Parameters](#).

### DryRun

Checks whether you have the required permissions for the action, without actually making the request, and provides an error response. If you have the required permissions, the error response is `DryRunOperation`. Otherwise, it is `UnauthorizedOperation`.

Type: Boolean

Required: No

### ReservedInstanceIds.N

The IDs of the Convertible Reserved Instances to exchange for another Convertible Reserved Instance of the same or higher value.

Type: Array of strings

Required: Yes

### TargetConfiguration.N

The configuration of the target Convertible Reserved Instance to exchange for your current Convertible Reserved Instances.

Type: Array of [TargetConfigurationRequest](#) objects

Required: No

## Response Elements

The following elements are returned by the service.

## **exchangeId**

The ID of the successful exchange.

Type: String

## **requestId**

The ID of the request.

Type: String

## **Errors**

For information about the errors that are common to all actions, see [Common client error codes](#).

## **See Also**

For more information about using this API in one of the language-specific AWS SDKs, see the following:

- [AWS Command Line Interface](#)
- [AWS SDK for .NET](#)
- [AWS SDK for C++](#)
- [AWS SDK for Go v2](#)
- [AWS SDK for Java V2](#)
- [AWS SDK for JavaScript V3](#)
- [AWS SDK for PHP V3](#)
- [AWS SDK for Python](#)
- [AWS SDK for Ruby V3](#)

# AcceptTransitGatewayMulticastDomainAssociations

Accepts a request to associate subnets with a transit gateway multicast domain.

## Request Parameters

The following parameters are for this specific action. For more information about required and optional parameters that are common to all actions, see [Common Query Parameters](#).

### DryRun

Checks whether you have the required permissions for the action, without actually making the request, and provides an error response. If you have the required permissions, the error response is `DryRunOperation`. Otherwise, it is `UnauthorizedOperation`.

Type: Boolean

Required: No

### SubnetIds.N

The IDs of the subnets to associate with the transit gateway multicast domain.

Type: Array of strings

Required: No

### TransitGatewayAttachmentId

The ID of the transit gateway attachment.

Type: String

Required: No

### TransitGatewayMulticastDomainId

The ID of the transit gateway multicast domain.

Type: String

Required: No

## Response Elements

The following elements are returned by the service.

### associations

Information about the multicast domain associations.

Type: [TransitGatewayMulticastDomainAssociations](#) object

### requestId

The ID of the request.

Type: String

## Errors

For information about the errors that are common to all actions, see [Common client error codes](#).

## See Also

For more information about using this API in one of the language-specific AWS SDKs, see the following:

- [AWS Command Line Interface](#)
- [AWS SDK for .NET](#)
- [AWS SDK for C++](#)
- [AWS SDK for Go v2](#)
- [AWS SDK for Java V2](#)
- [AWS SDK for JavaScript V3](#)
- [AWS SDK for PHP V3](#)
- [AWS SDK for Python](#)
- [AWS SDK for Ruby V3](#)

# AcceptTransitGatewayPeeringAttachment

Accepts a transit gateway peering attachment request. The peering attachment must be in the pendingAcceptance state.

## Request Parameters

The following parameters are for this specific action. For more information about required and optional parameters that are common to all actions, see [Common Query Parameters](#).

### DryRun

Checks whether you have the required permissions for the action, without actually making the request, and provides an error response. If you have the required permissions, the error response is `DryRunOperation`. Otherwise, it is `UnauthorizedOperation`.

Type: Boolean

Required: No

### TransitGatewayAttachmentId

The ID of the transit gateway attachment.

Type: String

Required: Yes

## Response Elements

The following elements are returned by the service.

### requestId

The ID of the request.

Type: String

### transitGatewayPeeringAttachment

The transit gateway peering attachment.

Type: [TransitGatewayPeeringAttachment](#) object

## Errors

For information about the errors that are common to all actions, see [Common client error codes](#).

## Examples

### Example

This example accepts the specified transit gateway peering attachment by specifying its attachment ID.

### Sample Request

```
https://ec2.amazonaws.com/?Action=AcceptTransitGatewayPeeringAttachment
&TransitGatewayAttachmentId=tgw-attach-12345678901abcd12
&AUTHPARAMS
```

## See Also

For more information about using this API in one of the language-specific AWS SDKs, see the following:

- [AWS Command Line Interface](#)
- [AWS SDK for .NET](#)
- [AWS SDK for C++](#)
- [AWS SDK for Go v2](#)
- [AWS SDK for Java V2](#)
- [AWS SDK for JavaScript V3](#)
- [AWS SDK for PHP V3](#)
- [AWS SDK for Python](#)
- [AWS SDK for Ruby V3](#)

# AcceptTransitGatewayVpcAttachment

Accepts a request to attach a VPC to a transit gateway.

The VPC attachment must be in the pendingAcceptance state. Use [DescribeTransitGatewayVpcAttachments](#) to view your pending VPC attachment requests. Use [RejectTransitGatewayVpcAttachment](#) to reject a VPC attachment request.

## Request Parameters

The following parameters are for this specific action. For more information about required and optional parameters that are common to all actions, see [Common Query Parameters](#).

### DryRun

Checks whether you have the required permissions for the action, without actually making the request, and provides an error response. If you have the required permissions, the error response is `DryRunOperation`. Otherwise, it is `UnauthorizedOperation`.

Type: Boolean

Required: No

### TransitGatewayAttachmentId

The ID of the attachment.

Type: String

Required: Yes

## Response Elements

The following elements are returned by the service.

### requestId

The ID of the request.

Type: String

## transitGatewayVpcAttachment

The VPC attachment.

Type: [TransitGatewayVpcAttachment](#) object

## Errors

For information about the errors that are common to all actions, see [Common client error codes](#).

## See Also

For more information about using this API in one of the language-specific AWS SDKs, see the following:

- [AWS Command Line Interface](#)
- [AWS SDK for .NET](#)
- [AWS SDK for C++](#)
- [AWS SDK for Go v2](#)
- [AWS SDK for Java V2](#)
- [AWS SDK for JavaScript V3](#)
- [AWS SDK for PHP V3](#)
- [AWS SDK for Python](#)
- [AWS SDK for Ruby V3](#)



# AcceptVpcEndpointConnections

Accepts connection requests to your VPC endpoint service.

## Request Parameters

The following parameters are for this specific action. For more information about required and optional parameters that are common to all actions, see [Common Query Parameters](#).

### DryRun

Checks whether you have the required permissions for the action, without actually making the request, and provides an error response. If you have the required permissions, the error response is `DryRunOperation`. Otherwise, it is `UnauthorizedOperation`.

Type: Boolean

Required: No

### ServiceId

The ID of the VPC endpoint service.

Type: String

Required: Yes

### VpcEndpointId.N

The IDs of the interface VPC endpoints.

Type: Array of strings

Required: Yes

## Response Elements

The following elements are returned by the service.

### requestId

The ID of the request.

Type: String

## unsuccessful

Information about the interface endpoints that were not accepted, if applicable.

Type: Array of [UnsuccessfulItem](#) objects

## Errors

For information about the errors that are common to all actions, see [Common client error codes](#).

## Examples

### Example

This example accepts the request for interface endpoint `vpce-0c1308d7312217123` to connect to your service `vpce-svc-abc5ebb7d9579a2b3`.

### Sample Request

```
https://ec2.amazonaws.com/?Action=AcceptVpcEndpointConnections
&ServiceId=vpce-svc-abc5ebb7d9579a2b3
&VpcEndpointId.1=vpce-0c1308d7312217123
&AUTHPARAMS
```

### Sample Response

```
<AcceptVpcEndpointConnectionsResponse xmlns="http://ec2.amazonaws.com/doc/2016-11-15/">
  <requestId>986a2264-8a40-4da8-8f11-e8aaexample</requestId>
  <unsuccessful/>
</AcceptVpcEndpointConnectionsResponse>
```

## See Also

For more information about using this API in one of the language-specific AWS SDKs, see the following:

- [AWS Command Line Interface](#)
- [AWS SDK for .NET](#)

- [AWS SDK for C++](#)
- [AWS SDK for Go v2](#)
- [AWS SDK for Java V2](#)
- [AWS SDK for JavaScript V3](#)
- [AWS SDK for PHP V3](#)
- [AWS SDK for Python](#)
- [AWS SDK for Ruby V3](#)

# AcceptVpcPeeringConnection

Accept a VPC peering connection request. To accept a request, the VPC peering connection must be in the pending-acceptance state, and you must be the owner of the peer VPC. Use [DescribeVpcPeeringConnections](#) to view your outstanding VPC peering connection requests.

For an inter-Region VPC peering connection request, you must accept the VPC peering connection in the Region of the accepter VPC.

## Request Parameters

The following parameters are for this specific action. For more information about required and optional parameters that are common to all actions, see [Common Query Parameters](#).

### DryRun

Checks whether you have the required permissions for the action, without actually making the request, and provides an error response. If you have the required permissions, the error response is `DryRunOperation`. Otherwise, it is `UnauthorizedOperation`.

Type: Boolean

Required: No

### VpcPeeringConnectionId

The ID of the VPC peering connection. You must specify this parameter in the request.

Type: String

Required: Yes

## Response Elements

The following elements are returned by the service.

### requestId

The ID of the request.

Type: String

## vpcPeeringConnection

Information about the VPC peering connection.

Type: [VpcPeeringConnection](#) object

## Errors

For information about the errors that are common to all actions, see [Common client error codes](#).

## Examples

### Example

This example accepts the specified VPC peering connection request.

### Sample Request

```
https://ec2.amazonaws.com/?Action=AcceptVpcPeeringConnection
&VpcPeeringConnectionId=pcx-1a2b3c4d
&AUTHPARAMS
```

### Sample Response

```
<AcceptVpcPeeringConnectionResponse xmlns="http://ec2.amazonaws.com/doc/2016-11-15/">
  <requestId>7a62c49f-347e-4fc4-9331-6e8eEXAMPLE</requestId>
  <vpcPeeringConnection>
    <vpcPeeringConnectionId>pcx-1a2b3c4d</vpcPeeringConnectionId>
    <requesterVpcInfo>
      <ownerId>123456789012</ownerId>
      <vpcId>vpc-1a2b3c4d</vpcId>
      <cidrBlock>10.0.0.0/28</cidrBlock>
    </requesterVpcInfo>
    <accepterVpcInfo>
      <ownerId>777788889999</ownerId>
      <vpcId>vpc-111aaa22</vpcId>
      <cidrBlock>10.0.1.0/28</cidrBlock>
      <peeringOptions>
        <allowEgressFromLocalClassicLinkToRemoteVpc>>false</
allowEgressFromLocalClassicLinkToRemoteVpc>
        <allowEgressFromLocalVpcToRemoteClassicLink>>false</
allowEgressFromLocalVpcToRemoteClassicLink>
```

```
<allowDnsResolutionFromRemoteVpc>>false</allowDnsResolutionFromRemoteVpc>
</peeringOptions>
</accepterVpcInfo>
<status>
  <code>active</code>
  <message>Active</message>
</status>
<tagSet/>
</vpcPeeringConnection>
</AcceptVpcPeeringConnectionResponse>"
```

## See Also

For more information about using this API in one of the language-specific AWS SDKs, see the following:

- [AWS Command Line Interface](#)
- [AWS SDK for .NET](#)
- [AWS SDK for C++](#)
- [AWS SDK for Go v2](#)
- [AWS SDK for Java V2](#)
- [AWS SDK for JavaScript V3](#)
- [AWS SDK for PHP V3](#)
- [AWS SDK for Python](#)
- [AWS SDK for Ruby V3](#)

# AdvertiseByoipCidr

Advertises an IPv4 or IPv6 address range that is provisioned for use with your AWS resources through bring your own IP addresses (BYOIP).

You can perform this operation at most once every 10 seconds, even if you specify different address ranges each time.

We recommend that you stop advertising the BYOIP CIDR from other locations when you advertise it from AWS. To minimize down time, you can configure your AWS resources to use an address from a BYOIP CIDR before it is advertised, and then simultaneously stop advertising it from the current location and start advertising it through AWS.

It can take a few minutes before traffic to the specified addresses starts routing to AWS because of BGP propagation delays.

To stop advertising the BYOIP CIDR, use [WithdrawByoipCidr](#).

## Request Parameters

The following parameters are for this specific action. For more information about required and optional parameters that are common to all actions, see [Common Query Parameters](#).

### Asn

The public 2-byte or 4-byte ASN that you want to advertise.

Type: String

Required: No

### Cidr

The address range, in CIDR notation. This must be the exact range that you provisioned. You can't advertise only a portion of the provisioned range.

Type: String

Required: Yes

## DryRun

Checks whether you have the required permissions for the action, without actually making the request, and provides an error response. If you have the required permissions, the error response is `DryRunOperation`. Otherwise, it is `UnauthorizedOperation`.

Type: Boolean

Required: No

## NetworkBorderGroup

If you have [Local Zones](#) enabled, you can choose a network border group for Local Zones when you provision and advertise a BYOIPv4 CIDR. Choose the network border group carefully as the EIP and the AWS resource it is associated with must reside in the same network border group.

You can provision BYOIP address ranges to and advertise them in the following Local Zone network border groups:

- us-east-1-dfw-2
- us-west-2-lax-1
- us-west-2-phx-2

### Note

You cannot provision or advertise BYOIPv6 address ranges in Local Zones at this time.

Type: String

Required: No

## Response Elements

The following elements are returned by the service.

### byoipCidr

Information about the address range.

Type: [ByoipCidr](#) object



## requestId

The ID of the request.

Type: String

## Errors

For information about the errors that are common to all actions, see [Common client error codes](#).

## See Also

For more information about using this API in one of the language-specific AWS SDKs, see the following:

- [AWS Command Line Interface](#)
- [AWS SDK for .NET](#)
- [AWS SDK for C++](#)
- [AWS SDK for Go v2](#)
- [AWS SDK for Java V2](#)
- [AWS SDK for JavaScript V3](#)
- [AWS SDK for PHP V3](#)
- [AWS SDK for Python](#)
- [AWS SDK for Ruby V3](#)

# AllocateAddress

Allocates an Elastic IP address to your AWS account. After you allocate the Elastic IP address you can associate it with an instance or network interface. After you release an Elastic IP address, it is released to the IP address pool and can be allocated to a different AWS account.

You can allocate an Elastic IP address from an address pool owned by AWS or from an address pool created from a public IPv4 address range that you have brought to AWS for use with your AWS resources using bring your own IP addresses (BYOIP). For more information, see [Bring Your Own IP Addresses \(BYOIP\)](#) in the *Amazon EC2 User Guide*.

If you release an Elastic IP address, you might be able to recover it. You cannot recover an Elastic IP address that you released after it is allocated to another AWS account. To attempt to recover an Elastic IP address that you released, specify it in this operation.

For more information, see [Elastic IP Addresses](#) in the *Amazon EC2 User Guide*.

You can allocate a carrier IP address which is a public IP address from a telecommunication carrier, to a network interface which resides in a subnet in a Wavelength Zone (for example an EC2 instance).

## Request Parameters

The following parameters are for this specific action. For more information about required and optional parameters that are common to all actions, see [Common Query Parameters](#).

### Address

The Elastic IP address to recover or an IPv4 address from an address pool.

Type: String

Required: No

### CustomerOwnedIpv4Pool

The ID of a customer-owned address pool. Use this parameter to let Amazon EC2 select an address from the address pool. Alternatively, specify a specific address from the address pool.

Type: String

Required: No

## Domain

The network (vpc).

Type: String

Valid Values: vpc | standard

Required: No

## DryRun

Checks whether you have the required permissions for the action, without actually making the request, and provides an error response. If you have the required permissions, the error response is `DryRunOperation`. Otherwise, it is `UnauthorizedOperation`.

Type: Boolean

Required: No

## IpamPoolId

The ID of an IPAM pool.

Type: String

Required: No

## NetworkBorderGroup

A unique set of Availability Zones, Local Zones, or Wavelength Zones from which AWS advertises IP addresses. Use this parameter to limit the IP address to this location. IP addresses cannot move between network border groups.

Use [DescribeAvailabilityZones](#) to view the network border groups.

Type: String

Required: No

## PublicIpv4Pool

The ID of an address pool that you own. Use this parameter to let Amazon EC2 select an address from the address pool. To specify a specific address from the address pool, use the `Address` parameter instead.

Type: String

Required: No

### **TagSpecification.N**

The tags to assign to the Elastic IP address.

Type: Array of [TagSpecification](#) objects

Required: No

## **Response Elements**

The following elements are returned by the service.

### **allocationId**

The ID that represents the allocation of the Elastic IP address.

Type: String

### **carrierIp**

The carrier IP address. This option is only available for network interfaces that reside in a subnet in a Wavelength Zone.

Type: String

### **customerOwnedIp**

The customer-owned IP address.

Type: String

### **customerOwnedIpv4Pool**

The ID of the customer-owned address pool.

Type: String

### **domain**

The network (vpc).

Type: String

Valid Values: vpc | standard

### **networkBorderGroup**

The set of Availability Zones, Local Zones, or Wavelength Zones from which AWS advertises IP addresses.

Type: String

### **publicIp**

The Elastic IP address.

Type: String

### **publicIpv4Pool**

The ID of an address pool.

Type: String

### **requestId**

The ID of the request.

Type: String

## **Errors**

For information about the errors that are common to all actions, see [Common client error codes](#).

## **Examples**

### **Example for Allocation**

This example request allocates an Elastic IP address.

### **Sample Request**

```
https://ec2.amazonaws.com/?Action=AllocateAddress
&Domain=vpc
&AUTHPARAMS
```

## Sample Response

```
<AllocateAddressResponse xmlns="http://ec2.amazonaws.com/doc/2016-11-15/">
  <requestId>59dbff89-35bd-4eac-99ed-be587EXAMPLE</requestId>
  <publicIp>198.51.100.1</publicIp>
  <domain>vpc</domain>
  <allocationId>eipalloc-5723d13e</allocationId>
</AllocateAddressResponse>
```

## Example for Recovery

This example request shows how to recover an Elastic IP address that you previously released.

## Sample Request

```
https://ec2.amazonaws.com/?Action=AllocateAddress
&Domain=vpc
&Address=203.0.113.3
&AUTHPARAMS
```

## See Also

For more information about using this API in one of the language-specific AWS SDKs, see the following:

- [AWS Command Line Interface](#)
- [AWS SDK for .NET](#)
- [AWS SDK for C++](#)
- [AWS SDK for Go v2](#)
- [AWS SDK for Java V2](#)
- [AWS SDK for JavaScript V3](#)
- [AWS SDK for PHP V3](#)
- [AWS SDK for Python](#)
- [AWS SDK for Ruby V3](#)

# AllocateHosts

Allocates a Dedicated Host to your account. At a minimum, specify the supported instance type or instance family, the Availability Zone in which to allocate the host, and the number of hosts to allocate.

## Request Parameters

The following parameters are for this specific action. For more information about required and optional parameters that are common to all actions, see [Common Query Parameters](#).

### AssetId.N

The IDs of the Outpost hardware assets on which to allocate the Dedicated Hosts. Targeting specific hardware assets on an Outpost can help to minimize latency between your workloads. This parameter is supported only if you specify **OutpostArn**. If you are allocating the Dedicated Hosts in a Region, omit this parameter.

- If you specify this parameter, you can omit **Quantity**. In this case, Amazon EC2 allocates a Dedicated Host on each specified hardware asset.
- If you specify both **AssetIds** and **Quantity**, then the value for **Quantity** must be equal to the number of asset IDs specified.

Type: Array of strings

Required: No

### AutoPlacement

Indicates whether the host accepts any untargeted instance launches that match its instance type configuration, or if it only accepts Host tenancy instance launches that specify its unique host ID. For more information, see [Understanding auto-placement and affinity](#) in the *Amazon EC2 User Guide*.

Default: off

Type: String

Valid Values: on | off

Required: No

## AvailabilityZone

The Availability Zone in which to allocate the Dedicated Host.

Type: String

Required: Yes

## ClientToken

Unique, case-sensitive identifier that you provide to ensure the idempotency of the request. For more information, see [Ensuring Idempotency](#).

Type: String

Required: No

## HostMaintenance

Indicates whether to enable or disable host maintenance for the Dedicated Host. For more information, see [Host maintenance](#) in the *Amazon EC2 User Guide*.

Type: String

Valid Values: on | off

Required: No

## HostRecovery

Indicates whether to enable or disable host recovery for the Dedicated Host. Host recovery is disabled by default. For more information, see [Host recovery](#) in the *Amazon EC2 User Guide*.

Default: off

Type: String

Valid Values: on | off

Required: No

## InstanceFamily

Specifies the instance family to be supported by the Dedicated Hosts. If you specify an instance family, the Dedicated Hosts support multiple instance types within that instance family.



If you want the Dedicated Hosts to support a specific instance type only, omit this parameter and specify **InstanceType** instead. You cannot specify **InstanceFamily** and **InstanceType** in the same request.

Type: String

Required: No

### **InstanceType**

Specifies the instance type to be supported by the Dedicated Hosts. If you specify an instance type, the Dedicated Hosts support instances of the specified instance type only.

If you want the Dedicated Hosts to support multiple instance types in a specific instance family, omit this parameter and specify **InstanceFamily** instead. You cannot specify **InstanceType** and **InstanceFamily** in the same request.

Type: String

Required: No

### **OutpostArn**

The Amazon Resource Name (ARN) of the AWS Outpost on which to allocate the Dedicated Host. If you specify **OutpostArn**, you can optionally specify **AssetIds**.

If you are allocating the Dedicated Host in a Region, omit this parameter.

Type: String

Required: No

### **Quantity**

The number of Dedicated Hosts to allocate to your account with these parameters. If you are allocating the Dedicated Hosts on an Outpost, and you specify **AssetIds**, you can omit this parameter. In this case, Amazon EC2 allocates a Dedicated Host on each specified hardware asset. If you specify both **AssetIds** and **Quantity**, then the value that you specify for **Quantity** must be equal to the number of asset IDs specified.

Type: Integer

Required: No

## TagSpecification.N

The tags to apply to the Dedicated Host during creation.

Type: Array of [TagSpecification](#) objects

Required: No

## Response Elements

The following elements are returned by the service.

### hostIdSet

The ID of the allocated Dedicated Host. This is used to launch an instance onto a specific host.

Type: Array of strings

### requestId

The ID of the request.

Type: String

## Errors

For information about the errors that are common to all actions, see [Common client error codes](#).

## Examples

### Example 1

This example allocates a Dedicated Host to your account, on to which you can launch only `m5.large` instances.

### Sample Request

```
https://ec2.amazonaws.com/?Action=AllocateHosts
&AvailabilityZone=us-east-1b
&InstanceType=m5.large
&Quantity=1
```

```
&AUTHPARAMS
```

## Sample Response

```
<AllocateHostsResponse xmlns="http://ec2.amazonaws.com/doc/2016-11-15/">
  <requestId>d4904fd9-82c2-4ea5-adfe-a9cc3EXAMPLE</requestId>
  <hostIdSet>
    <item>h-00548908djdsgfs</item>
  </hostIdSet>
</AllocateHostsResponse>
```

## Example 2

This example allocates a Dedicated Host to your account, on to which you can launch multiple instance types in the m5 instance family.

## Sample Request

```
https://ec2.amazonaws.com/?Action=AllocateHosts
&AvailabilityZone=us-east-1b
&InstanceFamily=m5
&Quantity=1
&AUTHPARAMS
```

## Sample Response

```
<AllocateHostsResponse xmlns="http://ec2.amazonaws.com/doc/2016-11-15/">
  <requestId>d4904fd9-82c2-4ea5-adfe-a9cc3EXAMPLE</requestId>
  <hostIdSet>
    <item>h-00548908djdsgfs</item>
  </hostIdSet>
</AllocateHostsResponse>
```

## Example 3

This example allocates a Dedicated Host to your account with host recovery on.

## Sample Request

```
https://ec2.amazonaws.com/?Action=AllocateHosts
```

```
&AvailabilityZone=us-east-1b
&InstanceType=m5.large
&Quantity=1
&HostRecovery=on
&AUTHPARAMS
```

## Sample Response

```
<AllocateHostsResponse xmlns="http://ec2.amazonaws.com/doc/2016-11-15/">
  <requestId>d4904fd9-82c2-4ea5-adfe-a9cc3EXAMPLE</requestId>
  <hostIdSet>
    <item>h-00548908djdsgfs</item>
  </hostIdSet>
</AllocateHostsResponse>
```

## Example 4

This example allocates a Dedicated Host to your account with auto-placement off.

## Sample Request

```
https://ec2.amazonaws.com/?Action=AllocateHosts
&AvailabilityZone=us-east-1b
&InstanceFamily=m5
&Quantity=1
&AutoPlacement=off
&AUTHPARAMS
```

## Sample Response

```
<AllocateHostsResponse xmlns="http://ec2.amazonaws.com/doc/2016-11-15/">
  <requestId>d4904fd9-82c2-4ea5-adfe-a9cc3EXAMPLE</requestId>
  <hostIdSet>
    <item>h-00548908djdsgfs</item>
  </hostIdSet>
</AllocateHostsResponse>
```

## Example 5

This example allocates a Dedicated Host to your account, on to which you can launch only m5.2xlarge instances, and applies a tag with a key of purpose and a value of production.

## Sample Request

```
https://ec2.amazonaws.com/?Action=AllocateHosts
&AvailabilityZone=us-east-1b
&InstanceType=m5.2xlarge
&Quantity=1
&TagSpecification.1.ResourceType=dedicated-host
&TagSpecification.1.Tag.1.Key=purpose
&TagSpecification.1.Tag.1.Value=production
&AUTHPARAMS
```

## See Also

For more information about using this API in one of the language-specific AWS SDKs, see the following:

- [AWS Command Line Interface](#)
- [AWS SDK for .NET](#)
- [AWS SDK for C++](#)
- [AWS SDK for Go v2](#)
- [AWS SDK for Java V2](#)
- [AWS SDK for JavaScript V3](#)
- [AWS SDK for PHP V3](#)
- [AWS SDK for Python](#)
- [AWS SDK for Ruby V3](#)

# AllocateIpamPoolCidr

Allocate a CIDR from an IPAM pool. The Region you use should be the IPAM pool locale. The locale is the AWS Region where this IPAM pool is available for allocations.

In IPAM, an allocation is a CIDR assignment from an IPAM pool to another IPAM pool or to a resource. For more information, see [Allocate CIDRs](#) in the *Amazon VPC IPAM User Guide*.

## Note

This action creates an allocation with strong consistency. The returned CIDR will not overlap with any other allocations from the same pool.

## Request Parameters

The following parameters are for this specific action. For more information about required and optional parameters that are common to all actions, see [Common Query Parameters](#).

### AllowedCidr.N

Include a particular CIDR range that can be returned by the pool. Allowed CIDRs are only allowed if using netmask length for allocation.

Type: Array of strings

Required: No

### Cidr

The CIDR you would like to allocate from the IPAM pool. Note the following:

- If there is no DefaultNetmaskLength allocation rule set on the pool, you must specify either the NetmaskLength or the CIDR.
- If the DefaultNetmaskLength allocation rule is set on the pool, you can specify either the NetmaskLength or the CIDR and the DefaultNetmaskLength allocation rule will be ignored.

Possible values: Any available IPv4 or IPv6 CIDR.

Type: String

Required: No

### **ClientToken**

A unique, case-sensitive identifier that you provide to ensure the idempotency of the request. For more information, see [Ensuring idempotency](#).

Type: String

Required: No

### **Description**

A description for the allocation.

Type: String

Required: No

### **DisallowedCidr.N**

Exclude a particular CIDR range from being returned by the pool. Disallowed CIDRs are only allowed if using netmask length for allocation.

Type: Array of strings

Required: No

### **DryRun**

A check for whether you have the required permissions for the action without actually making the request and provides an error response. If you have the required permissions, the error response is `DryRunOperation`. Otherwise, it is `UnauthorizedOperation`.

Type: Boolean

Required: No

### **IpamPoolId**

The ID of the IPAM pool from which you would like to allocate a CIDR.

Type: String

Required: Yes

## NetmaskLength

The netmask length of the CIDR you would like to allocate from the IPAM pool. Note the following:

- If there is no DefaultNetmaskLength allocation rule set on the pool, you must specify either the NetmaskLength or the CIDR.
- If the DefaultNetmaskLength allocation rule is set on the pool, you can specify either the NetmaskLength or the CIDR and the DefaultNetmaskLength allocation rule will be ignored.

Possible netmask lengths for IPv4 addresses are 0 - 32. Possible netmask lengths for IPv6 addresses are 0 - 128.

Type: Integer

Required: No

## PreviewNextCidr

A preview of the next available CIDR in a pool.

Type: Boolean

Required: No

## Response Elements

The following elements are returned by the service.

### ipamPoolAllocation

Information about the allocation created.

Type: [IpamPoolAllocation](#) object

### requestId

The ID of the request.

Type: String

## Errors

For information about the errors that are common to all actions, see [Common client error codes](#).



## See Also

For more information about using this API in one of the language-specific AWS SDKs, see the following:

- [AWS Command Line Interface](#)
- [AWS SDK for .NET](#)
- [AWS SDK for C++](#)
- [AWS SDK for Go v2](#)
- [AWS SDK for Java V2](#)
- [AWS SDK for JavaScript V3](#)
- [AWS SDK for PHP V3](#)
- [AWS SDK for Python](#)
- [AWS SDK for Ruby V3](#)

# ApplySecurityGroupsToClientVpnTargetNetwork

Applies a security group to the association between the target network and the Client VPN endpoint. This action replaces the existing security groups with the specified security groups.

## Request Parameters

The following parameters are for this specific action. For more information about required and optional parameters that are common to all actions, see [Common Query Parameters](#).

### ClientVpnEndpointId

The ID of the Client VPN endpoint.

Type: String

Required: Yes

### DryRun

Checks whether you have the required permissions for the action, without actually making the request, and provides an error response. If you have the required permissions, the error response is `DryRunOperation`. Otherwise, it is `UnauthorizedOperation`.

Type: Boolean

Required: No

### SecurityGroupIds

The IDs of the security groups to apply to the associated target network. Up to 5 security groups can be applied to an associated target network.

Type: Array of strings

Required: Yes

### VpcId

The ID of the VPC in which the associated target network is located.

Type: String

Required: Yes

## Response Elements

The following elements are returned by the service.

### **requestId**

The ID of the request.

Type: String

### **securityGroupIds**

The IDs of the applied security groups.

Type: Array of strings

## Errors

For information about the errors that are common to all actions, see [Common client error codes](#).

## Examples

### Example

This example applies a security group to a Client VPN endpoint.

### Sample Request

```
https://ec2.amazonaws.com/?Action=ApplySecurityGroupsToClientVpnTargetNetwork
&ClientVpnEndpointId=cvpn-endpoint-00c5d11fc4EXAMPLE
&SecurityGroupId=sg-0618575f05EXAMPLE
&VpcId=vpc-3db97056EXAMPLE
&AUTHPARAMS
```

### Sample Response

```
<ApplySecurityGroupsToClientVpnTargetNetworkResponse xmlns="http://ec2.amazonaws.com/
doc/2016-11-15/">
  <requestId>5ef84b7f-505e-4e39-80cd-a11dbEXAMPLE</requestId>
  <securityGroupIds>
    <item>sg-0618575f05EXAMPLE</item>
  </securityGroupIds>
```

```
</ApplySecurityGroupsToClientVpnTargetNetworkResponse>
```

## See Also

For more information about using this API in one of the language-specific AWS SDKs, see the following:

- [AWS Command Line Interface](#)
- [AWS SDK for .NET](#)
- [AWS SDK for C++](#)
- [AWS SDK for Go v2](#)
- [AWS SDK for Java V2](#)
- [AWS SDK for JavaScript V3](#)
- [AWS SDK for PHP V3](#)
- [AWS SDK for Python](#)
- [AWS SDK for Ruby V3](#)

# AssignIpv6Addresses

Assigns one or more IPv6 addresses to the specified network interface. You can specify one or more specific IPv6 addresses, or you can specify the number of IPv6 addresses to be automatically assigned from within the subnet's IPv6 CIDR block range. You can assign as many IPv6 addresses to a network interface as you can assign private IPv4 addresses, and the limit varies per instance type.

You must specify either the IPv6 addresses or the IPv6 address count in the request.

You can optionally use Prefix Delegation on the network interface. You must specify either the IPv6 Prefix Delegation prefixes, or the IPv6 Prefix Delegation count. For information, see [Assigning prefixes to network interfaces](#) in the *Amazon EC2 User Guide*.

## Request Parameters

The following parameters are for this specific action. For more information about required and optional parameters that are common to all actions, see [Common Query Parameters](#).

### **Ipv6AddressCount**

The number of additional IPv6 addresses to assign to the network interface. The specified number of IPv6 addresses are assigned in addition to the existing IPv6 addresses that are already assigned to the network interface. Amazon EC2 automatically selects the IPv6 addresses from the subnet range. You can't use this option if specifying specific IPv6 addresses.

Type: Integer

Required: No

### **Ipv6Addresses.N**

The IPv6 addresses to be assigned to the network interface. You can't use this option if you're specifying a number of IPv6 addresses.

Type: Array of strings

Required: No

### **Ipv6Prefix.N**

One or more IPv6 prefixes assigned to the network interface. You cannot use this option if you use the `Ipv6PrefixCount` option.

Type: Array of strings

Required: No

### **Ipv6PrefixCount**

The number of IPv6 prefixes that AWS automatically assigns to the network interface. You cannot use this option if you use the `Ipv6Prefixes` option.

Type: Integer

Required: No

### **NetworkInterfaceId**

The ID of the network interface.

Type: String

Required: Yes

## **Response Elements**

The following elements are returned by the service.

### **assignedIpv6Addresses**

The new IPv6 addresses assigned to the network interface. Existing IPv6 addresses that were assigned to the network interface before the request are not included.

Type: Array of strings

### **assignedIpv6PrefixSet**

The IPv6 prefixes that are assigned to the network interface.

Type: Array of strings

### **networkInterfaceId**

The ID of the network interface.

Type: String

## requestId

The ID of the request.

Type: String

## Errors

For information about the errors that are common to all actions, see [Common client error codes](#).

## Examples

### Example 1

This example assigns two IPv6 addresses (2001:db8:1234:1a00::123 and 2001:db8:1234:1a00::456) to the specified network interface.

### Sample Request

```
https://ec2.amazonaws.com/?Action=AssignIpv6Addresses
&NetworkInterfaceId=eni-d83388b1
&Ipv6Addresses.1=2001:db8:1234:1a00::123
&Ipv6Addresses.2=2001:db8:1234:1a00::456
&AUTHPARAMS
```

### Sample Response

```
<AssignIpv6AddressesResponse xmlns="http://ec2.amazonaws.com/doc/2016-11-15/">
  <requestId>c36d17eb-a0ba-4d38-8727-example</requestId>
  <networkInterfaceId>eni-d83388b1</networkInterfaceId>
  <assignedIpv6Addresses>
    <item>2001:db8:1234:1a00::123</item>
    <item>2001:db8:1234:1a00::456</item>
  </assignedIpv6Addresses>
</AssignIpv6AddressesResponse>
```

### Example 2

This example assigns two IPv6 addresses to the specified network interface. Amazon EC2 automatically assigns the addresses from the available IPv6 addresses within the subnet's IPv6 CIDR block range.

## Sample Request

```
https://ec2.amazonaws.com/?Action=AssignIpv6Addresses
&NetworkInterfaceId=eni-d83388b1
&Ipv6AddressCount=2
&AUTHPARAMS
```

## Sample Response

```
<AssignIpv6AddressesResponse xmlns="http://ec2.amazonaws.com/doc/2016-11-15/">
  <requestId>c36d17eb-a0ba-4d38-8727-example</requestId>
  <networkInterfaceId>eni-d83388b1</networkInterfaceId>
  <assignedIpv6Addresses>
    <item>2001:db8:1234:1a00:3304:8879:34cf:4071</item>
    <item>2002:db8:1234:1a00:9691:9503:25ad:1761</item>
  </assignedIpv6Addresses>
</AssignIpv6AddressesResponse>
```

## See Also

For more information about using this API in one of the language-specific AWS SDKs, see the following:

- [AWS Command Line Interface](#)
- [AWS SDK for .NET](#)
- [AWS SDK for C++](#)
- [AWS SDK for Go v2](#)
- [AWS SDK for Java V2](#)
- [AWS SDK for JavaScript V3](#)
- [AWS SDK for PHP V3](#)
- [AWS SDK for Python](#)
- [AWS SDK for Ruby V3](#)



# AssignPrivateIpAddresses

Assigns one or more secondary private IP addresses to the specified network interface.

You can specify one or more specific secondary IP addresses, or you can specify the number of secondary IP addresses to be automatically assigned within the subnet's CIDR block range. The number of secondary IP addresses that you can assign to an instance varies by instance type. For more information about Elastic IP addresses, see [Elastic IP Addresses](#) in the *Amazon EC2 User Guide*.

When you move a secondary private IP address to another network interface, any Elastic IP address that is associated with the IP address is also moved.

Remapping an IP address is an asynchronous operation. When you move an IP address from one network interface to another, check `network/interfaces/mac/mac/local-ipv4s` in the instance metadata to confirm that the remapping is complete.

You must specify either the IP addresses or the IP address count in the request.

You can optionally use Prefix Delegation on the network interface. You must specify either the IPv4 Prefix Delegation prefixes, or the IPv4 Prefix Delegation count. For information, see [Assigning prefixes to network interfaces](#) in the *Amazon EC2 User Guide*.

## Request Parameters

The following parameters are for this specific action. For more information about required and optional parameters that are common to all actions, see [Common Query Parameters](#).

### AllowReassignment

Indicates whether to allow an IP address that is already assigned to another network interface or instance to be reassigned to the specified network interface.

Type: Boolean

Required: No

### Ipv4Prefix.N

One or more IPv4 prefixes assigned to the network interface. You cannot use this option if you use the `Ipv4PrefixCount` option.

Type: Array of strings

Required: No

### **Ipv4PrefixCount**

The number of IPv4 prefixes that AWS automatically assigns to the network interface. You cannot use this option if you use the Ipv4 Prefixes option.

Type: Integer

Required: No

### **NetworkInterfaceId**

The ID of the network interface.

Type: String

Required: Yes

### **PrivateIpAddress.N**

The IP addresses to be assigned as a secondary private IP address to the network interface. You can't specify this parameter when also specifying a number of secondary IP addresses.

If you don't specify an IP address, Amazon EC2 automatically selects an IP address within the subnet range.

Type: Array of strings

Required: No

### **SecondaryPrivateIpAddressCount**

The number of secondary IP addresses to assign to the network interface. You can't specify this parameter when also specifying private IP addresses.

Type: Integer

Required: No

## **Response Elements**

The following elements are returned by the service.

## assignedIpv4PrefixSet

The IPv4 prefixes that are assigned to the network interface.

Type: Array of [Ipv4PrefixSpecification](#) objects

## assignedPrivateIpAddressesSet

The private IP addresses assigned to the network interface.

Type: Array of [AssignedPrivateIpAddress](#) objects

## networkInterfaceId

The ID of the network interface.

Type: String

## requestId

The ID of the request.

Type: String

## Errors

For information about the errors that are common to all actions, see [Common client error codes](#).

## Examples

### Example 1

This example assigns two secondary private IP addresses (10.0.2.1 and 10.0.2.11) to the specified network interface.

### Sample Request

```
https://ec2.amazonaws.com/?Action=AssignPrivateIpAddresses
&NetworkInterfaceId=eni-d83388b1
&PrivateIpAddress.1=10.0.2.1
&PrivateIpAddress.2=10.0.2.11
&AUTHPARAMS
```

## Sample Response

```
<AssignPrivateIpAddressesResponse xmlns="http://ec2.amazonaws.com/doc/2016-11-15/">
  <requestId>3fb591ba-558c-48f8-ae6b-c2f9d6d06425</requestId>
  <networkInterfaceId>eni-01d32da61c165ac3e</networkInterfaceId>
  <assignedPrivateIpAddressesSet>
    <item>
      <privateIpAddress>10.2.2.1</privateIpAddress>
    </item>
    <item>
      <privateIpAddress>10.2.2.11</privateIpAddress>
    </item>
  </assignedPrivateIpAddressesSet>
  <return>true</return>
</AssignPrivateIpAddressesResponse>
```

## Example 2

This example assigns two secondary private IP addresses to the specified network interface. Amazon EC2 automatically assigns these IP addresses from the available IP addresses within the subnet's CIDR block range.

## Sample Request

```
https://ec2.amazonaws.com/?Action=AssignPrivateIpAddresses
&NetworkInterfaceId=eni-d83388b1
&SecondaryPrivateIpAddressCount=2
&AUTHPARAMS
```

## Sample Response

```
<AssignPrivateIpAddressesResponse xmlns="http://ec2.amazonaws.com/doc/2016-11-15/">
  <requestId>3fb591ba-558c-48f8-ae6b-c2f9d6d06425</requestId>
  <networkInterfaceId>eni-01d32da61c165ac3e</networkInterfaceId>
  <assignedPrivateIpAddressesSet>
    <item>
      <privateIpAddress>10.2.2.7</privateIpAddress>
    </item>
    <item>
      <privateIpAddress>10.2.2.5</privateIpAddress>
    </item>
  </assignedPrivateIpAddressesSet>
```

```
<return>true</return>
</AssignPrivateIpAddressesResponse>
```

## See Also

For more information about using this API in one of the language-specific AWS SDKs, see the following:

- [AWS Command Line Interface](#)
- [AWS SDK for .NET](#)
- [AWS SDK for C++](#)
- [AWS SDK for Go v2](#)
- [AWS SDK for Java V2](#)
- [AWS SDK for JavaScript V3](#)
- [AWS SDK for PHP V3](#)
- [AWS SDK for Python](#)
- [AWS SDK for Ruby V3](#)

# AssignPrivateNatGatewayAddress

Assigns private IPv4 addresses to a private NAT gateway. For more information, see [Work with NAT gateways](#) in the *Amazon VPC User Guide*.

## Request Parameters

The following parameters are for this specific action. For more information about required and optional parameters that are common to all actions, see [Common Query Parameters](#).

### DryRun

Checks whether you have the required permissions for the action, without actually making the request, and provides an error response. If you have the required permissions, the error response is `DryRunOperation`. Otherwise, it is `UnauthorizedOperation`.

Type: Boolean

Required: No

### NatGatewayId

The ID of the NAT gateway.

Type: String

Required: Yes

### PrivateIpAddresses.N

The private IPv4 addresses you want to assign to the private NAT gateway.

Type: Array of strings

Required: No

### PrivateIpAddressCount

The number of private IP addresses to assign to the NAT gateway. You can't specify this parameter when also specifying private IP addresses.

Type: Integer

Valid Range: Minimum value of 1. Maximum value of 31.

Required: No

## Response Elements

The following elements are returned by the service.

### **natGatewayAddressSet**

NAT gateway IP addresses.

Type: Array of [NatGatewayAddress](#) objects

### **natGatewayId**

The ID of the NAT gateway.

Type: String

### **requestId**

The ID of the request.

Type: String

## Errors

For information about the errors that are common to all actions, see [Common client error codes](#).

## See Also

For more information about using this API in one of the language-specific AWS SDKs, see the following:

- [AWS Command Line Interface](#)
- [AWS SDK for .NET](#)
- [AWS SDK for C++](#)
- [AWS SDK for Go v2](#)
- [AWS SDK for Java V2](#)
- [AWS SDK for JavaScript V3](#)
- [AWS SDK for PHP V3](#)

- [AWS SDK for Python](#)
- [AWS SDK for Ruby V3](#)



# AssociateAddress

Associates an Elastic IP address, or carrier IP address (for instances that are in subnets in Wavelength Zones) with an instance or a network interface. Before you can use an Elastic IP address, you must allocate it to your account.

If the Elastic IP address is already associated with a different instance, it is disassociated from that instance and associated with the specified instance. If you associate an Elastic IP address with an instance that has an existing Elastic IP address, the existing address is disassociated from the instance, but remains allocated to your account.

[Subnets in Wavelength Zones] You can associate an IP address from the telecommunication carrier to the instance or network interface.

You cannot associate an Elastic IP address with an interface in a different network border group.

## Important

This is an idempotent operation. If you perform the operation more than once, Amazon EC2 doesn't return an error, and you may be charged for each time the Elastic IP address is remapped to the same instance. For more information, see the *Elastic IP Addresses* section of [Amazon EC2 Pricing](#).

## Request Parameters

The following parameters are for this specific action. For more information about required and optional parameters that are common to all actions, see [Common Query Parameters](#).

### AllocationId

The allocation ID. This is required.

Type: String

Required: No

### AllowReassociation

Reassociation is automatic, but you can specify false to ensure the operation fails if the Elastic IP address is already associated with another resource.

Type: Boolean

Required: No

### **DryRun**

Checks whether you have the required permissions for the action, without actually making the request, and provides an error response. If you have the required permissions, the error response is `DryRunOperation`. Otherwise, it is `UnauthorizedOperation`.

Type: Boolean

Required: No

### **InstanceId**

The ID of the instance. The instance must have exactly one attached network interface. You can specify either the instance ID or the network interface ID, but not both.

Type: String

Required: No

### **NetworkInterfaceId**

The ID of the network interface. If the instance has more than one network interface, you must specify a network interface ID.

You can specify either the instance ID or the network interface ID, but not both.

Type: String

Required: No

### **PrivateIpAddress**

The primary or secondary private IP address to associate with the Elastic IP address. If no private IP address is specified, the Elastic IP address is associated with the primary private IP address.

Type: String

Required: No

## PublicIp

Deprecated.

Type: String

Required: No

## Response Elements

The following elements are returned by the service.

### associationId

The ID that represents the association of the Elastic IP address with an instance.

Type: String

### requestId

The ID of the request.

Type: String

## Errors

For information about the errors that are common to all actions, see [Common client error codes](#).

## Examples

### Example

This example request associates a Elastic IP address with an instance. The `AllowReassignment` parameter allows the Elastic IP address to be associated with the specified instance even if it's already associated with a different instance or a network interface.

### Sample Request

```
https://ec2.amazonaws.com/?Action=AssociateAddress
&InstanceId=i-0598c7d356eba48d7
&AllocationId=eipalloc-5723d13e
```

```
&AllowReassignment=true  
&AUTHPARAMS
```

## Sample Response

```
<AssociateAddressResponse xmlns="http://ec2.amazonaws.com/doc/2016-11-15/">  
  <requestId>59dbff89-35bd-4eac-99ed-be587EXAMPLE</requestId>  
  <return>true</return>  
  <associationId>eipassoc-fc5ca095</associationId>  
</AssociateAddressResponse>
```

## See Also

For more information about using this API in one of the language-specific AWS SDKs, see the following:

- [AWS Command Line Interface](#)
- [AWS SDK for .NET](#)
- [AWS SDK for C++](#)
- [AWS SDK for Go v2](#)
- [AWS SDK for Java V2](#)
- [AWS SDK for JavaScript V3](#)
- [AWS SDK for PHP V3](#)
- [AWS SDK for Python](#)
- [AWS SDK for Ruby V3](#)

# AssociateClientVpnTargetNetwork

Associates a target network with a Client VPN endpoint. A target network is a subnet in a VPC. You can associate multiple subnets from the same VPC with a Client VPN endpoint. You can associate only one subnet in each Availability Zone. We recommend that you associate at least two subnets to provide Availability Zone redundancy.

If you specified a VPC when you created the Client VPN endpoint or if you have previous subnet associations, the specified subnet must be in the same VPC. To specify a subnet that's in a different VPC, you must first modify the Client VPN endpoint ([ModifyClientVpnEndpoint](#)) and change the VPC that's associated with it.

## Request Parameters

The following parameters are for this specific action. For more information about required and optional parameters that are common to all actions, see [Common Query Parameters](#).

### ClientToken

Unique, case-sensitive identifier that you provide to ensure the idempotency of the request. For more information, see [Ensuring idempotency](#).

Type: String

Required: No

### ClientVpnEndpointId

The ID of the Client VPN endpoint.

Type: String

Required: Yes

### DryRun

Checks whether you have the required permissions for the action, without actually making the request, and provides an error response. If you have the required permissions, the error response is `DryRunOperation`. Otherwise, it is `UnauthorizedOperation`.

Type: Boolean

Required: No

## SubnetId

The ID of the subnet to associate with the Client VPN endpoint.

Type: String

Required: Yes

## Response Elements

The following elements are returned by the service.

### associationId

The unique ID of the target network association.

Type: String

### requestId

The ID of the request.

Type: String

### status

The current state of the target network association.

Type: [AssociationStatus](#) object

## Errors

For information about the errors that are common to all actions, see [Common client error codes](#).

## Examples

### Example

This example associates a subnet with a Client VPN endpoint.

### Sample Request

```
https://ec2.amazonaws.com/?Action=AssociateClientVpnTargetNetwork
```

```
&ClientVpnEndpointId=cvpn-endpoint-00c5d11fc4EXAMPLE  
&SubnetId=subnet-057fa0918fEXAMPLE  
&AUTHPARAMS
```

## Sample Response

```
<AssociateClientVpnTargetNetworkResponse xmlns="http://ec2.amazonaws.com/  
doc/2016-11-15/">  
  <requestId>7d1f819b-7f2a-4f81-aabf-81caeEXAMPLE</requestId>  
  <status>  
    <code>associating</code>  
  </status>  
  <associationId>cvpn-assoc-0822b0983cEXAMPLE</associationId>  
</AssociateClientVpnTargetNetworkResponse>
```

## See Also

For more information about using this API in one of the language-specific AWS SDKs, see the following:

- [AWS Command Line Interface](#)
- [AWS SDK for .NET](#)
- [AWS SDK for C++](#)
- [AWS SDK for Go v2](#)
- [AWS SDK for Java V2](#)
- [AWS SDK for JavaScript V3](#)
- [AWS SDK for PHP V3](#)
- [AWS SDK for Python](#)
- [AWS SDK for Ruby V3](#)

# AssociateDhcpOptions

Associates a set of DHCP options (that you've previously created) with the specified VPC, or associates no DHCP options with the VPC.

After you associate the options with the VPC, any existing instances and all new instances that you launch in that VPC use the options. You don't need to restart or relaunch the instances. They automatically pick up the changes within a few hours, depending on how frequently the instance renews its DHCP lease. You can explicitly renew the lease using the operating system on the instance.

For more information, see [DHCP option sets](#) in the *Amazon VPC User Guide*.

## Request Parameters

The following parameters are for this specific action. For more information about required and optional parameters that are common to all actions, see [Common Query Parameters](#).

### DhcpOptionsId

The ID of the DHCP options set, or default to associate no DHCP options with the VPC.

Type: String

Required: Yes

### DryRun

Checks whether you have the required permissions for the action, without actually making the request, and provides an error response. If you have the required permissions, the error response is `DryRunOperation`. Otherwise, it is `UnauthorizedOperation`.

Type: Boolean

Required: No

### VpcId

The ID of the VPC.

Type: String

Required: Yes



## Response Elements

The following elements are returned by the service.

### **requestId**

The ID of the request.

Type: String

### **return**

Is `true` if the request succeeds, and an error otherwise.

Type: Boolean

## Errors

For information about the errors that are common to all actions, see [Common client error codes](#).

## Examples

### Example 1

This example associates the DHCP options with the ID `dopt-7a8b9c2d` with the VPC with the ID `vpc-1a2b3c4d`.

### Sample Request

```
https://ec2.amazonaws.com/?Action=AssociateDhcpOptions
&DhcpOptionsId=dopt-7a8b9c2d
&VpcId=vpc-1a2b3c4d
&AUTHPARAMS
```

### Sample Response

```
<AssociateDhcpOptionsResponse xmlns="http://ec2.amazonaws.com/doc/2016-11-15/">
  <requestId>7a62c49f-347e-4fc4-9331-6e8eEXAMPLE</requestId>
  <return>>true</return>
</AssociateDhcpOptionsResponse>
```

## Example 2

This example changes the VPC with the ID `vpc-1a2b3c4d` to have no associated DHCP options set.

### Sample Request

```
https://ec2.amazonaws.com/?Action=AssociateDhcpOptions
&DhcpOptionsId=default
&VpcId=vpc-1a2b3c4d
&AUTHPARAMS
```

### Sample Response

```
<AssociateDhcpOptionsResponse xmlns="http://ec2.amazonaws.com/doc/2016-11-15/">
  <requestId>7a62c49f-347e-4fc4-9331-6e8eEXAMPLE</requestId>
  <return>>true</return>
</AssociateDhcpOptionsResponse>
```

## See Also

For more information about using this API in one of the language-specific AWS SDKs, see the following:

- [AWS Command Line Interface](#)
- [AWS SDK for .NET](#)
- [AWS SDK for C++](#)
- [AWS SDK for Go v2](#)
- [AWS SDK for Java V2](#)
- [AWS SDK for JavaScript V3](#)
- [AWS SDK for PHP V3](#)
- [AWS SDK for Python](#)
- [AWS SDK for Ruby V3](#)

## AssociateEnclaveCertificateIamRole

Associates an AWS Identity and Access Management (IAM) role with an AWS Certificate Manager (ACM) certificate. This enables the certificate to be used by the ACM for Nitro Enclaves application inside an enclave. For more information, see [AWS Certificate Manager for Nitro Enclaves](#) in the *AWS Nitro Enclaves User Guide*.

When the IAM role is associated with the ACM certificate, the certificate, certificate chain, and encrypted private key are placed in an Amazon S3 location that only the associated IAM role can access. The private key of the certificate is encrypted with an AWS managed key that has an attached attestation-based key policy.

To enable the IAM role to access the Amazon S3 object, you must grant it permission to call `s3:GetObject` on the Amazon S3 bucket returned by the command. To enable the IAM role to access the KMS key, you must grant it permission to call `kms:Decrypt` on the KMS key returned by the command. For more information, see [Grant the role permission to access the certificate and encryption key](#) in the *AWS Nitro Enclaves User Guide*.

### Request Parameters

The following parameters are for this specific action. For more information about required and optional parameters that are common to all actions, see [Common Query Parameters](#).

#### CertificateArn

The ARN of the ACM certificate with which to associate the IAM role.

Type: String

Required: Yes

#### DryRun

Checks whether you have the required permissions for the action, without actually making the request, and provides an error response. If you have the required permissions, the error response is `DryRunOperation`. Otherwise, it is `UnauthorizedOperation`.

Type: Boolean

Required: No

## RoleArn

The ARN of the IAM role to associate with the ACM certificate. You can associate up to 16 IAM roles with an ACM certificate.

Type: String

Required: Yes

## Response Elements

The following elements are returned by the service.

### **certificateS3BucketName**

The name of the Amazon S3 bucket to which the certificate was uploaded.

Type: String

### **certificateS3ObjectKey**

The Amazon S3 object key where the certificate, certificate chain, and encrypted private key bundle are stored. The object key is formatted as follows: `role_arn/certificate_arn`.

Type: String

### **encryptionKmsKeyId**

The ID of the KMS key used to encrypt the private key of the certificate.

Type: String

### **requestId**

The ID of the request.

Type: String

## Errors

For information about the errors that are common to all actions, see [Common client error codes](#).

## See Also

For more information about using this API in one of the language-specific AWS SDKs, see the following:

- [AWS Command Line Interface](#)
- [AWS SDK for .NET](#)
- [AWS SDK for C++](#)
- [AWS SDK for Go v2](#)
- [AWS SDK for Java V2](#)
- [AWS SDK for JavaScript V3](#)
- [AWS SDK for PHP V3](#)
- [AWS SDK for Python](#)
- [AWS SDK for Ruby V3](#)

# AssociateIamInstanceProfile

Associates an IAM instance profile with a running or stopped instance. You cannot associate more than one IAM instance profile with an instance.

## Request Parameters

The following parameters are for this specific action. For more information about required and optional parameters that are common to all actions, see [Common Query Parameters](#).

### iamInstanceProfile

The IAM instance profile.

Type: [IamInstanceProfileSpecification](#) object

Required: Yes

### InstanceId

The ID of the instance.

Type: String

Required: Yes

## Response Elements

The following elements are returned by the service.

### iamInstanceProfileAssociation

Information about the IAM instance profile association.

Type: [IamInstanceProfileAssociation](#) object

### requestId

The ID of the request.

Type: String

## Errors

For information about the errors that are common to all actions, see [Common client error codes](#).

## Examples

### Example

This example associates the IAM instance profile with the specified instance.

### Sample Request

```
https://ec2.amazonaws.com/?Action=AssociateIamInstanceProfile
&InstanceId=i-1234567890abcdef0
&IamInstanceProfile.Name=AdminProfile
&AUTHPARAMS
```

### Sample Response

```
<AssociateIamInstanceProfileResponse xmlns="http://ec2.amazonaws.com/doc/2016-11-15/">
  <requestId>e10deef-7cda-48e7-950b-example</requestId>
  <iamInstanceProfileAssociation>
    <associationId>iip-assoc-0750e3af14e2b40ad</associationId>
    <iamInstanceProfile>
      <arn>arn:aws:iam::123456789012:instance-profile/AdminProfile</arn>
      <id>AIPAJEDNCAA64SSD265D6</id>
    </iamInstanceProfile>
    <instanceId>i-1234567890abcdef0</instanceId>
    <state>associating</state>
  </iamInstanceProfileAssociation>
</AssociateIamInstanceProfileResponse>
```

## See Also

For more information about using this API in one of the language-specific AWS SDKs, see the following:

- [AWS Command Line Interface](#)
- [AWS SDK for .NET](#)
- [AWS SDK for C++](#)

- [AWS SDK for Go v2](#)
- [AWS SDK for Java V2](#)
- [AWS SDK for JavaScript V3](#)
- [AWS SDK for PHP V3](#)
- [AWS SDK for Python](#)
- [AWS SDK for Ruby V3](#)



# AssociateInstanceEventWindow

Associates one or more targets with an event window. Only one type of target (instance IDs, Dedicated Host IDs, or tags) can be specified with an event window.

For more information, see [Define event windows for scheduled events](#) in the *Amazon EC2 User Guide*.

## Request Parameters

The following parameters are for this specific action. For more information about required and optional parameters that are common to all actions, see [Common Query Parameters](#).

### AssociationTarget

One or more targets associated with the specified event window.

Type: [InstanceEventWindowAssociationRequest](#) object

Required: Yes

### DryRun

Checks whether you have the required permissions for the action, without actually making the request, and provides an error response. If you have the required permissions, the error response is `DryRunOperation`. Otherwise, it is `UnauthorizedOperation`.

Type: Boolean

Required: No

### InstanceEventWindowId

The ID of the event window.

Type: String

Required: Yes

## Response Elements

The following elements are returned by the service.

## instanceEventWindow

Information about the event window.

Type: [InstanceEventWindow](#) object

### requestId

The ID of the request.

Type: String

## Errors

For information about the errors that are common to all actions, see [Common client error codes](#).

## See Also

For more information about using this API in one of the language-specific AWS SDKs, see the following:

- [AWS Command Line Interface](#)
- [AWS SDK for .NET](#)
- [AWS SDK for C++](#)
- [AWS SDK for Go v2](#)
- [AWS SDK for Java V2](#)
- [AWS SDK for JavaScript V3](#)
- [AWS SDK for PHP V3](#)
- [AWS SDK for Python](#)
- [AWS SDK for Ruby V3](#)

# AssociateIpamByoasn

Associates your Autonomous System Number (ASN) with a BYOIP CIDR that you own in the same AWS Region. For more information, see [Tutorial: Bring your ASN to IPAM](#) in the *Amazon VPC IPAM guide*.

After the association succeeds, the ASN is eligible for advertisement. You can view the association with [DescribeByoipCidrs](#). You can advertise the CIDR with [AdvertiseByoipCidr](#).

## Request Parameters

The following parameters are for this specific action. For more information about required and optional parameters that are common to all actions, see [Common Query Parameters](#).

### Asn

A public 2-byte or 4-byte ASN.

Type: String

Required: Yes

### Cidr

The BYOIP CIDR you want to associate with an ASN.

Type: String

Required: Yes

### DryRun

Checks whether you have the required permissions for the action, without actually making the request, and provides an error response. If you have the required permissions, the error response is `DryRunOperation`. Otherwise, it is `UnauthorizedOperation`.

Type: Boolean

Required: No

## Response Elements

The following elements are returned by the service.

## asnAssociation

The ASN and BYOIP CIDR association.

Type: [AsnAssociation](#) object

### requestId

The ID of the request.

Type: String

## Errors

For information about the errors that are common to all actions, see [Common client error codes](#).

## See Also

For more information about using this API in one of the language-specific AWS SDKs, see the following:

- [AWS Command Line Interface](#)
- [AWS SDK for .NET](#)
- [AWS SDK for C++](#)
- [AWS SDK for Go v2](#)
- [AWS SDK for Java V2](#)
- [AWS SDK for JavaScript V3](#)
- [AWS SDK for PHP V3](#)
- [AWS SDK for Python](#)
- [AWS SDK for Ruby V3](#)

# AssociateIpamResourceDiscovery

Associates an IPAM resource discovery with an Amazon VPC IPAM. A resource discovery is an IPAM component that enables IPAM to manage and monitor resources that belong to the owning account.

## Request Parameters

The following parameters are for this specific action. For more information about required and optional parameters that are common to all actions, see [Common Query Parameters](#).

### ClientToken

A client token.

Type: String

Required: No

### DryRun

A check for whether you have the required permissions for the action without actually making the request and provides an error response. If you have the required permissions, the error response is `DryRunOperation`. Otherwise, it is `UnauthorizedOperation`.

Type: Boolean

Required: No

### IpamId

An IPAM ID.

Type: String

Required: Yes

### IpamResourceDiscoveryId

A resource discovery ID.

Type: String

Required: Yes

## TagSpecification.N

Tag specifications.

Type: Array of [TagSpecification](#) objects

Required: No

## Response Elements

The following elements are returned by the service.

### ipamResourceDiscoveryAssociation

A resource discovery association. An associated resource discovery is a resource discovery that has been associated with an IPAM.

Type: [ipamResourceDiscoveryAssociation](#) object

### requestId

The ID of the request.

Type: String

## Errors

For information about the errors that are common to all actions, see [Common client error codes](#).

## See Also

For more information about using this API in one of the language-specific AWS SDKs, see the following:

- [AWS Command Line Interface](#)
- [AWS SDK for .NET](#)
- [AWS SDK for C++](#)
- [AWS SDK for Go v2](#)
- [AWS SDK for Java V2](#)

- [AWS SDK for JavaScript V3](#)
- [AWS SDK for PHP V3](#)
- [AWS SDK for Python](#)
- [AWS SDK for Ruby V3](#)

## AssociateNatGatewayAddress

Associates Elastic IP addresses (EIPs) and private IPv4 addresses with a public NAT gateway. For more information, see [Work with NAT gateways](#) in the *Amazon VPC User Guide*.

By default, you can associate up to 2 Elastic IP addresses per public NAT gateway. You can increase the limit by requesting a quota adjustment. For more information, see [Elastic IP address quotas](#) in the *Amazon VPC User Guide*.

### Important

When you associate an EIP or secondary EIPs with a public NAT gateway, the network border group of the EIPs must match the network border group of the Availability Zone (AZ) that the public NAT gateway is in. If it's not the same, the EIP will fail to associate. You can see the network border group for the subnet's AZ by viewing the details of the subnet. Similarly, you can view the network border group of an EIP by viewing the details of the EIP address. For more information about network border groups and EIPs, see [Allocate an Elastic IP address](#) in the *Amazon VPC User Guide*.

## Request Parameters

The following parameters are for this specific action. For more information about required and optional parameters that are common to all actions, see [Common Query Parameters](#).

### AllocationId.N

The allocation IDs of EIPs that you want to associate with your NAT gateway.

Type: Array of strings

Required: Yes

### DryRun

Checks whether you have the required permissions for the action, without actually making the request, and provides an error response. If you have the required permissions, the error response is `DryRunOperation`. Otherwise, it is `UnauthorizedOperation`.

Type: Boolean



Required: No

### **NatGatewayId**

The ID of the NAT gateway.

Type: String

Required: Yes

### **PrivateIpAddress.N**

The private IPv4 addresses that you want to assign to the NAT gateway.

Type: Array of strings

Required: No

## **Response Elements**

The following elements are returned by the service.

### **natGatewayAddressSet**

The IP addresses.

Type: Array of [NatGatewayAddress](#) objects

### **natGatewayId**

The ID of the NAT gateway.

Type: String

### **requestId**

The ID of the request.

Type: String

## **Errors**

For information about the errors that are common to all actions, see [Common client error codes](#).

## See Also

For more information about using this API in one of the language-specific AWS SDKs, see the following:

- [AWS Command Line Interface](#)
- [AWS SDK for .NET](#)
- [AWS SDK for C++](#)
- [AWS SDK for Go v2](#)
- [AWS SDK for Java V2](#)
- [AWS SDK for JavaScript V3](#)
- [AWS SDK for PHP V3](#)
- [AWS SDK for Python](#)
- [AWS SDK for Ruby V3](#)

# AssociateRouteTable

Associates a subnet in your VPC or an internet gateway or virtual private gateway attached to your VPC with a route table in your VPC. This association causes traffic from the subnet or gateway to be routed according to the routes in the route table. The action returns an association ID, which you need in order to disassociate the route table later. A route table can be associated with multiple subnets.

For more information, see [Route tables](#) in the *Amazon VPC User Guide*.

## Request Parameters

The following parameters are for this specific action. For more information about required and optional parameters that are common to all actions, see [Common Query Parameters](#).

### DryRun

Checks whether you have the required permissions for the action, without actually making the request, and provides an error response. If you have the required permissions, the error response is `DryRunOperation`. Otherwise, it is `UnauthorizedOperation`.

Type: Boolean

Required: No

### GatewayId

The ID of the internet gateway or virtual private gateway.

Type: String

Required: No

### RouteTableId

The ID of the route table.

Type: String

Required: Yes

### SubnetId

The ID of the subnet.

Type: String

Required: No

## Response Elements

The following elements are returned by the service.

### **associationId**

The route table association ID. This ID is required for disassociating the route table.

Type: String

### **associationState**

The state of the association.

Type: [RouteTableAssociationState](#) object

### **requestId**

The ID of the request.

Type: String

## Errors

For information about the errors that are common to all actions, see [Common client error codes](#).

## Examples

### Example 1

This example associates a route table with the ID `rtb-11223344556677889` with a subnet with the ID `subnet-12345678901234567`.

### Sample Request

```
https://ec2.amazonaws.com/?Action=AssociateRouteTable
&RouteTableId=rtb-11223344556677889
&SubnetId=subnet-12345678901234567
```

## Sample Response

```
<AssociateRouteTableResponse xmlns="http://ec2.amazonaws.com/doc/2016-11-15/">
  <requestId>59dbff89-35bd-4eac-99ed-be587EXAMPLE</requestId>
  <associationId>rtbassoc-04ca27a6914a0b4f</associationId>
</AssociateRouteTableResponse>
```

## Example 2

This example associates a route table with the ID `rtb-11223344556677889` with an internet gateway with the ID `igw-1a2b3c4d1a2b3c4d1`.

## Sample Request

```
https://ec2.amazonaws.com/?Action=AssociateRouteTable
&RouteTableId=rtb-11223344556677889
&GatewayId=igw-1a2b3c4d1a2b3c4d1
```

## See Also

For more information about using this API in one of the language-specific AWS SDKs, see the following:

- [AWS Command Line Interface](#)
- [AWS SDK for .NET](#)
- [AWS SDK for C++](#)
- [AWS SDK for Go v2](#)
- [AWS SDK for Java V2](#)
- [AWS SDK for JavaScript V3](#)
- [AWS SDK for PHP V3](#)
- [AWS SDK for Python](#)
- [AWS SDK for Ruby V3](#)

# AssociateSubnetCidrBlock

Associates a CIDR block with your subnet. You can only associate a single IPv6 CIDR block with your subnet.

## Request Parameters

The following parameters are for this specific action. For more information about required and optional parameters that are common to all actions, see [Common Query Parameters](#).

### Ipv6CidrBlock

The IPv6 CIDR block for your subnet.

Type: String

Required: No

### Ipv6IpamPoolId

An IPv6 IPAM pool ID.

Type: String

Required: No

### Ipv6NetmaskLength

An IPv6 netmask length.

Type: Integer

Required: No

### SubnetId

The ID of your subnet.

Type: String

Required: Yes

## Response Elements

The following elements are returned by the service.

## ipv6CidrBlockAssociation

Information about the IPv6 association.

Type: [SubnetIpv6CidrBlockAssociation](#) object

### requestId

The ID of the request.

Type: String

### subnetId

The ID of the subnet.

Type: String

## Errors

For information about the errors that are common to all actions, see [Common client error codes](#).

## Examples

### Example

This example associates IPv6 CIDR block `2001:db8:1234:1a00::/64` with subnet `subnet-1a2b3c4d`.

### Sample Request

```
https://ec2.amazonaws.com/?Action=AssociateSubnetCidrBlock
&SubnetId=subnet-1a2b3c4d
&Ipv6CidrBlock=2001:db8:1234:1a00::/64
&AUTHPARAMS
```

### Sample Response

```
<AssociateSubnetCidrBlock xmlns="http://ec2.amazonaws.com/doc/2016-11-15/">
  <requestId>59dbff89-35bd-4eac-99ed-be587EXAMPLE</requestId>
  <subnetId>vpc-1a2b3c4d</subnetId>
  <ipv6CidrBlockAssociation>
```

```
<ipv6CidrBlock>2001:db8:1234:1a00::/64</ipv6CidrBlock>
<ipv6CidrBlockState>
  <state>associating</state>
</ipv6CidrBlockState>
<associationId>subnet-cidr-assoc-3aa54053</associationId>
</ipv6CidrBlockAssociation>
</AssociateSubnetCidrBlock>
```

## See Also

For more information about using this API in one of the language-specific AWS SDKs, see the following:

- [AWS Command Line Interface](#)
- [AWS SDK for .NET](#)
- [AWS SDK for C++](#)
- [AWS SDK for Go v2](#)
- [AWS SDK for Java V2](#)
- [AWS SDK for JavaScript V3](#)
- [AWS SDK for PHP V3](#)
- [AWS SDK for Python](#)
- [AWS SDK for Ruby V3](#)



# AssociateTransitGatewayMulticastDomain

Associates the specified subnets and transit gateway attachments with the specified transit gateway multicast domain.

The transit gateway attachment must be in the available state before you can add a resource. Use [DescribeTransitGatewayAttachments](#) to see the state of the attachment.

## Request Parameters

The following parameters are for this specific action. For more information about required and optional parameters that are common to all actions, see [Common Query Parameters](#).

### DryRun

Checks whether you have the required permissions for the action, without actually making the request, and provides an error response. If you have the required permissions, the error response is `DryRunOperation`. Otherwise, it is `UnauthorizedOperation`.

Type: Boolean

Required: No

### SubnetIds.N

The IDs of the subnets to associate with the transit gateway multicast domain.

Type: Array of strings

Required: Yes

### TransitGatewayAttachmentId

The ID of the transit gateway attachment to associate with the transit gateway multicast domain.

Type: String

Required: Yes

### TransitGatewayMulticastDomainId

The ID of the transit gateway multicast domain.

Type: String

Required: Yes

## Response Elements

The following elements are returned by the service.

### associations

Information about the transit gateway multicast domain associations.

Type: [TransitGatewayMulticastDomainAssociations](#) object

### requestId

The ID of the request.

Type: String

## Errors

For information about the errors that are common to all actions, see [Common client error codes](#).

## Examples

### Example 1

This example associates the transit gateway attachment `tgw-attach-028c1dd0f8EXAMPLE` with the multicast domain `tgw-mcast-domain-0c4905cef7EXAMPLE`.

### Sample Request

```
https://ec2.amazonaws.com/?Action=AssociateTransitGatewayMulticastDomain
&TransitGatewayAttachmentId=tgw-attach-028c1dd0f8EXAMPLE
&TransitGatewayMulticastDomainId=tgw-mcast-domain-0c4905cef7EXAMPLE
&AUTHPARAMS
```

### Sample Response

```
<AssociateTransitGatewayMulticastDomainResponse xmlns="http://ec2.amazonaws.com/
doc/2016-11-15/">
```

```
<requestId>fa968e66-0290-4479-a8ca-e5c83EXAMPLE</requestId>
<associations>
  <resourceId>vpc-01128d2c24EXAMPLE</resourceId>
  <resourceType>vpc</resourceType>
  <subnets>
    <item>
      <state>associating</state>
      <subnetId>subnet-000de86e3bEXAMPLE</subnetId>
    </item>
  </subnets>
  <transitGatewayAttachmentId>tgw-attach-028c1dd0f8EXAMPLE</
transitGatewayAttachmentId>
  <transitGatewayMulticastDomainId>tgw-mcast-domain-0c4905cef7EXAMPLE</
transitGatewayMulticastDomainId>
</associations>
</AssociateTransitGatewayMulticastDomainResponse>
```

## See Also

For more information about using this API in one of the language-specific AWS SDKs, see the following:

- [AWS Command Line Interface](#)
- [AWS SDK for .NET](#)
- [AWS SDK for C++](#)
- [AWS SDK for Go v2](#)
- [AWS SDK for Java V2](#)
- [AWS SDK for JavaScript V3](#)
- [AWS SDK for PHP V3](#)
- [AWS SDK for Python](#)
- [AWS SDK for Ruby V3](#)

# AssociateTransitGatewayPolicyTable

Associates the specified transit gateway attachment with a transit gateway policy table.

## Request Parameters

The following parameters are for this specific action. For more information about required and optional parameters that are common to all actions, see [Common Query Parameters](#).

### DryRun

Checks whether you have the required permissions for the action, without actually making the request, and provides an error response. If you have the required permissions, the error response is `DryRunOperation`. Otherwise, it is `UnauthorizedOperation`.

Type: Boolean

Required: No

### TransitGatewayAttachmentId

The ID of the transit gateway attachment to associate with the policy table.

Type: String

Required: Yes

### TransitGatewayPolicyTableId

The ID of the transit gateway policy table to associate with the transit gateway attachment.

Type: String

Required: Yes

## Response Elements

The following elements are returned by the service.

### association

Describes the association of a transit gateway and a transit gateway policy table.

Type: [TransitGatewayPolicyTableAssociation](#) object

## requestId

The ID of the request.

Type: String

## Errors

For information about the errors that are common to all actions, see [Common client error codes](#).

## See Also

For more information about using this API in one of the language-specific AWS SDKs, see the following:

- [AWS Command Line Interface](#)
- [AWS SDK for .NET](#)
- [AWS SDK for C++](#)
- [AWS SDK for Go v2](#)
- [AWS SDK for Java V2](#)
- [AWS SDK for JavaScript V3](#)
- [AWS SDK for PHP V3](#)
- [AWS SDK for Python](#)
- [AWS SDK for Ruby V3](#)

# AssociateTransitGatewayRouteTable

Associates the specified attachment with the specified transit gateway route table. You can associate only one route table with an attachment.

## Request Parameters

The following parameters are for this specific action. For more information about required and optional parameters that are common to all actions, see [Common Query Parameters](#).

### DryRun

Checks whether you have the required permissions for the action, without actually making the request, and provides an error response. If you have the required permissions, the error response is `DryRunOperation`. Otherwise, it is `UnauthorizedOperation`.

Type: Boolean

Required: No

### TransitGatewayAttachmentId

The ID of the attachment.

Type: String

Required: Yes

### TransitGatewayRouteTableId

The ID of the transit gateway route table.

Type: String

Required: Yes

## Response Elements

The following elements are returned by the service.

### association

The ID of the association.

Type: [TransitGatewayAssociation](#) object

## requestId

The ID of the request.

Type: String

## Errors

For information about the errors that are common to all actions, see [Common client error codes](#).

## See Also

For more information about using this API in one of the language-specific AWS SDKs, see the following:

- [AWS Command Line Interface](#)
- [AWS SDK for .NET](#)
- [AWS SDK for C++](#)
- [AWS SDK for Go v2](#)
- [AWS SDK for Java V2](#)
- [AWS SDK for JavaScript V3](#)
- [AWS SDK for PHP V3](#)
- [AWS SDK for Python](#)
- [AWS SDK for Ruby V3](#)

# AssociateTrunkInterface

Associates a branch network interface with a trunk network interface.

Before you create the association, use [CreateNetworkInterface](#) command and set the interface type to `trunk`. You must also create a network interface for each branch network interface that you want to associate with the trunk network interface.

## Request Parameters

The following parameters are for this specific action. For more information about required and optional parameters that are common to all actions, see [Common Query Parameters](#).

### BranchInterfaceId

The ID of the branch network interface.

Type: String

Required: Yes

### ClientToken

Unique, case-sensitive identifier that you provide to ensure the idempotency of the request. For more information, see [Ensuring idempotency](#).

Type: String

Required: No

### DryRun

Checks whether you have the required permissions for the action, without actually making the request, and provides an error response. If you have the required permissions, the error response is `DryRunOperation`. Otherwise, it is `UnauthorizedOperation`.

Type: Boolean

Required: No

### GreKey

The application key. This applies to the GRE protocol.



Type: Integer

Required: No

### **TrunkInterfaceId**

The ID of the trunk network interface.

Type: String

Required: Yes

### **VlanId**

The ID of the VLAN. This applies to the VLAN protocol.

Type: Integer

Required: No

## **Response Elements**

The following elements are returned by the service.

### **clientToken**

Unique, case-sensitive identifier that you provide to ensure the idempotency of the request. For more information, see [Ensuring idempotency](#).

Type: String

### **interfaceAssociation**

Information about the association between the trunk network interface and branch network interface.

Type: [TrunkInterfaceAssociation](#) object

### **requestId**

The ID of the request.

Type: String

## Errors

For information about the errors that are common to all actions, see [Common client error codes](#).

## See Also

For more information about using this API in one of the language-specific AWS SDKs, see the following:

- [AWS Command Line Interface](#)
- [AWS SDK for .NET](#)
- [AWS SDK for C++](#)
- [AWS SDK for Go v2](#)
- [AWS SDK for Java V2](#)
- [AWS SDK for JavaScript V3](#)
- [AWS SDK for PHP V3](#)
- [AWS SDK for Python](#)
- [AWS SDK for Ruby V3](#)

# AssociateVpcCidrBlock

Associates a CIDR block with your VPC. You can associate a secondary IPv4 CIDR block, an Amazon-provided IPv6 CIDR block, or an IPv6 CIDR block from an IPv6 address pool that you provisioned through bring your own IP addresses ([BYOIP](#)).

You must specify one of the following in the request: an IPv4 CIDR block, an IPv6 pool, or an Amazon-provided IPv6 CIDR block.

For more information about associating CIDR blocks with your VPC and applicable restrictions, see [IP addressing for your VPCs and subnets](#) in the *Amazon VPC User Guide*.

## Request Parameters

The following parameters are for this specific action. For more information about required and optional parameters that are common to all actions, see [Common Query Parameters](#).

### AmazonProvidedIpv6CidrBlock

Requests an Amazon-provided IPv6 CIDR block with a /56 prefix length for the VPC. You cannot specify the range of IPv6 addresses or the size of the CIDR block.

Type: Boolean

Required: No

### CidrBlock

An IPv4 CIDR block to associate with the VPC.

Type: String

Required: No

### Ipv4IpamPoolId

Associate a CIDR allocated from an IPv4 IPAM pool to a VPC. For more information about Amazon VPC IP Address Manager (IPAM), see [What is IPAM?](#) in the *Amazon VPC IPAM User Guide*.

Type: String

Required: No

## **Ipv4NetmaskLength**

The netmask length of the IPv4 CIDR you would like to associate from an Amazon VPC IP Address Manager (IPAM) pool. For more information about IPAM, see [What is IPAM?](#) in the *Amazon VPC IPAM User Guide*.

Type: Integer

Required: No

## **Ipv6CidrBlock**

An IPv6 CIDR block from the IPv6 address pool. You must also specify `Ipv6PoolId` in the request.

To let Amazon choose the IPv6 CIDR block for you, omit this parameter.

Type: String

Required: No

## **Ipv6CidrBlockNetworkBorderGroup**

The name of the location from which we advertise the IPV6 CIDR block. Use this parameter to limit the CIDR block to this location.

You must set `AmazonProvidedIpv6CidrBlock` to `true` to use this parameter.

You can have one IPv6 CIDR block association per network border group.

Type: String

Required: No

## **Ipv6IpamPoolId**

Associates a CIDR allocated from an IPv6 IPAM pool to a VPC. For more information about Amazon VPC IP Address Manager (IPAM), see [What is IPAM?](#) in the *Amazon VPC IPAM User Guide*.

Type: String

Required: No

## **Ipv6NetmaskLength**

The netmask length of the IPv6 CIDR you would like to associate from an Amazon VPC IP Address Manager (IPAM) pool. For more information about IPAM, see [What is IPAM?](#) in the *Amazon VPC IPAM User Guide*.

Type: Integer

Required: No

### **Ipv6Pool**

The ID of an IPv6 address pool from which to allocate the IPv6 CIDR block.

Type: String

Required: No

### **VpcId**

The ID of the VPC.

Type: String

Required: Yes

## **Response Elements**

The following elements are returned by the service.

### **cidrBlockAssociation**

Information about the IPv4 CIDR block association.

Type: [VpcCidrBlockAssociation](#) object

### **ipv6CidrBlockAssociation**

Information about the IPv6 CIDR block association.

Type: [VpcIpv6CidrBlockAssociation](#) object

### **requestId**

The ID of the request.

Type: String

### **vpcId**

The ID of the VPC.

Type: String

## Errors

For information about the errors that are common to all actions, see [Common client error codes](#).

## Examples

### Example 1

This example associates an IPv6 CIDR block with VPC `vpc-1a2b3c4d`.

#### Sample Request

```
https://ec2.amazonaws.com/?Action=AssociateVpcCidrBlock
&VpcId=vpc-1a2b3c4d
&AmazonProvidedIpv6CidrBlock=true
&AUTHPARAMS
```

#### Sample Response

```
<AssociateVpcCidrBlock xmlns="http://ec2.amazonaws.com/doc/2016-11-15/">
  <requestId>59dbff89-35bd-4eac-99ed-be587EXAMPLE</requestId>
  <ipv6CidrBlockAssociation>
    <ipv6CidrBlockState>
      <state>associating</state>
    </ipv6CidrBlockState>
    <associationId>vpc-cidr-assoc-e2a5408b</associationId>
  </ipv6CidrBlockAssociation>
  <vpcId>vpc-1a2b3c4d</vpcId>
</AssociateVpcCidrBlock>
```

### Example 2

This example associates the IPv4 CIDR block `10.2.0.0/16` with VPC `vpc-1a2b3c4d`.

#### Sample Request

```
https://ec2.amazonaws.com/?Action=AssociateVpcCidrBlock
&VpcId=vpc-1a2b3c4d
```

```
&CidrBlock=10.2.0.0/16
&AUTHPARAMS
```

## Sample Response

```
<AssociateVpcCidrBlockResponse xmlns="http://ec2.amazonaws.com/doc/2016-11-15/">
  <requestId>33af6c54-1139-4d50-b4f7-15a8example</requestId>
  <vpcId>vpc-1a2b3c4d</vpcId>
  <cidrBlockAssociation>
    <associationId>vpc-cidr-assoc-0280ab6b</associationId>
    <cidrBlock>10.2.0.0/16</cidrBlock>
    <cidrBlockState>
      <state>associating</state>
    </cidrBlockState>
  </cidrBlockAssociation>
</AssociateVpcCidrBlockResponse>
```

## See Also

For more information about using this API in one of the language-specific AWS SDKs, see the following:

- [AWS Command Line Interface](#)
- [AWS SDK for .NET](#)
- [AWS SDK for C++](#)
- [AWS SDK for Go v2](#)
- [AWS SDK for Java V2](#)
- [AWS SDK for JavaScript V3](#)
- [AWS SDK for PHP V3](#)
- [AWS SDK for Python](#)
- [AWS SDK for Ruby V3](#)

# AttachClassicLinkVpc

## Note

This action is deprecated.

Links an EC2-Classic instance to a ClassicLink-enabled VPC through one or more of the VPC security groups. You cannot link an EC2-Classic instance to more than one VPC at a time. You can only link an instance that's in the `running` state. An instance is automatically unlinked from a VPC when it's stopped - you can link it to the VPC again when you restart it.

After you've linked an instance, you cannot change the VPC security groups that are associated with it. To change the security groups, you must first unlink the instance, and then link it again.

Linking your instance to a VPC is sometimes referred to as *attaching* your instance.

## Request Parameters

The following parameters are for this specific action. For more information about required and optional parameters that are common to all actions, see [Common Query Parameters](#).

### DryRun

Checks whether you have the required permissions for the action, without actually making the request, and provides an error response. If you have the required permissions, the error response is `DryRunOperation`. Otherwise, it is `UnauthorizedOperation`.

Type: Boolean

Required: No

### InstanceId

The ID of the EC2-Classic instance.

Type: String

Required: Yes

### SecurityGroupIds

The IDs of the security groups. You cannot specify security groups from a different VPC.



Type: Array of strings

Required: Yes

### **VpcId**

The ID of the ClassicLink-enabled VPC.

Type: String

Required: Yes

## **Response Elements**

The following elements are returned by the service.

### **requestId**

The ID of the request.

Type: String

### **return**

Returns `true` if the request succeeds; otherwise, it returns an error.

Type: Boolean

## **Errors**

For information about the errors that are common to all actions, see [Common client error codes](#).

## **See Also**

For more information about using this API in one of the language-specific AWS SDKs, see the following:

- [AWS Command Line Interface](#)
- [AWS SDK for .NET](#)
- [AWS SDK for C++](#)
- [AWS SDK for Go v2](#)

- [AWS SDK for Java V2](#)
- [AWS SDK for JavaScript V3](#)
- [AWS SDK for PHP V3](#)
- [AWS SDK for Python](#)
- [AWS SDK for Ruby V3](#)

# AttachInternetGateway

Attaches an internet gateway or a virtual private gateway to a VPC, enabling connectivity between the internet and the VPC. For more information, see [Internet gateways](#) in the *Amazon VPC User Guide*.

## Request Parameters

The following parameters are for this specific action. For more information about required and optional parameters that are common to all actions, see [Common Query Parameters](#).

### DryRun

Checks whether you have the required permissions for the action, without actually making the request, and provides an error response. If you have the required permissions, the error response is `DryRunOperation`. Otherwise, it is `UnauthorizedOperation`.

Type: Boolean

Required: No

### InternetGatewayId

The ID of the internet gateway.

Type: String

Required: Yes

### VpcId

The ID of the VPC.

Type: String

Required: Yes

## Response Elements

The following elements are returned by the service.

## requestId

The ID of the request.

Type: String

## return

Is true if the request succeeds, and an error otherwise.

Type: Boolean

## Errors

For information about the errors that are common to all actions, see [Common client error codes](#).

## Examples

### Example

This example attaches the internet gateway with the ID `igw-eaad4883` to the VPC with the ID `vpc-11ad4878`.

### Sample Request

```
https://ec2.amazonaws.com/?Action=AttachInternetGateway
&InternetGatewayId=igw-eaad4883
&VpcId=vpc-11ad4878
&AUTHPARAMS
```

### Sample Response

```
<AttachInternetGatewayResponse xmlns="http://ec2.amazonaws.com/doc/2016-11-15/">
  <requestId>59dbff89-35bd-4eac-99ed-be587EXAMPLE</requestId>
  <return>true</return>
</AttachInternetGatewayResponse>
```

## See Also

For more information about using this API in one of the language-specific AWS SDKs, see the following:

- [AWS Command Line Interface](#)
- [AWS SDK for .NET](#)
- [AWS SDK for C++](#)
- [AWS SDK for Go v2](#)
- [AWS SDK for Java V2](#)
- [AWS SDK for JavaScript V3](#)
- [AWS SDK for PHP V3](#)
- [AWS SDK for Python](#)
- [AWS SDK for Ruby V3](#)

# AttachNetworkInterface

Attaches a network interface to an instance.

## Request Parameters

The following parameters are for this specific action. For more information about required and optional parameters that are common to all actions, see [Common Query Parameters](#).

### DeviceIndex

The index of the device for the network interface attachment.

Type: Integer

Required: Yes

### DryRun

Checks whether you have the required permissions for the action, without actually making the request, and provides an error response. If you have the required permissions, the error response is `DryRunOperation`. Otherwise, it is `UnauthorizedOperation`.

Type: Boolean

Required: No

### EnaSrdSpecification

Configures ENA Express for the network interface that this action attaches to the instance.

Type: [EnaSrdSpecification](#) object

Required: No

### InstanceId

The ID of the instance.

Type: String

Required: Yes

## NetworkCardIndex

The index of the network card. Some instance types support multiple network cards. The primary network interface must be assigned to network card index 0. The default is network card index 0.

Type: Integer

Required: No

## NetworkInterfaceId

The ID of the network interface.

Type: String

Required: Yes

## Response Elements

The following elements are returned by the service.

### attachmentId

The ID of the network interface attachment.

Type: String

### networkCardIndex

The index of the network card.

Type: Integer

### requestId

The ID of the request.

Type: String

## Errors

For information about the errors that are common to all actions, see [Common client error codes](#).

## Examples

### Example

This example attaches the specified network interface to the specified instance.

### Sample Request

```
https://ec2.amazonaws.com/?Action=AttachNetworkInterface
&DeviceIndex=1
&InstanceId=i-1234567890abcdef0
&NetworkInterfaceId=eni-ffda3197
&AUTHPARAMS
```

### Sample Response

```
<AttachNetworkInterfaceResponse xmlns="http://ec2.amazonaws.com/doc/2016-11-15/">
  <requestId>ace8cd1e-e685-4e44-90fb-92014d907212</requestId>
  <attachmentId>eni-attach-d94b09b0</attachmentId>
</AttachNetworkInterfaceResponse>
```

## See Also

For more information about using this API in one of the language-specific AWS SDKs, see the following:

- [AWS Command Line Interface](#)
- [AWS SDK for .NET](#)
- [AWS SDK for C++](#)
- [AWS SDK for Go v2](#)
- [AWS SDK for Java V2](#)
- [AWS SDK for JavaScript V3](#)
- [AWS SDK for PHP V3](#)
- [AWS SDK for Python](#)
- [AWS SDK for Ruby V3](#)



# AttachVerifiedAccessTrustProvider

Attaches the specified AWS Verified Access trust provider to the specified AWS Verified Access instance.

## Request Parameters

The following parameters are for this specific action. For more information about required and optional parameters that are common to all actions, see [Common Query Parameters](#).

### ClientToken

A unique, case-sensitive token that you provide to ensure idempotency of your modification request. For more information, see [Ensuring idempotency](#).

Type: String

Required: No

### DryRun

Checks whether you have the required permissions for the action, without actually making the request, and provides an error response. If you have the required permissions, the error response is `DryRunOperation`. Otherwise, it is `UnauthorizedOperation`.

Type: Boolean

Required: No

### VerifiedAccessInstanceId

The ID of the Verified Access instance.

Type: String

Required: Yes

### VerifiedAccessTrustProviderId

The ID of the Verified Access trust provider.

Type: String

Required: Yes

## Response Elements

The following elements are returned by the service.

### **requestId**

The ID of the request.

Type: String

### **verifiedAccessInstance**

Details about the Verified Access instance.

Type: [VerifiedAccessInstance](#) object

### **verifiedAccessTrustProvider**

Details about the Verified Access trust provider.

Type: [VerifiedAccessTrustProvider](#) object

## Errors

For information about the errors that are common to all actions, see [Common client error codes](#).

## See Also

For more information about using this API in one of the language-specific AWS SDKs, see the following:

- [AWS Command Line Interface](#)
- [AWS SDK for .NET](#)
- [AWS SDK for C++](#)
- [AWS SDK for Go v2](#)
- [AWS SDK for Java V2](#)
- [AWS SDK for JavaScript V3](#)
- [AWS SDK for PHP V3](#)
- [AWS SDK for Python](#)
- [AWS SDK for Ruby V3](#)



# AttachVolume

Attaches an EBS volume to a running or stopped instance and exposes it to the instance with the specified device name.

Encrypted EBS volumes must be attached to instances that support Amazon EBS encryption. For more information, see [Amazon EBS encryption](#) in the *Amazon EBS User Guide*.

After you attach an EBS volume, you must make it available. For more information, see [Make an EBS volume available for use](#).

If a volume has an AWS Marketplace product code:

- The volume can be attached only to a stopped instance.
- AWS Marketplace product codes are copied from the volume to the instance.
- You must be subscribed to the product.
- The instance type and operating system of the instance must support the product. For example, you can't detach a volume from a Windows instance and attach it to a Linux instance.

For more information, see [Attach an Amazon EBS volume to an instance](#) in the *Amazon EBS User Guide*.

## Request Parameters

The following parameters are for this specific action. For more information about required and optional parameters that are common to all actions, see [Common Query Parameters](#).

### Device

The device name (for example, /dev/sdh or xvdh).

Type: String

Required: Yes

### DryRun

Checks whether you have the required permissions for the action, without actually making the request, and provides an error response. If you have the required permissions, the error response is `DryRunOperation`. Otherwise, it is `UnauthorizedOperation`.

Type: Boolean

Required: No

### **InstanceId**

The ID of the instance.

Type: String

Required: Yes

### **VolumeId**

The ID of the EBS volume. The volume and instance must be within the same Availability Zone.

Type: String

Required: Yes

## **Response Elements**

The following elements are returned by the service.

### **associatedResource**

The ARN of the Amazon ECS or Fargate task to which the volume is attached.

Type: String

### **attachTime**

The time stamp when the attachment initiated.

Type: Timestamp

### **deleteOnTermination**

Indicates whether the EBS volume is deleted on instance termination.

Type: Boolean

### **device**

The device name.

If the volume is attached to a Fargate task, this parameter returns `null`.

Type: String

### **instanceId**

The ID of the instance.

If the volume is attached to a Fargate task, this parameter returns `null`.

Type: String

### **instanceOwningService**

The service principal of AWS service that owns the underlying instance to which the volume is attached.

This parameter is returned only for volumes that are attached to Fargate tasks.

Type: String

### **requestId**

The ID of the request.

Type: String

### **status**

The attachment state of the volume.

Type: String

Valid Values: `attaching` | `attached` | `detaching` | `detached` | `busy`

### **volumeId**

The ID of the volume.

Type: String

## **Errors**

For information about the errors that are common to all actions, see [Common client error codes](#).

## Examples

### Example 1

This example request attaches the volume with the ID `vol-1234567890abcdef0` to the instance with the ID `i-1234567890abcdef0` and exposes it as `/dev/sdh`.

#### Sample Request

```
https://ec2.amazonaws.com/?Action=AttachVolume
&VolumeId=vol-1234567890abcdef0
&InstanceId=i-1234567890abcdef0
&Device=/dev/sdh
&AUTHPARAMS
```

#### Sample Response

```
<AttachVolumeResponse xmlns="http://ec2.amazonaws.com/doc/2016-11-15/">
  <requestId>59dbff89-35bd-4eac-99ed-be587EXAMPLE</requestId>
  <volumeId>vol-1234567890abcdef0</volumeId>
  <instanceId>i-1234567890abcdef0</instanceId>
  <device>/dev/sdh</device>
  <status>attaching</status>
  <attachTime>YYYY-MM-DDTHH:MM:SS.000Z</attachTime>
</AttachVolumeResponse>
```

## See Also

For more information about using this API in one of the language-specific AWS SDKs, see the following:

- [AWS Command Line Interface](#)
- [AWS SDK for .NET](#)
- [AWS SDK for C++](#)
- [AWS SDK for Go v2](#)
- [AWS SDK for Java V2](#)
- [AWS SDK for JavaScript V3](#)
- [AWS SDK for PHP V3](#)

- [AWS SDK for Python](#)
- [AWS SDK for Ruby V3](#)



# AttachVpnGateway

Attaches a virtual private gateway to a VPC. You can attach one virtual private gateway to one VPC at a time.

For more information, see [AWS Site-to-Site VPN](#) in the *AWS Site-to-Site VPN User Guide*.

## Request Parameters

The following parameters are for this specific action. For more information about required and optional parameters that are common to all actions, see [Common Query Parameters](#).

### DryRun

Checks whether you have the required permissions for the action, without actually making the request, and provides an error response. If you have the required permissions, the error response is `DryRunOperation`. Otherwise, it is `UnauthorizedOperation`.

Type: Boolean

Required: No

### VpcId

The ID of the VPC.

Type: String

Required: Yes

### VpnGatewayId

The ID of the virtual private gateway.

Type: String

Required: Yes

## Response Elements

The following elements are returned by the service.

## attachment

Information about the attachment.

Type: [VpcAttachment](#) object

## requestId

The ID of the request.

Type: String

## Errors

For information about the errors that are common to all actions, see [Common client error codes](#).

## Examples

### Example

This example attaches the virtual private gateway with the ID `vgw-8db04f81` to the VPC with the ID `vpc-1a2b3c4d`.

### Sample Request

```
https://ec2.amazonaws.com/?Action=AttachVpnGateway
&VpnGatewayId=vgw-8db04f81
&VpcId=vpc-1a2b3c4d
&AUTHPARAMS
```

### Sample Response

```
<AttachVpnGatewayResponse xmlns="http://ec2.amazonaws.com/doc/2016-11-15/">
  <requestId>7a62c49f-347e-4fc4-9331-6e8eEXAMPLE</requestId>
  <attachment>
    <vpcId>vpc-1a2b3c4d</vpcId>
    <state>attaching</state>
  </attachment>
</AttachVpnGatewayResponse>
```

## See Also

For more information about using this API in one of the language-specific AWS SDKs, see the following:

- [AWS Command Line Interface](#)
- [AWS SDK for .NET](#)
- [AWS SDK for C++](#)
- [AWS SDK for Go v2](#)
- [AWS SDK for Java V2](#)
- [AWS SDK for JavaScript V3](#)
- [AWS SDK for PHP V3](#)
- [AWS SDK for Python](#)
- [AWS SDK for Ruby V3](#)

# AuthorizeClientVpnIngress

Adds an ingress authorization rule to a Client VPN endpoint. Ingress authorization rules act as firewall rules that grant access to networks. You must configure ingress authorization rules to enable clients to access resources in AWS or on-premises networks.

## Request Parameters

The following parameters are for this specific action. For more information about required and optional parameters that are common to all actions, see [Common Query Parameters](#).

### AccessGroupId

The ID of the group to grant access to, for example, the Active Directory group or identity provider (IdP) group. Required if `AuthorizeAllGroups` is `false` or not specified.

Type: String

Required: No

### AuthorizeAllGroups

Indicates whether to grant access to all clients. Specify `true` to grant all clients who successfully establish a VPN connection access to the network. Must be set to `true` if `AccessGroupId` is not specified.

Type: Boolean

Required: No

### ClientToken

Unique, case-sensitive identifier that you provide to ensure the idempotency of the request. For more information, see [Ensuring idempotency](#).

Type: String

Required: No

### ClientVpnEndpointId

The ID of the Client VPN endpoint.

Type: String

Required: Yes

### Description

A brief description of the authorization rule.

Type: String

Required: No

### DryRun

Checks whether you have the required permissions for the action, without actually making the request, and provides an error response. If you have the required permissions, the error response is `DryRunOperation`. Otherwise, it is `UnauthorizedOperation`.

Type: Boolean

Required: No

### TargetNetworkCidr

The IPv4 address range, in CIDR notation, of the network for which access is being authorized.

Type: String

Required: Yes

## Response Elements

The following elements are returned by the service.

### requestId

The ID of the request.

Type: String

### status

The current state of the authorization rule.

Type: [ClientVpnAuthorizationRuleStatus](#) object

## Errors

For information about the errors that are common to all actions, see [Common client error codes](#).

## Examples

### Example

This example adds an authorization rule to a subnet and grants access to all users.

### Sample Request

```
https://ec2.amazonaws.com/?Action=AuthorizeClientVpnIngress
&ClientVpnEndpointId=cvpn-endpoint-00c5d11fc4EXAMPLE
&TargetNetworkCidr=10.0.0.0/16
&AuthorizeAllGroups=true
&AUTHPARAMS
```

### Sample Response

```
<AuthorizeClientVpnIngressResponse xmlns="http://ec2.amazonaws.com/doc/2016-11-15/">
  <requestId>afafad8c-274c-4584-bbd1-75a21EXAMPLE</requestId>
  <status>
    <code>authorizing</code>
  </status>
</AuthorizeClientVpnIngressResponse>
```

## See Also

For more information about using this API in one of the language-specific AWS SDKs, see the following:

- [AWS Command Line Interface](#)
- [AWS SDK for .NET](#)
- [AWS SDK for C++](#)
- [AWS SDK for Go v2](#)
- [AWS SDK for Java V2](#)
- [AWS SDK for JavaScript V3](#)

- [AWS SDK for PHP V3](#)
- [AWS SDK for Python](#)
- [AWS SDK for Ruby V3](#)

# AuthorizeSecurityGroupEgress

Adds the specified outbound (egress) rules to a security group.

An outbound rule permits instances to send traffic to the specified IPv4 or IPv6 address ranges, the IP address ranges specified by a prefix list, or the instances that are associated with a source security group. For more information, see [Security group rules](#).

You must specify exactly one of the following destinations: an IPv4 or IPv6 address range, a prefix list, or a security group. You must specify a protocol for each rule (for example, TCP). If the protocol is TCP or UDP, you must also specify a port or port range. If the protocol is ICMP or ICMPv6, you must also specify the ICMP type and code.

Rule changes are propagated to instances associated with the security group as quickly as possible. However, a small delay might occur.

For examples of rules that you can add to security groups for specific access scenarios, see [Security group rules for different use cases](#) in the *Amazon EC2 User Guide*.

For information about security group quotas, see [Amazon VPC quotas](#) in the *Amazon VPC User Guide*.

## Request Parameters

The following parameters are for this specific action. For more information about required and optional parameters that are common to all actions, see [Common Query Parameters](#).

### CidrIp

Not supported. Use IP permissions instead.

Type: String

Required: No

### DryRun

Checks whether you have the required permissions for the action, without actually making the request, and provides an error response. If you have the required permissions, the error response is `DryRunOperation`. Otherwise, it is `UnauthorizedOperation`.

Type: Boolean



Required: No

**FromPort**

Not supported. Use IP permissions instead.

Type: Integer

Required: No

**GroupId**

The ID of the security group.

Type: String

Required: Yes

**IpPermissions.N**

The permissions for the security group rules.

Type: Array of [IpPermission](#) objects

Required: No

**IpProtocol**

Not supported. Use IP permissions instead.

Type: String

Required: No

**SourceSecurityGroupName**

Not supported. Use IP permissions instead.

Type: String

Required: No

**SourceSecurityGroupOwnerId**

Not supported. Use IP permissions instead.

Type: String

Required: No

### **TagSpecification.N**

The tags applied to the security group rule.

Type: Array of [TagSpecification](#) objects

Required: No

### **ToPort**

Not supported. Use IP permissions instead.

Type: Integer

Required: No

## **Response Elements**

The following elements are returned by the service.

### **requestId**

The ID of the request.

Type: String

### **return**

Returns `true` if the request succeeds; otherwise, returns an error.

Type: Boolean

### **securityGroupRuleSet**

Information about the outbound (egress) security group rules that were added.

Type: Array of [SecurityGroupRule](#) objects

## **Errors**

For information about the errors that are common to all actions, see [Common client error codes](#).

## Examples

### Example 1

This example request grants your security group with the ID `sg-1a2b3c4d` access to the `192.0.2.0/24` and `198.51.100.0/24` IPv4 address ranges on TCP port 80.

#### Sample Request

```
https://ec2.amazonaws.com/?Action=AuthorizeSecurityGroupEgress
&GroupId=sg-1a2b3c4d
&IpPermissions.1.IpProtocol=tcp
&IpPermissions.1.FromPort=80
&IpPermissions.1.ToPort=80
&IpPermissions.1.IpRanges.1.CidrIp=192.0.2.0/24
&IpPermissions.1.IpRanges.2.CidrIp=198.51.100.0/24
&AUTHPARAMS
```

#### Sample Response

```
<AuthorizeSecurityGroupEgressResponse xmlns="http://ec2.amazonaws.com/doc/2016-11-15/">
  <requestId>59dbff89-35bd-4eac-99ed-be587EXAMPLE</requestId>
  <return>>true</return>
</AuthorizeSecurityGroupEgressResponse>
```

### Example 2

This example request grants egress access from the security group with the ID `sg-1a2b3c4d` to the security group with the ID `sg-9a8d7f5c` on TCP port 1433.

#### Sample Request

```
https://ec2.amazonaws.com/?Action=AuthorizeSecurityGroupEgress
&GroupId=sg-1a2b3c4d
&IpPermissions.1.IpProtocol=tcp
&IpPermissions.1.FromPort=1433
&IpPermissions.1.ToPort=1433
&IpPermissions.1.Groups.1.GroupId=sg-9a8d7f5c
&AUTHPARAMS
```

## Example 3

This example request grants your security group with the ID `sg-1a2b3c4d` access to the `2001:db8:1234:1a00::/64` IPv6 address range on TCP port 22.

### Sample Request

```
https://ec2.amazonaws.com/?Action=AuthorizeSecurityGroupEgress
&GroupId=sg-1a2b3c4d
&IpPermissions.1.IpProtocol=tcp
&IpPermissions.1.FromPort=22
&IpPermissions.1.ToPort=22
&IpPermissions.1.Ipv6Ranges.1.CidrIpv6=2001:db8:1234:1a00::/64
&AUTHPARAMS
```

## Example 4

This example grants access over port 3389 (RDP) to the `192.0.2.0/24` IPv4 address range, and includes a description for the rule to help you identify the rule later.

### Sample Request

```
https://ec2.amazonaws.com/?Action=AuthorizeSecurityGroupEgress
&GroupId=sg-112233
&IpPermissions.1.IpProtocol=tcp
&IpPermissions.1.FromPort=3389
&IpPermissions.1.ToPort=3389
&IpPermissions.1.IpRanges.1.CidrIp=192.0.2.0/24
&IpPermissions.1.IpRanges.1.Description=Access to London office
```

## See Also

For more information about using this API in one of the language-specific AWS SDKs, see the following:

- [AWS Command Line Interface](#)
- [AWS SDK for .NET](#)
- [AWS SDK for C++](#)
- [AWS SDK for Go v2](#)
- [AWS SDK for Java V2](#)

- [AWS SDK for JavaScript V3](#)
- [AWS SDK for PHP V3](#)
- [AWS SDK for Python](#)
- [AWS SDK for Ruby V3](#)

# AuthorizeSecurityGroupIngress

Adds the specified inbound (ingress) rules to a security group.

An inbound rule permits instances to receive traffic from the specified IPv4 or IPv6 address range, the IP address ranges that are specified by a prefix list, or the instances that are associated with a destination security group. For more information, see [Security group rules](#).

You must specify exactly one of the following sources: an IPv4 or IPv6 address range, a prefix list, or a security group. You must specify a protocol for each rule (for example, TCP). If the protocol is TCP or UDP, you must also specify a port or port range. If the protocol is ICMP or ICMPv6, you must also specify the ICMP/ICMPv6 type and code.

Rule changes are propagated to instances associated with the security group as quickly as possible. However, a small delay might occur.

For examples of rules that you can add to security groups for specific access scenarios, see [Security group rules for different use cases](#) in the *Amazon EC2 User Guide*.

For more information about security group quotas, see [Amazon VPC quotas](#) in the *Amazon VPC User Guide*.

## Request Parameters

The following parameters are for this specific action. For more information about required and optional parameters that are common to all actions, see [Common Query Parameters](#).

### CidrIp

The IPv4 address range, in CIDR format.

To specify an IPv6 address range, use IP permissions instead.

To specify multiple rules and descriptions for the rules, use IP permissions instead.

Type: String

Required: No

## DryRun

Checks whether you have the required permissions for the action, without actually making the request, and provides an error response. If you have the required permissions, the error response is `DryRunOperation`. Otherwise, it is `UnauthorizedOperation`.

Type: Boolean

Required: No

## FromPort

If the protocol is TCP or UDP, this is the start of the port range. If the protocol is ICMP, this is the ICMP type or -1 (all ICMP types).

To specify multiple rules and descriptions for the rules, use IP permissions instead.

Type: Integer

Required: No

## GroupId

The ID of the security group.

Type: String

Required: No

## GroupName

[Default VPC] The name of the security group. For security groups for a default VPC you can specify either the ID or the name of the security group. For security groups for a nondefault VPC, you must specify the ID of the security group.

Type: String

Required: No

## IpPermissions.N

The permissions for the security group rules.

Type: Array of [IpPermission](#) objects

Required: No

### **IpProtocol**

The IP protocol name (`tcp`, `udp`, `icmp`) or number (see [Protocol Numbers](#)). To specify all protocols, use `-1`.

To specify `icmpv6`, use IP permissions instead.

If you specify a protocol other than one of the supported values, traffic is allowed on all ports, regardless of any ports that you specify.

To specify multiple rules and descriptions for the rules, use IP permissions instead.

Type: String

Required: No

### **SourceSecurityGroupName**

[Default VPC] The name of the source security group.

The rule grants full ICMP, UDP, and TCP access. To create a rule with a specific protocol and port range, specify a set of IP permissions instead.

Type: String

Required: No

### **SourceSecurityGroupOwnerId**

The AWS account ID for the source security group, if the source security group is in a different account.

The rule grants full ICMP, UDP, and TCP access. To create a rule with a specific protocol and port range, use IP permissions instead.

Type: String

Required: No

### **TagSpecification.N**

The tags applied to the security group rule.



Type: Array of [TagSpecification](#) objects

Required: No

## ToPort

If the protocol is TCP or UDP, this is the end of the port range. If the protocol is ICMP, this is the ICMP code or -1 (all ICMP codes). If the start port is -1 (all ICMP types), then the end port must be -1 (all ICMP codes).

To specify multiple rules and descriptions for the rules, use IP permissions instead.

Type: Integer

Required: No

## Response Elements

The following elements are returned by the service.

### requestId

The ID of the request.

Type: String

### return

Returns `true` if the request succeeds; otherwise, returns an error.

Type: Boolean

### securityGroupRuleSet

Information about the inbound (ingress) security group rules that were added.

Type: Array of [SecurityGroupRule](#) objects

## Errors

For information about the errors that are common to all actions, see [Common client error codes](#).

## Examples

### Example 1

This example request grants TCP port 80 access from the source group sg-2a2b3c4d to the security group sg-1a2b3c4d. The source security group must be in the same VPC or in a peer VPC (requires a VPC peering connection).

#### Sample Request

```
https://ec2.amazonaws.com/?Action=AuthorizeSecurityGroupIngress
&GroupId=sg-1a2b3c4d
&IpPermissions.1.IpProtocol=tcp
&IpPermissions.1.FromPort=80
&IpPermissions.1.ToPort=80
&IpPermissions.1.Groups.1.GroupId=sg-2a2b3c4d
&AUTHPARAMS
```

### Example 2

This example grants SSH access (port 22) from the IPv6 range 2001:db8:1234:1a00::/64.

#### Sample Request

```
https://ec2.amazonaws.com/
?Action=AuthorizeSecurityGroupIngress
&GroupId=sg-1a2b3c4d
&IpPermissions.1.IpProtocol=tcp
&IpPermissions.1.FromPort=22
&IpPermissions.1.ToPort=22
&IpPermissions.1.Ipv6Ranges.1.CidrIpv6=2001:db8:1234:1a00::/64
&AUTHPARAMS
```

### Example 3

This example grants access over port 3389 (RDP) from the 192.0.2.0/24 IPv4 address range, and includes a description for the rule to help you identify the rule later.

#### Sample Request

```
https://ec2.amazonaws.com/?Action=AuthorizeSecurityGroupIngress
```

```
&GroupId=sg-112233
&IpPermissions.1.IpProtocol=tcp
&IpPermissions.1.FromPort=3389
&IpPermissions.1.ToPort=3389
&IpPermissions.1.IpRanges.1.CidrIp=192.0.2.0/24
&IpPermissions.1.IpRanges.1.Description=Access from New York office
```

## See Also

For more information about using this API in one of the language-specific AWS SDKs, see the following:

- [AWS Command Line Interface](#)
- [AWS SDK for .NET](#)
- [AWS SDK for C++](#)
- [AWS SDK for Go v2](#)
- [AWS SDK for Java V2](#)
- [AWS SDK for JavaScript V3](#)
- [AWS SDK for PHP V3](#)
- [AWS SDK for Python](#)
- [AWS SDK for Ruby V3](#)

# BundleInstance

Bundles an Amazon instance store-backed Windows instance.

During bundling, only the root device volume (C:\) is bundled. Data on other instance store volumes is not preserved.

## Note

This action is not applicable for Linux/Unix instances or Windows instances that are backed by Amazon EBS.

## Request Parameters

The following parameters are for this specific action. For more information about required and optional parameters that are common to all actions, see [Common Query Parameters](#).

### DryRun

Checks whether you have the required permissions for the action, without actually making the request, and provides an error response. If you have the required permissions, the error response is `DryRunOperation`. Otherwise, it is `UnauthorizedOperation`.

Type: Boolean

Required: No

### InstanceId

The ID of the instance to bundle.

Default: None

Type: String

Required: Yes

### Storage

The bucket in which to store the AMI. You can specify a bucket that you already own or a new bucket that Amazon EC2 creates on your behalf. If you specify a bucket that belongs to someone else, Amazon EC2 returns an error.

Type: [Storage](#) object

Required: Yes

## Response Elements

The following elements are returned by the service.

### **bundleInstanceTask**

Information about the bundle task.

Type: [BundleTask](#) object

### **requestId**

The ID of the request.

Type: String

## Errors

For information about the errors that are common to all actions, see [Common client error codes](#).

## Examples

### Example

This example request bundles the specified instance.

Before you specify a value for your access key ID, review and follow the guidance in [Best Practices for AWS accounts](#) in the *AWS Account Management Reference Guide*.

### Sample Request

```
https://ec2.amazonaws.com/?Action=BundleInstance
&InstanceId=i-1234567890abcdef0
&Storage.S3.AWSAccessKeyId='AKIAIOSFODNN7EXAMPLE'
&Storage.S3.Bucket=myawsbucket
&Storage.S3.Prefix=winami
&Storage.S3.UploadPolicy=eyJleHBpcmF0aW9uIjogIjIwMDgtMDgtMzBUMDg6NDk6MD
```

```
laIiwiY29uZG10aW9ucyI6IFt7ImJ1Y2tldCI6ICJteS1idWNrZXQifSxbInN0YXJ0cy13aXRoIiwgI  
iRrZXkiLCAibXktbmV3LWltYWdlIl0seyJhY2wiOiAiZWMyLWJ1bmRsZS1yZWFKIn1dfEXAMPLE  
&Storage.S3.UploadPolicySignature=fh5tyyyQD8W4COEthj3n1GNEXAMPLE  
&AUTHPARAMS
```

## Sample Response

```
<BundleInstanceResponse xmlns="http://ec2.amazonaws.com/doc/2016-11-15/">  
  <requestId>59dbff89-35bd-4eac-99ed-be587EXAMPLE</requestId>  
  <bundleInstanceTask>  
    <instanceId>i-1234567890abcdef0</instanceId>  
    <bundleId>bun-c1a540a8</bundleId>  
    <state>bundling</state>  
    <startTime>2008-10-07T11:41:50.000Z</startTime>  
    <updateTime>2008-10-07T11:51:50.000Z</updateTime>  
    <progress>70%</progress>  
    <storage>  
      <S3>  
        <bucket>myawsbucket</bucket>  
        <prefix>winami</prefix>  
      </S3>  
    </storage>  
  </bundleInstanceTask>  
</BundleInstanceResponse>
```

## See Also

For more information about using this API in one of the language-specific AWS SDKs, see the following:

- [AWS Command Line Interface](#)
- [AWS SDK for .NET](#)
- [AWS SDK for C++](#)
- [AWS SDK for Go v2](#)
- [AWS SDK for Java V2](#)
- [AWS SDK for JavaScript V3](#)
- [AWS SDK for PHP V3](#)
- [AWS SDK for Python](#)
- [AWS SDK for Ruby V3](#)



# CancelBundleTask

Cancels a bundling operation for an instance store-backed Windows instance.

## Request Parameters

The following parameters are for this specific action. For more information about required and optional parameters that are common to all actions, see [Common Query Parameters](#).

### BundleId

The ID of the bundle task.

Type: String

Required: Yes

### DryRun

Checks whether you have the required permissions for the action, without actually making the request, and provides an error response. If you have the required permissions, the error response is `DryRunOperation`. Otherwise, it is `UnauthorizedOperation`.

Type: Boolean

Required: No

## Response Elements

The following elements are returned by the service.

### bundleInstanceTask

Information about the bundle task.

Type: [BundleTask](#) object

### requestId

The ID of the request.

Type: String



## Errors

For information about the errors that are common to all actions, see [Common client error codes](#).

## Examples

### Example

This example request cancels the specified bundle task.

### Sample Request

```
https://ec2.amazonaws.com/?Action=CancelBundleTask
&BundleId=bun-cla322b9
&AUTHPARAMS
```

### Sample Response

```
<CancelBundleTaskResponse xmlns="http://ec2.amazonaws.com/doc/2016-11-15/">
  <requestId>59dbff89-35bd-4eac-99ed-be587EXAMPLE</requestId>
  <bundleInstanceTask>
    <instanceId>i-1234567890abcdef0</instanceId>
    <bundleId>bun-cla322b9</bundleId>
    <state>canceling</state>
    <startTime>2008-10-07T11:41:50.000Z</startTime>
    <updateTime>2008-10-07T11:51:50.000Z</updateTime>
    <progress>20%</progress>
    <storage>
      <S3>
        <bucket>myawsbucket</bucket>
        <prefix>my-new-image</prefix>
      </S3>
    </storage>
  </bundleInstanceTask>
</CancelBundleTaskResponse>
```

## See Also

For more information about using this API in one of the language-specific AWS SDKs, see the following:

- [AWS Command Line Interface](#)

- [AWS SDK for .NET](#)
- [AWS SDK for C++](#)
- [AWS SDK for Go v2](#)
- [AWS SDK for Java V2](#)
- [AWS SDK for JavaScript V3](#)
- [AWS SDK for PHP V3](#)
- [AWS SDK for Python](#)
- [AWS SDK for Ruby V3](#)

# CancelCapacityReservation

Cancels the specified Capacity Reservation, releases the reserved capacity, and changes the Capacity Reservation's state to cancelled.

Instances running in the reserved capacity continue running until you stop them. Stopped instances that target the Capacity Reservation can no longer launch. Modify these instances to either target a different Capacity Reservation, launch On-Demand Instance capacity, or run in any open Capacity Reservation that has matching attributes and sufficient capacity.

## Request Parameters

The following parameters are for this specific action. For more information about required and optional parameters that are common to all actions, see [Common Query Parameters](#).

### CapacityReservationId

The ID of the Capacity Reservation to be cancelled.

Type: String

Required: Yes

### DryRun

Checks whether you have the required permissions for the action, without actually making the request, and provides an error response. If you have the required permissions, the error response is DryRunOperation. Otherwise, it is UnauthorizedOperation.

Type: Boolean

Required: No

## Response Elements

The following elements are returned by the service.

### requestId

The ID of the request.

Type: String

## return

Returns `true` if the request succeeds; otherwise, it returns an error.

Type: Boolean

## Errors

For information about the errors that are common to all actions, see [Common client error codes](#).

## See Also

For more information about using this API in one of the language-specific AWS SDKs, see the following:

- [AWS Command Line Interface](#)
- [AWS SDK for .NET](#)
- [AWS SDK for C++](#)
- [AWS SDK for Go v2](#)
- [AWS SDK for Java V2](#)
- [AWS SDK for JavaScript V3](#)
- [AWS SDK for PHP V3](#)
- [AWS SDK for Python](#)
- [AWS SDK for Ruby V3](#)

# CancelCapacityReservationFleets

Cancels one or more Capacity Reservation Fleets. When you cancel a Capacity Reservation Fleet, the following happens:

- The Capacity Reservation Fleet's status changes to `cancelled`.
- The individual Capacity Reservations in the Fleet are cancelled. Instances running in the Capacity Reservations at the time of cancelling the Fleet continue to run in shared capacity.
- The Fleet stops creating new Capacity Reservations.

## Request Parameters

The following parameters are for this specific action. For more information about required and optional parameters that are common to all actions, see [Common Query Parameters](#).

### CapacityReservationFleetId.N

The IDs of the Capacity Reservation Fleets to cancel.

Type: Array of strings

Required: Yes

### DryRun

Checks whether you have the required permissions for the action, without actually making the request, and provides an error response. If you have the required permissions, the error response is `DryRunOperation`. Otherwise, it is `UnauthorizedOperation`.

Type: Boolean

Required: No

## Response Elements

The following elements are returned by the service.

### failedFleetCancellationSet

Information about the Capacity Reservation Fleets that could not be cancelled.

Type: Array of [FailedCapacityReservationFleetCancellationResult](#) objects

### **requestId**

The ID of the request.

Type: String

### **successfulFleetCancellationSet**

Information about the Capacity Reservation Fleets that were successfully cancelled.

Type: Array of [CapacityReservationFleetCancellationState](#) objects

## **Errors**

For information about the errors that are common to all actions, see [Common client error codes](#).

## **See Also**

For more information about using this API in one of the language-specific AWS SDKs, see the following:

- [AWS Command Line Interface](#)
- [AWS SDK for .NET](#)
- [AWS SDK for C++](#)
- [AWS SDK for Go v2](#)
- [AWS SDK for Java V2](#)
- [AWS SDK for JavaScript V3](#)
- [AWS SDK for PHP V3](#)
- [AWS SDK for Python](#)
- [AWS SDK for Ruby V3](#)

# CancelConversionTask

Cancels an active conversion task. The task can be the import of an instance or volume. The action removes all artifacts of the conversion, including a partially uploaded volume or instance. If the conversion is complete or is in the process of transferring the final disk image, the command fails and returns an exception.

For more information, see [Importing a Virtual Machine Using the Amazon EC2 CLI](#).

## Request Parameters

The following parameters are for this specific action. For more information about required and optional parameters that are common to all actions, see [Common Query Parameters](#).

### ConversionTaskId

The ID of the conversion task.

Type: String

Required: Yes

### DryRun

Checks whether you have the required permissions for the action, without actually making the request, and provides an error response. If you have the required permissions, the error response is `DryRunOperation`. Otherwise, it is `UnauthorizedOperation`.

Type: Boolean

Required: No

### ReasonMessage

The reason for canceling the conversion task.

Type: String

Required: No

## Response Elements

The following elements are returned by the service.

## requestId

The ID of the request.

Type: String

## return

Is `true` if the request succeeds, and an error otherwise.

Type: Boolean

## Errors

For information about the errors that are common to all actions, see [Common client error codes](#).

## Examples

### Example

This example request cancels the conversion task with the ID `import-i-fh95npoc`.

### Sample Request

```
https://ec2.amazonaws.com/?Action=CancelConversionTask
&ConversionTaskId=import-i-fh95npoc
&AUTHPARAMS
```

### Sample Response

```
<CancelConversionTaskResponse xmlns="http://ec2.amazonaws.com/doc/2016-11-15/">
  <requestId>59dbff89-35bd-4eac-99ed-be587EXAMPLE</requestId>
  <return>true</return>
</CancelConversionTaskResponse>
```

## See Also

For more information about using this API in one of the language-specific AWS SDKs, see the following:

- [AWS Command Line Interface](#)



- [AWS SDK for .NET](#)
- [AWS SDK for C++](#)
- [AWS SDK for Go v2](#)
- [AWS SDK for Java V2](#)
- [AWS SDK for JavaScript V3](#)
- [AWS SDK for PHP V3](#)
- [AWS SDK for Python](#)
- [AWS SDK for Ruby V3](#)

# CancelExportTask

Cancels an active export task. The request removes all artifacts of the export, including any partially-created Amazon S3 objects. If the export task is complete or is in the process of transferring the final disk image, the command fails and returns an error.

## Request Parameters

For more information about required and optional parameters that are common to all actions, see [Common Query Parameters](#).

### ExportTaskId

The ID of the export task. This is the ID returned by the `CreateInstanceExportTask` and `ExportImage` operations.

Type: String

Required: Yes

## Response Elements

The following elements are returned by the service.

### requestId

The ID of the request.

Type: String

### return

Is `true` if the request succeeds, and an error otherwise.

Type: Boolean

## Errors

For information about the errors that are common to all actions, see [Common client error codes](#).

## Examples

### Example

This example request cancels the export task with the ID `export-i-1234wxyz`.

### Sample Request

```
https://ec2.amazonaws.com/?Action=CancelExportTask
&exportTaskId=export-i-1234wxyz
&AUTHPARAMS
```

### Sample Response

```
<CancelExportTask xmlns="http://ec2.amazonaws.com/doc/2016-11-15/">
<requestId>59dbff89-35bd-4eac-99ed-be587EXAMPLE</requestId>
<return>true</return>
</CancelExportTask>
```

## See Also

For more information about using this API in one of the language-specific AWS SDKs, see the following:

- [AWS Command Line Interface](#)
- [AWS SDK for .NET](#)
- [AWS SDK for C++](#)
- [AWS SDK for Go v2](#)
- [AWS SDK for Java V2](#)
- [AWS SDK for JavaScript V3](#)
- [AWS SDK for PHP V3](#)
- [AWS SDK for Python](#)
- [AWS SDK for Ruby V3](#)

# CancelImageLaunchPermission

Removes your AWS account from the launch permissions for the specified AMI. For more information, see [Cancel having an AMI shared with your AWS account](#) in the *Amazon EC2 User Guide*.

## Request Parameters

The following parameters are for this specific action. For more information about required and optional parameters that are common to all actions, see [Common Query Parameters](#).

### DryRun

Checks whether you have the required permissions for the action, without actually making the request, and provides an error response. If you have the required permissions, the error response is `DryRunOperation`. Otherwise, it is `UnauthorizedOperation`.

Type: Boolean

Required: No

### ImageId

The ID of the AMI that was shared with your AWS account.

Type: String

Required: Yes

## Response Elements

The following elements are returned by the service.

### requestId

The ID of the request.

Type: String

### return

Returns `true` if the request succeeds; otherwise, it returns an error.

Type: Boolean

## Errors

For information about the errors that are common to all actions, see [Common client error codes](#).

## See Also

For more information about using this API in one of the language-specific AWS SDKs, see the following:

- [AWS Command Line Interface](#)
- [AWS SDK for .NET](#)
- [AWS SDK for C++](#)
- [AWS SDK for Go v2](#)
- [AWS SDK for Java V2](#)
- [AWS SDK for JavaScript V3](#)
- [AWS SDK for PHP V3](#)
- [AWS SDK for Python](#)
- [AWS SDK for Ruby V3](#)

# CancelImportTask

Cancel an in-process import virtual machine or import snapshot task.

## Request Parameters

The following parameters are for this specific action. For more information about required and optional parameters that are common to all actions, see [Common Query Parameters](#).

### CancelReason

The reason for canceling the task.

Type: String

Required: No

### DryRun

Checks whether you have the required permissions for the action, without actually making the request, and provides an error response. If you have the required permissions, the error response is `DryRunOperation`. Otherwise, it is `UnauthorizedOperation`.

Type: Boolean

Required: No

### ImportTaskId

The ID of the import image or import snapshot task to be canceled.

Type: String

Required: No

## Response Elements

The following elements are returned by the service.

### importTaskId

The ID of the task being canceled.

Type: String

### **previousState**

The current state of the task being canceled.

Type: String

### **requestId**

The ID of the request.

Type: String

### **state**

The current state of the task being canceled.

Type: String

## **Errors**

For information about the errors that are common to all actions, see [Common client error codes](#).

## **See Also**

For more information about using this API in one of the language-specific AWS SDKs, see the following:

- [AWS Command Line Interface](#)
- [AWS SDK for .NET](#)
- [AWS SDK for C++](#)
- [AWS SDK for Go v2](#)
- [AWS SDK for Java V2](#)
- [AWS SDK for JavaScript V3](#)
- [AWS SDK for PHP V3](#)
- [AWS SDK for Python](#)
- [AWS SDK for Ruby V3](#)

# CancelReservedInstancesListing

Cancels the specified Reserved Instance listing in the Reserved Instance Marketplace.

For more information, see [Sell in the Reserved Instance Marketplace](#) in the *Amazon EC2 User Guide*.

## Request Parameters

For more information about required and optional parameters that are common to all actions, see [Common Query Parameters](#).

### ReservedInstancesListingId

The ID of the Reserved Instance listing.

Type: String

Required: Yes

## Response Elements

The following elements are returned by the service.

### requestId

The ID of the request.

Type: String

### reservedInstancesListingsSet

The Reserved Instance listing.

Type: Array of [ReservedInstancesListing](#) objects

## Errors

For information about the errors that are common to all actions, see [Common client error codes](#).



## Examples

### Example

This example request cancels a Reserved Instance listing in the Reserved Instance Marketplace. The response shows that the status is cancelled.

### Sample Request

```
https://ec2.amazonaws.com/?Action=CancelReservedInstancesListing
&ReservedInstancesListingId=3ebe97b5-f273-43b6-a204-7a18cEXAMPLE
&AUTHPARAMS
```

### Sample Response

```
<CancelReservedInstancesListingResponse>
  <requestId>bec2cf62-98ef-434a-8a15-886fcexample</requestId>
  <reservedInstancesListingsSet>
    <item>
      <reservedInstancesListingId>3ebe97b5-f273-43b6-a204-7a18cEXAMPLE</
reservedInstancesListingId>
      <reservedInstancesId>e5a2ff3b-7d14-494f-90af-0b5d0EXAMPLE</
reservedInstancesId>
      <createDate>2012-07-12T16:55:28.000Z</createDate>
      <updateDate>2012-07-12T16:55:28.000Z</updateDate>
      <status>cancelled</status>
      <statusMessage>CANCELLED</statusMessage>
      <instanceCounts>
        <item>
          <state>Available</state>
          <instanceCount>0</instanceCount>
        </item>
        <item>
          <state>Sold</state>
          <instanceCount>0</instanceCount>
        </item>
        <item>
          <state>Cancelled</state>
          <instanceCount>1</instanceCount>
        </item>
        <item>
          <state>Pending</state>
          <instanceCount>0</instanceCount>
      </instanceCounts>
    </item>
  </reservedInstancesListingsSet>
</CancelReservedInstancesListingResponse>
```

```
    </item>
  </instanceCounts>
  <priceSchedules>
    <item>
      <term>5</term>
      <price>166.64</price>
      <currencyCode>USD</currencyCode>
      <active>false</active>
    </item>
    <item>
      <term>4</term>
      <price>133.32</price>
      <currencyCode>USD</currencyCode>
      <active>false</active>
    </item>
    <item>
      <term>3</term>
      <price>99.99</price>
      <currencyCode>USD</currencyCode>
      <active>false</active>
    </item>
    <item>
      <term>2</term>
      <price>66.66</price>
      <currencyCode>USD</currencyCode>
      <active>false</active>
    </item>
    <item>
      <term>1</term>
      <price>33.33</price>
      <currencyCode>USD</currencyCode>
      <active>false</active>
    </item>
  </priceSchedules>
  <tagSet/>
  <clientToken>XqJIIt1342112125076</clientToken>
</item>
</reservedInstancesListingsSet>
</CancelReservedInstancesListingResponse>
```

## See Also

For more information about using this API in one of the language-specific AWS SDKs, see the following:

- [AWS Command Line Interface](#)
- [AWS SDK for .NET](#)
- [AWS SDK for C++](#)
- [AWS SDK for Go v2](#)
- [AWS SDK for Java V2](#)
- [AWS SDK for JavaScript V3](#)
- [AWS SDK for PHP V3](#)
- [AWS SDK for Python](#)
- [AWS SDK for Ruby V3](#)

# CancelSpotFleetRequests

Cancels the specified Spot Fleet requests.

After you cancel a Spot Fleet request, the Spot Fleet launches no new instances.

You must also specify whether a canceled Spot Fleet request should terminate its instances. If you choose to terminate the instances, the Spot Fleet request enters the `cancelled_terminating` state. Otherwise, the Spot Fleet request enters the `cancelled_running` state and the instances continue to run until they are interrupted or you terminate them manually.

## Restrictions

- You can delete up to 100 fleets in a single request. If you exceed the specified number, no fleets are deleted.

## Request Parameters

The following parameters are for this specific action. For more information about required and optional parameters that are common to all actions, see [Common Query Parameters](#).

### DryRun

Checks whether you have the required permissions for the action, without actually making the request, and provides an error response. If you have the required permissions, the error response is `DryRunOperation`. Otherwise, it is `UnauthorizedOperation`.

Type: Boolean

Required: No

### SpotFleetRequestId.N

The IDs of the Spot Fleet requests.

Constraint: You can specify up to 100 IDs in a single request.

Type: Array of strings

Required: Yes

## TerminateInstances

Indicates whether to terminate the associated instances when the Spot Fleet request is canceled. The default is to terminate the instances.

To let the instances continue to run after the Spot Fleet request is canceled, specify `no-terminate-instances`.

Type: Boolean

Required: Yes

## Response Elements

The following elements are returned by the service.

### **requestId**

The ID of the request.

Type: String

### **successfulFleetRequestSet**

Information about the Spot Fleet requests that are successfully canceled.

Type: Array of [CancelSpotFleetRequestsSuccessItem](#) objects

### **unsuccessfulFleetRequestSet**

Information about the Spot Fleet requests that are not successfully canceled.

Type: Array of [CancelSpotFleetRequestsErrorItem](#) objects

## Errors

For information about the errors that are common to all actions, see [Common client error codes](#).

## Examples

### Example

This example cancels Spot Fleet request `sfr-123f8fc2-cb31-425e-abcd-example2710` and terminates all instances that were launched by the request.

## Sample Request

```
https://ec2.amazonaws.com/?Action=CancelSpotFleetRequests
&SpotFleetRequestId.1=sfr-123f8fc2-cb31-425e-abcd-example2710
&TerminateInstances=true
&AUTHPARAMS
```

## Sample Response

```
<CancelSpotFleetRequestsResponse xmlns="http://ec2.amazonaws.com/doc/2016-11-15/">
  <requestId>e12d2fe5-6503-4b4b-911c-example</requestId>
  <unsuccessfulFleetRequestSet/>
  <successfulFleetRequestSet>
    <item>
      <spotFleetRequestId>sfr-123f8fc2-cb31-425e-abcd-example2710</
spotFleetRequestId>
      <currentSpotFleetRequestState>cancelled_terminating</
currentSpotFleetRequestState>
      <previousSpotFleetRequestState>active</previousSpotFleetRequestState>
    </item>
  </successfulFleetRequestSet>
</CancelSpotFleetRequestsResponse>
```

## See Also

For more information about using this API in one of the language-specific AWS SDKs, see the following:

- [AWS Command Line Interface](#)
- [AWS SDK for .NET](#)
- [AWS SDK for C++](#)
- [AWS SDK for Go v2](#)
- [AWS SDK for Java V2](#)
- [AWS SDK for JavaScript V3](#)
- [AWS SDK for PHP V3](#)
- [AWS SDK for Python](#)
- [AWS SDK for Ruby V3](#)

# CancelSpotInstanceRequests

Cancels one or more Spot Instance requests.

## Important

Canceling a Spot Instance request does not terminate running Spot Instances associated with the request.

## Request Parameters

The following parameters are for this specific action. For more information about required and optional parameters that are common to all actions, see [Common Query Parameters](#).

### DryRun

Checks whether you have the required permissions for the action, without actually making the request, and provides an error response. If you have the required permissions, the error response is `DryRunOperation`. Otherwise, it is `UnauthorizedOperation`.

Type: Boolean

Required: No

### SpotInstanceRequestId.N

The IDs of the Spot Instance requests.

Type: Array of strings

Required: Yes

## Response Elements

The following elements are returned by the service.

### requestId

The ID of the request.

Type: String

## spotInstanceRequestSet

The Spot Instance requests.

Type: Array of [CancelledSpotInstanceRequest](#) objects

## Errors

For information about the errors that are common to all actions, see [Common client error codes](#).

## Examples

### Example

This example cancels the specified Spot Instance request.

### Sample Request

```
https://ec2.amazonaws.com/?Action=CancelSpotInstanceRequests
&SpotInstanceRequestId.1=sir-1a2b3c4d
&AUTHPARAMS
```

### Sample Response

```
<CancelSpotInstanceRequestsResponse xmlns="http://ec2.amazonaws.com/doc/2016-11-15/">
  <requestId>59dbff89-35bd-4eac-99ed-be587EXAMPLE</requestId>
  <spotInstanceRequestSet>
    <item>
      <spotInstanceRequestId>sir-1a2b3c4d</spotInstanceRequestId>
      <state>cancelled</state>
    </item>
  </spotInstanceRequestSet>
</CancelSpotInstanceRequestsResponse>
```

## See Also

For more information about using this API in one of the language-specific AWS SDKs, see the following:



- [AWS Command Line Interface](#)
- [AWS SDK for .NET](#)
- [AWS SDK for C++](#)
- [AWS SDK for Go v2](#)
- [AWS SDK for Java V2](#)
- [AWS SDK for JavaScript V3](#)
- [AWS SDK for PHP V3](#)
- [AWS SDK for Python](#)
- [AWS SDK for Ruby V3](#)

# ConfirmProductInstance

Determines whether a product code is associated with an instance. This action can only be used by the owner of the product code. It is useful when a product code owner must verify whether another user's instance is eligible for support.

## Request Parameters

The following parameters are for this specific action. For more information about required and optional parameters that are common to all actions, see [Common Query Parameters](#).

### DryRun

Checks whether you have the required permissions for the action, without actually making the request, and provides an error response. If you have the required permissions, the error response is `DryRunOperation`. Otherwise, it is `UnauthorizedOperation`.

Type: Boolean

Required: No

### InstanceId

The ID of the instance.

Type: String

Required: Yes

### ProductCode

The product code. This must be a product code that you own.

Type: String

Required: Yes

## Response Elements

The following elements are returned by the service.

## ownerId

The AWS account ID of the instance owner. This is only present if the product code is attached to the instance.

Type: String

## requestId

The ID of the request.

Type: String

## return

The return value of the request. Returns `true` if the specified product code is owned by the requester and associated with the specified instance.

Type: Boolean

## Errors

For information about the errors that are common to all actions, see [Common client error codes](#).

## Examples

### Example

This example determines whether the specified product code is associated with the specified instance.

### Sample Request

```
https://ec2.amazonaws.com/?Action=ConfirmProductInstance
&ProductCode=774F4FF8
&InstanceId=i-1234567890abcdef0
&AUTHPARAMS
```

### Sample Response

```
<ConfirmProductInstanceResponse xmlns="http://ec2.amazonaws.com/doc/2016-11-15/">
  <requestId>59dbff89-35bd-4eac-99ed-be587EXAMPLE</requestId>
```

```
<return>true</return>
  <ownerId>111122223333</ownerId>
</ConfirmProductInstanceResponse>
```

## See Also

For more information about using this API in one of the language-specific AWS SDKs, see the following:

- [AWS Command Line Interface](#)
- [AWS SDK for .NET](#)
- [AWS SDK for C++](#)
- [AWS SDK for Go v2](#)
- [AWS SDK for Java V2](#)
- [AWS SDK for JavaScript V3](#)
- [AWS SDK for PHP V3](#)
- [AWS SDK for Python](#)
- [AWS SDK for Ruby V3](#)

# CopyFpgaImage

Copies the specified Amazon FPGA Image (AFI) to the current Region.

## Request Parameters

The following parameters are for this specific action. For more information about required and optional parameters that are common to all actions, see [Common Query Parameters](#).

### ClientToken

Unique, case-sensitive identifier that you provide to ensure the idempotency of the request. For more information, see [Ensuring idempotency](#).

Type: String

Required: No

### Description

The description for the new AFI.

Type: String

Required: No

### DryRun

Checks whether you have the required permissions for the action, without actually making the request, and provides an error response. If you have the required permissions, the error response is `DryRunOperation`. Otherwise, it is `UnauthorizedOperation`.

Type: Boolean

Required: No

### Name

The name for the new AFI. The default is the name of the source AFI.

Type: String

Required: No

## SourceFpgaImageId

The ID of the source AFI.

Type: String

Required: Yes

## SourceRegion

The Region that contains the source AFI.

Type: String

Required: Yes

## Response Elements

The following elements are returned by the service.

### fpgaImageId

The ID of the new AFI.

Type: String

### requestId

The ID of the request.

Type: String

## Errors

For information about the errors that are common to all actions, see [Common client error codes](#).

## Examples

### Example

This example copies the specified AFI from the us-east-1 Region to the current Region (eu-west-1).

## Sample Request

```
https://ec2.eu-west-1.amazonaws.com/?Action=CopyFpgaImage
&Name=eu-afi
&SourceFpgaImageId=afi-0d123eabcbfc85456
&SourceRegion=us-east-1
&AUTHPARAMS
```

## Sample Response

```
<CopyFpgaImageResponse xmlns="http://ec2.amazonaws.com/doc/2016-11-15/">
  <requestId>2d55d021-9ca9-45a1-8c5c-453example</requestId>
  <fpgaImageId>afi-06b12350a123fbabc</fpgaImageId>
</CopyFpgaImageResponse>
```

## See Also

For more information about using this API in one of the language-specific AWS SDKs, see the following:

- [AWS Command Line Interface](#)
- [AWS SDK for .NET](#)
- [AWS SDK for C++](#)
- [AWS SDK for Go v2](#)
- [AWS SDK for Java V2](#)
- [AWS SDK for JavaScript V3](#)
- [AWS SDK for PHP V3](#)
- [AWS SDK for Python](#)
- [AWS SDK for Ruby V3](#)

# CopyImage

Initiates an AMI copy operation. You can copy an AMI from one Region to another, or from a Region to an Outpost. You can't copy an AMI from an Outpost to a Region, from one Outpost to another, or within the same Outpost. To copy an AMI to another partition, see [CreateStoreImageTask](#).

When you copy an AMI from one Region to another, the destination Region is the current Region.

When you copy an AMI from a Region to an Outpost, specify the ARN of the Outpost as the destination. Backing snapshots copied to an Outpost are encrypted by default using the default encryption key for the Region or the key that you specify. Outposts do not support unencrypted snapshots.

For information about the prerequisites when copying an AMI, see [Copy an AMI](#) in the *Amazon EC2 User Guide*.

## Request Parameters

The following parameters are for this specific action. For more information about required and optional parameters that are common to all actions, see [Common Query Parameters](#).

### ClientToken

Unique, case-sensitive identifier you provide to ensure idempotency of the request. For more information, see [Ensuring idempotency](#) in the *Amazon EC2 API Reference*.

Type: String

Required: No

### CopyImageTags

Indicates whether to include your user-defined AMI tags when copying the AMI.

The following tags will not be copied:

- System tags (prefixed with aws :)
- For public and shared AMIs, user-defined tags that are attached by other AWS accounts

Default: Your user-defined AMI tags are not copied.

Type: Boolean



Required: No

## Description

A description for the new AMI in the destination Region.

Type: String

Required: No

## DestinationOutpostArn

The Amazon Resource Name (ARN) of the Outpost to which to copy the AMI. Only specify this parameter when copying an AMI from an AWS Region to an Outpost. The AMI must be in the Region of the destination Outpost. You cannot copy an AMI from an Outpost to a Region, from one Outpost to another, or within the same Outpost.

For more information, see [Copy AMIs from an AWS Region to an Outpost](#) in the *Amazon EBS User Guide*.

Type: String

Required: No

## DryRun

Checks whether you have the required permissions for the action, without actually making the request, and provides an error response. If you have the required permissions, the error response is `DryRunOperation`. Otherwise, it is `UnauthorizedOperation`.

Type: Boolean

Required: No

## Encrypted

Specifies whether the destination snapshots of the copied image should be encrypted. You can encrypt a copy of an unencrypted snapshot, but you cannot create an unencrypted copy of an encrypted snapshot. The default KMS key for Amazon EBS is used unless you specify a non-default AWS Key Management Service (AWS KMS) KMS key using `KmsKeyId`. For more information, see [Use encryption with EBS-backed AMIs](#) in the *Amazon EC2 User Guide*.

Type: Boolean

Required: No

### **KmsKeyId**

The identifier of the symmetric AWS Key Management Service (AWS KMS) KMS key to use when creating encrypted volumes. If this parameter is not specified, your AWS managed KMS key for Amazon EBS is used. If you specify a KMS key, you must also set the `encryptedState` to `true`.

You can specify a KMS key using any of the following:

- Key ID. For example, `1234abcd-12ab-34cd-56ef-1234567890ab`.
- Key alias. For example, `alias/ExampleAlias`.
- Key ARN. For example, `arn:aws:kms:us-east-1:012345678910:key/1234abcd-12ab-34cd-56ef-1234567890ab`.
- Alias ARN. For example, `arn:aws:kms:us-east-1:012345678910:alias/ExampleAlias`.

AWS authenticates the KMS key asynchronously. Therefore, if you specify an identifier that is not valid, the action can appear to complete, but eventually fails.

The specified KMS key must exist in the destination Region.

Amazon EBS does not support asymmetric KMS keys.

Type: String

Required: No

### **Name**

The name of the new AMI in the destination Region.

Type: String

Required: Yes

### **SourceImageId**

The ID of the AMI to copy.

Type: String

Required: Yes

## SourceRegion

The name of the Region that contains the AMI to copy.

Type: String

Required: Yes

## TagSpecification.N

The tags to apply to the new AMI and new snapshots. You can tag the AMI, the snapshots, or both.

- To tag the new AMI, the value for `ResourceType` must be `image`.
- To tag the new snapshots, the value for `ResourceType` must be `snapshot`. The same tag is applied to all the new snapshots.

If you specify other values for `ResourceType`, the request fails.

To tag an AMI or snapshot after it has been created, see [CreateTags](#).

Type: Array of [TagSpecification](#) objects

Required: No

## Response Elements

The following elements are returned by the service.

### imageId

The ID of the new AMI.

Type: String

### requestId

The ID of the request.

Type: String

## Errors

For information about the errors that are common to all actions, see [Common client error codes](#).

## Examples

### Example

This example request copies the AMI in us-west-2 with the ID ami-1a2b3c4d, naming the new AMI My-Standard-AMI.

### Sample Request

```
https://ec2.amazonaws.com/?Action=CopyImage
&SourceRegion=us-west-2
&SourceImageId=ami-1a2b3c4d
&Name=My-Standard-AMI
&Description=This%20is%20the%20new%20version%20of%20My-Standard-AMI
&ClientToken=550e8400-e29b-41d4-a716-446655440000
&AUTHPARAMS
```

### Sample Response

```
<CopyImageResponse xmlns="http://ec2.amazonaws.com/doc/2016-11-15/">
  <requestId>60bc441d-fa2c-494d-b155-5d6a3EXAMPLE</requestId>
  <imageId>ami-4d3c2b1a</imageId>
</CopyImageResponse>
```

## See Also

For more information about using this API in one of the language-specific AWS SDKs, see the following:

- [AWS Command Line Interface](#)
- [AWS SDK for .NET](#)
- [AWS SDK for C++](#)
- [AWS SDK for Go v2](#)
- [AWS SDK for Java V2](#)
- [AWS SDK for JavaScript V3](#)
- [AWS SDK for PHP V3](#)
- [AWS SDK for Python](#)
- [AWS SDK for Ruby V3](#)



# CopySnapshot

Copies a point-in-time snapshot of an EBS volume and stores it in Amazon S3. You can copy a snapshot within the same Region, from one Region to another, or from a Region to an Outpost. You can't copy a snapshot from an Outpost to a Region, from one Outpost to another, or within the same Outpost.

You can use the snapshot to create EBS volumes or Amazon Machine Images (AMIs).

When copying snapshots to a Region, copies of encrypted EBS snapshots remain encrypted. Copies of unencrypted snapshots remain unencrypted, unless you enable encryption for the snapshot copy operation. By default, encrypted snapshot copies use the default AWS KMS key; however, you can specify a different KMS key. To copy an encrypted snapshot that has been shared from another account, you must have permissions for the KMS key used to encrypt the snapshot.

Snapshots copied to an Outpost are encrypted by default using the default encryption key for the Region, or a different key that you specify in the request using **KmsKeyId**. Outposts do not support unencrypted snapshots. For more information, [Amazon EBS local snapshots on Outposts](#) in the *Amazon EBS User Guide*.

Snapshots created by copying another snapshot have an arbitrary volume ID that should not be used for any purpose.

For more information, see [Copy an Amazon EBS snapshot](#) in the *Amazon EBS User Guide*.

## Request Parameters

The following parameters are for this specific action. For more information about required and optional parameters that are common to all actions, see [Common Query Parameters](#).

### Description

A description for the EBS snapshot.

Type: String

Required: No

### DestinationOutpostArn

The Amazon Resource Name (ARN) of the Outpost to which to copy the snapshot. Only specify this parameter when copying a snapshot from an AWS Region to an Outpost. The snapshot

must be in the Region for the destination Outpost. You cannot copy a snapshot from an Outpost to a Region, from one Outpost to another, or within the same Outpost.

For more information, see [Copy snapshots from an AWS Region to an Outpost](#) in the *Amazon EBS User Guide*.

Type: String

Required: No

### **DestinationRegion**

The destination Region to use in the `PresignedUrl` parameter of a snapshot copy operation. This parameter is only valid for specifying the destination Region in a `PresignedUrl` parameter, where it is required.

The snapshot copy is sent to the regional endpoint that you sent the HTTP request to (for example, `ec2.us-east-1.amazonaws.com`).

Type: String

Required: No

### **DryRun**

Checks whether you have the required permissions for the action, without actually making the request, and provides an error response. If you have the required permissions, the error response is `DryRunOperation`. Otherwise, it is `UnauthorizedOperation`.

Type: Boolean

Required: No

### **Encrypted**

To encrypt a copy of an unencrypted snapshot if encryption by default is not enabled, enable encryption using this parameter. Otherwise, omit this parameter. Encrypted snapshots are encrypted, even if you omit this parameter and encryption by default is not enabled. You cannot set this parameter to false. For more information, see [Amazon EBS encryption](#) in the *Amazon EBS User Guide*.

Type: Boolean

Required: No

## KmsKeyId

The identifier of the AWS KMS key to use for Amazon EBS encryption. If this parameter is not specified, your AWS KMS key for Amazon EBS is used. If `KmsKeyId` is specified, the encrypted state must be `true`.

You can specify the KMS key using any of the following:

- Key ID. For example, 1234abcd-12ab-34cd-56ef-1234567890ab.
- Key alias. For example, alias/ExampleAlias.
- Key ARN. For example, arn:aws:kms:us-east-1:012345678910:key/1234abcd-12ab-34cd-56ef-1234567890ab.
- Alias ARN. For example, arn:aws:kms:us-east-1:012345678910:alias/ExampleAlias.

AWS authenticates the KMS key asynchronously. Therefore, if you specify an ID, alias, or ARN that is not valid, the action can appear to complete, but eventually fails.

Type: String

Required: No

## PresignedUrl

When you copy an encrypted source snapshot using the Amazon EC2 Query API, you must supply a pre-signed URL. This parameter is optional for unencrypted snapshots. For more information, see [Query requests](#).

The `PresignedUrl` should use the snapshot source endpoint, the `CopySnapshot` action, and include the `SourceRegion`, `SourceSnapshotId`, and `DestinationRegion` parameters. The `PresignedUrl` must be signed using AWS Signature Version 4. Because EBS snapshots are stored in Amazon S3, the signing algorithm for this parameter uses the same logic that is described in [Authenticating Requests: Using Query Parameters \(AWS Signature Version 4\)](#) in the *Amazon S3 API Reference*. An invalid or improperly signed `PresignedUrl` will cause the copy operation to fail asynchronously, and the snapshot will move to an `error` state.

Type: String

Required: No

## SourceRegion

The ID of the Region that contains the snapshot to be copied.



Type: String

Required: Yes

### **SourceSnapshotId**

The ID of the EBS snapshot to copy.

Type: String

Required: Yes

### **TagSpecification.N**

The tags to apply to the new snapshot.

Type: Array of [TagSpecification](#) objects

Required: No

## **Response Elements**

The following elements are returned by the service.

### **requestId**

The ID of the request.

Type: String

### **snapshotId**

The ID of the new snapshot.

Type: String

### **tagSet**

Any tags applied to the new snapshot.

Type: Array of [Tag](#) objects

## **Errors**

For information about the errors that are common to all actions, see [Common client error codes](#).

## Examples

### Create copy of an unencrypted snapshot in the same Region as the original

This example request copies the snapshot in the us-west-1 Region with the ID snap-1234567890abcdef0.

#### Sample Request

```
https://ec2.amazonaws.com/?Action=CopySnapshot
&SourceRegion=us-west-1
&SourceSnapshotId=snap-1234567890abcdef0
&Description=My_snapshot
&AUTHPARAMS
```

#### Sample Response

```
<CopySnapshotResponse xmlns="http://ec2.amazonaws.com/doc/2016-11-15/">
  <requestId>60bc441d-fa2c-494d-b155-5d6a3EXAMPLE</requestId>
  <snapshotId>snap-1234567890abcdef1</snapshotId>
</CopySnapshotResponse>
```

### Create a copy of an encrypted snapshot in a Region different from the original

This example request copies an encrypted snapshot in the us-west-1 Region to the us-east-1 Region with the ID snap-0987654321abcdef0.

#### Sample Request

```
https://ec2.amazonaws.com/?SourceSnapshotId=snap-005a01bf6eEXAMPLE
&SourceRegion=us-west-1
&KmsKeyId=arn%3Aaws%3Akms%3Aus-west-2%3A210774411744%3Akey%2FfEXAMPLE-24bc-479b-
a9da-7132eEXAMPLE
&Action=CopySnapshot
&Encrypted=true
&DestinationRegion=us-east-1
&AUTHPARAMS
```

#### Sample Response

```
<CopySnapshotResponse xmlns="http://ec2.amazonaws.com/doc/2016-11-15/">
```

```
<requestId>256f6c57-6648-4544-a79a-35a03EXAMPLE</requestId>  
<snapshotId>snap-0987654321abcdef0</snapshotId>  
</CopySnapshotResponse>
```

## See Also

For more information about using this API in one of the language-specific AWS SDKs, see the following:

- [AWS Command Line Interface](#)
- [AWS SDK for .NET](#)
- [AWS SDK for C++](#)
- [AWS SDK for Go v2](#)
- [AWS SDK for Java V2](#)
- [AWS SDK for JavaScript V3](#)
- [AWS SDK for PHP V3](#)
- [AWS SDK for Python](#)
- [AWS SDK for Ruby V3](#)

# CreateCapacityReservation

Creates a new Capacity Reservation with the specified attributes.

Capacity Reservations enable you to reserve capacity for your Amazon EC2 instances in a specific Availability Zone for any duration. This gives you the flexibility to selectively add capacity reservations and still get the Regional RI discounts for that usage. By creating Capacity Reservations, you ensure that you always have access to Amazon EC2 capacity when you need it, for as long as you need it. For more information, see [Capacity Reservations](#) in the *Amazon EC2 User Guide*.

Your request to create a Capacity Reservation could fail if Amazon EC2 does not have sufficient capacity to fulfill the request. If your request fails due to Amazon EC2 capacity constraints, either try again at a later time, try in a different Availability Zone, or request a smaller capacity reservation. If your application is flexible across instance types and sizes, try to create a Capacity Reservation with different instance attributes.

Your request could also fail if the requested quantity exceeds your On-Demand Instance limit for the selected instance type. If your request fails due to limit constraints, increase your On-Demand Instance limit for the required instance type and try again. For more information about increasing your instance limits, see [Amazon EC2 Service Quotas](#) in the *Amazon EC2 User Guide*.

## Request Parameters

The following parameters are for this specific action. For more information about required and optional parameters that are common to all actions, see [Common Query Parameters](#).

### AvailabilityZone

The Availability Zone in which to create the Capacity Reservation.

Type: String

Required: No

### AvailabilityZoneId

The ID of the Availability Zone in which to create the Capacity Reservation.

Type: String

Required: No

## ClientToken

Unique, case-sensitive identifier that you provide to ensure the idempotency of the request. For more information, see [Ensure Idempotency](#).

Type: String

Required: No

## DryRun

Checks whether you have the required permissions for the action, without actually making the request, and provides an error response. If you have the required permissions, the error response is `DryRunOperation`. Otherwise, it is `UnauthorizedOperation`.

Type: Boolean

Required: No

## EbsOptimized

Indicates whether the Capacity Reservation supports EBS-optimized instances. This optimization provides dedicated throughput to Amazon EBS and an optimized configuration stack to provide optimal I/O performance. This optimization isn't available with all instance types. Additional usage charges apply when using an EBS- optimized instance.

Type: Boolean

Required: No

## EndDate

The date and time at which the Capacity Reservation expires. When a Capacity Reservation expires, the reserved capacity is released and you can no longer launch instances into it. The Capacity Reservation's state changes to `expired` when it reaches its end date and time.

You must provide an `EndDate` value if `EndDateType` is `limited`. Omit `EndDate` if `EndDateType` is `unlimited`.

If the `EndDateType` is `limited`, the Capacity Reservation is cancelled within an hour from the specified time. For example, if you specify `5/31/2019, 13:30:55`, the Capacity Reservation is guaranteed to end between `13:30:55` and `14:30:55` on `5/31/2019`.

Type: Timestamp

Required: No

## EndDateType

Indicates the way in which the Capacity Reservation ends. A Capacity Reservation can have one of the following end types:

- `unlimited` - The Capacity Reservation remains active until you explicitly cancel it. Do not provide an `EndDate` if the `EndDateType` is `unlimited`.
- `limited` - The Capacity Reservation expires automatically at a specified date and time. You must provide an `EndDate` value if the `EndDateType` value is `limited`.

Type: String

Valid Values: `unlimited` | `limited`

Required: No

## EphemeralStorage

*Deprecated.*

Type: Boolean

Required: No

## InstanceCount

The number of instances for which to reserve capacity.

Valid range: 1 - 1000

Type: Integer

Required: Yes

## InstanceMatchCriteria

Indicates the type of instance launches that the Capacity Reservation accepts. The options include:

- `open` - The Capacity Reservation automatically matches all instances that have matching attributes (instance type, platform, and Availability Zone). Instances that have matching attributes run in the Capacity Reservation automatically without specifying any additional parameters.

- `targeted` - The Capacity Reservation only accepts instances that have matching attributes (instance type, platform, and Availability Zone), and explicitly target the Capacity Reservation. This ensures that only permitted instances can use the reserved capacity.

Default: `open`

Type: String

Valid Values: `open` | `targeted`

Required: No

### **InstancePlatform**

The type of operating system for which to reserve capacity.

Type: String

Valid Values: `Linux/UNIX` | `Red Hat Enterprise Linux` | `SUSE Linux` | `Windows` | `Windows with SQL Server` | `Windows with SQL Server Enterprise` | `Windows with SQL Server Standard` | `Windows with SQL Server Web` | `Linux with SQL Server Standard` | `Linux with SQL Server Web` | `Linux with SQL Server Enterprise` | `RHEL with SQL Server Standard` | `RHEL with SQL Server Enterprise` | `RHEL with SQL Server Web` | `RHEL with HA` | `RHEL with HA and SQL Server Standard` | `RHEL with HA and SQL Server Enterprise` | `Ubuntu Pro`

Required: Yes

### **InstanceType**

The instance type for which to reserve capacity. For more information, see [Instance types](#) in the *Amazon EC2 User Guide*.

Type: String

Required: Yes

### **OutpostArn**

The Amazon Resource Name (ARN) of the Outpost on which to create the Capacity Reservation.

Type: String

Pattern: `^arn:aws([a-z-]+)?:outposts:[a-z\d-]+:\d{12}:outpost/op-[a-f0-9]{17}$`

Required: No

### PlacementGroupArn

The Amazon Resource Name (ARN) of the cluster placement group in which to create the Capacity Reservation. For more information, see [Capacity Reservations for cluster placement groups](#) in the *Amazon EC2 User Guide*.

Type: String

Pattern: `^arn:aws([a-z-]+)?:ec2:[a-z\d-]+:\d{12}:placement-group/^\.{1,255}$`

Required: No

### TagSpecifications.N

The tags to apply to the Capacity Reservation during launch.

Type: Array of [TagSpecification](#) objects

Required: No

### Tenancy

Indicates the tenancy of the Capacity Reservation. A Capacity Reservation can have one of the following tenancy settings:

- `default` - The Capacity Reservation is created on hardware that is shared with other AWS accounts.
- `dedicated` - The Capacity Reservation is created on single-tenant hardware that is dedicated to a single AWS account.

Type: String

Valid Values: `default` | `dedicated`

Required: No

## Response Elements

The following elements are returned by the service.



## capacityReservation

Information about the Capacity Reservation.

Type: [CapacityReservation](#) object

### requestId

The ID of the request.

Type: String

## Errors

For information about the errors that are common to all actions, see [Common client error codes](#).

## See Also

For more information about using this API in one of the language-specific AWS SDKs, see the following:

- [AWS Command Line Interface](#)
- [AWS SDK for .NET](#)
- [AWS SDK for C++](#)
- [AWS SDK for Go v2](#)
- [AWS SDK for Java V2](#)
- [AWS SDK for JavaScript V3](#)
- [AWS SDK for PHP V3](#)
- [AWS SDK for Python](#)
- [AWS SDK for Ruby V3](#)

# CreateCapacityReservationBySplitting

Create a new Capacity Reservation by splitting the available capacity of the source Capacity Reservation. The new Capacity Reservation will have the same attributes as the source Capacity Reservation except for tags. The source Capacity Reservation must be active and owned by your AWS account.

## Request Parameters

The following parameters are for this specific action. For more information about required and optional parameters that are common to all actions, see [Common Query Parameters](#).

### ClientToken

Unique, case-sensitive identifier that you provide to ensure the idempotency of the request. For more information, see [Ensure Idempotency](#).

Type: String

Required: No

### DryRun

Checks whether you have the required permissions for the action, without actually making the request, and provides an error response. If you have the required permissions, the error response is `DryRunOperation`. Otherwise, it is `UnauthorizedOperation`.

Type: Boolean

Required: No

### InstanceCount

The number of instances to split from the source Capacity Reservation.

Type: Integer

Required: Yes

### SourceCapacityReservationId

The ID of the Capacity Reservation from which you want to split the available capacity.

Type: String

Required: Yes

### **TagSpecification.N**

The tags to apply to the new Capacity Reservation.

Type: Array of [TagSpecification](#) objects

Required: No

## **Response Elements**

The following elements are returned by the service.

### **destinationCapacityReservation**

Information about the destination Capacity Reservation.

Type: [CapacityReservation](#) object

### **instanceCount**

The number of instances in the new Capacity Reservation. The number of instances in the source Capacity Reservation was reduced by this amount.

Type: Integer

### **requestId**

The ID of the request.

Type: String

### **sourceCapacityReservation**

Information about the source Capacity Reservation.

Type: [CapacityReservation](#) object

## **Errors**

For information about the errors that are common to all actions, see [Common client error codes](#).

## See Also

For more information about using this API in one of the language-specific AWS SDKs, see the following:

- [AWS Command Line Interface](#)
- [AWS SDK for .NET](#)
- [AWS SDK for C++](#)
- [AWS SDK for Go v2](#)
- [AWS SDK for Java V2](#)
- [AWS SDK for JavaScript V3](#)
- [AWS SDK for PHP V3](#)
- [AWS SDK for Python](#)
- [AWS SDK for Ruby V3](#)

# CreateCapacityReservationFleet

Creates a Capacity Reservation Fleet. For more information, see [Create a Capacity Reservation Fleet](#) in the *Amazon EC2 User Guide*.

## Request Parameters

The following parameters are for this specific action. For more information about required and optional parameters that are common to all actions, see [Common Query Parameters](#).

### AllocationStrategy

The strategy used by the Capacity Reservation Fleet to determine which of the specified instance types to use. Currently, only the prioritized allocation strategy is supported. For more information, see [Allocation strategy](#) in the *Amazon EC2 User Guide*.

Valid values: prioritized

Type: String

Required: No

### ClientToken

Unique, case-sensitive identifier that you provide to ensure the idempotency of the request. For more information, see [Ensure Idempotency](#).

Type: String

Required: No

### DryRun

Checks whether you have the required permissions for the action, without actually making the request, and provides an error response. If you have the required permissions, the error response is `DryRunOperation`. Otherwise, it is `UnauthorizedOperation`.

Type: Boolean

Required: No

## EndDate

The date and time at which the Capacity Reservation Fleet expires. When the Capacity Reservation Fleet expires, its state changes to `expired` and all of the Capacity Reservations in the Fleet expire.

The Capacity Reservation Fleet expires within an hour after the specified time. For example, if you specify `5/31/2019, 13:30:55`, the Capacity Reservation Fleet is guaranteed to expire between `13:30:55` and `14:30:55` on `5/31/2019`.

Type: Timestamp

Required: No

## InstanceMatchCriteria

Indicates the type of instance launches that the Capacity Reservation Fleet accepts. All Capacity Reservations in the Fleet inherit this instance matching criteria.

Currently, Capacity Reservation Fleets support open instance matching criteria only. This means that instances that have matching attributes (instance type, platform, and Availability Zone) run in the Capacity Reservations automatically. Instances do not need to explicitly target a Capacity Reservation Fleet to use its reserved capacity.

Type: String

Valid Values: open

Required: No

## InstanceTypeSpecification.N

Information about the instance types for which to reserve the capacity.

Type: Array of [ReservationFleetInstanceSpecification](#) objects

Required: Yes

## TagSpecification.N

The tags to assign to the Capacity Reservation Fleet. The tags are automatically assigned to the Capacity Reservations in the Fleet.

Type: Array of [TagSpecification](#) objects

Required: No

## Tenancy

Indicates the tenancy of the Capacity Reservation Fleet. All Capacity Reservations in the Fleet inherit this tenancy. The Capacity Reservation Fleet can have one of the following tenancy settings:

- `default` - The Capacity Reservation Fleet is created on hardware that is shared with other AWS accounts.
- `dedicated` - The Capacity Reservations are created on single-tenant hardware that is dedicated to a single AWS account.

Type: String

Valid Values: `default`

Required: No

## TotalTargetCapacity

The total number of capacity units to be reserved by the Capacity Reservation Fleet. This value, together with the instance type weights that you assign to each instance type used by the Fleet determine the number of instances for which the Fleet reserves capacity. Both values are based on units that make sense for your workload. For more information, see [Total target capacity](#) in the *Amazon EC2 User Guide*.

Type: Integer

Required: Yes

## Response Elements

The following elements are returned by the service.

### allocationStrategy

The allocation strategy used by the Capacity Reservation Fleet.

Type: String

### capacityReservationFleetId

The ID of the Capacity Reservation Fleet.

Type: String

**createTime**

The date and time at which the Capacity Reservation Fleet was created.

Type: Timestamp

**endDate**

The date and time at which the Capacity Reservation Fleet expires.

Type: Timestamp

**fleetCapacityReservationSet**

Information about the individual Capacity Reservations in the Capacity Reservation Fleet.

Type: Array of [FleetCapacityReservation](#) objects

**instanceMatchCriteria**

The instance matching criteria for the Capacity Reservation Fleet.

Type: String

Valid Values: open

**requestId**

The ID of the request.

Type: String

**state**

The status of the Capacity Reservation Fleet.

Type: String

Valid Values: submitted | modifying | active | partially\_fulfilled |  
expiring | expired | cancelling | cancelled | failed

**tagSet**

The tags assigned to the Capacity Reservation Fleet.

Type: Array of [Tag](#) objects



## tenancy

Indicates the tenancy of Capacity Reservation Fleet.

Type: String

Valid Values: default

## totalFulfilledCapacity

The requested capacity units that have been successfully reserved.

Type: Double

## totalTargetCapacity

The total number of capacity units for which the Capacity Reservation Fleet reserves capacity.

Type: Integer

## Errors

For information about the errors that are common to all actions, see [Common client error codes](#).

## See Also

For more information about using this API in one of the language-specific AWS SDKs, see the following:

- [AWS Command Line Interface](#)
- [AWS SDK for .NET](#)
- [AWS SDK for C++](#)
- [AWS SDK for Go v2](#)
- [AWS SDK for Java V2](#)
- [AWS SDK for JavaScript V3](#)
- [AWS SDK for PHP V3](#)
- [AWS SDK for Python](#)
- [AWS SDK for Ruby V3](#)

# CreateCarrierGateway

Creates a carrier gateway. For more information about carrier gateways, see [Carrier gateways](#) in the *AWS Wavelength Developer Guide*.

## Request Parameters

The following parameters are for this specific action. For more information about required and optional parameters that are common to all actions, see [Common Query Parameters](#).

### ClientToken

Unique, case-sensitive identifier that you provide to ensure the idempotency of the request. For more information, see [How to ensure idempotency](#).

Type: String

Required: No

### DryRun

Checks whether you have the required permissions for the action, without actually making the request, and provides an error response. If you have the required permissions, the error response is `DryRunOperation`. Otherwise, it is `UnauthorizedOperation`.

Type: Boolean

Required: No

### TagSpecification.N

The tags to associate with the carrier gateway.

Type: Array of [TagSpecification](#) objects

Required: No

### VpcId

The ID of the VPC to associate with the carrier gateway.

Type: String

Required: Yes

## Response Elements

The following elements are returned by the service.

### **carrierGateway**

Information about the carrier gateway.

Type: [CarrierGateway](#) object

### **requestId**

The ID of the request.

Type: String

## Errors

For information about the errors that are common to all actions, see [Common client error codes](#).

## See Also

For more information about using this API in one of the language-specific AWS SDKs, see the following:

- [AWS Command Line Interface](#)
- [AWS SDK for .NET](#)
- [AWS SDK for C++](#)
- [AWS SDK for Go v2](#)
- [AWS SDK for Java V2](#)
- [AWS SDK for JavaScript V3](#)
- [AWS SDK for PHP V3](#)
- [AWS SDK for Python](#)
- [AWS SDK for Ruby V3](#)

# CreateClientVpnEndpoint

Creates a Client VPN endpoint. A Client VPN endpoint is the resource you create and configure to enable and manage client VPN sessions. It is the destination endpoint at which all client VPN sessions are terminated.

## Request Parameters

The following parameters are for this specific action. For more information about required and optional parameters that are common to all actions, see [Common Query Parameters](#).

### Authentication.N

Information about the authentication method to be used to authenticate clients.

Type: Array of [ClientVpnAuthenticationRequest](#) objects

Required: Yes

### ClientCidrBlock

The IPv4 address range, in CIDR notation, from which to assign client IP addresses. The address range cannot overlap with the local CIDR of the VPC in which the associated subnet is located, or the routes that you add manually. The address range cannot be changed after the Client VPN endpoint has been created. Client CIDR range must have a size of at least /22 and must not be greater than /12.

Type: String

Required: Yes

### ClientConnectOptions

The options for managing connection authorization for new client connections.

Type: [ClientConnectOptions](#) object

Required: No

### ClientLoginBannerOptions

Options for enabling a customizable text banner that will be displayed on AWS provided clients when a VPN session is established.

Type: [ClientLoginBannerOptions](#) object

Required: No

### **ClientToken**

Unique, case-sensitive identifier that you provide to ensure the idempotency of the request. For more information, see [Ensuring idempotency](#).

Type: String

Required: No

### **ConnectionLogOptions**

Information about the client connection logging options.

If you enable client connection logging, data about client connections is sent to a Cloudwatch Logs log stream. The following information is logged:

- Client connection requests
- Client connection results (successful and unsuccessful)
- Reasons for unsuccessful client connection requests
- Client connection termination time

Type: [ConnectionLogOptions](#) object

Required: Yes

### **Description**

A brief description of the Client VPN endpoint.

Type: String

Required: No

### **DnsServers.N**

Information about the DNS servers to be used for DNS resolution. A Client VPN endpoint can have up to two DNS servers. If no DNS server is specified, the DNS address configured on the device is used for the DNS server.

Type: Array of strings

Required: No

### **DryRun**

Checks whether you have the required permissions for the action, without actually making the request, and provides an error response. If you have the required permissions, the error response is `DryRunOperation`. Otherwise, it is `UnauthorizedOperation`.

Type: Boolean

Required: No

### **SecurityGroupIds**

The IDs of one or more security groups to apply to the target network. You must also specify the ID of the VPC that contains the security groups.

Type: Array of strings

Required: No

### **SelfServicePortal**

Specify whether to enable the self-service portal for the Client VPN endpoint.

Default Value: enabled

Type: String

Valid Values: enabled | disabled

Required: No

### **ServerCertificateArn**

The ARN of the server certificate. For more information, see the [AWS Certificate Manager User Guide](#).

Type: String

Required: Yes

### **SessionTimeoutHours**

The maximum VPN session duration time in hours.

Valid values: 8 | 10 | 12 | 24

Default value: 24

Type: Integer

Required: No

### **SplitTunnel**

Indicates whether split-tunnel is enabled on the AWS Client VPN endpoint.

By default, split-tunnel on a VPN endpoint is disabled.

For information about split-tunnel VPN endpoints, see [Split-tunnel AWS Client VPN endpoint](#) in the *AWS Client VPN Administrator Guide*.

Type: Boolean

Required: No

### **TagSpecification.N**

The tags to apply to the Client VPN endpoint during creation.

Type: Array of [TagSpecification](#) objects

Required: No

### **TransportProtocol**

The transport protocol to be used by the VPN session.

Default value: udp

Type: String

Valid Values: tcp | udp

Required: No

### **VpcId**

The ID of the VPC to associate with the Client VPN endpoint. If no security group IDs are specified in the request, the default security group for the VPC is applied.

Type: String

Required: No

## VpnPort

The port number to assign to the Client VPN endpoint for TCP and UDP traffic.

Valid Values: 443 | 1194

Default Value: 443

Type: Integer

Required: No

## Response Elements

The following elements are returned by the service.

### clientVpnEndpointId

The ID of the Client VPN endpoint.

Type: String

### dnsName

The DNS name to be used by clients when establishing their VPN session.

Type: String

### requestId

The ID of the request.

Type: String

### status

The current state of the Client VPN endpoint.

Type: [ClientVpnEndpointStatus](#) object

## Errors

For information about the errors that are common to all actions, see [Common client error codes](#).



## Examples

### Example

This example creates a Client VPN endpoint.

### Sample Request

```
https://ec2.amazonaws.com/?Action=CreateClientVpnEndpoint
&ClientCidrBlock=11.0.0.0/16
&ServerCertificateArn=arn:aws:acm:us-
east-1:123456789098:certificate/82916b3c-7449-43cf-ab9e-EXAMPLE
&Authentication.1.Type=certificate-authentication
&Authentication.1.MutualAuthentication.1.ClientRootCertificateChainArn=arn:aws:acm:us-
east-1:123456789098:certificate/82916b3c-7449-43cf-ab9e-EXAMPLE
&ConnectionLogOptions.Enabled=false
&DnsServers=11.11.0.1
&AUTHPARAMS
```

### Sample Response

```
<CreateClientVpnEndpointResponse xmlns="http://ec2.amazonaws.com/doc/2016-11-15/">
  <requestId>c11b2aa2-c48d-4711-a394-43cbe8961c46</requestId>
  <dnsName>cvpn-endpoint-00c5d11fc4729f2a5.prod.clientvpn.us-east-1.amazonaws.com</
dnsName>
  <status>
    <code>pending-associate</code>
  </status>
  <clientVpnEndpointId>cvpn-endpoint-00c5d11fc4729f2a5</clientVpnEndpointId>
</CreateClientVpnEndpointResponse>
```

## See Also

For more information about using this API in one of the language-specific AWS SDKs, see the following:

- [AWS Command Line Interface](#)
- [AWS SDK for .NET](#)
- [AWS SDK for C++](#)
- [AWS SDK for Go v2](#)

- [AWS SDK for Java V2](#)
- [AWS SDK for JavaScript V3](#)
- [AWS SDK for PHP V3](#)
- [AWS SDK for Python](#)
- [AWS SDK for Ruby V3](#)

# CreateClientVpnRoute

Adds a route to a network to a Client VPN endpoint. Each Client VPN endpoint has a route table that describes the available destination network routes. Each route in the route table specifies the path for traffic to specific resources or networks.

## Request Parameters

The following parameters are for this specific action. For more information about required and optional parameters that are common to all actions, see [Common Query Parameters](#).

### ClientToken

Unique, case-sensitive identifier that you provide to ensure the idempotency of the request. For more information, see [Ensuring idempotency](#).

Type: String

Required: No

### ClientVpnEndpointId

The ID of the Client VPN endpoint to which to add the route.

Type: String

Required: Yes

### Description

A brief description of the route.

Type: String

Required: No

### DestinationCidrBlock

The IPv4 address range, in CIDR notation, of the route destination. For example:

- To add a route for Internet access, enter `0.0.0.0/0`
- To add a route for a peered VPC, enter the peered VPC's IPv4 CIDR range
- To add a route for an on-premises network, enter the AWS Site-to-Site VPN connection's IPv4 CIDR range

- To add a route for the local network, enter the client CIDR range

Type: String

Required: Yes

### DryRun

Checks whether you have the required permissions for the action, without actually making the request, and provides an error response. If you have the required permissions, the error response is `DryRunOperation`. Otherwise, it is `UnauthorizedOperation`.

Type: Boolean

Required: No

### TargetVpcSubnetId

The ID of the subnet through which you want to route traffic. The specified subnet must be an existing target network of the Client VPN endpoint.

Alternatively, if you're adding a route for the local network, specify `local`.

Type: String

Required: Yes

## Response Elements

The following elements are returned by the service.

### requestId

The ID of the request.

Type: String

### status

The current state of the route.

Type: [ClientVpnRouteStatus](#) object

## Errors

For information about the errors that are common to all actions, see [Common client error codes](#).

## Examples

### Example

This example adds a route for Internet access to the Client VPN endpoint.

### Sample Request

```
https://ec2.amazonaws.com/?Action=CreateClientVpnRoute
&ClientVpnEndpointId=cvpn-endpoint-00c5d11fc4EXAMPLE
&DestinationCidrBlock=0.0.0.0/0
&TargetVpcSubnetId=subnet-057fa0918fEXAMPLE
&AUTHPARAMS
```

### Sample Response

```
<CreateClientVpnRouteResponse xmlns="http://ec2.amazonaws.com/doc/2016-11-15/">
  <requestId>5b301186-e6d3-436b-87d6-7c400EXAMPLE</requestId>
  <status>
    <code>creating</code>
  </status>
</CreateClientVpnRouteResponse>
```

## See Also

For more information about using this API in one of the language-specific AWS SDKs, see the following:

- [AWS Command Line Interface](#)
- [AWS SDK for .NET](#)
- [AWS SDK for C++](#)
- [AWS SDK for Go v2](#)
- [AWS SDK for Java V2](#)
- [AWS SDK for JavaScript V3](#)

- [AWS SDK for PHP V3](#)
- [AWS SDK for Python](#)
- [AWS SDK for Ruby V3](#)

# CreateCoipCidr

Creates a range of customer-owned IP addresses.

## Request Parameters

The following parameters are for this specific action. For more information about required and optional parameters that are common to all actions, see [Common Query Parameters](#).

### Cidr

A customer-owned IP address range to create.

Type: String

Required: Yes

### CoipPoolId

The ID of the address pool.

Type: String

Required: Yes

### DryRun

Checks whether you have the required permissions for the action, without actually making the request, and provides an error response. If you have the required permissions, the error response is `DryRunOperation`. Otherwise, it is `UnauthorizedOperation`.

Type: Boolean

Required: No

## Response Elements

The following elements are returned by the service.

### coipCidr

Information about a range of customer-owned IP addresses.

Type: [CoipCidr](#) object

## **requestId**

The ID of the request.

Type: String

## **Errors**

For information about the errors that are common to all actions, see [Common client error codes](#).

## **See Also**

For more information about using this API in one of the language-specific AWS SDKs, see the following:

- [AWS Command Line Interface](#)
- [AWS SDK for .NET](#)
- [AWS SDK for C++](#)
- [AWS SDK for Go v2](#)
- [AWS SDK for Java V2](#)
- [AWS SDK for JavaScript V3](#)
- [AWS SDK for PHP V3](#)
- [AWS SDK for Python](#)
- [AWS SDK for Ruby V3](#)



# CreateCoipPool

Creates a pool of customer-owned IP (CoIP) addresses.

## Request Parameters

The following parameters are for this specific action. For more information about required and optional parameters that are common to all actions, see [Common Query Parameters](#).

### DryRun

Checks whether you have the required permissions for the action, without actually making the request, and provides an error response. If you have the required permissions, the error response is `DryRunOperation`. Otherwise, it is `UnauthorizedOperation`.

Type: Boolean

Required: No

### LocalGatewayRouteTableId

The ID of the local gateway route table.

Type: String

Required: Yes

### TagSpecification.N

The tags to assign to the CoIP address pool.

Type: Array of [TagSpecification](#) objects

Required: No

## Response Elements

The following elements are returned by the service.

### coipPool

Information about the CoIP address pool.

Type: [CoipPool](#) object

## requestId

The ID of the request.

Type: String

## Errors

For information about the errors that are common to all actions, see [Common client error codes](#).

## See Also

For more information about using this API in one of the language-specific AWS SDKs, see the following:

- [AWS Command Line Interface](#)
- [AWS SDK for .NET](#)
- [AWS SDK for C++](#)
- [AWS SDK for Go v2](#)
- [AWS SDK for Java V2](#)
- [AWS SDK for JavaScript V3](#)
- [AWS SDK for PHP V3](#)
- [AWS SDK for Python](#)
- [AWS SDK for Ruby V3](#)

# CreateCustomerGateway

Provides information to AWS about your customer gateway device. The customer gateway device is the appliance at your end of the VPN connection. You must provide the IP address of the customer gateway device's external interface. The IP address must be static and can be behind a device performing network address translation (NAT).

For devices that use Border Gateway Protocol (BGP), you can also provide the device's BGP Autonomous System Number (ASN). You can use an existing ASN assigned to your network. If you don't have an ASN already, you can use a private ASN. For more information, see [Customer gateway options for your Site-to-Site VPN connection](#) in the *AWS Site-to-Site VPN User Guide*.

To create more than one customer gateway with the same VPN type, IP address, and BGP ASN, specify a unique device name for each customer gateway. An identical request returns information about the existing customer gateway; it doesn't create a new customer gateway.

## Request Parameters

The following parameters are for this specific action. For more information about required and optional parameters that are common to all actions, see [Common Query Parameters](#).

### BgpAsn

For customer gateway devices that support BGP, specify the device's ASN. You must specify either `BgpAsn` or `BgpAsnExtended` when creating the customer gateway. If the ASN is larger than 2,147,483,647, you must use `BgpAsnExtended`.

Default: 65000

Valid values: 1 to 2,147,483,647

Type: Integer

Required: No

### BgpAsnExtended

For customer gateway devices that support BGP, specify the device's ASN. You must specify either `BgpAsn` or `BgpAsnExtended` when creating the customer gateway. If the ASN is larger than 2,147,483,647, you must use `BgpAsnExtended`.

Valid values: 2,147,483,648 to 4,294,967,295

Type: Long

Required: No

### **CertificateArn**

The Amazon Resource Name (ARN) for the customer gateway certificate.

Type: String

Required: No

### **DeviceName**

A name for the customer gateway device.

Length Constraints: Up to 255 characters.

Type: String

Required: No

### **DryRun**

Checks whether you have the required permissions for the action, without actually making the request, and provides an error response. If you have the required permissions, the error response is `DryRunOperation`. Otherwise, it is `UnauthorizedOperation`.

Type: Boolean

Required: No

### **IpAddress**

IPv4 address for the customer gateway device's outside interface. The address must be static. If `OutsideIpAddressType` in your VPN connection options is set to `PrivateIpv4`, you can use an RFC6598 or RFC1918 private IPv4 address. If `OutsideIpAddressType` is set to `PublicIpv4`, you can use a public IPv4 address.

Type: String

Required: No

## PublicIp

*This member has been deprecated.* The Internet-routable IP address for the customer gateway's outside interface. The address must be static.

Type: String

Required: No

## TagSpecification.N

The tags to apply to the customer gateway.

Type: Array of [TagSpecification](#) objects

Required: No

## Type

The type of VPN connection that this customer gateway supports (`ipsec .1`).

Type: String

Valid Values: `ipsec .1`

Required: Yes

## Response Elements

The following elements are returned by the service.

### customerGateway

Information about the customer gateway.

Type: [CustomerGateway](#) object

### requestId

The ID of the request.

Type: String

## Errors

For information about the errors that are common to all actions, see [Common client error codes](#).

## Examples

### Example

This example creates a customer gateway with the name `my-device`, the IP address `12.1.2.3`, and BGP ASN `65534`.

### Sample Request

```
https://ec2.amazonaws.com/?Action=CreateCustomerGateway
&Type=ipsec.1
&IpAddress=12.1.2.3
&BgpAsn=65534
&DeviceName=my-device
&AUTHPARAMS
```

### Sample Response

```
<CreateCustomerGatewayResponse xmlns="http://ec2.amazonaws.com/doc/2016-11-15/">
  <requestId>7a62c49f-347e-4fc4-9331-6e8eEXAMPLE</requestId>
  <customerGateway>
    <customerGatewayId>cgw-11223344556677abc</customerGatewayId>
    <state>pending</state>
    <type>ipsec.1</type>
    <ipAddress>12.1.2.3</ipAddress>
    <bgpAsn>65534</bgpAsn>
    <deviceName>my-device</deviceName>
    <tagSet/>
  </customerGateway>
</CreateCustomerGatewayResponse>
```

## See Also

For more information about using this API in one of the language-specific AWS SDKs, see the following:

- [AWS Command Line Interface](#)

- [AWS SDK for .NET](#)
- [AWS SDK for C++](#)
- [AWS SDK for Go v2](#)
- [AWS SDK for Java V2](#)
- [AWS SDK for JavaScript V3](#)
- [AWS SDK for PHP V3](#)
- [AWS SDK for Python](#)
- [AWS SDK for Ruby V3](#)

# CreateDefaultSubnet

Creates a default subnet with a size /20 IPv4 CIDR block in the specified Availability Zone in your default VPC. You can have only one default subnet per Availability Zone. For more information, see [Create a default subnet](#) in the *Amazon VPC User Guide*.

## Request Parameters

The following parameters are for this specific action. For more information about required and optional parameters that are common to all actions, see [Common Query Parameters](#).

### AvailabilityZone

The Availability Zone in which to create the default subnet.

Type: String

Required: Yes

### DryRun

Checks whether you have the required permissions for the action, without actually making the request, and provides an error response. If you have the required permissions, the error response is `DryRunOperation`. Otherwise, it is `UnauthorizedOperation`.

Type: Boolean

Required: No

### Ipv6Native

Indicates whether to create an IPv6 only subnet. If you already have a default subnet for this Availability Zone, you must delete it before you can create an IPv6 only subnet.

Type: Boolean

Required: No

## Response Elements

The following elements are returned by the service.



## requestId

The ID of the request.

Type: String

## subnet

Information about the subnet.

Type: [Subnet](#) object

## Errors

For information about the errors that are common to all actions, see [Common client error codes](#).

## Examples

### Example

This example creates a default subnet in Availability Zone us-east-2a.

### Sample Request

```
https://ec2.us-east-2.amazonaws.com/?Action=CreateDefaultSubnet
&AvailabilityZone=us-east-2a
&AUTHPARAMS
```

### Sample Response

```
<CreateDefaultSubnetResponse xmlns="http://ec2.amazonaws.com/doc/2016-11-15/">
  <requestId>12e2fb2e-e566-488a-926d-4655example</requestId>
  <subnet>
    <assignIpv6AddressOnCreation>>false</assignIpv6AddressOnCreation>
    <availabilityZone>us-east-2a</availabilityZone>
    <availableIpAddressCount>4091</availableIpAddressCount>
    <cidrBlock>172.31.32.0/20</cidrBlock>
    <defaultForAz>true</defaultForAz>
    <ipv6CidrBlockAssociationSet/>
    <mapPublicIpOnLaunch>true</mapPublicIpOnLaunch>
    <state>available</state>
    <subnetId>subnet-111f7123</subnetId>
```

```
<tagSet/>
  <vpcId>vpc-8eaaeabc</vpcId>
</subnet>
</CreateDefaultSubnetResponse>
```

## See Also

For more information about using this API in one of the language-specific AWS SDKs, see the following:

- [AWS Command Line Interface](#)
- [AWS SDK for .NET](#)
- [AWS SDK for C++](#)
- [AWS SDK for Go v2](#)
- [AWS SDK for Java V2](#)
- [AWS SDK for JavaScript V3](#)
- [AWS SDK for PHP V3](#)
- [AWS SDK for Python](#)
- [AWS SDK for Ruby V3](#)

# CreateDefaultVpc

Creates a default VPC with a size /16 IPv4 CIDR block and a default subnet in each Availability Zone. For more information about the components of a default VPC, see [Default VPCs](#) in the *Amazon VPC User Guide*. You cannot specify the components of the default VPC yourself.

If you deleted your previous default VPC, you can create a default VPC. You cannot have more than one default VPC per Region.

## Request Parameters

For more information about required and optional parameters that are common to all actions, see [Common Query Parameters](#).

### DryRun

Checks whether you have the required permissions for the action, without actually making the request, and provides an error response. If you have the required permissions, the error response is `DryRunOperation`. Otherwise, it is `UnauthorizedOperation`.

Type: Boolean

Required: No

## Response Elements

The following elements are returned by the service.

### requestId

The ID of the request.

Type: String

### vpc

Information about the VPC.

Type: [Vpc](#) object

## Errors

For information about the errors that are common to all actions, see [Common client error codes](#).

## Examples

### Example

This example creates a default VPC.

### Sample Request

```
https://ec2.amazonaws.com/?Action=CreateDefaultVpc
&AUTHPARAMS
```

### Sample Response

```
<CreateDefaultVpcResponse xmlns="http://ec2.amazonaws.com/doc/2016-11-15/">
  <requestId>056298f3-5f3e-48fb-9221-7c0example</requestId>
  <vpc>
    <cidrBlock>172.31.0.0/16</cidrBlock>
    <dhcpOptionsId>dopt-61079b07</dhcpOptionsId>
    <instanceTenancy>default</instanceTenancy>
    <ipv6CidrBlockAssociationSet/>
    <isDefault>true</isDefault>
    <state>pending</state>
    <tagSet/>
    <vpcId>vpc-3f139646</vpcId>
  </vpc>
</CreateDefaultVpcResponse>
```

## See Also

For more information about using this API in one of the language-specific AWS SDKs, see the following:

- [AWS Command Line Interface](#)
- [AWS SDK for .NET](#)
- [AWS SDK for C++](#)
- [AWS SDK for Go v2](#)

- [AWS SDK for Java V2](#)
- [AWS SDK for JavaScript V3](#)
- [AWS SDK for PHP V3](#)
- [AWS SDK for Python](#)
- [AWS SDK for Ruby V3](#)

# CreateDhcpOptions

Creates a custom set of DHCP options. After you create a DHCP option set, you associate it with a VPC. After you associate a DHCP option set with a VPC, all existing and newly launched instances in the VPC use this set of DHCP options.

The following are the individual DHCP options you can specify. For more information, see [DHCP option sets](#) in the *Amazon VPC User Guide*.

- `domain-name` - If you're using AmazonProvidedDNS in `us-east-1`, specify `ec2.internal`. If you're using AmazonProvidedDNS in any other Region, specify `region.compute.internal`. Otherwise, specify a custom domain name. This value is used to complete unqualified DNS hostnames.

Some Linux operating systems accept multiple domain names separated by spaces. However, Windows and other Linux operating systems treat the value as a single domain, which results in unexpected behavior. If your DHCP option set is associated with a VPC that has instances running operating systems that treat the value as a single domain, specify only one domain name.

- `domain-name-servers` - The IP addresses of up to four DNS servers, or AmazonProvidedDNS. To specify multiple domain name servers in a single parameter, separate the IP addresses using commas. To have your instances receive custom DNS hostnames as specified in `domain-name`, you must specify a custom DNS server.
- `ntp-servers` - The IP addresses of up to eight Network Time Protocol (NTP) servers (four IPv4 addresses and four IPv6 addresses).
- `netbios-name-servers` - The IP addresses of up to four NetBIOS name servers.
- `netbios-node-type` - The NetBIOS node type (1, 2, 4, or 8). We recommend that you specify 2. Broadcast and multicast are not supported. For more information about NetBIOS node types, see [RFC 2132](#).
- `ipv6-address-preferred-lease-time` - A value (in seconds, minutes, hours, or years) for how frequently a running instance with an IPv6 assigned to it goes through DHCPv6 lease renewal. Acceptable values are between 140 and 2147483647 seconds (approximately 68 years). If no value is entered, the default lease time is 140 seconds. If you use long-term addressing for EC2 instances, you can increase the lease time and avoid frequent lease renewal requests. Lease renewal typically occurs when half of the lease time has elapsed.

## Request Parameters

The following parameters are for this specific action. For more information about required and optional parameters that are common to all actions, see [Common Query Parameters](#).

### DhcpConfiguration.N

A DHCP configuration option.

Type: Array of [NewDhcpConfiguration](#) objects

Required: Yes

### DryRun

Checks whether you have the required permissions for the action, without actually making the request, and provides an error response. If you have the required permissions, the error response is `DryRunOperation`. Otherwise, it is `UnauthorizedOperation`.

Type: Boolean

Required: No

### TagSpecification.N

The tags to assign to the DHCP option.

Type: Array of [TagSpecification](#) objects

Required: No

## Response Elements

The following elements are returned by the service.

### dhcpOptions

A set of DHCP options.

Type: [DhcpOptions](#) object

### requestId

The ID of the request.

Type: String

## Errors

For information about the errors that are common to all actions, see [Common client error codes](#).

## Examples

### Example

This example creates a set of DHCP options with a domain name `example.com` and two DNS servers (`10.2.5.1` and `10.2.5.2`). The DNS servers' IP addresses are specified in a single parameter, separated by commas, to preserve the order in which they are specified.

### Sample Request

```
https://ec2.amazonaws.com/?Action=CreateDhcpOptions
&DhcpConfiguration.1.Key=domain-name
&DhcpConfiguration.1.Value.1=example.com
&DhcpConfiguration.2.Key=domain-name-servers
&DhcpConfiguration.2.Value.1=10.2.5.1,10.2.5.2
&DhcpConfiguration.3.Key=ipv6-address-preferred-lease-time
&DhcpConfiguration.3.Value.1=140
&AUTHPARAMS
```

### Sample Response

```
<CreateDhcpOptionsResponse xmlns="http://ec2.amazonaws.com/doc/2016-11-15/">
  <requestId>7a62c49f-347e-4fc4-9331-6e8eEXAMPLE</requestId>
  <dhcpOptions>
    <dhcpOptionsId>dopt-096c1234cade2dabc</dhcpOptionsId>
    <dhcpConfigurationSet>
      <item>
        <key>domain-name</key>
        <valueSet>
          <item>
            <value>example.com</value>
          </item>
        </valueSet>
      </item>
      <item>
```



```
<key>domain-name-servers</key>
<valueSet>
  <item>
    <value>10.2.5.1</value>
  </item>
  <item>
    <value>10.2.5.2</value>
  </item>
</valueSet>
</item>
<item>
  <key>ipv6-address-preferred-lease-time</key>
  <valueSet>
    <item>
      <value>140</value>
    </item>
  </valueSet>
</item>
</dhcpConfigurationSet>
<tagSet/>
</dhcpOptions>
</CreateDhcpOptionsResponse>
```

## See Also

For more information about using this API in one of the language-specific AWS SDKs, see the following:

- [AWS Command Line Interface](#)
- [AWS SDK for .NET](#)
- [AWS SDK for C++](#)
- [AWS SDK for Go v2](#)
- [AWS SDK for Java V2](#)
- [AWS SDK for JavaScript V3](#)
- [AWS SDK for PHP V3](#)
- [AWS SDK for Python](#)
- [AWS SDK for Ruby V3](#)

# CreateEgressOnlyInternetGateway

[IPv6 only] Creates an egress-only internet gateway for your VPC. An egress-only internet gateway is used to enable outbound communication over IPv6 from instances in your VPC to the internet, and prevents hosts outside of your VPC from initiating an IPv6 connection with your instance.

## Request Parameters

The following parameters are for this specific action. For more information about required and optional parameters that are common to all actions, see [Common Query Parameters](#).

### ClientToken

Unique, case-sensitive identifier that you provide to ensure the idempotency of the request. For more information, see [Ensuring idempotency](#).

Type: String

Required: No

### DryRun

Checks whether you have the required permissions for the action, without actually making the request, and provides an error response. If you have the required permissions, the error response is `DryRunOperation`. Otherwise, it is `UnauthorizedOperation`.

Type: Boolean

Required: No

### TagSpecification.N

The tags to assign to the egress-only internet gateway.

Type: Array of [TagSpecification](#) objects

Required: No

### VpcId

The ID of the VPC for which to create the egress-only internet gateway.

Type: String

Required: Yes

## Response Elements

The following elements are returned by the service.

### **clientToken**

Unique, case-sensitive identifier that you provide to ensure the idempotency of the request.

Type: String

### **egressOnlyInternetGateway**

Information about the egress-only internet gateway.

Type: [EgressOnlyInternetGateway](#) object

### **requestId**

The ID of the request.

Type: String

## Errors

For information about the errors that are common to all actions, see [Common client error codes](#).

## Examples

### Example

This example creates an egress-only internet gateway in VPC vpc-1a2b3c4d.

### Sample Request

```
https://ec2.amazonaws.com/?Action=CreateEgressOnlyInternetGateway
&VpcId=vpc-1a2b3c4d
&AUTHPARAMS
```

### Sample Response

```
<CreateEgressOnlyInternetGatewayResponse xmlns="http://ec2.amazonaws.com/
doc/2016-11-15/">
```

```
<requestId>c617595f-6c29-4a00-a941-example</requestId>
<egressOnlyInternetGateway>
  <attachmentSet>
    <item>
      <state>attached</state>
      <vpcId>vpc-1a2b3c4d</vpcId>
    </item>
  </attachmentSet>
  <egressOnlyInternetGatewayId>eigw-01eadbd45ecd7943f</
egressOnlyInternetGatewayId>
</egressOnlyInternetGateway>
</CreateEgressOnlyInternetGatewayResponse>
```

## See Also

For more information about using this API in one of the language-specific AWS SDKs, see the following:

- [AWS Command Line Interface](#)
- [AWS SDK for .NET](#)
- [AWS SDK for C++](#)
- [AWS SDK for Go v2](#)
- [AWS SDK for Java V2](#)
- [AWS SDK for JavaScript V3](#)
- [AWS SDK for PHP V3](#)
- [AWS SDK for Python](#)
- [AWS SDK for Ruby V3](#)

# CreateFleet

Creates an EC2 Fleet that contains the configuration information for On-Demand Instances and Spot Instances. Instances are launched immediately if there is available capacity.

A single EC2 Fleet can include multiple launch specifications that vary by instance type, AMI, Availability Zone, or subnet.

For more information, see [EC2 Fleet](#) in the *Amazon EC2 User Guide*.

## Request Parameters

The following parameters are for this specific action. For more information about required and optional parameters that are common to all actions, see [Common Query Parameters](#).

### ClientToken

Unique, case-sensitive identifier that you provide to ensure the idempotency of the request. For more information, see [Ensuring idempotency](#).

Type: String

Required: No

### Context

Reserved.

Type: String

Required: No

### DryRun

Checks whether you have the required permissions for the action, without actually making the request, and provides an error response. If you have the required permissions, the error response is `DryRunOperation`. Otherwise, it is `UnauthorizedOperation`.

Type: Boolean

Required: No

## ExcessCapacityTerminationPolicy

Indicates whether running instances should be terminated if the total target capacity of the EC2 Fleet is decreased below the current size of the EC2 Fleet.

Supported only for fleets of type `maintain`.

Type: String

Valid Values: `no-termination` | `termination`

Required: No

## LaunchTemplateConfigs.N

The configuration for the EC2 Fleet.

Type: Array of [FleetLaunchTemplateConfigRequest](#) objects

Array Members: Minimum number of 0 items. Maximum number of 50 items.

Required: Yes

## OnDemandOptions

Describes the configuration of On-Demand Instances in an EC2 Fleet.

Type: [OnDemandOptionsRequest](#) object

Required: No

## ReplaceUnhealthyInstances

Indicates whether EC2 Fleet should replace unhealthy Spot Instances. Supported only for fleets of type `maintain`. For more information, see [EC2 Fleet health checks](#) in the *Amazon EC2 User Guide*.

Type: Boolean

Required: No

## SpotOptions

Describes the configuration of Spot Instances in an EC2 Fleet.

Type: [SpotOptionsRequest](#) object

Required: No

### **TagSpecification.N**

The key-value pair for tagging the EC2 Fleet request on creation. For more information, see [Tag your resources](#).

If the fleet type is `instant`, specify a resource type of `fleet` to tag the fleet or `instance` to tag the instances at launch.

If the fleet type is `maintain` or `request`, specify a resource type of `fleet` to tag the fleet. You cannot specify a resource type of `instance`. To tag instances at launch, specify the tags in a [launch template](#).

Type: Array of [TagSpecification](#) objects

Required: No

### **TargetCapacitySpecification**

The number of units to request.

Type: [TargetCapacitySpecificationRequest](#) object

Required: Yes

### **TerminateInstancesWithExpiration**

Indicates whether running instances should be terminated when the EC2 Fleet expires.

Type: Boolean

Required: No

### **Type**

The fleet type. The default value is `maintain`.

- `maintain` - The EC2 Fleet places an asynchronous request for your desired capacity, and continues to maintain your desired Spot capacity by replenishing interrupted Spot Instances.
- `request` - The EC2 Fleet places an asynchronous one-time request for your desired capacity, but does submit Spot requests in alternative capacity pools if Spot capacity is unavailable, and does not maintain Spot capacity if Spot Instances are interrupted.
- `instant` - The EC2 Fleet places a synchronous one-time request for your desired capacity, and returns errors for any instances that could not be launched.

For more information, see [EC2 Fleet request types](#) in the *Amazon EC2 User Guide*.

Type: String

Valid Values: `request` | `maintain` | `instant`

Required: No

### **ValidFrom**

The start date and time of the request, in UTC format (for example, `YYYY-MM-DDTHH:MM:SSZ`). The default is to start fulfilling the request immediately.

Type: Timestamp

Required: No

### **ValidUntil**

The end date and time of the request, in UTC format (for example, `YYYY-MM-DDTHH:MM:SSZ`). At this point, no new EC2 Fleet requests are placed or able to fulfill the request. If no value is specified, the request remains until you cancel it.

Type: Timestamp

Required: No

## **Response Elements**

The following elements are returned by the service.

### **errorSet**

Information about the instances that could not be launched by the fleet. Supported only for fleets of type `instant`.

Type: Array of [CreateFleetError](#) objects

### **fleetId**

The ID of the EC2 Fleet.

Type: String



## **fleetInstanceSet**

Information about the instances that were launched by the fleet. Supported only for fleets of type `instant`.

Type: Array of [CreateFleetInstance](#) objects

## **requestId**

The ID of the request.

Type: String

## **Errors**

For information about the errors that are common to all actions, see [Common client error codes](#).

## **See Also**

For more information about using this API in one of the language-specific AWS SDKs, see the following:

- [AWS Command Line Interface](#)
- [AWS SDK for .NET](#)
- [AWS SDK for C++](#)
- [AWS SDK for Go v2](#)
- [AWS SDK for Java V2](#)
- [AWS SDK for JavaScript V3](#)
- [AWS SDK for PHP V3](#)
- [AWS SDK for Python](#)
- [AWS SDK for Ruby V3](#)

# CreateFlowLogs

Creates one or more flow logs to capture information about IP traffic for a specific network interface, subnet, or VPC.

Flow log data for a monitored network interface is recorded as flow log records, which are log events consisting of fields that describe the traffic flow. For more information, see [Flow log records](#) in the *Amazon VPC User Guide*.

When publishing to CloudWatch Logs, flow log records are published to a log group, and each network interface has a unique log stream in the log group. When publishing to Amazon S3, flow log records for all of the monitored network interfaces are published to a single log file object that is stored in the specified bucket.

For more information, see [VPC Flow Logs](#) in the *Amazon VPC User Guide*.

## Request Parameters

The following parameters are for this specific action. For more information about required and optional parameters that are common to all actions, see [Common Query Parameters](#).

### ClientToken

Unique, case-sensitive identifier that you provide to ensure the idempotency of the request. For more information, see [How to ensure idempotency](#).

Type: String

Required: No

### DeliverCrossAccountRole

The ARN of the IAM role that allows Amazon EC2 to publish flow logs across accounts.

Type: String

Required: No

### DeliverLogsPermissionArn

The ARN of the IAM role that allows Amazon EC2 to publish flow logs to the log destination.

This parameter is required if the destination type is `cloud-watch-logs`, or if the destination type is `kinesis-data-firehose` and the delivery stream and the resources to monitor are in different accounts.

Type: String

Required: No

### DestinationOptions

The destination options.

Type: [DestinationOptionsRequest](#) object

Required: No

### DryRun

Checks whether you have the required permissions for the action, without actually making the request, and provides an error response. If you have the required permissions, the error response is `DryRunOperation`. Otherwise, it is `UnauthorizedOperation`.

Type: Boolean

Required: No

### LogDestination

The destination for the flow log data. The meaning of this parameter depends on the destination type.

- If the destination type is `cloud-watch-logs`, specify the ARN of a CloudWatch Logs log group. For example:

```
arn:aws:logs:region:account_id:log-group:my_group
```

Alternatively, use the `LogGroupName` parameter.

- If the destination type is `s3`, specify the ARN of an S3 bucket. For example:

```
arn:aws:s3:::my_bucket/my_subfolder/
```

The subfolder is optional. Note that you can't use `AWSLogs` as a subfolder name.

- If the destination type is `kinesis-data-firehose`, specify the ARN of a Kinesis Data Firehose delivery stream. For example:

```
arn:aws:firehose:region:account_id:deliverystream:my_stream
```

Type: String

Required: No

### LogDestinationType

The type of destination for the flow log data.

Default: `cloud-watch-logs`

Type: String

Valid Values: `cloud-watch-logs` | `s3` | `kinesis-data-firehose`

Required: No

### LogFormat

The fields to include in the flow log record. List the fields in the order in which they should appear. If you omit this parameter, the flow log is created using the default format. If you specify this parameter, you must include at least one field. For more information about the available fields, see [Flow log records](#) in the *Amazon VPC User Guide* or [Transit Gateway Flow Log records](#) in the *AWS Transit Gateway Guide*.

Specify the fields using the `${field-id}` format, separated by spaces.

Type: String

Required: No

### LogGroupName

The name of a new or existing CloudWatch Logs log group where Amazon EC2 publishes your flow logs.

This parameter is valid only if the destination type is `cloud-watch-logs`.

Type: String

Required: No

## MaxAggregationInterval

The maximum interval of time during which a flow of packets is captured and aggregated into a flow log record. The possible values are 60 seconds (1 minute) or 600 seconds (10 minutes). This parameter must be 60 seconds for transit gateway resource types.

When a network interface is attached to a [Nitro-based instance](#), the aggregation interval is always 60 seconds or less, regardless of the value that you specify.

Default: 600

Type: Integer

Required: No

## ResourceId.N

The IDs of the resources to monitor. For example, if the resource type is VPC, specify the IDs of the VPCs.

Constraints: Maximum of 25 for transit gateway resource types. Maximum of 1000 for the other resource types.

Type: Array of strings

Required: Yes

## ResourceType

The type of resource to monitor.

Type: String

Valid Values: VPC | Subnet | NetworkInterface | TransitGateway | TransitGatewayAttachment

Required: Yes

## TagSpecification.N

The tags to apply to the flow logs.

Type: Array of [TagSpecification](#) objects

Required: No

## TrafficType

The type of traffic to monitor (accepted traffic, rejected traffic, or all traffic). This parameter is not supported for transit gateway resource types. It is required for the other resource types.

Type: String

Valid Values: ACCEPT | REJECT | ALL

Required: No

## Response Elements

The following elements are returned by the service.

### clientToken

Unique, case-sensitive identifier that you provide to ensure the idempotency of the request.

Type: String

### flowLogIdSet

The IDs of the flow logs.

Type: Array of strings

### requestId

The ID of the request.

Type: String

### unsuccessful

Information about the flow logs that could not be created successfully.

Type: Array of [UnsuccessfulItem](#) objects

## Errors

For information about the errors that are common to all actions, see [Common client error codes](#).

## Examples

### Example 1

(CloudWatch Logs) This example creates a flow log that captures all rejected traffic for network interface `eni-aa22bb33` and publishes the data to an CloudWatch Logs log group named `my-flow-logs` in account `123456789101`, using the IAM role `publishFlowLogs`.

#### Sample Request

```
https://ec2.amazonaws.com/?Action=CreateFlowLogs
&ResourceType=NetworkInterface
&TrafficType=REJECT
&ResourceId.1=eni-aa22bb33
&DeliverLogsPermissionArn=arn:aws:iam::123456789101:role/publishFlowLogs
&LogDestinationType=cloud-watch-logs
&LogDestination=arn:aws:logs:us-east-1:123456789101:log-group:my-flow-logs
&AUTHPARAMS
```

#### Sample Response

```
<CreateFlowLogsResponse xmlns="http://ec2.amazonaws.com/doc/2016-11-15/">
  <requestId>2d96dae3-504b-4fc4-bf50-266EXAMPLE</requestId>
  <unsuccessful/>
  <flowLogIdSet>
    <item>f1-1a2b3c4d</item>
  </flowLogIdSet>
</CreateFlowLogsResponse>
```

### Example 2

(Amazon S3) This example creates a flow log that captures all traffic for the specified network interface and publishes the data to an Amazon S3 bucket named `amzn-s3-demo-bucket`.

#### Sample Request

```
https://ec2.amazonaws.com/?Action=CreateFlowLogs
&ResourceType=NetworkInterface
&TrafficType=ALL
&ResourceId.1=eni-1235b8ca123456789
&LogDestinationType=s3
```

```
&LogDestination=arn:aws:s3:::amzn-s3-demo-bucket
&AUTHPARAMS
```

### Example 3

(Amazon S3) This example creates a flow log with a custom flow log format that captures the version, instance ID, network interface ID, type, packet source address, packet destination address, protocol, bytes, the start time, the end time, and the action of the traffic, in that order. The flow log is published to an Amazon S3 bucket named amzn-s3-demo-bucket.

### Sample Request

```
https://ec2.amazonaws.com/?Action=CreateFlowLogs
&ResourceType=NetworkInterface
&TrafficType=ALL
&ResourceId.1=eni-1235b8ca123456789
&LogDestinationType=s3
&LogDestination=arn:aws:s3:::amzn-s3-demo-bucket
&LogFormat='${version} ${instance-id} ${interface-id} ${type} ${pkt-srcaddr} ${pkt-
dstaddr} ${protocol} ${bytes} ${start} ${end} ${action}'
&AUTHPARAMS
```

### See Also

For more information about using this API in one of the language-specific AWS SDKs, see the following:

- [AWS Command Line Interface](#)
- [AWS SDK for .NET](#)
- [AWS SDK for C++](#)
- [AWS SDK for Go v2](#)
- [AWS SDK for Java V2](#)
- [AWS SDK for JavaScript V3](#)
- [AWS SDK for PHP V3](#)
- [AWS SDK for Python](#)
- [AWS SDK for Ruby V3](#)



# CreateFpgaImage

Creates an Amazon FPGA Image (AFI) from the specified design checkpoint (DCP).

The create operation is asynchronous. To verify that the AFI is ready for use, check the output logs.

An AFI contains the FPGA bitstream that is ready to download to an FPGA. You can securely deploy an AFI on multiple FPGA-accelerated instances. For more information, see the [AWS FPGA Hardware Development Kit](#).

## Request Parameters

The following parameters are for this specific action. For more information about required and optional parameters that are common to all actions, see [Common Query Parameters](#).

### ClientToken

Unique, case-sensitive identifier that you provide to ensure the idempotency of the request. For more information, see [Ensuring Idempotency](#).

Type: String

Required: No

### Description

A description for the AFI.

Type: String

Required: No

### DryRun

Checks whether you have the required permissions for the action, without actually making the request, and provides an error response. If you have the required permissions, the error response is `DryRunOperation`. Otherwise, it is `UnauthorizedOperation`.

Type: Boolean

Required: No

### InputStorageLocation

The location of the encrypted design checkpoint in Amazon S3. The input must be a tarball.

Type: [StorageLocation](#) object

Required: Yes

### **LogsStorageLocation**

The location in Amazon S3 for the output logs.

Type: [StorageLocation](#) object

Required: No

### **Name**

A name for the AFI.

Type: String

Required: No

### **TagSpecification.N**

The tags to apply to the FPGA image during creation.

Type: Array of [TagSpecification](#) objects

Required: No

## **Response Elements**

The following elements are returned by the service.

### **fpgaImageGlobalId**

The global FPGA image identifier (AGFI ID).

Type: String

### **fpgaImageId**

The FPGA image identifier (AFI ID).

Type: String

### **requestId**

The ID of the request.

Type: String

## Errors

For information about the errors that are common to all actions, see [Common client error codes](#).

## Examples

### Example

This example creates an AFI from the specified tarball in the specified bucket.

### Sample Request

```
https://ec2.amazonaws.com/?Action=CreateFpgaImage
&Name=my-afi
&Description=test-afi
&InputStorageLocation.Bucket=my-fpga-bucket
&InputStorageLocation.Key=dcp/17_12_22-103226.Developer_CL.tar
&LogsStorageLocation.Bucket=my-fpga-bucket
&LogsStorageLocation.Key=logs
&AUTHPARAMS
```

### Sample Response

```
<CreateFpgaImageResponse xmlns="http://ec2.amazonaws.com/doc/2016-11-15/">
  <requestId>d97baa5e-d3dd-4ead-9586-c68example</requestId>
  <fpgaImageId>afi-0d123e123bfc85abc</fpgaImageId>
  <fpgaImageGlobalId>agfi-123cb27b5e84a0abc</fpgaImageGlobalId>
</CreateFpgaImageResponse>
```

## See Also

For more information about using this API in one of the language-specific AWS SDKs, see the following:

- [AWS Command Line Interface](#)
- [AWS SDK for .NET](#)
- [AWS SDK for C++](#)

- [AWS SDK for Go v2](#)
- [AWS SDK for Java V2](#)
- [AWS SDK for JavaScript V3](#)
- [AWS SDK for PHP V3](#)
- [AWS SDK for Python](#)
- [AWS SDK for Ruby V3](#)

# CreateImage

Creates an Amazon EBS-backed AMI from an Amazon EBS-backed instance that is either running or stopped.

If you customized your instance with instance store volumes or Amazon EBS volumes in addition to the root device volume, the new AMI contains block device mapping information for those volumes. When you launch an instance from this new AMI, the instance automatically launches with those additional volumes.

For more information, see [Create an Amazon EBS-backed Linux AMI](#) in the *Amazon Elastic Compute Cloud User Guide*.

## Request Parameters

The following parameters are for this specific action. For more information about required and optional parameters that are common to all actions, see [Common Query Parameters](#).

### BlockDeviceMapping.N

The block device mappings.

When using the CreateImage action:

- You can't change the volume size using the VolumeSize parameter. If you want a different volume size, you must first change the volume size of the source instance.
- You can't modify the encryption status of existing volumes or snapshots. To create an AMI with volumes or snapshots that have a different encryption status (for example, where the source volume and snapshots are unencrypted, and you want to create an AMI with encrypted volumes or snapshots), use the [CopyImage](#) action.
- The only option that can be changed for existing mappings or snapshots is DeleteOnTermination.

Type: Array of [BlockDeviceMapping](#) objects

Required: No

### Description

A description for the new image.

Type: String

Required: No

### **DryRun**

Checks whether you have the required permissions for the action, without actually making the request, and provides an error response. If you have the required permissions, the error response is `DryRunOperation`. Otherwise, it is `UnauthorizedOperation`.

Type: Boolean

Required: No

### **InstanceId**

The ID of the instance.

Type: String

Required: Yes

### **Name**

A name for the new image.

Constraints: 3-128 alphanumeric characters, parentheses (`()`), square brackets (`[]`), spaces (), periods (`.`), slashes (`/`), dashes (`-`), single quotes (`'`), at-signs (`@`), or underscores (`_`)

Type: String

Required: Yes

### **NoReboot**

Indicates whether or not the instance should be automatically rebooted before creating the image. Specify one of the following values:

- `true` - The instance is not rebooted before creating the image. This creates crash-consistent snapshots that include only the data that has been written to the volumes at the time the snapshots are created. Buffered data and data in memory that has not yet been written to the volumes is not included in the snapshots.
- `false` - The instance is rebooted before creating the image. This ensures that all buffered data and data in memory is written to the volumes before the snapshots are created.

Default: `false`

Type: Boolean

Required: No

### **TagSpecification.N**

The tags to apply to the AMI and snapshots on creation. You can tag the AMI, the snapshots, or both.

- To tag the AMI, the value for `ResourceType` must be `image`.
- To tag the snapshots that are created of the root volume and of other Amazon EBS volumes that are attached to the instance, the value for `ResourceType` must be `snapshot`. The same tag is applied to all of the snapshots that are created.

If you specify other values for `ResourceType`, the request fails.

To tag an AMI or snapshot after it has been created, see [CreateTags](#).

Type: Array of [TagSpecification](#) objects

Required: No

## **Response Elements**

The following elements are returned by the service.

### **imageId**

The ID of the new AMI.

Type: String

### **requestId**

The ID of the request.

Type: String

## **Errors**

For information about the errors that are common to all actions, see [Common client error codes](#).

## Examples

### Example 1

This example request creates an AMI from the specified instance.

#### Sample Request

```
https://ec2.amazonaws.com/?Action=CreateImage
&Description=Standard+Web+Server+v1.0
&InstanceId=i-1234567890abcdef0
&Name=standard-web-server-v1.0
&AUTHPARAMS
```

#### Sample Response

```
<CreateImageResponse xmlns="http://ec2.amazonaws.com/doc/2016-11-15/">
  <requestId>59dbff89-35bd-4eac-99ed-be587EXAMPLE</requestId>
  <imageId>ami-4fa54026</imageId>
</CreateImageResponse>
```

### Example 2

This example request creates an AMI from the specified instance, and sets the NoReboot parameter to true (the instance is not rebooted before the image is created).

#### Sample Request

```
https://ec2.amazonaws.com/?Action=CreateImage
&Description=Standard+Web+Server+v1.0
&InstanceId=i-1234567890abcdef0
&Name=standard-web-server-v1.0
&NoReboot=true
&AUTHPARAMS
```

#### Sample Response

```
<CreateImageResponse xmlns="http://ec2.amazonaws.com/doc/2016-11-15/">
  <requestId>59dbff89-35bd-4eac-99ed-be587EXAMPLE</requestId>
  <imageId>ami-4fa54026</imageId>
```



```
</CreateImageResponse>
```

### Example 3

This example request creates an AMI from the specified instance, and tags on creation the AMI and the snapshots that are created of the root volume and of other Amazon EBS volumes that are attached to the instance. In this example, the tag that is applied to the AMI and the snapshots is the same, with a key of `purpose` and a value of `test`.

### Sample Request

```
https://ec2.amazonaws.com/?Action=CreateImage
&InstanceId=i-1234567890abcdef0
&TagSpecification.1.ResourceType=image
&TagSpecification.1.Tag.1.Key=purpose
&TagSpecification.1.Tag.1.Value=test
&TagSpecification.2.ResourceType=snapshot
&TagSpecification.2.Tag.1.Key=purpose
&TagSpecification.2.Tag.1.Value=test
&AUTHPARAMS
```

### Sample Response

```
<CreateImageResponse xmlns="http://ec2.amazonaws.com/doc/2016-11-15/">
  <requestId>59dbff89-35bd-4eac-99ed-be587EXAMPLE</requestId>
  <imageId>ami-4fa54026</imageId>
</CreateImageResponse>
```

### See Also

For more information about using this API in one of the language-specific AWS SDKs, see the following:

- [AWS Command Line Interface](#)
- [AWS SDK for .NET](#)
- [AWS SDK for C++](#)
- [AWS SDK for Go v2](#)
- [AWS SDK for Java V2](#)
- [AWS SDK for JavaScript V3](#)

- [AWS SDK for PHP V3](#)
- [AWS SDK for Python](#)
- [AWS SDK for Ruby V3](#)

# CreateInstanceConnectEndpoint

Creates an EC2 Instance Connect Endpoint.

An EC2 Instance Connect Endpoint allows you to connect to an instance, without requiring the instance to have a public IPv4 address. For more information, see [Connect to your instances without requiring a public IPv4 address using EC2 Instance Connect Endpoint](#) in the *Amazon EC2 User Guide*.

## Request Parameters

The following parameters are for this specific action. For more information about required and optional parameters that are common to all actions, see [Common Query Parameters](#).

### ClientToken

Unique, case-sensitive identifier that you provide to ensure the idempotency of the request.

Type: String

Required: No

### DryRun

Checks whether you have the required permissions for the action, without actually making the request, and provides an error response. If you have the required permissions, the error response is `DryRunOperation`. Otherwise, it is `UnauthorizedOperation`.

Type: Boolean

Required: No

### PreserveClientIp

Indicates whether the client IP address is preserved as the source. The following are the possible values.

- `true` - Use the client IP address as the source.
- `false` - Use the network interface IP address as the source.

Default: `false`

Type: Boolean

Required: No

### **SecurityGroupIds.N**

One or more security groups to associate with the endpoint. If you don't specify a security group, the default security group for your VPC will be associated with the endpoint.

Type: Array of strings

Array Members: Minimum number of 0 items. Maximum number of 16 items.

Required: No

### **SubnetId**

The ID of the subnet in which to create the EC2 Instance Connect Endpoint.

Type: String

Required: Yes

### **TagSpecification.N**

The tags to apply to the EC2 Instance Connect Endpoint during creation.

Type: Array of [TagSpecification](#) objects

Required: No

## **Response Elements**

The following elements are returned by the service.

### **clientToken**

Unique, case-sensitive idempotency token provided by the client in the the request.

Type: String

### **instanceConnectEndpoint**

Information about the EC2 Instance Connect Endpoint.

Type: [Ec2InstanceConnectEndpoint](#) object

## requestId

The ID of the request.

Type: String

## Errors

For information about the errors that are common to all actions, see [Common client error codes](#).

## Examples

### Example: Create an EC2 Instance Connect Endpoint

This example creates an EC2 Instance Connect Endpoint in the specified subnet.

#### Sample Request

```
https://ec2.amazonaws.com/?Action=CreateInstanceConnectEndpoint
&SubnetId=subnet-0123456789example
&AUTHPARAMS
```

#### Sample Response

```
<CreateInstanceConnectEndpointResponse xmlns="http://ec2.amazonaws.com/doc/2016-11-15/">
  <requestId>a9effc88-e86c-4730-b1e8-30ba091babd1</requestId>
  <instanceConnectEndpoint>
    <createdAt>2023-06-06T20:01:31.000Z</createdAt>
    <instanceConnectEndpointArn>arn:aws:ec2:region:account-id:instance-connect-
endpoint/eice-0123456789example</instanceConnectEndpointArn>
    <instanceConnectEndpointId>eice-0123456789example</instanceConnectEndpointId>
    <networkInterfaceIdSet />
    <ownerId>account-id</ownerId>
    <preserveClientIp>>false</preserveClientIp>
    <securityGroupIdSet>
      <item>sg-0123456789example</item>
    </securityGroupIdSet>
    <state>create-in-progress</state>
    <stateMessage />
    <subnetId>subnet-0123456789example</subnetId>
```

```
<tagSet />
  <vpcId>vpc-0123456789example</vpcId>
</instanceConnectEndpoint>
</CreateInstanceConnectEndpointResponse>
```

## See Also

For more information about using this API in one of the language-specific AWS SDKs, see the following:

- [AWS Command Line Interface](#)
- [AWS SDK for .NET](#)
- [AWS SDK for C++](#)
- [AWS SDK for Go v2](#)
- [AWS SDK for Java V2](#)
- [AWS SDK for JavaScript V3](#)
- [AWS SDK for PHP V3](#)
- [AWS SDK for Python](#)
- [AWS SDK for Ruby V3](#)

# CreateInstanceEventWindow

Creates an event window in which scheduled events for the associated Amazon EC2 instances can run.

You can define either a set of time ranges or a cron expression when creating the event window, but not both. All event window times are in UTC.

You can create up to 200 event windows per AWS Region.

When you create the event window, targets (instance IDs, Dedicated Host IDs, or tags) are not yet associated with it. To ensure that the event window can be used, you must associate one or more targets with it by using the [AssociateInstanceEventWindow](#) API.

## Important

Event windows are applicable only for scheduled events that stop, reboot, or terminate instances.

Event windows are *not* applicable for:

- Expedited scheduled events and network maintenance events.
- Unscheduled maintenance such as AutoRecovery and unplanned reboots.

For more information, see [Define event windows for scheduled events](#) in the *Amazon EC2 User Guide*.

## Request Parameters

The following parameters are for this specific action. For more information about required and optional parameters that are common to all actions, see [Common Query Parameters](#).

### CronExpression

The cron expression for the event window, for example, `* 0-4,20-23 * * 1,5`. If you specify a cron expression, you can't specify a time range.

Constraints:

- Only hour and day of the week values are supported.

- For day of the week values, you can specify either integers 0 through 6, or alternative single values SUN through SAT.
- The minute, month, and year must be specified by \*.
- The hour value must be one or a multiple range, for example, 0-4 or 0-4, 20-23.
- Each hour range must be  $\geq 2$  hours, for example, 0-2 or 20-23.
- The event window must be  $\geq 4$  hours. The combined total time ranges in the event window must be  $\geq 4$  hours.

For more information about cron expressions, see [cron](#) on the *Wikipedia website*.

Type: String

Required: No

### DryRun

Checks whether you have the required permissions for the action, without actually making the request, and provides an error response. If you have the required permissions, the error response is `DryRunOperation`. Otherwise, it is `UnauthorizedOperation`.

Type: Boolean

Required: No

### Name

The name of the event window.

Type: String

Required: No

### TagSpecification.N

The tags to apply to the event window.

Type: Array of [TagSpecification](#) objects

Required: No

### TimeRange.N

The time range for the event window. If you specify a time range, you can't specify a cron expression.



Type: Array of [InstanceEventWindowTimeRangeRequest](#) objects

Required: No

## Response Elements

The following elements are returned by the service.

### **instanceEventWindow**

Information about the event window.

Type: [InstanceEventWindow](#) object

### **requestId**

The ID of the request.

Type: String

## Errors

For information about the errors that are common to all actions, see [Common client error codes](#).

## See Also

For more information about using this API in one of the language-specific AWS SDKs, see the following:

- [AWS Command Line Interface](#)
- [AWS SDK for .NET](#)
- [AWS SDK for C++](#)
- [AWS SDK for Go v2](#)
- [AWS SDK for Java V2](#)
- [AWS SDK for JavaScript V3](#)
- [AWS SDK for PHP V3](#)
- [AWS SDK for Python](#)
- [AWS SDK for Ruby V3](#)



# CreateInstanceExportTask

Exports a running or stopped instance to an Amazon S3 bucket.

For information about the prerequisites for your Amazon S3 bucket, supported operating systems, image formats, and known limitations for the types of instances you can export, see [Exporting an instance as a VM Using VM Import/Export](#) in the *VM Import/Export User Guide*.

## Request Parameters

The following parameters are for this specific action. For more information about required and optional parameters that are common to all actions, see [Common Query Parameters](#).

### Description

A description for the conversion task or the resource being exported. The maximum length is 255 characters.

Type: String

Required: No

### ExportToS3

The format and location for an export instance task.

Type: [ExportToS3TaskSpecification](#) object

Required: Yes

### InstanceId

The ID of the instance.

Type: String

Required: Yes

### TagSpecification.N

The tags to apply to the export instance task during creation.

Type: Array of [TagSpecification](#) objects

Required: No

## TargetEnvironment

The target virtualization environment.

Type: String

Valid Values: `citrix` | `vmware` | `microsoft`

Required: Yes

## Response Elements

The following elements are returned by the service.

### exportTask

Information about the export instance task.

Type: [ExportTask](#) object

### requestId

The ID of the request.

Type: String

## Errors

For information about the errors that are common to all actions, see [Common client error codes](#).

## Examples

### Example

This example request creates an Export VM task that makes a Windows instance available as an OVA.

### Sample Request

```
https://ec2.amazonaws.com/?Action=CreateInstanceExportTask
&Description=Example%20for%20docs
&InstanceId=i-1234567890abcdef0
```

```
&TargetEnvironment=VMWare
&ExportToS3.DiskImageFormat=VMDK
&ExportToS3.ContainerFormat=OVA
&ExportToS3.S3bucket=amzn-s3-demo-for-exported-vm
&ExportToS3.S3prefix=my-exports/
&AUTHPARAMS
```

## Sample Response

```
<CreateInstanceExportTaskResponse xmlns="http://ec2.amazonaws.com/doc/2016-11-15/">
  <requestId>59dbff89-35bd-4eac-99ed-be587EXAMPLE</requestId>
  <exportTask>
    <exportTaskId>export-i-1234wxyz</exportTaskId>
    <description>Example for docs</description>
    <state>active</state>
    <statusMessage>Running</statusMessage>
    <instanceExport>
      <instanceId>i-1234567890abcdef0</instanceId>
      <targetEnvironment>VMWare</targetEnvironment>
    </instanceExport>
    <exportToS3>
      <diskImageFormat>VMDK</diskImageFormat>
      <containerFormat>OVA</containerFormat>
      <s3Bucket>amzn-s3-demo-for-exported-vm</s3Bucket>
      <s3Key>my-exports/ export-i-1234wxyz.ova</s3Key>
    </exportToS3>
  </exportTask>
</CreateInstanceExportTaskResponse>
```

## See Also

For more information about using this API in one of the language-specific AWS SDKs, see the following:

- [AWS Command Line Interface](#)
- [AWS SDK for .NET](#)
- [AWS SDK for C++](#)
- [AWS SDK for Go v2](#)
- [AWS SDK for Java V2](#)
- [AWS SDK for JavaScript V3](#)

- [AWS SDK for PHP V3](#)
- [AWS SDK for Python](#)
- [AWS SDK for Ruby V3](#)

# CreateInternetGateway

Creates an internet gateway for use with a VPC. After creating the internet gateway, you attach it to a VPC using [AttachInternetGateway](#).

For more information, see [Internet gateways](#) in the *Amazon VPC User Guide*.

## Request Parameters

The following parameters are for this specific action. For more information about required and optional parameters that are common to all actions, see [Common Query Parameters](#).

### DryRun

Checks whether you have the required permissions for the action, without actually making the request, and provides an error response. If you have the required permissions, the error response is `DryRunOperation`. Otherwise, it is `UnauthorizedOperation`.

Type: Boolean

Required: No

### TagSpecification.N

The tags to assign to the internet gateway.

Type: Array of [TagSpecification](#) objects

Required: No

## Response Elements

The following elements are returned by the service.

### internetGateway

Information about the internet gateway.

Type: [InternetGateway](#) object

### requestId

The ID of the request.

Type: String

## Errors

For information about the errors that are common to all actions, see [Common client error codes](#).

## Examples

### Example

This example creates an internet gateway.

### Sample Request

```
https://ec2.amazonaws.com/?Action=CreateInternetGateway
&AUTHPARAMS
```

### Sample Response

```
<CreateInternetGatewayResponse xmlns="http://ec2.amazonaws.com/doc/2016-11-15/">
  <requestId>59dbff89-35bd-4eac-99ed-be587EXAMPLE</requestId>
  <internetGateway>
    <internetGatewayId>igw-eaad4883</internetGatewayId>
    <attachmentSet/>
    <tagSet/>
  </internetGateway>
</CreateInternetGatewayResponse>
```

## See Also

For more information about using this API in one of the language-specific AWS SDKs, see the following:

- [AWS Command Line Interface](#)
- [AWS SDK for .NET](#)
- [AWS SDK for C++](#)
- [AWS SDK for Go v2](#)
- [AWS SDK for Java V2](#)



- [AWS SDK for JavaScript V3](#)
- [AWS SDK for PHP V3](#)
- [AWS SDK for Python](#)
- [AWS SDK for Ruby V3](#)

# CreateIpam

Create an IPAM. Amazon VPC IP Address Manager (IPAM) is a VPC feature that you can use to automate your IP address management workflows including assigning, tracking, troubleshooting, and auditing IP addresses across AWS Regions and accounts throughout your AWS Organization.

For more information, see [Create an IPAM](#) in the *Amazon VPC IPAM User Guide*.

## Request Parameters

The following parameters are for this specific action. For more information about required and optional parameters that are common to all actions, see [Common Query Parameters](#).

### ClientToken

A unique, case-sensitive identifier that you provide to ensure the idempotency of the request. For more information, see [Ensuring idempotency](#).

Type: String

Required: No

### Description

A description for the IPAM.

Type: String

Required: No

### DryRun

A check for whether you have the required permissions for the action without actually making the request and provides an error response. If you have the required permissions, the error response is `DryRunOperation`. Otherwise, it is `UnauthorizedOperation`.

Type: Boolean

Required: No

### EnablePrivateGua

Enable this option to use your own GUA ranges as private IPv6 addresses. This option is disabled by default.

Type: Boolean

Required: No

### OperatingRegion.N

The operating Regions for the IPAM. Operating Regions are AWS Regions where the IPAM is allowed to manage IP address CIDRs. IPAM only discovers and monitors resources in the AWS Regions you select as operating Regions.

For more information about operating Regions, see [Create an IPAM](#) in the *Amazon VPC IPAM User Guide*.

Type: Array of [AddIpamOperatingRegion](#) objects

Array Members: Minimum number of 0 items. Maximum number of 50 items.

Required: No

### TagSpecification.N

The key/value combination of a tag assigned to the resource. Use the tag key in the filter name and the tag value as the filter value. For example, to find all resources that have a tag with the key `Owner` and the value `TeamA`, specify `tag:Owner` for the filter name and `TeamA` for the filter value.

Type: Array of [TagSpecification](#) objects

Required: No

### Tier

IPAM is offered in a Free Tier and an Advanced Tier. For more information about the features available in each tier and the costs associated with the tiers, see [Amazon VPC pricing > IPAM tab](#).

Type: String

Valid Values: `free` | `advanced`

Required: No

## Response Elements

The following elements are returned by the service.

## ipam

Information about the IPAM created.

Type: [Ipam](#) object

### requestId

The ID of the request.

Type: String

## Errors

For information about the errors that are common to all actions, see [Common client error codes](#).

## See Also

For more information about using this API in one of the language-specific AWS SDKs, see the following:

- [AWS Command Line Interface](#)
- [AWS SDK for .NET](#)
- [AWS SDK for C++](#)
- [AWS SDK for Go v2](#)
- [AWS SDK for Java V2](#)
- [AWS SDK for JavaScript V3](#)
- [AWS SDK for PHP V3](#)
- [AWS SDK for Python](#)
- [AWS SDK for Ruby V3](#)

# CreateIpamExternalResourceVerificationToken

Create a verification token. A verification token is an AWS-generated random value that you can use to prove ownership of an external resource. For example, you can use a verification token to validate that you control a public IP address range when you bring an IP address range to AWS (BYOIP).

## Request Parameters

The following parameters are for this specific action. For more information about required and optional parameters that are common to all actions, see [Common Query Parameters](#).

### ClientToken

A unique, case-sensitive identifier that you provide to ensure the idempotency of the request. For more information, see [Ensuring idempotency](#).

Type: String

Required: No

### DryRun

A check for whether you have the required permissions for the action without actually making the request and provides an error response. If you have the required permissions, the error response is `DryRunOperation`. Otherwise, it is `UnauthorizedOperation`.

Type: Boolean

Required: No

### IpamId

The ID of the IPAM that will create the token.

Type: String

Required: Yes

### TagSpecification.N

Token tags.

Type: Array of [TagSpecification](#) objects

Required: No

## Response Elements

The following elements are returned by the service.

### **ipamExternalResourceVerificationToken**

The verification token.

Type: [ipamExternalResourceVerificationToken](#) object

### **requestId**

The ID of the request.

Type: String

## Errors

For information about the errors that are common to all actions, see [Common client error codes](#).

## See Also

For more information about using this API in one of the language-specific AWS SDKs, see the following:

- [AWS Command Line Interface](#)
- [AWS SDK for .NET](#)
- [AWS SDK for C++](#)
- [AWS SDK for Go v2](#)
- [AWS SDK for Java V2](#)
- [AWS SDK for JavaScript V3](#)
- [AWS SDK for PHP V3](#)
- [AWS SDK for Python](#)
- [AWS SDK for Ruby V3](#)

# CreateIpamPool

Create an IP address pool for Amazon VPC IP Address Manager (IPAM). In IPAM, a pool is a collection of contiguous IP addresses CIDRs. Pools enable you to organize your IP addresses according to your routing and security needs. For example, if you have separate routing and security needs for development and production applications, you can create a pool for each.

For more information, see [Create a top-level pool](#) in the *Amazon VPC IPAM User Guide*.

## Request Parameters

The following parameters are for this specific action. For more information about required and optional parameters that are common to all actions, see [Common Query Parameters](#).

### AddressFamily

The IP protocol assigned to this IPAM pool. You must choose either IPv4 or IPv6 protocol for a pool.

Type: String

Valid Values: ipv4 | ipv6

Required: Yes

### AllocationDefaultNetmaskLength

The default netmask length for allocations added to this pool. If, for example, the CIDR assigned to this pool is 10.0.0.0/8 and you enter 16 here, new allocations will default to 10.0.0.0/16.

Type: Integer

Valid Range: Minimum value of 0. Maximum value of 128.

Required: No

### AllocationMaxNetmaskLength

The maximum netmask length possible for CIDR allocations in this IPAM pool to be compliant. The maximum netmask length must be greater than the minimum netmask length. Possible

netmask lengths for IPv4 addresses are 0 - 32. Possible netmask lengths for IPv6 addresses are 0 - 128.

Type: Integer

Valid Range: Minimum value of 0. Maximum value of 128.

Required: No

### **AllocationMinNetmaskLength**

The minimum netmask length required for CIDR allocations in this IPAM pool to be compliant. The minimum netmask length must be less than the maximum netmask length. Possible netmask lengths for IPv4 addresses are 0 - 32. Possible netmask lengths for IPv6 addresses are 0 - 128.

Type: Integer

Valid Range: Minimum value of 0. Maximum value of 128.

Required: No

### **AllocationResourceTag.N**

Tags that are required for resources that use CIDRs from this IPAM pool. Resources that do not have these tags will not be allowed to allocate space from the pool. If the resources have their tags changed after they have allocated space or if the allocation tagging requirements are changed on the pool, the resource may be marked as noncompliant.

Type: Array of [RequestIpamResourceTag](#) objects

Required: No

### **AutoImport**

If selected, IPAM will continuously look for resources within the CIDR range of this pool and automatically import them as allocations into your IPAM. The CIDRs that will be allocated for these resources must not already be allocated to other resources in order for the import to succeed. IPAM will import a CIDR regardless of its compliance with the pool's allocation rules, so a resource might be imported and subsequently marked as noncompliant. If IPAM discovers multiple CIDRs that overlap, IPAM will import the largest CIDR only. If IPAM discovers multiple CIDRs with matching CIDRs, IPAM will randomly import one of them only.

A locale must be set on the pool for this feature to work.



Type: Boolean

Required: No

### **AwsService**

Limits which service in AWS that the pool can be used in. "ec2", for example, allows users to use space for Elastic IP addresses and VPCs.

Type: String

Valid Values: ec2

Required: No

### **ClientToken**

A unique, case-sensitive identifier that you provide to ensure the idempotency of the request. For more information, see [Ensuring idempotency](#).

Type: String

Required: No

### **Description**

A description for the IPAM pool.

Type: String

Required: No

### **DryRun**

A check for whether you have the required permissions for the action without actually making the request and provides an error response. If you have the required permissions, the error response is `DryRunOperation`. Otherwise, it is `UnauthorizedOperation`.

Type: Boolean

Required: No

### **IpamScopeId**

The ID of the scope in which you would like to create the IPAM pool.

Type: String

Required: Yes

### Locale

The locale for the pool should be one of the following:

- An AWS Region where you want this IPAM pool to be available for allocations.
- The network border group for an AWS Local Zone where you want this IPAM pool to be available for allocations ([supported Local Zones](#)). This option is only available for IPAM IPv4 pools in the public scope.

If you do not choose a locale, resources in Regions others than the IPAM's home region cannot use CIDRs from this pool.

Possible values: Any AWS Region or supported AWS Local Zone.

Type: String

Required: No

### PublicIpSource

The IP address source for pools in the public scope. Only used for provisioning IP address CIDRs to pools in the public scope. Default is `byoip`. For more information, see [Create IPv6 pools](#) in the *Amazon VPC IPAM User Guide*. By default, you can add only one Amazon-provided IPv6 CIDR block to a top-level IPv6 pool if `PublicIpSource` is `amazon`. For information on increasing the default limit, see [Quotas for your IPAM](#) in the *Amazon VPC IPAM User Guide*.

Type: String

Valid Values: `amazon` | `byoip`

Required: No

### PubliclyAdvertisable

Determines if the pool is publicly advertisable. This option is not available for pools with `AddressFamily` set to `ipv4`.

Type: Boolean

Required: No

## SourceIpamPoolId

The ID of the source IPAM pool. Use this option to create a pool within an existing pool. Note that the CIDR you provision for the pool within the source pool must be available in the source pool's CIDR range.

Type: String

Required: No

## SourceResource

The resource used to provision CIDRs to a resource planning pool.

Type: [IpamPoolSourceResourceRequest](#) object

Required: No

## TagSpecification.N

The key/value combination of a tag assigned to the resource. Use the tag key in the filter name and the tag value as the filter value. For example, to find all resources that have a tag with the key `Owner` and the value `TeamA`, specify `tag:Owner` for the filter name and `TeamA` for the filter value.

Type: Array of [TagSpecification](#) objects

Required: No

## Response Elements

The following elements are returned by the service.

### ipamPool

Information about the IPAM pool created.

Type: [IpamPool](#) object

### requestId

The ID of the request.

Type: String

## Errors

For information about the errors that are common to all actions, see [Common client error codes](#).

## See Also

For more information about using this API in one of the language-specific AWS SDKs, see the following:

- [AWS Command Line Interface](#)
- [AWS SDK for .NET](#)
- [AWS SDK for C++](#)
- [AWS SDK for Go v2](#)
- [AWS SDK for Java V2](#)
- [AWS SDK for JavaScript V3](#)
- [AWS SDK for PHP V3](#)
- [AWS SDK for Python](#)
- [AWS SDK for Ruby V3](#)

# CreateIpamResourceDiscovery

Creates an IPAM resource discovery. A resource discovery is an IPAM component that enables IPAM to manage and monitor resources that belong to the owning account.

## Request Parameters

The following parameters are for this specific action. For more information about required and optional parameters that are common to all actions, see [Common Query Parameters](#).

### ClientToken

A client token for the IPAM resource discovery.

Type: String

Required: No

### Description

A description for the IPAM resource discovery.

Type: String

Required: No

### DryRun

A check for whether you have the required permissions for the action without actually making the request and provides an error response. If you have the required permissions, the error response is `DryRunOperation`. Otherwise, it is `UnauthorizedOperation`.

Type: Boolean

Required: No

### OperatingRegion.N

Operating Regions for the IPAM resource discovery. Operating Regions are AWS Regions where the IPAM is allowed to manage IP address CIDRs. IPAM only discovers and monitors resources in the AWS Regions you select as operating Regions.

Type: Array of [AddIpamOperatingRegion](#) objects

Array Members: Minimum number of 0 items. Maximum number of 50 items.

Required: No

### **TagSpecification.N**

Tag specifications for the IPAM resource discovery.

Type: Array of [TagSpecification](#) objects

Required: No

## **Response Elements**

The following elements are returned by the service.

### **ipamResourceDiscovery**

An IPAM resource discovery.

Type: [IpamResourceDiscovery](#) object

### **requestId**

The ID of the request.

Type: String

## **Errors**

For information about the errors that are common to all actions, see [Common client error codes](#).

## **See Also**

For more information about using this API in one of the language-specific AWS SDKs, see the following:

- [AWS Command Line Interface](#)
- [AWS SDK for .NET](#)
- [AWS SDK for C++](#)
- [AWS SDK for Go v2](#)

- [AWS SDK for Java V2](#)
- [AWS SDK for JavaScript V3](#)
- [AWS SDK for PHP V3](#)
- [AWS SDK for Python](#)
- [AWS SDK for Ruby V3](#)

## CreateIpamScope

Create an IPAM scope. In IPAM, a scope is the highest-level container within IPAM. An IPAM contains two default scopes. Each scope represents the IP space for a single network. The private scope is intended for all private IP address space. The public scope is intended for all public IP address space. Scopes enable you to reuse IP addresses across multiple unconnected networks without causing IP address overlap or conflict.

For more information, see [Add a scope](#) in the *Amazon VPC IPAM User Guide*.

### Request Parameters

The following parameters are for this specific action. For more information about required and optional parameters that are common to all actions, see [Common Query Parameters](#).

#### ClientToken

A unique, case-sensitive identifier that you provide to ensure the idempotency of the request. For more information, see [Ensuring idempotency](#).

Type: String

Required: No

#### Description

A description for the scope you're creating.

Type: String

Required: No

#### DryRun

A check for whether you have the required permissions for the action without actually making the request and provides an error response. If you have the required permissions, the error response is `DryRunOperation`. Otherwise, it is `UnauthorizedOperation`.

Type: Boolean

Required: No



## **IpamId**

The ID of the IPAM for which you're creating this scope.

Type: String

Required: Yes

## **TagSpecification.N**

The key/value combination of a tag assigned to the resource. Use the tag key in the filter name and the tag value as the filter value. For example, to find all resources that have a tag with the key `Owner` and the value `TeamA`, specify `tag:Owner` for the filter name and `TeamA` for the filter value.

Type: Array of [TagSpecification](#) objects

Required: No

## **Response Elements**

The following elements are returned by the service.

### **ipamScope**

Information about the created scope.

Type: [IpamScope](#) object

### **requestId**

The ID of the request.

Type: String

## **Errors**

For information about the errors that are common to all actions, see [Common client error codes](#).

## **See Also**

For more information about using this API in one of the language-specific AWS SDKs, see the following:

- [AWS Command Line Interface](#)
- [AWS SDK for .NET](#)
- [AWS SDK for C++](#)
- [AWS SDK for Go v2](#)
- [AWS SDK for Java V2](#)
- [AWS SDK for JavaScript V3](#)
- [AWS SDK for PHP V3](#)
- [AWS SDK for Python](#)
- [AWS SDK for Ruby V3](#)

# CreateKeyPair

Creates an ED25519 or 2048-bit RSA key pair with the specified name and in the specified PEM or PPK format. Amazon EC2 stores the public key and displays the private key for you to save to a file. The private key is returned as an unencrypted PEM encoded PKCS#1 private key or an unencrypted PPK formatted private key for use with PuTTY. If a key with the specified name already exists, Amazon EC2 returns an error.

The key pair returned to you is available only in the AWS Region in which you create it. If you prefer, you can create your own key pair using a third-party tool and upload it to any Region using [ImportKeyPair](#).

You can have up to 5,000 key pairs per AWS Region.

For more information, see [Amazon EC2 key pairs](#) in the *Amazon Elastic Compute Cloud User Guide*.

## Request Parameters

The following parameters are for this specific action. For more information about required and optional parameters that are common to all actions, see [Common Query Parameters](#).

### DryRun

Checks whether you have the required permissions for the action, without actually making the request, and provides an error response. If you have the required permissions, the error response is `DryRunOperation`. Otherwise, it is `UnauthorizedOperation`.

Type: Boolean

Required: No

### KeyFormat

The format of the key pair.

Default: pem

Type: String

Valid Values: pem | ppk

Required: No

## KeyName

A unique name for the key pair.

Constraints: Up to 255 ASCII characters

Type: String

Required: Yes

## KeyType

The type of key pair. Note that ED25519 keys are not supported for Windows instances.

Default: `rsa`

Type: String

Valid Values: `rsa` | `ed25519`

Required: No

## TagSpecification.N

The tags to apply to the new key pair.

Type: Array of [TagSpecification](#) objects

Required: No

## Response Elements

The following elements are returned by the service.

### keyFingerprint

- For RSA key pairs, the key fingerprint is the SHA-1 digest of the DER encoded private key.
- For ED25519 key pairs, the key fingerprint is the base64-encoded SHA-256 digest, which is the default for OpenSSH, starting with OpenSSH 6.8.

Type: String

### keyMaterial

An unencrypted PEM encoded RSA or ED25519 private key.

Type: String

### **keyName**

The name of the key pair.

Type: String

### **keyPairId**

The ID of the key pair.

Type: String

### **requestId**

The ID of the request.

Type: String

### **tagSet**

Any tags applied to the key pair.

Type: Array of [Tag](#) objects

## **Errors**

For information about the errors that are common to all actions, see [Common client error codes](#).

## **Examples**

### **Example**

This example request creates a key pair named `my-key-pair`, and applies a tag with a key of `purpose` and a value of `production`.

### **Sample Request**

```
https://ec2.amazonaws.com/?Action=CreateKeyPair
&KeyName=my-key-pair
&TagSpecification.1.ResourceType=key-pair
&TagSpecification.1.Tag.1.Key=purpose
```

```
&TagSpecification.1.Tag.1.Value=production
&AUTHPARAMS
```

## Sample Response

```
<CreateKeyPairResponse xmlns="http://ec2.amazonaws.com/doc/2016-11-15/">
  <requestId>1b5b5bcf-3670-4c16-83d7-c2c9example</requestId>
  <keyName>my-key-pair</keyName>
  <keyPairId>key-abcd12345eEXAMPLE</keyPairId>
  <keyFingerprint>1f:51:ae:28:bf:89:e9:d8:1f:25:5d:37:2d:7d:b8:ca:9f:f5:f1:6f</
keyFingerprint>
  <keyMaterial>----- BEGIN RSA PRIVATE KEY -----
MIICiCCAfICCQD6m7oRw0uX0jANBgkqhkiG9w0BAQUFADCBiDELMAkGA1UEBhMC
VVMxCzAJBgNVBAGTAldBMRAwDgYDVQQHEwdTZWF0dGx1MQ8wDQYDVQQKEwZBbWF6
b24xFDASBgNVBA5TC01BTSBDb25zb2x1MRIwEAYDVQQDEw1UZXR0Q21sYWx1eXAd
BgkqhkiG9w0BCQEWEG5vb251QGFTYXpvcjE5b20wHhcNMTEwNDI1MjA0NTIxWhcN
MTIwNDI0MjA0NTIxWjCBiDELMAkGA1UEBhMCVVMxCzAJBgNVBAGTAldBMRAwDgYD
VQQHEwdTZWF0dGx1MQ8wDQYDVQQKEwZBbWF6b24xFDASBgNVBA5TC01BTSBDb25z
b2x1MRIwEAYDVQQDEw1UZXR0Q21sYWx1eXAdBgkqhkiG9w0BCQEWEG5vb251QGFT
YXpvcjE5b20wgZ8wDQYJKoZIhvcNAQEBBQADgY0AMIGJAoGBAMaK0dn+a4GmWIWJ
21uUSfwfEvySwTc2XADZ4nB+BLyGvIk60CpiwsZ3G93vUEI03IyNoH/f0wYK8m9T
rDHudUZg3qX4waLG5M43q7Wgc/MbQITx0USQv7c7ugFFDzQGBzZswY6786m86gpE
Ibb30hjZnzcVQAaRHhd1QWIMm2nrAgMBAAEwDQYJKoZIhvcNAQEFBQADgYEA4nU4
nUhVvXyUntneD9+h8Mg9q6q+auNKyExzyLwax1Aoo7TJHidbtS4J5iNmZgXL0Fkb
FFBjvSfpJI1J00zbhNYS5f6GuoEDmFJ10ZxBHjJnyp3780D8uTs7fLvJx79LjSTb
NYiytVbZPQUQ5Yaxu2jXnimvw3rrszlaEXAMPLE
-----END RSA PRIVATE KEY-----</keyMaterial>
  <tagSet>
    <item>
      <key>purpose</key>
      <value>production</value>
    </item>
  </tagSet>
</CreateKeyPairResponse>
```

## Saving the file

Create a file named `my-key-pair.pem` and paste the entire key from the response into this file. Keep this file in a safe place; it is required to decrypt login information when you connect to an instance that you launched using this key pair. If you're using an SSH client on a Linux computer to connect to your instance, use the following command to set the permissions of your private key file so that only you can read it.

## Sample Request

```
chmod 400 my-key-pair.pem
```

## See Also

For more information about using this API in one of the language-specific AWS SDKs, see the following:

- [AWS Command Line Interface](#)
- [AWS SDK for .NET](#)
- [AWS SDK for C++](#)
- [AWS SDK for Go v2](#)
- [AWS SDK for Java V2](#)
- [AWS SDK for JavaScript V3](#)
- [AWS SDK for PHP V3](#)
- [AWS SDK for Python](#)
- [AWS SDK for Ruby V3](#)

# CreateLaunchTemplate

Creates a launch template.

A launch template contains the parameters to launch an instance. When you launch an instance using [RunInstances](#), you can specify a launch template instead of providing the launch parameters in the request. For more information, see [Launch an instance from a launch template](#) in the *Amazon EC2 User Guide*.

To clone an existing launch template as the basis for a new launch template, use the Amazon EC2 console. The API, SDKs, and CLI do not support cloning a template. For more information, see [Create a launch template from an existing launch template](#) in the *Amazon EC2 User Guide*.

## Request Parameters

The following parameters are for this specific action. For more information about required and optional parameters that are common to all actions, see [Common Query Parameters](#).

### ClientToken

Unique, case-sensitive identifier you provide to ensure the idempotency of the request. For more information, see [Ensuring idempotency](#).

Constraint: Maximum 128 ASCII characters.

Type: String

Required: No

### DryRun

Checks whether you have the required permissions for the action, without actually making the request, and provides an error response. If you have the required permissions, the error response is `DryRunOperation`. Otherwise, it is `UnauthorizedOperation`.

Type: Boolean

Required: No

### LaunchTemplateData

The information for the launch template.



Type: [RequestLaunchTemplateData](#) object

Required: Yes

### **LaunchTemplateName**

A name for the launch template.

Type: String

Length Constraints: Minimum length of 3. Maximum length of 128.

Pattern: `[a-zA-Z0-9\(\)\.\-/_]+`

Required: Yes

### **TagSpecification.N**

The tags to apply to the launch template on creation. To tag the launch template, the resource type must be `launch-template`.

To specify the tags for the resources that are created when an instance is launched, you must use the `TagSpecifications` parameter in the [launch template data](#) structure.

Type: Array of [TagSpecification](#) objects

Required: No

### **VersionDescription**

A description for the first version of the launch template.

Type: String

Length Constraints: Minimum length of 0. Maximum length of 255.

Required: No

## **Response Elements**

The following elements are returned by the service.

### **launchTemplate**

Information about the launch template.

Type: [LaunchTemplate](#) object

## requestId

The ID of the request.

Type: String

## warning

If the launch template contains parameters or parameter combinations that are not valid, an error code and an error message are returned for each issue that's found.

Type: [ValidationWarning](#) object

## Errors

For information about the errors that are common to all actions, see [Common client error codes](#).

## Examples

### Example 1

The following example creates a launch template that specifies AMI `ami-1a2b3c4d` and an instance type of `t2.micro`.

### Sample Request

```
https://ec2.amazonaws.com/?Action=CreateLaunchTemplate
&LaunchTemplateName=MyLaunchTemplate
&VersionDescription=FirstVersion
&LaunchTemplateData.ImageId=ami-1a2b3c4d
&LaunchTemplateData.InstanceType=t2.micro
&AUTHPARAMS
```

### Sample Response

```
<CreateLaunchTemplateResponse xmlns="http://ec2.amazonaws.com/doc/2016-11-15/">
  <requestId>39f602bc-7580-4239-a6d8-af56example</requestId>
  <launchTemplate>
    <createTime>2017-10-31T11:38:52.000Z</createTime>
    <createdBy>arn:aws:iam::123456789012:root</createdBy>
```

```
<defaultVersionNumber>1</defaultVersionNumber>
<latestVersionNumber>1</latestVersionNumber>
<launchTemplateId>lt-0a20c965061f64abc</launchTemplateId>
<launchTemplateName>MyLaunchTemplate</launchTemplateName>
</launchTemplate>
</CreateLaunchTemplateResponse>
```

## Example 2

The following example creates a launch template that specifies the subnet in which to launch the instance (subnet-7b16de0c), assigns a public IP address and an IPv6 address to the instance, and creates a tag for the instance (Name=webserver).

## Sample Request

```
https://ec2.amazonaws.com/?Action=CreateLaunchTemplate
&LaunchTemplateName=TemplateForWebServer
&VersionDescription=WebVersion1
&LaunchTemplateData.ImageId=ami-8c1be5f6
&LaunchTemplateData.InstanceType=t2.micro
&LaunchTemplateData.NetworkInterface.1.AssociatePublicIpAddress=true
&LaunchTemplateData.NetworkInterface.1.DeviceIndex=0
&LaunchTemplateData.NetworkInterface.1.SubnetId=subnet-7b16de0c
&LaunchTemplateData.NetworkInterface.1.Ipv6AddressCount=1
&LaunchTemplateData.TagSpecification.1.ResourceType=instance
&LaunchTemplateData.TagSpecification.1.Tag.1.Key=Name
&LaunchTemplateData.TagSpecification.1.Tag.1.Value=webserver
&AUTHPARAMS
```

## See Also

For more information about using this API in one of the language-specific AWS SDKs, see the following:

- [AWS Command Line Interface](#)
- [AWS SDK for .NET](#)
- [AWS SDK for C++](#)
- [AWS SDK for Go v2](#)
- [AWS SDK for Java V2](#)
- [AWS SDK for JavaScript V3](#)

- [AWS SDK for PHP V3](#)
- [AWS SDK for Python](#)
- [AWS SDK for Ruby V3](#)

# CreateLaunchTemplateVersion

Creates a new version of a launch template. You must specify an existing launch template, either by name or ID. You can determine whether the new version inherits parameters from a source version, and add or overwrite parameters as needed.

Launch template versions are numbered in the order in which they are created. You can't specify, change, or replace the numbering of launch template versions.

Launch templates are immutable; after you create a launch template, you can't modify it. Instead, you can create a new version of the launch template that includes the changes that you require.

For more information, see [Modify a launch template \(manage launch template versions\)](#) in the *Amazon EC2 User Guide*.

## Request Parameters

The following parameters are for this specific action. For more information about required and optional parameters that are common to all actions, see [Common Query Parameters](#).

### ClientToken

Unique, case-sensitive identifier you provide to ensure the idempotency of the request. For more information, see [Ensuring idempotency](#).

Constraint: Maximum 128 ASCII characters.

Type: String

Required: No

### DryRun

Checks whether you have the required permissions for the action, without actually making the request, and provides an error response. If you have the required permissions, the error response is `DryRunOperation`. Otherwise, it is `UnauthorizedOperation`.

Type: Boolean

Required: No

### LaunchTemplateData

The information for the launch template.

Type: [RequestLaunchTemplateData](#) object

Required: Yes

### **LaunchTemplateId**

The ID of the launch template.

You must specify either the launch template ID or the launch template name, but not both.

Type: String

Required: No

### **LaunchTemplateName**

The name of the launch template.

You must specify either the launch template ID or the launch template name, but not both.

Type: String

Length Constraints: Minimum length of 3. Maximum length of 128.

Pattern: `[a-zA-Z0-9\(\)\.\-/_]+`

Required: No

### **ResolveAlias**

If `true`, and if a Systems Manager parameter is specified for `ImageId`, the AMI ID is displayed in the response for `imageID`. For more information, see [Use a Systems Manager parameter instead of an AMI ID](#) in the *Amazon EC2 User Guide*.

Default: `false`

Type: Boolean

Required: No

### **SourceVersion**

The version of the launch template on which to base the new version. Snapshots applied to the block device mapping are ignored when creating a new version unless they are explicitly included.

If you specify this parameter, the new version inherits the launch parameters from the source version. If you specify additional launch parameters for the new version, they overwrite any corresponding launch parameters inherited from the source version.

If you omit this parameter, the new version contains only the launch parameters that you specify for the new version.

Type: String

Required: No

## VersionDescription

A description for the version of the launch template.

Type: String

Length Constraints: Minimum length of 0. Maximum length of 255.

Required: No

## Response Elements

The following elements are returned by the service.

### launchTemplateVersion

Information about the launch template version.

Type: [LaunchTemplateVersion](#) object

### requestId

The ID of the request.

Type: String

### warning

If the new version of the launch template contains parameters or parameter combinations that are not valid, an error code and an error message are returned for each issue that's found.

Type: [ValidationWarning](#) object

## Errors

For information about the errors that are common to all actions, see [Common client error codes](#).

## Examples

### Example

The following example creates a new launch template version for launch template MyLaunchTemplate and uses version 2 of the launch template as the base for the new version. The new launch template uses ami-aabbccdd. All other launch template data is inherited from the source version.

### Sample Request

```
https://ec2.amazonaws.com/?Action=CreateLaunchTemplate
&SourceVersion=2
&LaunchTemplateName=MyLaunchTemplate
&VersionDescription=VersionWithNewAMI
&LaunchTemplateData.ImageId=ami-aabbccdd
&AUTHPARAMS
```

### Sample Response

```
<CreateLaunchTemplateVersionResponse xmlns="http://ec2.amazonaws.com/doc/2016-11-15/">
  <requestId>6657423a-2616-461a-9ce5-3c65example</requestId>
  <launchTemplateVersion>
    <createTime>2017-10-31T11:56:00.000Z</createTime>
    <createdBy>arn:aws:iam::123456789012:root</createdBy>
    <defaultVersion>>false</defaultVersion>
    <launchTemplateData>
      <imageId>ami-aabbccdd</imageId>
      <instanceType>t2.micro</instanceType>
    </launchTemplateData>
    <launchTemplateId>lt-0a20c965061f6454a</launchTemplateId>
    <launchTemplateName>MyLaunchTemplate</launchTemplateName>
    <versionDescription>VersionWithNewAMI</versionDescription>
    <versionNumber>4</versionNumber>
  </launchTemplateVersion>
</CreateLaunchTemplateVersionResponse>
```



## See Also

For more information about using this API in one of the language-specific AWS SDKs, see the following:

- [AWS Command Line Interface](#)
- [AWS SDK for .NET](#)
- [AWS SDK for C++](#)
- [AWS SDK for Go v2](#)
- [AWS SDK for Java V2](#)
- [AWS SDK for JavaScript V3](#)
- [AWS SDK for PHP V3](#)
- [AWS SDK for Python](#)
- [AWS SDK for Ruby V3](#)

# CreateLocalGatewayRoute

Creates a static route for the specified local gateway route table. You must specify one of the following targets:

- LocalGatewayVirtualInterfaceGroupId
- NetworkInterfaceId

## Request Parameters

The following parameters are for this specific action. For more information about required and optional parameters that are common to all actions, see [Common Query Parameters](#).

### DestinationCidrBlock

The CIDR range used for destination matches. Routing decisions are based on the most specific match.

Type: String

Required: No

### DestinationPrefixListId

The ID of the prefix list. Use a prefix list in place of DestinationCidrBlock. You cannot use DestinationPrefixListId and DestinationCidrBlock in the same request.

Type: String

Required: No

### DryRun

Checks whether you have the required permissions for the action, without actually making the request, and provides an error response. If you have the required permissions, the error response is DryRunOperation. Otherwise, it is UnauthorizedOperation.

Type: Boolean

Required: No

### **LocalGatewayRouteTableId**

The ID of the local gateway route table.

Type: String

Required: Yes

### **LocalGatewayVirtualInterfaceGroupId**

The ID of the virtual interface group.

Type: String

Required: No

### **NetworkInterfaceId**

The ID of the network interface.

Type: String

Required: No

## **Response Elements**

The following elements are returned by the service.

### **requestId**

The ID of the request.

Type: String

### **route**

Information about the route.

Type: [LocalGatewayRoute](#) object

## **Errors**

For information about the errors that are common to all actions, see [Common client error codes](#).

## See Also

For more information about using this API in one of the language-specific AWS SDKs, see the following:

- [AWS Command Line Interface](#)
- [AWS SDK for .NET](#)
- [AWS SDK for C++](#)
- [AWS SDK for Go v2](#)
- [AWS SDK for Java V2](#)
- [AWS SDK for JavaScript V3](#)
- [AWS SDK for PHP V3](#)
- [AWS SDK for Python](#)
- [AWS SDK for Ruby V3](#)

# CreateLocalGatewayRouteTable

Creates a local gateway route table.

## Request Parameters

The following parameters are for this specific action. For more information about required and optional parameters that are common to all actions, see [Common Query Parameters](#).

### DryRun

Checks whether you have the required permissions for the action, without actually making the request, and provides an error response. If you have the required permissions, the error response is `DryRunOperation`. Otherwise, it is `UnauthorizedOperation`.

Type: Boolean

Required: No

### LocalGatewayId

The ID of the local gateway.

Type: String

Required: Yes

### Mode

The mode of the local gateway route table.

Type: String

Valid Values: `direct-vpc-routing` | `coip`

Required: No

### TagSpecification.N

The tags assigned to the local gateway route table.

Type: Array of [TagSpecification](#) objects

Required: No

## Response Elements

The following elements are returned by the service.

### **localGatewayRouteTable**

Information about the local gateway route table.

Type: [LocalGatewayRouteTable](#) object

### **requestId**

The ID of the request.

Type: String

## Errors

For information about the errors that are common to all actions, see [Common client error codes](#).

## See Also

For more information about using this API in one of the language-specific AWS SDKs, see the following:

- [AWS Command Line Interface](#)
- [AWS SDK for .NET](#)
- [AWS SDK for C++](#)
- [AWS SDK for Go v2](#)
- [AWS SDK for Java V2](#)
- [AWS SDK for JavaScript V3](#)
- [AWS SDK for PHP V3](#)
- [AWS SDK for Python](#)
- [AWS SDK for Ruby V3](#)

# CreateLocalGatewayRouteTableVirtualInterfaceGroupAssociation

Creates a local gateway route table virtual interface group association.

## Request Parameters

The following parameters are for this specific action. For more information about required and optional parameters that are common to all actions, see [Common Query Parameters](#).

### DryRun

Checks whether you have the required permissions for the action, without actually making the request, and provides an error response. If you have the required permissions, the error response is `DryRunOperation`. Otherwise, it is `UnauthorizedOperation`.

Type: Boolean

Required: No

### LocalGatewayRouteTableId

The ID of the local gateway route table.

Type: String

Required: Yes

### LocalGatewayVirtualInterfaceGroupId

The ID of the local gateway route table virtual interface group association.

Type: String

Required: Yes

### TagSpecification.N

The tags assigned to the local gateway route table virtual interface group association.

Type: Array of [TagSpecification](#) objects

Required: No

## Response Elements

The following elements are returned by the service.

### localGatewayRouteTableVirtualInterfaceGroupAssociation

Information about the local gateway route table virtual interface group association.

Type: [LocalGatewayRouteTableVirtualInterfaceGroupAssociation](#) object

#### requestId

The ID of the request.

Type: String

## Errors

For information about the errors that are common to all actions, see [Common client error codes](#).

## See Also

For more information about using this API in one of the language-specific AWS SDKs, see the following:

- [AWS Command Line Interface](#)
- [AWS SDK for .NET](#)
- [AWS SDK for C++](#)
- [AWS SDK for Go v2](#)
- [AWS SDK for Java V2](#)
- [AWS SDK for JavaScript V3](#)
- [AWS SDK for PHP V3](#)
- [AWS SDK for Python](#)
- [AWS SDK for Ruby V3](#)



# CreateLocalGatewayRouteTableVpcAssociation

Associates the specified VPC with the specified local gateway route table.

## Request Parameters

The following parameters are for this specific action. For more information about required and optional parameters that are common to all actions, see [Common Query Parameters](#).

### DryRun

Checks whether you have the required permissions for the action, without actually making the request, and provides an error response. If you have the required permissions, the error response is `DryRunOperation`. Otherwise, it is `UnauthorizedOperation`.

Type: Boolean

Required: No

### LocalGatewayRouteTableId

The ID of the local gateway route table.

Type: String

Required: Yes

### TagSpecification.N

The tags to assign to the local gateway route table VPC association.

Type: Array of [TagSpecification](#) objects

Required: No

### VpcId

The ID of the VPC.

Type: String

Required: Yes

## Response Elements

The following elements are returned by the service.

### localGatewayRouteTableVpcAssociation

Information about the association.

Type: [LocalGatewayRouteTableVpcAssociation](#) object

### requestId

The ID of the request.

Type: String

## Errors

For information about the errors that are common to all actions, see [Common client error codes](#).

## See Also

For more information about using this API in one of the language-specific AWS SDKs, see the following:

- [AWS Command Line Interface](#)
- [AWS SDK for .NET](#)
- [AWS SDK for C++](#)
- [AWS SDK for Go v2](#)
- [AWS SDK for Java V2](#)
- [AWS SDK for JavaScript V3](#)
- [AWS SDK for PHP V3](#)
- [AWS SDK for Python](#)
- [AWS SDK for Ruby V3](#)

# CreateManagedPrefixList

Creates a managed prefix list. You can specify one or more entries for the prefix list. Each entry consists of a CIDR block and an optional description.

## Request Parameters

The following parameters are for this specific action. For more information about required and optional parameters that are common to all actions, see [Common Query Parameters](#).

### AddressFamily

The IP address type.

Valid Values: IPv4 | IPv6

Type: String

Required: Yes

### ClientToken

Unique, case-sensitive identifier you provide to ensure the idempotency of the request. For more information, see [Ensuring idempotency](#).

Constraints: Up to 255 UTF-8 characters in length.

Type: String

Required: No

### DryRun

Checks whether you have the required permissions for the action, without actually making the request, and provides an error response. If you have the required permissions, the error response is `DryRunOperation`. Otherwise, it is `UnauthorizedOperation`.

Type: Boolean

Required: No

### Entry.N

One or more entries for the prefix list.

Type: Array of [AddPrefixListEntry](#) objects

Array Members: Minimum number of 0 items. Maximum number of 100 items.

Required: No

### **MaxEntries**

The maximum number of entries for the prefix list.

Type: Integer

Required: Yes

### **PrefixListName**

A name for the prefix list.

Constraints: Up to 255 characters in length. The name cannot start with `com.amazonaws.`

Type: String

Required: Yes

### **TagSpecification.N**

The tags to apply to the prefix list during creation.

Type: Array of [TagSpecification](#) objects

Required: No

## **Response Elements**

The following elements are returned by the service.

### **prefixList**

Information about the prefix list.

Type: [ManagedPrefixList](#) object

### **requestId**

The ID of the request.

Type: String

## Errors

For information about the errors that are common to all actions, see [Common client error codes](#).

## Examples

### Example

This example creates a managed prefix list with a maximum of 10 entries, and adds 2 entries. The prefix list support IPv4 CIDR blocks.

### Sample Request

```
https://ec2.amazonaws.com/?Action=CreateManagedPrefixList
&PrefixListName=tgw-attachments
&Entry.1.Cidr=10.0.0.0/16
&Entry.1.Description=vpc-a
&Entry.2.Cidr=10.2.0.0/16
&Entry.2.Description=vpc-b
&MaxEntries=10
&AddressFamily=IPv4
&AUTHPARAMS
```

### Sample Response

```
<CreateManagedPrefixListResponse xmlns="http://ec2.amazonaws.com/doc/2016-11-15/">
  <requestId>2989de6e-5305-49c7-809a-example</requestId>
  <prefixList>
    <addressFamily>IPv4</addressFamily>
    <maxEntries>10</maxEntries>
    <ownerId>123456789012</ownerId>
    <prefixListArn>arn:aws:ec2:us-east-1:123456789012:prefix-list/
pl-0123123123123abcd</prefixListArn>
    <prefixListId>pl-0123123123123abcd</prefixListId>
    <prefixListName>tgw-attachments</prefixListName>
    <state>create-in-progress</state>
    <tagSet/>
    <version>1</version>
  </prefixList>
```

```
</CreateManagedPrefixListResponse>
```

## See Also

For more information about using this API in one of the language-specific AWS SDKs, see the following:

- [AWS Command Line Interface](#)
- [AWS SDK for .NET](#)
- [AWS SDK for C++](#)
- [AWS SDK for Go v2](#)
- [AWS SDK for Java V2](#)
- [AWS SDK for JavaScript V3](#)
- [AWS SDK for PHP V3](#)
- [AWS SDK for Python](#)
- [AWS SDK for Ruby V3](#)

# CreateNatGateway

Creates a NAT gateway in the specified subnet. This action creates a network interface in the specified subnet with a private IP address from the IP address range of the subnet. You can create either a public NAT gateway or a private NAT gateway.

With a public NAT gateway, internet-bound traffic from a private subnet can be routed to the NAT gateway, so that instances in a private subnet can connect to the internet.

With a private NAT gateway, private communication is routed across VPCs and on-premises networks through a transit gateway or virtual private gateway. Common use cases include running large workloads behind a small pool of allowlisted IPv4 addresses, preserving private IPv4 addresses, and communicating between overlapping networks.

For more information, see [NAT gateways](#) in the *Amazon VPC User Guide*.

## Important

When you create a public NAT gateway and assign it an EIP or secondary EIPs, the network border group of the EIPs must match the network border group of the Availability Zone (AZ) that the public NAT gateway is in. If it's not the same, the NAT gateway will fail to launch. You can see the network border group for the subnet's AZ by viewing the details of the subnet. Similarly, you can view the network border group of an EIP by viewing the details of the EIP address. For more information about network border groups and EIPs, see [Allocate an Elastic IP address](#) in the *Amazon VPC User Guide*.

## Request Parameters

The following parameters are for this specific action. For more information about required and optional parameters that are common to all actions, see [Common Query Parameters](#).

### AllocationId

[Public NAT gateways only] The allocation ID of an Elastic IP address to associate with the NAT gateway. You cannot specify an Elastic IP address with a private NAT gateway. If the Elastic IP address is associated with another resource, you must first disassociate it.

Type: String

Required: No

### **ClientToken**

Unique, case-sensitive identifier that you provide to ensure the idempotency of the request. For more information, see [Ensuring idempotency](#).

Constraint: Maximum 64 ASCII characters.

Type: String

Required: No

### **ConnectivityType**

Indicates whether the NAT gateway supports public or private connectivity. The default is public connectivity.

Type: String

Valid Values: `private` | `public`

Required: No

### **DryRun**

Checks whether you have the required permissions for the action, without actually making the request, and provides an error response. If you have the required permissions, the error response is `DryRunOperation`. Otherwise, it is `UnauthorizedOperation`.

Type: Boolean

Required: No

### **PrivateIpAddress**

The private IPv4 address to assign to the NAT gateway. If you don't provide an address, a private IPv4 address will be automatically assigned.

Type: String

Required: No

### **SecondaryAllocationId.N**

Secondary EIP allocation IDs. For more information, see [Create a NAT gateway](#) in the *Amazon VPC User Guide*.



Type: Array of strings

Required: No

### **SecondaryPrivateIpAddress.N**

Secondary private IPv4 addresses. For more information about secondary addresses, see [Create a NAT gateway](#) in the *Amazon VPC User Guide*.

Type: Array of strings

Required: No

### **SecondaryPrivateIpAddressCount**

[Private NAT gateway only] The number of secondary private IPv4 addresses you want to assign to the NAT gateway. For more information about secondary addresses, see [Create a NAT gateway](#) in the *Amazon VPC User Guide*.

Type: Integer

Valid Range: Minimum value of 1. Maximum value of 31.

Required: No

### **SubnetId**

The ID of the subnet in which to create the NAT gateway.

Type: String

Required: Yes

### **TagSpecification.N**

The tags to assign to the NAT gateway.

Type: Array of [TagSpecification](#) objects

Required: No

## **Response Elements**

The following elements are returned by the service.

## clientToken

Unique, case-sensitive identifier to ensure the idempotency of the request. Only returned if a client token was provided in the request.

Type: String

## natGateway

Information about the NAT gateway.

Type: [NatGateway](#) object

## requestId

The ID of the request.

Type: String

## Errors

For information about the errors that are common to all actions, see [Common client error codes](#).

## Examples

### Example 1

This example creates a public NAT gateway in the specified subnet and associates the Elastic IP address with the specified allocation ID to the NAT gateway.

### Sample Request

```
https://ec2.amazonaws.com/?Action=CreateNatGateway
&SubnetId=subnet-1234567890abcdef0
&AllocationId=eipalloc-0abcdef1234567890
&AUTHPARAMS
```

### Sample Response

```
<CreateNatGatewayResponse xmlns="http://ec2.amazonaws.com/doc/2016-11-15/">
  <requestId>1b74dc5c-bcda-403f-867d-example</requestId>
  <natGateway>
```

```

<subnetId>subnet-1234567890abcdef0</subnetId>
<natGatewayAddressSet>
  <item>
    <allocationId>eipalloc-0abcdef1234567890</allocationId>
    <networkInterfaceId>eni-0123abc456def7890</networkInterfaceId>
    <privateIp>10.0.0.191</privateIp>
    <publicIp>203.0.113.5</publicIp>
  </item>
</natGatewayAddressSet>
<createTime>2019-11-25T14:00:55.416Z</createTime>
<vpcId>vpc-0598c7d356eba48d7</vpcId>
<natGatewayId>nat-04e77a5e9c34432f9</natGatewayId>
<connectivityType>public</connectivityType>
<state>pending</state>
</natGateway>
</CreateNatGatewayResponse>

```

## Example 2

This example creates a private NAT gateway in the specified subnet.

### Sample Request

```

https://ec2.amazonaws.com/?Action=CreateNatGateway
&SubnetId=subnet-1234567890abcdef0
&ConnectivityType=private
&AUTHPARAMS

```

### Sample Response

```

<CreateNatGatewayResponse xmlns="http://ec2.amazonaws.com/doc/2016-11-15/">
  <requestId>1b74dc5c-bcda-403f-867d-example</requestId>
  <natGateway>
    <subnetId>subnet-1234567890abcdef0</subnetId>
    <natGatewayAddressSet>
      <item>
        <networkInterfaceId>eni-1a2b3c4d5e6f78901</networkInterfaceId>
        <privateIp>10.0.1.26</privateIp>
      </item>
    </natGatewayAddressSet>
    <createTime>2021-06-05T14:00:55.416Z</createTime>
    <vpcId>vpc-0598c7d356eba48d7</vpcId>
    <natGatewayId>nat-04e77a5e9c34432f9</natGatewayId>
  </natGateway>
</CreateNatGatewayResponse>

```

```
<connectivityType>private</connectivityType>
  <state>pending</state>
</natGateway>
</CreateNatGatewayResponse>
```

## See Also

For more information about using this API in one of the language-specific AWS SDKs, see the following:

- [AWS Command Line Interface](#)
- [AWS SDK for .NET](#)
- [AWS SDK for C++](#)
- [AWS SDK for Go v2](#)
- [AWS SDK for Java V2](#)
- [AWS SDK for JavaScript V3](#)
- [AWS SDK for PHP V3](#)
- [AWS SDK for Python](#)
- [AWS SDK for Ruby V3](#)

# CreateNetworkAcl

Creates a network ACL in a VPC. Network ACLs provide an optional layer of security (in addition to security groups) for the instances in your VPC.

For more information, see [Network ACLs](#) in the *Amazon VPC User Guide*.

## Request Parameters

The following parameters are for this specific action. For more information about required and optional parameters that are common to all actions, see [Common Query Parameters](#).

### ClientToken

Unique, case-sensitive identifier that you provide to ensure the idempotency of the request. For more information, see [Ensuring idempotency](#).

Type: String

Required: No

### DryRun

Checks whether you have the required permissions for the action, without actually making the request, and provides an error response. If you have the required permissions, the error response is `DryRunOperation`. Otherwise, it is `UnauthorizedOperation`.

Type: Boolean

Required: No

### TagSpecification.N

The tags to assign to the network ACL.

Type: Array of [TagSpecification](#) objects

Required: No

### VpcId

The ID of the VPC.

Type: String

Required: Yes

## Response Elements

The following elements are returned by the service.

### **clientToken**

Unique, case-sensitive identifier to ensure the idempotency of the request. Only returned if a client token was provided in the request.

Type: String

### **networkAcl**

Information about the network ACL.

Type: [NetworkAcl](#) object

### **requestId**

The ID of the request.

Type: String

## Errors

For information about the errors that are common to all actions, see [Common client error codes](#).

## Examples

### **Example**

This example creates a network ACL in the specified IPv6-enabled VPC. The response includes default IPv4 and IPv6 entries for egress and ingress traffic, each with a high rule number. These are the last entries we process to decide whether traffic is allowed in or out of an associated subnet. If the traffic doesn't match any rules with a lower rule number, then these default entries ultimately deny the traffic.

## Sample Request

```
https://ec2.amazonaws.com/?Action=CreateNetworkAcl
&VpcId=vpc-11ad4878
&AUTHPARAMS
```

## Sample Response

```
<CreateNetworkAclResponse xmlns="http://ec2.amazonaws.com/doc/2016-11-15/">
  <requestId>59dbff89-35bd-4eac-99ed-be587EXAMPLE</requestId>
  <networkAcl>
    <networkAclId>acl-5fb85d36</networkAclId>
    <vpcId>vpc-11ad4878</vpcId>
    <default>>false</default>
    <entrySet>
      <item>
        <ruleNumber>32767</ruleNumber>
        <protocol>all</protocol>
        <ruleAction>deny</ruleAction>
        <egress>>true</egress>
        <cidrBlock>0.0.0.0/0</cidrBlock>
      </item>
      <item>
        <ruleNumber>32767</ruleNumber>
        <protocol>all</protocol>
        <ruleAction>deny</ruleAction>
        <egress>>false</egress>
        <cidrBlock>0.0.0.0/0</cidrBlock>
      </item>
      <item>
        <ruleNumber>32768</ruleNumber>
        <protocol>all</protocol>
        <ruleAction>deny</ruleAction>
        <egress>>true</egress>
        <ipv6CidrBlock>::/0</ipv6CidrBlock>
      </item>
      <item>
        <ruleNumber>32768</ruleNumber>
        <protocol>all</protocol>
        <ruleAction>deny</ruleAction>
        <egress>>false</egress>
        <ipv6CidrBlock>::/0</ipv6CidrBlock>
      </item>
    </entrySet>
  </networkAcl>
</CreateNetworkAclResponse>
```

```
</entrySet>
  <associationSet/>
  <tagSet/>
</networkAcl>
</CreateNetworkAclResponse>
```

## See Also

For more information about using this API in one of the language-specific AWS SDKs, see the following:

- [AWS Command Line Interface](#)
- [AWS SDK for .NET](#)
- [AWS SDK for C++](#)
- [AWS SDK for Go v2](#)
- [AWS SDK for Java V2](#)
- [AWS SDK for JavaScript V3](#)
- [AWS SDK for PHP V3](#)
- [AWS SDK for Python](#)
- [AWS SDK for Ruby V3](#)



## CreateNetworkAclEntry

Creates an entry (a rule) in a network ACL with the specified rule number. Each network ACL has a set of numbered ingress rules and a separate set of numbered egress rules. When determining whether a packet should be allowed in or out of a subnet associated with the ACL, we process the entries in the ACL according to the rule numbers, in ascending order. Each network ACL has a set of ingress rules and a separate set of egress rules.

We recommend that you leave room between the rule numbers (for example, 100, 110, 120, ...), and not number them one right after the other (for example, 101, 102, 103, ...). This makes it easier to add a rule between existing ones without having to renumber the rules.

After you add an entry, you can't modify it; you must either replace it, or create an entry and delete the old one.

For more information about network ACLs, see [Network ACLs](#) in the *Amazon VPC User Guide*.

### Request Parameters

The following parameters are for this specific action. For more information about required and optional parameters that are common to all actions, see [Common Query Parameters](#).

#### CidrBlock

The IPv4 network range to allow or deny, in CIDR notation (for example `172.16.0.0/24`). We modify the specified CIDR block to its canonical form; for example, if you specify `100.68.0.18/18`, we modify it to `100.68.0.0/18`.

Type: String

Required: No

#### DryRun

Checks whether you have the required permissions for the action, without actually making the request, and provides an error response. If you have the required permissions, the error response is `DryRunOperation`. Otherwise, it is `UnauthorizedOperation`.

Type: Boolean

Required: No

## Egress

Indicates whether this is an egress rule (rule is applied to traffic leaving the subnet).

Type: Boolean

Required: Yes

## Icmp

ICMP protocol: The ICMP or ICMPv6 type and code. Required if specifying protocol 1 (ICMP) or protocol 58 (ICMPv6) with an IPv6 CIDR block.

Type: [IcmpTypeCode](#) object

Required: No

## Ipv6CidrBlock

The IPv6 network range to allow or deny, in CIDR notation (for example `2001:db8:1234:1a00::/64`).

Type: String

Required: No

## NetworkAclId

The ID of the network ACL.

Type: String

Required: Yes

## PortRange

TCP or UDP protocols: The range of ports the rule applies to. Required if specifying protocol 6 (TCP) or 17 (UDP).

Type: [PortRange](#) object

Required: No

## Protocol

The protocol number. A value of "-1" means all protocols. If you specify "-1" or a protocol number other than "6" (TCP), "17" (UDP), or "1" (ICMP), traffic on all ports is allowed, regardless

of any ports or ICMP types or codes that you specify. If you specify protocol "58" (ICMPv6) and specify an IPv4 CIDR block, traffic for all ICMP types and codes allowed, regardless of any that you specify. If you specify protocol "58" (ICMPv6) and specify an IPv6 CIDR block, you must specify an ICMP type and code.

Type: String

Required: Yes

### **RuleAction**

Indicates whether to allow or deny the traffic that matches the rule.

Type: String

Valid Values: allow | deny

Required: Yes

### **RuleNumber**

The rule number for the entry (for example, 100). ACL entries are processed in ascending order by rule number.

Constraints: Positive integer from 1 to 32766. The range 32767 to 65535 is reserved for internal use.

Type: Integer

Required: Yes

## **Response Elements**

The following elements are returned by the service.

### **requestId**

The ID of the request.

Type: String

### **return**

Is `true` if the request succeeds, and an error otherwise.

Type: Boolean

## Errors

For information about the errors that are common to all actions, see [Common client error codes](#).

## Examples

### Example 1

This example creates an entry with rule number 110 in the specified network ACL. The rule allows ingress traffic from any IPv4 address (0.0.0.0/0) on UDP port 53.

#### Sample Request

```
https://ec2.amazonaws.com/?Action=CreateNetworkAclEntry
&NetworkAclId=acl-2cb85d45
&RuleNumber=110
&Protocol="17"
&RuleAction=allow
&Egress=false
&CidrBlock=0.0.0.0/0
&PortRange.From=53
&PortRange.To=53
&AUTHPARAMS
```

#### Sample Response

```
<CreateNetworkAclEntryResponse xmlns="http://ec2.amazonaws.com/doc/2016-11-15/">
  <requestId>59dbff89-35bd-4eac-99ed-be587EXAMPLE</requestId>
  <return>true</return>
</CreateNetworkAclEntryResponse>
```

### Example 2

This example creates an entry with rule number 120 in the specified network ACL. The rule allows ingress traffic from any IPv6 address (::/0) on TCP port 80.

#### Sample Request

```
https://ec2.amazonaws.com/?Action=CreateNetworkAclEntry
```

```
&NetworkAclId=acl-2cb85d45
&RuleNumber=120
&Protocol="6"
&RuleAction=allow
&Egress=false
&Ipv6CidrBlock=::/0
&PortRange.From=80
&PortRange.To=80
&AUTHPARAMS
```

## See Also

For more information about using this API in one of the language-specific AWS SDKs, see the following:

- [AWS Command Line Interface](#)
- [AWS SDK for .NET](#)
- [AWS SDK for C++](#)
- [AWS SDK for Go v2](#)
- [AWS SDK for Java V2](#)
- [AWS SDK for JavaScript V3](#)
- [AWS SDK for PHP V3](#)
- [AWS SDK for Python](#)
- [AWS SDK for Ruby V3](#)

# CreateNetworkInsightsAccessScope

Creates a Network Access Scope.

AWS Network Access Analyzer enables cloud networking and cloud operations teams to verify that their networks on AWS conform to their network security and governance objectives. For more information, see the [AWS Network Access Analyzer Guide](#).

## Request Parameters

The following parameters are for this specific action. For more information about required and optional parameters that are common to all actions, see [Common Query Parameters](#).

### ClientToken

Unique, case-sensitive identifier that you provide to ensure the idempotency of the request. For more information, see [How to ensure idempotency](#).

Type: String

Required: Yes

### DryRun

Checks whether you have the required permissions for the action, without actually making the request, and provides an error response. If you have the required permissions, the error response is `DryRunOperation`. Otherwise, it is `UnauthorizedOperation`.

Type: Boolean

Required: No

### ExcludePath.N

The paths to exclude.

Type: Array of [AccessScopePathRequest](#) objects

Required: No

### MatchPath.N

The paths to match.

Type: Array of [AccessScopePathRequest](#) objects

Required: No

### **TagSpecification.N**

The tags to apply.

Type: Array of [TagSpecification](#) objects

Required: No

## **Response Elements**

The following elements are returned by the service.

### **networkInsightsAccessScope**

The Network Access Scope.

Type: [NetworkInsightsAccessScope](#) object

### **networkInsightsAccessScopeContent**

The Network Access Scope content.

Type: [NetworkInsightsAccessScopeContent](#) object

### **requestId**

The ID of the request.

Type: String

## **Errors**

For information about the errors that are common to all actions, see [Common client error codes](#).

## **See Also**

For more information about using this API in one of the language-specific AWS SDKs, see the following:

- [AWS Command Line Interface](#)
- [AWS SDK for .NET](#)
- [AWS SDK for C++](#)
- [AWS SDK for Go v2](#)
- [AWS SDK for Java V2](#)
- [AWS SDK for JavaScript V3](#)
- [AWS SDK for PHP V3](#)
- [AWS SDK for Python](#)
- [AWS SDK for Ruby V3](#)



# CreateNetworkInsightsPath

Creates a path to analyze for reachability.

Reachability Analyzer enables you to analyze and debug network reachability between two resources in your virtual private cloud (VPC). For more information, see the [Reachability Analyzer Guide](#).

## Request Parameters

The following parameters are for this specific action. For more information about required and optional parameters that are common to all actions, see [Common Query Parameters](#).

### ClientToken

Unique, case-sensitive identifier that you provide to ensure the idempotency of the request. For more information, see [How to ensure idempotency](#).

Type: String

Required: Yes

### Destination

The ID or ARN of the destination. If the resource is in another account, you must specify an ARN.

Type: String

Required: No

### DestinationIp

The IP address of the destination.

Type: String

Length Constraints: Minimum length of 0. Maximum length of 15.

Pattern: `^([\d-]{1,3}\.){3}[\d-]{1,3}$`

Required: No

### DestinationPort

The destination port.

Type: Integer

Valid Range: Minimum value of 0. Maximum value of 65535.

Required: No

### DryRun

Checks whether you have the required permissions for the action, without actually making the request, and provides an error response. If you have the required permissions, the error response is `DryRunOperation`. Otherwise, it is `UnauthorizedOperation`.

Type: Boolean

Required: No

### FilterAtDestination

Scopes the analysis to network paths that match specific filters at the destination. If you specify this parameter, you can't specify the parameter for the destination IP address.

Type: [PathRequestFilter](#) object

Required: No

### FilterAtSource

Scopes the analysis to network paths that match specific filters at the source. If you specify this parameter, you can't specify the parameters for the source IP address or the destination port.

Type: [PathRequestFilter](#) object

Required: No

### Protocol

The protocol.

Type: String

Valid Values: tcp | udp

Required: Yes

### Source

The ID or ARN of the source. If the resource is in another account, you must specify an ARN.

Type: String

Required: Yes

### SourceIp

The IP address of the source.

Type: String

Length Constraints: Minimum length of 0. Maximum length of 15.

Pattern: `^([\d-]{1,3}\.){3}[\d-]{1,3}$`

Required: No

### TagSpecification.N

The tags to add to the path.

Type: Array of [TagSpecification](#) objects

Required: No

## Response Elements

The following elements are returned by the service.

### networkInsightsPath

Information about the path.

Type: [NetworkInsightsPath](#) object

### requestId

The ID of the request.

Type: String

## Errors

For information about the errors that are common to all actions, see [Common client error codes](#).

## See Also

For more information about using this API in one of the language-specific AWS SDKs, see the following:

- [AWS Command Line Interface](#)
- [AWS SDK for .NET](#)
- [AWS SDK for C++](#)
- [AWS SDK for Go v2](#)
- [AWS SDK for Java V2](#)
- [AWS SDK for JavaScript V3](#)
- [AWS SDK for PHP V3](#)
- [AWS SDK for Python](#)
- [AWS SDK for Ruby V3](#)

# CreateNetworkInterface

Creates a network interface in the specified subnet.

The number of IP addresses you can assign to a network interface varies by instance type.

For more information about network interfaces, see [Elastic network interfaces](#) in the *Amazon EC2 User Guide*.

## Request Parameters

The following parameters are for this specific action. For more information about required and optional parameters that are common to all actions, see [Common Query Parameters](#).

### ClientToken

Unique, case-sensitive identifier that you provide to ensure the idempotency of the request. For more information, see [Ensuring idempotency](#).

Type: String

Required: No

### ConnectionTrackingSpecification

A connection tracking specification for the network interface.

Type: [ConnectionTrackingSpecificationRequest](#) object

Required: No

### Description

A description for the network interface.

Type: String

Required: No

### DryRun

Checks whether you have the required permissions for the action, without actually making the request, and provides an error response. If you have the required permissions, the error response is `DryRunOperation`. Otherwise, it is `UnauthorizedOperation`.

Type: Boolean

Required: No

### **EnablePrimaryIpv6**

If you're creating a network interface in a dual-stack or IPv6-only subnet, you have the option to assign a primary IPv6 IP address. A primary IPv6 address is an IPv6 GUA address associated with an ENI that you have enabled to use a primary IPv6 address. Use this option if the instance that this ENI will be attached to relies on its IPv6 address not changing. AWS will automatically assign an IPv6 address associated with the ENI attached to your instance to be the primary IPv6 address. Once you enable an IPv6 GUA address to be a primary IPv6, you cannot disable it. When you enable an IPv6 GUA address to be a primary IPv6, the first IPv6 GUA will be made the primary IPv6 address until the instance is terminated or the network interface is detached. If you have multiple IPv6 addresses associated with an ENI attached to your instance and you enable a primary IPv6 address, the first IPv6 GUA address associated with the ENI becomes the primary IPv6 address.

Type: Boolean

Required: No

### **InterfaceType**

The type of network interface. The default is `interface`.

Type: String

Valid Values: `interface` | `efa` | `trunk`

Required: No

### **Ipv4Prefix.N**

The IPv4 prefixes assigned to the network interface.

You can't specify IPv4 prefixes if you've specified one of the following: a count of IPv4 prefixes, specific private IPv4 addresses, or a count of private IPv4 addresses.

Type: Array of [Ipv4PrefixSpecificationRequest](#) objects

Required: No

## **Ipv4PrefixCount**

The number of IPv4 prefixes that AWS automatically assigns to the network interface.

You can't specify a count of IPv4 prefixes if you've specified one of the following: specific IPv4 prefixes, specific private IPv4 addresses, or a count of private IPv4 addresses.

Type: Integer

Required: No

## **Ipv6AddressCount**

The number of IPv6 addresses to assign to a network interface. Amazon EC2 automatically selects the IPv6 addresses from the subnet range.

You can't specify a count of IPv6 addresses using this parameter if you've specified one of the following: specific IPv6 addresses, specific IPv6 prefixes, or a count of IPv6 prefixes.

If your subnet has the `AssignIpv6AddressOnCreation` attribute set, you can override that setting by specifying 0 as the IPv6 address count.

Type: Integer

Required: No

## **Ipv6Addresses.N**

The IPv6 addresses from the IPv6 CIDR block range of your subnet.

You can't specify IPv6 addresses using this parameter if you've specified one of the following: a count of IPv6 addresses, specific IPv6 prefixes, or a count of IPv6 prefixes.

Type: Array of [InstanceIpv6Address](#) objects

Required: No

## **Ipv6Prefix.N**

The IPv6 prefixes assigned to the network interface.

You can't specify IPv6 prefixes if you've specified one of the following: a count of IPv6 prefixes, specific IPv6 addresses, or a count of IPv6 addresses.

Type: Array of [Ipv6PrefixSpecificationRequest](#) objects

Required: No

### **Ipv6PrefixCount**

The number of IPv6 prefixes that AWS automatically assigns to the network interface.

You can't specify a count of IPv6 prefixes if you've specified one of the following: specific IPv6 prefixes, specific IPv6 addresses, or a count of IPv6 addresses.

Type: Integer

Required: No

### **PrivateIpAddress**

The primary private IPv4 address of the network interface. If you don't specify an IPv4 address, Amazon EC2 selects one for you from the subnet's IPv4 CIDR range. If you specify an IP address, you cannot indicate any IP addresses specified in `privateIpAddresses` as primary (only one IP address can be designated as primary).

Type: String

Required: No

### **PrivateIpAddresses.N**

The private IPv4 addresses.

You can't specify private IPv4 addresses if you've specified one of the following: a count of private IPv4 addresses, specific IPv4 prefixes, or a count of IPv4 prefixes.

Type: Array of [PrivateIpAddressSpecification](#) objects

Required: No

### **SecondaryPrivateIpAddressCount**

The number of secondary private IPv4 addresses to assign to a network interface. When you specify a number of secondary IPv4 addresses, Amazon EC2 selects these IP addresses within the subnet's IPv4 CIDR range. You can't specify this option and specify more than one private IP address using `privateIpAddresses`.

You can't specify a count of private IPv4 addresses if you've specified one of the following: specific private IPv4 addresses, specific IPv4 prefixes, or a count of IPv4 prefixes.

Type: Integer



Required: No

### **SecurityGroupId.N**

The IDs of one or more security groups.

Type: Array of strings

Required: No

### **SubnetId**

The ID of the subnet to associate with the network interface.

Type: String

Required: Yes

### **TagSpecification.N**

The tags to apply to the new network interface.

Type: Array of [TagSpecification](#) objects

Required: No

## **Response Elements**

The following elements are returned by the service.

### **clientToken**

The token to use to retrieve the next page of results. This value is `null` when there are no more results to return.

Type: String

### **networkInterface**

Information about the network interface.

Type: [NetworkInterface](#) object

### **requestId**

The ID of the request.

Type: String

## Errors

For information about the errors that are common to all actions, see [Common client error codes](#).

## Examples

### Example 1

This example creates a network interface in the specified subnet with a primary IPv4 address that is automatically selected by Amazon EC2.

### Sample Request

```
https://ec2.amazonaws.com/?Action=CreateNetworkInterface
&SubnetId=subnet-b2a249da
&AUTHPARAMS
```

### Sample Response

```
<CreateNetworkInterfaceResponse xmlns="http://ec2.amazonaws.com/doc/2016-11-15/">
  <requestId>8dbe591e-5a22-48cb-b948-example</requestId>
  <networkInterface>
    <networkInterfaceId>eni-cfca76a6</networkInterfaceId>
    <subnetId>subnet-b2a249da</subnetId>
    <vpcId>vpc-c31dafaa</vpcId>
    <availabilityZone>ap-southeast-1b</availabilityZone>
    <description/>
    <ownerId>251839141158</ownerId>
    <requesterManaged>>false</requesterManaged>
    <status>available</status>
    <macAddress>02:74:b0:72:79:61</macAddress>
    <privateIpAddress>10.0.2.157</privateIpAddress>
    <privateDnsName>ip-10-0-2-157.ap-southeast-1.compute.internal</privateDnsName>
    <sourceDestCheck>>true</sourceDestCheck>
    <groupSet>
      <item>
        <groupId>sg-1a2b3c4d</groupId>
        <groupName>default</groupName>
      </item>
    </groupSet>
  </networkInterface>
</CreateNetworkInterfaceResponse>
```

```

    <tagSet/>
    <privateIpAddressesSet>
      <item>
        <privateIpAddress>10.0.2.157</privateIpAddress>
        <privateDnsName>ip-10-0-2-157.ap-southeast-1.compute.internal</
privateDnsName>
        <primary>true</primary>
      </item>
    </privateIpAddressesSet>
    <ipv6AddressesSet/>
  </networkInterface>
</CreateNetworkInterfaceResponse>

```

## Example 2

This example creates a network interface in the specified subnet with a primary IPv4 address of 10.0.2.140 and four secondary private IPv4 addresses that are automatically selected by Amazon EC2.

## Sample Request

```

https://ec2.amazonaws.com/?Action=CreateNetworkInterface
&PrivateIpAddresses.1.Primary=true
&PrivateIpAddresses.1.PrivateIpAddress=10.0.2.140
&SecondaryPrivateIpAddressCount=4
&SubnetId=subnet-a61dafcf
&AUTHPARAMS

```

## Sample Response

```

<CreateNetworkInterfaceResponse xmlns="http://ec2.amazonaws.com/doc/2016-11-15/">
  <requestId>bd78c839-0895-4fac-a17f-example</requestId>
  <networkInterface>
    <networkInterfaceId>eni-1bcb7772</networkInterfaceId>
    <subnetId>subnet-a61dafcf</subnetId>
    <vpcId>vpc-c31dafaa</vpcId>
    <availabilityZone>ap-southeast-1b</availabilityZone>
    <description/>
    <ownerId>251839141158</ownerId>
    <requesterManaged>false</requesterManaged>
    <status>pending</status>
    <macAddress>02:74:b0:70:7f:1a</macAddress>
  </networkInterface>
</CreateNetworkInterfaceResponse>

```

```
<privateIpAddress>10.0.2.140</privateIpAddress>
<sourceDestCheck>true</sourceDestCheck>
<groupSet>
  <item>
    <groupId>sg-1a2b3c4d</groupId>
    <groupName>default</groupName>
  </item>
</groupSet>
<tagSet/>
<privateIpAddressesSet>
  <item>
    <privateIpAddress>10.0.2.140</privateIpAddress>
    <primary>true</primary>
  </item>
  <item>
    <privateIpAddress>10.0.2.172</privateIpAddress>
    <primary>>false</primary>
  </item>
  <item>
    <privateIpAddress>10.0.2.169</privateIpAddress>
    <primary>>false</primary>
  </item>
  <item>
    <privateIpAddress>10.0.2.170</privateIpAddress>
    <primary>>false</primary>
  </item>
  <item>
    <privateIpAddress>10.0.2.171</privateIpAddress>
    <primary>>false</primary>
  </item>
</privateIpAddressesSet>
<ipv6AddressesSet/>
</networkInterface>
</CreateNetworkInterfaceResponse>
```

### Example 3

This example creates a network interface with a primary private IPv4 address of 10.0.2.130 and two secondary IPv4 addresses of 10.0.2.132 and 10.0.2.133.

### Sample Request

```
https://ec2.amazonaws.com/?Action=CreateNetworkInterface
```

```
&PrivateIpAddresses.1.Primary=true
&PrivateIpAddresses.1.PrivateIpAddress=10.0.2.130
&PrivateIpAddresses.2.Primary=false
&PrivateIpAddresses.2.PrivateIpAddress=10.0.2.132
&PrivateIpAddresses.3.Primary=false
&PrivateIpAddresses.3.PrivateIpAddress=10.0.2.133
&SubnetId=subnet-a61dafcf
&AUTHPARAMS
```

## Example 4

This example creates a network interface with a primary private IPv4 address of 10.0.2.130 and two IPv6 addresses that are selected by Amazon EC2.

## Sample Request

```
https://ec2.amazonaws.com/?Action=CreateNetworkInterface
&PrivateIpAddresses.1.Primary=true
&PrivateIpAddresses.1.PrivateIpAddress=10.0.2.130
&Ipv6AddressCount=2
&SubnetId=subnet-a61dafcf
&AUTHPARAMS
```

## Sample Response

```
<CreateNetworkInterfaceResponse xmlns="http://ec2.amazonaws.com/doc/2016-11-15/">
  <requestId>a9565f4c-f928-4113-859b-example</requestId>
  <networkInterface>
    <networkInterfaceId>eni-41c47828</networkInterfaceId>
    <subnetId>subnet-a61dafcf</subnetId>
    <vpcId>vpc-c31dafaa</vpcId>
    <availabilityZone>ap-southeast-1b</availabilityZone>
    <description/>
    <ownerId>251839141158</ownerId>
    <requesterManaged>>false</requesterManaged>
    <status>pending</status>
    <macAddress>02:74:b0:78:bf:ab</macAddress>
    <privateIpAddress>10.0.2.130</privateIpAddress>
    <sourceDestCheck>>true</sourceDestCheck>
    <groupSet>
      <item>
        <groupId>sg-188d9f74</groupId>
```

```
        <groupName>default</groupName>
      </item>
    </groupSet>
  <tagSet/>
  <privateIpAddressesSet>
    <item>
      <privateIpAddress>10.0.2.130</privateIpAddress>
      <primary>true</primary>
    </item>
  </privateIpAddressesSet>
  <ipv6AddressesSet>
    <item>
      <ipv6Address>2001:db8:1234:1a00::123</ipv6Address>
    </item>
    <item>
      <ipv6Address>2001:db8:1234:1a00::456</ipv6Address>
    </item>
  </ipv6AddressesSet>
</networkInterface>
</CreateNetworkInterfaceResponse>
```

## See Also

For more information about using this API in one of the language-specific AWS SDKs, see the following:

- [AWS Command Line Interface](#)
- [AWS SDK for .NET](#)
- [AWS SDK for C++](#)
- [AWS SDK for Go v2](#)
- [AWS SDK for Java V2](#)
- [AWS SDK for JavaScript V3](#)
- [AWS SDK for PHP V3](#)
- [AWS SDK for Python](#)
- [AWS SDK for Ruby V3](#)

# CreateNetworkInterfacePermission

Grants an AWS-authorized account permission to attach the specified network interface to an instance in their account.

You can grant permission to a single AWS account only, and only one account at a time.

## Request Parameters

The following parameters are for this specific action. For more information about required and optional parameters that are common to all actions, see [Common Query Parameters](#).

### AwsAccountId

The AWS account ID.

Type: String

Required: No

### AwsService

The AWS service. Currently not supported.

Type: String

Required: No

### DryRun

Checks whether you have the required permissions for the action, without actually making the request, and provides an error response. If you have the required permissions, the error response is `DryRunOperation`. Otherwise, it is `UnauthorizedOperation`.

Type: Boolean

Required: No

### NetworkInterfaceId

The ID of the network interface.

Type: String

Required: Yes

## Permission

The type of permission to grant.

Type: String

Valid Values: INSTANCE-ATTACH | EIP-ASSOCIATE

Required: Yes

## Response Elements

The following elements are returned by the service.

### interfacePermission

Information about the permission for the network interface.

Type: [NetworkInterfacePermission](#) object

### requestId

The ID of the request.

Type: String

## Errors

For information about the errors that are common to all actions, see [Common client error codes](#).

## Examples

### Example 1

This example grants permission to account 123456789012 to attach network interface `eni-1a2b3c4d` to an instance.

### Sample Request

```
https://ec2.amazonaws.com/?Action=CreateNetworkInterfacePermission
```



```
&NetworkInterfaceId=eni-1a2b3c4d
&AwsAccountId=123456789012
&Permission=INSTANCE-ATTACH
&AUTHPARAMS
```

## Sample Response

```
<CreateNetworkInterfacePermissionResponse xmlns="http://ec2.amazonaws.com/
doc/2016-11-15/">
  <requestId>e9633d41-093e-4944-981b-ca7example</requestId>
  <interfacePermission>
    <awsAccountId>123456789012</awsAccountId>
    <networkInterfaceId>eni-1a2b3c4d</networkInterfaceId>
    <networkInterfacePermissionId>eni-perm-06fd19020ede149ea</
networkInterfacePermissionId>
    <permission>INSTANCE-ATTACH</permission>
    <permissionState>
      <state>GRANTED</state>
    </permissionState>
  </interfacePermission>
</CreateNetworkInterfacePermissionResponse>
```

## See Also

For more information about using this API in one of the language-specific AWS SDKs, see the following:

- [AWS Command Line Interface](#)
- [AWS SDK for .NET](#)
- [AWS SDK for C++](#)
- [AWS SDK for Go v2](#)
- [AWS SDK for Java V2](#)
- [AWS SDK for JavaScript V3](#)
- [AWS SDK for PHP V3](#)
- [AWS SDK for Python](#)
- [AWS SDK for Ruby V3](#)

# CreatePlacementGroup

Creates a placement group in which to launch instances. The strategy of the placement group determines how the instances are organized within the group.

A `cluster` placement group is a logical grouping of instances within a single Availability Zone that benefit from low network latency, high network throughput. A `spread` placement group places instances on distinct hardware. A `partition` placement group places groups of instances in different partitions, where instances in one partition do not share the same hardware with instances in another partition.

For more information, see [Placement groups](#) in the *Amazon EC2 User Guide*.

## Request Parameters

The following parameters are for this specific action. For more information about required and optional parameters that are common to all actions, see [Common Query Parameters](#).

### DryRun

Checks whether you have the required permissions for the action, without actually making the request, and provides an error response. If you have the required permissions, the error response is `DryRunOperation`. Otherwise, it is `UnauthorizedOperation`.

Type: Boolean

Required: No

### GroupName

A name for the placement group. Must be unique within the scope of your account for the Region.

Constraints: Up to 255 ASCII characters

Type: String

Required: No

### PartitionCount

The number of partitions. Valid only when **Strategy** is set to `partition`.

Type: Integer

Required: No

### **SpreadLevel**

Determines how placement groups spread instances.

- Host – You can use host only with Outpost placement groups.
- Rack – No usage restrictions.

Type: String

Valid Values: host | rack

Required: No

### **Strategy**

The placement strategy.

Type: String

Valid Values: cluster | spread | partition

Required: No

### **TagSpecification.N**

The tags to apply to the new placement group.

Type: Array of [TagSpecification](#) objects

Required: No

## **Response Elements**

The following elements are returned by the service.

### **placementGroup**

Information about the placement group.

Type: [PlacementGroup](#) object

## requestId

The ID of the request.

Type: String

## Errors

For information about the errors that are common to all actions, see [Common client error codes](#).

## Examples

### Example

This example creates a cluster placement group named `XYZ-cluster`, and applies a tag with a key of `purpose` and a value of `production`.

### Sample Request

```
https://ec2.amazonaws.com/?Action=CreatePlacementGroup
&GroupName=XYZ-cluster
&Strategy=cluster
&TagSpecification.1.ResourceType=placement-group
&TagSpecification.1.Tag.1.Key=purpose
&TagSpecification.1.Tag.1.Value=production
&AUTHPARAMS
```

### Sample Response

```
<CreatePlacementGroupResponse xmlns="http://ec2.amazonaws.com/doc/2016-11-15/">
  <requestId>1bbcaf48-7155-4154-a7ac-c6031EXAMPLE</requestId>
  <return>true</return>
  <placementGroup>
    <groupName>XYZ-cluster</groupName>
    <groupId>pg-0bea00ad0bexample</groupId>
    <strategy>cluster</strategy>
    <state>available</state>
    <tagSet>
      <item>
        <key>purpose</key>
        <value>production</value>
      </item>
    </tagSet>
  </placementGroup>
</CreatePlacementGroupResponse>
```

```
        </item>
      </tagSet>
    </placementGroup>
  </CreatePlacementGroupResponse>
```

## Example

This example creates a partition placement group named HDFS-Group-A with five partitions.

## Sample Request

```
https://ec2.amazonaws.com/?Action=CreatePlacementGroup
&GroupName=HDFS-Group-A
&Strategy=partition
&PartitionCount=5
&AUTHPARAMS
```

## Sample Response

```
<CreatePlacementGroupResponse xmlns="http://ec2.amazonaws.com/doc/2016-11-15/">
  <requestId>1bbcaf48-7155-4154-a7ac-c6031EXAMPLE</requestId>
  <return>true</return>
  <placementGroup>
    <groupName>HDFS-Group-A</groupName>
    <groupId>pg-0fc13f6eb3example</groupId>
    <strategy>partition</strategy>
    <state>available</state>
    <partitionCount>5</partitionCount>
  </placementGroup>
</CreatePlacementGroupResponse>
```

## See Also

For more information about using this API in one of the language-specific AWS SDKs, see the following:

- [AWS Command Line Interface](#)
- [AWS SDK for .NET](#)
- [AWS SDK for C++](#)
- [AWS SDK for Go v2](#)

- [AWS SDK for Java V2](#)
- [AWS SDK for JavaScript V3](#)
- [AWS SDK for PHP V3](#)
- [AWS SDK for Python](#)
- [AWS SDK for Ruby V3](#)

# CreatePublicIpv4Pool

Creates a public IPv4 address pool. A public IPv4 pool is an EC2 IP address pool required for the public IPv4 CIDRs that you own and bring to AWS to manage with IPAM. IPv6 addresses you bring to AWS, however, use IPAM pools only. To monitor the status of pool creation, use [DescribePublicIpv4Pools](#).

## Request Parameters

The following parameters are for this specific action. For more information about required and optional parameters that are common to all actions, see [Common Query Parameters](#).

### DryRun

A check for whether you have the required permissions for the action without actually making the request and provides an error response. If you have the required permissions, the error response is `DryRunOperation`. Otherwise, it is `UnauthorizedOperation`.

Type: Boolean

Required: No

### NetworkBorderGroup

The Availability Zone (AZ) or Local Zone (LZ) network border group that the resource that the IP address is assigned to is in. Defaults to an AZ network border group. For more information on available Local Zones, see [Local Zone availability](#) in the *Amazon EC2 User Guide*.

Type: String

Required: No

### TagSpecification.N

The key/value combination of a tag assigned to the resource. Use the tag key in the filter name and the tag value as the filter value. For example, to find all resources that have a tag with the key `Owner` and the value `TeamA`, specify `tag:Owner` for the filter name and `TeamA` for the filter value.

Type: Array of [TagSpecification](#) objects

Required: No

## Response Elements

The following elements are returned by the service.

### **poolId**

The ID of the public IPv4 pool.

Type: String

### **requestId**

The ID of the request.

Type: String

## Errors

For information about the errors that are common to all actions, see [Common client error codes](#).

## See Also

For more information about using this API in one of the language-specific AWS SDKs, see the following:

- [AWS Command Line Interface](#)
- [AWS SDK for .NET](#)
- [AWS SDK for C++](#)
- [AWS SDK for Go v2](#)
- [AWS SDK for Java V2](#)
- [AWS SDK for JavaScript V3](#)
- [AWS SDK for PHP V3](#)
- [AWS SDK for Python](#)
- [AWS SDK for Ruby V3](#)



# CreateReplaceRootVolumeTask

Replaces the EBS-backed root volume for a running instance with a new volume that is restored to the original root volume's launch state, that is restored to a specific snapshot taken from the original root volume, or that is restored from an AMI that has the same key characteristics as that of the instance.

For more information, see [Replace a root volume](#) in the *Amazon EC2 User Guide*.

## Request Parameters

The following parameters are for this specific action. For more information about required and optional parameters that are common to all actions, see [Common Query Parameters](#).

### ClientToken

Unique, case-sensitive identifier you provide to ensure the idempotency of the request. If you do not specify a client token, a randomly generated token is used for the request to ensure idempotency. For more information, see [Ensuring idempotency](#).

Type: String

Required: No

### DeleteReplacedRootVolume

Indicates whether to automatically delete the original root volume after the root volume replacement task completes. To delete the original root volume, specify `true`. If you choose to keep the original root volume after the replacement task completes, you must manually delete it when you no longer need it.

Type: Boolean

Required: No

### DryRun

Checks whether you have the required permissions for the action, without actually making the request, and provides an error response. If you have the required permissions, the error response is `DryRunOperation`. Otherwise, it is `UnauthorizedOperation`.

Type: Boolean

Required: No

### **ImageId**

The ID of the AMI to use to restore the root volume. The specified AMI must have the same product code, billing information, architecture type, and virtualization type as that of the instance.

If you want to restore the replacement volume from a specific snapshot, or if you want to restore it to its launch state, omit this parameter.

Type: String

Required: No

### **InstanceId**

The ID of the instance for which to replace the root volume.

Type: String

Required: Yes

### **SnapshotId**

The ID of the snapshot from which to restore the replacement root volume. The specified snapshot must be a snapshot that you previously created from the original root volume.

If you want to restore the replacement root volume to the initial launch state, or if you want to restore the replacement root volume from an AMI, omit this parameter.

Type: String

Required: No

### **TagSpecification.N**

The tags to apply to the root volume replacement task.

Type: Array of [TagSpecification](#) objects

Required: No

## **Response Elements**

The following elements are returned by the service.

## replaceRootVolumeTask

Information about the root volume replacement task.

Type: [ReplaceRootVolumeTask](#) object

### requestId

The ID of the request.

Type: String

## Errors

For information about the errors that are common to all actions, see [Common client error codes](#).

## See Also

For more information about using this API in one of the language-specific AWS SDKs, see the following:

- [AWS Command Line Interface](#)
- [AWS SDK for .NET](#)
- [AWS SDK for C++](#)
- [AWS SDK for Go v2](#)
- [AWS SDK for Java V2](#)
- [AWS SDK for JavaScript V3](#)
- [AWS SDK for PHP V3](#)
- [AWS SDK for Python](#)
- [AWS SDK for Ruby V3](#)

# CreateReservedInstancesListing

Creates a listing for Amazon EC2 Standard Reserved Instances to be sold in the Reserved Instance Marketplace. You can submit one Standard Reserved Instance listing at a time. To get a list of your Standard Reserved Instances, you can use the [DescribeReservedInstances](#) operation.

## Note

Only Standard Reserved Instances can be sold in the Reserved Instance Marketplace. Convertible Reserved Instances cannot be sold.

The Reserved Instance Marketplace matches sellers who want to resell Standard Reserved Instance capacity that they no longer need with buyers who want to purchase additional capacity. Reserved Instances bought and sold through the Reserved Instance Marketplace work like any other Reserved Instances.

To sell your Standard Reserved Instances, you must first register as a seller in the Reserved Instance Marketplace. After completing the registration process, you can create a Reserved Instance Marketplace listing of some or all of your Standard Reserved Instances, and specify the upfront price to receive for them. Your Standard Reserved Instance listings then become available for purchase. To view the details of your Standard Reserved Instance listing, you can use the [DescribeReservedInstancesListings](#) operation.

For more information, see [Sell in the Reserved Instance Marketplace](#) in the *Amazon EC2 User Guide*.

## Request Parameters

The following parameters are for this specific action. For more information about required and optional parameters that are common to all actions, see [Common Query Parameters](#).

### ClientToken

Unique, case-sensitive identifier you provide to ensure idempotency of your listings. This helps avoid duplicate listings. For more information, see [Ensuring Idempotency](#).

Type: String

Required: Yes

## InstanceCount

The number of instances that are a part of a Reserved Instance account to be listed in the Reserved Instance Marketplace. This number should be less than or equal to the instance count associated with the Reserved Instance ID specified in this call.

Type: Integer

Required: Yes

## PriceSchedules.N

A list specifying the price of the Standard Reserved Instance for each month remaining in the Reserved Instance term.

Type: Array of [PriceScheduleSpecification](#) objects

Required: Yes

## ReservedInstancesId

The ID of the active Standard Reserved Instance.

Type: String

Required: Yes

## Response Elements

The following elements are returned by the service.

### requestId

The ID of the request.

Type: String

### reservedInstancesListingsSet

Information about the Standard Reserved Instance listing.

Type: Array of [ReservedInstancesListing](#) objects

## Errors

For information about the errors that are common to all actions, see [Common client error codes](#).

## Examples

### Example

This example creates a Reserved Instance Marketplace listing from the specified Standard Reserved Instance, which has 11 months remaining in its term. In this example, we set the upfront price at \$2.50, and the price drops over the course of the 11-month term if the instance is still not sold.

### Sample Request

```
https://ec2.amazonaws.com/?Action=CreateReservedInstancesListing
&ClientToken=myIdempToken1
&InstanceCount=1
&PriceSchedules.1.Price=2.5
&PriceSchedules.1.Term=11
&PriceSchedules.2.Price=2.0
&PriceSchedules.2.Term=8
&PriceSchedules.3.Price=1.5
&PriceSchedules.3.Term=5
&PriceSchedules.4.Price=0.7
&PriceSchedules.4.Term=3
&PriceSchedules.5.Price=0.1
&PriceSchedules.5.Term=1
&ReservedInstancesId=e5a2ff3b-7d14-494f-90af-0b5d0EXAMPLE
&AUTHPARAMS
```

### Sample Response

```
<CreateReservedInstancesListingResponse>
  <requestId>a42481af-335a-4e9e-b291-bd18dexample</requestId>
  <reservedInstancesListingsSet>
    <item>
      <reservedInstancesListingId>5ec28771-05ff-4b9b-aa31-9e57dEXAMPLE</
reservedInstancesListingId>
      <reservedInstancesId>e5a2ff3b-7d14-494f-90af-0b5d0EXAMPLE</
reservedInstancesId>
      <createDate>2012-07-17T17:11:09.449Z</createDate>
      <updateDate>2012-07-17T17:11:09.468Z</updateDate>
      <status>active</status>
```

```
<statusMessage>ACTIVE</statusMessage>
<instanceCounts>
  <item>
    <state>Available</state>
    <instanceCount>1</instanceCount>
  </item>
  <item>
    <state>Sold</state>
    <instanceCount>0</instanceCount>
  </item>
  <item>
    <state>Cancelled</state>
    <instanceCount>0</instanceCount>
  </item>
  <item>
    <state>Pending</state>
    <instanceCount>0</instanceCount>
  </item>
</instanceCounts>
<priceSchedules>
  <item>
    <term>11</term>
    <price>2.5</price>
    <currencyCode>USD</currencyCode>
    <active>true</active>
  </item>
  <item>
    <term>10</term>
    <price>2.5</price>
    <currencyCode>USD</currencyCode>
    <active>false</active>
  </item>
  <item>
    <term>9</term>
    <price>2.5</price>
    <currencyCode>USD</currencyCode>
    <active>false</active>
  </item>
  <item>
    <term>8</term>
    <price>2.0</price>
    <currencyCode>USD</currencyCode>
    <active>false</active>
  </item>
</priceSchedules>
```

```
<item>
  <term>7</term>
  <price>2.0</price>
  <currencyCode>USD</currencyCode>
  <active>false</active>
</item>
<item>
  <term>6</term>
  <price>2.0</price>
  <currencyCode>USD</currencyCode>
  <active>false</active>
</item>
<item>
  <term>5</term>
  <price>1.5</price>
  <currencyCode>USD</currencyCode>
  <active>false</active>
</item>
<item>
  <term>4</term>
  <price>1.5</price>
  <currencyCode>USD</currencyCode>
  <active>false</active>
</item>
<item>
  <term>3</term>
  <price>0.7</price>
  <currencyCode>USD</currencyCode>
  <active>false</active>
</item>
<item>
  <term>2</term>
  <price>0.7</price>
  <currencyCode>USD</currencyCode>
  <active>false</active>
</item>
<item>
  <term>1</term>
  <price>0.1</price>
  <currencyCode>USD</currencyCode>
  <active>false</active>
</item>
</priceSchedules>
</tagSet/>
```



```
        <clientToken>myIdempToken1</clientToken>
    </item>
</reservedInstancesListingsSet>
</CreateReservedInstancesListingResponse>
```

## See Also

For more information about using this API in one of the language-specific AWS SDKs, see the following:

- [AWS Command Line Interface](#)
- [AWS SDK for .NET](#)
- [AWS SDK for C++](#)
- [AWS SDK for Go v2](#)
- [AWS SDK for Java V2](#)
- [AWS SDK for JavaScript V3](#)
- [AWS SDK for PHP V3](#)
- [AWS SDK for Python](#)
- [AWS SDK for Ruby V3](#)

# CreateRestoreImageTask

Starts a task that restores an AMI from an Amazon S3 object that was previously created by using [CreateStoreImageTask](#).

To use this API, you must have the required permissions. For more information, see [Permissions for storing and restoring AMIs using Amazon S3](#) in the *Amazon EC2 User Guide*.

For more information, see [Store and restore an AMI using Amazon S3](#) in the *Amazon EC2 User Guide*.

## Request Parameters

The following parameters are for this specific action. For more information about required and optional parameters that are common to all actions, see [Common Query Parameters](#).

### Bucket

The name of the Amazon S3 bucket that contains the stored AMI object.

Type: String

Required: Yes

### DryRun

Checks whether you have the required permissions for the action, without actually making the request, and provides an error response. If you have the required permissions, the error response is `DryRunOperation`. Otherwise, it is `UnauthorizedOperation`.

Type: Boolean

Required: No

### Name

The name for the restored AMI. The name must be unique for AMIs in the Region for this account. If you do not provide a name, the new AMI gets the same name as the original AMI.

Type: String

Required: No

## ObjectKey

The name of the stored AMI object in the bucket.

Type: String

Required: Yes

## TagSpecification.N

The tags to apply to the AMI and snapshots on restoration. You can tag the AMI, the snapshots, or both.

- To tag the AMI, the value for `ResourceType` must be `image`.
- To tag the snapshots, the value for `ResourceType` must be `snapshot`. The same tag is applied to all of the snapshots that are created.

Type: Array of [TagSpecification](#) objects

Required: No

## Response Elements

The following elements are returned by the service.

### imageId

The AMI ID.

Type: String

### requestId

The ID of the request.

Type: String

## Errors

For information about the errors that are common to all actions, see [Common client error codes](#).

## See Also

For more information about using this API in one of the language-specific AWS SDKs, see the following:

- [AWS Command Line Interface](#)
- [AWS SDK for .NET](#)
- [AWS SDK for C++](#)
- [AWS SDK for Go v2](#)
- [AWS SDK for Java V2](#)
- [AWS SDK for JavaScript V3](#)
- [AWS SDK for PHP V3](#)
- [AWS SDK for Python](#)
- [AWS SDK for Ruby V3](#)

# CreateRoute

Creates a route in a route table within a VPC.

You must specify either a destination CIDR block or a prefix list ID. You must also specify exactly one of the resources from the parameter list.

When determining how to route traffic, we use the route with the most specific match. For example, traffic is destined for the IPv4 address `192.0.2.3`, and the route table includes the following two IPv4 routes:

- `192.0.2.0/24` (goes to some target A)
- `192.0.2.0/28` (goes to some target B)

Both routes apply to the traffic destined for `192.0.2.3`. However, the second route in the list covers a smaller number of IP addresses and is therefore more specific, so we use that route to determine where to target the traffic.

For more information about route tables, see [Route tables](#) in the *Amazon VPC User Guide*.

## Request Parameters

The following parameters are for this specific action. For more information about required and optional parameters that are common to all actions, see [Common Query Parameters](#).

### CarrierGatewayId

The ID of the carrier gateway.

You can only use this option when the VPC contains a subnet which is associated with a Wavelength Zone.

Type: String

Required: No

### CoreNetworkArn

The Amazon Resource Name (ARN) of the core network.

Type: String

Required: No

### **DestinationCidrBlock**

The IPv4 CIDR address block used for the destination match. Routing decisions are based on the most specific match. We modify the specified CIDR block to its canonical form; for example, if you specify `100.68.0.18/18`, we modify it to `100.68.0.0/18`.

Type: String

Required: No

### **DestinationIpv6CidrBlock**

The IPv6 CIDR block used for the destination match. Routing decisions are based on the most specific match.

Type: String

Required: No

### **DestinationPrefixListId**

The ID of a prefix list used for the destination match.

Type: String

Required: No

### **DryRun**

Checks whether you have the required permissions for the action, without actually making the request, and provides an error response. If you have the required permissions, the error response is `DryRunOperation`. Otherwise, it is `UnauthorizedOperation`.

Type: Boolean

Required: No

### **EgressOnlyInternetGatewayId**

[IPv6 traffic only] The ID of an egress-only internet gateway.

Type: String

Required: No

**GatewayId**

The ID of an internet gateway or virtual private gateway attached to your VPC.

Type: String

Required: No

**InstanceId**

The ID of a NAT instance in your VPC. The operation fails if you specify an instance ID unless exactly one network interface is attached.

Type: String

Required: No

**LocalGatewayId**

The ID of the local gateway.

Type: String

Required: No

**NatGatewayId**

[IPv4 traffic only] The ID of a NAT gateway.

Type: String

Required: No

**NetworkInterfaceId**

The ID of a network interface.

Type: String

Required: No

**RouteTableId**

The ID of the route table for the route.

Type: String

Required: Yes

### **TransitGatewayId**

The ID of a transit gateway.

Type: String

Required: No

### **VpcEndpointId**

The ID of a VPC endpoint. Supported for Gateway Load Balancer endpoints only.

Type: String

Required: No

### **VpcPeeringConnectionId**

The ID of a VPC peering connection.

Type: String

Required: No

## **Response Elements**

The following elements are returned by the service.

### **requestId**

The ID of the request.

Type: String

### **return**

Returns `true` if the request succeeds; otherwise, it returns an error.

Type: Boolean

## **Errors**

For information about the errors that are common to all actions, see [Common client error codes](#).



## Examples

### Example 1

This example creates a route in the route table with the ID `rtb-1122334455667788a`. The route matches all IPv4 traffic (`0.0.0.0/0`) and routes it to the internet gateway with the ID `igw-eaad4883`.

#### Sample Request

```
https://ec2.amazonaws.com/?Action=CreateRoute
&RouteTableId=rtb-1122334455667788a
&DestinationCidrBlock=0.0.0.0/0
&GatewayId=igw-eaad4883
&AUTHPARAMS
```

### Example 2

This example creates a route in the route table with the ID `rtb-1122334455667788a`. The route sends all IPv4 traffic (`0.0.0.0/0`) to the NAT instance with the ID `i-1234567890abcdef0`.

#### Sample Request

```
https://ec2.amazonaws.com/?Action=CreateRoute
&RouteTableId=rtb-1122334455667788a
&DestinationCidrBlock=0.0.0.0/0
&InstanceId=i-1234567890abcdef0
&AUTHPARAMS
```

### Example 3

This example creates a route in route table `rtb-1122334455667788a`. The route matches traffic for the IPv4 CIDR block `10.0.0.0/16` and routes it to VPC peering connection, `pcx-111aaa22`. This route enables IPv4 traffic to be directed to the other peered VPC in the VPC peering connection.

#### Sample Request

```
https://ec2.amazonaws.com/?Action=CreateRoute
&RouteTableId=rtb-1122334455667788a&DestinationCidrBlock=10.0.0.0/16
```

```
&vpcPeeringConnectionId=pcx-111aaa22  
&AUTHPARAMS
```

## Example 4

This example creates a route in route table `rtb-1122334455667788a`. The route sends all IPv6 traffic `::/0` to an egress-only internet gateway.

### Sample Request

```
https://ec2.amazonaws.com/?Action=CreateRoute  
&RouteTableId=rtb-1122334455667788a  
&DestinationIpv6CidrBlock>::/0  
&EgressOnlyInternetGatewayId=eigw-1234567890abc1234  
&AUTHPARAMS
```

## See Also

For more information about using this API in one of the language-specific AWS SDKs, see the following:

- [AWS Command Line Interface](#)
- [AWS SDK for .NET](#)
- [AWS SDK for C++](#)
- [AWS SDK for Go v2](#)
- [AWS SDK for Java V2](#)
- [AWS SDK for JavaScript V3](#)
- [AWS SDK for PHP V3](#)
- [AWS SDK for Python](#)
- [AWS SDK for Ruby V3](#)

# CreateRouteTable

Creates a route table for the specified VPC. After you create a route table, you can add routes and associate the table with a subnet.

For more information, see [Route tables](#) in the *Amazon VPC User Guide*.

## Request Parameters

The following parameters are for this specific action. For more information about required and optional parameters that are common to all actions, see [Common Query Parameters](#).

### ClientToken

Unique, case-sensitive identifier that you provide to ensure the idempotency of the request. For more information, see [Ensuring idempotency](#).

Type: String

Required: No

### DryRun

Checks whether you have the required permissions for the action, without actually making the request, and provides an error response. If you have the required permissions, the error response is `DryRunOperation`. Otherwise, it is `UnauthorizedOperation`.

Type: Boolean

Required: No

### TagSpecification.N

The tags to assign to the route table.

Type: Array of [TagSpecification](#) objects

Required: No

### VpcId

The ID of the VPC.

Type: String

Required: Yes

## Response Elements

The following elements are returned by the service.

### clientToken

Unique, case-sensitive identifier to ensure the idempotency of the request. Only returned if a client token was provided in the request.

Type: String

### requestId

The ID of the request.

Type: String

### routeTable

Information about the route table.

Type: [RouteTable](#) object

## Errors

For information about the errors that are common to all actions, see [Common client error codes](#).

## Examples

### Example 1

This example creates a route table for the VPC with the ID `vpc-1122334455667788a`. By default, every route table includes a local route that enables traffic to flow within the VPC. The following response shows that route.

### Sample Request

```
https://ec2.amazonaws.com/?Action=CreateRouteTable
&VpcId=vpc-1122334455667788a
```

`&AUTHPARAMS`

## Sample Response

```
<CreateRouteTableResponse xmlns="http://ec2.amazonaws.com/doc/2016-11-15/">
  <requestId>59dbff89-35bd-4eac-99ed-be587EXAMPLE</requestId>
  <routeTable>
    <routeTableId>rtb-029e01e661a8fffd9</routeTableId>
    <vpcId>vpc-11ad4878</vpcId>
    <routeSet>
      <item>
        <destinationCidrBlock>10.0.0.0/22</destinationCidrBlock>
        <gatewayId>local</gatewayId>
        <state>active</state>
      </item>
    </routeSet>
    <associationSet/>
    <tagSet/>
  </routeTable>
</CreateRouteTableResponse>
```

## Example 2

This example creates a route table for a VPC that has an associated IPv6 CIDR block. The route table includes a local route that enables IPv6 traffic to flow within the VPC.

## Sample Request

```
https://ec2.amazonaws.com/?Action=CreateRouteTable
&VpcId=vpc-1a2b3c4d
&AUTHPARAMS
```

## Sample Response

```
<CreateRouteTableResponse xmlns="http://ec2.amazonaws.com/doc/2016-11-15/">
  <requestId>59dbff89-35bd-4eac-99ed-be587EXAMPLE</requestId>
  <routeTable>
    <routeTableId>rtb-8bda6cef</routeTableId>
    <vpcId>vpc-1a2b3c4d</vpcId>
    <routeSet>
      <item>
        <destinationCidrBlock>10.0.0.0/16</destinationCidrBlock>
```

```
        <gatewayId>local</gatewayId>
        <state>active</state>
        <origin>CreateRouteTable</origin>
    </item>
    <item>
        <destinationIpv6CidrBlock>2001:db8:1234:1a00::/56</
destinationIpv6CidrBlock>
        <gatewayId>local</gatewayId>
        <state>active</state>
        <origin>CreateRouteTable</origin>
    </item>
</routeSet>
<associationSet/>
<propagatingVgwSet/>
<tagSet/>
</routeTable>
</CreateRouteTableResponse>
```

## See Also

For more information about using this API in one of the language-specific AWS SDKs, see the following:

- [AWS Command Line Interface](#)
- [AWS SDK for .NET](#)
- [AWS SDK for C++](#)
- [AWS SDK for Go v2](#)
- [AWS SDK for Java V2](#)
- [AWS SDK for JavaScript V3](#)
- [AWS SDK for PHP V3](#)
- [AWS SDK for Python](#)
- [AWS SDK for Ruby V3](#)

# CreateSecurityGroup

Creates a security group.

A security group acts as a virtual firewall for your instance to control inbound and outbound traffic. For more information, see [Amazon EC2 security groups](#) in the *Amazon Elastic Compute Cloud User Guide* and [Security groups for your VPC](#) in the *Amazon Virtual Private Cloud User Guide*.

When you create a security group, you specify a friendly name of your choice. You can't have two security groups for the same VPC with the same name.

You have a default security group for use in your VPC. If you don't specify a security group when you launch an instance, the instance is launched into the appropriate default security group. A default security group includes a default rule that grants instances unrestricted network access to each other.

You can add or remove rules from your security groups using [AuthorizeSecurityGroupIngress](#), [AuthorizeSecurityGroupEgress](#), [RevokeSecurityGroupIngress](#), and [RevokeSecurityGroupEgress](#).

For more information about VPC security group limits, see [Amazon VPC Limits](#).

## Request Parameters

The following parameters are for this specific action. For more information about required and optional parameters that are common to all actions, see [Common Query Parameters](#).

### DryRun

Checks whether you have the required permissions for the action, without actually making the request, and provides an error response. If you have the required permissions, the error response is `DryRunOperation`. Otherwise, it is `UnauthorizedOperation`.

Type: Boolean

Required: No

### GroupDescription

A description for the security group.

Constraints: Up to 255 characters in length

Valid characters: a-z, A-Z, 0-9, spaces, and `._-:/()#,@[]+=&:{}!$*`

Type: String

Required: Yes

### **GroupName**

The name of the security group.

Constraints: Up to 255 characters in length. Cannot start with sg-.

Valid characters: a-z, A-Z, 0-9, spaces, and `._-:/()#,@[]+=&:{}!$*`

Type: String

Required: Yes

### **TagSpecification.N**

The tags to assign to the security group.

Type: Array of [TagSpecification](#) objects

Required: No

### **VpcId**

The ID of the VPC. Required for a nondefault VPC.

Type: String

Required: No

## **Response Elements**

The following elements are returned by the service.

### **groupId**

The ID of the security group.

Type: String

### **requestId**

The ID of the request.



Type: String

## tagSet

The tags assigned to the security group.

Type: Array of [Tag](#) objects

## Errors

For information about the errors that are common to all actions, see [Common client error codes](#).

## Examples

### Example

This example creates a security group named `WebServerSG` for the specified VPC.

### Sample Request

```
https://ec2.amazonaws.com/?Action=CreateSecurityGroup
&GroupName=WebServerSG
&GroupDescription=Web Servers
&VpcId=vpc-3325caf2
&AUTHPARAMS
```

### Sample Response

```
<CreateSecurityGroupResponse xmlns="http://ec2.amazonaws.com/doc/2016-11-15/">
  <requestId>59dbff89-35bd-4eac-99ed-be587EXAMPLE</requestId>
  <return>true</return>
  <groupId>sg-0a42d66a</groupId>
</CreateSecurityGroupResponse>
```

## See Also

For more information about using this API in one of the language-specific AWS SDKs, see the following:

- [AWS Command Line Interface](#)
- [AWS SDK for .NET](#)

- [AWS SDK for C++](#)
- [AWS SDK for Go v2](#)
- [AWS SDK for Java V2](#)
- [AWS SDK for JavaScript V3](#)
- [AWS SDK for PHP V3](#)
- [AWS SDK for Python](#)
- [AWS SDK for Ruby V3](#)

# CreateSnapshot

Creates a snapshot of an EBS volume and stores it in Amazon S3. You can use snapshots for backups, to make copies of EBS volumes, and to save data before shutting down an instance.

You can create snapshots of volumes in a Region and volumes on an Outpost. If you create a snapshot of a volume in a Region, the snapshot must be stored in the same Region as the volume. If you create a snapshot of a volume on an Outpost, the snapshot can be stored on the same Outpost as the volume, or in the Region for that Outpost.

When a snapshot is created, any AWS Marketplace product codes that are associated with the source volume are propagated to the snapshot.

You can take a snapshot of an attached volume that is in use. However, snapshots only capture data that has been written to your Amazon EBS volume at the time the snapshot command is issued; this might exclude any data that has been cached by any applications or the operating system. If you can pause any file systems on the volume long enough to take a snapshot, your snapshot should be complete. However, if you cannot pause all file writes to the volume, you should unmount the volume from within the instance, issue the snapshot command, and then remount the volume to ensure a consistent and complete snapshot. You may remount and use your volume while the snapshot status is pending.

When you create a snapshot for an EBS volume that serves as a root device, we recommend that you stop the instance before taking the snapshot.

Snapshots that are taken from encrypted volumes are automatically encrypted. Volumes that are created from encrypted snapshots are also automatically encrypted. Your encrypted volumes and any associated snapshots always remain protected.

You can tag your snapshots during creation. For more information, see [Tag your Amazon EC2 resources](#) in the *Amazon EC2 User Guide*.

For more information, see [Amazon EBS](#) and [Amazon EBS encryption](#) in the *Amazon EBS User Guide*.

## Request Parameters

The following parameters are for this specific action. For more information about required and optional parameters that are common to all actions, see [Common Query Parameters](#).

## Description

A description for the snapshot.

Type: String

Required: No

## DryRun

Checks whether you have the required permissions for the action, without actually making the request, and provides an error response. If you have the required permissions, the error response is `DryRunOperation`. Otherwise, it is `UnauthorizedOperation`.

Type: Boolean

Required: No

## OutpostArn

The Amazon Resource Name (ARN) of the Outpost on which to create a local snapshot.

- To create a snapshot of a volume in a Region, omit this parameter. The snapshot is created in the same Region as the volume.
- To create a snapshot of a volume on an Outpost and store the snapshot in the Region, omit this parameter. The snapshot is created in the Region for the Outpost.
- To create a snapshot of a volume on an Outpost and store the snapshot on an Outpost, specify the ARN of the destination Outpost. The snapshot must be created on the same Outpost as the volume.

For more information, see [Create local snapshots from volumes on an Outpost](#) in the *Amazon EBS User Guide*.

Type: String

Required: No

## TagSpecification.N

The tags to apply to the snapshot during creation.

Type: Array of [TagSpecification](#) objects

Required: No

## Volumeld

The ID of the Amazon EBS volume.

Type: String

Required: Yes

## Response Elements

The following elements are returned by the service.

### **dataEncryptionKeyId**

The data encryption key identifier for the snapshot. This value is a unique identifier that corresponds to the data encryption key that was used to encrypt the original volume or snapshot copy. Because data encryption keys are inherited by volumes created from snapshots, and vice versa, if snapshots share the same data encryption key identifier, then they belong to the same volume/snapshot lineage. This parameter is only returned by [DescribeSnapshots](#).

Type: String

### **description**

The description for the snapshot.

Type: String

### **encrypted**

Indicates whether the snapshot is encrypted.

Type: Boolean

### **kmsKeyId**

The Amazon Resource Name (ARN) of the AWS KMS key that was used to protect the volume encryption key for the parent volume.

Type: String

### **outpostArn**

The ARN of the Outpost on which the snapshot is stored. For more information, see [Amazon EBS local snapshots on Outposts](#) in the *Amazon EBS User Guide*.

Type: String

**ownerAlias**

The AWS owner alias, from an Amazon-maintained list (amazon). This is not the user-configured AWS account alias set using the IAM console.

Type: String

**ownerId**

The ID of the AWS account that owns the EBS snapshot.

Type: String

**progress**

The progress of the snapshot, as a percentage.

Type: String

**requestId**

The ID of the request.

Type: String

**restoreExpiryTime**

Only for archived snapshots that are temporarily restored. Indicates the date and time when a temporarily restored snapshot will be automatically re-archived.

Type: Timestamp

**snapshotId**

The ID of the snapshot. Each snapshot receives a unique identifier when it is created.

Type: String

**sseType**

Reserved for future use.

Type: String

Valid Values: sse-ebs | sse-kms | none

**startTime**

The time stamp when the snapshot was initiated.

Type: Timestamp

**status**

The snapshot state.

Type: String

Valid Values: pending | completed | error | recoverable | recovering

**statusMessage**

Encrypted Amazon EBS snapshots are copied asynchronously. If a snapshot copy operation fails (for example, if the proper AWS KMS permissions are not obtained) this field displays error state details to help you diagnose why the error occurred. This parameter is only returned by [DescribeSnapshots](#).

Type: String

**storageTier**

The storage tier in which the snapshot is stored. `standard` indicates that the snapshot is stored in the standard snapshot storage tier and that it is ready for use. `archive` indicates that the snapshot is currently archived and that it must be restored before it can be used.

Type: String

Valid Values: archive | standard

**tagSet**

Any tags assigned to the snapshot.

Type: Array of [Tag](#) objects

**volumeId**

The ID of the volume that was used to create the snapshot. Snapshots created by the [CopySnapshot](#) action have an arbitrary volume ID that should not be used for any purpose.

Type: String

## volumeSize

The size of the volume, in GiB.

Type: Integer

## Errors

For information about the errors that are common to all actions, see [Common client error codes](#).

## Examples

### Example

This example creates a snapshot of the volume with the ID `vol-1234567890abcdef0`.

### Sample Request

```
https://ec2.amazonaws.com/?Action=CreateSnapshot
&VolumeId=vol-1234567890abcdef0
&Description=Daily+Backup
&AUTHPARAMS
```

### Sample Response

```
<CreateSnapshotResponse xmlns="http://ec2.amazonaws.com/doc/2016-11-15/">
  <requestId>59dbff89-35bd-4eac-99ed-be587EXAMPLE</requestId>
  <snapshotId>snap-1234567890abcdef0</snapshotId>
  <volumeId>vol-1234567890abcdef0</volumeId>
  <status>pending</status>
  <startTime>YYYY-MM-DDTHH:MM:SS.000Z</startTime>
  <progress>60%</progress>
  <ownerId>111122223333</ownerId>
  <volumeSize>30</volumeSize>
  <description>Daily Backup</description>
</CreateSnapshotResponse>
```

## See Also

For more information about using this API in one of the language-specific AWS SDKs, see the following:



- [AWS Command Line Interface](#)
- [AWS SDK for .NET](#)
- [AWS SDK for C++](#)
- [AWS SDK for Go v2](#)
- [AWS SDK for Java V2](#)
- [AWS SDK for JavaScript V3](#)
- [AWS SDK for PHP V3](#)
- [AWS SDK for Python](#)
- [AWS SDK for Ruby V3](#)

# CreateSnapshots

Creates crash-consistent snapshots of multiple EBS volumes and stores the data in S3. Volumes are chosen by specifying an instance. Any attached volumes will produce one snapshot each that is crash-consistent across the instance.

You can include all of the volumes currently attached to the instance, or you can exclude the root volume or specific data (non-root) volumes from the multi-volume snapshot set.

You can create multi-volume snapshots of instances in a Region and instances on an Outpost. If you create snapshots from an instance in a Region, the snapshots must be stored in the same Region as the instance. If you create snapshots from an instance on an Outpost, the snapshots can be stored on the same Outpost as the instance, or in the Region for that Outpost.

## Request Parameters

The following parameters are for this specific action. For more information about required and optional parameters that are common to all actions, see [Common Query Parameters](#).

### CopyTagsFromSource

Copies the tags from the specified volume to corresponding snapshot.

Type: String

Valid Values: volume

Required: No

### Description

A description propagated to every snapshot specified by the instance.

Type: String

Required: No

### DryRun

Checks whether you have the required permissions for the action, without actually making the request, and provides an error response. If you have the required permissions, the error response is `DryRunOperation`. Otherwise, it is `UnauthorizedOperation`.

Type: Boolean

Required: No

### **InstanceSpecification**

The instance to specify which volumes should be included in the snapshots.

Type: [InstanceSpecification](#) object

Required: Yes

### **OutpostArn**

The Amazon Resource Name (ARN) of the Outpost on which to create the local snapshots.

- To create snapshots from an instance in a Region, omit this parameter. The snapshots are created in the same Region as the instance.
- To create snapshots from an instance on an Outpost and store the snapshots in the Region, omit this parameter. The snapshots are created in the Region for the Outpost.
- To create snapshots from an instance on an Outpost and store the snapshots on an Outpost, specify the ARN of the destination Outpost. The snapshots must be created on the same Outpost as the instance.

For more information, see [Create multi-volume local snapshots from instances on an Outpost](#) in the *Amazon EBS User Guide*.

Type: String

Required: No

### **TagSpecification.N**

Tags to apply to every snapshot specified by the instance.

Type: Array of [TagSpecification](#) objects

Required: No

## **Response Elements**

The following elements are returned by the service.

## requestId

The ID of the request.

Type: String

## snapshotSet

List of snapshots.

Type: Array of [SnapshotInfo](#) objects

## Errors

For information about the errors that are common to all actions, see [Common client error codes](#).

## See Also

For more information about using this API in one of the language-specific AWS SDKs, see the following:

- [AWS Command Line Interface](#)
- [AWS SDK for .NET](#)
- [AWS SDK for C++](#)
- [AWS SDK for Go v2](#)
- [AWS SDK for Java V2](#)
- [AWS SDK for JavaScript V3](#)
- [AWS SDK for PHP V3](#)
- [AWS SDK for Python](#)
- [AWS SDK for Ruby V3](#)

# CreateSpotDatafeedSubscription

Creates a data feed for Spot Instances, enabling you to view Spot Instance usage logs. You can create one data feed per AWS account. For more information, see [Spot Instance data feed](#) in the *Amazon EC2 User Guide*.

## Request Parameters

The following parameters are for this specific action. For more information about required and optional parameters that are common to all actions, see [Common Query Parameters](#).

### Bucket

The name of the Amazon S3 bucket in which to store the Spot Instance data feed. For more information about bucket names, see [Bucket naming rules](#) in the *Amazon S3 User Guide*.

Type: String

Required: Yes

### DryRun

Checks whether you have the required permissions for the action, without actually making the request, and provides an error response. If you have the required permissions, the error response is `DryRunOperation`. Otherwise, it is `UnauthorizedOperation`.

Type: Boolean

Required: No

### Prefix

The prefix for the data feed file names.

Type: String

Required: No

## Response Elements

The following elements are returned by the service.

## requestId

The ID of the request.

Type: String

## spotDatafeedSubscription

The Spot Instance data feed subscription.

Type: [SpotDatafeedSubscription](#) object

## Errors

For information about the errors that are common to all actions, see [Common client error codes](#).

## Examples

### Example

This example creates a Spot Instance data feed for the account.

### Sample Request

```
https://ec2.amazonaws.com/?Action=CreateSpotDatafeedSubscription
&Bucket=amzn-s3-demo-bucket
&AUTHPARAMS
```

### Sample Response

```
<CreateSpotDatafeedSubscriptionResponse xmlns="http://ec2.amazonaws.com/
doc/2016-11-15/">
  <requestId>59dbff89-35bd-4eac-99ed-be587EXAMPLE</requestId>
  <spotDatafeedSubscription>
    <ownerId>123456789012</ownerId>
    <bucket>amzn-s3-demo-bucket</bucket>
    <prefix>spotdata_</prefix>
    <state>Active</state>
  </spotDatafeedSubscription>
</CreateSpotDatafeedSubscriptionResponse>
```

## See Also

For more information about using this API in one of the language-specific AWS SDKs, see the following:

- [AWS Command Line Interface](#)
- [AWS SDK for .NET](#)
- [AWS SDK for C++](#)
- [AWS SDK for Go v2](#)
- [AWS SDK for Java V2](#)
- [AWS SDK for JavaScript V3](#)
- [AWS SDK for PHP V3](#)
- [AWS SDK for Python](#)
- [AWS SDK for Ruby V3](#)

# CreateStoreImageTask

Stores an AMI as a single object in an Amazon S3 bucket.

To use this API, you must have the required permissions. For more information, see [Permissions for storing and restoring AMIs using Amazon S3](#) in the *Amazon EC2 User Guide*.

For more information, see [Store and restore an AMI using Amazon S3](#) in the *Amazon EC2 User Guide*.

## Request Parameters

The following parameters are for this specific action. For more information about required and optional parameters that are common to all actions, see [Common Query Parameters](#).

### Bucket

The name of the Amazon S3 bucket in which the AMI object will be stored. The bucket must be in the Region in which the request is being made. The AMI object appears in the bucket only after the upload task has completed.

Type: String

Required: Yes

### DryRun

Checks whether you have the required permissions for the action, without actually making the request, and provides an error response. If you have the required permissions, the error response is `DryRunOperation`. Otherwise, it is `UnauthorizedOperation`.

Type: Boolean

Required: No

### ImageId

The ID of the AMI.

Type: String

Required: Yes



## S3ObjectTag.N

The tags to apply to the AMI object that will be stored in the Amazon S3 bucket.

Type: Array of [S3ObjectTag](#) objects

Required: No

## Response Elements

The following elements are returned by the service.

### objectKey

The name of the stored AMI object in the S3 bucket.

Type: String

### requestId

The ID of the request.

Type: String

## Errors

For information about the errors that are common to all actions, see [Common client error codes](#).

## See Also

For more information about using this API in one of the language-specific AWS SDKs, see the following:

- [AWS Command Line Interface](#)
- [AWS SDK for .NET](#)
- [AWS SDK for C++](#)
- [AWS SDK for Go v2](#)
- [AWS SDK for Java V2](#)
- [AWS SDK for JavaScript V3](#)

- [AWS SDK for PHP V3](#)
- [AWS SDK for Python](#)
- [AWS SDK for Ruby V3](#)

# CreateSubnet

Creates a subnet in the specified VPC. For an IPv4 only subnet, specify an IPv4 CIDR block. If the VPC has an IPv6 CIDR block, you can create an IPv6 only subnet or a dual stack subnet instead. For an IPv6 only subnet, specify an IPv6 CIDR block. For a dual stack subnet, specify both an IPv4 CIDR block and an IPv6 CIDR block.

A subnet CIDR block must not overlap the CIDR block of an existing subnet in the VPC. After you create a subnet, you can't change its CIDR block.

The allowed size for an IPv4 subnet is between a /28 netmask (16 IP addresses) and a /16 netmask (65,536 IP addresses). AWS reserves both the first four and the last IPv4 address in each subnet's CIDR block. They're not available for your use.

If you've associated an IPv6 CIDR block with your VPC, you can associate an IPv6 CIDR block with a subnet when you create it.

If you add more than one subnet to a VPC, they're set up in a star topology with a logical router in the middle.

When you stop an instance in a subnet, it retains its private IPv4 address. It's therefore possible to have a subnet with no running instances (they're all stopped), but no remaining IP addresses available.

For more information, see [Subnets](#) in the *Amazon VPC User Guide*.

## Request Parameters

The following parameters are for this specific action. For more information about required and optional parameters that are common to all actions, see [Common Query Parameters](#).

### AvailabilityZone

The Availability Zone or Local Zone for the subnet.

Default: AWS selects one for you. If you create more than one subnet in your VPC, we do not necessarily select a different zone for each subnet.

To create a subnet in a Local Zone, set this value to the Local Zone ID, for example `us-west-2-1ax-1a`. For information about the Regions that support Local Zones, see [Available Local Zones](#).

To create a subnet in an Outpost, set this value to the Availability Zone for the Outpost and specify the Outpost ARN.

Type: String

Required: No

### **AvailabilityZoneId**

The AZ ID or the Local Zone ID of the subnet.

Type: String

Required: No

### **CidrBlock**

The IPv4 network range for the subnet, in CIDR notation. For example, `10.0.0.0/24`. We modify the specified CIDR block to its canonical form; for example, if you specify `100.68.0.18/18`, we modify it to `100.68.0.0/18`.

This parameter is not supported for an IPv6 only subnet.

Type: String

Required: No

### **DryRun**

Checks whether you have the required permissions for the action, without actually making the request, and provides an error response. If you have the required permissions, the error response is `DryRunOperation`. Otherwise, it is `UnauthorizedOperation`.

Type: Boolean

Required: No

### **Ipv4IpamPoolId**

An IPv4 IPAM pool ID for the subnet.

Type: String

Required: No

### **Ipv4NetmaskLength**

An IPv4 netmask length for the subnet.

Type: Integer

Required: No

### **Ipv6CidrBlock**

The IPv6 network range for the subnet, in CIDR notation. This parameter is required for an IPv6 only subnet.

Type: String

Required: No

### **Ipv6IpamPoolId**

An IPv6 IPAM pool ID for the subnet.

Type: String

Required: No

### **Ipv6Native**

Indicates whether to create an IPv6 only subnet.

Type: Boolean

Required: No

### **Ipv6NetmaskLength**

An IPv6 netmask length for the subnet.

Type: Integer

Required: No

### **OutpostArn**

The Amazon Resource Name (ARN) of the Outpost. If you specify an Outpost ARN, you must also specify the Availability Zone of the Outpost subnet.

Type: String

Required: No

### **TagSpecification.N**

The tags to assign to the subnet.

Type: Array of [TagSpecification](#) objects

Required: No

## VpcId

The ID of the VPC.

Type: String

Required: Yes

## Response Elements

The following elements are returned by the service.

### requestId

The ID of the request.

Type: String

### subnet

Information about the subnet.

Type: [Subnet](#) object

## Errors

For information about the errors that are common to all actions, see [Common client error codes](#).

## Examples

### Example 1

This example creates a subnet with CIDR block `10.0.1.0/24` in the VPC with the ID `vpc-1a2b3c4d`.

### Sample Request

```
https://ec2.amazonaws.com/?Action=CreateSubnet
&VpcId=vpc-1a2b3c4d
```

```
&CidrBlock=10.0.1.0/24
&AUTHPARAMS
```

## Sample Response

```
<CreateSubnetResponse xmlns="http://ec2.amazonaws.com/doc/2016-11-15/">
  <requestId>e6cb93f0-eb09-40ee-b9aa-16db90a0524f</requestId>
  <subnet>
    <subnetId>subnet-0397b6c47c42e4dc0</subnetId>
    <subnetArn>arn:aws:ec2:us-east-2:111122223333:subnet/subnet-0397b6c47cEXAMPLE</
subnetArn>
    <state>pending</state>
    <ownerId>111122223333</ownerId>
    <vpcId>vpc-06b7830650EXAMPLE</vpcId>
    <cidrBlock>10.0.0.0/24</cidrBlock>
    <ipv6CidrBlockAssociationSet/>
    <availableIpAddressCount>251</availableIpAddressCount>
    <availabilityZone>us-east-2a</availabilityZone>
    <availabilityZoneId>use2-az1</availabilityZoneId>
    <defaultForAz>>false</defaultForAz>
    <mapPublicIpOnLaunch>>false</mapPublicIpOnLaunch>
    <assignIpv6AddressOnCreation>>false</assignIpv6AddressOnCreation>
  </subnet>
</CreateSubnetResponse>
```

## Example 2

This example creates a subnet with an IPv6 CIDR block in the VPC vpc-1a2b3c4d.

## Sample Request

```
https://ec2.amazonaws.com/?Action=CreateSubnet
&VpcId=vpc-07e8ffd50fEXAMPLE
&CidrBlock=10.0.1.0/24
&Ipv6CidrBlock=2600:1f16:115:200::/64
&AUTHPARAMS
```

## Sample Response

```
<CreateSubnetResponse xmlns="http://ec2.amazonaws.com/doc/2016-11-15/">
  <requestId>7a62c49f-347e-4fc4-9331-6e8eEXAMPLE</requestId>
  <subnet>
```

```

<subnetId>subnet-02bf4c428bEXAMPLE</subnetId>
<subnetArn>arn:aws:ec2:us-east-2:111122223333:subnet/subnet-02bf4c428bEXAMPLE</
subnetArn>
<state>available</state>
<ownerId>111122223333</ownerId>
<vpcId>vpc-07e8ffd50fEXAMPLE</vpcId>
<cidrBlock>10.0.0.0/24</cidrBlock>
<ipv6CidrBlockAssociationSet>
  <item>
    <ipv6CidrBlock>2600:1f16:115:200::/64</ipv6CidrBlock>
    <associationId>subnet-cidr-assoc-002afb9f3cEXAMPLE</associationId>
    <ipv6CidrBlockState>
      <state>associated</state>
    </ipv6CidrBlockState>
  </item>
</ipv6CidrBlockAssociationSet>
<availableIpAddressCount>251</availableIpAddressCount>
<availabilityZone>us-east-2b</availabilityZone>
<availabilityZoneId>use2-az2</availabilityZoneId>
<defaultForAz>false</defaultForAz>
<mapPublicIpOnLaunch>false</mapPublicIpOnLaunch>
<assignIpv6AddressOnCreation>false</assignIpv6AddressOnCreation>
</subnet>
</CreateSubnetResponse>

```

### Example 3

This example creates a subnet with an IPv6 CIDR block in the specified Local Zone.

### Sample Request

```

https://ec2.amazonaws.com/?Action=CreateSubnet
&VpcId=vpc-07e8ffd50fEXAMPLE
&CidrBlock=10.0.1.0/24
&Ipv6CidrBlock=2600:1f16:115:200::/64
&AvailabilityZone=us-west-2-lax-1a
&AUTHPARAMS

```

### Sample Response

```

<CreateSubnetResponse xmlns="http://ec2.amazonaws.com/doc/2016-11-15/">
  <requestId>7a62c49f-347e-4fc4-9331-6e8eEXAMPLE</requestId>
  <subnet>

```



```
<subnetId>subnet-093cb4a1ecEXAMPLE</subnetId>
<subnetArn>arn:aws:ec2:us-west-2:111122223333:subnet/subnet-093cb4a1ecEXAMPLE</
subnetArn><subnetArn>
<state>available</state>
<ownerId>111122223333</ownerId>
<vpcId>vpc-07d80fe1a43298172</vpcId>
<cidrBlock>10.0.0.0/24</cidrBlock>
<ipv6CidrBlockAssociationSet>
  <item>
    <ipv6CidrBlock>2600:1f16:115:200::/64</ipv6CidrBlock>
    <associationId>subnet-cidr-assoc-002afb9f3cEXAMPLE</associationId>
    <ipv6CidrBlockState>
      <state>associated</state>
    </ipv6CidrBlockState>
  </item>
</ipv6CidrBlockAssociationSet>
<availableIpAddressCount>251</availableIpAddressCount>
<availabilityZone>us-west-2-lax-1a</availabilityZone>
  <availabilityZoneId>usw2-lax1-az1</availabilityZoneId>
<defaultForAz>>false</defaultForAz>
<mapPublicIpOnLaunch>>false</mapPublicIpOnLaunch>
<assignIpv6AddressOnCreation>>false</assignIpv6AddressOnCreation>
</subnet>
</CreateSubnetResponse>
```

## See Also

For more information about using this API in one of the language-specific AWS SDKs, see the following:

- [AWS Command Line Interface](#)
- [AWS SDK for .NET](#)
- [AWS SDK for C++](#)
- [AWS SDK for Go v2](#)
- [AWS SDK for Java V2](#)
- [AWS SDK for JavaScript V3](#)
- [AWS SDK for PHP V3](#)
- [AWS SDK for Python](#)
- [AWS SDK for Ruby V3](#)



# CreateSubnetCidrReservation

Creates a subnet CIDR reservation. For more information, see [Subnet CIDR reservations](#) in the *Amazon VPC User Guide* and [Assign prefixes to network interfaces](#) in the *Amazon EC2 User Guide*.

## Request Parameters

The following parameters are for this specific action. For more information about required and optional parameters that are common to all actions, see [Common Query Parameters](#).

### Cidr

The IPv4 or IPV6 CIDR range to reserve.

Type: String

Required: Yes

### Description

The description to assign to the subnet CIDR reservation.

Type: String

Required: No

### DryRun

Checks whether you have the required permissions for the action, without actually making the request, and provides an error response. If you have the required permissions, the error response is `DryRunOperation`. Otherwise, it is `UnauthorizedOperation`.

Type: Boolean

Required: No

### ReservationType

The type of reservation. The reservation type determines how the reserved IP addresses are assigned to resources.

- `prefix` - AWS assigns the reserved IP addresses to network interfaces.
- `explicit` - You assign the reserved IP addresses to network interfaces.

Type: String

Valid Values: `prefix` | `explicit`

Required: Yes

### **SubnetId**

The ID of the subnet.

Type: String

Required: Yes

### **TagSpecification.N**

The tags to assign to the subnet CIDR reservation.

Type: Array of [TagSpecification](#) objects

Required: No

## **Response Elements**

The following elements are returned by the service.

### **requestId**

The ID of the request.

Type: String

### **subnetCidrReservation**

Information about the created subnet CIDR reservation.

Type: [SubnetCidrReservation](#) object

## **Errors**

For information about the errors that are common to all actions, see [Common client error codes](#).

## **See Also**

For more information about using this API in one of the language-specific AWS SDKs, see the following:

- [AWS Command Line Interface](#)
- [AWS SDK for .NET](#)
- [AWS SDK for C++](#)
- [AWS SDK for Go v2](#)
- [AWS SDK for Java V2](#)
- [AWS SDK for JavaScript V3](#)
- [AWS SDK for PHP V3](#)
- [AWS SDK for Python](#)
- [AWS SDK for Ruby V3](#)

## CreateTags

Adds or overwrites only the specified tags for the specified Amazon EC2 resource or resources. When you specify an existing tag key, the value is overwritten with the new value. Each resource can have a maximum of 50 tags. Each tag consists of a key and optional value. Tag keys must be unique per resource.

For more information about tags, see [Tag your Amazon EC2 resources](#) in the *Amazon Elastic Compute Cloud User Guide*. For more information about creating IAM policies that control users' access to resources based on tags, see [Supported resource-level permissions for Amazon EC2 API actions](#) in the *Amazon Elastic Compute Cloud User Guide*.

## Request Parameters

The following parameters are for this specific action. For more information about required and optional parameters that are common to all actions, see [Common Query Parameters](#).

### DryRun

Checks whether you have the required permissions for the action, without actually making the request, and provides an error response. If you have the required permissions, the error response is `DryRunOperation`. Otherwise, it is `UnauthorizedOperation`.

Type: Boolean

Required: No

### ResourceId.N

The IDs of the resources, separated by spaces.

Constraints: Up to 1000 resource IDs. We recommend breaking up this request into smaller batches.

Type: Array of strings

Required: Yes

### Tag.N

The tags. The `value` parameter is required, but if you don't want the tag to have a value, specify the parameter with no value, and we set the value to an empty string.

Type: Array of [Tag](#) objects

Required: Yes

## Response Elements

The following elements are returned by the service.

### **requestId**

The ID of the request.

Type: String

### **return**

Is true if the request succeeds, and an error otherwise.

Type: Boolean

## Errors

For information about the errors that are common to all actions, see [Common client error codes](#).

## Examples

### Example

This example request adds (or overwrites) two tags for an AMI and an instance. One of the tags is a key (`webserver`), with no value (we set the value to an empty string). The other tag consists of a key (`stack`) and value (`Production`).

### Sample Request

```
https://ec2.amazonaws.com/?Action=CreateTags
&ResourceId.1=ami-1a2b3c4d
&ResourceId.2=i-1234567890abcdef0
&Tag.1.Key=webserver
&Tag.1.Value=
&Tag.2.Key=stack
&Tag.2.Value=Production
```

&AUTHPARAMS

## Sample Response

```
<CreateTagsResponse
xmlns="http://ec2.amazonaws.com/doc/2016-11-15/">
  <requestId>7a62c49f-347e-4fc4-9331-6e8eEXAMPLE</requestId>
  <return>true</return>
</CreateTagsResponse>
```

## See Also

For more information about using this API in one of the language-specific AWS SDKs, see the following:

- [AWS Command Line Interface](#)
- [AWS SDK for .NET](#)
- [AWS SDK for C++](#)
- [AWS SDK for Go v2](#)
- [AWS SDK for Java V2](#)
- [AWS SDK for JavaScript V3](#)
- [AWS SDK for PHP V3](#)
- [AWS SDK for Python](#)
- [AWS SDK for Ruby V3](#)



# CreateTrafficMirrorFilter

Creates a Traffic Mirror filter.

A Traffic Mirror filter is a set of rules that defines the traffic to mirror.

By default, no traffic is mirrored. To mirror traffic, use [CreateTrafficMirrorFilterRule](#) to add Traffic Mirror rules to the filter. The rules you add define what traffic gets mirrored. You can also use [ModifyTrafficMirrorFilterNetworkServices](#) to mirror supported network services.

## Request Parameters

The following parameters are for this specific action. For more information about required and optional parameters that are common to all actions, see [Common Query Parameters](#).

### ClientToken

Unique, case-sensitive identifier that you provide to ensure the idempotency of the request. For more information, see [How to ensure idempotency](#).

Type: String

Required: No

### Description

The description of the Traffic Mirror filter.

Type: String

Required: No

### DryRun

Checks whether you have the required permissions for the action, without actually making the request, and provides an error response. If you have the required permissions, the error response is `DryRunOperation`. Otherwise, it is `UnauthorizedOperation`.

Type: Boolean

Required: No

### TagSpecification.N

The tags to assign to a Traffic Mirror filter.

Type: Array of [TagSpecification](#) objects

Required: No

## Response Elements

The following elements are returned by the service.

### **clientToken**

Unique, case-sensitive identifier that you provide to ensure the idempotency of the request. For more information, see [How to ensure idempotency](#).

Type: String

### **requestId**

The ID of the request.

Type: String

### **trafficMirrorFilter**

Information about the Traffic Mirror filter.

Type: [TrafficMirrorFilter](#) object

## Errors

For information about the errors that are common to all actions, see [Common client error codes](#).

## See Also

For more information about using this API in one of the language-specific AWS SDKs, see the following:

- [AWS Command Line Interface](#)
- [AWS SDK for .NET](#)
- [AWS SDK for C++](#)
- [AWS SDK for Go v2](#)

- [AWS SDK for Java V2](#)
- [AWS SDK for JavaScript V3](#)
- [AWS SDK for PHP V3](#)
- [AWS SDK for Python](#)
- [AWS SDK for Ruby V3](#)

# CreateTrafficMirrorFilterRule

Creates a Traffic Mirror filter rule.

A Traffic Mirror rule defines the Traffic Mirror source traffic to mirror.

You need the Traffic Mirror filter ID when you create the rule.

## Request Parameters

The following parameters are for this specific action. For more information about required and optional parameters that are common to all actions, see [Common Query Parameters](#).

### ClientToken

Unique, case-sensitive identifier that you provide to ensure the idempotency of the request. For more information, see [How to ensure idempotency](#).

Type: String

Required: No

### Description

The description of the Traffic Mirror rule.

Type: String

Required: No

### DestinationCidrBlock

The destination CIDR block to assign to the Traffic Mirror rule.

Type: String

Required: Yes

### DestinationPortRange

The destination port range.

Type: [TrafficMirrorPortRangeRequest](#) object

Required: No

## DryRun

Checks whether you have the required permissions for the action, without actually making the request, and provides an error response. If you have the required permissions, the error response is `DryRunOperation`. Otherwise, it is `UnauthorizedOperation`.

Type: Boolean

Required: No

## Protocol

The protocol, for example UDP, to assign to the Traffic Mirror rule.

For information about the protocol value, see [Protocol Numbers](#) on the Internet Assigned Numbers Authority (IANA) website.

Type: Integer

Required: No

## RuleAction

The action to take on the filtered traffic.

Type: String

Valid Values: `accept` | `reject`

Required: Yes

## RuleNumber

The number of the Traffic Mirror rule. This number must be unique for each Traffic Mirror rule in a given direction. The rules are processed in ascending order by rule number.

Type: Integer

Required: Yes

## SourceCidrBlock

The source CIDR block to assign to the Traffic Mirror rule.

Type: String

Required: Yes

### **SourcePortRange**

The source port range.

Type: [TrafficMirrorPortRangeRequest](#) object

Required: No

### **TagSpecification.N**

Traffic Mirroring tags specifications.

Type: Array of [TagSpecification](#) objects

Required: No

### **TrafficDirection**

The type of traffic.

Type: String

Valid Values: ingress | egress

Required: Yes

### **TrafficMirrorFilterId**

The ID of the filter that this rule is associated with.

Type: String

Required: Yes

## **Response Elements**

The following elements are returned by the service.

### **clientToken**

Unique, case-sensitive identifier that you provide to ensure the idempotency of the request. For more information, see [How to ensure idempotency](#).

Type: String

### **requestId**

The ID of the request.

Type: String

### **trafficMirrorFilterRule**

The Traffic Mirror rule.

Type: [TrafficMirrorFilterRule](#) object

## **Errors**

For information about the errors that are common to all actions, see [Common client error codes](#).

## **See Also**

For more information about using this API in one of the language-specific AWS SDKs, see the following:

- [AWS Command Line Interface](#)
- [AWS SDK for .NET](#)
- [AWS SDK for C++](#)
- [AWS SDK for Go v2](#)
- [AWS SDK for Java V2](#)
- [AWS SDK for JavaScript V3](#)
- [AWS SDK for PHP V3](#)
- [AWS SDK for Python](#)
- [AWS SDK for Ruby V3](#)

# CreateTrafficMirrorSession

Creates a Traffic Mirror session.

A Traffic Mirror session actively copies packets from a Traffic Mirror source to a Traffic Mirror target. Create a filter, and then assign it to the session to define a subset of the traffic to mirror, for example all TCP traffic.

The Traffic Mirror source and the Traffic Mirror target (monitoring appliances) can be in the same VPC, or in a different VPC connected via VPC peering or a transit gateway.

By default, no traffic is mirrored. Use [CreateTrafficMirrorFilter](#) to create filter rules that specify the traffic to mirror.

## Request Parameters

The following parameters are for this specific action. For more information about required and optional parameters that are common to all actions, see [Common Query Parameters](#).

### ClientToken

Unique, case-sensitive identifier that you provide to ensure the idempotency of the request. For more information, see [How to ensure idempotency](#).

Type: String

Required: No

### Description

The description of the Traffic Mirror session.

Type: String

Required: No

### DryRun

Checks whether you have the required permissions for the action, without actually making the request, and provides an error response. If you have the required permissions, the error response is `DryRunOperation`. Otherwise, it is `UnauthorizedOperation`.

Type: Boolean



Required: No

### **NetworkInterfaceId**

The ID of the source network interface.

Type: String

Required: Yes

### **PacketLength**

The number of bytes in each packet to mirror. These are bytes after the VXLAN header. Do not specify this parameter when you want to mirror the entire packet. To mirror a subset of the packet, set this to the length (in bytes) that you want to mirror. For example, if you set this value to 100, then the first 100 bytes that meet the filter criteria are copied to the target.

If you do not want to mirror the entire packet, use the `PacketLength` parameter to specify the number of bytes in each packet to mirror.

For sessions with Network Load Balancer (NLB) Traffic Mirror targets the default `PacketLength` will be set to 8500. Valid values are 1-8500. Setting a `PacketLength` greater than 8500 will result in an error response.

Type: Integer

Required: No

### **SessionNumber**

The session number determines the order in which sessions are evaluated when an interface is used by multiple sessions. The first session with a matching filter is the one that mirrors the packets.

Valid values are 1-32766.

Type: Integer

Required: Yes

### **TagSpecification.N**

The tags to assign to a Traffic Mirror session.

Type: Array of [TagSpecification](#) objects

Required: No

### **TrafficMirrorFilterId**

The ID of the Traffic Mirror filter.

Type: String

Required: Yes

### **TrafficMirrorTargetId**

The ID of the Traffic Mirror target.

Type: String

Required: Yes

### **VirtualNetworkId**

The VXLAN ID for the Traffic Mirror session. For more information about the VXLAN protocol, see [RFC 7348](#). If you do not specify a `VirtualNetworkId`, an account-wide unique ID is chosen at random.

Type: Integer

Required: No

## **Response Elements**

The following elements are returned by the service.

### **clientToken**

Unique, case-sensitive identifier that you provide to ensure the idempotency of the request. For more information, see [How to ensure idempotency](#).

Type: String

### **requestId**

The ID of the request.

Type: String

## trafficMirrorSession

Information about the Traffic Mirror session.

Type: [TrafficMirrorSession](#) object

## Errors

For information about the errors that are common to all actions, see [Common client error codes](#).

## See Also

For more information about using this API in one of the language-specific AWS SDKs, see the following:

- [AWS Command Line Interface](#)
- [AWS SDK for .NET](#)
- [AWS SDK for C++](#)
- [AWS SDK for Go v2](#)
- [AWS SDK for Java V2](#)
- [AWS SDK for JavaScript V3](#)
- [AWS SDK for PHP V3](#)
- [AWS SDK for Python](#)
- [AWS SDK for Ruby V3](#)

# CreateTrafficMirrorTarget

Creates a target for your Traffic Mirror session.

A Traffic Mirror target is the destination for mirrored traffic. The Traffic Mirror source and the Traffic Mirror target (monitoring appliances) can be in the same VPC, or in different VPCs connected via VPC peering or a transit gateway.

A Traffic Mirror target can be a network interface, a Network Load Balancer, or a Gateway Load Balancer endpoint.

To use the target in a Traffic Mirror session, use [CreateTrafficMirrorSession](#).

## Request Parameters

The following parameters are for this specific action. For more information about required and optional parameters that are common to all actions, see [Common Query Parameters](#).

### ClientToken

Unique, case-sensitive identifier that you provide to ensure the idempotency of the request. For more information, see [How to ensure idempotency](#).

Type: String

Required: No

### Description

The description of the Traffic Mirror target.

Type: String

Required: No

### DryRun

Checks whether you have the required permissions for the action, without actually making the request, and provides an error response. If you have the required permissions, the error response is `DryRunOperation`. Otherwise, it is `UnauthorizedOperation`.

Type: Boolean

Required: No

### **GatewayLoadBalancerEndpointId**

The ID of the Gateway Load Balancer endpoint.

Type: String

Required: No

### **NetworkInterfaceId**

The network interface ID that is associated with the target.

Type: String

Required: No

### **NetworkLoadBalancerArn**

The Amazon Resource Name (ARN) of the Network Load Balancer that is associated with the target.

Type: String

Required: No

### **TagSpecification.N**

The tags to assign to the Traffic Mirror target.

Type: Array of [TagSpecification](#) objects

Required: No

## **Response Elements**

The following elements are returned by the service.

### **clientToken**

Unique, case-sensitive identifier that you provide to ensure the idempotency of the request. For more information, see [How to ensure idempotency](#).

Type: String

## requestId

The ID of the request.

Type: String

## trafficMirrorTarget

Information about the Traffic Mirror target.

Type: [TrafficMirrorTarget](#) object

## Errors

For information about the errors that are common to all actions, see [Common client error codes](#).

## See Also

For more information about using this API in one of the language-specific AWS SDKs, see the following:

- [AWS Command Line Interface](#)
- [AWS SDK for .NET](#)
- [AWS SDK for C++](#)
- [AWS SDK for Go v2](#)
- [AWS SDK for Java V2](#)
- [AWS SDK for JavaScript V3](#)
- [AWS SDK for PHP V3](#)
- [AWS SDK for Python](#)
- [AWS SDK for Ruby V3](#)

# CreateTransitGateway

Creates a transit gateway.

You can use a transit gateway to interconnect your virtual private clouds (VPC) and on-premises networks. After the transit gateway enters the available state, you can attach your VPCs and VPN connections to the transit gateway.

To attach your VPCs, use [CreateTransitGatewayVpcAttachment](#).

To attach a VPN connection, use [CreateCustomerGateway](#) to create a customer gateway and specify the ID of the customer gateway and the ID of the transit gateway in a call to [CreateVpnConnection](#).

When you create a transit gateway, we create a default transit gateway route table and use it as the default association route table and the default propagation route table. You can use [CreateTransitGatewayRouteTable](#) to create additional transit gateway route tables. If you disable automatic route propagation, we do not create a default transit gateway route table. You can use [EnableTransitGatewayRouteTablePropagation](#) to propagate routes from a resource attachment to a transit gateway route table. If you disable automatic associations, you can use [AssociateTransitGatewayRouteTable](#) to associate a resource attachment with a transit gateway route table.

## Request Parameters

The following parameters are for this specific action. For more information about required and optional parameters that are common to all actions, see [Common Query Parameters](#).

### Description

A description of the transit gateway.

Type: String

Required: No

### DryRun

Checks whether you have the required permissions for the action, without actually making the request, and provides an error response. If you have the required permissions, the error response is `DryRunOperation`. Otherwise, it is `UnauthorizedOperation`.

Type: Boolean

Required: No

### Options

The transit gateway options.

Type: [TransitGatewayRequestOptions](#) object

Required: No

### TagSpecification.N

The tags to apply to the transit gateway.

Type: Array of [TagSpecification](#) objects

Required: No

## Response Elements

The following elements are returned by the service.

### requestId

The ID of the request.

Type: String

### transitGateway

Information about the transit gateway.

Type: [TransitGateway](#) object

## Errors

For information about the errors that are common to all actions, see [Common client error codes](#).

## See Also

For more information about using this API in one of the language-specific AWS SDKs, see the following:



- [AWS Command Line Interface](#)
- [AWS SDK for .NET](#)
- [AWS SDK for C++](#)
- [AWS SDK for Go v2](#)
- [AWS SDK for Java V2](#)
- [AWS SDK for JavaScript V3](#)
- [AWS SDK for PHP V3](#)
- [AWS SDK for Python](#)
- [AWS SDK for Ruby V3](#)

# CreateTransitGatewayConnect

Creates a Connect attachment from a specified transit gateway attachment. A Connect attachment is a GRE-based tunnel attachment that you can use to establish a connection between a transit gateway and an appliance.

A Connect attachment uses an existing VPC or AWS Direct Connect attachment as the underlying transport mechanism.

## Request Parameters

The following parameters are for this specific action. For more information about required and optional parameters that are common to all actions, see [Common Query Parameters](#).

### DryRun

Checks whether you have the required permissions for the action, without actually making the request, and provides an error response. If you have the required permissions, the error response is `DryRunOperation`. Otherwise, it is `UnauthorizedOperation`.

Type: Boolean

Required: No

### Options

The Connect attachment options.

Type: [CreateTransitGatewayConnectRequestOptions](#) object

Required: Yes

### TagSpecification.N

The tags to apply to the Connect attachment.

Type: Array of [TagSpecification](#) objects

Required: No

### TransportTransitGatewayAttachmentId

The ID of the transit gateway attachment. You can specify a VPC attachment or AWS Direct Connect attachment.

Type: String

Required: Yes

## Response Elements

The following elements are returned by the service.

### **requestId**

The ID of the request.

Type: String

### **transitGatewayConnect**

Information about the Connect attachment.

Type: [TransitGatewayConnect](#) object

## Errors

For information about the errors that are common to all actions, see [Common client error codes](#).

## See Also

For more information about using this API in one of the language-specific AWS SDKs, see the following:

- [AWS Command Line Interface](#)
- [AWS SDK for .NET](#)
- [AWS SDK for C++](#)
- [AWS SDK for Go v2](#)
- [AWS SDK for Java V2](#)
- [AWS SDK for JavaScript V3](#)
- [AWS SDK for PHP V3](#)
- [AWS SDK for Python](#)
- [AWS SDK for Ruby V3](#)



# CreateTransitGatewayConnectPeer

Creates a Connect peer for a specified transit gateway Connect attachment between a transit gateway and an appliance.

The peer address and transit gateway address must be the same IP address family (IPv4 or IPv6).

For more information, see [Connect peers](#) in the *AWS Transit Gateways Guide*.

## Request Parameters

The following parameters are for this specific action. For more information about required and optional parameters that are common to all actions, see [Common Query Parameters](#).

### BgpOptions

The BGP options for the Connect peer.

Type: [TransitGatewayConnectRequestBgpOptions](#) object

Required: No

### DryRun

Checks whether you have the required permissions for the action, without actually making the request, and provides an error response. If you have the required permissions, the error response is `DryRunOperation`. Otherwise, it is `UnauthorizedOperation`.

Type: Boolean

Required: No

### InsideCidrBlocks.N

The range of inside IP addresses that are used for BGP peering. You must specify a size /29 IPv4 CIDR block from the 169.254.0.0/16 range. The first address from the range must be configured on the appliance as the BGP IP address. You can also optionally specify a size /125 IPv6 CIDR block from the fd00::/8 range.

Type: Array of strings

Required: Yes

## PeerAddress

The peer IP address (GRE outer IP address) on the appliance side of the Connect peer.

Type: String

Required: Yes

## TagSpecification.N

The tags to apply to the Connect peer.

Type: Array of [TagSpecification](#) objects

Required: No

## TransitGatewayAddress

The peer IP address (GRE outer IP address) on the transit gateway side of the Connect peer, which must be specified from a transit gateway CIDR block. If not specified, Amazon automatically assigns the first available IP address from the transit gateway CIDR block.

Type: String

Required: No

## TransitGatewayAttachmentId

The ID of the Connect attachment.

Type: String

Required: Yes

## Response Elements

The following elements are returned by the service.

### requestId

The ID of the request.

Type: String

## transitGatewayConnectPeer

Information about the Connect peer.

Type: [TransitGatewayConnectPeer](#) object

## Errors

For information about the errors that are common to all actions, see [Common client error codes](#).

## See Also

For more information about using this API in one of the language-specific AWS SDKs, see the following:

- [AWS Command Line Interface](#)
- [AWS SDK for .NET](#)
- [AWS SDK for C++](#)
- [AWS SDK for Go v2](#)
- [AWS SDK for Java V2](#)
- [AWS SDK for JavaScript V3](#)
- [AWS SDK for PHP V3](#)
- [AWS SDK for Python](#)
- [AWS SDK for Ruby V3](#)

# CreateTransitGatewayMulticastDomain

Creates a multicast domain using the specified transit gateway.

The transit gateway must be in the available state before you create a domain. Use [DescribeTransitGateways](#) to see the state of transit gateway.

## Request Parameters

The following parameters are for this specific action. For more information about required and optional parameters that are common to all actions, see [Common Query Parameters](#).

### DryRun

Checks whether you have the required permissions for the action, without actually making the request, and provides an error response. If you have the required permissions, the error response is `DryRunOperation`. Otherwise, it is `UnauthorizedOperation`.

Type: Boolean

Required: No

### Options

The options for the transit gateway multicast domain.

Type: [CreateTransitGatewayMulticastDomainRequestOptions](#) object

Required: No

### TagSpecification.N

The tags for the transit gateway multicast domain.

Type: Array of [TagSpecification](#) objects

Required: No

### TransitGatewayId

The ID of the transit gateway.

Type: String



Required: Yes

## Response Elements

The following elements are returned by the service.

### **requestId**

The ID of the request.

Type: String

### **transitGatewayMulticastDomain**

Information about the transit gateway multicast domain.

Type: [TransitGatewayMulticastDomain](#) object

## Errors

For information about the errors that are common to all actions, see [Common client error codes](#).

## Examples

### Example 1

This example creates a multicast domain for the specified transit gateway.

### Sample Request

```
https://ec2.amazonaws.com/?Action=CreateTransitMulticastDomain
&TransitGatewayId=tgw-0d88d2d0d5EXAMPLE
&AUTHPARAMS
```

### Sample Response

```
<CreateTransitGatewayMulticastDomainResponse xmlns="http://ec2.amazonaws.com/
doc/2016-11-15/">
  <requestId>763fb04b-258f-4710-8f91-b202aEXAMPLE</requestId>
  <transitGatewayMulticastDomain>
    <creationTime>2019-11-20T22:02:03.000Z</creationTime>
```

```
<state>pending</state>
  <transitGatewayId>tgw-0d88d2d0d5EXAMPLE</transitGatewayId>
  <transitGatewayMulticastDomainId>tgw-mcast-domain-02bb79002EXAMPLE</
transitGatewayMulticastDomainId>
  </transitGatewayMulticastDomain>
</CreateTransitGatewayMulticastDomainResponse>
```

## See Also

For more information about using this API in one of the language-specific AWS SDKs, see the following:

- [AWS Command Line Interface](#)
- [AWS SDK for .NET](#)
- [AWS SDK for C++](#)
- [AWS SDK for Go v2](#)
- [AWS SDK for Java V2](#)
- [AWS SDK for JavaScript V3](#)
- [AWS SDK for PHP V3](#)
- [AWS SDK for Python](#)
- [AWS SDK for Ruby V3](#)

# CreateTransitGatewayPeeringAttachment

Requests a transit gateway peering attachment between the specified transit gateway (requester) and a peer transit gateway (accepter). The peer transit gateway can be in your account or a different AWS account.

After you create the peering attachment, the owner of the accepter transit gateway must accept the attachment request.

## Request Parameters

The following parameters are for this specific action. For more information about required and optional parameters that are common to all actions, see [Common Query Parameters](#).

### DryRun

Checks whether you have the required permissions for the action, without actually making the request, and provides an error response. If you have the required permissions, the error response is `DryRunOperation`. Otherwise, it is `UnauthorizedOperation`.

Type: Boolean

Required: No

### Options

Requests a transit gateway peering attachment.

Type: [CreateTransitGatewayPeeringAttachmentRequestOptions](#) object

Required: No

### PeerAccountId

The ID of the AWS account that owns the peer transit gateway.

Type: String

Required: Yes

### PeerRegion

The Region where the peer transit gateway is located.

Type: String

Required: Yes

### **PeerTransitGatewayId**

The ID of the peer transit gateway with which to create the peering attachment.

Type: String

Required: Yes

### **TagSpecification.N**

The tags to apply to the transit gateway peering attachment.

Type: Array of [TagSpecification](#) objects

Required: No

### **TransitGatewayId**

The ID of the transit gateway.

Type: String

Required: Yes

## **Response Elements**

The following elements are returned by the service.

### **requestId**

The ID of the request.

Type: String

### **transitGatewayPeeringAttachment**

The transit gateway peering attachment.

Type: [TransitGatewayPeeringAttachment](#) object

## Errors

For information about the errors that are common to all actions, see [Common client error codes](#).

## Examples

### Example

This example creates a transit gateway peering attachment for the specified transit gateways. The acceptor (peer) transit gateway is in the us-west-2 Region.

### Sample Request

```
https://ec2.amazonaws.com/?Action=CreateTransitGatewayPeeringAttachment
&TransitGatewayId=tgw-11223344aabbcc112
&PeerTransitGatewayId=tgw-1234567890abc1234
&PeerAccountId=123456789012
&PeerRegion=us-west-2
&AUTHPARAMS
```

### Sample Response

```
<CreateTransitGatewayPeeringAttachmentResponse xmlns="http://ec2.amazonaws.com/doc/2016-11-15/">
  <requestId>701859fa-6a57-4e55-858c-e63example</requestId>
  <transitGatewayPeeringAttachment>
    <accepterTgwInfo>
      <ownerId>123456789012</ownerId>
      <region>us-west-2</region>
      <transitGatewayId>tgw-1234567890abc1234</transitGatewayId>
    </accepterTgwInfo>
    <creationTime>2019-11-11T11:36:30.000Z</creationTime>
    <requesterTgwInfo>
      <ownerId>123456789012</ownerId>
      <region>us-east-1</region>
      <transitGatewayId>tgw-11223344aabbcc112</transitGatewayId>
    </requesterTgwInfo>
    <state>initiatingRequest</state>
    <transitGatewayAttachmentId>tgw-attach-0a73702c5c7123123</
transitGatewayAttachmentId>
  </transitGatewayPeeringAttachment>
</CreateTransitGatewayPeeringAttachmentResponse>
```

## See Also

For more information about using this API in one of the language-specific AWS SDKs, see the following:

- [AWS Command Line Interface](#)
- [AWS SDK for .NET](#)
- [AWS SDK for C++](#)
- [AWS SDK for Go v2](#)
- [AWS SDK for Java V2](#)
- [AWS SDK for JavaScript V3](#)
- [AWS SDK for PHP V3](#)
- [AWS SDK for Python](#)
- [AWS SDK for Ruby V3](#)

# CreateTransitGatewayPolicyTable

Creates a transit gateway policy table.

## Request Parameters

The following parameters are for this specific action. For more information about required and optional parameters that are common to all actions, see [Common Query Parameters](#).

### DryRun

Checks whether you have the required permissions for the action, without actually making the request, and provides an error response. If you have the required permissions, the error response is `DryRunOperation`. Otherwise, it is `UnauthorizedOperation`.

Type: Boolean

Required: No

### TagSpecifications.N

The tags specification for the transit gateway policy table created during the request.

Type: Array of [TagSpecification](#) objects

Required: No

### TransitGatewayId

The ID of the transit gateway used for the policy table.

Type: String

Required: Yes

## Response Elements

The following elements are returned by the service.

### requestId

The ID of the request.

Type: String

## **transitGatewayPolicyTable**

Describes the created transit gateway policy table.

Type: [TransitGatewayPolicyTable](#) object

## **Errors**

For information about the errors that are common to all actions, see [Common client error codes](#).

## **See Also**

For more information about using this API in one of the language-specific AWS SDKs, see the following:

- [AWS Command Line Interface](#)
- [AWS SDK for .NET](#)
- [AWS SDK for C++](#)
- [AWS SDK for Go v2](#)
- [AWS SDK for Java V2](#)
- [AWS SDK for JavaScript V3](#)
- [AWS SDK for PHP V3](#)
- [AWS SDK for Python](#)
- [AWS SDK for Ruby V3](#)



# CreateTransitGatewayPrefixListReference

Creates a reference (route) to a prefix list in a specified transit gateway route table.

## Request Parameters

The following parameters are for this specific action. For more information about required and optional parameters that are common to all actions, see [Common Query Parameters](#).

### Blackhole

Indicates whether to drop traffic that matches this route.

Type: Boolean

Required: No

### DryRun

Checks whether you have the required permissions for the action, without actually making the request, and provides an error response. If you have the required permissions, the error response is `DryRunOperation`. Otherwise, it is `UnauthorizedOperation`.

Type: Boolean

Required: No

### PrefixListId

The ID of the prefix list that is used for destination matches.

Type: String

Required: Yes

### TransitGatewayAttachmentId

The ID of the attachment to which traffic is routed.

Type: String

Required: No

### TransitGatewayRouteTableId

The ID of the transit gateway route table.

Type: String

Required: Yes

## Response Elements

The following elements are returned by the service.

### **requestId**

The ID of the request.

Type: String

### **transitGatewayPrefixListReference**

Information about the prefix list reference.

Type: [TransitGatewayPrefixListReference](#) object

## Errors

For information about the errors that are common to all actions, see [Common client error codes](#).

## Examples

### Example

This example creates a reference to a prefix list in the specified transit gateway route table.

### Sample Request

```
https://ec2.amazonaws.com/?Action=CreateTransitGatewayPrefixListReference
&TransitGatewayRouteTableId=tgw-rtb-0f98a0a5d09abcabc
&PrefixListId=pl-001122334455aabbcc
&TransitGatewayAttachmentId=tgw-attach-01234567abcabcabc
&AUTHPARAMS
```

### Sample Response

```
<CreateTransitGatewayPrefixListReferenceResponse xmlns="http://ec2.amazonaws.com/
doc/2016-11-15/">
```

```
<requestId>326fdc31-cd8d-491a-824a-example</requestId>
<transitGatewayPrefixListReference>
  <blackhole>>false</blackhole>
  <prefixListId>pl-001122334455aabb</prefixListId>
  <prefixListOwnerId>123456789012</prefixListOwnerId>
  <state>pending</state>
  <transitGatewayAttachment>
    <resourceId>vpn-12312312312312312</resourceId>
    <resourceType>vpn</resourceType>
    <transitGatewayAttachmentId>tgw-attach-01234567abcabc</
transitGatewayAttachmentId>
  </transitGatewayAttachment>
  <transitGatewayRouteTableId>tgw-rtb-0f98a0a5d09abcabc</
transitGatewayRouteTableId>
</transitGatewayPrefixListReference>
</CreateTransitGatewayPrefixListReferenceResponse>
```

## See Also

For more information about using this API in one of the language-specific AWS SDKs, see the following:

- [AWS Command Line Interface](#)
- [AWS SDK for .NET](#)
- [AWS SDK for C++](#)
- [AWS SDK for Go v2](#)
- [AWS SDK for Java V2](#)
- [AWS SDK for JavaScript V3](#)
- [AWS SDK for PHP V3](#)
- [AWS SDK for Python](#)
- [AWS SDK for Ruby V3](#)

# CreateTransitGatewayRoute

Creates a static route for the specified transit gateway route table.

## Request Parameters

The following parameters are for this specific action. For more information about required and optional parameters that are common to all actions, see [Common Query Parameters](#).

### Blackhole

Indicates whether to drop traffic that matches this route.

Type: Boolean

Required: No

### DestinationCidrBlock

The CIDR range used for destination matches. Routing decisions are based on the most specific match.

Type: String

Required: Yes

### DryRun

Checks whether you have the required permissions for the action, without actually making the request, and provides an error response. If you have the required permissions, the error response is `DryRunOperation`. Otherwise, it is `UnauthorizedOperation`.

Type: Boolean

Required: No

### TransitGatewayAttachmentId

The ID of the attachment.

Type: String

Required: No

## TransitGatewayRouteTableId

The ID of the transit gateway route table.

Type: String

Required: Yes

## Response Elements

The following elements are returned by the service.

### requestId

The ID of the request.

Type: String

### route

Information about the route.

Type: [TransitGatewayRoute](#) object

## Errors

For information about the errors that are common to all actions, see [Common client error codes](#).

## See Also

For more information about using this API in one of the language-specific AWS SDKs, see the following:

- [AWS Command Line Interface](#)
- [AWS SDK for .NET](#)
- [AWS SDK for C++](#)
- [AWS SDK for Go v2](#)
- [AWS SDK for Java V2](#)
- [AWS SDK for JavaScript V3](#)

- [AWS SDK for PHP V3](#)
- [AWS SDK for Python](#)
- [AWS SDK for Ruby V3](#)

# CreateTransitGatewayRouteTable

Creates a route table for the specified transit gateway.

## Request Parameters

The following parameters are for this specific action. For more information about required and optional parameters that are common to all actions, see [Common Query Parameters](#).

### DryRun

Checks whether you have the required permissions for the action, without actually making the request, and provides an error response. If you have the required permissions, the error response is `DryRunOperation`. Otherwise, it is `UnauthorizedOperation`.

Type: Boolean

Required: No

### TagSpecifications.N

The tags to apply to the transit gateway route table.

Type: Array of [TagSpecification](#) objects

Required: No

### TransitGatewayId

The ID of the transit gateway.

Type: String

Required: Yes

## Response Elements

The following elements are returned by the service.

### requestId

The ID of the request.

Type: String

## transitGatewayRouteTable

Information about the transit gateway route table.

Type: [TransitGatewayRouteTable](#) object

## Errors

For information about the errors that are common to all actions, see [Common client error codes](#).

## Examples

### Example

This example creates a transit gateway route table for the specified transit gateway.

### Sample Request

```
https://ec2.amazonaws.com/?Action=CreateTransitGatewayRouteTable
&TransitGatewayId=tgw-02f776b1a7EXAMPLE
&AUTHPARAMS
```

### Sample Response

```
<CreateTransitGatewayRouteTableResponse xmlns="http://ec2.amazonaws.com/
doc/2016-11-15/">
  <requestId>9c6751fa-a1ee-4006-92a8-c6cc1816a0f5</requestId>
  <transitGatewayRouteTable>
    <creationTime>2019-07-17T20:27:26.000Z</creationTime>
    <defaultAssociationRouteTable>>false</defaultAssociationRouteTable>
    <defaultPropagationRouteTable>>false</defaultPropagationRouteTable>
    <state>pending</state>
    <transitGatewayId>tgw-02f776b1a7EXAMPLE</transitGatewayId>
    <transitGatewayRouteTableId>tgw-rtb-0b6f6aaa01EXAMPLE</
transitGatewayRouteTableId>
  </transitGatewayRouteTable>
</CreateTransitGatewayRouteTableResponse>
```

## See Also

For more information about using this API in one of the language-specific AWS SDKs, see the following:



- [AWS Command Line Interface](#)
- [AWS SDK for .NET](#)
- [AWS SDK for C++](#)
- [AWS SDK for Go v2](#)
- [AWS SDK for Java V2](#)
- [AWS SDK for JavaScript V3](#)
- [AWS SDK for PHP V3](#)
- [AWS SDK for Python](#)
- [AWS SDK for Ruby V3](#)

# CreateTransitGatewayRouteTableAnnouncement

Advertises a new transit gateway route table.

## Request Parameters

The following parameters are for this specific action. For more information about required and optional parameters that are common to all actions, see [Common Query Parameters](#).

### DryRun

Checks whether you have the required permissions for the action, without actually making the request, and provides an error response. If you have the required permissions, the error response is `DryRunOperation`. Otherwise, it is `UnauthorizedOperation`.

Type: Boolean

Required: No

### PeeringAttachmentId

The ID of the peering attachment.

Type: String

Required: Yes

### TagSpecification.N

The tags specifications applied to the transit gateway route table announcement.

Type: Array of [TagSpecification](#) objects

Required: No

### TransitGatewayRouteTableId

The ID of the transit gateway route table.

Type: String

Required: Yes

## Response Elements

The following elements are returned by the service.

### **requestId**

The ID of the request.

Type: String

### **transitGatewayRouteTableAnnouncement**

Provides details about the transit gateway route table announcement.

Type: [TransitGatewayRouteTableAnnouncement](#) object

## Errors

For information about the errors that are common to all actions, see [Common client error codes](#).

## See Also

For more information about using this API in one of the language-specific AWS SDKs, see the following:

- [AWS Command Line Interface](#)
- [AWS SDK for .NET](#)
- [AWS SDK for C++](#)
- [AWS SDK for Go v2](#)
- [AWS SDK for Java V2](#)
- [AWS SDK for JavaScript V3](#)
- [AWS SDK for PHP V3](#)
- [AWS SDK for Python](#)
- [AWS SDK for Ruby V3](#)

# CreateTransitGatewayVpcAttachment

Attaches the specified VPC to the specified transit gateway.

If you attach a VPC with a CIDR range that overlaps the CIDR range of a VPC that is already attached, the new VPC CIDR range is not propagated to the default propagation route table.

To send VPC traffic to an attached transit gateway, add a route to the VPC route table using [CreateRoute](#).

## Request Parameters

The following parameters are for this specific action. For more information about required and optional parameters that are common to all actions, see [Common Query Parameters](#).

### DryRun

Checks whether you have the required permissions for the action, without actually making the request, and provides an error response. If you have the required permissions, the error response is `DryRunOperation`. Otherwise, it is `UnauthorizedOperation`.

Type: Boolean

Required: No

### Options

The VPC attachment options.

Type: [CreateTransitGatewayVpcAttachmentRequestOptions](#) object

Required: No

### SubnetIds.N

The IDs of one or more subnets. You can specify only one subnet per Availability Zone. You must specify at least one subnet, but we recommend that you specify two subnets for better availability. The transit gateway uses one IP address from each specified subnet.

Type: Array of strings

Required: Yes

## TagSpecifications.N

The tags to apply to the VPC attachment.

Type: Array of [TagSpecification](#) objects

Required: No

## TransitGatewayId

The ID of the transit gateway.

Type: String

Required: Yes

## VpcId

The ID of the VPC.

Type: String

Required: Yes

## Response Elements

The following elements are returned by the service.

### requestId

The ID of the request.

Type: String

### transitGatewayVpcAttachment

Information about the VPC attachment.

Type: [TransitGatewayVpcAttachment](#) object

## Errors

For information about the errors that are common to all actions, see [Common client error codes](#).

# Examples

## Example

This example creates a transit gateway VPC attachment for the specified transit gateway.

### Sample Request

```
https://ec2.amazonaws.com/?Action=CreateTransitGatewayVpcAttachment
&TransitGatewayId=tgw-02f776b1a7EXAMPLE
&VpcID=vpc-0065acced4EXAMPLE
&SubnetIds.1=subnet-0187aff814EXAMPLE
&Options.DnsSupport=enable
&Options.Ipv6Support=disable
&AUTHPARAMS
```

### Sample Response

```
<CreateTransitGatewayVpcAttachmentResponse xmlns="http://ec2.amazonaws.com/
doc/2016-11-15/">
  <requestId>374ab4fd-5ccd-4d98-93f5-034c80f67d79</requestId>
  <transitGatewayVpcAttachment>
    <creationTime>2019-07-17T16:04:27.000Z</creationTime>
    <options>
      <dnsSupport>enable</dnsSupport>
      <ipv6Support>disable</ipv6Support>
    </options>
    <state>pending</state>
    <subnetIds>
      <item>subnet-0187aff814EXAMPLE</item>
    </subnetIds>
    <transitGatewayAttachmentId>tgw-attach-0d2c54bdb3EXAMPLE</
transitGatewayAttachmentId>
    <transitGatewayId>tgw-02f776b1a7EXAMPLE</transitGatewayId>
    <vpcId>vpc-0065acced4EXAMPLE</vpcId>
    <vpcOwnerId>111122223333</vpcOwnerId>
  </transitGatewayVpcAttachment>
</CreateTransitGatewayVpcAttachmentResponse>
```

## See Also

For more information about using this API in one of the language-specific AWS SDKs, see the following:

- [AWS Command Line Interface](#)
- [AWS SDK for .NET](#)
- [AWS SDK for C++](#)
- [AWS SDK for Go v2](#)
- [AWS SDK for Java V2](#)
- [AWS SDK for JavaScript V3](#)
- [AWS SDK for PHP V3](#)
- [AWS SDK for Python](#)
- [AWS SDK for Ruby V3](#)

# CreateVerifiedAccessEndpoint

An AWS Verified Access endpoint is where you define your application along with an optional endpoint-level access policy.

## Request Parameters

The following parameters are for this specific action. For more information about required and optional parameters that are common to all actions, see [Common Query Parameters](#).

### ApplicationDomain

The DNS name for users to reach your application.

Type: String

Required: Yes

### AttachmentType

The type of attachment.

Type: String

Valid Values: vpc

Required: Yes

### ClientToken

A unique, case-sensitive token that you provide to ensure idempotency of your modification request. For more information, see [Ensuring idempotency](#).

Type: String

Required: No

### Description

A description for the Verified Access endpoint.

Type: String

Required: No



## DomainCertificateArn

The ARN of the public TLS/SSL certificate in AWS Certificate Manager to associate with the endpoint. The CN in the certificate must match the DNS name your end users will use to reach your application.

Type: String

Required: Yes

## DryRun

Checks whether you have the required permissions for the action, without actually making the request, and provides an error response. If you have the required permissions, the error response is `DryRunOperation`. Otherwise, it is `UnauthorizedOperation`.

Type: Boolean

Required: No

## EndpointDomainPrefix

A custom identifier that is prepended to the DNS name that is generated for the endpoint.

Type: String

Required: Yes

## EndpointType

The type of Verified Access endpoint to create.

Type: String

Valid Values: `load-balancer` | `network-interface`

Required: Yes

## LoadBalancerOptions

The load balancer details. This parameter is required if the endpoint type is `load-balancer`.

Type: [CreateVerifiedAccessEndpointLoadBalancerOptions](#) object

Required: No

## NetworkInterfaceOptions

The network interface details. This parameter is required if the endpoint type is `network-interface`.

Type: [CreateVerifiedAccessEndpointEniOptions](#) object

Required: No

## PolicyDocument

The Verified Access policy document.

Type: String

Required: No

## SecurityGroupIds.N

The IDs of the security groups to associate with the Verified Access endpoint. Required if `AttachmentType` is set to `vpc`.

Type: Array of strings

Required: No

## SseSpecification

The options for server side encryption.

Type: [VerifiedAccessSseSpecificationRequest](#) object

Required: No

## TagSpecification.N

The tags to assign to the Verified Access endpoint.

Type: Array of [TagSpecification](#) objects

Required: No

## VerifiedAccessGroupId

The ID of the Verified Access group to associate the endpoint with.

Type: String

Required: Yes

## Response Elements

The following elements are returned by the service.

### **requestId**

The ID of the request.

Type: String

### **verifiedAccessEndpoint**

Details about the Verified Access endpoint.

Type: [VerifiedAccessEndpoint](#) object

## Errors

For information about the errors that are common to all actions, see [Common client error codes](#).

## See Also

For more information about using this API in one of the language-specific AWS SDKs, see the following:

- [AWS Command Line Interface](#)
- [AWS SDK for .NET](#)
- [AWS SDK for C++](#)
- [AWS SDK for Go v2](#)
- [AWS SDK for Java V2](#)
- [AWS SDK for JavaScript V3](#)
- [AWS SDK for PHP V3](#)
- [AWS SDK for Python](#)
- [AWS SDK for Ruby V3](#)

# CreateVerifiedAccessGroup

An AWS Verified Access group is a collection of AWS Verified Access endpoints who's associated applications have similar security requirements. Each instance within a Verified Access group shares an Verified Access policy. For example, you can group all Verified Access instances associated with "sales" applications together and use one common Verified Access policy.

## Request Parameters

The following parameters are for this specific action. For more information about required and optional parameters that are common to all actions, see [Common Query Parameters](#).

### ClientToken

A unique, case-sensitive token that you provide to ensure idempotency of your modification request. For more information, see [Ensuring idempotency](#).

Type: String

Required: No

### Description

A description for the Verified Access group.

Type: String

Required: No

### DryRun

Checks whether you have the required permissions for the action, without actually making the request, and provides an error response. If you have the required permissions, the error response is `DryRunOperation`. Otherwise, it is `UnauthorizedOperation`.

Type: Boolean

Required: No

### PolicyDocument

The Verified Access policy document.

Type: String

Required: No

### **SseSpecification**

The options for server side encryption.

Type: [VerifiedAccessSseSpecificationRequest](#) object

Required: No

### **TagSpecification.N**

The tags to assign to the Verified Access group.

Type: Array of [TagSpecification](#) objects

Required: No

### **VerifiedAccessInstanceId**

The ID of the Verified Access instance.

Type: String

Required: Yes

## **Response Elements**

The following elements are returned by the service.

### **requestId**

The ID of the request.

Type: String

### **verifiedAccessGroup**

Details about the Verified Access group.

Type: [VerifiedAccessGroup](#) object

## **Errors**

For information about the errors that are common to all actions, see [Common client error codes](#).

## See Also

For more information about using this API in one of the language-specific AWS SDKs, see the following:

- [AWS Command Line Interface](#)
- [AWS SDK for .NET](#)
- [AWS SDK for C++](#)
- [AWS SDK for Go v2](#)
- [AWS SDK for Java V2](#)
- [AWS SDK for JavaScript V3](#)
- [AWS SDK for PHP V3](#)
- [AWS SDK for Python](#)
- [AWS SDK for Ruby V3](#)

# CreateVerifiedAccessInstance

An AWS Verified Access instance is a regional entity that evaluates application requests and grants access only when your security requirements are met.

## Request Parameters

The following parameters are for this specific action. For more information about required and optional parameters that are common to all actions, see [Common Query Parameters](#).

### ClientToken

A unique, case-sensitive token that you provide to ensure idempotency of your modification request. For more information, see [Ensuring idempotency](#).

Type: String

Required: No

### Description

A description for the Verified Access instance.

Type: String

Required: No

### DryRun

Checks whether you have the required permissions for the action, without actually making the request, and provides an error response. If you have the required permissions, the error response is `DryRunOperation`. Otherwise, it is `UnauthorizedOperation`.

Type: Boolean

Required: No

### FIPSEnabled

Enable or disable support for Federal Information Processing Standards (FIPS) on the instance.

Type: Boolean

Required: No

## TagSpecification.N

The tags to assign to the Verified Access instance.

Type: Array of [TagSpecification](#) objects

Required: No

## Response Elements

The following elements are returned by the service.

### requestId

The ID of the request.

Type: String

### verifiedAccessInstance

Details about the Verified Access instance.

Type: [VerifiedAccessInstance](#) object

## Errors

For information about the errors that are common to all actions, see [Common client error codes](#).

## See Also

For more information about using this API in one of the language-specific AWS SDKs, see the following:

- [AWS Command Line Interface](#)
- [AWS SDK for .NET](#)
- [AWS SDK for C++](#)
- [AWS SDK for Go v2](#)
- [AWS SDK for Java V2](#)
- [AWS SDK for JavaScript V3](#)



- [AWS SDK for PHP V3](#)
- [AWS SDK for Python](#)
- [AWS SDK for Ruby V3](#)

# CreateVerifiedAccessTrustProvider

A trust provider is a third-party entity that creates, maintains, and manages identity information for users and devices. When an application request is made, the identity information sent by the trust provider is evaluated by Verified Access before allowing or denying the application request.

## Request Parameters

The following parameters are for this specific action. For more information about required and optional parameters that are common to all actions, see [Common Query Parameters](#).

### ClientToken

A unique, case-sensitive token that you provide to ensure idempotency of your modification request. For more information, see [Ensuring idempotency](#).

Type: String

Required: No

### Description

A description for the Verified Access trust provider.

Type: String

Required: No

### DeviceOptions

The options for a device-based trust provider. This parameter is required when the provider type is device.

Type: [CreateVerifiedAccessTrustProviderDeviceOptions](#) object

Required: No

### DeviceTrustProviderType

The type of device-based trust provider. This parameter is required when the provider type is device.

Type: String

Valid Values: jamf | crowdstrike | jumpcloud

Required: No

### **DryRun**

Checks whether you have the required permissions for the action, without actually making the request, and provides an error response. If you have the required permissions, the error response is `DryRunOperation`. Otherwise, it is `UnauthorizedOperation`.

Type: Boolean

Required: No

### **OidcOptions**

The options for a OpenID Connect-compatible user-identity trust provider. This parameter is required when the provider type is `user`.

Type: [CreateVerifiedAccessTrustProviderOidcOptions](#) object

Required: No

### **PolicyReferenceName**

The identifier to be used when working with policy rules.

Type: String

Required: Yes

### **SseSpecification**

The options for server side encryption.

Type: [VerifiedAccessSseSpecificationRequest](#) object

Required: No

### **TagSpecification.N**

The tags to assign to the Verified Access trust provider.

Type: Array of [TagSpecification](#) objects

Required: No

### **TrustProviderType**

The type of trust provider.

Type: String

Valid Values: `user` | `device`

Required: Yes

### **UserTrustProviderType**

The type of user-based trust provider. This parameter is required when the provider type is `user`.

Type: String

Valid Values: `iam-identity-center` | `oidc`

Required: No

## **Response Elements**

The following elements are returned by the service.

### **requestId**

The ID of the request.

Type: String

### **verifiedAccessTrustProvider**

Details about the Verified Access trust provider.

Type: [VerifiedAccessTrustProvider](#) object

## **Errors**

For information about the errors that are common to all actions, see [Common client error codes](#).

## **See Also**

For more information about using this API in one of the language-specific AWS SDKs, see the following:

- [AWS Command Line Interface](#)
- [AWS SDK for .NET](#)
- [AWS SDK for C++](#)
- [AWS SDK for Go v2](#)
- [AWS SDK for Java V2](#)
- [AWS SDK for JavaScript V3](#)
- [AWS SDK for PHP V3](#)
- [AWS SDK for Python](#)
- [AWS SDK for Ruby V3](#)

# CreateVolume

Creates an EBS volume that can be attached to an instance in the same Availability Zone.

You can create a new empty volume or restore a volume from an EBS snapshot. Any AWS Marketplace product codes from the snapshot are propagated to the volume.

You can create encrypted volumes. Encrypted volumes must be attached to instances that support Amazon EBS encryption. Volumes that are created from encrypted snapshots are also automatically encrypted. For more information, see [Amazon EBS encryption](#) in the *Amazon EBS User Guide*.

You can tag your volumes during creation. For more information, see [Tag your Amazon EC2 resources](#) in the *Amazon EC2 User Guide*.

For more information, see [Create an Amazon EBS volume](#) in the *Amazon EBS User Guide*.

## Request Parameters

The following parameters are for this specific action. For more information about required and optional parameters that are common to all actions, see [Common Query Parameters](#).

### AvailabilityZone

The ID of the Availability Zone in which to create the volume. For example, us-east-1a.

Type: String

Required: Yes

### ClientToken

Unique, case-sensitive identifier that you provide to ensure the idempotency of the request. For more information, see [Ensure Idempotency](#).

Type: String

Required: No

### DryRun

Checks whether you have the required permissions for the action, without actually making the request, and provides an error response. If you have the required permissions, the error response is `DryRunOperation`. Otherwise, it is `UnauthorizedOperation`.

Type: Boolean

Required: No

## Encrypted

Indicates whether the volume should be encrypted. The effect of setting the encryption state to `true` depends on the volume origin (new or from a snapshot), starting encryption state, ownership, and whether encryption by default is enabled. For more information, see [Encryption by default](#) in the *Amazon EBS User Guide*.

Encrypted Amazon EBS volumes must be attached to instances that support Amazon EBS encryption. For more information, see [Supported instance types](#).

Type: Boolean

Required: No

## iopts

The number of I/O operations per second (IOPS). For `gp3`, `io1`, and `io2` volumes, this represents the number of IOPS that are provisioned for the volume. For `gp2` volumes, this represents the baseline performance of the volume and the rate at which the volume accumulates I/O credits for bursting.

The following are the supported values for each volume type:

- `gp3`: 3,000 - 16,000 IOPS
- `io1`: 100 - 64,000 IOPS
- `io2`: 100 - 256,000 IOPS

For `io2` volumes, you can achieve up to 256,000 IOPS on [instances built on the Nitro System](#). On other instances, you can achieve performance up to 32,000 IOPS.

This parameter is required for `io1` and `io2` volumes. The default for `gp3` volumes is 3,000 IOPS. This parameter is not supported for `gp2`, `st1`, `sc1`, or standard volumes.

Type: Integer

Required: No

## KmsKeyId

The identifier of the AWS KMS key to use for Amazon EBS encryption. If this parameter is not specified, your AWS KMS key for Amazon EBS is used. If `KmsKeyId` is specified, the `encrypted` state must be `true`.

You can specify the KMS key using any of the following:

- Key ID. For example, 1234abcd-12ab-34cd-56ef-1234567890ab.
- Key alias. For example, alias/ExampleAlias.
- Key ARN. For example, arn:aws:kms:us-east-1:012345678910:key/1234abcd-12ab-34cd-56ef-1234567890ab.
- Alias ARN. For example, arn:aws:kms:us-east-1:012345678910:alias/ExampleAlias.

AWS authenticates the KMS key asynchronously. Therefore, if you specify an ID, alias, or ARN that is not valid, the action can appear to complete, but eventually fails.

Type: String

Required: No

## MultiAttachEnabled

Indicates whether to enable Amazon EBS Multi-Attach. If you enable Multi-Attach, you can attach the volume to up to 16 [Instances built on the Nitro System](#) in the same Availability Zone. This parameter is supported with `io1` and `io2` volumes only. For more information, see [Amazon EBS Multi-Attach](#) in the *Amazon EBS User Guide*.

Type: Boolean

Required: No

## OutpostArn

The Amazon Resource Name (ARN) of the Outpost on which to create the volume.

If you intend to use a volume with an instance running on an outpost, then you must create the volume on the same outpost as the instance. You can't use a volume created in an AWS Region with an instance on an AWS outpost, or the other way around.

Type: String

Required: No



## Size

The size of the volume, in GiBs. You must specify either a snapshot ID or a volume size. If you specify a snapshot, the default is the snapshot size. You can specify a volume size that is equal to or larger than the snapshot size.

The following are the supported volumes sizes for each volume type:

- gp2 and gp3: 1 - 16,384 GiB
- io1: 4 - 16,384 GiB
- io2: 4 - 65,536 GiB
- st1 and sc1: 125 - 16,384 GiB
- standard: 1 - 1024 GiB

Type: Integer

Required: No

## SnapshotId

The snapshot from which to create the volume. You must specify either a snapshot ID or a volume size.

Type: String

Required: No

## TagSpecification.N

The tags to apply to the volume during creation.

Type: Array of [TagSpecification](#) objects

Required: No

## Throughput

The throughput to provision for a volume, with a maximum of 1,000 MiB/s.

This parameter is valid only for gp3 volumes.

Valid Range: Minimum value of 125. Maximum value of 1000.

Type: Integer

Required: No

## VolumeType

The volume type. This parameter can be one of the following values:

- General Purpose SSD: gp2 | gp3
- Provisioned IOPS SSD: io1 | io2
- Throughput Optimized HDD: st1
- Cold HDD: sc1
- Magnetic: standard

### Important

Throughput Optimized HDD (st1) and Cold HDD (sc1) volumes can't be used as boot volumes.

For more information, see [Amazon EBS volume types](#) in the *Amazon EBS User Guide*.

Default: gp2

Type: String

Valid Values: standard | io1 | io2 | gp2 | sc1 | st1 | gp3

Required: No

## Response Elements

The following elements are returned by the service.

### attachmentSet

#### Note

This parameter is not returned by CreateVolume.

Information about the volume attachments.

Type: Array of [VolumeAttachment](#) objects

**availabilityZone**

The Availability Zone for the volume.

Type: String

**createTime**


The time stamp when volume creation was initiated.

Type: Timestamp

**encrypted**

Indicates whether the volume is encrypted.

Type: Boolean

**fastRestored** **Note**

This parameter is not returned by CreateVolume.

Indicates whether the volume was created using fast snapshot restore.

Type: Boolean

**iops**

The number of I/O operations per second (IOPS). For gp3, io1, and io2 volumes, this represents the number of IOPS that are provisioned for the volume. For gp2 volumes, this represents the baseline performance of the volume and the rate at which the volume accumulates I/O credits for bursting.

Type: Integer

**kmsKeyId**

The Amazon Resource Name (ARN) of the AWS KMS key that was used to protect the volume encryption key for the volume.

Type: String

**multiAttachEnabled**

Indicates whether Amazon EBS Multi-Attach is enabled.

Type: Boolean

**outpostArn**

The Amazon Resource Name (ARN) of the Outpost.

Type: String

**requestId**

The ID of the request.

Type: String

**size**

The size of the volume, in GiBs.

Type: Integer

**snapshotId**

The snapshot from which the volume was created, if applicable.

Type: String

**sseType** **Note**

This parameter is not returned by CreateVolume.

Reserved for future use.

Type: String

Valid Values: sse-efs | sse-kms | none

**status**

The volume state.

Type: String

Valid Values: `creating` | `available` | `in-use` | `deleting` | `deleted` | `error`

### **tagSet**

Any tags assigned to the volume.

Type: Array of [Tag](#) objects

### **throughput**

The throughput that the volume supports, in MiB/s.

Type: Integer

### **volumeId**

The ID of the volume.

Type: String

### **volumeType**

The volume type.

Type: String

Valid Values: `standard` | `io1` | `io2` | `gp2` | `sc1` | `st1` | `gp3`

## **Errors**

For information about the errors that are common to all actions, see [Common client error codes](#).

## **Examples**

### **Example 1**

This example request creates an 150 GiB Multi-Attach enabled `io1` volume in the `us-east-1a` Availability Zone.

### **Sample Request**

```
https://ec2.amazonaws.com/?Action=CreateVolume
```

```
&VolumeType=io1
&Size=150
&Iops=7500
&AvailabilityZone=us-east-1a
&MultiAttachEnabled=true
&AUTHPARAMS
```

## Sample Response

```
<CreateVolumeResponse xmlns="http://ec2.amazonaws.com/doc/2016-11-15/">
  <requestId>59dbff89-35bd-4eac-99ed-be587EXAMPLE</requestId>
  <volumeId>vol-1234567890abcdef0</volumeId>
  <size>150</size>
  <iops>7500</iops>
  <snapshotId/>
  <availabilityZone>us-east-1a</availabilityZone>
  <status>creating</status>
  <createTime>YYYY-MM-DDTHH:MM:SS.000Z</createTime>
  <volumeType>io1;</volumeType>
  <encrypted>true</encrypted>
  <multiAttachEnabled>true</multiAttachEnabled>
</CreateVolumeResponse>
```

## Example 2

This example request creates an 80 GiB encrypted volume in the Availability Zone us-east-1a.

## Sample Request

```
https://ec2.amazonaws.com/?Action=CreateVolume
&Size=80
&AvailabilityZone=us-east-1a
&Encrypted=true
&AUTHPARAMS
```

## Sample Response

```
<CreateVolumeResponse xmlns="http://ec2.amazonaws.com/doc/2016-11-15/">
  <requestId>248f69ab-c7a9-4ad2-8e7c-b7556EXAMPLE</requestId>
  <volumeId>vol-08bf1d00afabcdef0</volumeId>
  <size>80</size>
  <snapshotId></snapshotId>
```

```
<availabilityZone>us-east-1a</availabilityZone>
<status>creating</status>
<createTime>2020-11-30T10:39:56.000Z</createTime>
<volumeType>gp2</volumeType>
<iops>189</iops>
<encrypted>true</encrypted>
<kmsKeyId>arn:aws:kms:us-east-1:123456789012:key/237eb1a7-2fa1-44dc-
b95e-6c526EXAMPLE</kmsKeyId>
<tagSet/>
<multiAttachEnabled>>false</multiAttachEnabled>
</CreateVolumeResponse>
```

### Example 3

This example request creates a volume and applies a tag with a key of `stack` and a value of `production`.

### Sample Request

```
https://ec2.amazonaws.com/?Action=CreateVolume
&Size=80
&AvailabilityZone=us-east-1a
&TagSpecification.1.ResourceType=volume
&TagSpecification.1.Tag.1.Key=stack
&TagSpecification.1.Tag.1.Value=production
&AUTHPARAMS
```

### Sample Response

```
<CreateVolumeResponse xmlns="http://ec2.amazonaws.com/doc/2016-11-15/">
  <requestId>bb216d10-54b9-4bc2-958d-fcfe2EXAMPLE</requestId>
  <volumeId>vol-043c91f2fa4abcdef</volumeId>
  <size>80</size>
  <snapshotId></snapshotId>
  <availabilityZone>us-east-1a</availabilityZone>
  <status>creating</status>
  <createTime>2020-11-30T10:47:43.000Z</createTime>
  <volumeType>gp2</volumeType>
  <iops>189</iops>
  <encrypted>true</encrypted>
  <kmsKeyId>arn:aws:kms:us-east-1:123456789012:key/237eb1a7-2fa1-44dc-
b95e-6c526EXAMPLE</kmsKeyId>
```

```
<tagSet>
  <item>
    <key>stack</key>
    <value>production</value>
  </item>
</tagSet>
<multiAttachEnabled>>false</multiAttachEnabled>
</CreateVolumeResponse>
```

## See Also

For more information about using this API in one of the language-specific AWS SDKs, see the following:

- [AWS Command Line Interface](#)
- [AWS SDK for .NET](#)
- [AWS SDK for C++](#)
- [AWS SDK for Go v2](#)
- [AWS SDK for Java V2](#)
- [AWS SDK for JavaScript V3](#)
- [AWS SDK for PHP V3](#)
- [AWS SDK for Python](#)
- [AWS SDK for Ruby V3](#)



# CreateVpc

Creates a VPC with the specified CIDR blocks. For more information, see [IP addressing for your VPCs and subnets](#) in the *Amazon VPC User Guide*.

You can optionally request an IPv6 CIDR block for the VPC. You can request an Amazon-provided IPv6 CIDR block from Amazon's pool of IPv6 addresses or an IPv6 CIDR block from an IPv6 address pool that you provisioned through bring your own IP addresses ([BYOIP](#)).

By default, each instance that you launch in the VPC has the default DHCP options, which include only a default DNS server that we provide (AmazonProvidedDNS). For more information, see [DHCP option sets](#) in the *Amazon VPC User Guide*.

You can specify the instance tenancy value for the VPC when you create it. You can't change this value for the VPC after you create it. For more information, see [Dedicated Instances](#) in the *Amazon EC2 User Guide*.

## Request Parameters

The following parameters are for this specific action. For more information about required and optional parameters that are common to all actions, see [Common Query Parameters](#).

### AmazonProvidedIpv6CidrBlock

Requests an Amazon-provided IPv6 CIDR block with a /56 prefix length for the VPC. You cannot specify the range of IP addresses, or the size of the CIDR block.

Type: Boolean

Required: No

### CidrBlock

The IPv4 network range for the VPC, in CIDR notation. For example, `10.0.0.0/16`. We modify the specified CIDR block to its canonical form; for example, if you specify `100.68.0.18/18`, we modify it to `100.68.0.0/18`.

Type: String

Required: No

## DryRun

Checks whether you have the required permissions for the action, without actually making the request, and provides an error response. If you have the required permissions, the error response is `DryRunOperation`. Otherwise, it is `UnauthorizedOperation`.

Type: Boolean

Required: No

## InstanceTenancy

The tenancy options for instances launched into the VPC. For `default`, instances are launched with shared tenancy by default. You can launch instances with any tenancy into a shared tenancy VPC. For `dedicated`, instances are launched as dedicated tenancy instances by default. You can only launch instances with a tenancy of `dedicated` or `host` into a dedicated tenancy VPC.

**Important:** The `host` value cannot be used with this parameter. Use the `default` or `dedicated` values only.

Default: `default`

Type: String

Valid Values: `default` | `dedicated` | `host`

Required: No

## Ipv4IpamPoolId

The ID of an IPv4 IPAM pool you want to use for allocating this VPC's CIDR. For more information, see [What is IPAM?](#) in the *Amazon VPC IPAM User Guide*.

Type: String

Required: No

## Ipv4NetmaskLength

The netmask length of the IPv4 CIDR you want to allocate to this VPC from an Amazon VPC IP Address Manager (IPAM) pool. For more information about IPAM, see [What is IPAM?](#) in the *Amazon VPC IPAM User Guide*.

Type: Integer

Required: No

### **Ipv6CidrBlock**

The IPv6 CIDR block from the IPv6 address pool. You must also specify `Ipv6Pool1` in the request.

To let Amazon choose the IPv6 CIDR block for you, omit this parameter.

Type: String

Required: No

### **Ipv6CidrBlockNetworkBorderGroup**

The name of the location from which we advertise the IPV6 CIDR block. Use this parameter to limit the address to this location.

You must set `AmazonProvidedIpv6CidrBlock` to `true` to use this parameter.

Type: String

Required: No

### **Ipv6IpamPoolId**

The ID of an IPv6 IPAM pool which will be used to allocate this VPC an IPv6 CIDR. IPAM is a VPC feature that you can use to automate your IP address management workflows including assigning, tracking, troubleshooting, and auditing IP addresses across AWS Regions and accounts throughout your AWS Organization. For more information, see [What is IPAM?](#) in the *Amazon VPC IPAM User Guide*.

Type: String

Required: No

### **Ipv6NetmaskLength**

The netmask length of the IPv6 CIDR you want to allocate to this VPC from an Amazon VPC IP Address Manager (IPAM) pool. For more information about IPAM, see [What is IPAM?](#) in the *Amazon VPC IPAM User Guide*.

Type: Integer

Required: No

### **Ipv6Pool**

The ID of an IPv6 address pool from which to allocate the IPv6 CIDR block.

Type: String

Required: No

### **TagSpecification.N**

The tags to assign to the VPC.

Type: Array of [TagSpecification](#) objects

Required: No

## **Response Elements**

The following elements are returned by the service.

### **requestId**

The ID of the request.

Type: String

### **vpc**

Information about the VPC.

Type: [Vpc](#) object

## **Errors**

For information about the errors that are common to all actions, see [Common client error codes](#).

## **Examples**

### **Example 1**

This example creates a VPC with the IPv4 CIDR block `10.0.0.0/16` and a tag with the key set to tag and the value set to example.

## Sample Request

```
https://ec2.amazonaws.com/?Action=CreateVpc
&CidrBlock=10.0.0.0/16
&TagSpecification.1.ResourceType=vpc
&TagSpecification.1.Key=vpc
&TagSpecification.1.Value=example
&AUTHPARAMS
```

## Sample Response

```
<CreateVpcResponse xmlns="http://ec2.amazonaws.com/doc/2016-11-15/">
  <requestId>63c5a2ed-4195-4445-b841-294629e7d8bd</requestId>
  <vpc>
    <vpcId>vpc-06b7830650EXAMPLE</vpcId>
    <ownerId>111122223333</ownerId>
    <state>pending</state>
    <cidrBlock>10.0.0.0/16</cidrBlock>
    <cidrBlockAssociationSet>
      <item>
        <cidrBlock>10.0.0.0/16</cidrBlock>
        <associationId>vpc-cidr-assoc-017043e963EXAMPLE</associationId>
        <cidrBlockState>
          <state>associated</state>
        </cidrBlockState>
      </item>
    </cidrBlockAssociationSet>
    <ipv6CidrBlockAssociationSet/>
    <dhcpOptionsId>dopt-19edf471</dhcpOptionsId>
    <tagSet/>
    <instanceTenancy>default</instanceTenancy>
    <isDefault>>false</isDefault>
    <tagSet>
      <item>
        <key>example</key>
        <value>tag</value>
      </item>
    </tagSet>
  </vpc>
</CreateVpcResponse>
```

## Example 2

This example creates a VPC with the dedicated tenancy option.

### Sample Request

```
https://ec2.amazonaws.com/?Action=CreateVpc
&CidrBlock=10.32.0.0/16
&InstanceTenancy=dedicated
&AUTHPARAMS
```

### Sample Response

```
<CreateVpcResponse xmlns="http://ec2.amazonaws.com/doc/2016-11-15/">
  <requestId>1d536f17-5a03-4030-95b4-4d051e65e7bb</requestId>
  <vpc>
    <vpcId>vpc-07ddea827dEXAMPLE</vpcId>
    <ownerId>111122223333</ownerId>
    <state>pending</state>
    <cidrBlock>10.32.0.0/16</cidrBlock>
    <cidrBlockAssociationSet>
      <item>
        <cidrBlock>10.32.0.0/16</cidrBlock>
        <associationId>vpc-cidr-assoc-0cc7b90dfeEXAMPLE</associationId>
        <cidrBlockState>
          <state>associated</state>
        </cidrBlockState>
      </item>
    </cidrBlockAssociationSet>
    <ipv6CidrBlockAssociationSet/>
    <dhcpOptionsId>dopt-19edf471</dhcpOptionsId>
    <tagSet/>
    <instanceTenancy>dedicated</instanceTenancy>
    <isDefault>>false</isDefault>
  </vpc>
</CreateVpcResponse>
```

## Example 3

This example creates a VPC and requests an IPv6 CIDR block for the VPC.

## Sample Request

```
https://ec2.amazonaws.com/?Action=CreateVpc
&CidrBlock=10.0.0.0/16
&AmazonProvidedIpv6CidrBlock=true
&AUTHPARAMS
```

## Sample Response

```
<CreateVpcResponse xmlns="http://ec2.amazonaws.com/doc/2016-11-15/">
  <requestId>b1a2b2b5-5806-4e24-824b-0c8996c608c1</requestId>
  <vpc>
    <vpcId>vpc-03914afb3ed6c7632</vpcId>
    <ownerId>111122223333</ownerId>
    <state>pending</state>
    <cidrBlock>10.0.0.0/16</cidrBlock>
    <cidrBlockAssociationSet>
      <item>
        <cidrBlock>10.0.0.0/16</cidrBlock>
        <associationId>vpc-cidr-assoc-03ca48bbbeEXAMPLE</associationId>
        <cidrBlockState>
          <state>associated</state>
        </cidrBlockState>
      </item>
    </cidrBlockAssociationSet>
    <ipv6CidrBlockAssociationSet>
      <item>
        <ipv6CidrBlock></ipv6CidrBlock>
        <associationId>vpc-cidr-assoc-0bd6cc7621EXAMPLE</associationId>
        <ipv6CidrBlockState>
          <state>associating</state>
        </ipv6CidrBlockState>
      </item>
    </ipv6CidrBlockAssociationSet>
    <dhcpOptionsId>dopt-19edf471</dhcpOptionsId>
    <tagSet/>
    <instanceTenancy>default</instanceTenancy>
    <isDefault>>false</isDefault>
  </vpc>
</CreateVpcResponse>
```

## Example 4

This example creates a VPC and requests an IPv6 CIDR block for the VPC for the specified Network Border Group.

### Sample Request

```
https://ec2.amazonaws.com/?Action=CreateVpc
&CidrBlock=10.0.0.0/16
&AmazonProvidedIpv6CidrBlock=true
&Ipv6CidrBlockNetworkBorderGroup=us-west-2-lax-1
&AUTHPARAMS
```

### Sample Response

```
<CreateVpcResponse xmlns="http://ec2.amazonaws.com/doc/2016-11-15/">
  <requestId>b1a2b2b5-5806-4e24-824b-0c8996c608c1</requestId>
  <vpc>
    <vpcId>vpc-03914afb3ed6c7632</vpcId>
    <ownerId>111122223333</ownerId>
    <state>pending</state>
    <cidrBlock>10.0.0.0/16</cidrBlock>
    <cidrBlockAssociationSet>
      <item>
        <cidrBlock>10.0.0.0/16</cidrBlock>
        <associationId>vpc-cidr-assoc-03ca48bbbeEXAMPLE</associationId>
        <cidrBlockState>
          <state>associated</state>
        </cidrBlockState>
      </item>
    </cidrBlockAssociationSet>
    <ipv6CidrBlockAssociationSet>
      <item>
        <ipv6CidrBlock></ipv6CidrBlock>
        <associationId>vpc-cidr-assoc-0bd6cc7621EXAMPLE</associationId>
        <ipv6CidrBlockState>
          <state>associating</state>
        </ipv6CidrBlockState>
        <Ipv6CidrBlockNetworkBorderGroup>us-west-2-lax-1</
Ipv6CidrBlockNetworkBorderGroup>
      </item>
    </ipv6CidrBlockAssociationSet>
    <dhcpOptionsId>dopt-19edf471</dhcpOptionsId>
```



```
<tagSet/>
<instanceTenancy>default</instanceTenancy>
<isDefault>false</isDefault>
<availabilityZone>us-west-2-lax-1a</availabilityZone>
</vpc>
</CreateVpcResponse>
```

## See Also

For more information about using this API in one of the language-specific AWS SDKs, see the following:

- [AWS Command Line Interface](#)
- [AWS SDK for .NET](#)
- [AWS SDK for C++](#)
- [AWS SDK for Go v2](#)
- [AWS SDK for Java V2](#)
- [AWS SDK for JavaScript V3](#)
- [AWS SDK for PHP V3](#)
- [AWS SDK for Python](#)
- [AWS SDK for Ruby V3](#)

# CreateVpcEndpoint

Creates a VPC endpoint. A VPC endpoint provides a private connection between the specified VPC and the specified endpoint service. You can use an endpoint service provided by AWS, an AWS Marketplace Partner, or another AWS account. For more information, see the [AWS PrivateLink User Guide](#).

Use [DescribeVpcEndpointServices](#) to list the supported services.

## Request Parameters

The following parameters are for this specific action. For more information about required and optional parameters that are common to all actions, see [Common Query Parameters](#).

### ClientToken

Unique, case-sensitive identifier that you provide to ensure the idempotency of the request. For more information, see [How to ensure idempotency](#).

Type: String

Required: No

### DnsOptions

The DNS options for the endpoint.

Type: [DnsOptionsSpecification](#) object

Required: No

### DryRun

Checks whether you have the required permissions for the action, without actually making the request, and provides an error response. If you have the required permissions, the error response is `DryRunOperation`. Otherwise, it is `UnauthorizedOperation`.

Type: Boolean

Required: No

### IpAddressType

The IP address type for the endpoint.

Type: String

Valid Values: `ipv4` | `dualstack` | `ipv6`

Required: No

### **PolicyDocument**

(Interface and gateway endpoints) A policy to attach to the endpoint that controls access to the service. The policy must be in valid JSON format. If this parameter is not specified, we attach a default policy that allows full access to the service.

Type: String

Required: No

### **PrivateDnsEnabled**

(Interface endpoint) Indicates whether to associate a private hosted zone with the specified VPC. The private hosted zone contains a record set for the default public DNS name for the service for the Region (for example, `kinesis.us-east-1.amazonaws.com`), which resolves to the private IP addresses of the endpoint network interfaces in the VPC. This enables you to make requests to the default public DNS name for the service instead of the public DNS names that are automatically generated by the VPC endpoint service.

To use a private hosted zone, you must set the following VPC attributes to `true`: `enableDnsHostnames` and `enableDnsSupport`. Use [ModifyVpcAttribute](#) to set the VPC attributes.

Default: `true`

Type: Boolean

Required: No

### **RouteTableId.N**

(Gateway endpoint) The route table IDs.

Type: Array of strings

Required: No

## **SecurityGroupIds.N**

(Interface endpoint) The IDs of the security groups to associate with the endpoint network interfaces. If this parameter is not specified, we use the default security group for the VPC.

Type: Array of strings

Required: No

## **ServiceName**

The name of the endpoint service.

Type: String

Required: Yes

## **SubnetConfiguration.N**

The subnet configurations for the endpoint.

Type: Array of [SubnetConfiguration](#) objects

Required: No

## **SubnetIds.N**

(Interface and Gateway Load Balancer endpoints) The IDs of the subnets in which to create endpoint network interfaces. For a Gateway Load Balancer endpoint, you can specify only one subnet.

Type: Array of strings

Required: No

## **TagSpecification.N**

The tags to associate with the endpoint.

Type: Array of [TagSpecification](#) objects

Required: No

## **VpcEndpointType**

The type of endpoint.

Default: Gateway

Type: String

Valid Values: Interface | Gateway | GatewayLoadBalancer

Required: No

## VpcId

The ID of the VPC.

Type: String

Required: Yes

## Response Elements

The following elements are returned by the service.

### clientToken

Unique, case-sensitive identifier that you provide to ensure the idempotency of the request.

Type: String

### requestId

The ID of the request.

Type: String

### vpcEndpoint

Information about the endpoint.

Type: [VpcEndpoint](#) object

## Errors

For information about the errors that are common to all actions, see [Common client error codes](#).

## Examples

### Example 1

This example creates a gateway endpoint between `vpc-1a2b3c4d` and Amazon S3 in `us-east-1`, and associates route table `rtb-11aa22bb` with the endpoint.

#### Sample Request

```
https://ec2.amazonaws.com/?Action=CreateVpcEndpoint
&VpcId=vpc-1a2b3c4d
&ServiceName=com.amazonaws.us-east-1.s3
&RouteTableId.1=rtb-11aa22bb
&AUTHPARAMS
```

#### Sample Response

```
<CreateVpcEndpointResponse xmlns="http://ec2.amazonaws.com/doc/2016-11-15/">
  <vpcEndpoint>
    <vpcId>vpc-1a2b3c4d</vpcId>
    <state>available</state>
    <routeTableIdSet>
      <item>rtb-11aa22bb</item>
    </routeTableIdSet>
    <vpcEndpointId>vpce-abc12345</vpcEndpointId>
    <creationTimestamp>2015-02-20T16:46:40Z</creationTimestamp>
    <policyDocument>{"Version":"2008-10-17","Statement":
[{"Sid":"","Effect":"Allow","Principal":"*","Action":"*","Resource":"*"}]}</
policyDocument>
    <serviceName>com.amazonaws.us-west-1.s3</serviceName>
  </vpcEndpoint>
  <requestId>4b373100-473a-46a0-9006-example</requestId>
</CreateVpcEndpointResponse>
```

### Example 2

This example creates an interface endpoint between `vpc-1a2b3c4d` and Elastic Load Balancing in `us-east-1` in subnet `subnet-1a2b3c4d`, and associates security group `sg-11aa22bb` with the network interface.

## Sample Request

```
https://ec2.amazonaws.com/?Action=CreateVpcEndpoint
&VpcId=vpc-1a2b3c4d
&ServiceName=com.amazonaws.us-east-1.elasticloadbalancing
&VpcEndpointType=Interface
&SubnetId.1=subnet-1a2b3c4d
&SecurityGroupId.1=sg-11aa22bb
&AUTHPARAMS
```

## Sample Response

```
<CreateVpcEndpointResponse xmlns="http://ec2.amazonaws.com/doc/2016-11-15/">
  <requestId>bf5a49f9-4c36-41c9-a4be-13dexample</requestId>
  <vpcEndpoint>
    <policyDocument>{
      "Statement": [
        {
          "Action": "*",
          "Effect": "Allow",
          "Principal": "*",
          "Resource": "*"
        }
      ]
    }</policyDocument>
    <routeTableIdSet/>
    <dnsEntrySet>
      <item>
        <hostedZoneId>Z7HUB22UULQXV</hostedZoneId>
        <dnsName>vpce-0324151a02f327ff5-3k8nfxtt.elasticloadbalancing.us-
east-1.vpce.amazonaws.com</dnsName>
      </item>
      <item>
        <hostedZoneId>Z7HUB22UULQXV</hostedZoneId>
        <dnsName>vpce-0324151a02f327ff5-3k8nfxtt-us-
east-1a.elasticloadbalancing.us-east-1.vpce.amazonaws.com</dnsName>
      </item>
      <item>
        <hostedZoneId>Z2THV5YBYUN78V</hostedZoneId>
        <dnsName>elasticloadbalancing.us-east-1.amazonaws.com</dnsName>
      </item>
    </dnsEntrySet>
    <serviceName>com.amazonaws.us-east-1.elasticloadbalancing</serviceName>
```

```

    <privateDnsEnabled>true</privateDnsEnabled>
    <groupSet>
      <item>
        <groupName>default</groupName>
        <groupId>sg-11aa22bb</groupId>
      </item>
    </groupSet>
    <vpcEndpointId>vpce-0324151a02f327ff5</vpcEndpointId>
    <subnetIdSet>
      <item>subnet-1a2b3c4d</item>
    </subnetIdSet>
    <networkInterfaceIdSet>
      <item>eni-cd1a3319</item>
    </networkInterfaceIdSet>
    <vpcEndpointType>Interface</vpcEndpointType>
    <vpcId>vpc-1a2b3c4d</vpcId>
    <creationTimestamp>2017-09-05T20:57:46.307Z</creationTimestamp>
    <state>pending</state>
  </vpcEndpoint>
</CreateVpcEndpointResponse>

```

### Example 3

This example creates a Gateway Load Balancer endpoint between vpc-11122223333344445 and a VPC endpoint service that's configured using a Gateway Load Balancer.

### Sample Request

```

https://ec2.amazonaws.com/?Action=CreateVpcEndpoint
&VpcId=vpc-11122223333344445
&ServiceName=com.amazonaws.vpce.us-east-1.vpce-svc-123abcc1298abc123
&VpcEndpointType=GatewayLoadBalancer
&SubnetId.1=subnet-aaaa1111bbbb22233
&AUTHPARAMS

```

### Sample Response

```

<CreateVpcEndpointResponse xmlns="http://ec2.amazonaws.com/doc/2016-11-15/">
  <requestId>bf5a49f9-4c36-41c9-a4be-13dexample</requestId>
  <vpcEndpoint>
    <ownerId>123456789012</ownerId>
    <requesterManaged>>false</requesterManaged>
  </vpcEndpoint>
</CreateVpcEndpointResponse>

```



```
<serviceName>com.amazonaws.vpce.us-east-1.vpce-svc-123abcc1298abc123</
serviceName>
  <vpceEndpointId>vpce-bbbbb2222222333</vpceEndpointId>
  <subnetIdSet>
    <item>subnet-aaaa1111bbbb22233</item>
  </subnetIdSet>
  <networkInterfaceIdSet>
    <item>eni-111111122222aaa</item>
  </networkInterfaceIdSet>
  <vpceEndpointType>GatewayLoadBalancer</vpceEndpointType>
  <vpceId>vpce-1112223333344445</vpceId>
  <creationTimestamp>2020-11-11T08:06:03.522Z</creationTimestamp>
  <state>pending</state>
</vpceEndpoint>
</CreateVpceEndpointResponse>
```

## See Also

For more information about using this API in one of the language-specific AWS SDKs, see the following:

- [AWS Command Line Interface](#)
- [AWS SDK for .NET](#)
- [AWS SDK for C++](#)
- [AWS SDK for Go v2](#)
- [AWS SDK for Java V2](#)
- [AWS SDK for JavaScript V3](#)
- [AWS SDK for PHP V3](#)
- [AWS SDK for Python](#)
- [AWS SDK for Ruby V3](#)

# CreateVpcEndpointConnectionNotification

Creates a connection notification for a specified VPC endpoint or VPC endpoint service. A connection notification notifies you of specific endpoint events. You must create an SNS topic to receive notifications. For more information, see [Creating an Amazon SNS topic](#) in the *Amazon SNS Developer Guide*.

You can create a connection notification for interface endpoints only.

## Request Parameters

The following parameters are for this specific action. For more information about required and optional parameters that are common to all actions, see [Common Query Parameters](#).

### ClientToken

Unique, case-sensitive identifier that you provide to ensure the idempotency of the request. For more information, see [How to ensure idempotency](#).

Type: String

Required: No

### ConnectionEvents.N

The endpoint events for which to receive notifications. Valid values are Accept, Connect, Delete, and Reject.

Type: Array of strings

Required: Yes

### ConnectionNotificationArn

The ARN of the SNS topic for the notifications.

Type: String

Required: Yes

### DryRun

Checks whether you have the required permissions for the action, without actually making the request, and provides an error response. If you have the required permissions, the error response is `DryRunOperation`. Otherwise, it is `UnauthorizedOperation`.

Type: Boolean

Required: No

### **ServiceId**

The ID of the endpoint service.

Type: String

Required: No

### **VpcEndpointId**

The ID of the endpoint.

Type: String

Required: No

## **Response Elements**

The following elements are returned by the service.

### **clientToken**

Unique, case-sensitive identifier that you provide to ensure the idempotency of the request.

Type: String

### **connectionNotification**

Information about the notification.

Type: [ConnectionNotification](#) object

### **requestId**

The ID of the request.

Type: String

## **Errors**

For information about the errors that are common to all actions, see [Common client error codes](#).

## Examples

### Example 1

This example creates a notification for the endpoint `vpce-1234151a02f327123`. The notification is sent when the endpoint is rejected or deleted.

#### Sample Request

```
https://ec2.amazonaws.com/?Action=CreateVpcEndpointConnectionNotification
&VpcEndpointId=vpce-1234151a02f327123
&ConnectionNotificationArn=arn:aws:sns:us-east-1:123456789012:endpointtopic
&ConnectionEvents.1=Reject
&ConnectionEvents.2=Delete
&AUTHPARAMS
```

#### Sample Response

```
<CreateVpcEndpointConnectionNotificationResponse xmlns="http://ec2.amazonaws.com/
doc/2016-11-15/">
  <requestId>6bf51e2a-a99e-4839-af31-a0d72example</requestId>
  <connectionNotification>
    <connectionNotificationArn>arn:aws:sns:us-east-1:123456789012:endpointtopic</
connectionNotificationArn>
    <connectionEvents>
      <item>Delete</item>
      <item>Reject</item>
    </connectionEvents>
    <connectionNotificationType>Topic</connectionNotificationType>
    <connectionNotificationState>Enabled</connectionNotificationState>
    <connectionNotificationId>vpce-nfn-04bcb952bc8af759b</connectionNotificationId>
    <vpcEndpointId>vpce-1234151a02f327123</vpcEndpointId>
  </connectionNotification>
</CreateVpcEndpointConnectionNotificationResponse>
```

## See Also

For more information about using this API in one of the language-specific AWS SDKs, see the following:

- [AWS Command Line Interface](#)

- [AWS SDK for .NET](#)
- [AWS SDK for C++](#)
- [AWS SDK for Go v2](#)
- [AWS SDK for Java V2](#)
- [AWS SDK for JavaScript V3](#)
- [AWS SDK for PHP V3](#)
- [AWS SDK for Python](#)
- [AWS SDK for Ruby V3](#)

# CreateVpcEndpointServiceConfiguration

Creates a VPC endpoint service to which service consumers (AWS accounts, users, and IAM roles) can connect.

Before you create an endpoint service, you must create one of the following for your service:

- A [Network Load Balancer](#). Service consumers connect to your service using an interface endpoint.
- A [Gateway Load Balancer](#). Service consumers connect to your service using a Gateway Load Balancer endpoint.

If you set the private DNS name, you must prove that you own the private DNS domain name.

For more information, see the [AWS PrivateLink Guide](#).

## Request Parameters

The following parameters are for this specific action. For more information about required and optional parameters that are common to all actions, see [Common Query Parameters](#).

### AcceptanceRequired

Indicates whether requests from service consumers to create an endpoint to your service must be accepted manually.

To accept a request manually, use [AcceptVpcEndpointConnections](#). To reject a request, use [RejectVpcEndpointConnections](#).

Type: Boolean

Required: No

### ClientToken

Unique, case-sensitive identifier that you provide to ensure the idempotency of the request. For more information, see [How to ensure idempotency](#).

Type: String

Required: No

## DryRun

Checks whether you have the required permissions for the action, without actually making the request, and provides an error response. If you have the required permissions, the error response is `DryRunOperation`. Otherwise, it is `UnauthorizedOperation`.

Type: Boolean

Required: No

## GatewayLoadBalancerArn.N

The Amazon Resource Names (ARNs) of the Gateway Load Balancers.

Type: Array of strings

Required: No

## NetworkLoadBalancerArn.N

The Amazon Resource Names (ARNs) of the Network Load Balancers.

Type: Array of strings

Required: No

## PrivateDnsName

(Interface endpoint configuration) The private DNS name to assign to the VPC endpoint service.

Type: String

Required: No

## SupportedIpAddressType.N

The supported IP address types. The possible values are `ipv4` and `ipv6`.

Type: Array of strings

Required: No

## TagSpecification.N

The tags to associate with the service.

Type: Array of [TagSpecification](#) objects

Required: No

## Response Elements

The following elements are returned by the service.

### **clientToken**

Unique, case-sensitive identifier that you provide to ensure the idempotency of the request.

Type: String

### **requestId**

The ID of the request.

Type: String

### **serviceConfiguration**

Information about the service configuration.

Type: [ServiceConfiguration](#) object

## Errors

For information about the errors that are common to all actions, see [Common client error codes](#).

## Examples

### Example 1

This example creates a VPC endpoint service configuration using the specified Network Load Balancer. This example also specifies that requests to connect to the service through a VPC endpoint must be accepted or rejected manually.

### Sample Request

```
https://ec2.amazonaws.com/?Action=CreateVpcEndpointServiceConfiguration
&NetworkLoadBalancerArn.1=arn:aws:elasticloadbalancing:us-
east-1:123456789012:loadbalancer/net/my-nlb/e94221227f1ba532
&AcceptanceRequired=true
```



`&AUTHPARAMS`

## Sample Response

```
<CreateVpcEndpointServiceConfigurationResponse xmlns="http://ec2.amazonaws.com/doc/2016-11-15/">
  <requestId>1b2f25d4-9d9f-4256-a8e3-297f7example</requestId>
  <serviceConfiguration>
    <serviceState>Available</serviceState>
    <serviceType>
      <item>
        <serviceType>Interface</serviceType>
      </item>
    </serviceType>
    <baseEndpointDnsNameSet>
      <item>vpce-svc-0552b9c1298c4f123.us-east-1.vpce.amazonaws.com</item>
    </baseEndpointDnsNameSet>
    <acceptanceRequired>true</acceptanceRequired>
    <availabilityZoneSet>
      <item>us-east-1d</item>
    </availabilityZoneSet>
    <serviceId>vpce-svc-0552b9c1298c4f123</serviceId>
    <serviceName>com.amazonaws.vpce.us-east-1.vpce-svc-0552b9c1298c4f123</
serviceName>
    <networkLoadBalancerArnSet>
      <item>arn:aws:elasticloadbalancing:us-east-1:123456789012:loadbalancer/net/
my-nlb/e94221227f1ba532</item>
    </networkLoadBalancerArnSet>
  </serviceConfiguration>
</CreateVpcEndpointServiceConfigurationResponse>
```

## Example 2

This example creates a VPC endpoint service configuration using the specified Gateway Load Balancer. This example also specifies that all requests to connect to the service are accepted automatically.

## Sample Request

```
https://ec2.amazonaws.com/?Action=CreateVpcEndpointServiceConfiguration
&GatewayLoadBalancerArn.1=arn:aws:elasticloadbalancing:us-
east-1:123456789012:loadbalancer/gwy/GWLBSERVICE/abc210844e429abc
```

```
&AcceptanceRequired=false
&AUTHPARAMS
```

## Sample Response

```
<CreateVpcEndpointServiceConfigurationResponse xmlns="http://ec2.amazonaws.com/doc/2016-11-15/">
  <requestId>1b2f25d4-9d9f-4256-a8e3-297f7example</requestId>
  <serviceConfiguration>
    <serviceState>Available</serviceState>
    <serviceType>
      <item>
        <serviceType>GatewayLoadBalancer</serviceType>
      </item>
    </serviceType>
    <acceptanceRequired>>false</acceptanceRequired>
    <availabilityZoneSet>
      <item>us-east-1d</item>
    </availabilityZoneSet>
    <serviceId>vpce-svc-123abcc1298abc123</serviceId>
    <serviceName>com.amazonaws.vpce.us-east-1.vpce-svc-123abcc1298abc123</
serviceName>
    <gatewayLoadBalancerArnSet>
      <item>arn:aws:elasticloadbalancing:us-east-1:123456789012:loadbalancer/gwy/
GWLBService/abc210844e429abc</item>
    </gatewayLoadBalancerArnSet>
  </serviceConfiguration>
</CreateVpcEndpointServiceConfigurationResponse>
```

## See Also

For more information about using this API in one of the language-specific AWS SDKs, see the following:

- [AWS Command Line Interface](#)
- [AWS SDK for .NET](#)
- [AWS SDK for C++](#)
- [AWS SDK for Go v2](#)
- [AWS SDK for Java V2](#)
- [AWS SDK for JavaScript V3](#)

- [AWS SDK for PHP V3](#)
- [AWS SDK for Python](#)
- [AWS SDK for Ruby V3](#)

# CreateVpcPeeringConnection

Requests a VPC peering connection between two VPCs: a requester VPC that you own and an acceptor VPC with which to create the connection. The acceptor VPC can belong to another AWS account and can be in a different Region to the requester VPC. The requester VPC and acceptor VPC cannot have overlapping CIDR blocks.

## Note

Limitations and rules apply to a VPC peering connection. For more information, see the [VPC peering limitations](#) in the *VPC Peering Guide*.

The owner of the acceptor VPC must accept the peering request to activate the peering connection. The VPC peering connection request expires after 7 days, after which it cannot be accepted or rejected.

If you create a VPC peering connection request between VPCs with overlapping CIDR blocks, the VPC peering connection has a status of `failed`.

## Request Parameters

The following parameters are for this specific action. For more information about required and optional parameters that are common to all actions, see [Common Query Parameters](#).

### DryRun

Checks whether you have the required permissions for the action, without actually making the request, and provides an error response. If you have the required permissions, the error response is `DryRunOperation`. Otherwise, it is `UnauthorizedOperation`.

Type: Boolean

Required: No

### PeerOwnerId

The AWS account ID of the owner of the acceptor VPC.

Default: Your AWS account ID

Type: String

Required: No

### **PeerRegion**

The Region code for the accepter VPC, if the accepter VPC is located in a Region other than the Region in which you make the request.

Default: The Region in which you make the request.

Type: String

Required: No

### **PeerVpcId**

The ID of the VPC with which you are creating the VPC peering connection. You must specify this parameter in the request.

Type: String

Required: No

### **TagSpecification.N**

The tags to assign to the peering connection.

Type: Array of [TagSpecification](#) objects

Required: No

### **VpcId**

The ID of the requester VPC. You must specify this parameter in the request.

Type: String

Required: Yes

## **Response Elements**

The following elements are returned by the service.

## requestId

The ID of the request.

Type: String

## vpcPeeringConnection

Information about the VPC peering connection.

Type: [VpcPeeringConnection](#) object

## Errors

For information about the errors that are common to all actions, see [Common client error codes](#).

## Examples

### Example 1

This example requests a peering connection between your VPC (vpc-1a2b3c4d), and a VPC (vpc-a1b2c3d4) that belongs to AWS account 123456789012.

### Sample Request

```
https://ec2.amazonaws.com/?Action=CreateVpcPeeringConnection
&VpcId=vpc-1a2b3c4d
&PeerVpcId=vpc-a1b2c3d4
&PeerOwnerId=123456789012
&AUTHPARAMS
```

### Sample Response

```
<CreateVpcPeeringConnectionResponse xmlns="http://ec2.amazonaws.com/doc/2016-11-15/">
  <requestId>7a62c49f-347e-4fc4-9331-6e8eEXAMPLE</requestId>
  <vpcPeeringConnection>
    <vpcPeeringConnectionId>pcx-73a5401a</vpcPeeringConnectionId>
    <requesterVpcInfo>
      <ownerId>777788889999</ownerId>
      <vpcId>vpc-1a2b3c4d</vpcId>
      <cidrBlock>10.0.0.0/28</cidrBlock>
      <peeringOptions>
```

```
<allowEgressFromLocalClassicLinkToRemoteVpc>>false</allowEgressFromLocalClassicLinkToRemoteVpc>
allowEgressFromLocalClassicLinkToRemoteVpc>
  <allowEgressFromLocalVpcToRemoteClassicLink>>false</allowEgressFromLocalVpcToRemoteClassicLink>
allowEgressFromLocalVpcToRemoteClassicLink>
  <allowDnsResolutionFromRemoteVpc>>false</allowDnsResolutionFromRemoteVpc>
</peeringOptions>
</requesterVpcInfo>
<accepterVpcInfo>
  <ownerId>123456789012</ownerId>
  <vpcId>vpc-a1b2c3d4</vpcId>
</accepterVpcInfo>
<status>
  <code>initiating-request</code>
  <message>Initiating Request to 123456789012</message>
</status>
<expirationTime>2014-02-18T14:37:25.000Z</expirationTime>
<tagSet/>
</vpcPeeringConnection>
</CreateVpcPeeringConnectionResponse>
```

## Example 2

This example requests a peering connection between your VPCs `vpc-1a2b3c4d` and `vpc-11122233`.

### Sample Request

```
https://ec2.amazonaws.com/?Action=CreateVpcPeeringConnection
&VpcId=vpc-1a2b3c4d
&PeerVpcId=vpc-11122233
&AUTHPARAMS
```

## Example 3

This example requests an inter-region peering connection between two VPCs in your account. VPC `vpc-1a2b3c4d` is located in the US East (N. Virginia) Region (`us-east-1`), and acceptor VPC `vpc-a1b2c3d4` is located in the US West (Oregon) Region (`us-west-2`). The VPC peering connection must be accepted in the `us-west-2` Region.

### Sample Request

```
https://ec2.amazonaws.com/?Action=CreateVpcPeeringConnection
```

```
&VpcId=vpc-1a2b3c4d
&PeerVpcId=vpc-a1b2c3d4
&PeerRegion=us-west-2
&AUTHPARAMS
```

## See Also

For more information about using this API in one of the language-specific AWS SDKs, see the following:

- [AWS Command Line Interface](#)
- [AWS SDK for .NET](#)
- [AWS SDK for C++](#)
- [AWS SDK for Go v2](#)
- [AWS SDK for Java V2](#)
- [AWS SDK for JavaScript V3](#)
- [AWS SDK for PHP V3](#)
- [AWS SDK for Python](#)
- [AWS SDK for Ruby V3](#)



# CreateVpnConnection

Creates a VPN connection between an existing virtual private gateway or transit gateway and a customer gateway. The supported connection type is `ipsec.1`.

The response includes information that you need to give to your network administrator to configure your customer gateway.

## Important

We strongly recommend that you use HTTPS when calling this operation because the response contains sensitive cryptographic information for configuring your customer gateway device.

If you decide to shut down your VPN connection for any reason and later create a new VPN connection, you must reconfigure your customer gateway with the new information returned from this call.

This is an idempotent operation. If you perform the operation more than once, Amazon EC2 doesn't return an error.

For more information, see [AWS Site-to-Site VPN](#) in the *AWS Site-to-Site VPN User Guide*.

## Request Parameters

The following parameters are for this specific action. For more information about required and optional parameters that are common to all actions, see [Common Query Parameters](#).

### CustomerGatewayId

The ID of the customer gateway.

Type: String

Required: Yes

### DryRun

Checks whether you have the required permissions for the action, without actually making the request, and provides an error response. If you have the required permissions, the error response is `DryRunOperation`. Otherwise, it is `UnauthorizedOperation`.

Type: Boolean

Required: No

### Options

The options for the VPN connection.

Type: [VpnConnectionOptionsSpecification](#) object

Required: No

### TagSpecification.N

The tags to apply to the VPN connection.

Type: Array of [TagSpecification](#) objects

Required: No

### TransitGatewayId

The ID of the transit gateway. If you specify a transit gateway, you cannot specify a virtual private gateway.

Type: String

Required: No

### Type

The type of VPN connection (ipsec . 1).

Type: String

Required: Yes

### VpnGatewayId

The ID of the virtual private gateway. If you specify a virtual private gateway, you cannot specify a transit gateway.

Type: String

Required: No

## Response Elements

The following elements are returned by the service.

### **requestId**

The ID of the request.

Type: String

### **vpnConnection**

Information about the VPN connection.

Type: [VpnConnection](#) object

## Errors

For information about the errors that are common to all actions, see [Common client error codes](#).

## Examples

### Example 1

This example creates a VPN connection between the specified virtual private gateway and the specified customer gateway. The response includes configuration information for configuring the customer gateway device. Because it's a long set of information, we haven't included the complete response here. To see an example of the configuration information, see the [Your customer gateway device](#).

### Sample Request

```
https://ec2.amazonaws.com/?Action=CreateVpnConnection
&Type=ipsec.1
&CustomerGatewayId=cgw-112233445566aabbcc
&VpnGatewayId=vgw-aabbccdde1234567
&AUTHPARAMS
```

### Sample Response

```
<CreateVpnConnectionResponse xmlns="http://ec2.amazonaws.com/doc/2016-11-15/">
```

```
<requestId>22896b9b-e2fe-4574-9a20-example</requestId>
<vpnConnection>
  <vpnConnectionId>vpn-01234abcabc123456</vpnConnectionId>
  <state>pending</state>
  <customerGatewayConfiguration>...Customer gateway configuration data in escaped
XML format...</customerGatewayConfiguration>
  <customerGatewayId>cgw-112233445566aabb</customerGatewayId>
  <vpnGatewayId>vgw-aabbccdde1234567</vpnGatewayId>
  <tagSet/>
  <options>
    <enableAcceleration>false</enableAcceleration>
    <staticRoutesOnly>false</staticRoutesOnly>
    <localIpv4NetworkCidr>0.0.0.0/0</localIpv4NetworkCidr>
    <remoteIpv4NetworkCidr>0.0.0.0/0</remoteIpv4NetworkCidr>
    <tunnelInsideIpVersion>ipv4</tunnelInsideIpVersion>
    <tunnelOptionSet>
      <item/>
      <item/>
    </tunnelOptionSet>
  </options>
  <routes/>
  <category>VPN</category>
</vpnConnection>
</CreateVpnConnectionResponse>
```

## Example 2

This example creates a VPN connection with the static routes option between the virtual private gateway with the ID `vgw-8db04f81`, and the customer gateway with the ID `cgw-b4dc3961`, for a device that does not support the Border Gateway Protocol (BGP).

## Sample Request

```
https://ec2.amazonaws.com/?Action=CreateVpnConnection
&Type=ipsec.1
&CustomerGatewayId=cgw-b4dc3961
&VpnGatewayId=vgw-8db04f81
&Options.StaticRoutesOnly=true
&AUTHPARAMS
```

## Example 3

This example creates a VPN connection between the virtual private gateway with the ID `vgw-8db04f81` and the customer gateway with the ID `cgw-b4dc3961` and specifies the inside IP address CIDR block and a custom pre-shared key for each tunnel.

### Sample Request

```
https://ec2.amazonaws.com/?Action=CreateVpnConnection
&Type=ipsec.1
&CustomerGatewayId=cgw-b4dc3961
&VpnGatewayId=vgw-8db04f81
&Options.TunnelOptions.1.PreSharedKey=wMp_IGf01d1o9AT4lF6tJLFN4EXAMPLE
&Options.TunnelOptions.1.TunnelInsideCidr=169.254.44.110/30
&Options.TunnelOptions.2.PreSharedKey=HAM8lcnFYEvfl6gUr0atJLFN4EXAMPLE
&Options.TunnelOptions.2.TunnelInsideCidr=169.254.44.240/30
&AUTHPARAMS
```

## Example 4

This example creates a VPN connection between the specified transit gateway and the specified customer gateway. The VPN connection processes IPv6 traffic inside the tunnels, and the tunnel options for both tunnels specify that AWS must initiate the IKE negotiation. A tag with a key of `Location` and a value of `NewYorkVPN` is applied to the VPN connection.

### Sample Request

```
https://ec2.amazonaws.com/?Action=CreateVpnConnection
&Type=ipsec.1
&CustomerGatewayId=cgw-112233445566aabbcc
&TransitGatewayId=tgw-0123f96e7b3f5babcc
&Options.StaticRoutesOnly=false
&Options.TunnelInsideIpVersion=ipv6
&Options.TunnelOptions.1.StartupAction=start
&Options.TunnelOptions.2.StartupAction=start
&TagSpecification.1.ResourceType=vpn-connection
&TagSpecification.1.Tag.1.Key=Location
&TagSpecification.1.Tag.1.Value=NewYorkVPN
&AUTHPARAMS
```

## See Also

For more information about using this API in one of the language-specific AWS SDKs, see the following:

- [AWS Command Line Interface](#)
- [AWS SDK for .NET](#)
- [AWS SDK for C++](#)
- [AWS SDK for Go v2](#)
- [AWS SDK for Java V2](#)
- [AWS SDK for JavaScript V3](#)
- [AWS SDK for PHP V3](#)
- [AWS SDK for Python](#)
- [AWS SDK for Ruby V3](#)

# CreateVpnConnectionRoute

Creates a static route associated with a VPN connection between an existing virtual private gateway and a VPN customer gateway. The static route allows traffic to be routed from the virtual private gateway to the VPN customer gateway.

For more information, see [AWS Site-to-Site VPN](#) in the *AWS Site-to-Site VPN User Guide*.

## Request Parameters

The following parameters are for this specific action. For more information about required and optional parameters that are common to all actions, see [Common Query Parameters](#).

### DestinationCidrBlock

The CIDR block associated with the local subnet of the customer network.

Type: String

Required: Yes

### VpnConnectionId

The ID of the VPN connection.

Type: String

Required: Yes

## Response Elements

The following elements are returned by the service.

### requestId

The ID of the request.

Type: String

### return

Is `true` if the request succeeds, and an error otherwise.

Type: Boolean

## Errors

For information about the errors that are common to all actions, see [Common client error codes](#).

## Examples

### Example

This example creates a static route to the VPN connection for the VPN connection with the ID vpn-83ad48ea to the destination CIDR block 11.12.0.0/16. Note that when using the Query API the "/" is denoted as "%2F".

### Sample Request

```
https://ec2.amazonaws.com/?Action=CreateVpnConnectionRoute
&DestinationCidrBlock=11.12.0.0%2F16
&VpnConnectionId=vpn-83ad48ea
&AUTHPARAMS
```

### Sample Response

```
<CreateVpnConnectionRouteResponse xmlns="http://ec2.amazonaws.com/doc/2016-11-15/">
  <requestId>4f35a1b2-c2c3-4093-b51f-abb9d7311990</requestId>
  <return>>true</return>
</CreateVpnConnectionRouteResponse>
```

## See Also

For more information about using this API in one of the language-specific AWS SDKs, see the following:

- [AWS Command Line Interface](#)
- [AWS SDK for .NET](#)
- [AWS SDK for C++](#)
- [AWS SDK for Go v2](#)
- [AWS SDK for Java V2](#)



- [AWS SDK for JavaScript V3](#)
- [AWS SDK for PHP V3](#)
- [AWS SDK for Python](#)
- [AWS SDK for Ruby V3](#)

# CreateVpnGateway

Creates a virtual private gateway. A virtual private gateway is the endpoint on the VPC side of your VPN connection. You can create a virtual private gateway before creating the VPC itself.

For more information, see [AWS Site-to-Site VPN](#) in the *AWS Site-to-Site VPN User Guide*.

## Request Parameters

The following parameters are for this specific action. For more information about required and optional parameters that are common to all actions, see [Common Query Parameters](#).

### AmazonSideAsn

A private Autonomous System Number (ASN) for the Amazon side of a BGP session. If you're using a 16-bit ASN, it must be in the 64512 to 65534 range. If you're using a 32-bit ASN, it must be in the 4200000000 to 4294967294 range.

Default: 64512

Type: Long

Required: No

### AvailabilityZone

The Availability Zone for the virtual private gateway.

Type: String

Required: No

### DryRun

Checks whether you have the required permissions for the action, without actually making the request, and provides an error response. If you have the required permissions, the error response is `DryRunOperation`. Otherwise, it is `UnauthorizedOperation`.

Type: Boolean

Required: No

## TagSpecification.N

The tags to apply to the virtual private gateway.

Type: Array of [TagSpecification](#) objects

Required: No

## Type

The type of VPN connection this virtual private gateway supports.

Type: String

Valid Values: ipsec.1

Required: Yes

## Response Elements

The following elements are returned by the service.

### requestId

The ID of the request.

Type: String

### vpnGateway

Information about the virtual private gateway.

Type: [VpnGateway](#) object

## Errors

For information about the errors that are common to all actions, see [Common client error codes](#).

## Examples

### Example 1

This example creates a virtual private gateway.

## Sample Request

```
https://ec2.amazonaws.com/?Action=CreateVpnGateway
&Type=ipsec.1
&AUTHPARAMS
```

## Sample Response

```
<CreateVpnGatewayResponse xmlns="http://ec2.amazonaws.com/doc/2016-11-15/">
  <requestId>7a62c49f-347e-4fc4-9331-6e8eEXAMPLE</requestId>
  <vpnGateway>
    <vpnGatewayId>vgw-fe4aa197</vpnGatewayId>
    <state>available</state>
    <type>ipsec.1</type>
    <amazonSideAsn>64512</amazonSideAsn>
    <attachments/>
  </vpnGateway>
</CreateVpnGatewayResponse>
```

## Example 2

This example creates a virtual private gateway and specifies a private ASN of 65001 for the Amazon side of the gateway.

## Sample Request

```
https://ec2.amazonaws.com/?Action=CreateVpnGateway
&Type=ipsec.1
&AmazonSideAsn=65001
&AUTHPARAMS
```

## Sample Response

```
<CreateVpnGatewayResponse xmlns="http://ec2.amazonaws.com/doc/2016-11-15/">
  <requestId>fe90b404-d4e5-4153-8677-31dexample</requestId>
  <vpnGateway>
    <vpnGatewayId>vgw-f74aa19e</vpnGatewayId>
    <state>available</state>
    <type>ipsec.1</type>
    <amazonSideAsn>65001</amazonSideAsn>
    <attachments/>
  </vpnGateway>
</CreateVpnGatewayResponse>
```

```
</vpnGateway>  
</CreateVpnGatewayResponse>
```

## See Also

For more information about using this API in one of the language-specific AWS SDKs, see the following:

- [AWS Command Line Interface](#)
- [AWS SDK for .NET](#)
- [AWS SDK for C++](#)
- [AWS SDK for Go v2](#)
- [AWS SDK for Java V2](#)
- [AWS SDK for JavaScript V3](#)
- [AWS SDK for PHP V3](#)
- [AWS SDK for Python](#)
- [AWS SDK for Ruby V3](#)

# DeleteCarrierGateway

Deletes a carrier gateway.

## Important

If you do not delete the route that contains the carrier gateway as the Target, the route is a blackhole route. For information about how to delete a route, see [DeleteRoute](#).

## Request Parameters

The following parameters are for this specific action. For more information about required and optional parameters that are common to all actions, see [Common Query Parameters](#).

### CarrierGatewayId

The ID of the carrier gateway.

Type: String

Required: Yes

### DryRun

Checks whether you have the required permissions for the action, without actually making the request, and provides an error response. If you have the required permissions, the error response is `DryRunOperation`. Otherwise, it is `UnauthorizedOperation`.

Type: Boolean

Required: No

## Response Elements

The following elements are returned by the service.

### carrierGateway

Information about the carrier gateway.

Type: [CarrierGateway](#) object

## requestId

The ID of the request.

Type: String

## Errors

For information about the errors that are common to all actions, see [Common client error codes](#).

## See Also

For more information about using this API in one of the language-specific AWS SDKs, see the following:

- [AWS Command Line Interface](#)
- [AWS SDK for .NET](#)
- [AWS SDK for C++](#)
- [AWS SDK for Go v2](#)
- [AWS SDK for Java V2](#)
- [AWS SDK for JavaScript V3](#)
- [AWS SDK for PHP V3](#)
- [AWS SDK for Python](#)
- [AWS SDK for Ruby V3](#)

# DeleteClientVpnEndpoint

Deletes the specified Client VPN endpoint. You must disassociate all target networks before you can delete a Client VPN endpoint.

## Request Parameters

The following parameters are for this specific action. For more information about required and optional parameters that are common to all actions, see [Common Query Parameters](#).

### ClientVpnEndpointId

The ID of the Client VPN to be deleted.

Type: String

Required: Yes

### DryRun

Checks whether you have the required permissions for the action, without actually making the request, and provides an error response. If you have the required permissions, the error response is `DryRunOperation`. Otherwise, it is `UnauthorizedOperation`.

Type: Boolean

Required: No

## Response Elements

The following elements are returned by the service.

### requestId

The ID of the request.

Type: String

### status

The current state of the Client VPN endpoint.

Type: [ClientVpnEndpointStatus](#) object



## Errors

For information about the errors that are common to all actions, see [Common client error codes](#).

## Examples

### Example

This example applies a security group to a Client VPN endpoint.

### Sample Request

```
https://ec2.amazonaws.com/?Action=DeleteClientVpnEndpoint
&ClientVpnEndpointId=cvpn-endpoint-00c5d11fc4EXAMPLE
&AUTHPARAMS
```

### Sample Response

```
<DeleteClientVpnEndpointResponse xmlns="http://ec2.amazonaws.com/doc/2016-11-15/">
  <requestId>f1e0fdfc-96a4-4d7d-bc78-22eb0EXAMPLE</requestId>
  <status>
    <code>deleting</code>
  </status>
</DeleteClientVpnEndpointResponse>
```

## See Also

For more information about using this API in one of the language-specific AWS SDKs, see the following:

- [AWS Command Line Interface](#)
- [AWS SDK for .NET](#)
- [AWS SDK for C++](#)
- [AWS SDK for Go v2](#)
- [AWS SDK for Java V2](#)
- [AWS SDK for JavaScript V3](#)
- [AWS SDK for PHP V3](#)
- [AWS SDK for Python](#)

- [AWS SDK for Ruby V3](#)

# DeleteClientVpnRoute

Deletes a route from a Client VPN endpoint. You can only delete routes that you manually added using the **CreateClientVpnRoute** action. You cannot delete routes that were automatically added when associating a subnet. To remove routes that have been automatically added, disassociate the target subnet from the Client VPN endpoint.

## Request Parameters

The following parameters are for this specific action. For more information about required and optional parameters that are common to all actions, see [Common Query Parameters](#).

### ClientVpnEndpointId

The ID of the Client VPN endpoint from which the route is to be deleted.

Type: String

Required: Yes

### DestinationCidrBlock

The IPv4 address range, in CIDR notation, of the route to be deleted.

Type: String

Required: Yes

### DryRun

Checks whether you have the required permissions for the action, without actually making the request, and provides an error response. If you have the required permissions, the error response is `DryRunOperation`. Otherwise, it is `UnauthorizedOperation`.

Type: Boolean

Required: No

### TargetVpcSubnetId

The ID of the target subnet used by the route.

Type: String

Required: No

## Response Elements

The following elements are returned by the service.

### requestId

The ID of the request.

Type: String

### status

The current state of the route.

Type: [ClientVpnRouteStatus](#) object

## Errors

For information about the errors that are common to all actions, see [Common client error codes](#).

## Examples

### Example

This example deletes a route from a Client VPN endpoint.

### Sample Request

```
https://ec2.amazonaws.com/?Action=DeleteClientVpnRoute
&ClientVpnEndpointId=cvpn-endpoint-00c5d11fc4EXAMPLE
&DestinationCidrBlock=0.0.0.0/0
&TargetVpcSubnetId=subnet-057fa0918fEXAMPLE
&AUTHPARAMS
```

### Sample Response

```
<DeleteClientVpnRouteResponse xmlns="http://ec2.amazonaws.com/doc/2016-11-15/">
  <requestId>00d80748-708d-40f7-8635-f34acEXAMPLE</requestId>
  <status>
```

```
<code>deleting</code>  
</status>  
</DeleteClientVpnRouteResponse>
```

## See Also

For more information about using this API in one of the language-specific AWS SDKs, see the following:

- [AWS Command Line Interface](#)
- [AWS SDK for .NET](#)
- [AWS SDK for C++](#)
- [AWS SDK for Go v2](#)
- [AWS SDK for Java V2](#)
- [AWS SDK for JavaScript V3](#)
- [AWS SDK for PHP V3](#)
- [AWS SDK for Python](#)
- [AWS SDK for Ruby V3](#)

# DeleteCoipCidr

Deletes a range of customer-owned IP addresses.

## Request Parameters

The following parameters are for this specific action. For more information about required and optional parameters that are common to all actions, see [Common Query Parameters](#).

### Cidr

A customer-owned IP address range that you want to delete.

Type: String

Required: Yes

### CoipPoolId

The ID of the customer-owned address pool.

Type: String

Required: Yes

### DryRun

Checks whether you have the required permissions for the action, without actually making the request, and provides an error response. If you have the required permissions, the error response is `DryRunOperation`. Otherwise, it is `UnauthorizedOperation`.

Type: Boolean

Required: No

## Response Elements

The following elements are returned by the service.

### coipCidr

Information about a range of customer-owned IP addresses.

Type: [CoipCidr](#) object

## **requestId**

The ID of the request.

Type: String

## **Errors**

For information about the errors that are common to all actions, see [Common client error codes](#).

## **See Also**

For more information about using this API in one of the language-specific AWS SDKs, see the following:

- [AWS Command Line Interface](#)
- [AWS SDK for .NET](#)
- [AWS SDK for C++](#)
- [AWS SDK for Go v2](#)
- [AWS SDK for Java V2](#)
- [AWS SDK for JavaScript V3](#)
- [AWS SDK for PHP V3](#)
- [AWS SDK for Python](#)
- [AWS SDK for Ruby V3](#)

# DeleteCoipPool

Deletes a pool of customer-owned IP (CoIP) addresses.

## Request Parameters

The following parameters are for this specific action. For more information about required and optional parameters that are common to all actions, see [Common Query Parameters](#).

### CoipPoolId

The ID of the CoIP pool that you want to delete.

Type: String

Required: Yes

### DryRun

Checks whether you have the required permissions for the action, without actually making the request, and provides an error response. If you have the required permissions, the error response is `DryRunOperation`. Otherwise, it is `UnauthorizedOperation`.

Type: Boolean

Required: No

## Response Elements

The following elements are returned by the service.

### coipPool

Information about the CoIP address pool.

Type: [CoipPool](#) object

### requestId

The ID of the request.

Type: String



## Errors

For information about the errors that are common to all actions, see [Common client error codes](#).

## See Also

For more information about using this API in one of the language-specific AWS SDKs, see the following:

- [AWS Command Line Interface](#)
- [AWS SDK for .NET](#)
- [AWS SDK for C++](#)
- [AWS SDK for Go v2](#)
- [AWS SDK for Java V2](#)
- [AWS SDK for JavaScript V3](#)
- [AWS SDK for PHP V3](#)
- [AWS SDK for Python](#)
- [AWS SDK for Ruby V3](#)

# DeleteCustomerGateway

Deletes the specified customer gateway. You must delete the VPN connection before you can delete the customer gateway.

## Request Parameters

The following parameters are for this specific action. For more information about required and optional parameters that are common to all actions, see [Common Query Parameters](#).

### CustomerGatewayId

The ID of the customer gateway.

Type: String

Required: Yes

### DryRun

Checks whether you have the required permissions for the action, without actually making the request, and provides an error response. If you have the required permissions, the error response is `DryRunOperation`. Otherwise, it is `UnauthorizedOperation`.

Type: Boolean

Required: No

## Response Elements

The following elements are returned by the service.

### requestId

The ID of the request.

Type: String

### return

Is `true` if the request succeeds, and an error otherwise.

Type: Boolean

## Errors

For information about the errors that are common to all actions, see [Common client error codes](#).

## Examples

### Example

This example deletes the specified customer gateway.

### Sample Request

```
https://ec2.amazonaws.com/?Action=DeleteCustomerGateway
&CustomerGatewayId=cgw-b4dc3961
&AUTHPARAMS
```

### Sample Response

```
<DeleteCustomerGatewayResponse xmlns="http://ec2.amazonaws.com/doc/2016-11-15/">
  <requestId>7a62c49f-347e-4fc4-9331-6e8eEXAMPLE</requestId>
  <return>true</return>
</DeleteCustomerGatewayResponse>
```

## See Also

For more information about using this API in one of the language-specific AWS SDKs, see the following:

- [AWS Command Line Interface](#)
- [AWS SDK for .NET](#)
- [AWS SDK for C++](#)
- [AWS SDK for Go v2](#)
- [AWS SDK for Java V2](#)
- [AWS SDK for JavaScript V3](#)
- [AWS SDK for PHP V3](#)
- [AWS SDK for Python](#)
- [AWS SDK for Ruby V3](#)



# DeleteDhcpOptions

Deletes the specified set of DHCP options. You must disassociate the set of DHCP options before you can delete it. You can disassociate the set of DHCP options by associating either a new set of options or the default set of options with the VPC.

## Request Parameters

The following parameters are for this specific action. For more information about required and optional parameters that are common to all actions, see [Common Query Parameters](#).

### DhcpOptionsId

The ID of the DHCP options set.

Type: String

Required: Yes

### DryRun

Checks whether you have the required permissions for the action, without actually making the request, and provides an error response. If you have the required permissions, the error response is `DryRunOperation`. Otherwise, it is `UnauthorizedOperation`.

Type: Boolean

Required: No

## Response Elements

The following elements are returned by the service.

### requestId

The ID of the request.

Type: String

### return

Is `true` if the request succeeds, and an error otherwise.

Type: Boolean

## Errors

For information about the errors that are common to all actions, see [Common client error codes](#).

## Examples

### Example

This example deletes the specified set of DHCP options.

### Sample Request

```
https://ec2.amazonaws.com/?Action=DeleteDhcpOptions
&DhcpOptionsId=dopt-7a8b9c2d
&AUTHPARAMS
```

### Sample Response

```
<DeleteDhcpOptionsResponse xmlns="http://ec2.amazonaws.com/doc/2016-11-15/">
  <requestId>7a62c49f-347e-4fc4-9331-6e8eEXAMPLE</requestId>
  <return>true</return>
</DeleteDhcpOptionsResponse>
```

## See Also

For more information about using this API in one of the language-specific AWS SDKs, see the following:

- [AWS Command Line Interface](#)
- [AWS SDK for .NET](#)
- [AWS SDK for C++](#)
- [AWS SDK for Go v2](#)
- [AWS SDK for Java V2](#)
- [AWS SDK for JavaScript V3](#)
- [AWS SDK for PHP V3](#)

- [AWS SDK for Python](#)
- [AWS SDK for Ruby V3](#)

# DeleteEgressOnlyInternetGateway

Deletes an egress-only internet gateway.

## Request Parameters

The following parameters are for this specific action. For more information about required and optional parameters that are common to all actions, see [Common Query Parameters](#).

### DryRun

Checks whether you have the required permissions for the action, without actually making the request, and provides an error response. If you have the required permissions, the error response is `DryRunOperation`. Otherwise, it is `UnauthorizedOperation`.

Type: Boolean

Required: No

### EgressOnlyInternetGatewayId

The ID of the egress-only internet gateway.

Type: String

Required: Yes

## Response Elements

The following elements are returned by the service.

### requestId

The ID of the request.

Type: String

### returnCode

Returns `true` if the request succeeds; otherwise, it returns an error.

Type: Boolean



## Errors

For information about the errors that are common to all actions, see [Common client error codes](#).

## Examples

### Example

This example deletes the specified egress-only internet gateway.

### Sample Request

```
https://ec2.amazonaws.com/?Action=DeleteEgressOnlyInternetGateway
&EgressOnlyInternetGatewayId=eigw-015e0e244e24dfe8a
&AUTHPARAMS
```

### Sample Response

```
<DeleteEgressOnlyInternetGateway xmlns="http://ec2.amazonaws.com/doc/2016-11-15/">
  <requestId>59dbff89-35bd-4eac-99ed-be587EXAMPLE</requestId>
  <returnCode>true</returnCode>
</DeleteEgressOnlyInternetGateway>
```

## See Also

For more information about using this API in one of the language-specific AWS SDKs, see the following:

- [AWS Command Line Interface](#)
- [AWS SDK for .NET](#)
- [AWS SDK for C++](#)
- [AWS SDK for Go v2](#)
- [AWS SDK for Java V2](#)
- [AWS SDK for JavaScript V3](#)
- [AWS SDK for PHP V3](#)
- [AWS SDK for Python](#)
- [AWS SDK for Ruby V3](#)



# DeleteFleets

Deletes the specified EC2 Fleets.

After you delete an EC2 Fleet, it launches no new instances.

You must also specify whether a deleted EC2 Fleet should terminate its instances. If you choose to terminate the instances, the EC2 Fleet enters the `deleted_terminating` state. Otherwise, the EC2 Fleet enters the `deleted_running` state, and the instances continue to run until they are interrupted or you terminate them manually.

For `instant` fleets, EC2 Fleet must terminate the instances when the fleet is deleted. Up to 1000 instances can be terminated in a single request to delete `instant` fleets. A deleted `instant` fleet with running instances is not supported.

## Restrictions

- You can delete up to 25 fleets of type `instant` in a single request.
- You can delete up to 100 fleets of type `maintain` or `request` in a single request.
- You can delete up to 125 fleets in a single request, provided you do not exceed the quota for each fleet type, as specified above.
- If you exceed the specified number of fleets to delete, no fleets are deleted.

For more information, see [Delete an EC2 Fleet](#) in the *Amazon EC2 User Guide*.

## Request Parameters

The following parameters are for this specific action. For more information about required and optional parameters that are common to all actions, see [Common Query Parameters](#).

### DryRun

Checks whether you have the required permissions for the action, without actually making the request, and provides an error response. If you have the required permissions, the error response is `DryRunOperation`. Otherwise, it is `UnauthorizedOperation`.

Type: Boolean

Required: No

## **FleetId.N**

The IDs of the EC2 Fleets.

Constraints: In a single request, you can specify up to 25 instant fleet IDs and up to 100 maintain or request fleet IDs.

Type: Array of strings

Required: Yes

## **TerminateInstances**

Indicates whether to terminate the associated instances when the EC2 Fleet is deleted. The default is to terminate the instances.

To let the instances continue to run after the EC2 Fleet is deleted, specify `no-terminate-instances`. Supported only for fleets of type `maintain` and `request`.

For instant fleets, you cannot specify `NoTerminateInstances`. A deleted instant fleet with running instances is not supported.

Type: Boolean

Required: Yes

## **Response Elements**

The following elements are returned by the service.

### **requestId**

The ID of the request.

Type: String

### **successfulFleetDeletionSet**

Information about the EC2 Fleets that are successfully deleted.

Type: Array of [DeleteFleetSuccessItem](#) objects

### **unsuccessfulFleetDeletionSet**

Information about the EC2 Fleets that are not successfully deleted.

Type: Array of [DeleteFleetErrorItem](#) objects

## Errors

For information about the errors that are common to all actions, see [Common client error codes](#).

## See Also

For more information about using this API in one of the language-specific AWS SDKs, see the following:

- [AWS Command Line Interface](#)
- [AWS SDK for .NET](#)
- [AWS SDK for C++](#)
- [AWS SDK for Go v2](#)
- [AWS SDK for Java V2](#)
- [AWS SDK for JavaScript V3](#)
- [AWS SDK for PHP V3](#)
- [AWS SDK for Python](#)
- [AWS SDK for Ruby V3](#)

# DeleteFlowLogs

Deletes one or more flow logs.

## Request Parameters

The following parameters are for this specific action. For more information about required and optional parameters that are common to all actions, see [Common Query Parameters](#).

### DryRun

Checks whether you have the required permissions for the action, without actually making the request, and provides an error response. If you have the required permissions, the error response is `DryRunOperation`. Otherwise, it is `UnauthorizedOperation`.

Type: Boolean

Required: No

### FlowLogId.N

One or more flow log IDs.

Constraint: Maximum of 1000 flow log IDs.

Type: Array of strings

Required: Yes

## Response Elements

The following elements are returned by the service.

### requestId

The ID of the request.

Type: String

### unsuccessful

Information about the flow logs that could not be deleted successfully.

Type: Array of [UnsuccessfulItem](#) objects

## Errors

For information about the errors that are common to all actions, see [Common client error codes](#).

## Examples

### Example

This example deletes flow log fl-1a2b3c4d.

### Sample Request

```
https://ec2.amazonaws.com/?Action=DeleteFlowLogs
&FlowLogId.1=f1-1a2b3c4d
&AUTHPARAMS
```

### Sample Response

```
<DeleteFlowLogsResponse xmlns="http://ec2.amazonaws.com/doc/2016-11-15/">
  <requestId>c5c4f51f-f4e9-42bc-8700-EXAMPLE</requestId>
  <unsuccessful/>
</DeleteFlowLogsResponse>
```

## See Also

For more information about using this API in one of the language-specific AWS SDKs, see the following:

- [AWS Command Line Interface](#)
- [AWS SDK for .NET](#)
- [AWS SDK for C++](#)
- [AWS SDK for Go v2](#)
- [AWS SDK for Java V2](#)
- [AWS SDK for JavaScript V3](#)
- [AWS SDK for PHP V3](#)

- [AWS SDK for Python](#)
- [AWS SDK for Ruby V3](#)



# DeleteFpgaImage

Deletes the specified Amazon FPGA Image (AFI).

## Request Parameters

The following parameters are for this specific action. For more information about required and optional parameters that are common to all actions, see [Common Query Parameters](#).

### DryRun

Checks whether you have the required permissions for the action, without actually making the request, and provides an error response. If you have the required permissions, the error response is `DryRunOperation`. Otherwise, it is `UnauthorizedOperation`.

Type: Boolean

Required: No

### FpgaImageId

The ID of the AFI.

Type: String

Required: Yes

## Response Elements

The following elements are returned by the service.

### requestId

The ID of the request.

Type: String

### return

Is `true` if the request succeeds, and an error otherwise.

Type: Boolean

## Errors

For information about the errors that are common to all actions, see [Common client error codes](#).

## Examples

### Example

This example deletes the specified AFI.

### Sample Request

```
https://ec2.amazonaws.com/?Action=DeleteFpgaImage
&FpgaImageId=afi-0d123e21abcc85abc
&AUTHPARAMS
```

### Sample Response

```
<DeleteFpgaImageResponse xmlns="http://ec2.amazonaws.com/doc/2016-11-15/">
  <requestId>dd3bf051-468e-4490-ad8a-2ffexample</requestId>
  <return>true</return>
</DeleteFpgaImageResponse>
```

## See Also

For more information about using this API in one of the language-specific AWS SDKs, see the following:

- [AWS Command Line Interface](#)
- [AWS SDK for .NET](#)
- [AWS SDK for C++](#)
- [AWS SDK for Go v2](#)
- [AWS SDK for Java V2](#)
- [AWS SDK for JavaScript V3](#)
- [AWS SDK for PHP V3](#)
- [AWS SDK for Python](#)
- [AWS SDK for Ruby V3](#)



# DeleteInstanceConnectEndpoint

Deletes the specified EC2 Instance Connect Endpoint.

## Request Parameters

The following parameters are for this specific action. For more information about required and optional parameters that are common to all actions, see [Common Query Parameters](#).

### DryRun

Checks whether you have the required permissions for the action, without actually making the request, and provides an error response. If you have the required permissions, the error response is `DryRunOperation`. Otherwise, it is `UnauthorizedOperation`.

Type: Boolean

Required: No

### InstanceConnectEndpointId

The ID of the EC2 Instance Connect Endpoint to delete.

Type: String

Required: Yes

## Response Elements

The following elements are returned by the service.

### instanceConnectEndpoint

Information about the EC2 Instance Connect Endpoint.

Type: [Ec2InstanceConnectEndpoint](#) object

### requestId

The ID of the request.

Type: String

## Errors

For information about the errors that are common to all actions, see [Common client error codes](#).

## Examples

### Example: Delete an EC2 Instance Connect Endpoint

This example deletes the specified EC2 Instance Connect Endpoint.

#### Sample Request

```
https://ec2.amazonaws.com/?Action=DeleteInstanceConnectEndpoint
&InstanceConnectEndpointId=eice-0123456789example
&AUTHPARAMS
```

#### Sample Response

```
<DeleteInstanceConnectEndpointResponse xmlns="http://ec2.amazonaws.com/
doc/2016-11-15/">
  <requestId>d732c12a-2f0c-49b4-b2a9-f2922e5f5635</requestId>
  <instanceConnectEndpoint>
    <availabilityZone>availability-zone</availabilityZone>
    <createdAt>2023-06-06T20:01:31.000Z</createdAt>
    <instanceConnectEndpointArn>arn:aws:ec2:region:account-id:instance-connect-
endpoint/eice-0123456789example</instanceConnectEndpointArn>
    <instanceConnectEndpointId>eice-0123456789example</instanceConnectEndpointId>
    <networkInterfaceIdSet />
    <ownerId>account-id</ownerId>
    <preserveClientIp>>false</preserveClientIp>
    <securityGroupIdSet>
      <item>sg-0123456789example</item>
    </securityGroupIdSet>
    <state>delete-in-progress</state>
    <stateMessage />
    <subnetId>subnet-0123456789example</subnetId>
    <vpcId>vpc-0123456789example</vpcId>
  </instanceConnectEndpoint>
</DeleteInstanceConnectEndpointResponse>
```

## See Also

For more information about using this API in one of the language-specific AWS SDKs, see the following:

- [AWS Command Line Interface](#)
- [AWS SDK for .NET](#)
- [AWS SDK for C++](#)
- [AWS SDK for Go v2](#)
- [AWS SDK for Java V2](#)
- [AWS SDK for JavaScript V3](#)
- [AWS SDK for PHP V3](#)
- [AWS SDK for Python](#)
- [AWS SDK for Ruby V3](#)

# DeleteInstanceEventWindow

Deletes the specified event window.

For more information, see [Define event windows for scheduled events](#) in the *Amazon EC2 User Guide*.

## Request Parameters

The following parameters are for this specific action. For more information about required and optional parameters that are common to all actions, see [Common Query Parameters](#).

### DryRun

Checks whether you have the required permissions for the action, without actually making the request, and provides an error response. If you have the required permissions, the error response is `DryRunOperation`. Otherwise, it is `UnauthorizedOperation`.

Type: Boolean

Required: No

### ForceDelete

Specify `true` to force delete the event window. Use the force delete parameter if the event window is currently associated with targets.

Type: Boolean

Required: No

### InstanceEventWindowId

The ID of the event window.

Type: String

Required: Yes

## Response Elements

The following elements are returned by the service.

## instanceEventWindowState

The state of the event window.

Type: [InstanceEventWindowStateChange](#) object

### requestId

The ID of the request.

Type: String

## Errors

For information about the errors that are common to all actions, see [Common client error codes](#).

## See Also

For more information about using this API in one of the language-specific AWS SDKs, see the following:

- [AWS Command Line Interface](#)
- [AWS SDK for .NET](#)
- [AWS SDK for C++](#)
- [AWS SDK for Go v2](#)
- [AWS SDK for Java V2](#)
- [AWS SDK for JavaScript V3](#)
- [AWS SDK for PHP V3](#)
- [AWS SDK for Python](#)
- [AWS SDK for Ruby V3](#)



# DeleteInternetGateway

Deletes the specified internet gateway. You must detach the internet gateway from the VPC before you can delete it.

## Request Parameters

The following parameters are for this specific action. For more information about required and optional parameters that are common to all actions, see [Common Query Parameters](#).

### DryRun

Checks whether you have the required permissions for the action, without actually making the request, and provides an error response. If you have the required permissions, the error response is `DryRunOperation`. Otherwise, it is `UnauthorizedOperation`.

Type: Boolean

Required: No

### InternetGatewayId

The ID of the internet gateway.

Type: String

Required: Yes

## Response Elements

The following elements are returned by the service.

### requestId

The ID of the request.

Type: String

### return

Is `true` if the request succeeds, and an error otherwise.

Type: Boolean

## Errors

For information about the errors that are common to all actions, see [Common client error codes](#).

## Examples

### Example

This example deletes the specified internet gateway.

### Sample Request

```
https://ec2.amazonaws.com/?Action=DeleteInternetGateway
&InternetGatewayId=igw-eaad4883
&AUTHPARAMS
```

### Sample Response

```
<DeleteInternetGatewayResponse xmlns="http://ec2.amazonaws.com/doc/2016-11-15/">
  <requestId>59dbff89-35bd-4eac-99ed-be587EXAMPLE</requestId>
  <return>true</return>
</DeleteInternetGatewayResponse>
```

## See Also

For more information about using this API in one of the language-specific AWS SDKs, see the following:

- [AWS Command Line Interface](#)
- [AWS SDK for .NET](#)
- [AWS SDK for C++](#)
- [AWS SDK for Go v2](#)
- [AWS SDK for Java V2](#)
- [AWS SDK for JavaScript V3](#)
- [AWS SDK for PHP V3](#)
- [AWS SDK for Python](#)
- [AWS SDK for Ruby V3](#)



# DeleteIpam

Delete an IPAM. Deleting an IPAM removes all monitored data associated with the IPAM including the historical data for CIDRs.

For more information, see [Delete an IPAM](#) in the *Amazon VPC IPAM User Guide*.

## Request Parameters

The following parameters are for this specific action. For more information about required and optional parameters that are common to all actions, see [Common Query Parameters](#).

### Cascade

Enables you to quickly delete an IPAM, private scopes, pools in private scopes, and any allocations in the pools in private scopes. You cannot delete the IPAM with this option if there is a pool in your public scope. If you use this option, IPAM does the following:

- Deallocates any CIDRs allocated to VPC resources (such as VPCs) in pools in private scopes.

#### Note

No VPC resources are deleted as a result of enabling this option. The CIDR associated with the resource will no longer be allocated from an IPAM pool, but the CIDR itself will remain unchanged.

- Deprovisions all IPv4 CIDRs provisioned to IPAM pools in private scopes.
- Deletes all IPAM pools in private scopes.
- Deletes all non-default private scopes in the IPAM.
- Deletes the default public and private scopes and the IPAM.

Type: Boolean

Required: No

### DryRun

A check for whether you have the required permissions for the action without actually making the request and provides an error response. If you have the required permissions, the error response is `DryRunOperation`. Otherwise, it is `UnauthorizedOperation`.

Type: Boolean

Required: No

### **IpamId**

The ID of the IPAM to delete.

Type: String

Required: Yes

## **Response Elements**

The following elements are returned by the service.

### **ipam**

Information about the results of the deletion.

Type: [ipam](#) object

### **requestId**

The ID of the request.

Type: String

## **Errors**

For information about the errors that are common to all actions, see [Common client error codes](#).

## **See Also**

For more information about using this API in one of the language-specific AWS SDKs, see the following:

- [AWS Command Line Interface](#)
- [AWS SDK for .NET](#)
- [AWS SDK for C++](#)
- [AWS SDK for Go v2](#)

- [AWS SDK for Java V2](#)
- [AWS SDK for JavaScript V3](#)
- [AWS SDK for PHP V3](#)
- [AWS SDK for Python](#)
- [AWS SDK for Ruby V3](#)

# DeleteIpamExternalResourceVerificationToken

Delete a verification token. A verification token is an AWS-generated random value that you can use to prove ownership of an external resource. For example, you can use a verification token to validate that you control a public IP address range when you bring an IP address range to AWS (BYOIP).

## Request Parameters

The following parameters are for this specific action. For more information about required and optional parameters that are common to all actions, see [Common Query Parameters](#).

### DryRun

A check for whether you have the required permissions for the action without actually making the request and provides an error response. If you have the required permissions, the error response is `DryRunOperation`. Otherwise, it is `UnauthorizedOperation`.

Type: Boolean

Required: No

### IpamExternalResourceVerificationTokenId

The token ID.

Type: String

Required: Yes

## Response Elements

The following elements are returned by the service.

### IpamExternalResourceVerificationToken

The verification token.

Type: [IpamExternalResourceVerificationToken](#) object

### requestId

The ID of the request.

Type: String

## Errors

For information about the errors that are common to all actions, see [Common client error codes](#).

## See Also

For more information about using this API in one of the language-specific AWS SDKs, see the following:

- [AWS Command Line Interface](#)
- [AWS SDK for .NET](#)
- [AWS SDK for C++](#)
- [AWS SDK for Go v2](#)
- [AWS SDK for Java V2](#)
- [AWS SDK for JavaScript V3](#)
- [AWS SDK for PHP V3](#)
- [AWS SDK for Python](#)
- [AWS SDK for Ruby V3](#)



# DeletepamPool

Delete an IPAM pool.

## Note

You cannot delete an IPAM pool if there are allocations in it or CIDRs provisioned to it. To release allocations, see [ReleaseIpamPoolAllocation](#). To deprovision pool CIDRs, see [DeprovisionIpamPoolCidr](#).

For more information, see [Delete a pool](#) in the *Amazon VPC IPAM User Guide*.

## Request Parameters

The following parameters are for this specific action. For more information about required and optional parameters that are common to all actions, see [Common Query Parameters](#).

### Cascade

Enables you to quickly delete an IPAM pool and all resources within that pool, including provisioned CIDRs, allocations, and other pools.

## Important

You can only use this option to delete pools in the private scope or pools in the public scope with a source resource. A source resource is a resource used to provision CIDRs to a resource planning pool.

Type: Boolean

Required: No

### DryRun

A check for whether you have the required permissions for the action without actually making the request and provides an error response. If you have the required permissions, the error response is `DryRunOperation`. Otherwise, it is `UnauthorizedOperation`.

Type: Boolean

Required: No

### **IpamPoolId**

The ID of the pool to delete.

Type: String

Required: Yes

## **Response Elements**

The following elements are returned by the service.

### **ipamPool**

Information about the results of the deletion.

Type: [IpamPool](#) object

### **requestId**

The ID of the request.

Type: String

## **Errors**

For information about the errors that are common to all actions, see [Common client error codes](#).

## **See Also**

For more information about using this API in one of the language-specific AWS SDKs, see the following:

- [AWS Command Line Interface](#)
- [AWS SDK for .NET](#)
- [AWS SDK for C++](#)
- [AWS SDK for Go v2](#)
- [AWS SDK for Java V2](#)

- [AWS SDK for JavaScript V3](#)
- [AWS SDK for PHP V3](#)
- [AWS SDK for Python](#)
- [AWS SDK for Ruby V3](#)

# DeletelpamResourceDiscovery

Deletes an IPAM resource discovery. A resource discovery is an IPAM component that enables IPAM to manage and monitor resources that belong to the owning account.

## Request Parameters

The following parameters are for this specific action. For more information about required and optional parameters that are common to all actions, see [Common Query Parameters](#).

### DryRun

A check for whether you have the required permissions for the action without actually making the request and provides an error response. If you have the required permissions, the error response is `DryRunOperation`. Otherwise, it is `UnauthorizedOperation`.

Type: Boolean

Required: No

### IpamResourceDiscoveryId

The IPAM resource discovery ID.

Type: String

Required: Yes

## Response Elements

The following elements are returned by the service.

### ipamResourceDiscovery

The IPAM resource discovery.

Type: [IpamResourceDiscovery](#) object

### requestId

The ID of the request.

Type: String

## Errors

For information about the errors that are common to all actions, see [Common client error codes](#).

## See Also

For more information about using this API in one of the language-specific AWS SDKs, see the following:

- [AWS Command Line Interface](#)
- [AWS SDK for .NET](#)
- [AWS SDK for C++](#)
- [AWS SDK for Go v2](#)
- [AWS SDK for Java V2](#)
- [AWS SDK for JavaScript V3](#)
- [AWS SDK for PHP V3](#)
- [AWS SDK for Python](#)
- [AWS SDK for Ruby V3](#)

# DeleteIpamScope

Delete the scope for an IPAM. You cannot delete the default scopes.

For more information, see [Delete a scope](#) in the *Amazon VPC IPAM User Guide*.

## Request Parameters

The following parameters are for this specific action. For more information about required and optional parameters that are common to all actions, see [Common Query Parameters](#).

### DryRun

A check for whether you have the required permissions for the action without actually making the request and provides an error response. If you have the required permissions, the error response is `DryRunOperation`. Otherwise, it is `UnauthorizedOperation`.

Type: Boolean

Required: No

### IpamScopeId

The ID of the scope to delete.

Type: String

Required: Yes

## Response Elements

The following elements are returned by the service.

### ipamScope

Information about the results of the deletion.

Type: [IpamScope](#) object

### requestId

The ID of the request.

Type: String

## Errors

For information about the errors that are common to all actions, see [Common client error codes](#).

## See Also

For more information about using this API in one of the language-specific AWS SDKs, see the following:

- [AWS Command Line Interface](#)
- [AWS SDK for .NET](#)
- [AWS SDK for C++](#)
- [AWS SDK for Go v2](#)
- [AWS SDK for Java V2](#)
- [AWS SDK for JavaScript V3](#)
- [AWS SDK for PHP V3](#)
- [AWS SDK for Python](#)
- [AWS SDK for Ruby V3](#)

# DeleteKeyPair

Deletes the specified key pair, by removing the public key from Amazon EC2.

## Request Parameters

The following parameters are for this specific action. For more information about required and optional parameters that are common to all actions, see [Common Query Parameters](#).

### DryRun

Checks whether you have the required permissions for the action, without actually making the request, and provides an error response. If you have the required permissions, the error response is `DryRunOperation`. Otherwise, it is `UnauthorizedOperation`.

Type: Boolean

Required: No

### KeyName

The name of the key pair.

Type: String

Required: No

### KeyId

The ID of the key pair.

Type: String

Required: No

## Response Elements

The following elements are returned by the service.

### keyId

The ID of the key pair.

Type: String



## requestId

The ID of the request.

Type: String

## return

Is `true` if the request succeeds, and an error otherwise.

Type: Boolean

## Errors

For information about the errors that are common to all actions, see [Common client error codes](#).

## Examples

### Example 1

This example request deletes the key pair named `my-key-pair`.

#### Sample Request

```
https://ec2.amazonaws.com/?Action=DeleteKeyPair
&KeyName=my-key-pair
&AUTHPARAMS
```

#### Sample Response

```
<DeleteKeyPairResponse xmlns="http://ec2.amazonaws.com/doc/2016-11-15/">
  <return>true</return>
  <keyPairId>key-12345abcdeEXAMPLE</keyPairId>
</DeleteKeyPairResponse>
```

### Example 2

This example request deletes a key pair with the ID `key-abcd12345eEXAMPLE`.

#### Sample Request

```
https://ec2.amazonaws.com/?Action=DeleteKeyPair
```

```
&KeyPairId=key-abcd12345eEXAMPLE  
&AUTHPARAMS
```

## Sample Response

```
<DeleteKeyPairResponse xmlns="http://ec2.amazonaws.com/doc/2016-11-15/">  
  <return>true</return>  
  <keyPairId>key-abcd12345eEXAMPLE</keyPairId>  
</DeleteKeyPairResponse>
```

## See Also

For more information about using this API in one of the language-specific AWS SDKs, see the following:

- [AWS Command Line Interface](#)
- [AWS SDK for .NET](#)
- [AWS SDK for C++](#)
- [AWS SDK for Go v2](#)
- [AWS SDK for Java V2](#)
- [AWS SDK for JavaScript V3](#)
- [AWS SDK for PHP V3](#)
- [AWS SDK for Python](#)
- [AWS SDK for Ruby V3](#)

# DeleteLaunchTemplate

Deletes a launch template. Deleting a launch template deletes all of its versions.

## Request Parameters

The following parameters are for this specific action. For more information about required and optional parameters that are common to all actions, see [Common Query Parameters](#).

### DryRun

Checks whether you have the required permissions for the action, without actually making the request, and provides an error response. If you have the required permissions, the error response is `DryRunOperation`. Otherwise, it is `UnauthorizedOperation`.

Type: Boolean

Required: No

### LaunchTemplateId

The ID of the launch template.

You must specify either the launch template ID or the launch template name, but not both.

Type: String

Required: No

### LaunchTemplateName

The name of the launch template.

You must specify either the launch template ID or the launch template name, but not both.

Type: String

Length Constraints: Minimum length of 3. Maximum length of 128.

Pattern: `[a-zA-Z0-9\(\)\.\-/_]+`

Required: No

## Response Elements

The following elements are returned by the service.

### launchTemplate

Information about the launch template.

Type: [LaunchTemplate](#) object

### requestId

The ID of the request.

Type: String

## Errors

For information about the errors that are common to all actions, see [Common client error codes](#).

## Examples

### Example

This example deletes launch template lt-0a20c965061f64abc.

### Sample Request

```
https://ec2.amazonaws.com/?Action=DeleteLaunchTemplate
&LaunchTemplateId=lt-0a20c965061f64abc
&AUTHPARAMS
```

### Sample Response

```
<DeleteLaunchTemplateResponse xmlns="http://ec2.amazonaws.com/doc/2016-11-15/">
  <requestId>c12605de-c470-4eaa-a4d0-ab4dexample</requestId>
  <launchTemplate>
    <createTime>2017-10-31T11:38:52.000Z</createTime>
    <createdBy>arn:aws:iam::123456789012:root</createdBy>
    <defaultVersionNumber>2</defaultVersionNumber>
    <latestVersionNumber>2</latestVersionNumber>
    <launchTemplateId>lt-0a20c965061f64abc</launchTemplateId>
```

```
<launchTemplateName>MyLaunchTemplate</launchTemplateName>  
</launchTemplate>  
</DeleteLaunchTemplateResponse>
```

## See Also

For more information about using this API in one of the language-specific AWS SDKs, see the following:

- [AWS Command Line Interface](#)
- [AWS SDK for .NET](#)
- [AWS SDK for C++](#)
- [AWS SDK for Go v2](#)
- [AWS SDK for Java V2](#)
- [AWS SDK for JavaScript V3](#)
- [AWS SDK for PHP V3](#)
- [AWS SDK for Python](#)
- [AWS SDK for Ruby V3](#)

# DeleteLaunchTemplateVersions

Deletes one or more versions of a launch template.

You can't delete the default version of a launch template; you must first assign a different version as the default. If the default version is the only version for the launch template, you must delete the entire launch template using [DeleteLaunchTemplate](#).

You can delete up to 200 launch template versions in a single request. To delete more than 200 versions in a single request, use [DeleteLaunchTemplate](#), which deletes the launch template and all of its versions.

For more information, see [Delete a launch template version](#) in the *Amazon EC2 User Guide*.

## Request Parameters

The following parameters are for this specific action. For more information about required and optional parameters that are common to all actions, see [Common Query Parameters](#).

### DryRun

Checks whether you have the required permissions for the action, without actually making the request, and provides an error response. If you have the required permissions, the error response is `DryRunOperation`. Otherwise, it is `UnauthorizedOperation`.

Type: Boolean

Required: No

### LaunchTemplateId

The ID of the launch template.

You must specify either the launch template ID or the launch template name, but not both.

Type: String

Required: No

### LaunchTemplateName

The name of the launch template.

You must specify either the launch template ID or the launch template name, but not both.

Type: String

Length Constraints: Minimum length of 3. Maximum length of 128.

Pattern: `[a-zA-Z0-9\(\)\.\-/_]+`

Required: No

### **LaunchTemplateVersion.N**

The version numbers of one or more launch template versions to delete. You can specify up to 200 launch template version numbers.

Type: Array of strings

Required: Yes

## **Response Elements**

The following elements are returned by the service.

### **requestId**

The ID of the request.

Type: String

### **successfullyDeletedLaunchTemplateVersionSet**

Information about the launch template versions that were successfully deleted.

Type: Array of [DeleteLaunchTemplateVersionsResponseSuccessItem](#) objects

### **unsuccessfullyDeletedLaunchTemplateVersionSet**

Information about the launch template versions that could not be deleted.

Type: Array of [DeleteLaunchTemplateVersionsResponseErrorItem](#) objects

## **Errors**

For information about the errors that are common to all actions, see [Common client error codes](#).

## Examples

### Example

This example deletes version 3 of launch template `lt-0a20c965061f64abc`.

### Sample Request

```
https://ec2.amazonaws.com/?Action=DeleteLaunchTemplateVersions
&LaunchTemplateId=lt-0a20c965061f64abc
&LaunchTemplateVersion.1=3
&AUTHPARAMS
```

### Sample Response

```
<DeleteLaunchTemplateVersionsResponse xmlns="http://ec2.amazonaws.com/doc/2016-11-15/">
  <requestId>67fc746a-1b3f-467e-8583-7061cexample</requestId>
  <unsuccessfullyDeletedLaunchTemplateVersionSet/>
  <successfullyDeletedLaunchTemplateVersionSet>
    <item>
      <launchTemplateId>lt-0a20c965061f64abc</launchTemplateId>
      <launchTemplateName>MyLaunchTemplate</launchTemplateName>
      <versionNumber>3</versionNumber>
    </item>
  </successfullyDeletedLaunchTemplateVersionSet>
</DeleteLaunchTemplateVersionsResponse>
```

## See Also

For more information about using this API in one of the language-specific AWS SDKs, see the following:

- [AWS Command Line Interface](#)
- [AWS SDK for .NET](#)
- [AWS SDK for C++](#)
- [AWS SDK for Go v2](#)
- [AWS SDK for Java V2](#)
- [AWS SDK for JavaScript V3](#)
- [AWS SDK for PHP V3](#)



- [AWS SDK for Python](#)
- [AWS SDK for Ruby V3](#)

# DeleteLocalGatewayRoute

Deletes the specified route from the specified local gateway route table.

## Request Parameters

The following parameters are for this specific action. For more information about required and optional parameters that are common to all actions, see [Common Query Parameters](#).

### DestinationCidrBlock

The CIDR range for the route. This must match the CIDR for the route exactly.

Type: String

Required: No

### DestinationPrefixListId

Use a prefix list in place of `DestinationCidrBlock`. You cannot use `DestinationPrefixListId` and `DestinationCidrBlock` in the same request.

Type: String

Required: No

### DryRun

Checks whether you have the required permissions for the action, without actually making the request, and provides an error response. If you have the required permissions, the error response is `DryRunOperation`. Otherwise, it is `UnauthorizedOperation`.

Type: Boolean

Required: No

### LocalGatewayRouteTableId

The ID of the local gateway route table.

Type: String

Required: Yes

## Response Elements

The following elements are returned by the service.

### **requestId**

The ID of the request.

Type: String

### **route**

Information about the route.

Type: [LocalGatewayRoute](#) object

## Errors

For information about the errors that are common to all actions, see [Common client error codes](#).

## See Also

For more information about using this API in one of the language-specific AWS SDKs, see the following:

- [AWS Command Line Interface](#)
- [AWS SDK for .NET](#)
- [AWS SDK for C++](#)
- [AWS SDK for Go v2](#)
- [AWS SDK for Java V2](#)
- [AWS SDK for JavaScript V3](#)
- [AWS SDK for PHP V3](#)
- [AWS SDK for Python](#)
- [AWS SDK for Ruby V3](#)

# DeleteLocalGatewayRouteTable

Deletes a local gateway route table.

## Request Parameters

The following parameters are for this specific action. For more information about required and optional parameters that are common to all actions, see [Common Query Parameters](#).

### DryRun

Checks whether you have the required permissions for the action, without actually making the request, and provides an error response. If you have the required permissions, the error response is `DryRunOperation`. Otherwise, it is `UnauthorizedOperation`.

Type: Boolean

Required: No

### LocalGatewayRouteTableId

The ID of the local gateway route table.

Type: String

Required: Yes

## Response Elements

The following elements are returned by the service.

### localGatewayRouteTable

Information about the local gateway route table.

Type: [LocalGatewayRouteTable](#) object

### requestId

The ID of the request.

Type: String

## Errors

For information about the errors that are common to all actions, see [Common client error codes](#).

## See Also

For more information about using this API in one of the language-specific AWS SDKs, see the following:

- [AWS Command Line Interface](#)
- [AWS SDK for .NET](#)
- [AWS SDK for C++](#)
- [AWS SDK for Go v2](#)
- [AWS SDK for Java V2](#)
- [AWS SDK for JavaScript V3](#)
- [AWS SDK for PHP V3](#)
- [AWS SDK for Python](#)
- [AWS SDK for Ruby V3](#)

# DeleteLocalGatewayRouteTableVirtualInterfaceGroupAssociation

Deletes a local gateway route table virtual interface group association.

## Request Parameters

The following parameters are for this specific action. For more information about required and optional parameters that are common to all actions, see [Common Query Parameters](#).

### DryRun

Checks whether you have the required permissions for the action, without actually making the request, and provides an error response. If you have the required permissions, the error response is `DryRunOperation`. Otherwise, it is `UnauthorizedOperation`.

Type: Boolean

Required: No

### LocalGatewayRouteTableVirtualInterfaceGroupId

The ID of the local gateway route table virtual interface group association.

Type: String

Required: Yes

## Response Elements

The following elements are returned by the service.

### localGatewayRouteTableVirtualInterfaceGroupAssociation

Information about the association.

Type: [LocalGatewayRouteTableVirtualInterfaceGroupAssociation](#) object

### requestId

The ID of the request.

Type: String

## Errors

For information about the errors that are common to all actions, see [Common client error codes](#).

## See Also

For more information about using this API in one of the language-specific AWS SDKs, see the following:

- [AWS Command Line Interface](#)
- [AWS SDK for .NET](#)
- [AWS SDK for C++](#)
- [AWS SDK for Go v2](#)
- [AWS SDK for Java V2](#)
- [AWS SDK for JavaScript V3](#)
- [AWS SDK for PHP V3](#)
- [AWS SDK for Python](#)
- [AWS SDK for Ruby V3](#)

# DeleteLocalGatewayRouteTableVpcAssociation

Deletes the specified association between a VPC and local gateway route table.

## Request Parameters

The following parameters are for this specific action. For more information about required and optional parameters that are common to all actions, see [Common Query Parameters](#).

### DryRun

Checks whether you have the required permissions for the action, without actually making the request, and provides an error response. If you have the required permissions, the error response is `DryRunOperation`. Otherwise, it is `UnauthorizedOperation`.

Type: Boolean

Required: No

### LocalGatewayRouteTableVpcAssociationId

The ID of the association.

Type: String

Required: Yes

## Response Elements

The following elements are returned by the service.

### localGatewayRouteTableVpcAssociation

Information about the association.

Type: [LocalGatewayRouteTableVpcAssociation](#) object

### requestId

The ID of the request.

Type: String



## Errors

For information about the errors that are common to all actions, see [Common client error codes](#).

## See Also

For more information about using this API in one of the language-specific AWS SDKs, see the following:

- [AWS Command Line Interface](#)
- [AWS SDK for .NET](#)
- [AWS SDK for C++](#)
- [AWS SDK for Go v2](#)
- [AWS SDK for Java V2](#)
- [AWS SDK for JavaScript V3](#)
- [AWS SDK for PHP V3](#)
- [AWS SDK for Python](#)
- [AWS SDK for Ruby V3](#)

# DeleteManagedPrefixList

Deletes the specified managed prefix list. You must first remove all references to the prefix list in your resources.

## Request Parameters

The following parameters are for this specific action. For more information about required and optional parameters that are common to all actions, see [Common Query Parameters](#).

### DryRun

Checks whether you have the required permissions for the action, without actually making the request, and provides an error response. If you have the required permissions, the error response is `DryRunOperation`. Otherwise, it is `UnauthorizedOperation`.

Type: Boolean

Required: No

### PrefixListId

The ID of the prefix list.

Type: String

Required: Yes

## Response Elements

The following elements are returned by the service.

### prefixList

Information about the prefix list.

Type: [ManagedPrefixList](#) object

### requestId

The ID of the request.

Type: String

## Errors

For information about the errors that are common to all actions, see [Common client error codes](#).

## Examples

### Example

This example deletes the specified prefix list.

### Sample Request

```
https://ec2.amazonaws.com/?Action=DeleteManagedPrefixList
&PrefixListId=pl-0123123123123aabb
&AUTHPARAMS
```

### Sample Response

```
<DeleteManagedPrefixListResponse xmlns="http://ec2.amazonaws.com/doc/2016-11-15/">
  <requestId>06152571-575a-49aa-af95-example</requestId>
  <prefixList>
    <addressFamily>IPv6</addressFamily>
    <maxEntries>25</maxEntries>
    <ownerId>123456789012</ownerId>
    <prefixListArn>arn:aws:ec2:us-east-1:123456789012:prefix-list/
pl-0123123123123aabb</prefixListArn>
    <prefixListId>pl-0123123123123aabb</prefixListId>
    <prefixListName>test-pl</prefixListName>
    <state>delete-in-progress</state>
    <version>1</version>
  </prefixList>
</DeleteManagedPrefixListResponse>
```

## See Also

For more information about using this API in one of the language-specific AWS SDKs, see the following:

- [AWS Command Line Interface](#)
- [AWS SDK for .NET](#)

- [AWS SDK for C++](#)
- [AWS SDK for Go v2](#)
- [AWS SDK for Java V2](#)
- [AWS SDK for JavaScript V3](#)
- [AWS SDK for PHP V3](#)
- [AWS SDK for Python](#)
- [AWS SDK for Ruby V3](#)

# DeleteNatGateway

Deletes the specified NAT gateway. Deleting a public NAT gateway disassociates its Elastic IP address, but does not release the address from your account. Deleting a NAT gateway does not delete any NAT gateway routes in your route tables.

## Request Parameters

The following parameters are for this specific action. For more information about required and optional parameters that are common to all actions, see [Common Query Parameters](#).

### DryRun

Checks whether you have the required permissions for the action, without actually making the request, and provides an error response. If you have the required permissions, the error response is `DryRunOperation`. Otherwise, it is `UnauthorizedOperation`.

Type: Boolean

Required: No

### NatGatewayId

The ID of the NAT gateway.

Type: String

Required: Yes

## Response Elements

The following elements are returned by the service.

### natGatewayId

The ID of the NAT gateway.

Type: String

### requestId

The ID of the request.

Type: String

## Errors

For information about the errors that are common to all actions, see [Common client error codes](#).

## Examples

### Example

This example deletes NAT gateway nat-04ae55e711cec5680.

### Sample Request

```
https://ec2.amazonaws.com/?Action=DeleteNatGateway
&NatGatewayId=nat-04ae55e711cec5680
&AUTHPARAMS
```

### Sample Response

```
<DeleteNatGatewayResponse xmlns="http://ec2.amazonaws.com/doc/2016-11-15/">
  <requestId>741fc8ab-6ebe-452b-b92b-example</requestId>
  <natGatewayId>nat-04ae55e711cec5680</natGatewayId>
</DeleteNatGatewayResponse>
```

## See Also

For more information about using this API in one of the language-specific AWS SDKs, see the following:

- [AWS Command Line Interface](#)
- [AWS SDK for .NET](#)
- [AWS SDK for C++](#)
- [AWS SDK for Go v2](#)
- [AWS SDK for Java V2](#)
- [AWS SDK for JavaScript V3](#)
- [AWS SDK for PHP V3](#)

- [AWS SDK for Python](#)
- [AWS SDK for Ruby V3](#)

# DeleteNetworkAcl

Deletes the specified network ACL. You can't delete the ACL if it's associated with any subnets. You can't delete the default network ACL.

## Request Parameters

The following parameters are for this specific action. For more information about required and optional parameters that are common to all actions, see [Common Query Parameters](#).

### DryRun

Checks whether you have the required permissions for the action, without actually making the request, and provides an error response. If you have the required permissions, the error response is `DryRunOperation`. Otherwise, it is `UnauthorizedOperation`.

Type: Boolean

Required: No

### NetworkAclId

The ID of the network ACL.

Type: String

Required: Yes

## Response Elements

The following elements are returned by the service.

### requestId

The ID of the request.

Type: String

### return

Is `true` if the request succeeds, and an error otherwise.

Type: Boolean



## Errors

For information about the errors that are common to all actions, see [Common client error codes](#).

## Examples

### Example

This example deletes the specified network ACL.

### Sample Request

```
https://ec2.amazonaws.com/?Action=DeleteNetworkAcl
&NetworkAclId=acl-2cb85d45
&AUTHPARAMS
```

### Sample Response

```
<DeleteNetworkAclResponse xmlns="http://ec2.amazonaws.com/doc/2016-11-15/">
  <requestId>59dbff89-35bd-4eac-99ed-be587EXAMPLE</requestId>
  <return>true</return>
</DeleteNetworkAclResponse>
```

## See Also

For more information about using this API in one of the language-specific AWS SDKs, see the following:

- [AWS Command Line Interface](#)
- [AWS SDK for .NET](#)
- [AWS SDK for C++](#)
- [AWS SDK for Go v2](#)
- [AWS SDK for Java V2](#)
- [AWS SDK for JavaScript V3](#)
- [AWS SDK for PHP V3](#)
- [AWS SDK for Python](#)
- [AWS SDK for Ruby V3](#)



# DeleteNetworkAclEntry

Deletes the specified ingress or egress entry (rule) from the specified network ACL.

## Request Parameters

The following parameters are for this specific action. For more information about required and optional parameters that are common to all actions, see [Common Query Parameters](#).

### DryRun

Checks whether you have the required permissions for the action, without actually making the request, and provides an error response. If you have the required permissions, the error response is `DryRunOperation`. Otherwise, it is `UnauthorizedOperation`.

Type: Boolean

Required: No

### Egress

Indicates whether the rule is an egress rule.

Type: Boolean

Required: Yes

### NetworkAclId

The ID of the network ACL.

Type: String

Required: Yes

### RuleNumber

The rule number of the entry to delete.

Type: Integer

Required: Yes

## Response Elements

The following elements are returned by the service.

### **requestId**

The ID of the request.

Type: String

### **return**

Is true if the request succeeds, and an error otherwise.

Type: Boolean

## Errors

For information about the errors that are common to all actions, see [Common client error codes](#).

## Examples

### Example

This example deletes ingress rule number 100 from the specified network ACL.

### Sample Request

```
https://ec2.amazonaws.com/?Action=DeleteNetworkAclEntry
&NetworkAclId=acl-2cb85d45
&RuleNumber=100
&AUTHPARAMS
```

### Sample Response

```
<DeleteNetworkAclEntryResponse xmlns="http://ec2.amazonaws.com/doc/2016-11-15/">
  <requestId>59dbff89-35bd-4eac-99ed-be587EXAMPLE</requestId>
  <return>true</return>
</DeleteNetworkAclEntryResponse>
```

## See Also

For more information about using this API in one of the language-specific AWS SDKs, see the following:

- [AWS Command Line Interface](#)
- [AWS SDK for .NET](#)
- [AWS SDK for C++](#)
- [AWS SDK for Go v2](#)
- [AWS SDK for Java V2](#)
- [AWS SDK for JavaScript V3](#)
- [AWS SDK for PHP V3](#)
- [AWS SDK for Python](#)
- [AWS SDK for Ruby V3](#)

# DeleteNetworkInsightsAccessScope

Deletes the specified Network Access Scope.

## Request Parameters

The following parameters are for this specific action. For more information about required and optional parameters that are common to all actions, see [Common Query Parameters](#).

### DryRun

Checks whether you have the required permissions for the action, without actually making the request, and provides an error response. If you have the required permissions, the error response is `DryRunOperation`. Otherwise, it is `UnauthorizedOperation`.

Type: Boolean

Required: No

### NetworkInsightsAccessScopeId

The ID of the Network Access Scope.

Type: String

Required: Yes

## Response Elements

The following elements are returned by the service.

### networkInsightsAccessScopeId

The ID of the Network Access Scope.

Type: String

### requestId

The ID of the request.

Type: String

## Errors

For information about the errors that are common to all actions, see [Common client error codes](#).

## See Also

For more information about using this API in one of the language-specific AWS SDKs, see the following:

- [AWS Command Line Interface](#)
- [AWS SDK for .NET](#)
- [AWS SDK for C++](#)
- [AWS SDK for Go v2](#)
- [AWS SDK for Java V2](#)
- [AWS SDK for JavaScript V3](#)
- [AWS SDK for PHP V3](#)
- [AWS SDK for Python](#)
- [AWS SDK for Ruby V3](#)

# DeleteNetworkInsightsAccessScopeAnalysis

Deletes the specified Network Access Scope analysis.

## Request Parameters

The following parameters are for this specific action. For more information about required and optional parameters that are common to all actions, see [Common Query Parameters](#).

### DryRun

Checks whether you have the required permissions for the action, without actually making the request, and provides an error response. If you have the required permissions, the error response is `DryRunOperation`. Otherwise, it is `UnauthorizedOperation`.

Type: Boolean

Required: No

### NetworkInsightsAccessScopeAnalysisId

The ID of the Network Access Scope analysis.

Type: String

Required: Yes

## Response Elements

The following elements are returned by the service.

### networkInsightsAccessScopeAnalysisId

The ID of the Network Access Scope analysis.

Type: String

### requestId

The ID of the request.

Type: String



## Errors

For information about the errors that are common to all actions, see [Common client error codes](#).

## See Also

For more information about using this API in one of the language-specific AWS SDKs, see the following:

- [AWS Command Line Interface](#)
- [AWS SDK for .NET](#)
- [AWS SDK for C++](#)
- [AWS SDK for Go v2](#)
- [AWS SDK for Java V2](#)
- [AWS SDK for JavaScript V3](#)
- [AWS SDK for PHP V3](#)
- [AWS SDK for Python](#)
- [AWS SDK for Ruby V3](#)

# DeleteNetworkInsightsAnalysis

Deletes the specified network insights analysis.

## Request Parameters

The following parameters are for this specific action. For more information about required and optional parameters that are common to all actions, see [Common Query Parameters](#).

### DryRun

Checks whether you have the required permissions for the action, without actually making the request, and provides an error response. If you have the required permissions, the error response is `DryRunOperation`. Otherwise, it is `UnauthorizedOperation`.

Type: Boolean

Required: No

### NetworkInsightsAnalysisId

The ID of the network insights analysis.

Type: String

Required: Yes

## Response Elements

The following elements are returned by the service.

### networkInsightsAnalysisId

The ID of the network insights analysis.

Type: String

### requestId

The ID of the request.

Type: String

## Errors

For information about the errors that are common to all actions, see [Common client error codes](#).

## See Also

For more information about using this API in one of the language-specific AWS SDKs, see the following:

- [AWS Command Line Interface](#)
- [AWS SDK for .NET](#)
- [AWS SDK for C++](#)
- [AWS SDK for Go v2](#)
- [AWS SDK for Java V2](#)
- [AWS SDK for JavaScript V3](#)
- [AWS SDK for PHP V3](#)
- [AWS SDK for Python](#)
- [AWS SDK for Ruby V3](#)

# DeleteNetworkInsightsPath

Deletes the specified path.

## Request Parameters

The following parameters are for this specific action. For more information about required and optional parameters that are common to all actions, see [Common Query Parameters](#).

### DryRun

Checks whether you have the required permissions for the action, without actually making the request, and provides an error response. If you have the required permissions, the error response is `DryRunOperation`. Otherwise, it is `UnauthorizedOperation`.

Type: Boolean

Required: No

### NetworkInsightsPathId

The ID of the path.

Type: String

Required: Yes

## Response Elements

The following elements are returned by the service.

### networkInsightsPathId

The ID of the path.

Type: String

### requestId

The ID of the request.

Type: String

## Errors

For information about the errors that are common to all actions, see [Common client error codes](#).

## See Also

For more information about using this API in one of the language-specific AWS SDKs, see the following:

- [AWS Command Line Interface](#)
- [AWS SDK for .NET](#)
- [AWS SDK for C++](#)
- [AWS SDK for Go v2](#)
- [AWS SDK for Java V2](#)
- [AWS SDK for JavaScript V3](#)
- [AWS SDK for PHP V3](#)
- [AWS SDK for Python](#)
- [AWS SDK for Ruby V3](#)

# DeleteNetworkInterface

Deletes the specified network interface. You must detach the network interface before you can delete it.

## Request Parameters

The following parameters are for this specific action. For more information about required and optional parameters that are common to all actions, see [Common Query Parameters](#).

### DryRun

Checks whether you have the required permissions for the action, without actually making the request, and provides an error response. If you have the required permissions, the error response is `DryRunOperation`. Otherwise, it is `UnauthorizedOperation`.

Type: Boolean

Required: No

### NetworkInterfaceId

The ID of the network interface.

Type: String

Required: Yes

## Response Elements

The following elements are returned by the service.

### requestId

The ID of the request.

Type: String

### return

Is `true` if the request succeeds, and an error otherwise.

Type: Boolean

## Errors

For information about the errors that are common to all actions, see [Common client error codes](#).

## Examples

### Example

This example deletes the specified network interface.

### Sample Request

```
https://ec2.amazonaws.com/?Action=DeleteNetworkInterface
&NetworkInterfaceId=eni-ffda3197
&AUTHPARAMS
```

### Sample Response

```
<DeleteNetworkInterfaceResponse xmlns="http://ec2.amazonaws.com/doc/2016-11-15/">
  <requestId>e1c6d73b-edaa-4e62-9909-6611404e1739</requestId>
  <return>true</return>
</DeleteNetworkInterfaceResponse>
```

## See Also

For more information about using this API in one of the language-specific AWS SDKs, see the following:

- [AWS Command Line Interface](#)
- [AWS SDK for .NET](#)
- [AWS SDK for C++](#)
- [AWS SDK for Go v2](#)
- [AWS SDK for Java V2](#)
- [AWS SDK for JavaScript V3](#)
- [AWS SDK for PHP V3](#)
- [AWS SDK for Python](#)
- [AWS SDK for Ruby V3](#)





# DeleteNetworkInterfacePermission

Deletes a permission for a network interface. By default, you cannot delete the permission if the account for which you're removing the permission has attached the network interface to an instance. However, you can force delete the permission, regardless of any attachment.

## Request Parameters

The following parameters are for this specific action. For more information about required and optional parameters that are common to all actions, see [Common Query Parameters](#).

### DryRun

Checks whether you have the required permissions for the action, without actually making the request, and provides an error response. If you have the required permissions, the error response is `DryRunOperation`. Otherwise, it is `UnauthorizedOperation`.

Type: Boolean

Required: No

### Force

Specify `true` to remove the permission even if the network interface is attached to an instance.

Type: Boolean

Required: No

### NetworkInterfacePermissionId

The ID of the network interface permission.

Type: String

Required: Yes

## Response Elements

The following elements are returned by the service.

## requestId

The ID of the request.

Type: String

## return

Returns `true` if the request succeeds, otherwise returns an error.

Type: Boolean

## Errors

For information about the errors that are common to all actions, see [Common client error codes](#).

## Examples

### Example

This example deletes the specified network interface permission.

### Sample Request

```
https://ec2.amazonaws.com/?Action=DeleteNetworkInterfacePermission
&NetworkInterfacePermissionId=eni-perm-06fd19020ede149ea
&AUTHPARAMS
```

### Sample Response

```
<DeleteNetworkInterfacePermissionResponse xmlns="http://ec2.amazonaws.com/
doc/2016-11-15/">
  <requestId>7a296942-8fa0-45a3-8406-09e9example</requestId>
  <return>true</return>
</DeleteNetworkInterfacePermissionResponse>
```

## See Also

For more information about using this API in one of the language-specific AWS SDKs, see the following:

- [AWS Command Line Interface](#)
- [AWS SDK for .NET](#)
- [AWS SDK for C++](#)
- [AWS SDK for Go v2](#)
- [AWS SDK for Java V2](#)
- [AWS SDK for JavaScript V3](#)
- [AWS SDK for PHP V3](#)
- [AWS SDK for Python](#)
- [AWS SDK for Ruby V3](#)

# DeletePlacementGroup

Deletes the specified placement group. You must terminate all instances in the placement group before you can delete the placement group. For more information, see [Placement groups](#) in the *Amazon EC2 User Guide*.

## Request Parameters

The following parameters are for this specific action. For more information about required and optional parameters that are common to all actions, see [Common Query Parameters](#).

### DryRun

Checks whether you have the required permissions for the action, without actually making the request, and provides an error response. If you have the required permissions, the error response is `DryRunOperation`. Otherwise, it is `UnauthorizedOperation`.

Type: Boolean

Required: No

### GroupName

The name of the placement group.

Type: String

Required: Yes

## Response Elements

The following elements are returned by the service.

### requestId

The ID of the request.

Type: String

### return

Is `true` if the request succeeds, and an error otherwise.

Type: Boolean

## Errors

For information about the errors that are common to all actions, see [Common client error codes](#).

## Examples

### Example

This example deletes the placement group named XYZ-cluster.

### Sample Request

```
https://ec2.amazonaws.com/?Action=DeletePlacementGroup
&GroupName=XYZ-cluster
&AUTHPARAMS
```

### Sample Response

```
<DeletePlacementGroupResponse xmlns="http://ec2.amazonaws.com/doc/2016-11-15/">
  <requestId>d4904fd9-82c2-4ea5-adfe-a9cc3EXAMPLE</requestId>
  <return>>true</return>
</DeletePlacementGroupResponse>
```

## See Also

For more information about using this API in one of the language-specific AWS SDKs, see the following:

- [AWS Command Line Interface](#)
- [AWS SDK for .NET](#)
- [AWS SDK for C++](#)
- [AWS SDK for Go v2](#)
- [AWS SDK for Java V2](#)
- [AWS SDK for JavaScript V3](#)
- [AWS SDK for PHP V3](#)

- [AWS SDK for Python](#)
- [AWS SDK for Ruby V3](#)

# DeletePublicIpv4Pool

Delete a public IPv4 pool. A public IPv4 pool is an EC2 IP address pool required for the public IPv4 CIDRs that you own and bring to AWS to manage with IPAM. IPv6 addresses you bring to AWS, however, use IPAM pools only.

## Request Parameters

The following parameters are for this specific action. For more information about required and optional parameters that are common to all actions, see [Common Query Parameters](#).

### DryRun

A check for whether you have the required permissions for the action without actually making the request and provides an error response. If you have the required permissions, the error response is `DryRunOperation`. Otherwise, it is `UnauthorizedOperation`.

Type: Boolean

Required: No

### NetworkBorderGroup

The Availability Zone (AZ) or Local Zone (LZ) network border group that the resource that the IP address is assigned to is in. Defaults to an AZ network border group. For more information on available Local Zones, see [Local Zone availability](#) in the *Amazon EC2 User Guide*.

Type: String

Required: No

### PoolId

The ID of the public IPv4 pool you want to delete.

Type: String

Required: Yes

## Response Elements

The following elements are returned by the service.

## requestId

The ID of the request.

Type: String

## returnValue

Information about the result of deleting the public IPv4 pool.

Type: Boolean

## Errors

For information about the errors that are common to all actions, see [Common client error codes](#).

## See Also

For more information about using this API in one of the language-specific AWS SDKs, see the following:

- [AWS Command Line Interface](#)
- [AWS SDK for .NET](#)
- [AWS SDK for C++](#)
- [AWS SDK for Go v2](#)
- [AWS SDK for Java V2](#)
- [AWS SDK for JavaScript V3](#)
- [AWS SDK for PHP V3](#)
- [AWS SDK for Python](#)
- [AWS SDK for Ruby V3](#)



# DeleteQueuedReservedInstances

Deletes the queued purchases for the specified Reserved Instances.

## Request Parameters

The following parameters are for this specific action. For more information about required and optional parameters that are common to all actions, see [Common Query Parameters](#).

### DryRun

Checks whether you have the required permissions for the action, without actually making the request, and provides an error response. If you have the required permissions, the error response is `DryRunOperation`. Otherwise, it is `UnauthorizedOperation`.

Type: Boolean

Required: No

### ReservedInstancesId.N

The IDs of the Reserved Instances.

Type: Array of strings

Array Members: Minimum number of 1 item. Maximum number of 100 items.

Required: Yes

## Response Elements

The following elements are returned by the service.

### failedQueuedPurchaseDeletionSet

Information about the queued purchases that could not be deleted.

Type: Array of [FailedQueuedPurchaseDeletion](#) objects

### requestId

The ID of the request.

Type: String

## successfulQueuedPurchaseDeletionSet

Information about the queued purchases that were successfully deleted.

Type: Array of [SuccessfulQueuedPurchaseDeletion](#) objects

## Errors

For information about the errors that are common to all actions, see [Common client error codes](#).

## See Also

For more information about using this API in one of the language-specific AWS SDKs, see the following:

- [AWS Command Line Interface](#)
- [AWS SDK for .NET](#)
- [AWS SDK for C++](#)
- [AWS SDK for Go v2](#)
- [AWS SDK for Java V2](#)
- [AWS SDK for JavaScript V3](#)
- [AWS SDK for PHP V3](#)
- [AWS SDK for Python](#)
- [AWS SDK for Ruby V3](#)

# DeleteRoute

Deletes the specified route from the specified route table.

## Request Parameters

The following parameters are for this specific action. For more information about required and optional parameters that are common to all actions, see [Common Query Parameters](#).

### DestinationCidrBlock

The IPv4 CIDR range for the route. The value you specify must match the CIDR for the route exactly.

Type: String

Required: No

### DestinationIpv6CidrBlock

The IPv6 CIDR range for the route. The value you specify must match the CIDR for the route exactly.

Type: String

Required: No

### DestinationPrefixListId

The ID of the prefix list for the route.

Type: String

Required: No

### DryRun

Checks whether you have the required permissions for the action, without actually making the request, and provides an error response. If you have the required permissions, the error response is `DryRunOperation`. Otherwise, it is `UnauthorizedOperation`.

Type: Boolean

Required: No

## RouteTableId

The ID of the route table.

Type: String

Required: Yes

## Response Elements

The following elements are returned by the service.

### requestId

The ID of the request.

Type: String

### return

Is `true` if the request succeeds, and an error otherwise.

Type: Boolean

## Errors

For information about the errors that are common to all actions, see [Common client error codes](#).

## Examples

### Example 1

This example deletes the route with destination IPv4 CIDR `172.16.1.0/24` from the specified route table.

### Sample Request

```
https://ec2.amazonaws.com/?Action=DeleteRoute
&RouteTableId=rtb-1122334455667788a
&DestinationCidrBlock=172.16.1.0/24
&AUTHPARAMS
```

## Sample Response

```
<DeleteRouteResponse xmlns="http://ec2.amazonaws.com/doc/2016-11-15/">
  <requestId>59dbff89-35bd-4eac-99ed-be587EXAMPLE</requestId>
  <return>true</return>
</DeleteRouteResponse>
```

## Example 2

This example deletes the route with destination IPv6 CIDR `::/0` from the specified route table.

## Sample Request

```
https://ec2.amazonaws.com/?Action=DeleteRoute
&RouteTableId=rtb-1122334455667788a
&DestinationIpv6CidrBlock=::/0
&AUTHPARAMS
```

## See Also

For more information about using this API in one of the language-specific AWS SDKs, see the following:

- [AWS Command Line Interface](#)
- [AWS SDK for .NET](#)
- [AWS SDK for C++](#)
- [AWS SDK for Go v2](#)
- [AWS SDK for Java V2](#)
- [AWS SDK for JavaScript V3](#)
- [AWS SDK for PHP V3](#)
- [AWS SDK for Python](#)
- [AWS SDK for Ruby V3](#)

# DeleteRouteTable

Deletes the specified route table. You must disassociate the route table from any subnets before you can delete it. You can't delete the main route table.

## Request Parameters

The following parameters are for this specific action. For more information about required and optional parameters that are common to all actions, see [Common Query Parameters](#).

### DryRun

Checks whether you have the required permissions for the action, without actually making the request, and provides an error response. If you have the required permissions, the error response is `DryRunOperation`. Otherwise, it is `UnauthorizedOperation`.

Type: Boolean

Required: No

### RouteTableId

The ID of the route table.

Type: String

Required: Yes

## Response Elements

The following elements are returned by the service.

### requestId

The ID of the request.

Type: String

### return

Is `true` if the request succeeds, and an error otherwise.

Type: Boolean

## Errors

For information about the errors that are common to all actions, see [Common client error codes](#).

## Examples

### Example

This example deletes the specified route table.

### Sample Request

```
https://ec2.amazonaws.com/?Action=DeleteRouteTable
&RouteTableId=rtb-1122334455667788a
&AUTHPARAMS
```

### Sample Response

```
<DeleteRouteTableResponse xmlns="http://ec2.amazonaws.com/doc/2016-11-15/">
  <requestId>59dbff89-35bd-4eac-99ed-be587EXAMPLE</requestId>
  <return>>true</return>
</DeleteRouteTableResponse>
```

## See Also

For more information about using this API in one of the language-specific AWS SDKs, see the following:

- [AWS Command Line Interface](#)
- [AWS SDK for .NET](#)
- [AWS SDK for C++](#)
- [AWS SDK for Go v2](#)
- [AWS SDK for Java V2](#)
- [AWS SDK for JavaScript V3](#)
- [AWS SDK for PHP V3](#)
- [AWS SDK for Python](#)
- [AWS SDK for Ruby V3](#)





# DeleteSecurityGroup

Deletes a security group.

If you attempt to delete a security group that is associated with an instance or network interface or is referenced by another security group in the same VPC, the operation fails with `DependencyViolation`.

## Request Parameters

The following parameters are for this specific action. For more information about required and optional parameters that are common to all actions, see [Common Query Parameters](#).

### DryRun

Checks whether you have the required permissions for the action, without actually making the request, and provides an error response. If you have the required permissions, the error response is `DryRunOperation`. Otherwise, it is `UnauthorizedOperation`.

Type: Boolean

Required: No

### GroupId

The ID of the security group.

Type: String

Required: No

### GroupName

[Default VPC] The name of the security group. You can specify either the security group name or the security group ID. For security groups in a nondefault VPC, you must specify the security group ID.

Type: String

Required: No

## Response Elements

The following elements are returned by the service.

### **requestId**

The ID of the request.

Type: String

### **return**

Is `true` if the request succeeds, and an error otherwise.

Type: Boolean

## Errors

For information about the errors that are common to all actions, see [Common client error codes](#).

## Examples

### Example

This example deletes the specified security group.

### Sample Request

```
https://ec2.amazonaws.com/?Action=DeleteSecurityGroup
&GroupId=sg-1a2b3c4d
&AUTHPARAMS
```

### Sample Response

```
<DeleteSecurityGroupResponse xmlns="http://ec2.amazonaws.com/doc/2016-11-15/">
  <requestId>59dbff89-35bd-4eac-99ed-be587EXAMPLE</requestId>
  <return>true</return>
</DeleteSecurityGroupResponse>
```

## See Also

For more information about using this API in one of the language-specific AWS SDKs, see the following:

- [AWS Command Line Interface](#)
- [AWS SDK for .NET](#)
- [AWS SDK for C++](#)
- [AWS SDK for Go v2](#)
- [AWS SDK for Java V2](#)
- [AWS SDK for JavaScript V3](#)
- [AWS SDK for PHP V3](#)
- [AWS SDK for Python](#)
- [AWS SDK for Ruby V3](#)

# DeleteSnapshot

Deletes the specified snapshot.

When you make periodic snapshots of a volume, the snapshots are incremental, and only the blocks on the device that have changed since your last snapshot are saved in the new snapshot. When you delete a snapshot, only the data not needed for any other snapshot is removed. So regardless of which prior snapshots have been deleted, all active snapshots will have access to all the information needed to restore the volume.

You cannot delete a snapshot of the root device of an EBS volume used by a registered AMI. You must first de-register the AMI before you can delete the snapshot.

For more information, see [Delete an Amazon EBS snapshot](#) in the *Amazon EBS User Guide*.

## Request Parameters

The following parameters are for this specific action. For more information about required and optional parameters that are common to all actions, see [Common Query Parameters](#).

### DryRun

Checks whether you have the required permissions for the action, without actually making the request, and provides an error response. If you have the required permissions, the error response is `DryRunOperation`. Otherwise, it is `UnauthorizedOperation`.

Type: Boolean

Required: No

### SnapshotId

The ID of the EBS snapshot.

Type: String

Required: Yes

## Response Elements

The following elements are returned by the service.

## requestId

The ID of the request.

Type: String

## return

Is `true` if the request succeeds, and an error otherwise.

Type: Boolean

## Errors

For information about the errors that are common to all actions, see [Common client error codes](#).

## Examples

### Example

This example request deletes the snapshot with the ID `snap-1234567890abcdef0`.

### Sample Request

```
https://ec2.amazonaws.com/?Action=DeleteSnapshot
&SnapshotId.1=snap-1234567890abcdef0
&AUTHPARAMS
```

### Sample Response

```
<DeleteSnapshotResponse xmlns="http://ec2.amazonaws.com/doc/2016-11-15/">
  <requestId>59dbff89-35bd-4eac-99ed-be587EXAMPLE</requestId>
  <return>true</return>
</DeleteSnapshotResponse>
```

## See Also

For more information about using this API in one of the language-specific AWS SDKs, see the following:

- [AWS Command Line Interface](#)
- [AWS SDK for .NET](#)
- [AWS SDK for C++](#)
- [AWS SDK for Go v2](#)
- [AWS SDK for Java V2](#)
- [AWS SDK for JavaScript V3](#)
- [AWS SDK for PHP V3](#)
- [AWS SDK for Python](#)
- [AWS SDK for Ruby V3](#)

# DeleteSpotDatafeedSubscription

Deletes the data feed for Spot Instances.

## Request Parameters

For more information about required and optional parameters that are common to all actions, see [Common Query Parameters](#).

### DryRun

Checks whether you have the required permissions for the action, without actually making the request, and provides an error response. If you have the required permissions, the error response is `DryRunOperation`. Otherwise, it is `UnauthorizedOperation`.

Type: Boolean

Required: No

## Response Elements

The following elements are returned by the service.

### requestId

The ID of the request.

Type: String

### return

Is `true` if the request succeeds, and an error otherwise.

Type: Boolean

## Errors

For information about the errors that are common to all actions, see [Common client error codes](#).

## Examples

### Example

This example request deletes the data feed for the AWS account.

### Sample Request

```
https://ec2.amazonaws.com/?Action=DeleteSpotDatafeedSubscription
&AUTHPARAMS
```

### Sample Response

```
<DeleteSpotDatafeedSubscriptionResponse xmlns="http://ec2.amazonaws.com/
doc/2016-11-15/">
  <requestId>59dbff89-35bd-4eac-99ed-be587EXAMPLE</requestId>
  <return>true</return>
</DeleteSpotDatafeedSubscriptionResponse>
```

## See Also

For more information about using this API in one of the language-specific AWS SDKs, see the following:

- [AWS Command Line Interface](#)
- [AWS SDK for .NET](#)
- [AWS SDK for C++](#)
- [AWS SDK for Go v2](#)
- [AWS SDK for Java V2](#)
- [AWS SDK for JavaScript V3](#)
- [AWS SDK for PHP V3](#)
- [AWS SDK for Python](#)
- [AWS SDK for Ruby V3](#)



# DeleteSubnet

Deletes the specified subnet. You must terminate all running instances in the subnet before you can delete the subnet.

## Request Parameters

The following parameters are for this specific action. For more information about required and optional parameters that are common to all actions, see [Common Query Parameters](#).

### DryRun

Checks whether you have the required permissions for the action, without actually making the request, and provides an error response. If you have the required permissions, the error response is `DryRunOperation`. Otherwise, it is `UnauthorizedOperation`.

Type: Boolean

Required: No

### SubnetId

The ID of the subnet.

Type: String

Required: Yes

## Response Elements

The following elements are returned by the service.

### requestId

The ID of the request.

Type: String

### return

Is `true` if the request succeeds, and an error otherwise.

Type: Boolean

## Errors

For information about the errors that are common to all actions, see [Common client error codes](#).

## Examples

### Example

This example deletes the specified subnet.

### Sample Request

```
https://ec2.amazonaws.com/?Action=DeleteSubnet
&SubnetId=subnet-9d4a7b6c
&AUTHPARAMS
```

### Sample Response

```
<DeleteSubnetResponse xmlns="http://ec2.amazonaws.com/doc/2016-11-15/">
  <requestId>7a62c49f-347e-4fc4-9331-6e8eEXAMPLE</requestId>
  <return>true</return>
</DeleteSubnetResponse>
```

## See Also

For more information about using this API in one of the language-specific AWS SDKs, see the following:

- [AWS Command Line Interface](#)
- [AWS SDK for .NET](#)
- [AWS SDK for C++](#)
- [AWS SDK for Go v2](#)
- [AWS SDK for Java V2](#)
- [AWS SDK for JavaScript V3](#)
- [AWS SDK for PHP V3](#)
- [AWS SDK for Python](#)
- [AWS SDK for Ruby V3](#)



# DeleteSubnetCidrReservation

Deletes a subnet CIDR reservation.

## Request Parameters

The following parameters are for this specific action. For more information about required and optional parameters that are common to all actions, see [Common Query Parameters](#).

### DryRun

Checks whether you have the required permissions for the action, without actually making the request, and provides an error response. If you have the required permissions, the error response is `DryRunOperation`. Otherwise, it is `UnauthorizedOperation`.

Type: Boolean

Required: No

### SubnetCidrReservationId

The ID of the subnet CIDR reservation.

Type: String

Required: Yes

## Response Elements

The following elements are returned by the service.

### deletedSubnetCidrReservation

Information about the deleted subnet CIDR reservation.

Type: [SubnetCidrReservation](#) object

### requestId

The ID of the request.

Type: String

## Errors

For information about the errors that are common to all actions, see [Common client error codes](#).

## See Also

For more information about using this API in one of the language-specific AWS SDKs, see the following:

- [AWS Command Line Interface](#)
- [AWS SDK for .NET](#)
- [AWS SDK for C++](#)
- [AWS SDK for Go v2](#)
- [AWS SDK for Java V2](#)
- [AWS SDK for JavaScript V3](#)
- [AWS SDK for PHP V3](#)
- [AWS SDK for Python](#)
- [AWS SDK for Ruby V3](#)

# DeleteTags

Deletes the specified set of tags from the specified set of resources.

To list the current tags, use [DescribeTags](#). For more information about tags, see [Tag your Amazon EC2 resources](#) in the *Amazon Elastic Compute Cloud User Guide*.

## Request Parameters

The following parameters are for this specific action. For more information about required and optional parameters that are common to all actions, see [Common Query Parameters](#).

### DryRun

Checks whether you have the required permissions for the action, without actually making the request, and provides an error response. If you have the required permissions, the error response is `DryRunOperation`. Otherwise, it is `UnauthorizedOperation`.

Type: Boolean

Required: No

### ResourceIds.N

The IDs of the resources, separated by spaces.

Constraints: Up to 1000 resource IDs. We recommend breaking up this request into smaller batches.

Type: Array of strings

Required: Yes

### Tag.N

The tags to delete. Specify a tag key and an optional tag value to delete specific tags. If you specify a tag key without a tag value, we delete any tag with this key regardless of its value. If you specify a tag key with an empty string as the tag value, we delete the tag only if its value is an empty string.

If you omit this parameter, we delete all user-defined tags for the specified resources. We do not delete AWS-generated tags (tags that have the `aws :` prefix).

Constraints: Up to 1000 tags.

Type: Array of [Tag](#) objects

Required: No

## Response Elements

The following elements are returned by the service.

### requestId

The ID of the request.

Type: String

### return

Is `true` if the request succeeds, and an error otherwise.

Type: Boolean

## Errors

For information about the errors that are common to all actions, see [Common client error codes](#).

## Examples

### Example

This example deletes all the user-defined tags for the AMI with the ID `ami-1a2b3c4d`.

### Sample Request

```
https://ec2.amazonaws.com/?Action=DeleteTags
&ResourceId.1=ami-1a2b3c4d
&AUTHPARAMS
```

### Sample Response

```
<DeleteTagsResponse xmlns="http://ec2.amazonaws.com/doc/2016-11-15/">
```

```
<requestId>7a62c49f-347e-4fc4-9331-6e8eEXAMPLE</requestId>
<return>>true</return>
</DeleteTagsResponse>
```

## Example

This example deletes the `stack` and `webserver` tags for two particular instances.

### Sample Request

```
https://ec2.amazonaws.com/?Action=DeleteTags
&ResourceId.1=i-1234567890abcdef0
&ResourceId.2=i-0598c7d356eba48d7
&Tag.1.Key=stack
&Tag.2.Key=webserver
&AUTHPARAMS
```

## Example

You can specify a tag key without a corresponding tag value to delete the tag regardless of its value. This example request deletes all tags that have a key of `Purpose`, regardless of the tag value.

### Sample Request

```
https://ec2.amazonaws.com/?Action=DeleteTags
&ResourceId.1=i-0598c7d356eba48d7
&Tag.1.Key=Purpose
&AUTHPARAMS
```

## Example

When you create a tag, you can set the tag value to the empty string. Correspondingly, you can delete only tags that have a specific key and whose value is the empty string. This example request deletes all tags for the specified instance where the key is `Purpose` and the tag value is the empty string.

### Sample Request

```
https://ec2.amazonaws.com/?Action=DeleteTags
```



```
&ResourceId.1=i-1234567890abcdef0
&Tag.1.Key=Purpose
&Tag.2.Value=
&AUTHPARAMS
```

## See Also

For more information about using this API in one of the language-specific AWS SDKs, see the following:

- [AWS Command Line Interface](#)
- [AWS SDK for .NET](#)
- [AWS SDK for C++](#)
- [AWS SDK for Go v2](#)
- [AWS SDK for Java V2](#)
- [AWS SDK for JavaScript V3](#)
- [AWS SDK for PHP V3](#)
- [AWS SDK for Python](#)
- [AWS SDK for Ruby V3](#)

# DeleteTrafficMirrorFilter

Deletes the specified Traffic Mirror filter.

You cannot delete a Traffic Mirror filter that is in use by a Traffic Mirror session.

## Request Parameters

The following parameters are for this specific action. For more information about required and optional parameters that are common to all actions, see [Common Query Parameters](#).

### DryRun

Checks whether you have the required permissions for the action, without actually making the request, and provides an error response. If you have the required permissions, the error response is `DryRunOperation`. Otherwise, it is `UnauthorizedOperation`.

Type: Boolean

Required: No

### TrafficMirrorFilterId

The ID of the Traffic Mirror filter.

Type: String

Required: Yes

## Response Elements

The following elements are returned by the service.

### requestId

The ID of the request.

Type: String

### trafficMirrorFilterId

The ID of the Traffic Mirror filter.

Type: String

## Errors

For information about the errors that are common to all actions, see [Common client error codes](#).

## See Also

For more information about using this API in one of the language-specific AWS SDKs, see the following:

- [AWS Command Line Interface](#)
- [AWS SDK for .NET](#)
- [AWS SDK for C++](#)
- [AWS SDK for Go v2](#)
- [AWS SDK for Java V2](#)
- [AWS SDK for JavaScript V3](#)
- [AWS SDK for PHP V3](#)
- [AWS SDK for Python](#)
- [AWS SDK for Ruby V3](#)

# DeleteTrafficMirrorFilterRule

Deletes the specified Traffic Mirror rule.

## Request Parameters

The following parameters are for this specific action. For more information about required and optional parameters that are common to all actions, see [Common Query Parameters](#).

### DryRun

Checks whether you have the required permissions for the action, without actually making the request, and provides an error response. If you have the required permissions, the error response is `DryRunOperation`. Otherwise, it is `UnauthorizedOperation`.

Type: Boolean

Required: No

### TrafficMirrorFilterRuleId

The ID of the Traffic Mirror rule.

Type: String

Required: Yes

## Response Elements

The following elements are returned by the service.

### requestId

The ID of the request.

Type: String

### trafficMirrorFilterRuleId

The ID of the deleted Traffic Mirror rule.

Type: String

## Errors

For information about the errors that are common to all actions, see [Common client error codes](#).

## See Also

For more information about using this API in one of the language-specific AWS SDKs, see the following:

- [AWS Command Line Interface](#)
- [AWS SDK for .NET](#)
- [AWS SDK for C++](#)
- [AWS SDK for Go v2](#)
- [AWS SDK for Java V2](#)
- [AWS SDK for JavaScript V3](#)
- [AWS SDK for PHP V3](#)
- [AWS SDK for Python](#)
- [AWS SDK for Ruby V3](#)

# DeleteTrafficMirrorSession

Deletes the specified Traffic Mirror session.

## Request Parameters

The following parameters are for this specific action. For more information about required and optional parameters that are common to all actions, see [Common Query Parameters](#).

### DryRun

Checks whether you have the required permissions for the action, without actually making the request, and provides an error response. If you have the required permissions, the error response is `DryRunOperation`. Otherwise, it is `UnauthorizedOperation`.

Type: Boolean

Required: No

### TrafficMirrorSessionId

The ID of the Traffic Mirror session.

Type: String

Required: Yes

## Response Elements

The following elements are returned by the service.

### requestId

The ID of the request.

Type: String

### trafficMirrorSessionId

The ID of the deleted Traffic Mirror session.

Type: String

## Errors

For information about the errors that are common to all actions, see [Common client error codes](#).

## See Also

For more information about using this API in one of the language-specific AWS SDKs, see the following:

- [AWS Command Line Interface](#)
- [AWS SDK for .NET](#)
- [AWS SDK for C++](#)
- [AWS SDK for Go v2](#)
- [AWS SDK for Java V2](#)
- [AWS SDK for JavaScript V3](#)
- [AWS SDK for PHP V3](#)
- [AWS SDK for Python](#)
- [AWS SDK for Ruby V3](#)

# DeleteTrafficMirrorTarget

Deletes the specified Traffic Mirror target.

You cannot delete a Traffic Mirror target that is in use by a Traffic Mirror session.

## Request Parameters

The following parameters are for this specific action. For more information about required and optional parameters that are common to all actions, see [Common Query Parameters](#).

### DryRun

Checks whether you have the required permissions for the action, without actually making the request, and provides an error response. If you have the required permissions, the error response is `DryRunOperation`. Otherwise, it is `UnauthorizedOperation`.

Type: Boolean

Required: No

### TrafficMirrorTargetId

The ID of the Traffic Mirror target.

Type: String

Required: Yes

## Response Elements

The following elements are returned by the service.

### requestId

The ID of the request.

Type: String

### trafficMirrorTargetId

The ID of the deleted Traffic Mirror target.



Type: String

## Errors

For information about the errors that are common to all actions, see [Common client error codes](#).

## See Also

For more information about using this API in one of the language-specific AWS SDKs, see the following:

- [AWS Command Line Interface](#)
- [AWS SDK for .NET](#)
- [AWS SDK for C++](#)
- [AWS SDK for Go v2](#)
- [AWS SDK for Java V2](#)
- [AWS SDK for JavaScript V3](#)
- [AWS SDK for PHP V3](#)
- [AWS SDK for Python](#)
- [AWS SDK for Ruby V3](#)

# DeleteTransitGateway

Deletes the specified transit gateway.

## Request Parameters

The following parameters are for this specific action. For more information about required and optional parameters that are common to all actions, see [Common Query Parameters](#).

### DryRun

Checks whether you have the required permissions for the action, without actually making the request, and provides an error response. If you have the required permissions, the error response is `DryRunOperation`. Otherwise, it is `UnauthorizedOperation`.

Type: Boolean

Required: No

### TransitGatewayId

The ID of the transit gateway.

Type: String

Required: Yes

## Response Elements

The following elements are returned by the service.

### requestId

The ID of the request.

Type: String

### transitGateway

Information about the deleted transit gateway.

Type: [TransitGateway](#) object

## Errors

For information about the errors that are common to all actions, see [Common client error codes](#).

## See Also

For more information about using this API in one of the language-specific AWS SDKs, see the following:

- [AWS Command Line Interface](#)
- [AWS SDK for .NET](#)
- [AWS SDK for C++](#)
- [AWS SDK for Go v2](#)
- [AWS SDK for Java V2](#)
- [AWS SDK for JavaScript V3](#)
- [AWS SDK for PHP V3](#)
- [AWS SDK for Python](#)
- [AWS SDK for Ruby V3](#)

# DeleteTransitGatewayConnect

Deletes the specified Connect attachment. You must first delete any Connect peers for the attachment.

## Request Parameters

The following parameters are for this specific action. For more information about required and optional parameters that are common to all actions, see [Common Query Parameters](#).

### DryRun

Checks whether you have the required permissions for the action, without actually making the request, and provides an error response. If you have the required permissions, the error response is `DryRunOperation`. Otherwise, it is `UnauthorizedOperation`.

Type: Boolean

Required: No

### TransitGatewayAttachmentId

The ID of the Connect attachment.

Type: String

Required: Yes

## Response Elements

The following elements are returned by the service.

### requestId

The ID of the request.

Type: String

### transitGatewayConnect

Information about the deleted Connect attachment.

Type: [TransitGatewayConnect](#) object

## Errors

For information about the errors that are common to all actions, see [Common client error codes](#).

## See Also

For more information about using this API in one of the language-specific AWS SDKs, see the following:

- [AWS Command Line Interface](#)
- [AWS SDK for .NET](#)
- [AWS SDK for C++](#)
- [AWS SDK for Go v2](#)
- [AWS SDK for Java V2](#)
- [AWS SDK for JavaScript V3](#)
- [AWS SDK for PHP V3](#)
- [AWS SDK for Python](#)
- [AWS SDK for Ruby V3](#)

# DeleteTransitGatewayConnectPeer

Deletes the specified Connect peer.

## Request Parameters

The following parameters are for this specific action. For more information about required and optional parameters that are common to all actions, see [Common Query Parameters](#).

### DryRun

Checks whether you have the required permissions for the action, without actually making the request, and provides an error response. If you have the required permissions, the error response is `DryRunOperation`. Otherwise, it is `UnauthorizedOperation`.

Type: Boolean

Required: No

### TransitGatewayConnectPeerId

The ID of the Connect peer.

Type: String

Required: Yes

## Response Elements

The following elements are returned by the service.

### requestId

The ID of the request.

Type: String

### transitGatewayConnectPeer

Information about the deleted Connect peer.

Type: [TransitGatewayConnectPeer](#) object

## Errors

For information about the errors that are common to all actions, see [Common client error codes](#).

## See Also

For more information about using this API in one of the language-specific AWS SDKs, see the following:

- [AWS Command Line Interface](#)
- [AWS SDK for .NET](#)
- [AWS SDK for C++](#)
- [AWS SDK for Go v2](#)
- [AWS SDK for Java V2](#)
- [AWS SDK for JavaScript V3](#)
- [AWS SDK for PHP V3](#)
- [AWS SDK for Python](#)
- [AWS SDK for Ruby V3](#)

# DeleteTransitGatewayMulticastDomain

Deletes the specified transit gateway multicast domain.

## Request Parameters

The following parameters are for this specific action. For more information about required and optional parameters that are common to all actions, see [Common Query Parameters](#).

### DryRun

Checks whether you have the required permissions for the action, without actually making the request, and provides an error response. If you have the required permissions, the error response is `DryRunOperation`. Otherwise, it is `UnauthorizedOperation`.

Type: Boolean

Required: No

### TransitGatewayMulticastDomainId

The ID of the transit gateway multicast domain.

Type: String

Required: Yes

## Response Elements

The following elements are returned by the service.

### requestId

The ID of the request.

Type: String

### transitGatewayMulticastDomain

Information about the deleted transit gateway multicast domain.

Type: [TransitGatewayMulticastDomain](#) object



## Errors

For information about the errors that are common to all actions, see [Common client error codes](#).

## Examples

### Example 1

This example deletes the multicast domain `tgw-mcast-domain-0c4905cef7EXAMPLE`.

### Sample Request

```
https://ec2.amazonaws.com/?Action=DeleteTransitGatewayMulticastDomain
&TransitGatewayMulticastDomainId=tgw-mcast-domain-02bb79002bEXAMPLE
&AUTHPARAMS
```

### Sample Response

```
<DeleteTransitGatewayMulticastDomainResponse xmlns="http://ec2.amazonaws.com/
doc/2016-11-15/">
  <requestId>19914ba0-eb6c-43aa-9381-0bdafEXAMPLE</requestId>
  <transitGatewayMulticastDomain>
    <creationTime>2019-11-20T22:02:03.000Z</creationTime>
    <state>deleting</state>
    <transitGatewayId>tgw-0d88d2d0d5EXAMPLE</transitGatewayId>
    <transitGatewayMulticastDomainId>tgw-mcast-domain-02bb79002bEXAMPLE</
transitGatewayMulticastDomainId>
  </transitGatewayMulticastDomain>
</DeleteTransitGatewayMulticastDomainResponse>
```

## See Also

For more information about using this API in one of the language-specific AWS SDKs, see the following:

- [AWS Command Line Interface](#)
- [AWS SDK for .NET](#)
- [AWS SDK for C++](#)
- [AWS SDK for Go v2](#)

- [AWS SDK for Java V2](#)
- [AWS SDK for JavaScript V3](#)
- [AWS SDK for PHP V3](#)
- [AWS SDK for Python](#)
- [AWS SDK for Ruby V3](#)

# DeleteTransitGatewayPeeringAttachment

Deletes a transit gateway peering attachment.

## Request Parameters

The following parameters are for this specific action. For more information about required and optional parameters that are common to all actions, see [Common Query Parameters](#).

### DryRun

Checks whether you have the required permissions for the action, without actually making the request, and provides an error response. If you have the required permissions, the error response is `DryRunOperation`. Otherwise, it is `UnauthorizedOperation`.

Type: Boolean

Required: No

### TransitGatewayAttachmentId

The ID of the transit gateway peering attachment.

Type: String

Required: Yes

## Response Elements

The following elements are returned by the service.

### requestId

The ID of the request.

Type: String

### transitGatewayPeeringAttachment

The transit gateway peering attachment.

Type: [TransitGatewayPeeringAttachment](#) object

## Errors

For information about the errors that are common to all actions, see [Common client error codes](#).

## Examples

### Example

This example deletes the specified transit gateway peering attachment by specifying its attachment ID.

### Sample Request

```
https://ec2.amazonaws.com/?Action=DeleteTransitGatewayPeeringAttachment
&TransitGatewayAttachmentId=tgw-attach-12345678901abcd12
&AUTHPARAMS
```

## See Also

For more information about using this API in one of the language-specific AWS SDKs, see the following:

- [AWS Command Line Interface](#)
- [AWS SDK for .NET](#)
- [AWS SDK for C++](#)
- [AWS SDK for Go v2](#)
- [AWS SDK for Java V2](#)
- [AWS SDK for JavaScript V3](#)
- [AWS SDK for PHP V3](#)
- [AWS SDK for Python](#)
- [AWS SDK for Ruby V3](#)

# DeleteTransitGatewayPolicyTable

Deletes the specified transit gateway policy table.

## Request Parameters

The following parameters are for this specific action. For more information about required and optional parameters that are common to all actions, see [Common Query Parameters](#).

### DryRun

Checks whether you have the required permissions for the action, without actually making the request, and provides an error response. If you have the required permissions, the error response is `DryRunOperation`. Otherwise, it is `UnauthorizedOperation`.

Type: Boolean

Required: No

### TransitGatewayPolicyTableId

The transit gateway policy table to delete.

Type: String

Required: Yes

## Response Elements

The following elements are returned by the service.

### requestId

The ID of the request.

Type: String

### transitGatewayPolicyTable

Provides details about the deleted transit gateway policy table.

Type: [TransitGatewayPolicyTable](#) object

## Errors

For information about the errors that are common to all actions, see [Common client error codes](#).

## See Also

For more information about using this API in one of the language-specific AWS SDKs, see the following:

- [AWS Command Line Interface](#)
- [AWS SDK for .NET](#)
- [AWS SDK for C++](#)
- [AWS SDK for Go v2](#)
- [AWS SDK for Java V2](#)
- [AWS SDK for JavaScript V3](#)
- [AWS SDK for PHP V3](#)
- [AWS SDK for Python](#)
- [AWS SDK for Ruby V3](#)

# DeleteTransitGatewayPrefixListReference

Deletes a reference (route) to a prefix list in a specified transit gateway route table.

## Request Parameters

The following parameters are for this specific action. For more information about required and optional parameters that are common to all actions, see [Common Query Parameters](#).

### DryRun

Checks whether you have the required permissions for the action, without actually making the request, and provides an error response. If you have the required permissions, the error response is `DryRunOperation`. Otherwise, it is `UnauthorizedOperation`.

Type: Boolean

Required: No

### PrefixListId

The ID of the prefix list.

Type: String

Required: Yes

### TransitGatewayRouteTableId

The ID of the route table.

Type: String

Required: Yes

## Response Elements

The following elements are returned by the service.

### requestId

The ID of the request.

Type: String

## transitGatewayPrefixListReference

Information about the deleted prefix list reference.

Type: [TransitGatewayPrefixListReference](#) object

## Errors

For information about the errors that are common to all actions, see [Common client error codes](#).

## Examples

### Example

This example deletes the specified prefix list reference in the specified transit gateway route table.

### Sample Request

```
https://ec2.amazonaws.com/?Action=DeleteTransitGatewayPrefixListReference
&TransitGatewayRouteTableId=tgw-rtb-0f98a0a5d09abcabc
&PrefixListId=pl-001122334455aabbc
&AUTHPARAMS
```

### Sample Response

```
<DeleteTransitGatewayPrefixListReferenceResponse xmlns="http://ec2.amazonaws.com/
doc/2016-11-15/">
  <requestId>482823e8-8165-4312-86ee-example</requestId>
  <transitGatewayPrefixListReference>
    <blackhole>>false</blackhole>
    <prefixListId>pl-001122334455aabbc</prefixListId>
    <prefixListOwnerId>123456789012</prefixListOwnerId>
    <state>deleting</state>
    <transitGatewayRouteTableId>tgw-rtb-0f98a0a5d09abcabc</
transitGatewayRouteTableId>
  </transitGatewayPrefixListReference>
</DeleteTransitGatewayPrefixListReferenceResponse>
```

## See Also

For more information about using this API in one of the language-specific AWS SDKs, see the following:



- [AWS Command Line Interface](#)
- [AWS SDK for .NET](#)
- [AWS SDK for C++](#)
- [AWS SDK for Go v2](#)
- [AWS SDK for Java V2](#)
- [AWS SDK for JavaScript V3](#)
- [AWS SDK for PHP V3](#)
- [AWS SDK for Python](#)
- [AWS SDK for Ruby V3](#)

# DeleteTransitGatewayRoute

Deletes the specified route from the specified transit gateway route table.

## Request Parameters

The following parameters are for this specific action. For more information about required and optional parameters that are common to all actions, see [Common Query Parameters](#).

### DestinationCidrBlock

The CIDR range for the route. This must match the CIDR for the route exactly.

Type: String

Required: Yes

### DryRun

Checks whether you have the required permissions for the action, without actually making the request, and provides an error response. If you have the required permissions, the error response is `DryRunOperation`. Otherwise, it is `UnauthorizedOperation`.

Type: Boolean

Required: No

### TransitGatewayRouteTableId

The ID of the transit gateway route table.

Type: String

Required: Yes

## Response Elements

The following elements are returned by the service.

### requestId

The ID of the request.

Type: String

## route

Information about the route.

Type: [TransitGatewayRoute](#) object

## Errors

For information about the errors that are common to all actions, see [Common client error codes](#).

## See Also

For more information about using this API in one of the language-specific AWS SDKs, see the following:

- [AWS Command Line Interface](#)
- [AWS SDK for .NET](#)
- [AWS SDK for C++](#)
- [AWS SDK for Go v2](#)
- [AWS SDK for Java V2](#)
- [AWS SDK for JavaScript V3](#)
- [AWS SDK for PHP V3](#)
- [AWS SDK for Python](#)
- [AWS SDK for Ruby V3](#)

# DeleteTransitGatewayRouteTable

Deletes the specified transit gateway route table. If there are any route tables associated with the transit gateway route table, you must first run [DisassociateRouteTable](#) before you can delete the transit gateway route table. This removes any route tables associated with the transit gateway route table.

## Request Parameters

The following parameters are for this specific action. For more information about required and optional parameters that are common to all actions, see [Common Query Parameters](#).

### DryRun

Checks whether you have the required permissions for the action, without actually making the request, and provides an error response. If you have the required permissions, the error response is `DryRunOperation`. Otherwise, it is `UnauthorizedOperation`.

Type: Boolean

Required: No

### TransitGatewayRouteTableId

The ID of the transit gateway route table.

Type: String

Required: Yes

## Response Elements

The following elements are returned by the service.

### requestId

The ID of the request.

Type: String

### transitGatewayRouteTable

Information about the deleted transit gateway route table.

Type: [TransitGatewayRouteTable](#) object

## Errors

For information about the errors that are common to all actions, see [Common client error codes](#).

## See Also

For more information about using this API in one of the language-specific AWS SDKs, see the following:

- [AWS Command Line Interface](#)
- [AWS SDK for .NET](#)
- [AWS SDK for C++](#)
- [AWS SDK for Go v2](#)
- [AWS SDK for Java V2](#)
- [AWS SDK for JavaScript V3](#)
- [AWS SDK for PHP V3](#)
- [AWS SDK for Python](#)
- [AWS SDK for Ruby V3](#)

# DeleteTransitGatewayRouteTableAnnouncement

Advertises to the transit gateway that a transit gateway route table is deleted.

## Request Parameters

The following parameters are for this specific action. For more information about required and optional parameters that are common to all actions, see [Common Query Parameters](#).

### DryRun

Checks whether you have the required permissions for the action, without actually making the request, and provides an error response. If you have the required permissions, the error response is `DryRunOperation`. Otherwise, it is `UnauthorizedOperation`.

Type: Boolean

Required: No

### TransitGatewayRouteTableAnnouncementId

The transit gateway route table ID that's being deleted.

Type: String

Required: Yes

## Response Elements

The following elements are returned by the service.

### requestId

The ID of the request.

Type: String

### transitGatewayRouteTableAnnouncement

Provides details about a deleted transit gateway route table.

Type: [TransitGatewayRouteTableAnnouncement](#) object

## Errors

For information about the errors that are common to all actions, see [Common client error codes](#).

## See Also

For more information about using this API in one of the language-specific AWS SDKs, see the following:

- [AWS Command Line Interface](#)
- [AWS SDK for .NET](#)
- [AWS SDK for C++](#)
- [AWS SDK for Go v2](#)
- [AWS SDK for Java V2](#)
- [AWS SDK for JavaScript V3](#)
- [AWS SDK for PHP V3](#)
- [AWS SDK for Python](#)
- [AWS SDK for Ruby V3](#)

# DeleteTransitGatewayVpcAttachment

Deletes the specified VPC attachment.

## Request Parameters

The following parameters are for this specific action. For more information about required and optional parameters that are common to all actions, see [Common Query Parameters](#).

### DryRun

Checks whether you have the required permissions for the action, without actually making the request, and provides an error response. If you have the required permissions, the error response is `DryRunOperation`. Otherwise, it is `UnauthorizedOperation`.

Type: Boolean

Required: No

### TransitGatewayAttachmentId

The ID of the attachment.

Type: String

Required: Yes

## Response Elements

The following elements are returned by the service.

### requestId

The ID of the request.

Type: String

### transitGatewayVpcAttachment

Information about the deleted VPC attachment.

Type: [TransitGatewayVpcAttachment](#) object



## Errors

For information about the errors that are common to all actions, see [Common client error codes](#).

## See Also

For more information about using this API in one of the language-specific AWS SDKs, see the following:

- [AWS Command Line Interface](#)
- [AWS SDK for .NET](#)
- [AWS SDK for C++](#)
- [AWS SDK for Go v2](#)
- [AWS SDK for Java V2](#)
- [AWS SDK for JavaScript V3](#)
- [AWS SDK for PHP V3](#)
- [AWS SDK for Python](#)
- [AWS SDK for Ruby V3](#)

# DeleteVerifiedAccessEndpoint

Delete an AWS Verified Access endpoint.

## Request Parameters

The following parameters are for this specific action. For more information about required and optional parameters that are common to all actions, see [Common Query Parameters](#).

### ClientToken

A unique, case-sensitive token that you provide to ensure idempotency of your modification request. For more information, see [Ensuring idempotency](#).

Type: String

Required: No

### DryRun

Checks whether you have the required permissions for the action, without actually making the request, and provides an error response. If you have the required permissions, the error response is `DryRunOperation`. Otherwise, it is `UnauthorizedOperation`.

Type: Boolean

Required: No

### VerifiedAccessEndpointId

The ID of the Verified Access endpoint.

Type: String

Required: Yes

## Response Elements

The following elements are returned by the service.

### requestId

The ID of the request.

Type: String

## **verifiedAccessEndpoint**

Details about the Verified Access endpoint.

Type: [VerifiedAccessEndpoint](#) object

## **Errors**

For information about the errors that are common to all actions, see [Common client error codes](#).

## **See Also**

For more information about using this API in one of the language-specific AWS SDKs, see the following:

- [AWS Command Line Interface](#)
- [AWS SDK for .NET](#)
- [AWS SDK for C++](#)
- [AWS SDK for Go v2](#)
- [AWS SDK for Java V2](#)
- [AWS SDK for JavaScript V3](#)
- [AWS SDK for PHP V3](#)
- [AWS SDK for Python](#)
- [AWS SDK for Ruby V3](#)

# DeleteVerifiedAccessGroup

Delete an AWS Verified Access group.

## Request Parameters

The following parameters are for this specific action. For more information about required and optional parameters that are common to all actions, see [Common Query Parameters](#).

### ClientToken

A unique, case-sensitive token that you provide to ensure idempotency of your modification request. For more information, see [Ensuring idempotency](#).

Type: String

Required: No

### DryRun

Checks whether you have the required permissions for the action, without actually making the request, and provides an error response. If you have the required permissions, the error response is `DryRunOperation`. Otherwise, it is `UnauthorizedOperation`.

Type: Boolean

Required: No

### VerifiedAccessGroupId

The ID of the Verified Access group.

Type: String

Required: Yes

## Response Elements

The following elements are returned by the service.

### requestId

The ID of the request.

Type: String

## **verifiedAccessGroup**

Details about the Verified Access group.

Type: [VerifiedAccessGroup](#) object

## **Errors**

For information about the errors that are common to all actions, see [Common client error codes](#).

## **See Also**

For more information about using this API in one of the language-specific AWS SDKs, see the following:

- [AWS Command Line Interface](#)
- [AWS SDK for .NET](#)
- [AWS SDK for C++](#)
- [AWS SDK for Go v2](#)
- [AWS SDK for Java V2](#)
- [AWS SDK for JavaScript V3](#)
- [AWS SDK for PHP V3](#)
- [AWS SDK for Python](#)
- [AWS SDK for Ruby V3](#)

# DeleteVerifiedAccessInstance

Delete an AWS Verified Access instance.

## Request Parameters

The following parameters are for this specific action. For more information about required and optional parameters that are common to all actions, see [Common Query Parameters](#).

### ClientToken

A unique, case-sensitive token that you provide to ensure idempotency of your modification request. For more information, see [Ensuring idempotency](#).

Type: String

Required: No

### DryRun

Checks whether you have the required permissions for the action, without actually making the request, and provides an error response. If you have the required permissions, the error response is `DryRunOperation`. Otherwise, it is `UnauthorizedOperation`.

Type: Boolean

Required: No

### VerifiedAccessInstanceId

The ID of the Verified Access instance.

Type: String

Required: Yes

## Response Elements

The following elements are returned by the service.

### requestId

The ID of the request.

Type: String

## **verifiedAccessInstance**

Details about the Verified Access instance.

Type: [VerifiedAccessInstance](#) object

## **Errors**

For information about the errors that are common to all actions, see [Common client error codes](#).

## **See Also**

For more information about using this API in one of the language-specific AWS SDKs, see the following:

- [AWS Command Line Interface](#)
- [AWS SDK for .NET](#)
- [AWS SDK for C++](#)
- [AWS SDK for Go v2](#)
- [AWS SDK for Java V2](#)
- [AWS SDK for JavaScript V3](#)
- [AWS SDK for PHP V3](#)
- [AWS SDK for Python](#)
- [AWS SDK for Ruby V3](#)

# DeleteVerifiedAccessTrustProvider

Delete an AWS Verified Access trust provider.

## Request Parameters

The following parameters are for this specific action. For more information about required and optional parameters that are common to all actions, see [Common Query Parameters](#).

### ClientToken

A unique, case-sensitive token that you provide to ensure idempotency of your modification request. For more information, see [Ensuring idempotency](#).

Type: String

Required: No

### DryRun

Checks whether you have the required permissions for the action, without actually making the request, and provides an error response. If you have the required permissions, the error response is `DryRunOperation`. Otherwise, it is `UnauthorizedOperation`.

Type: Boolean

Required: No

### VerifiedAccessTrustProviderId

The ID of the Verified Access trust provider.

Type: String

Required: Yes

## Response Elements

The following elements are returned by the service.

### requestId

The ID of the request.



Type: String

## **verifiedAccessTrustProvider**

Details about the Verified Access trust provider.

Type: [VerifiedAccessTrustProvider](#) object

## **Errors**

For information about the errors that are common to all actions, see [Common client error codes](#).

## **See Also**

For more information about using this API in one of the language-specific AWS SDKs, see the following:

- [AWS Command Line Interface](#)
- [AWS SDK for .NET](#)
- [AWS SDK for C++](#)
- [AWS SDK for Go v2](#)
- [AWS SDK for Java V2](#)
- [AWS SDK for JavaScript V3](#)
- [AWS SDK for PHP V3](#)
- [AWS SDK for Python](#)
- [AWS SDK for Ruby V3](#)

# DeleteVolume

Deletes the specified EBS volume. The volume must be in the available state (not attached to an instance).

The volume can remain in the deleting state for several minutes.

For more information, see [Delete an Amazon EBS volume](#) in the *Amazon EBS User Guide*.

## Request Parameters

The following parameters are for this specific action. For more information about required and optional parameters that are common to all actions, see [Common Query Parameters](#).

### DryRun

Checks whether you have the required permissions for the action, without actually making the request, and provides an error response. If you have the required permissions, the error response is `DryRunOperation`. Otherwise, it is `UnauthorizedOperation`.

Type: Boolean

Required: No

### VolumeId

The ID of the volume.

Type: String

Required: Yes

## Response Elements

The following elements are returned by the service.

### requestId

The ID of the request.

Type: String

## return

Is `true` if the request succeeds, and an error otherwise.

Type: Boolean

## Errors

For information about the errors that are common to all actions, see [Common client error codes](#).

## Examples

### Example

This example request deletes the volume with the ID `vol-1234567890abcdef0`.

### Sample Request

```
https://ec2.amazonaws.com/?Action=DeleteVolume
&VolumeId=vol-1234567890abcdef0
&AUTHPARAMS
```

### Sample Response

```
<DeleteVolumeResponse xmlns="http://ec2.amazonaws.com/doc/2016-11-15/">
  <requestId>59dbff89-35bd-4eac-99ed-be587EXAMPLE</requestId>
  <return>true</return>
</DeleteVolumeResponse>
```

## See Also

For more information about using this API in one of the language-specific AWS SDKs, see the following:

- [AWS Command Line Interface](#)
- [AWS SDK for .NET](#)
- [AWS SDK for C++](#)
- [AWS SDK for Go v2](#)
- [AWS SDK for Java V2](#)

- [AWS SDK for JavaScript V3](#)
- [AWS SDK for PHP V3](#)
- [AWS SDK for Python](#)
- [AWS SDK for Ruby V3](#)

# DeleteVpc

Deletes the specified VPC. You must detach or delete all gateways and resources that are associated with the VPC before you can delete it. For example, you must terminate all instances running in the VPC, delete all security groups associated with the VPC (except the default one), delete all route tables associated with the VPC (except the default one), and so on. When you delete the VPC, it deletes the VPC's default security group, network ACL, and route table.

## Note

If you have [created a flow log](#) for the VPC you are deleting, note that flow logs for deleted VPCs are eventually automatically removed.

## Request Parameters

The following parameters are for this specific action. For more information about required and optional parameters that are common to all actions, see [Common Query Parameters](#).

### DryRun

Checks whether you have the required permissions for the action, without actually making the request, and provides an error response. If you have the required permissions, the error response is `DryRunOperation`. Otherwise, it is `UnauthorizedOperation`.

Type: Boolean

Required: No

### VpcId

The ID of the VPC.

Type: String

Required: Yes

## Response Elements

The following elements are returned by the service.

## requestId

The ID of the request.

Type: String

## return

Is true if the request succeeds, and an error otherwise.

Type: Boolean

## Errors

For information about the errors that are common to all actions, see [Common client error codes](#).

## Examples

### Example

This example deletes the specified VPC.

### Sample Request

```
https://ec2.amazonaws.com/?Action=DeleteVpc
&VpcId=vpc-1a2b3c4d
&AUTHPARAMS
```

### Sample Response

```
<DeleteVpcResponse xmlns="http://ec2.amazonaws.com/doc/2016-11-15/">
  <requestId>7a62c49f-347e-4fc4-9331-6e8eEXAMPLE</requestId>
  <return>true</return>
</DeleteVpcResponse>
```

## See Also

For more information about using this API in one of the language-specific AWS SDKs, see the following:

- [AWS Command Line Interface](#)

- [AWS SDK for .NET](#)
- [AWS SDK for C++](#)
- [AWS SDK for Go v2](#)
- [AWS SDK for Java V2](#)
- [AWS SDK for JavaScript V3](#)
- [AWS SDK for PHP V3](#)
- [AWS SDK for Python](#)
- [AWS SDK for Ruby V3](#)

# DeleteVpcEndpointConnectionNotifications

Deletes the specified VPC endpoint connection notifications.

## Request Parameters

The following parameters are for this specific action. For more information about required and optional parameters that are common to all actions, see [Common Query Parameters](#).

### ConnectionNotificationId.N

The IDs of the notifications.

Type: Array of strings

Required: Yes

### DryRun

Checks whether you have the required permissions for the action, without actually making the request, and provides an error response. If you have the required permissions, the error response is `DryRunOperation`. Otherwise, it is `UnauthorizedOperation`.

Type: Boolean

Required: No

## Response Elements

The following elements are returned by the service.

### requestId

The ID of the request.

Type: String

### unsuccessful

Information about the notifications that could not be deleted successfully.

Type: Array of [UnsuccessfulItem](#) objects



## Errors

For information about the errors that are common to all actions, see [Common client error codes](#).

## Examples

### Example

This example deletes connection notification `vpce-nfn-04bcb952bc8af7123`.

### Sample Request

```
https://ec2.amazonaws.com/?Action=DeleteVpcEndpointConnectionNotifications
&ConnectionNotificationId.1=vpce-nfn-04bcb952bc8af7123
&AUTHPARAMS
```

### Sample Response

```
<DeleteVpcEndpointConnectionNotificationsResponse xmlns="http://ec2.amazonaws.com/
doc/2016-11-15/">
  <requestId>2bf45d2e-a871-4375-9a93-f4188example</requestId>
  <unsuccessful/>
</DeleteVpcEndpointConnectionNotificationsResponse>
```

## See Also

For more information about using this API in one of the language-specific AWS SDKs, see the following:

- [AWS Command Line Interface](#)
- [AWS SDK for .NET](#)
- [AWS SDK for C++](#)
- [AWS SDK for Go v2](#)
- [AWS SDK for Java V2](#)
- [AWS SDK for JavaScript V3](#)
- [AWS SDK for PHP V3](#)
- [AWS SDK for Python](#)
- [AWS SDK for Ruby V3](#)



# DeleteVpcEndpoints

Deletes the specified VPC endpoints.

When you delete a gateway endpoint, we delete the endpoint routes in the route tables for the endpoint.

When you delete a Gateway Load Balancer endpoint, we delete its endpoint network interfaces. You can only delete Gateway Load Balancer endpoints when the routes that are associated with the endpoint are deleted.

When you delete an interface endpoint, we delete its endpoint network interfaces.

## Request Parameters

The following parameters are for this specific action. For more information about required and optional parameters that are common to all actions, see [Common Query Parameters](#).

### DryRun

Checks whether you have the required permissions for the action, without actually making the request, and provides an error response. If you have the required permissions, the error response is `DryRunOperation`. Otherwise, it is `UnauthorizedOperation`.

Type: Boolean

Required: No

### VpcEndpointId.N

The IDs of the VPC endpoints.

Type: Array of strings

Required: Yes

## Response Elements

The following elements are returned by the service.

### requestId

The ID of the request.

Type: String

## unsuccessful

Information about the VPC endpoints that were not successfully deleted.

Type: Array of [UnsuccessfulItem](#) objects

## Errors

For information about the errors that are common to all actions, see [Common client error codes](#).

## Examples

### Example

This example deletes endpoint `vpce-aa22bb33`.

### Sample Request

```
https://ec2.amazonaws.com/?Action=DeleteVpcEndpoints
&VpcEndpointId.1=vpce-aa22bb33
&AUTHPARAMS
```

### Sample Response

```
<DeleteVpcEndpointsResponse xmlns="http://ec2.amazonaws.com/doc/2016-11-15/">
  <unsuccessful/>
  <requestId>b59c2643-789a-4bf7-aac4-example</requestId>
</DeleteVpcEndpointsResponse>
```

## See Also

For more information about using this API in one of the language-specific AWS SDKs, see the following:

- [AWS Command Line Interface](#)
- [AWS SDK for .NET](#)
- [AWS SDK for C++](#)
- [AWS SDK for Go v2](#)

- [AWS SDK for Java V2](#)
- [AWS SDK for JavaScript V3](#)
- [AWS SDK for PHP V3](#)
- [AWS SDK for Python](#)
- [AWS SDK for Ruby V3](#)

# DeleteVpcEndpointServiceConfigurations

Deletes the specified VPC endpoint service configurations. Before you can delete an endpoint service configuration, you must reject any Available or PendingAcceptance interface endpoint connections that are attached to the service.

## Request Parameters

The following parameters are for this specific action. For more information about required and optional parameters that are common to all actions, see [Common Query Parameters](#).

### DryRun

Checks whether you have the required permissions for the action, without actually making the request, and provides an error response. If you have the required permissions, the error response is `DryRunOperation`. Otherwise, it is `UnauthorizedOperation`.

Type: Boolean

Required: No

### ServiceId.N

The IDs of the services.

Type: Array of strings

Required: Yes

## Response Elements

The following elements are returned by the service.

### requestId

The ID of the request.

Type: String

### unsuccessful

Information about the service configurations that were not deleted, if applicable.

Type: Array of [UnsuccessfulItem](#) objects

## Errors

For information about the errors that are common to all actions, see [Common client error codes](#).

## Examples

### Example

This example deletes your VPC endpoint service configuration `vpce-svc-03d5ebb7d9579a2b3`.

### Sample Request

```
https://ec2.amazonaws.com/?Action=DeleteVpcEndpointServiceConfigurations
ServiceId.1=vpce-svc-03d5ebb7d9579a2b3
&AUTHPARAMS
```

### Sample Response

```
<DeleteVpcEndpointServiceConfigurationsResponse xmlns="http://ec2.amazonaws.com/
doc/2016-11-15/">
  <requestId>12345d2e-a871-4375-9a93-f4188example</requestId>
  <unsuccessful/>
</DeleteVpcEndpointServiceConfigurations>
```

## See Also

For more information about using this API in one of the language-specific AWS SDKs, see the following:

- [AWS Command Line Interface](#)
- [AWS SDK for .NET](#)
- [AWS SDK for C++](#)
- [AWS SDK for Go v2](#)
- [AWS SDK for Java V2](#)
- [AWS SDK for JavaScript V3](#)
- [AWS SDK for PHP V3](#)

- [AWS SDK for Python](#)
- [AWS SDK for Ruby V3](#)



# DeleteVpcPeeringConnection

Deletes a VPC peering connection. Either the owner of the requester VPC or the owner of the acceptor VPC can delete the VPC peering connection if it's in the `active` state. The owner of the requester VPC can delete a VPC peering connection in the `pending-acceptance` state. You cannot delete a VPC peering connection that's in the `failed` or `rejected` state.

## Request Parameters

The following parameters are for this specific action. For more information about required and optional parameters that are common to all actions, see [Common Query Parameters](#).

### DryRun

Checks whether you have the required permissions for the action, without actually making the request, and provides an error response. If you have the required permissions, the error response is `DryRunOperation`. Otherwise, it is `UnauthorizedOperation`.

Type: Boolean

Required: No

### VpcPeeringConnectionId

The ID of the VPC peering connection.

Type: String

Required: Yes

## Response Elements

The following elements are returned by the service.

### requestId

The ID of the request.

Type: String

### return

Returns `true` if the request succeeds; otherwise, it returns an error.

Type: Boolean

## Errors

For information about the errors that are common to all actions, see [Common client error codes](#).

## Examples

### Example

This example deletes the specified VPC peering connection.

### Sample Request

```
https://ec2.amazonaws.com/?Action=DeleteVpcPeeringConnection
&vpcPeeringConnectionId=pcx-1a2b3c4d
&AUTHPARAMS
```

### Sample Response

```
<DeleteVpcPeeringConnectionResponse xmlns="http://ec2.amazonaws.com/doc/2016-11-15/">
  <requestId>7a62c49f-347e-4fc4-9331-6e8eEXAMPLE</requestId>
  <return>true</return>
</DeleteVpcPeeringConnectionResponse>
```

## See Also

For more information about using this API in one of the language-specific AWS SDKs, see the following:

- [AWS Command Line Interface](#)
- [AWS SDK for .NET](#)
- [AWS SDK for C++](#)
- [AWS SDK for Go v2](#)
- [AWS SDK for Java V2](#)
- [AWS SDK for JavaScript V3](#)
- [AWS SDK for PHP V3](#)

- [AWS SDK for Python](#)
- [AWS SDK for Ruby V3](#)

# DeleteVpnConnection

Deletes the specified VPN connection.

If you're deleting the VPC and its associated components, we recommend that you detach the virtual private gateway from the VPC and delete the VPC before deleting the VPN connection. If you believe that the tunnel credentials for your VPN connection have been compromised, you can delete the VPN connection and create a new one that has new keys, without needing to delete the VPC or virtual private gateway. If you create a new VPN connection, you must reconfigure the customer gateway device using the new configuration information returned with the new VPN connection ID.

For certificate-based authentication, delete all AWS Certificate Manager (ACM) private certificates used for the AWS-side tunnel endpoints for the VPN connection before deleting the VPN connection.

## Request Parameters

The following parameters are for this specific action. For more information about required and optional parameters that are common to all actions, see [Common Query Parameters](#).

### DryRun

Checks whether you have the required permissions for the action, without actually making the request, and provides an error response. If you have the required permissions, the error response is `DryRunOperation`. Otherwise, it is `UnauthorizedOperation`.

Type: Boolean

Required: No

### VpnConnectionId

The ID of the VPN connection.

Type: String

Required: Yes

## Response Elements

The following elements are returned by the service.

## requestId

The ID of the request.

Type: String

## return

Is true if the request succeeds, and an error otherwise.

Type: Boolean

## Errors

For information about the errors that are common to all actions, see [Common client error codes](#).

## Examples

### Example

This example deletes the specified VPN connection.

### Sample Request

```
https://ec2.amazonaws.com/?Action=DeleteVpnConnection
&vpnConnectionId=vpn-44a8938f
&AUTHPARAMS
```

### Sample Response

```
<DeleteVpnConnectionResponse xmlns="http://ec2.amazonaws.com/doc/2016-11-15/">
  <requestId>7a62c49f-347e-4fc4-9331-6e8eEXAMPLE</requestId>
  <return>true</return>
</DeleteVpnConnectionResponse>
```

## See Also

For more information about using this API in one of the language-specific AWS SDKs, see the following:

- [AWS Command Line Interface](#)

- [AWS SDK for .NET](#)
- [AWS SDK for C++](#)
- [AWS SDK for Go v2](#)
- [AWS SDK for Java V2](#)
- [AWS SDK for JavaScript V3](#)
- [AWS SDK for PHP V3](#)
- [AWS SDK for Python](#)
- [AWS SDK for Ruby V3](#)

# DeleteVpnConnectionRoute

Deletes the specified static route associated with a VPN connection between an existing virtual private gateway and a VPN customer gateway. The static route allows traffic to be routed from the virtual private gateway to the VPN customer gateway.

## Request Parameters

The following parameters are for this specific action. For more information about required and optional parameters that are common to all actions, see [Common Query Parameters](#).

### DestinationCidrBlock

The CIDR block associated with the local subnet of the customer network.

Type: String

Required: Yes

### VpnConnectionId

The ID of the VPN connection.

Type: String

Required: Yes

## Response Elements

The following elements are returned by the service.

### requestId

The ID of the request.

Type: String

### return

Is `true` if the request succeeds, and an error otherwise.

Type: Boolean

## Errors

For information about the errors that are common to all actions, see [Common client error codes](#).

## Examples

### Example

This example deletes a static route to the destination CIDR block 11.12.0.0/16 associated with the VPN connection with the ID vpn-83ad48ea. Note that when using the Query API, the "/" is denoted as "%2F".

### Sample Request

```
https://ec2.amazonaws.com/?Action=DeleteVpnConnectionRoute
&DestinationCidrBlock=11.12.0.0%2F16
&VpnConnectionId=vpn-83ad48ea
&AUTHPARAMS
```

### Sample Response

```
<DeleteVpnConnectionRouteResponse xmlns="http://ec2.amazonaws.com/doc/2016-11-15/">
  <requestId>4f35a1b2-c2c3-4093-b51f-abb9d7311990</requestId>
  <return>>true</return>
</DeleteVpnConnectionRouteResponse>
```

## See Also

For more information about using this API in one of the language-specific AWS SDKs, see the following:

- [AWS Command Line Interface](#)
- [AWS SDK for .NET](#)
- [AWS SDK for C++](#)
- [AWS SDK for Go v2](#)
- [AWS SDK for Java V2](#)
- [AWS SDK for JavaScript V3](#)
- [AWS SDK for PHP V3](#)



- [AWS SDK for Python](#)
- [AWS SDK for Ruby V3](#)

# DeleteVpnGateway

Deletes the specified virtual private gateway. You must first detach the virtual private gateway from the VPC. Note that you don't need to delete the virtual private gateway if you plan to delete and recreate the VPN connection between your VPC and your network.

## Request Parameters

The following parameters are for this specific action. For more information about required and optional parameters that are common to all actions, see [Common Query Parameters](#).

### DryRun

Checks whether you have the required permissions for the action, without actually making the request, and provides an error response. If you have the required permissions, the error response is `DryRunOperation`. Otherwise, it is `UnauthorizedOperation`.

Type: Boolean

Required: No

### VpnGatewayId

The ID of the virtual private gateway.

Type: String

Required: Yes

## Response Elements

The following elements are returned by the service.

### requestId

The ID of the request.

Type: String

### return

Is `true` if the request succeeds, and an error otherwise.

Type: Boolean

## Errors

For information about the errors that are common to all actions, see [Common client error codes](#).

## Examples

### Example

This example deletes the specified virtual private gateway.

### Sample Request

```
https://ec2.amazonaws.com/?Action=DeleteVpnGateway
&vpnGatewayId=vgw-8db04f81
&AUTHPARAMS
```

### Sample Response

```
<DeleteVpnGatewayResponse xmlns="http://ec2.amazonaws.com/doc/2016-11-15/">
  <requestId>7a62c49f-347e-4fc4-9331-6e8eEXAMPLE</requestId>
  <return>true</return>
</DeleteVpnGatewayResponse>
```

## See Also

For more information about using this API in one of the language-specific AWS SDKs, see the following:

- [AWS Command Line Interface](#)
- [AWS SDK for .NET](#)
- [AWS SDK for C++](#)
- [AWS SDK for Go v2](#)
- [AWS SDK for Java V2](#)
- [AWS SDK for JavaScript V3](#)
- [AWS SDK for PHP V3](#)

- [AWS SDK for Python](#)
- [AWS SDK for Ruby V3](#)

# DeprovisionByoipCidr

Releases the specified address range that you provisioned for use with your AWS resources through bring your own IP addresses (BYOIP) and deletes the corresponding address pool.

Before you can release an address range, you must stop advertising it using [WithdrawByoipCidr](#) and you must not have any IP addresses allocated from its address range.

## Request Parameters

The following parameters are for this specific action. For more information about required and optional parameters that are common to all actions, see [Common Query Parameters](#).

### Cidr

The address range, in CIDR notation. The prefix must be the same prefix that you specified when you provisioned the address range.

Type: String

Required: Yes

### DryRun

Checks whether you have the required permissions for the action, without actually making the request, and provides an error response. If you have the required permissions, the error response is `DryRunOperation`. Otherwise, it is `UnauthorizedOperation`.

Type: Boolean

Required: No

## Response Elements

The following elements are returned by the service.

### byoipCidr

Information about the address range.

Type: [ByoipCidr](#) object

## requestId

The ID of the request.

Type: String

## Errors

For information about the errors that are common to all actions, see [Common client error codes](#).

## See Also

For more information about using this API in one of the language-specific AWS SDKs, see the following:

- [AWS Command Line Interface](#)
- [AWS SDK for .NET](#)
- [AWS SDK for C++](#)
- [AWS SDK for Go v2](#)
- [AWS SDK for Java V2](#)
- [AWS SDK for JavaScript V3](#)
- [AWS SDK for PHP V3](#)
- [AWS SDK for Python](#)
- [AWS SDK for Ruby V3](#)

# DeprovisionIpamByoasn

Deprovisions your Autonomous System Number (ASN) from your AWS account. This action can only be called after any BYOIP CIDR associations are removed from your AWS account with [DisassociateIpamByoasn](#). For more information, see [Tutorial: Bring your ASN to IPAM](#) in the *Amazon VPC IPAM guide*.

## Request Parameters

The following parameters are for this specific action. For more information about required and optional parameters that are common to all actions, see [Common Query Parameters](#).

### Asn

An ASN.

Type: String

Required: Yes

### DryRun

Checks whether you have the required permissions for the action, without actually making the request, and provides an error response. If you have the required permissions, the error response is `DryRunOperation`. Otherwise, it is `UnauthorizedOperation`.

Type: Boolean

Required: No

### IpamId

The IPAM ID.

Type: String

Required: Yes

## Response Elements

The following elements are returned by the service.

## byoasn

An ASN and BYOIP CIDR association.

Type: [Byoasn](#) object

## requestId

The ID of the request.

Type: String

## Errors

For information about the errors that are common to all actions, see [Common client error codes](#).

## See Also

For more information about using this API in one of the language-specific AWS SDKs, see the following:

- [AWS Command Line Interface](#)
- [AWS SDK for .NET](#)
- [AWS SDK for C++](#)
- [AWS SDK for Go v2](#)
- [AWS SDK for Java V2](#)
- [AWS SDK for JavaScript V3](#)
- [AWS SDK for PHP V3](#)
- [AWS SDK for Python](#)
- [AWS SDK for Ruby V3](#)



# DeprovisionIpamPoolCidr

Deprovision a CIDR provisioned from an IPAM pool. If you deprovision a CIDR from a pool that has a source pool, the CIDR is recycled back into the source pool. For more information, see [Deprovision pool CIDRs](#) in the *Amazon VPC IPAM User Guide*.

## Request Parameters

The following parameters are for this specific action. For more information about required and optional parameters that are common to all actions, see [Common Query Parameters](#).

### Cidr

The CIDR which you want to deprovision from the pool.

Type: String

Required: No

### DryRun

A check for whether you have the required permissions for the action without actually making the request and provides an error response. If you have the required permissions, the error response is `DryRunOperation`. Otherwise, it is `UnauthorizedOperation`.

Type: Boolean

Required: No

### IpamPoolId

The ID of the pool that has the CIDR you want to deprovision.

Type: String

Required: Yes

## Response Elements

The following elements are returned by the service.

## ipamPoolCidr

The deprovisioned pool CIDR.

Type: [IpamPoolCidr](#) object

## requestId

The ID of the request.

Type: String

## Errors

For information about the errors that are common to all actions, see [Common client error codes](#).

## See Also

For more information about using this API in one of the language-specific AWS SDKs, see the following:

- [AWS Command Line Interface](#)
- [AWS SDK for .NET](#)
- [AWS SDK for C++](#)
- [AWS SDK for Go v2](#)
- [AWS SDK for Java V2](#)
- [AWS SDK for JavaScript V3](#)
- [AWS SDK for PHP V3](#)
- [AWS SDK for Python](#)
- [AWS SDK for Ruby V3](#)

# DeprovisionPublicIpv4PoolCidr

Deprovision a CIDR from a public IPv4 pool.

## Request Parameters

The following parameters are for this specific action. For more information about required and optional parameters that are common to all actions, see [Common Query Parameters](#).

### Cidr

The CIDR you want to deprovision from the pool. Enter the CIDR you want to deprovision with a netmask of /32. You must rerun this command for each IP address in the CIDR range. If your CIDR is a /24, you will have to run this command to deprovision each of the 256 IP addresses in the /24 CIDR.

Type: String

Required: Yes

### DryRun

A check for whether you have the required permissions for the action without actually making the request and provides an error response. If you have the required permissions, the error response is `DryRunOperation`. Otherwise, it is `UnauthorizedOperation`.

Type: Boolean

Required: No

### PoolId

The ID of the pool that you want to deprovision the CIDR from.

Type: String

Required: Yes

## Response Elements

The following elements are returned by the service.

## **deprovisionedAddressSet**

The deprovisioned CIDRs.

Type: Array of strings

## **poolId**

The ID of the pool that you deprovisioned the CIDR from.

Type: String

## **requestId**

The ID of the request.

Type: String

## **Errors**

For information about the errors that are common to all actions, see [Common client error codes](#).

## **See Also**

For more information about using this API in one of the language-specific AWS SDKs, see the following:

- [AWS Command Line Interface](#)
- [AWS SDK for .NET](#)
- [AWS SDK for C++](#)
- [AWS SDK for Go v2](#)
- [AWS SDK for Java V2](#)
- [AWS SDK for JavaScript V3](#)
- [AWS SDK for PHP V3](#)
- [AWS SDK for Python](#)
- [AWS SDK for Ruby V3](#)

# DeregisterImage

Deregisters the specified AMI. After you deregister an AMI, it can't be used to launch new instances.

If you deregister an AMI that matches a Recycle Bin retention rule, the AMI is retained in the Recycle Bin for the specified retention period. For more information, see [Recycle Bin](#) in the *Amazon EC2 User Guide*.

When you deregister an AMI, it doesn't affect any instances that you've already launched from the AMI. You'll continue to incur usage costs for those instances until you terminate them.

When you deregister an Amazon EBS-backed AMI, it doesn't affect the snapshot that was created for the root volume of the instance during the AMI creation process. When you deregister an instance store-backed AMI, it doesn't affect the files that you uploaded to Amazon S3 when you created the AMI.

## Request Parameters

The following parameters are for this specific action. For more information about required and optional parameters that are common to all actions, see [Common Query Parameters](#).

### DryRun

Checks whether you have the required permissions for the action, without actually making the request, and provides an error response. If you have the required permissions, the error response is `DryRunOperation`. Otherwise, it is `UnauthorizedOperation`.

Type: Boolean

Required: No

### ImageId

The ID of the AMI.

Type: String

Required: Yes

## Response Elements

The following elements are returned by the service.

## requestId

The ID of the request.

Type: String

## return

Is true if the request succeeds, and an error otherwise.

Type: Boolean

## Errors

For information about the errors that are common to all actions, see [Common client error codes](#).

## Examples

### Example

This example request deregisters the specified AMI.

### Sample Request

```
https://ec2.amazonaws.com/?Action=DeregisterImage
&ImageId=ami-4fa54026
&AUTHPARAMS
```

### Sample Response

```
<DeregisterImageResponse xmlns="http://ec2.amazonaws.com/doc/2016-11-15/">
  <requestId>59dbff89-35bd-4eac-99ed-be587EXAMPLE</requestId>
  <return>true</return>
</DeregisterImageResponse>
```

## See Also

For more information about using this API in one of the language-specific AWS SDKs, see the following:

- [AWS Command Line Interface](#)

- [AWS SDK for .NET](#)
- [AWS SDK for C++](#)
- [AWS SDK for Go v2](#)
- [AWS SDK for Java V2](#)
- [AWS SDK for JavaScript V3](#)
- [AWS SDK for PHP V3](#)
- [AWS SDK for Python](#)
- [AWS SDK for Ruby V3](#)

# DeregisterInstanceEventNotificationAttributes

Deregisters tag keys to prevent tags that have the specified tag keys from being included in scheduled event notifications for resources in the Region.

## Request Parameters

The following parameters are for this specific action. For more information about required and optional parameters that are common to all actions, see [Common Query Parameters](#).

### DryRun

Checks whether you have the required permissions for the action, without actually making the request, and provides an error response. If you have the required permissions, the error response is `DryRunOperation`. Otherwise, it is `UnauthorizedOperation`.

Type: Boolean

Required: No

### InstanceTagAttribute

Information about the tag keys to deregister.

Type: [DeregisterInstanceTagAttributeRequest](#) object

Required: No

## Response Elements

The following elements are returned by the service.

### instanceTagAttribute

The resulting set of tag keys.

Type: [InstanceTagNotificationAttribute](#) object

### requestId

The ID of the request.

Type: String



## Errors

For information about the errors that are common to all actions, see [Common client error codes](#).

## See Also

For more information about using this API in one of the language-specific AWS SDKs, see the following:

- [AWS Command Line Interface](#)
- [AWS SDK for .NET](#)
- [AWS SDK for C++](#)
- [AWS SDK for Go v2](#)
- [AWS SDK for Java V2](#)
- [AWS SDK for JavaScript V3](#)
- [AWS SDK for PHP V3](#)
- [AWS SDK for Python](#)
- [AWS SDK for Ruby V3](#)

# DeregisterTransitGatewayMulticastGroupMembers

Deregisters the specified members (network interfaces) from the transit gateway multicast group.

## Request Parameters

The following parameters are for this specific action. For more information about required and optional parameters that are common to all actions, see [Common Query Parameters](#).

### DryRun

Checks whether you have the required permissions for the action, without actually making the request, and provides an error response. If you have the required permissions, the error response is `DryRunOperation`. Otherwise, it is `UnauthorizedOperation`.

Type: Boolean

Required: No

### GroupIpAddress

The IP address assigned to the transit gateway multicast group.

Type: String

Required: No

### NetworkInterfaceIds.N

The IDs of the group members' network interfaces.

Type: Array of strings

Required: No

### TransitGatewayMulticastDomainId

The ID of the transit gateway multicast domain.

Type: String

Required: No

## Response Elements

The following elements are returned by the service.

### deregisteredMulticastGroupMembers

Information about the deregistered members.

Type: [TransitGatewayMulticastDeregisteredGroupMembers](#) object

### requestId

The ID of the request.

Type: String

## Errors

For information about the errors that are common to all actions, see [Common client error codes](#).

## Examples

### Example 1

This example deregisters the network interface as a group member `eni-0e246d3269EXAMPLE` from the multicast domain `tgw-mcast-domain-0c4905cef7EXAMPLE`.

### Sample Request

```
https://ec2.amazonaws.com/?Action=DeregisterTransitGatewayMulticastGroupMembers
&TransitGatewayMulticastDomainId=tgw-mcast-domain-0c4905cef7EXAMPLE
&NetworkInterfaceIds=eni-0e246d3269EXAMPLE
&AUTHPARAMS
```

### Sample Response

```
<DeregisterTransitGatewayMulticastGroupMembersResponse xmlns="http://ec2.amazonaws.com/
doc/2016-11-15/">
  <requestId>6f4167cd-0870-4858-8872-f1c34EXAMPLE</requestId>
  <registeredMulticastGroupMembers>
    <groupIpAddress>224.0.1.0</groupIpAddress>
```

```
<registeredNetworkInterfaceIds>
  <item>eni-0e246d3269EXAMPLE</item>
</registeredNetworkInterfaceIds>
<transitGatewayMulticastDomainId>tgw-mcast-domain-0c4905cef7EXAMPLE</
transitGatewayMulticastDomainId>
</registeredMulticastGroupMembers>
</DeregisterTransitGatewayMulticastGroupMembersResponse>
```

## See Also

For more information about using this API in one of the language-specific AWS SDKs, see the following:

- [AWS Command Line Interface](#)
- [AWS SDK for .NET](#)
- [AWS SDK for C++](#)
- [AWS SDK for Go v2](#)
- [AWS SDK for Java V2](#)
- [AWS SDK for JavaScript V3](#)
- [AWS SDK for PHP V3](#)
- [AWS SDK for Python](#)
- [AWS SDK for Ruby V3](#)

# DeregisterTransitGatewayMulticastGroupSources

Deregisters the specified sources (network interfaces) from the transit gateway multicast group.

## Request Parameters

The following parameters are for this specific action. For more information about required and optional parameters that are common to all actions, see [Common Query Parameters](#).

### DryRun

Checks whether you have the required permissions for the action, without actually making the request, and provides an error response. If you have the required permissions, the error response is `DryRunOperation`. Otherwise, it is `UnauthorizedOperation`.

Type: Boolean

Required: No

### GroupIpAddress

The IP address assigned to the transit gateway multicast group.

Type: String

Required: No

### NetworkInterfaceIds.N

The IDs of the group sources' network interfaces.

Type: Array of strings

Required: No

### TransitGatewayMulticastDomainId

The ID of the transit gateway multicast domain.

Type: String

Required: No

## Response Elements

The following elements are returned by the service.

### deregisteredMulticastGroupSources

Information about the deregistered group sources.

Type: [TransitGatewayMulticastDeregisteredGroupSources](#) object

### requestId

The ID of the request.

Type: String

## Errors

For information about the errors that are common to all actions, see [Common client error codes](#).

## Examples

### Example 1

This example deregisters the network interface as a group source `eni-07f290fc3cEXAMPLE` from the multicast domain `tgw-mcast-domain-0c4905cef7EXAMPLE`.

### Sample Request

```
https://ec2.amazonaws.com/?Action=DeregisterTransitGatewayMulticastGroupSources
&TransitGatewayMulticastDomainId=tgw-mcast-domain-0c4905cef7EXAMPLE
&NetworkInterfaceIds=eni-07f290fc3cEXAMPLE
&AUTHPARAMS
```

### Sample Response

```
<DeregisterTransitGatewayMulticastGroupSourcesResponse xmlns="http://ec2.amazonaws.com/
doc/2016-11-15/">
  <requestId>1ca916e8-a4b5-4ff8-9fc3-3052dEXAMPLE</requestId>
  <deregisteredMulticastGroupSources>
    <deregisteredNetworkInterfaceIds>
```

```
    <item>eni-07f290fc3cEXAMPLE</item>
  </deregisteredNetworkInterfaceIds>
  <groupIpAddress>224.0.1.0</groupIpAddress>
  <transitGatewayMulticastDomainId>tgw-mcast-domain-0c4905cef7EXAMPLE</
transitGatewayMulticastDomainId>
</deregisteredMulticastGroupSources>
</DeregisterTransitGatewayMulticastGroupSourcesResponse>
```

## See Also

For more information about using this API in one of the language-specific AWS SDKs, see the following:

- [AWS Command Line Interface](#)
- [AWS SDK for .NET](#)
- [AWS SDK for C++](#)
- [AWS SDK for Go v2](#)
- [AWS SDK for Java V2](#)
- [AWS SDK for JavaScript V3](#)
- [AWS SDK for PHP V3](#)
- [AWS SDK for Python](#)
- [AWS SDK for Ruby V3](#)

# DescribeAccountAttributes

Describes attributes of your AWS account. The following are the supported account attributes:

- `default-vpc`: The ID of the default VPC for your account, or none.
- `max-instances`: This attribute is no longer supported. The returned value does not reflect your actual vCPU limit for running On-Demand Instances. For more information, see [On-Demand Instance Limits](#) in the *Amazon Elastic Compute Cloud User Guide*.
- `max-elastic-ips`: The maximum number of Elastic IP addresses that you can allocate.
- `supported-platforms`: This attribute is deprecated.
- `vpc-max-elastic-ips`: The maximum number of Elastic IP addresses that you can allocate.
- `vpc-max-security-groups-per-interface`: The maximum number of security groups that you can assign to a network interface.

## Note

The order of the elements in the response, including those within nested structures, might vary. Applications should not assume the elements appear in a particular order.

## Request Parameters

The following parameters are for this specific action. For more information about required and optional parameters that are common to all actions, see [Common Query Parameters](#).

### AttributeName.N

The account attribute names.

Type: Array of strings

Valid Values: `supported-platforms` | `default-vpc`

Required: No



## DryRun

Checks whether you have the required permissions for the action, without actually making the request, and provides an error response. If you have the required permissions, the error response is `DryRunOperation`. Otherwise, it is `UnauthorizedOperation`.

Type: Boolean

Required: No

## Response Elements

The following elements are returned by the service.

### **accountAttributeSet**

Information about the account attributes.

Type: Array of [AccountAttribute](#) objects

### **requestId**

The ID of the request.

Type: String

## Errors

For information about the errors that are common to all actions, see [Common client error codes](#).

## See Also

For more information about using this API in one of the language-specific AWS SDKs, see the following:

- [AWS Command Line Interface](#)
- [AWS SDK for .NET](#)
- [AWS SDK for C++](#)
- [AWS SDK for Go v2](#)
- [AWS SDK for Java V2](#)

- [AWS SDK for JavaScript V3](#)
- [AWS SDK for PHP V3](#)
- [AWS SDK for Python](#)
- [AWS SDK for Ruby V3](#)

# DescribeAddresses

Describes the specified Elastic IP addresses or all of your Elastic IP addresses.

## Request Parameters

The following parameters are for this specific action. For more information about required and optional parameters that are common to all actions, see [Common Query Parameters](#).

### AllocationId.N

Information about the allocation IDs.

Type: Array of strings

Required: No

### DryRun

Checks whether you have the required permissions for the action, without actually making the request, and provides an error response. If you have the required permissions, the error response is `DryRunOperation`. Otherwise, it is `UnauthorizedOperation`.

Type: Boolean

Required: No

### Filter.N

One or more filters. Filter names and values are case-sensitive.

- `allocation-id` - The allocation ID for the address.
- `association-id` - The association ID for the address.
- `instance-id` - The ID of the instance the address is associated with, if any.
- `network-border-group` - A unique set of Availability Zones, Local Zones, or Wavelength Zones from where AWS advertises IP addresses.
- `network-interface-id` - The ID of the network interface that the address is associated with, if any.
- `network-interface-owner-id` - The AWS account ID of the owner.
- `private-ip-address` - The private IP address associated with the Elastic IP address.

- `public-ip` - The Elastic IP address, or the carrier IP address.
- `tag:<key>` - The key/value combination of a tag assigned to the resource. Use the tag key in the filter name and the tag value as the filter value. For example, to find all resources that have a tag with the key `Owner` and the value `TeamA`, specify `tag:Owner` for the filter name and `TeamA` for the filter value.
- `tag-key` - The key of a tag assigned to the resource. Use this filter to find all resources assigned a tag with a specific key, regardless of the tag value.

Type: Array of [Filter](#) objects

Required: No

## PublicIp.N

One or more Elastic IP addresses.

Default: Describes all your Elastic IP addresses.

Type: Array of strings

Required: No

## Response Elements

The following elements are returned by the service.

### addressesSet

Information about the Elastic IP addresses.

Type: Array of [Address](#) objects

### requestId

The ID of the request.

Type: String

## Errors

For information about the errors that are common to all actions, see [Common client error codes](#).

## Examples

### Example

This example request describes a specific Elastic IP address allocated to your account.

### Sample Request

```
https://ec2.amazonaws.com/?Action=DescribeAddresses
&AllocationId.1= eipalloc-08229861
&AUTHPARAMS
```

### Sample Response

```
<DescribeAddressesResponse xmlns="http://ec2.amazonaws.com/doc/2016-11-15/">
  <requestId>f7de5e98-491a-4c19-a92d-908d6EXAMPLE</requestId>
  <addressesSet>
    <item>
      <publicIp>203.0.113.41</publicIp>
      <allocationId>eipalloc-08229861</allocationId>
      <domain>vpc</domain>
      <instanceId>i-0598c7d356eba48d7</instanceId>
      <associationId>eipassoc-f0229899</associationId>
      <networkInterfaceId>eni-ef229886</networkInterfaceId>
      <networkInterfaceOwnerId>053230519467</networkInterfaceOwnerId>
      <privateIpAddress>10.0.0.228</privateIpAddress>
    </item>
  </addressesSet>
</DescribeAddressesResponse>
```

## See Also

For more information about using this API in one of the language-specific AWS SDKs, see the following:

- [AWS Command Line Interface](#)
- [AWS SDK for .NET](#)
- [AWS SDK for C++](#)
- [AWS SDK for Go v2](#)
- [AWS SDK for Java V2](#)

- [AWS SDK for JavaScript V3](#)
- [AWS SDK for PHP V3](#)
- [AWS SDK for Python](#)
- [AWS SDK for Ruby V3](#)

# DescribeAddressesAttribute

Describes the attributes of the specified Elastic IP addresses. For requirements, see [Using reverse DNS for email applications](#).

## Request Parameters

The following parameters are for this specific action. For more information about required and optional parameters that are common to all actions, see [Common Query Parameters](#).

### AllocationId.N

[EC2-VPC] The allocation IDs.

Type: Array of strings

Required: No

### Attribute

The attribute of the IP address.

Type: String

Valid Values: domain-name

Required: No

### DryRun

Checks whether you have the required permissions for the action, without actually making the request, and provides an error response. If you have the required permissions, the error response is `DryRunOperation`. Otherwise, it is `UnauthorizedOperation`.

Type: Boolean

Required: No

### MaxResults

The maximum number of results to return with a single call. To retrieve the remaining results, make another call with the returned `nextToken` value.

Type: Integer

Valid Range: Minimum value of 1. Maximum value of 1000.

Required: No

### **NextToken**

The token for the next page of results.

Type: String

Required: No

## **Response Elements**

The following elements are returned by the service.

### **addressSet**

Information about the IP addresses.

Type: Array of [AddressAttribute](#) objects

### **nextToken**

The token to use to retrieve the next page of results. This value is `null` when there are no more results to return.

Type: String

### **requestId**

The ID of the request.

Type: String

## **Errors**

For information about the errors that are common to all actions, see [Common client error codes](#).

## **See Also**

For more information about using this API in one of the language-specific AWS SDKs, see the following:



- [AWS Command Line Interface](#)
- [AWS SDK for .NET](#)
- [AWS SDK for C++](#)
- [AWS SDK for Go v2](#)
- [AWS SDK for Java V2](#)
- [AWS SDK for JavaScript V3](#)
- [AWS SDK for PHP V3](#)
- [AWS SDK for Python](#)
- [AWS SDK for Ruby V3](#)

# DescribeAddressTransfers

Describes an Elastic IP address transfer. For more information, see [Transfer Elastic IP addresses](#) in the *Amazon VPC User Guide*.

When you transfer an Elastic IP address, there is a two-step handshake between the source and transfer AWS accounts. When the source account starts the transfer, the transfer account has seven days to accept the Elastic IP address transfer. During those seven days, the source account can view the pending transfer by using this action. After seven days, the transfer expires and ownership of the Elastic IP address returns to the source account. Accepted transfers are visible to the source account for 14 days after the transfers have been accepted.

## Request Parameters

The following parameters are for this specific action. For more information about required and optional parameters that are common to all actions, see [Common Query Parameters](#).

### AllocationId.N

The allocation IDs of Elastic IP addresses.

Type: Array of strings

Required: No

### DryRun

Checks whether you have the required permissions for the action, without actually making the request, and provides an error response. If you have the required permissions, the error response is `DryRunOperation`. Otherwise, it is `UnauthorizedOperation`.

Type: Boolean

Required: No

### MaxResults

The maximum number of address transfers to return in one page of results.

Type: Integer

Valid Range: Minimum value of 5. Maximum value of 1000.

Required: No

### **NextToken**

Specify the pagination token from a previous request to retrieve the next page of results.

Type: String

Required: No

## **Response Elements**

The following elements are returned by the service.

### **addressTransferSet**

The Elastic IP address transfer.

Type: Array of [AddressTransfer](#) objects

### **nextToken**

Specify the pagination token from a previous request to retrieve the next page of results.

Type: String

### **requestId**

The ID of the request.

Type: String

## **Errors**

For information about the errors that are common to all actions, see [Common client error codes](#).

## **See Also**

For more information about using this API in one of the language-specific AWS SDKs, see the following:

- [AWS Command Line Interface](#)
- [AWS SDK for .NET](#)

- [AWS SDK for C++](#)
- [AWS SDK for Go v2](#)
- [AWS SDK for Java V2](#)
- [AWS SDK for JavaScript V3](#)
- [AWS SDK for PHP V3](#)
- [AWS SDK for Python](#)
- [AWS SDK for Ruby V3](#)

## DescribeAggregateIdFormat

Describes the longer ID format settings for all resource types in a specific Region. This request is useful for performing a quick audit to determine whether a specific Region is fully opted in for longer IDs (17-character IDs).

This request only returns information about resource types that support longer IDs.

The following resource types support longer IDs: bundle | conversion-task | customer-gateway | dhcp-options | elastic-ip-allocation | elastic-ip-association | export-task | flow-log | image | import-task | instance | internet-gateway | network-acl | network-acl-association | network-interface | network-interface-attachment | prefix-list | reservation | route-table | route-table-association | security-group | snapshot | subnet | subnet-cidr-block-association | volume | vpc | vpc-cidr-block-association | vpc-endpoint | vpc-peering-connection | vpn-connection | vpn-gateway.

### Request Parameters

For more information about required and optional parameters that are common to all actions, see [Common Query Parameters](#).

#### DryRun

Checks whether you have the required permissions for the action, without actually making the request, and provides an error response. If you have the required permissions, the error response is `DryRunOperation`. Otherwise, it is `UnauthorizedOperation`.

Type: Boolean

Required: No

### Response Elements

The following elements are returned by the service.

#### requestId

The ID of the request.

Type: String

## statusSet

Information about each resource's ID format.

Type: Array of [IdFormat](#) objects

## useLongIdsAggregated

Indicates whether all resource types in the Region are configured to use longer IDs. This value is only `true` if all users are configured to use longer IDs for all resources types in the Region.

Type: Boolean

## Errors

For information about the errors that are common to all actions, see [Common client error codes](#).

## Examples

### Example

This example describes the overall ID format settings for the default Region.

### Sample Request

```
https://ec2.amazonaws.com/?Action=DescribeAggregateIdFormat
&AUTHPARAMS
```

### Sample Response

```
<DescribeAggregateIdFormatResponse xmlns="http://ec2.amazonaws.com/doc/2016-11-15/">
  <requestId>59dbff89-35bd-4eac-99ed-be587EXAMPLE</requestId>
  <useLongIdsAggregated>true</useLongIdsAggregated>
  <statusSet>
    <item>
      <resource>security-group</resource>
      <useLongIds>true</useLongIds>
    </item>
    <item>
      <resource>route-table-association</resource>
      <useLongIds>true</useLongIds>
    </item>
    <item>
```

```
    <resource>vpc</resource>
    <useLongIds>true</useLongIds>
</item>
<item>
    <resource>flow-log</resource>
    <useLongIds>true</useLongIds>
</item>
<item>
    <resource>vpc-peering-connection</resource>
    <useLongIds>true</useLongIds>
</item>
<item>
    <resource>elastic-ip-association</resource>
    <useLongIds>true</useLongIds>
</item>
<item>
    <resource>vpc-cidr-block-association</resource>
    <useLongIds>true</useLongIds>
</item>
<item>
    <resource>network-interface</resource>
    <useLongIds>true</useLongIds>
</item>
<item>
    <resource>subnet</resource>
    <useLongIds>true</useLongIds>
</item>
<item>
    <deadline>2016-12-15T14:00:00.000Z</deadline>
    <resource>volume</resource>
    <useLongIds>true</useLongIds>
</item>
<item>
    <resource>vpc-ipv6-cidr-block-association</resource>
    <useLongIds>true</useLongIds>
</item>
<item>
    <resource>network-acl-association</resource>
    <useLongIds>true</useLongIds>
</item>
<item>
    <resource>dhcp-options</resource>
    <useLongIds>true</useLongIds>
</item>
```

```
<item>
  <deadline>2016-12-15T14:00:00.000Z</deadline>
  <resource>snapshot</resource>
  <useLongIds>true</useLongIds>
</item>
<item>
  <resource>subnet-ipv6-cidr-block-association</resource>
  <useLongIds>true</useLongIds>
</item>
<item>
  <resource>network-interface-attachment</resource>
  <useLongIds>true</useLongIds>
</item>
<item>
  <resource>elastic-ip-allocation</resource>
  <useLongIds>true</useLongIds>
</item>
<item>
  <resource>internet-gateway</resource>
  <useLongIds>true</useLongIds>
</item>
<item>
  <deadline>2016-12-15T14:00:00.000Z</deadline>
  <resource>reservation</resource>
  <useLongIds>true</useLongIds>
</item>
<item>
  <deadline>2016-12-15T14:00:00.000Z</deadline>
  <resource>instance</resource>
  <useLongIds>true</useLongIds>
</item>
<item>
  <resource>route-table</resource>
  <useLongIds>true</useLongIds>
</item>
<item>
  <resource>network-acl</resource>
  <useLongIds>true</useLongIds>
</item>
<item>
  <resource>customer-gateway</resource>
  <useLongIds>true</useLongIds>
</item>
<item>
```



```
        <resource>vpc-endpoint</resource>
        <useLongIds>true</useLongIds>
    </item>
    <item>
        <resource>vpn-connection</resource>
        <useLongIds>true</useLongIds>
    </item>
    <item>
        <resource>vpn-gateway</resource>
        <useLongIds>true</useLongIds>
    </item>
</statusSet>
</DescribeAggregateIdFormatResponse>
```

## See Also

For more information about using this API in one of the language-specific AWS SDKs, see the following:

- [AWS Command Line Interface](#)
- [AWS SDK for .NET](#)
- [AWS SDK for C++](#)
- [AWS SDK for Go v2](#)
- [AWS SDK for Java V2](#)
- [AWS SDK for JavaScript V3](#)
- [AWS SDK for PHP V3](#)
- [AWS SDK for Python](#)
- [AWS SDK for Ruby V3](#)

# DescribeAvailabilityZones

Describes the Availability Zones, Local Zones, and Wavelength Zones that are available to you. If there is an event impacting a zone, you can use this request to view the state and any provided messages for that zone.

For more information about Availability Zones, Local Zones, and Wavelength Zones, see [Regions and zones](#) in the *Amazon EC2 User Guide*.

## Note

The order of the elements in the response, including those within nested structures, might vary. Applications should not assume the elements appear in a particular order.

## Request Parameters

The following parameters are for this specific action. For more information about required and optional parameters that are common to all actions, see [Common Query Parameters](#).

### AllAvailabilityZones

Include all Availability Zones, Local Zones, and Wavelength Zones regardless of your opt-in status.

If you do not use this parameter, the results include only the zones for the Regions where you have chosen the option to opt in.

Type: Boolean

Required: No

### DryRun

Checks whether you have the required permissions for the action, without actually making the request, and provides an error response. If you have the required permissions, the error response is `DryRunOperation`. Otherwise, it is `UnauthorizedOperation`.

Type: Boolean

Required: No

### Filter.N

The filters.

- `group-name` - For Availability Zones, use the Region name. For Local Zones, use the name of the group associated with the Local Zone (for example, `us-west-2-lax-1`) For Wavelength Zones, use the name of the group associated with the Wavelength Zone (for example, `us-east-1-wl1`).
- `message` - The Zone message.
- `opt-in-status` - The opt-in status (`opted-in` | `not-opted-in` | `opt-in-not-required`).
- `parent-zone-id` - The ID of the zone that handles some of the Local Zone and Wavelength Zone control plane operations, such as API calls.
- `parent-zone-name` - The ID of the zone that handles some of the Local Zone and Wavelength Zone control plane operations, such as API calls.
- `region-name` - The name of the Region for the Zone (for example, `us-east-1`).
- `state` - The state of the Availability Zone, the Local Zone, or the Wavelength Zone (`available`).
- `zone-id` - The ID of the Availability Zone (for example, `use1-az1`), the Local Zone (for example, `usw2-lax1-az1`), or the Wavelength Zone (for example, `us-east-1-wl1-bos-wlz-1`).
- `zone-name` - The name of the Availability Zone (for example, `us-east-1a`), the Local Zone (for example, `us-west-2-lax-1a`), or the Wavelength Zone (for example, `us-east-1-wl1-bos-wlz-1`).
- `zone-type` - The type of zone (`availability-zone` | `local-zone` | `wavelength-zone`).

Type: Array of [Filter](#) objects

Required: No

### ZoneId.N

The IDs of the Availability Zones, Local Zones, and Wavelength Zones.

Type: Array of strings

Required: No

### **ZoneName.N**

The names of the Availability Zones, Local Zones, and Wavelength Zones.

Type: Array of strings

Required: No

## **Response Elements**

The following elements are returned by the service.

### **availabilityZoneInfo**

Information about the Availability Zones, Local Zones, and Wavelength Zones.

Type: Array of [AvailabilityZone](#) objects

### **requestId**

The ID of the request.

Type: String

## **Errors**

For information about the errors that are common to all actions, see [Common client error codes](#).

## **Examples**

### **Example**

This example request describes the zones in the current Region that are enabled for your account.

### **Sample Request**

```
https://ec2.amazonaws.com/?Action=DescribeAvailabilityZones
&AUTHPARAMS
```

## Sample Response

```
<DescribeAvailabilityZonesResponse xmlns="http://ec2.amazonaws.com/doc/2016-11-15/">
  <requestId>e23c5a54-a29c-43ee-8b55-0c13c26e9e01</requestId>
  <availabilityZoneInfo>
    <item>
      <groupName>us-west-2</groupName>
      <optInStatus>opt-in-not-required</optInStatus>
      <zoneName>us-west-2a</zoneName>
      <zoneId>usw2-az1</zoneId>
      <zoneState>available</zoneState>
      <zoneType>availability-zone</zoneType>
      <regionName>us-west-2</regionName>
      <messageSet/>
      <NetworkBorderGroup>us-west-2</NetworkBorderGroup>
    </item>
    <item>
      <groupName>us-west-2</groupName>
      <optInStatus>opt-in-not-required</optInStatus>
      <zoneName>us-west-2b</zoneName>
      <zoneId>usw2-az2</zoneId>
      <zoneState>available</zoneState>
      <zoneType>availability-zone</zoneType>
      <regionName>us-west-2</regionName>
      <messageSet/>
      <NetworkBorderGroup>us-west-2</NetworkBorderGroup>
    </item>
    <item>
      <groupName>us-west-2</groupName>
      <optInStatus>opt-in-not-required</optInStatus>
      <zoneName>us-west-2c</zoneName>
      <zoneId>usw2-az3</zoneId>
      <zoneState>available</zoneState>
      <zoneType>availability-zone</zoneType>
      <regionName>us-west-2</regionName>
      <messageSet/>
      <NetworkBorderGroup>us-west-2</NetworkBorderGroup>
    </item>
    <item>
      <groupName>us-west-2</groupName>
      <optInStatus>opt-in-not-required</optInStatus>
      <zoneName>us-west-2d</zoneName>
      <zoneId>usw2-az4</zoneId>
      <zoneState>available</zoneState>
```

```
<zoneType>availability-zone</zoneType>
<regionName>us-west-2</regionName>
<messageSet/>
<NetworkBorderGroup>us-west-2</NetworkBorderGroup>
</item>
</availabilityZoneInfo>
</DescribeAvailabilityZonesResponse>
```

## See Also

For more information about using this API in one of the language-specific AWS SDKs, see the following:

- [AWS Command Line Interface](#)
- [AWS SDK for .NET](#)
- [AWS SDK for C++](#)
- [AWS SDK for Go v2](#)
- [AWS SDK for Java V2](#)
- [AWS SDK for JavaScript V3](#)
- [AWS SDK for PHP V3](#)
- [AWS SDK for Python](#)
- [AWS SDK for Ruby V3](#)

# DescribeAwsNetworkPerformanceMetricSubscriptions

Describes the current Infrastructure Performance metric subscriptions.

## Request Parameters

The following parameters are for this specific action. For more information about required and optional parameters that are common to all actions, see [Common Query Parameters](#).

### DryRun

Checks whether you have the required permissions for the action, without actually making the request, and provides an error response. If you have the required permissions, the error response is `DryRunOperation`. Otherwise, it is `UnauthorizedOperation`.

Type: Boolean

Required: No

### Filter.N

One or more filters.

Type: Array of [Filter](#) objects

Required: No

### MaxResults

The maximum number of results to return with a single call. To retrieve the remaining results, make another call with the returned `nextToken` value.

Type: Integer

Valid Range: Minimum value of 0. Maximum value of 100.

Required: No

### NextToken

The token for the next page of results.

Type: String

Required: No

## Response Elements

The following elements are returned by the service.

### **nextToken**

The token to use to retrieve the next page of results. This value is `null` when there are no more results to return.

Type: String

### **requestId**

The ID of the request.

Type: String

### **subscriptionSet**

Describes the current Infrastructure Performance subscriptions.

Type: Array of [Subscription](#) objects

## Errors

For information about the errors that are common to all actions, see [Common client error codes](#).

## See Also

For more information about using this API in one of the language-specific AWS SDKs, see the following:

- [AWS Command Line Interface](#)
- [AWS SDK for .NET](#)
- [AWS SDK for C++](#)
- [AWS SDK for Go v2](#)
- [AWS SDK for Java V2](#)
- [AWS SDK for JavaScript V3](#)



- [AWS SDK for PHP V3](#)
- [AWS SDK for Python](#)
- [AWS SDK for Ruby V3](#)

# DescribeBundleTasks

Describes the specified bundle tasks or all of your bundle tasks.

## Note

Completed bundle tasks are listed for only a limited time. If your bundle task is no longer in the list, you can still register an AMI from it. Just use `RegisterImage` with the Amazon S3 bucket name and image manifest name you provided to the bundle task.

## Note

The order of the elements in the response, including those within nested structures, might vary. Applications should not assume the elements appear in a particular order.

## Request Parameters

The following parameters are for this specific action. For more information about required and optional parameters that are common to all actions, see [Common Query Parameters](#).

### **BundleId.N**

The bundle task IDs.

Default: Describes all your bundle tasks.

Type: Array of strings

Required: No

### **DryRun**

Checks whether you have the required permissions for the action, without actually making the request, and provides an error response. If you have the required permissions, the error response is `DryRunOperation`. Otherwise, it is `UnauthorizedOperation`.

Type: Boolean

Required: No

## Filter.N

The filters.

- `bundle-id` - The ID of the bundle task.
- `error-code` - If the task failed, the error code returned.
- `error-message` - If the task failed, the error message returned.
- `instance-id` - The ID of the instance.
- `progress` - The level of task completion, as a percentage (for example, 20%).
- `s3-bucket` - The Amazon S3 bucket to store the AMI.
- `s3-prefix` - The beginning of the AMI name.
- `start-time` - The time the task started (for example, 2013-09-15T17:15:20.000Z).
- `state` - The state of the task (pending | waiting-for-shutdown | bundling | storing | cancelling | complete | failed).
- `update-time` - The time of the most recent update for the task.

Type: Array of [Filter](#) objects

Required: No

## Response Elements

The following elements are returned by the service.

### **bundleInstanceTasksSet**

Information about the bundle tasks.

Type: Array of [BundleTask](#) objects

### **requestId**

The ID of the request.

Type: String

## Errors

For information about the errors that are common to all actions, see [Common client error codes](#).

## Examples

### Example 1

This example describes the status of the specified bundle task.

#### Sample Request

```
https://ec2.amazonaws.com/?Action=DescribeBundleTasks
&bundleId.1=bun-c1a540a8
&AUTHPARAMS
```

#### Sample Response

```
<DescribeBundleTasksResponse xmlns="http://ec2.amazonaws.com/doc/2016-11-15/">
  <requestId>59dbff89-35bd-4eac-99ed-be587EXAMPLE</requestId>
  <bundleInstanceTasksSet>
    <item>
      <instanceId>i-1234567890abcdef0</instanceId>
      <bundleId>bun-c1a540a8</bundleId>
      <state>cancelling</state>
      <startTime>2008-10-07T11:41:50.000Z</startTime>
      <updateTime>2008-10-07T11:51:50.000Z</updateTime>
      <storage>
        <S3>
          <bucket>myawsbucket</bucket>
          <prefix>winami</prefix>
        </S3>
      </storage>
      <progress>20%</progress>
    </item>
  </bundleInstanceTasksSet>
</DescribeBundleTasksResponse>
```

### Example 2

This example filters the response to include only bundle tasks whose state is either complete or failed, and in addition are targeted for the Amazon S3 bucket named myawsbucket.

#### Sample Request

```
https://ec2.amazonaws.com/?Action=DescribeBundleTasks
```

```
&Filter.1.Name=s3-bucket
&Filter.1.Value.1=myawsbucket
&Filter.2.Name=state
&Filter.2.Name.1=complete
&Filter.2.Name.2=failed
&AUTHPARAMS
```

## See Also

For more information about using this API in one of the language-specific AWS SDKs, see the following:

- [AWS Command Line Interface](#)
- [AWS SDK for .NET](#)
- [AWS SDK for C++](#)
- [AWS SDK for Go v2](#)
- [AWS SDK for Java V2](#)
- [AWS SDK for JavaScript V3](#)
- [AWS SDK for PHP V3](#)
- [AWS SDK for Python](#)
- [AWS SDK for Ruby V3](#)

# DescribeByoipCidrs

Describes the IP address ranges that were specified in calls to [ProvisionByoipCidr](#).

To describe the address pools that were created when you provisioned the address ranges, use [DescribePublicIpv4Pools](#) or [DescribeIpv6Pools](#).

## Request Parameters

The following parameters are for this specific action. For more information about required and optional parameters that are common to all actions, see [Common Query Parameters](#).

### DryRun

Checks whether you have the required permissions for the action, without actually making the request, and provides an error response. If you have the required permissions, the error response is `DryRunOperation`. Otherwise, it is `UnauthorizedOperation`.

Type: Boolean

Required: No

### MaxResults

The maximum number of results to return with a single call. To retrieve the remaining results, make another call with the returned `nextToken` value.

Type: Integer

Valid Range: Minimum value of 1. Maximum value of 100.

Required: Yes

### NextToken

The token for the next page of results.

Type: String

Required: No

## Response Elements

The following elements are returned by the service.

## byoipCidrSet

Information about your address ranges.

Type: Array of [ByoipCidr](#) objects

## nextToken

The token to use to retrieve the next page of results. This value is `null` when there are no more results to return.

Type: String

## requestId

The ID of the request.

Type: String

## Errors

For information about the errors that are common to all actions, see [Common client error codes](#).

## See Also

For more information about using this API in one of the language-specific AWS SDKs, see the following:

- [AWS Command Line Interface](#)
- [AWS SDK for .NET](#)
- [AWS SDK for C++](#)
- [AWS SDK for Go v2](#)
- [AWS SDK for Java V2](#)
- [AWS SDK for JavaScript V3](#)
- [AWS SDK for PHP V3](#)
- [AWS SDK for Python](#)
- [AWS SDK for Ruby V3](#)

# DescribeCapacityBlockOfferings

Describes Capacity Block offerings available for purchase in the AWS Region that you're currently using. With Capacity Blocks, you purchase a specific instance type for a period of time.

## Request Parameters

The following parameters are for this specific action. For more information about required and optional parameters that are common to all actions, see [Common Query Parameters](#).

### CapacityDurationHours

The number of hours for which to reserve Capacity Block.

Type: Integer

Required: Yes

### DryRun

Checks whether you have the required permissions for the action, without actually making the request, and provides an error response. If you have the required permissions, the error response is `DryRunOperation`. Otherwise, it is `UnauthorizedOperation`.

Type: Boolean

Required: No

### EndDateRange

The latest end date for the Capacity Block offering.

Type: Timestamp

Required: No

### InstanceCount

The number of instances for which to reserve capacity.

Type: Integer

Required: Yes



## InstanceType

The type of instance for which the Capacity Block offering reserves capacity.

Type: String

Required: Yes

## MaxResults

The maximum number of items to return for this request. To get the next page of items, make another request with the token returned in the output. For more information, see [Pagination](#).

Type: Integer

Valid Range: Minimum value of 1. Maximum value of 1000.

Required: No

## NextToken

The token to use to retrieve the next page of results.

Type: String

Required: No

## StartDateRange

The earliest start date for the Capacity Block offering.

Type: Timestamp

Required: No

## Response Elements

The following elements are returned by the service.

### capacityBlockOfferingSet

The recommended Capacity Block offering for the dates specified.

Type: Array of [CapacityBlockOffering](#) objects

## nextToken

The token to use to retrieve the next page of results. This value is `null` when there are no more results to return.

Type: String

## requestId

The ID of the request.

Type: String

## Errors

For information about the errors that are common to all actions, see [Common client error codes](#).

## See Also

For more information about using this API in one of the language-specific AWS SDKs, see the following:

- [AWS Command Line Interface](#)
- [AWS SDK for .NET](#)
- [AWS SDK for C++](#)
- [AWS SDK for Go v2](#)
- [AWS SDK for Java V2](#)
- [AWS SDK for JavaScript V3](#)
- [AWS SDK for PHP V3](#)
- [AWS SDK for Python](#)
- [AWS SDK for Ruby V3](#)

# DescribeCapacityReservationFleets

Describes one or more Capacity Reservation Fleets.

## Request Parameters

The following parameters are for this specific action. For more information about required and optional parameters that are common to all actions, see [Common Query Parameters](#).

### CapacityReservationFleetId.N

The IDs of the Capacity Reservation Fleets to describe.

Type: Array of strings

Required: No

### DryRun

Checks whether you have the required permissions for the action, without actually making the request, and provides an error response. If you have the required permissions, the error response is `DryRunOperation`. Otherwise, it is `UnauthorizedOperation`.

Type: Boolean

Required: No

### Filter.N

One or more filters.

- `state` - The state of the Fleet (`submitted` | `modifying` | `active` | `partially_fulfilled` | `expiring` | `expired` | `cancelling` | `cancelled` | `failed`).
- `instance-match-criteria` - The instance matching criteria for the Fleet. Only `open` is supported.
- `tenancy` - The tenancy of the Fleet (`default` | `dedicated`).
- `allocation-strategy` - The allocation strategy used by the Fleet. Only `prioritized` is supported.

Type: Array of [Filter](#) objects

Required: No

## MaxResults

The maximum number of items to return for this request. To get the next page of items, make another request with the token returned in the output. For more information, see [Pagination](#).

Type: Integer

Valid Range: Minimum value of 1. Maximum value of 100.

Required: No

## NextToken

The token to use to retrieve the next page of results.

Type: String

Required: No

## Response Elements

The following elements are returned by the service.

### capacityReservationFleetSet

Information about the Capacity Reservation Fleets.

Type: Array of [CapacityReservationFleet](#) objects

### nextToken

The token to use to retrieve the next page of results. This value is null when there are no more results to return.

Type: String

### requestId

The ID of the request.

Type: String

## Errors

For information about the errors that are common to all actions, see [Common client error codes](#).

## See Also

For more information about using this API in one of the language-specific AWS SDKs, see the following:

- [AWS Command Line Interface](#)
- [AWS SDK for .NET](#)
- [AWS SDK for C++](#)
- [AWS SDK for Go v2](#)
- [AWS SDK for Java V2](#)
- [AWS SDK for JavaScript V3](#)
- [AWS SDK for PHP V3](#)
- [AWS SDK for Python](#)
- [AWS SDK for Ruby V3](#)

# DescribeCapacityReservations

Describes one or more of your Capacity Reservations. The results describe only the Capacity Reservations in the AWS Region that you're currently using.

## Request Parameters

The following parameters are for this specific action. For more information about required and optional parameters that are common to all actions, see [Common Query Parameters](#).

### CapacityReservationId.N

The ID of the Capacity Reservation.

Type: Array of strings

Required: No

### DryRun

Checks whether you have the required permissions for the action, without actually making the request, and provides an error response. If you have the required permissions, the error response is `DryRunOperation`. Otherwise, it is `UnauthorizedOperation`.

Type: Boolean

Required: No

### Filter.N

One or more filters.

- `instance-type` - The type of instance for which the Capacity Reservation reserves capacity.
- `owner-id` - The ID of the AWS account that owns the Capacity Reservation.
- `instance-platform` - The type of operating system for which the Capacity Reservation reserves capacity.
- `availability-zone` - The Availability Zone of the Capacity Reservation.
- `tenancy` - Indicates the tenancy of the Capacity Reservation. A Capacity Reservation can have one of the following tenancy settings:
  - `default` - The Capacity Reservation is created on hardware that is shared with other AWS accounts.

- `dedicated` - The Capacity Reservation is created on single-tenant hardware that is dedicated to a single AWS account.
- `outpost-arn` - The Amazon Resource Name (ARN) of the Outpost on which the Capacity Reservation was created.
- `state` - The current state of the Capacity Reservation. A Capacity Reservation can be in one of the following states:
  - `active` - The Capacity Reservation is active and the capacity is available for your use.
  - `expired` - The Capacity Reservation expired automatically at the date and time specified in your request. The reserved capacity is no longer available for your use.
  - `cancelled` - The Capacity Reservation was cancelled. The reserved capacity is no longer available for your use.
  - `pending` - The Capacity Reservation request was successful but the capacity provisioning is still pending.
  - `failed` - The Capacity Reservation request has failed. A request might fail due to invalid request parameters, capacity constraints, or instance limit constraints. Failed requests are retained for 60 minutes.
- `start-date` - The date and time at which the Capacity Reservation was started.
- `end-date` - The date and time at which the Capacity Reservation expires. When a Capacity Reservation expires, the reserved capacity is released and you can no longer launch instances into it. The Capacity Reservation's state changes to `expired` when it reaches its end date and time.
- `end-date-type` - Indicates the way in which the Capacity Reservation ends. A Capacity Reservation can have one of the following end types:
  - `unlimited` - The Capacity Reservation remains active until you explicitly cancel it.
  - `limited` - The Capacity Reservation expires automatically at a specified date and time.
- `instance-match-criteria` - Indicates the type of instance launches that the Capacity Reservation accepts. The options include:
  - `open` - The Capacity Reservation accepts all instances that have matching attributes (instance type, platform, and Availability Zone). Instances that have matching attributes launch into the Capacity Reservation automatically without specifying any additional parameters.

- `targeted` - The Capacity Reservation only accepts instances that have matching attributes (instance type, platform, and Availability Zone), and explicitly target the Capacity Reservation. This ensures that only permitted instances can use the reserved capacity.
- `placement-group-arn` - The ARN of the cluster placement group in which the Capacity Reservation was created.

Type: Array of [Filter](#) objects

Required: No

### MaxResults

The maximum number of items to return for this request. To get the next page of items, make another request with the token returned in the output. For more information, see [Pagination](#).

Type: Integer

Valid Range: Minimum value of 1. Maximum value of 1000.

Required: No

### NextToken

The token to use to retrieve the next page of results.

Type: String

Required: No

## Response Elements

The following elements are returned by the service.

### `capacityReservationSet`

Information about the Capacity Reservations.

Type: Array of [CapacityReservation](#) objects

### `nextToken`

The token to use to retrieve the next page of results. This value is `null` when there are no more results to return.



Type: String

### **requestId**

The ID of the request.

Type: String

## **Errors**

For information about the errors that are common to all actions, see [Common client error codes](#).

## **See Also**

For more information about using this API in one of the language-specific AWS SDKs, see the following:

- [AWS Command Line Interface](#)
- [AWS SDK for .NET](#)
- [AWS SDK for C++](#)
- [AWS SDK for Go v2](#)
- [AWS SDK for Java V2](#)
- [AWS SDK for JavaScript V3](#)
- [AWS SDK for PHP V3](#)
- [AWS SDK for Python](#)
- [AWS SDK for Ruby V3](#)

# DescribeCarrierGateways

Describes one or more of your carrier gateways.

## Request Parameters

The following parameters are for this specific action. For more information about required and optional parameters that are common to all actions, see [Common Query Parameters](#).

### CarrierGatewayId.N

One or more carrier gateway IDs.

Type: Array of strings

Required: No

### DryRun

Checks whether you have the required permissions for the action, without actually making the request, and provides an error response. If you have the required permissions, the error response is `DryRunOperation`. Otherwise, it is `UnauthorizedOperation`.

Type: Boolean

Required: No

### Filter.N

One or more filters.

- `carrier-gateway-id` - The ID of the carrier gateway.
- `state` - The state of the carrier gateway (`pending` | `failed` | `available` | `deleting` | `deleted`).
- `owner-id` - The AWS account ID of the owner of the carrier gateway.
- `tag:<key>` - The key/value combination of a tag assigned to the resource. Use the tag key in the filter name and the tag value as the filter value. For example, to find all resources that have a tag with the key `Owner` and the value `TeamA`, specify `tag:Owner` for the filter name and `TeamA` for the filter value.
- `tag-key` - The key of a tag assigned to the resource. Use this filter to find all resources assigned a tag with a specific key, regardless of the tag value.

- `vpc-id` - The ID of the VPC associated with the carrier gateway.

Type: Array of [Filter](#) objects

Required: No

### **MaxResults**

The maximum number of results to return with a single call. To retrieve the remaining results, make another call with the returned `nextToken` value.

Type: Integer

Valid Range: Minimum value of 5. Maximum value of 1000.

Required: No

### **NextToken**

The token for the next page of results.

Type: String

Required: No

## **Response Elements**

The following elements are returned by the service.

### **carrierGatewaySet**

Information about the carrier gateway.

Type: Array of [CarrierGateway](#) objects

### **nextToken**

The token to use to retrieve the next page of results. This value is `null` when there are no more results to return.

Type: String

### **requestId**

The ID of the request.

Type: String

## Errors

For information about the errors that are common to all actions, see [Common client error codes](#).

## See Also

For more information about using this API in one of the language-specific AWS SDKs, see the following:

- [AWS Command Line Interface](#)
- [AWS SDK for .NET](#)
- [AWS SDK for C++](#)
- [AWS SDK for Go v2](#)
- [AWS SDK for Java V2](#)
- [AWS SDK for JavaScript V3](#)
- [AWS SDK for PHP V3](#)
- [AWS SDK for Python](#)
- [AWS SDK for Ruby V3](#)

# DescribeClassicLinkInstances

## Note

This action is deprecated.

Describes your linked EC2-Classic instances. This request only returns information about EC2-Classic instances linked to a VPC through ClassicLink. You cannot use this request to return information about other instances.

## Request Parameters

The following parameters are for this specific action. For more information about required and optional parameters that are common to all actions, see [Common Query Parameters](#).

### DryRun

Checks whether you have the required permissions for the action, without actually making the request, and provides an error response. If you have the required permissions, the error response is `DryRunOperation`. Otherwise, it is `UnauthorizedOperation`.

Type: Boolean

Required: No

### Filter.N

The filters.

- `group-id` - The ID of a VPC security group that's associated with the instance.
- `instance-id` - The ID of the instance.
- `tag:<key>` - The key/value combination of a tag assigned to the resource. Use the tag key in the filter name and the tag value as the filter value. For example, to find all resources that have a tag with the key `Owner` and the value `TeamA`, specify `tag:Owner` for the filter name and `TeamA` for the filter value.
- `tag-key` - The key of a tag assigned to the resource. Use this filter to find all resources assigned a tag with a specific key, regardless of the tag value.
- `vpc-id` - The ID of the VPC to which the instance is linked.

Type: Array of [Filter](#) objects

Required: No

### **InstanceIds.N**

The instance IDs. Must be instances linked to a VPC through ClassicLink.

Type: Array of strings

Required: No

### **MaxResults**

The maximum number of items to return for this request. To get the next page of items, make another request with the token returned in the output. For more information, see [Pagination](#).

Constraint: If the value is greater than 1000, we return only 1000 items.

Type: Integer

Valid Range: Minimum value of 5. Maximum value of 1000.

Required: No

### **NextToken**

The token returned from a previous paginated request. Pagination continues from the end of the items returned by the previous request.

Type: String

Required: No

## **Response Elements**

The following elements are returned by the service.

### **instancesSet**

Information about one or more linked EC2-Classic instances.

Type: Array of [ClassicLinkInstance](#) objects

## nextToken

The token to include in another request to get the next page of items. This value is null when there are no more items to return.

Type: String

## requestId

The ID of the request.

Type: String

## Errors

For information about the errors that are common to all actions, see [Common client error codes](#).

## See Also

For more information about using this API in one of the language-specific AWS SDKs, see the following:

- [AWS Command Line Interface](#)
- [AWS SDK for .NET](#)
- [AWS SDK for C++](#)
- [AWS SDK for Go v2](#)
- [AWS SDK for Java V2](#)
- [AWS SDK for JavaScript V3](#)
- [AWS SDK for PHP V3](#)
- [AWS SDK for Python](#)
- [AWS SDK for Ruby V3](#)

# DescribeClientVpnAuthorizationRules

Describes the authorization rules for a specified Client VPN endpoint.

## Request Parameters

The following parameters are for this specific action. For more information about required and optional parameters that are common to all actions, see [Common Query Parameters](#).

### ClientVpnEndpointId

The ID of the Client VPN endpoint.

Type: String

Required: Yes

### DryRun

Checks whether you have the required permissions for the action, without actually making the request, and provides an error response. If you have the required permissions, the error response is `DryRunOperation`. Otherwise, it is `UnauthorizedOperation`.

Type: Boolean

Required: No

### Filter.N

One or more filters. Filter names and values are case-sensitive.

- `description` - The description of the authorization rule.
- `destination-cidr` - The CIDR of the network to which the authorization rule applies.
- `group-id` - The ID of the Active Directory group to which the authorization rule grants access.

Type: Array of [Filter](#) objects

Required: No

### MaxResults

The maximum number of results to return for the request in a single page. The remaining results can be seen by sending another request with the `nextToken` value.



Type: Integer

Valid Range: Minimum value of 5. Maximum value of 1000.

Required: No

### **NextToken**

The token to retrieve the next page of results.

Type: String

Required: No

## **Response Elements**

The following elements are returned by the service.

### **authorizationRule**

Information about the authorization rules.

Type: Array of [AuthorizationRule](#) objects

### **nextToken**

The token to use to retrieve the next page of results. This value is `null` when there are no more results to return.

Type: String

### **requestId**

The ID of the request.

Type: String

## **Errors**

For information about the errors that are common to all actions, see [Common client error codes](#).

## Examples

### Example

This example describes the authorization rules for a specific Client VPN endpoint.

### Sample Request

```
https://ec2.amazonaws.com/?Action=DescribeClientVpnAuthorizationRules
&ClientVpnEndpointId.1=cvpn-endpoint-EXAMPLEc8db8d3536
&AUTHPARAMS
```

### Sample Response

```
<DescribeClientVpnAuthorizationRulesResponse xmlns="http://ec2.amazonaws.com/
doc/2016-11-15/">
  <requestId>9d5c69db-763e-4b63-88ee-EXAMPLE</requestId>
  <authorizationRule>
    <item>
      <accessAll>true</accessAll>
      <description>auth-rule-one</description>
      <destinationCidr>10.0.0.0/16</destinationCidr>
      <clientVpnEndpointId>cvpn-endpoint-EXAMPLEc8db8d3536</clientVpnEndpointId>
      <groupId/>
      <status>
        <code>active</code>
      </status>
    </item>
  </authorizationRule>
</DescribeClientVpnAuthorizationRulesResponse>
```

## See Also

For more information about using this API in one of the language-specific AWS SDKs, see the following:

- [AWS Command Line Interface](#)
- [AWS SDK for .NET](#)
- [AWS SDK for C++](#)
- [AWS SDK for Go v2](#)

- [AWS SDK for Java V2](#)
- [AWS SDK for JavaScript V3](#)
- [AWS SDK for PHP V3](#)
- [AWS SDK for Python](#)
- [AWS SDK for Ruby V3](#)

# DescribeClientVpnConnections

Describes active client connections and connections that have been terminated within the last 60 minutes for the specified Client VPN endpoint.

## Request Parameters

The following parameters are for this specific action. For more information about required and optional parameters that are common to all actions, see [Common Query Parameters](#).

### ClientVpnEndpointId

The ID of the Client VPN endpoint.

Type: String

Required: Yes

### DryRun

Checks whether you have the required permissions for the action, without actually making the request, and provides an error response. If you have the required permissions, the error response is `DryRunOperation`. Otherwise, it is `UnauthorizedOperation`.

Type: Boolean

Required: No

### Filter.N

One or more filters. Filter names and values are case-sensitive.

- `connection-id` - The ID of the connection.
- `username` - For Active Directory client authentication, the user name of the client who established the client connection.

Type: Array of [Filter](#) objects

Required: No

### MaxResults

The maximum number of results to return for the request in a single page. The remaining results can be seen by sending another request with the `nextToken` value.

Type: Integer

Valid Range: Minimum value of 5. Maximum value of 1000.

Required: No

### **NextToken**

The token to retrieve the next page of results.

Type: String

Required: No

## **Response Elements**

The following elements are returned by the service.

### **connections**

Information about the active and terminated client connections.

Type: Array of [ClientVpnConnection](#) objects

### **nextToken**

The token to use to retrieve the next page of results. This value is `null` when there are no more results to return.

Type: String

### **requestId**

The ID of the request.

Type: String

## **Errors**

For information about the errors that are common to all actions, see [Common client error codes](#).

## Examples

### Example

This example describes Client VPN endpoint connections.

### Sample Request

```
https://ec2.amazonaws.com/?Action=DescribeClientVpnConnections
&ClientVpnEndpointId=cvpn-endpoint-00c5d11fc4EXAMPLE
&TargetNetworkCidr=10.0.0.0/16
&RevokeAllGroups=true
&AUTHPARAMS
```

### Sample Response

```
<DescribeClientVpnConnectionsResponse xmlns="http://ec2.amazonaws.com/doc/2016-11-15/">
  <requestId>7263df00-d3ed-4f32-a3b9-88177EXAMPLE</requestId>
  <connections>
    <item>
      <clientIp>11.0.0.98</clientIp>
      <commonName>client1</commonName>
      <connectionEndTime>2018-12-13 18:38:10</connectionEndTime>
      <connectionEstablishedTime>2018-12-13 18:32:49</connectionEstablishedTime>
      <connectionId>cvpn-connection-010b1282b7EXAMPLE</connectionId>
      <egressBytes>14891</egressBytes>
      <egressPackets>309</egressPackets>
      <clientVpnEndpointId>cvpn-endpoint-00c5d11fc4EXAMPLE</clientVpnEndpointId>
      <ingressBytes>14947</ingressBytes>
      <ingressPackets>285</ingressPackets>
      <status>
        <code>terminated</code>
      </status>
      <timestamp>2018-12-13 18:38:10</timestamp>
    </item>
  </connections>
</DescribeClientVpnConnectionsResponse>
```

### See Also

For more information about using this API in one of the language-specific AWS SDKs, see the following:

- [AWS Command Line Interface](#)
- [AWS SDK for .NET](#)
- [AWS SDK for C++](#)
- [AWS SDK for Go v2](#)
- [AWS SDK for Java V2](#)
- [AWS SDK for JavaScript V3](#)
- [AWS SDK for PHP V3](#)
- [AWS SDK for Python](#)
- [AWS SDK for Ruby V3](#)

# DescribeClientVpnEndpoints

Describes one or more Client VPN endpoints in the account.

## Request Parameters

The following parameters are for this specific action. For more information about required and optional parameters that are common to all actions, see [Common Query Parameters](#).

### ClientVpnEndpointId.N

The ID of the Client VPN endpoint.

Type: Array of strings

Required: No

### DryRun

Checks whether you have the required permissions for the action, without actually making the request, and provides an error response. If you have the required permissions, the error response is `DryRunOperation`. Otherwise, it is `UnauthorizedOperation`.

Type: Boolean

Required: No

### Filter.N

One or more filters. Filter names and values are case-sensitive.

- `endpoint-id` - The ID of the Client VPN endpoint.
- `transport-protocol` - The transport protocol (`tcp` | `udp`).

Type: Array of [Filter](#) objects

Required: No

### MaxResults

The maximum number of results to return for the request in a single page. The remaining results can be seen by sending another request with the `nextToken` value.

Type: Integer



Valid Range: Minimum value of 5. Maximum value of 1000.

Required: No

### **NextToken**

The token to retrieve the next page of results.

Type: String

Required: No

## **Response Elements**

The following elements are returned by the service.

### **clientVpnEndpoint**

Information about the Client VPN endpoints.

Type: Array of [ClientVpnEndpoint](#) objects

### **nextToken**

The token to use to retrieve the next page of results. This value is null when there are no more results to return.

Type: String

### **requestId**

The ID of the request.

Type: String

## **Errors**

For information about the errors that are common to all actions, see [Common client error codes](#).

## **Examples**

### **Example**

This example describes the Client VPN endpoints in your account.

## Sample Request

```
https://ec2.amazonaws.com/?Action=DescribeClientVpnEndpointsResponse
&AUTHPARAMS
```

## Sample Response

```
<DescribeClientVpnEndpointsResponse xmlns="http://ec2.amazonaws.com/doc/2016-11-15/">
  <requestId">e69f64d5-e763-4cf5-844e-c278b1946ddf</requestId">
  <clientVpnEndpoint">
    <item">
      <authenticationOptions">
        <item">
          <mutualAuthentication">
            <clientRootCertificateChain">arn:aws:acm:us-
east-1:724145273726:certificate/82916b3c-7449-43cf-ab9e-31c18ef401c6</
clientRootCertificateChain">
            </mutualAuthentication">
            <type">certificate-authentication</type">
          </item">
        </authenticationOptions">
        <clientCidrBlock">10.0.0.0/24</clientCidrBlock">
        <connectionLogOptions">
          <Enabled">>false</Enabled">
        </connectionLogOptions">
        <creationTime">2018-12-11T13:14:10</creationTime">
        <description">ash-test</description">
        <dnsName">cvpn-endpoint-0043a94c5c27c7997.prod.clientvpn.us-east-1.amazonaws.com</
dnsName">
        <clientVpnEndpointId">cvpn-endpoint-0043a94c5c27c7997</clientVpnEndpointId">
        <status">
          <code">pending-associate</code">
        </status">
        <serverCertificateArn">arn:aws:acm:us-
east-1:724145273726:certificate/82916b3c-7449-43cf-ab9e-31c18ef401c6</
serverCertificateArn">
        <splitTunnel">>false</splitTunnel">
        <transportProtocol">tcp</transportProtocol">
        <vpnProtocol">openvpn</vpnProtocol">
      </item">
    </clientVpnEndpoint">
  </DescribeClientVpnEndpointsResponse">
```

## See Also

For more information about using this API in one of the language-specific AWS SDKs, see the following:

- [AWS Command Line Interface](#)
- [AWS SDK for .NET](#)
- [AWS SDK for C++](#)
- [AWS SDK for Go v2](#)
- [AWS SDK for Java V2](#)
- [AWS SDK for JavaScript V3](#)
- [AWS SDK for PHP V3](#)
- [AWS SDK for Python](#)
- [AWS SDK for Ruby V3](#)

# DescribeClientVpnRoutes

Describes the routes for the specified Client VPN endpoint.

## Request Parameters

The following parameters are for this specific action. For more information about required and optional parameters that are common to all actions, see [Common Query Parameters](#).

### ClientVpnEndpointId

The ID of the Client VPN endpoint.

Type: String

Required: Yes

### DryRun

Checks whether you have the required permissions for the action, without actually making the request, and provides an error response. If you have the required permissions, the error response is `DryRunOperation`. Otherwise, it is `UnauthorizedOperation`.

Type: Boolean

Required: No

### Filter.N

One or more filters. Filter names and values are case-sensitive.

- `destination-cidr` - The CIDR of the route destination.
- `origin` - How the route was associated with the Client VPN endpoint (`associate` | `add-route`).
- `target-subnet` - The ID of the subnet through which traffic is routed.

Type: Array of [Filter](#) objects

Required: No

### MaxResults

The maximum number of results to return for the request in a single page. The remaining results can be seen by sending another request with the `nextToken` value.

Type: Integer

Valid Range: Minimum value of 5. Maximum value of 1000.

Required: No

### **NextToken**

The token to retrieve the next page of results.

Type: String

Required: No

## **Response Elements**

The following elements are returned by the service.

### **nextToken**

The token to use to retrieve the next page of results. This value is `null` when there are no more results to return.

Type: String

### **requestId**

The ID of the request.

Type: String

### **routes**

Information about the Client VPN endpoint routes.

Type: Array of [ClientVpnRoute](#) objects

## **Errors**

For information about the errors that are common to all actions, see [Common client error codes](#).

# Examples

## Example

This example describes the routes for a specific Client VPN endpoint.

### Sample Request

```
https://ec2.amazonaws.com/?Action=DescribeClientVpnRoutes
&ClientVpnEndpointId.1=cvpn-endpoint-EXAMPLEc8db8d3536
&AUTHPARAMS
```

### Sample Response

```
<DescribeClientVpnRoutesResponse xmlns="http://ec2.amazonaws.com/doc/2016-11-15/">
  <requestId>08fb643f-4d8f-443b-b853-EXAMPLE9cc8c</requestId>
  <routes>
    <item>
      <destinationCidr>10.0.0.0/16</destinationCidr>
      <clientVpnEndpointId>cvpn-endpoint-EXAMPLEc8db8d3536</clientVpnEndpointId>
      <origin>associate</origin>
      <status>
        <code>active</code>
      </status>
      <targetSubnet>subnet-EXAMPLE18f440ab91</targetSubnet>
      <type>Nat</type>
    </item>
    <item>
      <destinationCidr>10.0.1.128/28</destinationCidr>
      <clientVpnEndpointId>cvpn-endpoint-EXAMPLEc8db8d3536</clientVpnEndpointId>
      <origin>add-route</origin>
      <status>
        <code>active</code>
      </status>
      <targetSubnet>EXAMPLE18f440ab91</targetSubnet>
      <type>Nat</type>
    </item>
  </routes>
</DescribeClientVpnRoutesResponse>
```

## See Also

For more information about using this API in one of the language-specific AWS SDKs, see the following:

- [AWS Command Line Interface](#)
- [AWS SDK for .NET](#)
- [AWS SDK for C++](#)
- [AWS SDK for Go v2](#)
- [AWS SDK for Java V2](#)
- [AWS SDK for JavaScript V3](#)
- [AWS SDK for PHP V3](#)
- [AWS SDK for Python](#)
- [AWS SDK for Ruby V3](#)

# DescribeClientVpnTargetNetworks

Describes the target networks associated with the specified Client VPN endpoint.

## Request Parameters

The following parameters are for this specific action. For more information about required and optional parameters that are common to all actions, see [Common Query Parameters](#).

### AssociationIds.N

The IDs of the target network associations.

Type: Array of strings

Required: No

### ClientVpnEndpointId

The ID of the Client VPN endpoint.

Type: String

Required: Yes

### DryRun

Checks whether you have the required permissions for the action, without actually making the request, and provides an error response. If you have the required permissions, the error response is `DryRunOperation`. Otherwise, it is `UnauthorizedOperation`.

Type: Boolean

Required: No

### Filter.N

One or more filters. Filter names and values are case-sensitive.

- `association-id` - The ID of the association.
- `target-network-id` - The ID of the subnet specified as the target network.
- `vpc-id` - The ID of the VPC in which the target network is located.



Type: Array of [Filter](#) objects

Required: No

### **MaxResults**

The maximum number of results to return for the request in a single page. The remaining results can be seen by sending another request with the `nextToken` value.

Type: Integer

Valid Range: Minimum value of 5. Maximum value of 1000.

Required: No

### **NextToken**

The token to retrieve the next page of results.

Type: String

Required: No

## **Response Elements**

The following elements are returned by the service.

### **clientVpnTargetNetworks**

Information about the associated target networks.

Type: Array of [TargetNetwork](#) objects

### **nextToken**

The token to use to retrieve the next page of results. This value is `null` when there are no more results to return.

Type: String

### **requestId**

The ID of the request.

Type: String

## Errors

For information about the errors that are common to all actions, see [Common client error codes](#).

## Examples

### Example

This example describes the target networks associated with a Client VPN endpoint.

### Sample Request

```
https://ec2.amazonaws.com/?Action=DescribeClientVpnTargetNetworks
&ClientVpnEndpointId=cvpn-endpoint-00c5d11fc4EXAMPLE
&AUTHPARAMS
```

### Sample Response

```
<DescribeClientVpnTargetNetworksResponse xmlns="http://ec2.amazonaws.com/doc/2016-11-15/">
  <requestId>1f92d56a-4494-4cbe-ad85-d9387EXAMPLE</requestId>
  <clientVpnTargetNetworks>
    <item>
      <associationId>cvpn-assoc-0822b0983cEXAMPLE</associationId>
      <clientVpnEndpointId>cvpn-endpoint-00c5d11fc4EXAMPLE</clientVpnEndpointId>
      <targetNetworkId>subnet-057fa0918fEXAMPLE</targetNetworkId>
      <securityGroups>
        <item>sg-123456EXAMPLE</item>
      </securityGroups>
      <status>
        <code>associated</code>
      </status>
      <vpcId>vpc-3db97056EXAMPLE</vpcId>
    </item>
  </clientVpnTargetNetworks>
</DescribeClientVpnTargetNetworksResponse>
```

## See Also

For more information about using this API in one of the language-specific AWS SDKs, see the following:

- [AWS Command Line Interface](#)
- [AWS SDK for .NET](#)
- [AWS SDK for C++](#)
- [AWS SDK for Go v2](#)
- [AWS SDK for Java V2](#)
- [AWS SDK for JavaScript V3](#)
- [AWS SDK for PHP V3](#)
- [AWS SDK for Python](#)
- [AWS SDK for Ruby V3](#)

# DescribeCoipPools

Describes the specified customer-owned address pools or all of your customer-owned address pools.

## Request Parameters

The following parameters are for this specific action. For more information about required and optional parameters that are common to all actions, see [Common Query Parameters](#).

### DryRun

Checks whether you have the required permissions for the action, without actually making the request, and provides an error response. If you have the required permissions, the error response is `DryRunOperation`. Otherwise, it is `UnauthorizedOperation`.

Type: Boolean

Required: No

### Filter.N

One or more filters.

- `coip-pool.local-gateway-route-table-id` - The ID of the local gateway route table.
- `coip-pool.pool-id` - The ID of the address pool.

Type: Array of [Filter](#) objects

Required: No

### MaxResults

The maximum number of results to return with a single call. To retrieve the remaining results, make another call with the returned `nextToken` value.

Type: Integer

Valid Range: Minimum value of 5. Maximum value of 1000.

Required: No

### NextToken

The token for the next page of results.

Type: String

Required: No

### **PoolId.N**

The IDs of the address pools.

Type: Array of strings

Required: No

## **Response Elements**

The following elements are returned by the service.

### **coipPoolSet**

Information about the address pools.

Type: Array of [CoipPool](#) objects

### **nextToken**

The token to use to retrieve the next page of results. This value is `null` when there are no more results to return.

Type: String

### **requestId**

The ID of the request.

Type: String

## **Errors**

For information about the errors that are common to all actions, see [Common client error codes](#).

## **See Also**

For more information about using this API in one of the language-specific AWS SDKs, see the following:

- [AWS Command Line Interface](#)
- [AWS SDK for .NET](#)
- [AWS SDK for C++](#)
- [AWS SDK for Go v2](#)
- [AWS SDK for Java V2](#)
- [AWS SDK for JavaScript V3](#)
- [AWS SDK for PHP V3](#)
- [AWS SDK for Python](#)
- [AWS SDK for Ruby V3](#)

## DescribeConversionTasks

Describes the specified conversion tasks or all your conversion tasks. For more information, see the [VM Import/Export User Guide](#).

For information about the import manifest referenced by this API action, see [VM Import Manifest](#).

### Request Parameters

The following parameters are for this specific action. For more information about required and optional parameters that are common to all actions, see [Common Query Parameters](#).

#### ConversionTaskId.N

The conversion task IDs.

Type: Array of strings

Required: No

#### DryRun

Checks whether you have the required permissions for the action, without actually making the request, and provides an error response. If you have the required permissions, the error response is `DryRunOperation`. Otherwise, it is `UnauthorizedOperation`.

Type: Boolean

Required: No

### Response Elements

The following elements are returned by the service.

#### conversionTasks

Information about the conversion tasks.

Type: Array of [ConversionTask](#) objects

#### requestId

The ID of the request.

Type: String

## Errors

For information about the errors that are common to all actions, see [Common client error codes](#).

## Examples

### Example

This example describes all your conversion tasks.

### Sample Request

```
https://ec2.amazonaws.com/?Action=DescribeConversionTasks
&AUTHPARAMS
```

### Sample Response

```
<DescribeConversionTasksResponse xmlns="http://ec2.amazonaws.com/doc/2016-11-15/">
  <conversionTasks>
    <item>
      <conversionTask>
        <conversionTaskId>import-i-fh95npoc</conversionTaskId>
        <expirationTime>2010-12-22T12:01Z</expirationTime>
        <importVolume>
          <bytesConverted>1000</bytesConverted>
          <availabilityZone>us-east-1a</availabilityZone>
          <description/>
          <image>
            <format>VDMK</format>
            <size>128696320</size>
            <importManifestUrl>
              https://s3.amazonaws.com/amzn-s3-demo-bucket/
a3a5e1b6-590d-43cc-97c1-15c7325d3f41/Win_2008_Server_Data_Center_SP2_32-bit.
vmdkmanifest.xml?AWSAccessKeyId=AKIAIOSFODNN7EXAMPLE&Expires=1294855591&
Signature=5snej01TlTtL0uR7KExtEXAMPLE%3D
            </importManifestUrl>
          </image>
          <volume>
            <size>8</size>
```



```
        <id>vol-1234567890abcdef0</id>
      </volume>
    </importVolume>
    <state>active</state>
    <statusMessage/>
  </conversionTask>
</item>
</conversionTasks>
</DescribeConversionTasksResponse>
```

## See Also

For more information about using this API in one of the language-specific AWS SDKs, see the following:

- [AWS Command Line Interface](#)
- [AWS SDK for .NET](#)
- [AWS SDK for C++](#)
- [AWS SDK for Go v2](#)
- [AWS SDK for Java V2](#)
- [AWS SDK for JavaScript V3](#)
- [AWS SDK for PHP V3](#)
- [AWS SDK for Python](#)
- [AWS SDK for Ruby V3](#)

# DescribeCustomerGateways

Describes one or more of your VPN customer gateways.

For more information, see [AWS Site-to-Site VPN](#) in the *AWS Site-to-Site VPN User Guide*.

## Request Parameters

The following parameters are for this specific action. For more information about required and optional parameters that are common to all actions, see [Common Query Parameters](#).

### CustomerGatewayId.N

One or more customer gateway IDs.

Default: Describes all your customer gateways.

Type: Array of strings

Required: No

### DryRun

Checks whether you have the required permissions for the action, without actually making the request, and provides an error response. If you have the required permissions, the error response is `DryRunOperation`. Otherwise, it is `UnauthorizedOperation`.

Type: Boolean

Required: No

### Filter.N

One or more filters.

- `bgp-asn` - The customer gateway's Border Gateway Protocol (BGP) Autonomous System Number (ASN).
- `customer-gateway-id` - The ID of the customer gateway.
- `ip-address` - The IP address of the customer gateway device's external interface.
- `state` - The state of the customer gateway (`pending` | `available` | `deleting` | `deleted`).
- `type` - The type of customer gateway. Currently, the only supported type is `ipsec.1`.

- `tag:<key>` - The key/value combination of a tag assigned to the resource. Use the tag key in the filter name and the tag value as the filter value. For example, to find all resources that have a tag with the key `Owner` and the value `TeamA`, specify `tag:Owner` for the filter name and `TeamA` for the filter value.
- `tag-key` - The key of a tag assigned to the resource. Use this filter to find all resources assigned a tag with a specific key, regardless of the tag value.

Type: Array of [Filter](#) objects

Required: No

## Response Elements

The following elements are returned by the service.

### **customerGatewaySet**

Information about one or more customer gateways.

Type: Array of [CustomerGateway](#) objects

### **requestId**

The ID of the request.

Type: String

## Errors

For information about the errors that are common to all actions, see [Common client error codes](#).

## Examples

### Example 1

This example request describes the specified customer gateway.

### Sample Request

```
https://ec2.amazonaws.com/?Action=DescribeCustomerGateways
```

```
&CustomerGatewayId.1=cgw-b4dc3961
&AUTHPARAMS
```

## Sample Response

```
<DescribeCustomerGatewaysResponse xmlns="http://ec2.amazonaws.com/doc/2016-11-15/">
  <requestId>7a62c49f-347e-4fc4-9331-6e8eEXAMPLE</requestId>
  <customerGatewaySet>
    <item>
      <customerGatewayId>cgw-b4dc3961</customerGatewayId>
      <state>available</state>
      <type>ipsec.1</type>
      <ipAddress>12.1.2.3</ipAddress>
      <bgpAsn>65534</bgpasn>
      <tagSet/>
    </item>
  </customerGatewaySet>
</DescribeCustomerGatewaysResponse>
```

## Example 2

This example request uses filters to describe any customer gateway you own whose IP address is 12.1.2.3, and whose state is either pending or available.

## Sample Request

```
https://ec2.amazonaws.com/?Action=DescribeCustomerGateways
&Filter.1.Name=ip-address
&Filter.1.Value.1=12.1.2.3
&Filter.2.Name=state
&Filter.2.Value.1=pending
&Filter.2.Value.2=available
&AUTHPARAMS
```

## See Also

For more information about using this API in one of the language-specific AWS SDKs, see the following:

- [AWS Command Line Interface](#)
- [AWS SDK for .NET](#)

- [AWS SDK for C++](#)
- [AWS SDK for Go v2](#)
- [AWS SDK for Java V2](#)
- [AWS SDK for JavaScript V3](#)
- [AWS SDK for PHP V3](#)
- [AWS SDK for Python](#)
- [AWS SDK for Ruby V3](#)

# DescribeDhcpOptions

Describes your DHCP option sets. The default is to describe all your DHCP option sets. Alternatively, you can specify specific DHCP option set IDs or filter the results to include only the DHCP option sets that match specific criteria.

For more information, see [DHCP option sets](#) in the *Amazon VPC User Guide*.

## Request Parameters

The following parameters are for this specific action. For more information about required and optional parameters that are common to all actions, see [Common Query Parameters](#).

### DhcpOptionsId.N

The IDs of DHCP option sets.

Type: Array of strings

Required: No

### DryRun

Checks whether you have the required permissions for the action, without actually making the request, and provides an error response. If you have the required permissions, the error response is `DryRunOperation`. Otherwise, it is `UnauthorizedOperation`.

Type: Boolean

Required: No

### Filter.N

The filters.

- `dhcp-options-id` - The ID of a DHCP options set.
- `key` - The key for one of the options (for example, `domain-name`).
- `value` - The value for one of the options.
- `owner-id` - The ID of the AWS account that owns the DHCP options set.
- `tag:<key>` - The key/value combination of a tag assigned to the resource. Use the tag key in the filter name and the tag value as the filter value. For example, to find all resources that

have a tag with the key `Owner` and the value `TeamA`, specify `tag:Owner` for the filter name and `TeamA` for the filter value.

- `tag-key` - The key of a tag assigned to the resource. Use this filter to find all resources assigned a tag with a specific key, regardless of the tag value.

Type: Array of [Filter](#) objects

Required: No

### MaxResults

The maximum number of items to return for this request. To get the next page of items, make another request with the token returned in the output. For more information, see [Pagination](#).

Type: Integer

Valid Range: Minimum value of 5. Maximum value of 1000.

Required: No

### NextToken

The token returned from a previous paginated request. Pagination continues from the end of the items returned by the previous request.

Type: String

Required: No

## Response Elements

The following elements are returned by the service.

### **dhcpOptionsSet**

Information about the DHCP options sets.

Type: Array of [DhcpOptions](#) objects

### **nextToken**

The token to include in another request to get the next page of items. This value is `null` when there are no more items to return.

Type: String

## requestId

The ID of the request.

Type: String

## Errors

For information about the errors that are common to all actions, see [Common client error codes](#).

## Examples

### Example 1

This example describes all of your DHCP option sets.

### Sample Request

```
https://ec2.amazonaws.com/?Action=DescribeDhcpOptions
&AUTHPARAMS
```

### Sample Response

```
<DescribeDhcpOptionsResponse xmlns="http://ec2.amazonaws.com/doc/2016-11-15/">
  <requestId>a0d78ea6-7bc7-4cb8-b827-c5ff0aff0140</requestId>
  <dhcpOptionsSet>
    <item>
      <dhcpOptionsId>dopt-1EXAMPLE</dhcpOptionsId>
      <ownerId>111122223333</ownerId>
      <dhcpConfigurationSet>
        <item>
          <key>domain-name</key>
          <valueSet>
            <item>
              <value>us-east-2.compute.internal</value>
            </item>
          </valueSet>
        </item>
        <item>
          <key>domain-name-servers</key>
```



```

        <valueSet>
            <item>
                <value>AmazonProvidedDNS</value>
            </item>
        </valueSet>
    </item>
</dhcpConfigurationSet>
</item>
<item>
    <dhcpOptionsId>dopt-fEXAMPLE</dhcpOptionsId>
    <ownerId>111122223333</ownerId>
    <dhcpConfigurationSet>
        <item>
            <key>domain-name</key>
            <valueSet>
                <item>
                    <value>us-east-2.compute.internal</value>
                </item>
            </valueSet>
        </item>
        <item>
            <key>domain-name-servers</key>
            <valueSet>
                <item>
                    <value>AmazonProvidedDNS</value>
                </item>
            </valueSet>
        </item>
    </dhcpConfigurationSet>
</item>
</dhcpOptionsSet>
</DescribeDhcpOptionsResponse>

```

## Example 2

This example uses filters to describe any DHCP option sets that include a domain-name option whose value includes the string example.

### Sample Request

```

https://ec2.amazonaws.com/?Action=DescribeDhcpOptions
&Filter.1.Name=key
&Filter.1.Value.1=domain-name

```

```
&Filter.2.Name=value  
&Filter.2.Value.1=*example*  
&AUTHPARAMS
```

## See Also

For more information about using this API in one of the language-specific AWS SDKs, see the following:

- [AWS Command Line Interface](#)
- [AWS SDK for .NET](#)
- [AWS SDK for C++](#)
- [AWS SDK for Go v2](#)
- [AWS SDK for Java V2](#)
- [AWS SDK for JavaScript V3](#)
- [AWS SDK for PHP V3](#)
- [AWS SDK for Python](#)
- [AWS SDK for Ruby V3](#)

# DescribeEgressOnlyInternetGateways

Describes your egress-only internet gateways. The default is to describe all your egress-only internet gateways. Alternatively, you can specify specific egress-only internet gateway IDs or filter the results to include only the egress-only internet gateways that match specific criteria.

## Request Parameters

The following parameters are for this specific action. For more information about required and optional parameters that are common to all actions, see [Common Query Parameters](#).

### DryRun

Checks whether you have the required permissions for the action, without actually making the request, and provides an error response. If you have the required permissions, the error response is `DryRunOperation`. Otherwise, it is `UnauthorizedOperation`.

Type: Boolean

Required: No

### EgressOnlyInternetGatewayId.N

The IDs of the egress-only internet gateways.

Type: Array of strings

Required: No

### Filter.N

The filters.

- `tag:<key>` - The key/value combination of a tag assigned to the resource. Use the tag key in the filter name and the tag value as the filter value. For example, to find all resources that have a tag with the key `Owner` and the value `TeamA`, specify `tag:Owner` for the filter name and `TeamA` for the filter value.
- `tag-key` - The key of a tag assigned to the resource. Use this filter to find all resources assigned a tag with a specific key, regardless of the tag value.

Type: Array of [Filter](#) objects

Required: No

### **MaxResults**

The maximum number of items to return for this request. To get the next page of items, make another request with the token returned in the output. For more information, see [Pagination](#).

Type: Integer

Valid Range: Minimum value of 5. Maximum value of 255.

Required: No

### **NextToken**

The token returned from a previous paginated request. Pagination continues from the end of the items returned by the previous request.

Type: String

Required: No

## **Response Elements**

The following elements are returned by the service.

### **egressOnlyInternetGatewaySet**

Information about the egress-only internet gateways.

Type: Array of [EgressOnlyInternetGateway](#) objects

### **nextToken**

The token to include in another request to get the next page of items. This value is null when there are no more items to return.

Type: String

### **requestId**

The ID of the request.

Type: String

## Errors

For information about the errors that are common to all actions, see [Common client error codes](#).

## Examples

### Example

This example describes all of your egress-only internet gateways.

### Sample Request

```
https://ec2.amazonaws.com/?Action=DescribeEgressOnlyInternetGateways
&AUTHPARAMS
```

### Sample Response

```
<DescribeEgressOnlyInternetGatewaysResponse xmlns="http://ec2.amazonaws.com/
doc/2016-11-15/">
  <requestId>ec441b4c-357f-4483-b4a7-example</requestId>
  <egressOnlyInternetGatewaySet>
    <item>
      <attachmentSet>
        <item>
          <state>attached</state>
          <vpcId>vpc-0c62a468</vpcId>
        </item>
      </attachmentSet>
      <egressOnlyInternetGatewayId>eigw-015e0e244e24dfe8a</
egressOnlyInternetGatewayId>
    </item>
  </egressOnlyInternetGatewaySet>
</DescribeEgressOnlyInternetGatewaysResponse>
```

## See Also

For more information about using this API in one of the language-specific AWS SDKs, see the following:

- [AWS Command Line Interface](#)
- [AWS SDK for .NET](#)

- [AWS SDK for C++](#)
- [AWS SDK for Go v2](#)
- [AWS SDK for Java V2](#)
- [AWS SDK for JavaScript V3](#)
- [AWS SDK for PHP V3](#)
- [AWS SDK for Python](#)
- [AWS SDK for Ruby V3](#)

# DescribeElasticGpus

## Note

Amazon Elastic Graphics reached end of life on January 8, 2024. For workloads that require graphics acceleration, we recommend that you use Amazon EC2 G4, G5, or G6 instances.

Describes the Elastic Graphics accelerator associated with your instances.

## Request Parameters

The following parameters are for this specific action. For more information about required and optional parameters that are common to all actions, see [Common Query Parameters](#).

### DryRun

Checks whether you have the required permissions for the action, without actually making the request, and provides an error response. If you have the required permissions, the error response is `DryRunOperation`. Otherwise, it is `UnauthorizedOperation`.

Type: Boolean

Required: No

### ElasticGpuId.N

The Elastic Graphics accelerator IDs.

Type: Array of strings

Required: No

### Filter.N

The filters.

- `availability-zone` - The Availability Zone in which the Elastic Graphics accelerator resides.
- `elastic-gpu-health` - The status of the Elastic Graphics accelerator (OK | IMPAIRED).
- `elastic-gpu-state` - The state of the Elastic Graphics accelerator (ATTACHED).

- `elastic-gpu-type` - The type of Elastic Graphics accelerator; for example, `eg1.medium`.
- `instance-id` - The ID of the instance to which the Elastic Graphics accelerator is associated.

Type: Array of [Filter](#) objects

Required: No

### MaxResults

The maximum number of results to return in a single call. To retrieve the remaining results, make another call with the returned `NextToken` value. This value can be between 5 and 1000.

Type: Integer

Valid Range: Minimum value of 10. Maximum value of 1000.

Required: No

### NextToken

The token to request the next page of results.

Type: String

Required: No

## Response Elements

The following elements are returned by the service.

### **elasticGpuSet**

Information about the Elastic Graphics accelerators.

Type: Array of [ElasticGpus](#) objects

### **maxResults**

The total number of items to return. If the total number of items available is more than the value specified in `max-items` then a `Next-Token` will be provided in the output that you can use to resume pagination.

Type: Integer



## nextToken

The token to use to retrieve the next page of results. This value is `null` when there are no more results to return.

Type: String

## requestId

The ID of the request.

Type: String

## Errors

For information about the errors that are common to all actions, see [Common client error codes](#).

## Examples

### Example

This example describes all of the Elastic Graphics accelerators associated with your instances.

### Sample Request

```
https://ec2.amazonaws.com/?Action=DescribeElasticGpus
&AUTHPARAMS
```

### Sample Response

```
<DescribeElasticGpusResponse xmlns="http://ec2.amazonaws.com/doc/2016-11-15/">
  <requestId>450268ba-0e1d-4401-958e-9a3example</requestId>
  <elasticGpuSet>
    <item>
      <elasticGpuId>egpu-0833fd743e7227123</elasticGpuId>
      <availabilityZone>us-east-1a</availabilityZone>
      <elasticGpuType>eg1.small</elasticGpuType>
      <elasticGpuHealth>OK</elasticGpuHealth>
      <elasticGpuState>ATTACHED</elasticGpuState>
      <instanceId>i-1234567890abc1234</instanceId>
    </item>
  </elasticGpuSet>
```

```
</DescribeElasticGpusResponse>
```

## See Also

For more information about using this API in one of the language-specific AWS SDKs, see the following:

- [AWS Command Line Interface](#)
- [AWS SDK for .NET](#)
- [AWS SDK for C++](#)
- [AWS SDK for Go v2](#)
- [AWS SDK for Java V2](#)
- [AWS SDK for JavaScript V3](#)
- [AWS SDK for PHP V3](#)
- [AWS SDK for Python](#)
- [AWS SDK for Ruby V3](#)

# DescribeExportImageTasks

Describes the specified export image tasks or all of your export image tasks.

## Request Parameters

The following parameters are for this specific action. For more information about required and optional parameters that are common to all actions, see [Common Query Parameters](#).

### DryRun

Checks whether you have the required permissions for the action, without actually making the request, and provides an error response. If you have the required permissions, the error response is `DryRunOperation`. Otherwise, it is `UnauthorizedOperation`.

Type: Boolean

Required: No

### ExportImageTaskId.N

The IDs of the export image tasks.

Type: Array of strings

Required: No

### Filter.N

Filter tasks using the `task-state` filter and one of the following values: `active`, `completed`, `deleting`, or `deleted`.

Type: Array of [Filter](#) objects

Required: No

### MaxResults

The maximum number of results to return in a single call.

Type: Integer

Valid Range: Minimum value of 1. Maximum value of 500.

Required: No

### **NextToken**

A token that indicates the next page of results.

Type: String

Required: No

## **Response Elements**

The following elements are returned by the service.

### **exportImageTaskSet**

Information about the export image tasks.

Type: Array of [ExportImageTask](#) objects

### **nextToken**

The token to use to get the next page of results. This value is `null` when there are no more results to return.

Type: String

### **requestId**

The ID of the request.

Type: String

## **Errors**

For information about the errors that are common to all actions, see [Common client error codes](#).

## **See Also**

For more information about using this API in one of the language-specific AWS SDKs, see the following:

- [AWS Command Line Interface](#)

- [AWS SDK for .NET](#)
- [AWS SDK for C++](#)
- [AWS SDK for Go v2](#)
- [AWS SDK for Java V2](#)
- [AWS SDK for JavaScript V3](#)
- [AWS SDK for PHP V3](#)
- [AWS SDK for Python](#)
- [AWS SDK for Ruby V3](#)

# DescribeExportTasks

Describes the specified export instance tasks or all of your export instance tasks.

## Request Parameters

The following parameters are for this specific action. For more information about required and optional parameters that are common to all actions, see [Common Query Parameters](#).

### ExportTaskId.N

The export task IDs.

Type: Array of strings

Required: No

### Filter.N

the filters for the export tasks.

Type: Array of [Filter](#) objects

Required: No

## Response Elements

The following elements are returned by the service.

### exportTaskSet

Information about the export tasks.

Type: Array of [ExportTask](#) objects

### requestId

The ID of the request.

Type: String

## Errors

For information about the errors that are common to all actions, see [Common client error codes](#).

# Examples

## Example

This example describes a single export task.

### Sample Request

```
https://ec2.amazonaws.com/?Action=DescribeExportTasks
&exportTaskId.1=export-i-1234wxyz
&AUTHPARAMS
```

### Sample Response

```
<DescribeExportTasksResponse xmlns="http://ec2.amazonaws.com/doc/2016-11-15/">
  <requestId>59dbff89-35bd-4eac-99ed-be587EXAMPLE</requestId>
  <exportTaskSet>
    <item>
      <exportTaskId>export-i-1234wxyz</exportTaskId>
      <description>Example for docs</description>
      <state>active</state>
      <statusMessage>Running</statusMessage>
      <instanceExport>
        <instanceId>i-12345678</instanceId>
        <targetEnvironment>VMWare</targetEnvironment>
      </instanceExport>
      <exportToS3>
        <diskImageFormat>VMDK</diskImageFormat>
        <containerFormat>OVA</containerFormat>
        <s3Bucket>amzn-s3-demo-for-exported-vm</s3Bucket>
        <s3Key>my-exports/ export-i-1234wxyz.ova</s3Key>
      </exportToS3>
    </item>
  </exportTaskSet>
</DescribeExportTasksResponse>
```

## See Also

For more information about using this API in one of the language-specific AWS SDKs, see the following:

- [AWS Command Line Interface](#)

- [AWS SDK for .NET](#)
- [AWS SDK for C++](#)
- [AWS SDK for Go v2](#)
- [AWS SDK for Java V2](#)
- [AWS SDK for JavaScript V3](#)
- [AWS SDK for PHP V3](#)
- [AWS SDK for Python](#)
- [AWS SDK for Ruby V3](#)



# DescribeFastLaunchImages

Describe details for Windows AMIs that are configured for Windows fast launch.

## Request Parameters

The following parameters are for this specific action. For more information about required and optional parameters that are common to all actions, see [Common Query Parameters](#).

### DryRun

Checks whether you have the required permissions for the action, without actually making the request, and provides an error response. If you have the required permissions, the error response is `DryRunOperation`. Otherwise, it is `UnauthorizedOperation`.

Type: Boolean

Required: No

### Filter.N

Use the following filters to streamline results.

- `resource-type` - The resource type for pre-provisioning.
- `owner-id` - The owner ID for the pre-provisioning resource.
- `state` - The current state of fast launching for the Windows AMI.

Type: Array of [Filter](#) objects

Required: No

### ImageId.N

Specify one or more Windows AMI image IDs for the request.

Type: Array of strings

Required: No

### MaxResults

The maximum number of items to return for this request. To get the next page of items, make another request with the token returned in the output. For more information, see [Pagination](#).

Type: Integer

Valid Range: Minimum value of 0. Maximum value of 200.

Required: No

### **NextToken**

The token returned from a previous paginated request. Pagination continues from the end of the items returned by the previous request.

Type: String

Required: No

## **Response Elements**

The following elements are returned by the service.

### **fastLaunchImageSet**

A collection of details about the fast-launch enabled Windows images that meet the requested criteria.

Type: Array of [DescribeFastLaunchImagesSuccessItem](#) objects

### **nextToken**

The token to include in another request to get the next page of items. This value is null when there are no more items to return.

Type: String

### **requestId**

The ID of the request.

Type: String

## **Errors**

For information about the errors that are common to all actions, see [Common client error codes](#).

## See Also

For more information about using this API in one of the language-specific AWS SDKs, see the following:

- [AWS Command Line Interface](#)
- [AWS SDK for .NET](#)
- [AWS SDK for C++](#)
- [AWS SDK for Go v2](#)
- [AWS SDK for Java V2](#)
- [AWS SDK for JavaScript V3](#)
- [AWS SDK for PHP V3](#)
- [AWS SDK for Python](#)
- [AWS SDK for Ruby V3](#)

# DescribeFastSnapshotRestores

Describes the state of fast snapshot restores for your snapshots.

## Request Parameters

The following parameters are for this specific action. For more information about required and optional parameters that are common to all actions, see [Common Query Parameters](#).

### DryRun

Checks whether you have the required permissions for the action, without actually making the request, and provides an error response. If you have the required permissions, the error response is `DryRunOperation`. Otherwise, it is `UnauthorizedOperation`.

Type: Boolean

Required: No

### Filter.N

The filters. The possible values are:

- `availability-zone`: The Availability Zone of the snapshot.
- `owner-id`: The ID of the AWS account that enabled fast snapshot restore on the snapshot.
- `snapshot-id`: The ID of the snapshot.
- `state`: The state of fast snapshot restores for the snapshot (`enabling` | `optimizing` | `enabled` | `disabling` | `disabled`).

Type: Array of [Filter](#) objects

Required: No

### MaxResults

The maximum number of items to return for this request. To get the next page of items, make another request with the token returned in the output. For more information, see [Pagination](#).

Type: Integer

Valid Range: Minimum value of 0. Maximum value of 200.

Required: No

## NextToken

The token returned from a previous paginated request. Pagination continues from the end of the items returned by the previous request.

Type: String

Required: No

## Response Elements

The following elements are returned by the service.

### fastSnapshotRestoreSet

Information about the state of fast snapshot restores.

Type: Array of [DescribeFastSnapshotRestoreSuccessItem](#) objects

### nextToken

The token to include in another request to get the next page of items. This value is null when there are no more items to return.

Type: String

### requestId

The ID of the request.

Type: String

## Errors

For information about the errors that are common to all actions, see [Common client error codes](#).

## See Also

For more information about using this API in one of the language-specific AWS SDKs, see the following:

- [AWS Command Line Interface](#)

- [AWS SDK for .NET](#)
- [AWS SDK for C++](#)
- [AWS SDK for Go v2](#)
- [AWS SDK for Java V2](#)
- [AWS SDK for JavaScript V3](#)
- [AWS SDK for PHP V3](#)
- [AWS SDK for Python](#)
- [AWS SDK for Ruby V3](#)

# DescribeFleetHistory

Describes the events for the specified EC2 Fleet during the specified time.

EC2 Fleet events are delayed by up to 30 seconds before they can be described. This ensures that you can query by the last evaluated time and not miss a recorded event. EC2 Fleet events are available for 48 hours.

For more information, see [Monitor fleet events using Amazon EventBridge](#) in the *Amazon EC2 User Guide*.

## Request Parameters

The following parameters are for this specific action. For more information about required and optional parameters that are common to all actions, see [Common Query Parameters](#).

### DryRun

Checks whether you have the required permissions for the action, without actually making the request, and provides an error response. If you have the required permissions, the error response is `DryRunOperation`. Otherwise, it is `UnauthorizedOperation`.

Type: Boolean

Required: No

### EventType

The type of events to describe. By default, all events are described.

Type: String

Valid Values: `instance-change` | `fleet-change` | `service-error`

Required: No

### FleetId

The ID of the EC2 Fleet.

Type: String

Required: Yes

## MaxResults

The maximum number of items to return for this request. To get the next page of items, make another request with the token returned in the output. For more information, see [Pagination](#).

Type: Integer

Required: No

## NextToken

The token returned from a previous paginated request. Pagination continues from the end of the items returned by the previous request.

Type: String

Required: No

## StartTime

The start date and time for the events, in UTC format (for example, *YYYY-MM-DDTHH:MM:SSZ*).

Type: Timestamp

Required: Yes

## Response Elements

The following elements are returned by the service.

### **fleetId**

The ID of the EC Fleet.

Type: String

### **historyRecordSet**

Information about the events in the history of the EC2 Fleet.

Type: Array of [HistoryRecordEntry](#) objects

### **lastEvaluatedTime**

The last date and time for the events, in UTC format (for example, *YYYY-MM-DDTHH:MM:SSZ*). All records up to this time were retrieved.



If `nextToken` indicates that there are more items, this value is not present.

Type: Timestamp

### **nextToken**

The token to include in another request to get the next page of items. This value is `null` when there are no more items to return.

Type: String

### **requestId**

The ID of the request.

Type: String

### **startTime**

The start date and time for the events, in UTC format (for example, `YYYY-MM-DDTHH:MM:SSZ`).

Type: Timestamp

## **Errors**

For information about the errors that are common to all actions, see [Common client error codes](#).

## **See Also**

For more information about using this API in one of the language-specific AWS SDKs, see the following:

- [AWS Command Line Interface](#)
- [AWS SDK for .NET](#)
- [AWS SDK for C++](#)
- [AWS SDK for Go v2](#)
- [AWS SDK for Java V2](#)
- [AWS SDK for JavaScript V3](#)
- [AWS SDK for PHP V3](#)
- [AWS SDK for Python](#)

- [AWS SDK for Ruby V3](#)

# DescribeFleetInstances

Describes the running instances for the specified EC2 Fleet.

## Note

Currently, `DescribeFleetInstances` does not support fleets of type `instant`. Instead, use `DescribeFleets`, specifying the `instant` fleet ID in the request.

For more information, see [Describe your EC2 Fleet](#) in the *Amazon EC2 User Guide*.

## Request Parameters

The following parameters are for this specific action. For more information about required and optional parameters that are common to all actions, see [Common Query Parameters](#).

### DryRun

Checks whether you have the required permissions for the action, without actually making the request, and provides an error response. If you have the required permissions, the error response is `DryRunOperation`. Otherwise, it is `UnauthorizedOperation`.

Type: Boolean

Required: No

### Filter.N

The filters.

- `instance-type` - The instance type.

Type: Array of [Filter](#) objects

Required: No

### FleetId

The ID of the EC2 Fleet.

Type: String

Required: Yes

### **MaxResults**

The maximum number of items to return for this request. To get the next page of items, make another request with the token returned in the output. For more information, see [Pagination](#).

Type: Integer

Required: No

### **NextToken**

The token returned from a previous paginated request. Pagination continues from the end of the items returned by the previous request.

Type: String

Required: No

## **Response Elements**

The following elements are returned by the service.

### **activeInstanceSet**

The running instances. This list is refreshed periodically and might be out of date.

Type: Array of [ActiveInstance](#) objects

### **fleetId**

The ID of the EC2 Fleet.

Type: String

### **nextToken**

The token to include in another request to get the next page of items. This value is `null` when there are no more items to return.

Type: String

### **requestId**

The ID of the request.

Type: String

## Errors

For information about the errors that are common to all actions, see [Common client error codes](#).

## See Also

For more information about using this API in one of the language-specific AWS SDKs, see the following:

- [AWS Command Line Interface](#)
- [AWS SDK for .NET](#)
- [AWS SDK for C++](#)
- [AWS SDK for Go v2](#)
- [AWS SDK for Java V2](#)
- [AWS SDK for JavaScript V3](#)
- [AWS SDK for PHP V3](#)
- [AWS SDK for Python](#)
- [AWS SDK for Ruby V3](#)

# DescribeFleets

Describes the specified EC2 Fleet or all of your EC2 Fleets.

## Important

If a fleet is of type `instant`, you must specify the fleet ID in the request, otherwise the fleet does not appear in the response.

For more information, see [Describe your EC2 Fleet](#) in the *Amazon EC2 User Guide*.

## Request Parameters

The following parameters are for this specific action. For more information about required and optional parameters that are common to all actions, see [Common Query Parameters](#).

### DryRun

Checks whether you have the required permissions for the action, without actually making the request, and provides an error response. If you have the required permissions, the error response is `DryRunOperation`. Otherwise, it is `UnauthorizedOperation`.

Type: Boolean

Required: No

### Filter.N

The filters.

- `activity-status` - The progress of the EC2 Fleet (`error` | `pending-fulfillment` | `pending-termination` | `fulfilled`).
- `excess-capacity-termination-policy` - Indicates whether to terminate running instances if the target capacity is decreased below the current EC2 Fleet size (`true` | `false`).
- `fleet-state` - The state of the EC2 Fleet (`submitted` | `active` | `deleted` | `failed` | `deleted-running` | `deleted-terminating` | `modifying`).
- `replace-unhealthy-instances` - Indicates whether EC2 Fleet should replace unhealthy instances (`true` | `false`).
- `type` - The type of request (`instant` | `request` | `maintain`).

Type: Array of [Filter](#) objects

Required: No

### **FleetId.N**

The IDs of the EC2 Fleets.

#### **Note**

If a fleet is of type `instant`, you must specify the fleet ID, otherwise it does not appear in the response.

Type: Array of strings

Required: No

### **MaxResults**

The maximum number of items to return for this request. To get the next page of items, make another request with the token returned in the output. For more information, see [Pagination](#).

Type: Integer

Required: No

### **NextToken**

The token returned from a previous paginated request. Pagination continues from the end of the items returned by the previous request.

Type: String

Required: No

## **Response Elements**

The following elements are returned by the service.

### **fleetSet**

Information about the EC2 Fleets.

Type: Array of [FleetData](#) objects

### **nextToken**

The token to include in another request to get the next page of items. This value is null when there are no more items to return.

Type: String

### **requestId**

The ID of the request.

Type: String

## **Errors**

For information about the errors that are common to all actions, see [Common client error codes](#).

## **See Also**

For more information about using this API in one of the language-specific AWS SDKs, see the following:

- [AWS Command Line Interface](#)
- [AWS SDK for .NET](#)
- [AWS SDK for C++](#)
- [AWS SDK for Go v2](#)
- [AWS SDK for Java V2](#)
- [AWS SDK for JavaScript V3](#)
- [AWS SDK for PHP V3](#)
- [AWS SDK for Python](#)
- [AWS SDK for Ruby V3](#)



# DescribeFlowLogs

Describes one or more flow logs.

To view the published flow log records, you must view the log destination. For example, the CloudWatch Logs log group, the Amazon S3 bucket, or the Kinesis Data Firehose delivery stream.

## Request Parameters

The following parameters are for this specific action. For more information about required and optional parameters that are common to all actions, see [Common Query Parameters](#).

### DryRun

Checks whether you have the required permissions for the action, without actually making the request, and provides an error response. If you have the required permissions, the error response is `DryRunOperation`. Otherwise, it is `UnauthorizedOperation`.

Type: Boolean

Required: No

### Filter.N

One or more filters.

- `deliver-log-status` - The status of the logs delivery (SUCCESS | FAILED).
- `log-destination-type` - The type of destination for the flow log data (cloud-watch-logs | s3 | kinesis-data-firehose).
- `flow-log-id` - The ID of the flow log.
- `log-group-name` - The name of the log group.
- `resource-id` - The ID of the VPC, subnet, or network interface.
- `traffic-type` - The type of traffic (ACCEPT | REJECT | ALL).
- `tag:<key>` - The key/value combination of a tag assigned to the resource. Use the tag key in the filter name and the tag value as the filter value. For example, to find all resources that have a tag with the key `Owner` and the value `TeamA`, specify `tag:Owner` for the filter name and `TeamA` for the filter value.
- `tag-key` - The key of a tag assigned to the resource. Use this filter to find all resources assigned a tag with a specific key, regardless of the tag value.

Type: Array of [Filter](#) objects

Required: No

### **FlowLogId.N**

One or more flow log IDs.

Constraint: Maximum of 1000 flow log IDs.

Type: Array of strings

Required: No

### **MaxResults**

The maximum number of items to return for this request. To get the next page of items, make another request with the token returned in the output. For more information, see [Pagination](#).

Type: Integer

Required: No

### **NextToken**

The token to request the next page of items. Pagination continues from the end of the items returned by the previous request.

Type: String

Required: No

## **Response Elements**

The following elements are returned by the service.

### **flowLogSet**

Information about the flow logs.

Type: Array of [FlowLog](#) objects

### **nextToken**

The token to request the next page of items. This value is `null` when there are no more items to return.

Type: String

## requestId

The ID of the request.

Type: String

## Errors

For information about the errors that are common to all actions, see [Common client error codes](#).

## Examples

### Example

This example describes all of your flow logs.

### Sample Request

```
https://ec2.amazonaws.com/?Action=DescribeFlowLogs
&AUTHPARAMS
```

### Sample Response

```
<DescribeFlowLogsResponse xmlns="http://ec2.amazonaws.com/doc/2016-11-15/">
  <requestId>3cb46f23-099e-4bf0-891c-EXAMPLE</requestId>
  <flowLogSet>
    <item>
      <logDestination>arn:aws:s3:::my-log-bucket/my-logs/</logDestination>
      <resourceId>vpc-001234183afc7cab</resourceId>
      <logDestinationType>s3</logDestinationType>
      <creationTime>2020-02-04T11:46:13.831Z</creationTime>
      <trafficType>ALL</trafficType>
      <deliverLogsStatus>SUCCESS</deliverLogsStatus>
      <logFormat>${version} ${instance-id} ${interface-id} ${type} ${pkt-srcaddr}
${pkt-dstaddr} ${protocol} ${bytes} ${start} ${end} ${action}</logFormat>
      <flowLogStatus>ACTIVE</flowLogStatus>
      <flowLogId>fl-1234c5499532dbabc</flowLogId>
      <maxAggregationInterval>60</maxAggregationInterval>
      <tagSet>
        <item>
```

```

        <key>Name</key>
        <value>FlowsForVpcA</value>
    </item>
</tagSet>
</item>
<item>
    <resourceId>vpc-1122e8183afc74455</resourceId>
    <logDestinationType>cloud-watch-logs</logDestinationType>
    <deliverLogsPermissionArn>arn:aws:iam::123456789101:role/flowlogsrole</
deliverLogsPermissionArn>
    <creationTime>2019-07-24T13:11:42.383Z</creationTime>
    <trafficType>ALL</trafficType>
    <deliverLogsStatus>SUCCESS</deliverLogsStatus>
    <logFormat>${version} ${account-id} ${interface-id} ${srcaddr} ${dstaddr}
${srcport} ${dstport} ${protocol} ${packets} ${bytes} ${start} ${end} ${action} ${log-
status}</logFormat>
    <flowLogStatus>ACTIVE</flowLogStatus>
    <logGroupName>FlowLogsForSubnetB</logGroupName>
    <flowLogId>fl-0abc1235983d13123</flowLogId>
    <maxAggregationInterval>600</maxAggregationInterval>
    <tagSet>
        <item>
            <key>Name</key>
            <value>FlowsForVpcB</value>
        </item>
    </tagSet>
</item>
</flowLogSet>
</DescribeFlowLogsResponse>

```

## See Also

For more information about using this API in one of the language-specific AWS SDKs, see the following:

- [AWS Command Line Interface](#)
- [AWS SDK for .NET](#)
- [AWS SDK for C++](#)
- [AWS SDK for Go v2](#)
- [AWS SDK for Java V2](#)
- [AWS SDK for JavaScript V3](#)

- [AWS SDK for PHP V3](#)
- [AWS SDK for Python](#)
- [AWS SDK for Ruby V3](#)

# DescribeFpgaImageAttribute

Describes the specified attribute of the specified Amazon FPGA Image (AFI).

## Request Parameters

The following parameters are for this specific action. For more information about required and optional parameters that are common to all actions, see [Common Query Parameters](#).

### Attribute

The AFI attribute.

Type: String

Valid Values: `description` | `name` | `loadPermission` | `productCodes`

Required: Yes

### DryRun

Checks whether you have the required permissions for the action, without actually making the request, and provides an error response. If you have the required permissions, the error response is `DryRunOperation`. Otherwise, it is `UnauthorizedOperation`.

Type: Boolean

Required: No

### FpgaImageId

The ID of the AFI.

Type: String

Required: Yes

## Response Elements

The following elements are returned by the service.

## fpgaImageAttribute

Information about the attribute.

Type: [FpgaImageAttribute](#) object

### requestId

The ID of the request.

Type: String

## Errors

For information about the errors that are common to all actions, see [Common client error codes](#).

## Examples

### Example

This example describes the load permissions for the specified AFI.

### Sample Request

```
https://ec2.amazonaws.com/?Action=DescribeFpgaImageAttribute
&FpgaImageId=afi-0d123e21abcc85abc
&Attribute=loadPermission
&AUTHPARAMS
```

### Sample Response

```
<DescribeFpgaImageAttributeResponse xmlns="http://ec2.amazonaws.com/doc/2016-11-15/">
  <requestId>19106033-3723-481e-8cc4-aedexample</requestId>
  <fpgaImageAttribute>
    <fpgaImageId>afi-0d123e21abcc85abc</fpgaImageId>
    <loadPermissions>
      <item>
        <userId>123456789012</userId>
      </item>
    </loadPermissions>
  </fpgaImageAttribute>
</DescribeFpgaImageAttributeResponse>
```

## See Also

For more information about using this API in one of the language-specific AWS SDKs, see the following:

- [AWS Command Line Interface](#)
- [AWS SDK for .NET](#)
- [AWS SDK for C++](#)
- [AWS SDK for Go v2](#)
- [AWS SDK for Java V2](#)
- [AWS SDK for JavaScript V3](#)
- [AWS SDK for PHP V3](#)
- [AWS SDK for Python](#)
- [AWS SDK for Ruby V3](#)



# DescribeFpgaImages

Describes the Amazon FPGA Images (AFIs) available to you. These include public AFIs, private AFIs that you own, and AFIs owned by other AWS accounts for which you have load permissions.

## Request Parameters

The following parameters are for this specific action. For more information about required and optional parameters that are common to all actions, see [Common Query Parameters](#).

### DryRun

Checks whether you have the required permissions for the action, without actually making the request, and provides an error response. If you have the required permissions, the error response is `DryRunOperation`. Otherwise, it is `UnauthorizedOperation`.

Type: Boolean

Required: No

### Filter.N

The filters.

- `create-time` - The creation time of the AFI.
- `fpga-image-id` - The FPGA image identifier (AFI ID).
- `fpga-image-global-id` - The global FPGA image identifier (AGFI ID).
- `name` - The name of the AFI.
- `owner-id` - The AWS account ID of the AFI owner.
- `product-code` - The product code.
- `shell-version` - The version of the AWS Shell that was used to create the bitstream.
- `state` - The state of the AFI (`pending` | `failed` | `available` | `unavailable`).
- `tag:<key>` - The key/value combination of a tag assigned to the resource. Use the tag key in the filter name and the tag value as the filter value. For example, to find all resources that have a tag with the key `Owner` and the value `TeamA`, specify `tag:Owner` for the filter name and `TeamA` for the filter value.
- `tag-key` - The key of a tag assigned to the resource. Use this filter to find all resources assigned a tag with a specific key, regardless of the tag value.
- `update-time` - The time of the most recent update.

Type: Array of [Filter](#) objects

Required: No

### **FpgaImageId.N**

The AFI IDs.

Type: Array of strings

Required: No

### **MaxResults**

The maximum number of results to return in a single call.

Type: Integer

Valid Range: Minimum value of 5. Maximum value of 1000.

Required: No

### **NextToken**

The token to retrieve the next page of results.

Type: String

Required: No

### **Owner.N**

Filters the AFI by owner. Specify an AWS account ID, `self` (owner is the sender of the request), or an AWS owner alias (valid values are `amazon` | `aws-marketplace`).

Type: Array of strings

Required: No

## **Response Elements**

The following elements are returned by the service.

### **fpgaImageSet**

Information about the FPGA images.

Type: Array of [FpgaImage](#) objects

### **nextToken**

The token to use to retrieve the next page of results. This value is `null` when there are no more results to return.

Type: String

### **requestId**

The ID of the request.

Type: String

## **Errors**

For information about the errors that are common to all actions, see [Common client error codes](#).

## **Examples**

### **Example**

This example describes AFIs that are owned by account 123456789012.

### **Sample Request**

```
https://ec2.amazonaws.com/?Action=DescribeFpgaImages
&Filter.1.Name=owner-id
&Filter.1.Value.1=123456789012
&AUTHPARAMS
```

### **Sample Response**

```
<DescribeFpgaImagesResponse xmlns="http://ec2.amazonaws.com/doc/2016-11-15/">
  <requestId>c984bf72-784e-43b0-be87-d7903example</requestId>
  <fpgaImageSet>
    <item>
      <createTime>2017-12-22T11:43:33.000Z</createTime>
      <description>my-afi</description>
      <fpgaImageGlobalId>agfi-05fab8e7fcca8abc</fpgaImageGlobalId>
      <fpgaImageId>afi-0feabc187988f4abc</fpgaImageId>
      <public>>false</public>
    </item>
  </fpgaImageSet>
</DescribeFpgaImagesResponse>
```

```
<name>my-afi</name>
<ownerId>123456789012</ownerId>
<pciId>
  <DeviceId>0xf000</DeviceId>
  <SubsystemId>0x1d51</SubsystemId>
  <SubsystemVendorId>0xfedd</SubsystemVendorId>
  <VendorId>0x1d0f</VendorId>
</pciId>
<shellVersion>0x071417d3</shellVersion>
<state>
  <code>available</code>
</state>
<updateTime>2017-12-22T12:09:14.000Z</updateTime>
</item>
<item>
  <createTime>2017-12-22T11:44:54.000Z</createTime>
  <description>my-afi-2</description>
  <fpgaImageGlobalId>agfi-0312327b5e84a0123</fpgaImageGlobalId>
  <fpgaImageId>afi-0d0123214bfc85123</fpgaImageId>
  <public>false</public>
  <name>my-afi-2</name>
  <ownerId>123456789012</ownerId>
  <pciId>
    <DeviceId>0xf000</DeviceId>
    <SubsystemId>0x1d51</SubsystemId>
    <SubsystemVendorId>0xfedd</SubsystemVendorId>
    <VendorId>0x1d0f</VendorId>
  </pciId>
  <shellVersion>0x071417d3</shellVersion>
  <state>
    <code>available</code>
  </state>
  <updateTime>2017-12-22T12:10:24.000Z</updateTime>
</item>
</fpgaImageSet>
</DescribeFpgaImagesResponse>
```

## See Also

For more information about using this API in one of the language-specific AWS SDKs, see the following:

- [AWS Command Line Interface](#)

- [AWS SDK for .NET](#)
- [AWS SDK for C++](#)
- [AWS SDK for Go v2](#)
- [AWS SDK for Java V2](#)
- [AWS SDK for JavaScript V3](#)
- [AWS SDK for PHP V3](#)
- [AWS SDK for Python](#)
- [AWS SDK for Ruby V3](#)

# DescribeHostReservationOfferings

Describes the Dedicated Host reservations that are available to purchase.

The results describe all of the Dedicated Host reservation offerings, including offerings that might not match the instance family and Region of your Dedicated Hosts. When purchasing an offering, ensure that the instance family and Region of the offering matches that of the Dedicated Hosts with which it is to be associated. For more information about supported instance types, see [Dedicated Hosts](#) in the *Amazon EC2 User Guide*.

## Request Parameters

The following parameters are for this specific action. For more information about required and optional parameters that are common to all actions, see [Common Query Parameters](#).

### Filter.N

The filters.

- `instance-family` - The instance family of the offering (for example, `m4`).
- `payment-option` - The payment option (`NoUpfront` | `PartialUpfront` | `AllUpfront`).

Type: Array of [Filter](#) objects

Required: No

### MaxDuration

This is the maximum duration of the reservation to purchase, specified in seconds. Reservations are available in one-year and three-year terms. The number of seconds specified must be the number of seconds in a year ( $365 \times 24 \times 60 \times 60$ ) times one of the supported durations (1 or 3). For example, specify 94608000 for three years.

Type: Integer

Required: No

### MaxResults

The maximum number of results to return for the request in a single page. The remaining results can be seen by sending another request with the returned `nextToken` value. This value can be between 5 and 500. If `maxResults` is given a larger value than 500, you receive an error.

Type: Integer

Valid Range: Minimum value of 5. Maximum value of 500.

Required: No

### **MinDuration**

This is the minimum duration of the reservation you'd like to purchase, specified in seconds. Reservations are available in one-year and three-year terms. The number of seconds specified must be the number of seconds in a year (365x24x60x60) times one of the supported durations (1 or 3). For example, specify 31536000 for one year.

Type: Integer

Required: No

### **NextToken**

The token to use to retrieve the next page of results.

Type: String

Required: No

### **OfferingId**

The ID of the reservation offering.

Type: String

Required: No

## **Response Elements**

The following elements are returned by the service.

### **nextToken**

The token to use to retrieve the next page of results. This value is `null` when there are no more results to return.

Type: String

## offeringSet

Information about the offerings.

Type: Array of [HostOffering](#) objects

## requestId

The ID of the request.

Type: String

## Errors

For information about the errors that are common to all actions, see [Common client error codes](#).

## Examples

### Example 1

This example describes all of the Dedicated Host Reservation offerings.

### Sample Request

```
https://ec2.amazonaws.com/?Action=DescribeHostReservationOfferings
&AUTHPARAMS
```

### Sample Response

```
<DescribeHostReservationOfferingsResult xmlns="http://ec2.amazonaws.com/doc/2016-11-15/">
  <requestId>d4904fd9-84c3-4ea5-gtyk-a9cc3EXAMPLE</requestId>
  <offeringSet>
    <item>
      <duration>94608000</duration>
      <upfrontPrice>28396.000</upfrontPrice>
      <paymentOption>AllUpfront</paymentOption>
      <instanceFamily>m4</instanceFamily>
      <offeringId>hro-0875903788203856fg</offeringId>
      <hourlyPrice>0.000</hourlyPrice>
    </item>
    <item>
```



```

    <duration>31536000</duration>
    <upfrontPrice>13603.000</upfrontPrice>
    <paymentOption>AllUpfront</paymentOption>
    <instanceFamily>r3</instanceFamily>
    <offeringId>hro-08ddf1t1b8990hhkmp</offeringId>
    <hourlyPrice>0.000</hourlyPrice>
  </item>
  <item>
    <duration>94608000</duration>
    <upfrontPrice>57382.000</upfrontPrice>
    <paymentOption>PartialUpfront</paymentOption>
    <instanceFamily>x1</instanceFamily>
    <offeringId>hro-0875903788207657fg</offeringId>
    <hourlyPrice>2.183</hourlyPrice>
  </item>
</offeringSet>
</DescribeHostReservationOfferingsResult>

```

## Example 2

This example describes all of the Dedicated Host reservation offerings, with a maximum duration of three years, that are available to purchase.

### Sample Request

```

https://ec2.amazonaws.com/?Action=DescribeHostReservationOfferings
&MaxDuration=94608000
&AUTHPARAMS

```

### Sample Response

```

<DescribeHostReservationOfferingsResult xmlns="http://ec2.amazonaws.com/doc/2016-11-15/">
  <requestId>d4905678-84c3-4ea5-gtyk-a9cc3EXAMPLE</requestId>
  <offeringSet>
    <item>
      <duration>31536000</duration>
      <upfrontPrice>4879.000</upfrontPrice>
      <paymentOption>PartialUpfront</paymentOption>
      <instanceFamily>c3</instanceFamily>
      <offeringId>hro-7890903788203856fg</offeringId>
      <hourlyPrice>0.557</hourlyPrice>
    </item>
  </offeringSet>
</DescribeHostReservationOfferingsResult>

```

```
</item>
<item>
  <duration>94608000</duration>
  <upfrontPrice>18892.000</upfrontPrice>
  <paymentOption>AllUpfront</paymentOption>
  <instanceFamily>c4</instanceFamily>
  <offeringId>hro-1092903788203856fg</offeringId>
  <hourlyPrice>0.000</hourlyPrice>
</item>
</offeringSet>
</DescribeHostReservationOfferingsResult>
```

## See Also

For more information about using this API in one of the language-specific AWS SDKs, see the following:

- [AWS Command Line Interface](#)
- [AWS SDK for .NET](#)
- [AWS SDK for C++](#)
- [AWS SDK for Go v2](#)
- [AWS SDK for Java V2](#)
- [AWS SDK for JavaScript V3](#)
- [AWS SDK for PHP V3](#)
- [AWS SDK for Python](#)
- [AWS SDK for Ruby V3](#)

# DescribeHostReservations

Describes reservations that are associated with Dedicated Hosts in your account.

## Request Parameters

The following parameters are for this specific action. For more information about required and optional parameters that are common to all actions, see [Common Query Parameters](#).

### Filter.N

The filters.

- `instance-family` - The instance family (for example, m4).
- `payment-option` - The payment option (NoUpfront | PartialUpfront | AllUpfront).
- `state` - The state of the reservation (payment-pending | payment-failed | active | retired).
- `tag:<key>` - The key/value combination of a tag assigned to the resource. Use the tag key in the filter name and the tag value as the filter value. For example, to find all resources that have a tag with the key `Owner` and the value `TeamA`, specify `tag:Owner` for the filter name and `TeamA` for the filter value.
- `tag-key` - The key of a tag assigned to the resource. Use this filter to find all resources assigned a tag with a specific key, regardless of the tag value.

Type: Array of [Filter](#) objects

Required: No

### HostReservationIdSet.N

The host reservation IDs.

Type: Array of strings

Required: No

### MaxResults

The maximum number of results to return for the request in a single page. The remaining results can be seen by sending another request with the returned `nextToken` value. This value can be between 5 and 500. If `maxResults` is given a larger value than 500, you receive an error.

Type: Integer

Required: No

### **NextToken**

The token to use to retrieve the next page of results.

Type: String

Required: No

## **Response Elements**

The following elements are returned by the service.

### **hostReservationSet**

Details about the reservation's configuration.

Type: Array of [HostReservation](#) objects

### **nextToken**

The token to use to retrieve the next page of results. This value is `null` when there are no more results to return.

Type: String

### **requestId**

The ID of the request.

Type: String

## **Errors**

For information about the errors that are common to all actions, see [Common client error codes](#).

## **Examples**

### **Example**

This example describes all of the Dedicated Host reservations in your account.

## Sample Request

```
https://ec2.amazonaws.com/?Action=DescribeHostReservations
&AUTHPARAMS
```

## Sample Response

```
<DescribeHostReservationsResult xmlns="http://ec2.amazonaws.com/doc/2016-11-15/">
  <requestId>d4904fd9-84c3-4ea5-gtyk-a9983EXAMPLE</requestId>
  <hostReservationSet>
    <item>
      <upfrontPrice>0.000</upfrontPrice>
      <count>2</count>
      <start>2016-08-01T15:43:15Z</start>
      <instanceFamily>m4</instanceFamily>
      <offeringId>hro-0875903778903856fg</offeringId>
      <duration>31536000</duration>
      <paymentOption>NoUpfront</paymentOption>
      <end>2017-08-01T15:43:15Z</end>
      <hostReservationId>hr-0875903778903856fg</hostReservationId>
      <state>active</state>
      <hourlyPrice>1.990</hourlyPrice>
      <hostIdSet>
        <item>h-0897086hfktn</item>
        <item>h-0891346hytrtn</item>
      </hostIdSet>
    </item>
  </hostReservationSet>
</DescribeHostReservationsResult>
```

## See Also

For more information about using this API in one of the language-specific AWS SDKs, see the following:

- [AWS Command Line Interface](#)
- [AWS SDK for .NET](#)
- [AWS SDK for C++](#)
- [AWS SDK for Go v2](#)
- [AWS SDK for Java V2](#)

- [AWS SDK for JavaScript V3](#)
- [AWS SDK for PHP V3](#)
- [AWS SDK for Python](#)
- [AWS SDK for Ruby V3](#)

# DescribeHosts

Describes the specified Dedicated Hosts or all your Dedicated Hosts.

The results describe only the Dedicated Hosts in the Region you're currently using. All listed instances consume capacity on your Dedicated Host. Dedicated Hosts that have recently been released are listed with the state `released`.

## Request Parameters

The following parameters are for this specific action. For more information about required and optional parameters that are common to all actions, see [Common Query Parameters](#).

### Filter.N

The filters.

- `auto-placement` - Whether auto-placement is enabled or disabled (`on` | `off`).
- `availability-zone` - The Availability Zone of the host.
- `client-token` - The idempotency token that you provided when you allocated the host.
- `host-reservation-id` - The ID of the reservation assigned to this host.
- `instance-type` - The instance type size that the Dedicated Host is configured to support.
- `state` - The allocation state of the Dedicated Host (`available` | `under-assessment` | `permanent-failure` | `released` | `released-permanent-failure`).
- `tag-key` - The key of a tag assigned to the resource. Use this filter to find all resources assigned a tag with a specific key, regardless of the tag value.

Type: Array of [Filter](#) objects

Required: No

### HostId.N

The IDs of the Dedicated Hosts. The IDs are used for targeted instance launches.

Type: Array of strings

Required: No

## MaxResults

The maximum number of results to return for the request in a single page. The remaining results can be seen by sending another request with the returned `nextToken` value. This value can be between 5 and 500. If `maxResults` is given a larger value than 500, you receive an error.

You cannot specify this parameter and the `host IDs` parameter in the same request.

Type: Integer

Required: No

## NextToken

The token to use to retrieve the next page of results.

Type: String

Required: No

## Response Elements

The following elements are returned by the service.

### hostSet

Information about the Dedicated Hosts.

Type: Array of [Host](#) objects

### nextToken

The token to use to retrieve the next page of results. This value is `null` when there are no more results to return.

Type: String

### requestId

The ID of the request.

Type: String



## Errors

For information about the errors that are common to all actions, see [Common client error codes](#).

## Examples

### Example 1

This example describes the Dedicated Hosts in your account.

### Sample Request

```
https://ec2.amazonaws.com/?Action=DescribeHosts
&AUTHPARAMS
```

### Sample Response

```
<DescribeHostsResponse xmlns="http://ec2.amazonaws.com/doc/2016-11-15/">
  <requestId>d4904fd9-82c2-4ea5-adfe-a9cc3EXAMPLE</requestId>
  <hostSet>
    <item>
      <availableCapacity>
        <availableVCpus>96</availableVCpus>
        <availableInstanceCapacity>
          <item>
            <availableCapacity>48</availableCapacity>
            <totalCapacity>48</totalCapacity>
            <instanceType>m5.large</instanceType>
          </item>
        </availableInstanceCapacity>
      </availableCapacity>
    </instances/>
    <autoPlacement>off</autoPlacement>
    <hostRecovery>off</hostRecovery>
    <hostId>h-05abcdd96ee9ca123</hostId>
    <allocationTime>2018-01-23T12:33:31.692Z</allocationTime>
    <state>available</state>
    <hostProperties>
      <totalVCpus>96</totalVCpus>
      <cores>48</cores>
      <sockets>2</sockets>
      <instanceType>m5.large</instanceType>
    </hostProperties>
  </item>
</hostSet>
</DescribeHostsResponse>
```

```
    </hostProperties>
    <availabilityZone>us-east-1a</availabilityZone>
  </item>
</hostSet>
</DescribeHostsResponse>
```

## Example 2

This example describes a released Dedicated Host in your account using the state filter to show only hosts with a state of released.

## Sample Request

```
https://ec2.amazonaws.com/?Action=DescribeHosts
&Filter.1.Name=state
&Filter.1.Value=released
&AUTHPARAMS
```

## Sample Response

```
<DescribeHostsResponse xmlns="http://ec2.amazonaws.com/doc/2016-11-15/">
  <requestId>d4904fd9-82c2-4ea5-adfe-a9983EXAMPLE</requestId>
  <hostSet>
    item>
      <releaseTime>2018-04-06T14:48:40.068Z</releaseTime>
      <instances/>
      <autoPlacement>on</autoPlacement>
      <hostRecovery>off</hostRecovery>
      <hostId>h-0abcd595047722123</hostId>
      <state>released</state>
      <allocationTime>2018-01-23T12:23:01.501Z</allocationTime>
      <hostProperties>
        <totalVCpus>96</totalVCpus>
        <cores>48</cores>
        <sockets>2</sockets>
        <instanceType>m5.large</instanceType>
      </hostProperties>
      <availabilityZone>us-east-1a</availabilityZone>
    </item>
  </hostSet>
</DescribeHostsResponse>
```

## See Also

For more information about using this API in one of the language-specific AWS SDKs, see the following:

- [AWS Command Line Interface](#)
- [AWS SDK for .NET](#)
- [AWS SDK for C++](#)
- [AWS SDK for Go v2](#)
- [AWS SDK for Java V2](#)
- [AWS SDK for JavaScript V3](#)
- [AWS SDK for PHP V3](#)
- [AWS SDK for Python](#)
- [AWS SDK for Ruby V3](#)

# DescribeIamInstanceProfileAssociations

Describes your IAM instance profile associations.

## Request Parameters

The following parameters are for this specific action. For more information about required and optional parameters that are common to all actions, see [Common Query Parameters](#).

### AssociationId.N

The IAM instance profile associations.

Type: Array of strings

Required: No

### Filter.N

The filters.

- `instance-id` - The ID of the instance.
- `state` - The state of the association (`associating` | `associated` | `disassociating`).

Type: Array of [Filter](#) objects

Required: No

### MaxResults

The maximum number of items to return for this request. To get the next page of items, make another request with the token returned in the output. For more information, see [Pagination](#).

Type: Integer

Valid Range: Minimum value of 5. Maximum value of 1000.

Required: No

### NextToken

The token returned from a previous paginated request. Pagination continues from the end of the items returned by the previous request.

Type: String

Required: No

## Response Elements

The following elements are returned by the service.

### **iamInstanceProfileAssociationSet**

Information about the IAM instance profile associations.

Type: Array of [iamInstanceProfileAssociation](#) objects

### **nextToken**

The token to include in another request to get the next page of items. This value is null when there are no more items to return.

Type: String

### **requestId**

The ID of the request.

Type: String

## Errors

For information about the errors that are common to all actions, see [Common client error codes](#).

## Examples

### Example

This example describes all of your IAM instance profile associations.

### Sample Request

```
https://ec2.amazonaws.com/?Action=DescribeIamInstanceProfileAssociations
&AUTHPARAMS
```

## Sample Response

```
<DescribeIamInstanceProfileAssociationsResponse xmlns="http://ec2.amazonaws.com/doc/2016-11-15/">
  <requestId>84c2d2a6-12dc-491f-a9ee-example</requestId>
  <iamInstanceProfileAssociations>
    <item>
      <associationId>iip-assoc-08049da59357d598c</associationId>
      <iamInstanceProfile>
        <arn>arn:aws:iam::123456789012:instance-profile/AdminProfile</arn>
        <id>AIPAJEDNCAA64SSD265D6</id>
      </iamInstanceProfile>
      <instanceId>i-1234567890abcdef0</instanceId>
      <state>associated</state>
    </item>
  </iamInstanceProfileAssociations>
</DescribeIamInstanceProfileAssociationsResponse>
```

## See Also

For more information about using this API in one of the language-specific AWS SDKs, see the following:

- [AWS Command Line Interface](#)
- [AWS SDK for .NET](#)
- [AWS SDK for C++](#)
- [AWS SDK for Go v2](#)
- [AWS SDK for Java V2](#)
- [AWS SDK for JavaScript V3](#)
- [AWS SDK for PHP V3](#)
- [AWS SDK for Python](#)
- [AWS SDK for Ruby V3](#)

# DescribeIdentityIdFormat

Describes the ID format settings for resources for the specified IAM user, IAM role, or root user. For example, you can view the resource types that are enabled for longer IDs. This request only returns information about resource types whose ID formats can be modified; it does not return information about other resource types. For more information, see [Resource IDs](#) in the *Amazon Elastic Compute Cloud User Guide*.

The following resource types support longer IDs: bundle | conversion-task | customer-gateway | dhcp-options | elastic-ip-allocation | elastic-ip-association | export-task | flow-log | image | import-task | instance | internet-gateway | network-acl | network-acl-association | network-interface | network-interface-attachment | prefix-list | reservation | route-table | route-table-association | security-group | snapshot | subnet | subnet-cidr-block-association | volume | vpc | vpc-cidr-block-association | vpc-endpoint | vpc-peering-connection | vpn-connection | vpn-gateway.

These settings apply to the principal specified in the request. They do not apply to the principal that makes the request.

## Request Parameters

The following parameters are for this specific action. For more information about required and optional parameters that are common to all actions, see [Common Query Parameters](#).

### PrincipalArn

The ARN of the principal, which can be an IAM role, IAM user, or the root user.

Type: String

Required: Yes

### Resource

The type of resource: bundle | conversion-task | customer-gateway | dhcp-options | elastic-ip-allocation | elastic-ip-association | export-task | flow-log | image | import-task | instance | internet-gateway | network-acl | network-acl-association | network-interface | network-interface-attachment | prefix-list | reservation | route-table | route-table-association | security-group

| snapshot | subnet | subnet-cidr-block-association | volume | vpc | vpc-cidr-block-association | vpc-endpoint | vpc-peering-connection | vpn-connection | vpn-gateway

Type: String

Required: No

## Response Elements

The following elements are returned by the service.

### **requestId**

The ID of the request.

Type: String

### **statusSet**

Information about the ID format for the resources.

Type: Array of [IdFormat](#) objects

## Errors

For information about the errors that are common to all actions, see [Common client error codes](#).

## Examples

### **Example**

This example describes the ID format for the IAM role 'EC2Role'.

### **Sample Request**

```
https://ec2.amazonaws.com/?Action=DescribeIdentityIdFormat
&PrincipalArn=arn:aws:iam::123456789012:role/EC2Role
&AUTHPARAMS
```



## Sample Response

```
<DescribeIdentityIdFormatResponse xmlns="http://ec2.amazonaws.com/doc/2016-11-15/">
  <requestId>7a62c49f-347e-4fc4-9331-6e8eEXAMPLE</requestId>
  <statusSet>
    <item>
      <useLongIds>true</useLongIds>
      <deadline>2016-12-15T12:00:00Z</deadline>
      <resource>reservation</resource>
    </item>
    <item>
      <useLongIds>true</useLongIds>
      <deadline>2016-12-15T12:00:00Z</deadline>
      <resource>instance</resource>
    </item>
    <item>
      <useLongIds>true</useLongIds>
      <deadline>2016-12-15T12:00:00Z</deadline>
      <resource>volume</resource>
    </item>
    <item>
      <useLongIds>true</useLongIds>
      <deadline>2016-12-15T12:00:00Z</deadline>
      <resource>snapshot</resource>
    </item>
    <item>
      <useLongIds>true</useLongIds>
      <resource>network-interface-attachment</resource>
    </item>
    <item>
      <useLongIds>true</useLongIds>
      <resource>network-interface</resource>
    </item>
    <item>
      <useLongIds>true</useLongIds>
      <resource>elastic-ip-allocation</resource>
    </item>
    <item>
      <useLongIds>true</useLongIds>
      <resource>elastic-ip-association</resource>
    </item>
    <item>
      <useLongIds>true</useLongIds>
      <resource>vpc</resource>
    </item>
  </statusSet>
</DescribeIdentityIdFormatResponse>
```

```
</item>
<item>
  <useLongIds>true</useLongIds>
  <resource>subnet</resource>
</item>
<item>
  <useLongIds>true</useLongIds>
  <resource>route-table</resource>
</item>
<item>
  <useLongIds>true</useLongIds>
  <resource>route-table-association</resource>
</item>
<item>
  <useLongIds>true</useLongIds>
  <resource>network-acl</resource>
</item>
<item>
  <useLongIds>true</useLongIds>
  <resource>network-acl-association</resource>
</item>
<item>
  <useLongIds>true</useLongIds>
  <resource>dhcp-options</resource>
</item>
<item>
  <useLongIds>true</useLongIds>
  <resource>internet-gateway</resource>
</item>
<item>
  <useLongIds>>false</useLongIds>
  <resource>vpc-cidr-block-association</resource>
</item>
<item>
  <useLongIds>>false</useLongIds>
  <resource>vpc-ipv6-cidr-block-association</resource>
</item>
<item>
  <useLongIds>true</useLongIds>
  <resource>subnet-ipv6-cidr-block-association</resource>
</item>
<item>
  <useLongIds>>false</useLongIds>
  <resource>vpc-peering-connection</resource>
```

```
</item>
<item>
  <useLongIds>true</useLongIds>
  <resource>security-group</resource>
</item>
<item>
  <useLongIds>true</useLongIds>
  <resource>flow-log</resource>
</item>
<item>
  <useLongIds>true</useLongIds>
  <resource>customer-gateway</resource>
</item>
<item>
  <useLongIds>true</useLongIds>
  <resource>vpc-endpoint</resource>
</item>
<item>
  <useLongIds>true</useLongIds>
  <resource>vpn-connection</resource>
</item>
<item>
  <useLongIds>true</useLongIds>
  <resource>vpn-gateway</resource>
</item>
</statusSet>
</DescribeIdentityIdFormatResponse>
```

## See Also

For more information about using this API in one of the language-specific AWS SDKs, see the following:

- [AWS Command Line Interface](#)
- [AWS SDK for .NET](#)
- [AWS SDK for C++](#)
- [AWS SDK for Go v2](#)
- [AWS SDK for Java V2](#)
- [AWS SDK for JavaScript V3](#)
- [AWS SDK for PHP V3](#)

- [AWS SDK for Python](#)
- [AWS SDK for Ruby V3](#)

## DescribeIdFormat

Describes the ID format settings for your resources on a per-Region basis, for example, to view which resource types are enabled for longer IDs. This request only returns information about resource types whose ID formats can be modified; it does not return information about other resource types.

The following resource types support longer IDs: `bundle` | `conversion-task` | `customer-gateway` | `dhcp-options` | `elastic-ip-allocation` | `elastic-ip-association` | `export-task` | `flow-log` | `image` | `import-task` | `instance` | `internet-gateway` | `network-acl` | `network-acl-association` | `network-interface` | `network-interface-attachment` | `prefix-list` | `reservation` | `route-table` | `route-table-association` | `security-group` | `snapshot` | `subnet` | `subnet-cidr-block-association` | `volume` | `vpc` | `vpc-cidr-block-association` | `vpc-endpoint` | `vpc-peering-connection` | `vpn-connection` | `vpn-gateway`.

These settings apply to the IAM user who makes the request; they do not apply to the entire AWS account. By default, an IAM user defaults to the same settings as the root user, unless they explicitly override the settings by running the [ModifyIdFormat](#) command. Resources created with longer IDs are visible to all IAM users, regardless of these settings and provided that they have permission to use the relevant Describe command for the resource type.

## Request Parameters

For more information about required and optional parameters that are common to all actions, see [Common Query Parameters](#).

### Resource

The type of resource: `bundle` | `conversion-task` | `customer-gateway` | `dhcp-options` | `elastic-ip-allocation` | `elastic-ip-association` | `export-task` | `flow-log` | `image` | `import-task` | `instance` | `internet-gateway` | `network-acl` | `network-acl-association` | `network-interface` | `network-interface-attachment` | `prefix-list` | `reservation` | `route-table` | `route-table-association` | `security-group` | `snapshot` | `subnet` | `subnet-cidr-block-association` | `volume` | `vpc` | `vpc-cidr-block-association` | `vpc-endpoint` | `vpc-peering-connection` | `vpn-connection` | `vpn-gateway`

Type: String

Required: No

## Response Elements

The following elements are returned by the service.

### **requestId**

The ID of the request.

Type: String

### **statusSet**

Information about the ID format for the resource.

Type: Array of [IdFormat](#) objects

## Errors

For information about the errors that are common to all actions, see [Common client error codes](#).

## Examples

### Example

This example describes the ID format for all resources that support longer IDs.

### Sample Request

```
https://ec2.amazonaws.com/?Action=DescribeIdFormat
&AUTHPARAMS
```

### Sample Response

```
<DescribeIdFormatResponse xmlns="http://ec2.amazonaws.com/doc/2016-11-15/">
  <requestId>7a62c49f-347e-4fc4-9331-6e8eEXAMPLE</requestId>
  <statusSet>
    <item>
      <resource>reservation</resource>
      <useLongIds>true</useLongIds>
      <deadline>2016-12-15T12:00:00.000Z</deadline>
    </item>
  </statusSet>
</DescribeIdFormatResponse>
```

```
</item>
<item>
  <resource>instance</resource>
  <useLongIds>true</useLongIds>
  <deadline>2016-12-15T12:00:00.000Z</deadline>
</item>
<item>
  <resource>volume</resource>
  <useLongIds>true</useLongIds>
  <deadline>2016-12-15T12:00:00.000Z</deadline>
</item>
<item>
  <resource>snapshot</resource>
  <useLongIds>true</useLongIds>
  <deadline>2016-12-15T12:00:00.000Z</deadline>
</item>
<item>
  <resource>network-interface-attachment</resource>
  <useLongIds>true</useLongIds>
</item>
<item>
  <resource>network-interface</resource>
  <useLongIds>true</useLongIds>
</item>
<item>
  <resource>elastic-ip-allocation</resource>
  <useLongIds>true</useLongIds>
</item>
<item>
  <resource>elastic-ip-association</resource>
  <useLongIds>true</useLongIds>
</item>
<item>
  <resource>vpc</resource>
  <useLongIds>true</useLongIds>
</item>
<item>
  <resource>subnet</resource>
  <useLongIds>true</useLongIds>
</item>
<item>
  <resource>route-table</resource>
  <useLongIds>true</useLongIds>
</item>
```

```
<item>
  <resource>route-table-association</resource>
  <useLongIds>true</useLongIds>
</item>
<item>
  <resource>network-acl</resource>
  <useLongIds>true</useLongIds>
</item>
<item>
  <resource>network-acl-association</resource>
  <useLongIds>true</useLongIds>
</item>
<item>
  <resource>dhcp-options</resource>
  <useLongIds>true</useLongIds>
</item>
<item>
  <resource>internet-gateway</resource>
  <useLongIds>true</useLongIds>
</item>
<item>
  <resource>vpc-cidr-block-association</resource>
  <useLongIds>true</useLongIds>
</item>
<item>
  <resource>vpc-ipv6-cidr-block-association</resource>
  <useLongIds>true</useLongIds>
</item>
<item>
  <resource>subnet-ipv6-cidr-block-association</resource>
  <useLongIds>true</useLongIds>
</item>
<item>
  <resource>vpc-peering-connection</resource>
  <useLongIds>true</useLongIds>
</item>
<item>
  <resource>security-group</resource>
  <useLongIds>true</useLongIds>
</item>
<item>
  <resource>flow-log</resource>
  <useLongIds>true</useLongIds>
</item>
```



```
<item>
  <resource>customer-gateway</resource>
  <useLongIds>true</useLongIds>
</item>
<item>
  <resource>vpc-endpoint</resource>
  <useLongIds>true</useLongIds>
</item>
<item>
  <resource>vpn-connection</resource>
  <useLongIds>true</useLongIds>
</item>
<item>
  <resource>vpn-gateway</resource>
  <useLongIds>true</useLongIds>
</item>
</statusSet>
</DescribeIdFormatResponse>
```

## See Also

For more information about using this API in one of the language-specific AWS SDKs, see the following:

- [AWS Command Line Interface](#)
- [AWS SDK for .NET](#)
- [AWS SDK for C++](#)
- [AWS SDK for Go v2](#)
- [AWS SDK for Java V2](#)
- [AWS SDK for JavaScript V3](#)
- [AWS SDK for PHP V3](#)
- [AWS SDK for Python](#)
- [AWS SDK for Ruby V3](#)

# DescribeImageAttribute

Describes the specified attribute of the specified AMI. You can specify only one attribute at a time.

## Note

The order of the elements in the response, including those within nested structures, might vary. Applications should not assume the elements appear in a particular order.

## Request Parameters

The following parameters are for this specific action. For more information about required and optional parameters that are common to all actions, see [Common Query Parameters](#).

### Attribute

The AMI attribute.

**Note:** The `blockDeviceMapping` attribute is deprecated. Using this attribute returns the `Client.AuthFailure` error. To get information about the block device mappings for an AMI, use the [DescribeImages](#) action.

Type: String

Valid Values: `description` | `kernel` | `ramdisk` | `launchPermission` | `productCodes` | `blockDeviceMapping` | `sriovNetSupport` | `bootMode` | `tpmSupport` | `uefiData` | `lastLaunchedTime` | `imdsSupport` | `deregistrationProtection`

Required: Yes

### DryRun

Checks whether you have the required permissions for the action, without actually making the request, and provides an error response. If you have the required permissions, the error response is `DryRunOperation`. Otherwise, it is `UnauthorizedOperation`.

Type: Boolean

Required: No

## ImageId

The ID of the AMI.

Type: String

Required: Yes

## Response Elements

The following elements are returned by the service.

### blockDeviceMapping

The block device mapping entries.

Type: Array of [BlockDeviceMapping](#) objects

### bootMode

The boot mode.

Type: [AttributeValue](#) object

### deregistrationProtection

Indicates whether deregistration protection is enabled for the AMI.

Type: [AttributeValue](#) object

### description

A description for the AMI.

Type: [AttributeValue](#) object

### imageId

The ID of the AMI.

Type: String

### imdsSupport

If `v2.0`, it indicates that IMDSv2 is specified in the AMI. Instances launched from this AMI will have `HttpTokens` automatically set to `required` so that, by default, the instance requires that

IMDSv2 is used when requesting instance metadata. In addition, `HttpPutResponseHopLimit` is set to 2. For more information, see [Configure the AMI](#) in the *Amazon EC2 User Guide*.

Type: [AttributeValue](#) object

### **kernel**

The kernel ID.

Type: [AttributeValue](#) object

### **lastLaunchedTime**

The date and time, in [ISO 8601 date-time format](#), when the AMI was last used to launch an EC2 instance. When the AMI is used to launch an instance, there is a 24-hour delay before that usage is reported.

#### **Note**

`lastLaunchedTime` data is available starting April 2017.

Type: [AttributeValue](#) object

### **launchPermission**

The launch permissions.

Type: Array of [LaunchPermission](#) objects

### **productCodes**

The product codes.

Type: Array of [ProductCode](#) objects

### **ramdisk**

The RAM disk ID.

Type: [AttributeValue](#) object

### **requestId**

The ID of the request.

Type: String

## sriovNetSupport

Indicates whether enhanced networking with the Intel 82599 Virtual Function interface is enabled.

Type: [AttributeValue](#) object

## tpmSupport

If the image is configured for NitroTPM support, the value is `v2.0`.

Type: [AttributeValue](#) object

## uefiData

Base64 representation of the non-volatile UEFI variable store. To retrieve the UEFI data, use the [GetInstanceUefiData](#) command. You can inspect and modify the UEFI data by using the [python-uefivars tool](#) on GitHub. For more information, see [UEFI Secure Boot](#) in the *Amazon EC2 User Guide*.

Type: [AttributeValue](#) object

## Errors

For information about the errors that are common to all actions, see [Common client error codes](#).

## Examples

### Example 1

This example lists the launch permissions for the specified AMI.

### Sample Request

```
https://ec2.amazonaws.com/?Action=DescribeImageAttribute
&ImageId=ami-61a54008
&Attribute=launchPermission
&AUTHPARAMS
```

### Sample Response

```
<DescribeImageAttributeResponse xmlns="http://ec2.amazonaws.com/doc/2016-11-15/">
```

```
<requestId>59dbff89-35bd-4eac-99ed-be587EXAMPLE</requestId>
<imageId>ami-61a54008</imageId>
<launchPermission>
  <item>
    <group>all</group>
  </item>
  <item>
    <userId>495219933132</userId>
  </item>
</launchPermission>
</DescribeImageAttributeResponse>
```

## Example 2

This example lists the product codes for the specified AMI.

### Sample Request

```
https://ec2.amazonaws.com/?Action=DescribeImageAttribute
&ImageId=ami-2bb65342
&Attribute=productCodes
&AUTHPARAMS
```

### Sample Response

```
<DescribeImageAttributeResponse xmlns="http://ec2.amazonaws.com/doc/2016-11-15/"
  <requestId>59dbff89-35bd-4eac-99ed-be587EXAMPLE</requestId>
  <imageId>ami-2bb65342</imageId>
  <productCodes>
    <item>
      <productCode>a1b2c3d4e5f6g7h8i9j10k11</productCode>
      <type>marketplace</type>
    </item>
  </productCodes>
</DescribeImageAttributeResponse>
```

## See Also

For more information about using this API in one of the language-specific AWS SDKs, see the following:

- [AWS Command Line Interface](#)

- [AWS SDK for .NET](#)
- [AWS SDK for C++](#)
- [AWS SDK for Go v2](#)
- [AWS SDK for Java V2](#)
- [AWS SDK for JavaScript V3](#)
- [AWS SDK for PHP V3](#)
- [AWS SDK for Python](#)
- [AWS SDK for Ruby V3](#)

# DescribeImages

Describes the specified images (AMIs, AKIs, and ARIs) available to you or all of the images available to you.

The images available to you include public images, private images that you own, and private images owned by other AWS accounts for which you have explicit launch permissions.

Recently deregistered images appear in the returned results for a short interval and then return empty results. After all instances that reference a deregistered AMI are terminated, specifying the ID of the image will eventually return an error indicating that the AMI ID cannot be found.

## Important

We strongly recommend using only paginated requests. Unpaginated requests are susceptible to throttling and timeouts.

## Note

The order of the elements in the response, including those within nested structures, might vary. Applications should not assume the elements appear in a particular order.

## Request Parameters

The following parameters are for this specific action. For more information about required and optional parameters that are common to all actions, see [Common Query Parameters](#).

### DryRun

Checks whether you have the required permissions for the action, without actually making the request, and provides an error response. If you have the required permissions, the error response is `DryRunOperation`. Otherwise, it is `UnauthorizedOperation`.

Type: Boolean

Required: No



## ExecutableBy.N

Scopes the images by users with explicit launch permissions. Specify an AWS account ID, `self` (the sender of the request), or `all` (public AMIs).

- If you specify an AWS account ID that is not your own, only AMIs shared with that specific AWS account ID are returned. However, AMIs that are shared with the account's organization or organizational unit (OU) are not returned.
- If you specify `self` or your own AWS account ID, AMIs shared with your account are returned. In addition, AMIs that are shared with the organization or OU of which you are member are also returned.
- If you specify `all`, all public AMIs are returned.

Type: Array of strings

Required: No

## Filter.N

The filters.

- `architecture` - The image architecture (`i386` | `x86_64` | `arm64` | `x86_64_mac` | `arm64_mac`).
- `block-device-mapping.delete-on-termination` - A Boolean value that indicates whether the Amazon EBS volume is deleted on instance termination.
- `block-device-mapping.device-name` - The device name specified in the block device mapping (for example, `/dev/sdh` or `xvdh`).
- `block-device-mapping.snapshot-id` - The ID of the snapshot used for the Amazon EBS volume.
- `block-device-mapping.volume-size` - The volume size of the Amazon EBS volume, in GiB.
- `block-device-mapping.volume-type` - The volume type of the Amazon EBS volume (`io1` | `io2` | `gp2` | `gp3` | `sc1` | `st1` | `standard`).
- `block-device-mapping.encrypted` - A Boolean that indicates whether the Amazon EBS volume is encrypted.
- `creation-date` - The time when the image was created, in the ISO 8601 format in the UTC time zone (YYYY-MM-DDThh:mm:ss.sssZ), for example, `2021-09-29T11:04:43.305Z`. You can use a wildcard (\*), for example, `2021-09-29T*`, which matches an entire day.

- `description` - The description of the image (provided during image creation).
- `ena-support` - A Boolean that indicates whether enhanced networking with ENA is enabled.
- `hypervisor` - The hypervisor type (`ovm` | `xen`).
- `image-id` - The ID of the image.
- `image-type` - The image type (`machine` | `kernel` | `ramdisk`).
- `is-public` - A Boolean that indicates whether the image is public.
- `kernel-id` - The kernel ID.
- `manifest-location` - The location of the image manifest.
- `name` - The name of the AMI (provided during image creation).
- `owner-alias` - The owner alias (`amazon` | `aws-marketplace`). The valid aliases are defined in an Amazon-maintained list. This is not the AWS account alias that can be set using the IAM console. We recommend that you use the **Owner** request parameter instead of this filter.
- `owner-id` - The AWS account ID of the owner. We recommend that you use the **Owner** request parameter instead of this filter.
- `platform` - The platform. The only supported value is `windows`.
- `product-code` - The product code.
- `product-code.type` - The type of the product code (`marketplace`).
- `ramdisk-id` - The RAM disk ID.
- `root-device-name` - The device name of the root device volume (for example, `/dev/sda1`).
- `root-device-type` - The type of the root device volume (`ebs` | `instance-store`).
- `source-instance-id` - The ID of the instance that the AMI was created from if the AMI was created using `CreateImage`. This filter is applicable only if the AMI was created using [CreateImage](#).
- `state` - The state of the image (`available` | `pending` | `failed`).
- `state-reason-code` - The reason code for the state change.
- `state-reason-message` - The message for the state change.
- `sriov-net-support` - A value of `simple` indicates that enhanced networking with the Intel 82599 VF interface is enabled.
- `tag:<key>` - The key/value combination of a tag assigned to the resource. Use the tag key in the filter name and the tag value as the filter value. For example, to find all resources that have a tag with the key `Owner` and the value `TeamA`, specify `tag:Owner` for the filter name and `TeamA` for the filter value.

- `tag-key` - The key of a tag assigned to the resource. Use this filter to find all resources assigned a tag with a specific key, regardless of the tag value.
- `virtualization-type` - The virtualization type (`paravirtual` | `hvm`).

Type: Array of [Filter](#) objects

Required: No

### **ImageId.N**

The image IDs.

Default: Describes all images available to you.

Type: Array of strings

Required: No

### **IncludeDeprecated**

Specifies whether to include deprecated AMIs.

Default: No deprecated AMIs are included in the response.

#### **Note**

If you are the AMI owner, all deprecated AMIs appear in the response regardless of what you specify for this parameter.

Type: Boolean

Required: No

### **IncludeDisabled**

Specifies whether to include disabled AMIs.

Default: No disabled AMIs are included in the response.

Type: Boolean

Required: No

## MaxResults

The maximum number of items to return for this request. To get the next page of items, make another request with the token returned in the output. For more information, see [Pagination](#).

Type: Integer

Required: No

## NextToken

The token returned from a previous paginated request. Pagination continues from the end of the items returned by the previous request.

Type: String

Required: No

## Owner.N

Scopes the results to images with the specified owners. You can specify a combination of AWS account IDs, `self`, `amazon`, and `aws-marketplace`. If you omit this parameter, the results include all images for which you have launch permissions, regardless of ownership.

Type: Array of strings

Required: No

## Response Elements

The following elements are returned by the service.

### imagesSet

Information about the images.

Type: Array of [Image](#) objects

### nextToken

The token to include in another request to get the next page of items. This value is `null` when there are no more items to return.

Type: String

## requestId

The ID of the request.

Type: String

## Errors

For information about the errors that are common to all actions, see [Common client error codes](#).

## Examples

### Example 1

This example describes the specified AMI.

### Sample Request

```
https://ec2.amazonaws.com/?Action=DescribeImages
&ImageId.1=ami-1234567890EXAMPLE
&AUTHPARAMS
```

### Sample Response

```
<DescribeImagesResponse xmlns="http://ec2.amazonaws.com/doc/2016-11-15/">
  <requestId>59dbff89-35bd-4eac-99ed-be587EXAMPLE</requestId>
  <imagesSet>
    <item>
      <virtualizationType>hvm</virtualizationType>
      <description>Provided by Red Hat, Inc.</description>
      <platformDetails>Red Hat Enterprise Linux</platformDetails>
      <enaSupport>true</enaSupport>
      <hypervisor>xen</hypervisor>
      <state>available</state>
      <sriovNetSupport>simple</sriovNetSupport>
      <imageId>ami-1234567890EXAMPLE</imageId>
      <usageOperation>RunInstances:0010</usageOperation>
      <blockDeviceMapping>
        <item>
          <deviceName>/dev/sda1</deviceName>
          <ebs>
            <snapshotId>snap-1234567890abcdef0</snapshotId>
```

```

        <volumeSize>15</volumeSize>
        <deleteOnTermination>>false</deleteOnTermination>
        <volumeType>standard</volumeType>
    </ebs>
</item>
</blockDeviceMapping>
<architecture>x86_64</architecture>
<imageLocation>123456789012/RHEL-8.0.0_HVM-20190618-x86_64-1-Hourly2-GP2</
imageLocation>
<rootDeviceType>ebs</rootDeviceType>
<ownerId>123456789012</ownerId>
<rootDeviceName>/dev/sda1</rootDeviceName>
<creationDate>2019-05-10T13:17:12.000Z</creationDate>
<public>>true</public>
<imageType>machine</imageType>
<name>RHEL-8.0.0_HVM-20190618-x86_64-1-Hourly2-GP2</name>
<tagSet/>
</item>
</imagesSet>
</DescribeImagesResponse>

```

## Example 2

This example filters the response to include only public Windows images with an x86\_64 architecture.

### Sample Request

```

https://ec2.amazonaws.com/?Action=DescribeImages
&Filter.1.Name=is-public
&Filter.1.Value.1=true
&Filter.2.Name=architecture
&Filter.2.Value.1=x86_64
&Filter.3.Name=platform
&Filter.3.Value.1=windows
&AUTHPARAMS

```

### Sample Response

```

<DescribeImagesResponse xmlns="http://ec2.amazonaws.com/doc/2016-11-15/">
  <requestId>59dbff89-35bd-4eac-99ed-be587EXAMPLE</requestId>
  <imagesSet>

```

```

    <item>
      <imageId>ami-1a2b3c4d</imageId>
      <imageLocation>ec2-public-windows-images/Server2003r2-x86_64-Win-
v1.07.manifest.xml</imageLocation>
      <imageState>available</imageState>
      <imageOwnerId>123456789012</imageOwnerId>
      <isPublic>true</isPublic>
      <architecture>x86_64</architecture>
      <imageType>machine</imageType>
      <platform>windows</platform>
      <imageOwnerAlias>amazon</imageOwnerAlias>
      <rootDeviceType>instance-store</rootDeviceType>
      <blockDeviceMapping/>
      <virtualizationType>hvm</virtualizationType>
      <tagSet/>
      <hypervisor>xen</hypervisor>
    </item>
    ...
  </imagesSet>
</DescribeImagesResponse>

```

### Example 3

This example returns the results to display images where the owner is aws-marketplace.

#### Sample Request

```

https://ec2.amazonaws.com/?Action=DescribeImages
&Owner.1=aws-marketplace
&AUTHPARAMS

```

#### Sample Response

```

<DescribeImagesResponse xmlns="http://ec2.amazonaws.com/doc/2016-11-15/">
  <requestId>4a4a27a2-2e7c-475d-b35b-ca822EXAMPLE</requestId>
  <imagesSet>
    <item>
      <imageId>ami-1a2b3c4d</imageId>
      <imageLocation>aws-marketplace/example-marketplace-amzn-ami.1</
imageLocation>
      <imageState>available</imageState>
      <imageOwnerId>123456789012</imageOwnerId>
      <isPublic>true</isPublic>
    </item>
  </imagesSet>
</DescribeImagesResponse>

```

```
<productCodes>
  <item>
    <productCode>a1b2c3d4e5f6g7h8i9j10k11</productCode>
    <type>marketplace</type>
  </item>
</productCodes>
<architecture>i386</architecture>
<imageType>machine</imageType>
<kernelId>aki-1a2b3c4d</kernelId>
<imageOwnerAlias>aws-marketplace</imageOwnerAlias>
<name>example-marketplace-amzn-ami.1</name>
<description>Amazon Linux AMI i386 EBS</description>
<rootDeviceType>ebs</rootDeviceType>
<rootDeviceName>/dev/sda1</rootDeviceName>
<blockDeviceMapping>
  <item>
    <deviceName>/dev/sda1</deviceName>
    <ebs>
      <snapshotId>snap-1234567890abcdef0</snapshotId>
      <volumeSize>8</volumeSize>
      <deleteOnTermination>true</deleteOnTermination>
    </ebs>
  </item>
</blockDeviceMapping>
<virtualizationType>paravirtual</virtualizationType>
<hypervisor>xen</hypervisor>
</item>
...
</imagesSet>
</DescribeImagesResponse>
```

## See Also

For more information about using this API in one of the language-specific AWS SDKs, see the following:

- [AWS Command Line Interface](#)
- [AWS SDK for .NET](#)
- [AWS SDK for C++](#)
- [AWS SDK for Go v2](#)
- [AWS SDK for Java V2](#)



- [AWS SDK for JavaScript V3](#)
- [AWS SDK for PHP V3](#)
- [AWS SDK for Python](#)
- [AWS SDK for Ruby V3](#)

# DescribeImportImageTasks

Displays details about an import virtual machine or import snapshot tasks that are already created.

## Request Parameters

The following parameters are for this specific action. For more information about required and optional parameters that are common to all actions, see [Common Query Parameters](#).

### DryRun

Checks whether you have the required permissions for the action, without actually making the request, and provides an error response. If you have the required permissions, the error response is `DryRunOperation`. Otherwise, it is `UnauthorizedOperation`.

Type: Boolean

Required: No

### Filters.N

Filter tasks using the `task-state` filter and one of the following values: `active`, `completed`, `deleting`, or `deleted`.

Type: Array of [Filter](#) objects

Required: No

### ImportTaskId.N

The IDs of the import image tasks.

Type: Array of strings

Required: No

### MaxResults

The maximum number of results to return in a single call.

Type: Integer

Required: No

## NextToken

A token that indicates the next page of results.

Type: String

Required: No

## Response Elements

The following elements are returned by the service.

### importImageTaskSet

A list of zero or more import image tasks that are currently active or were completed or canceled in the previous 7 days.

Type: Array of [ImportImageTask](#) objects

### nextToken

The token to use to get the next page of results. This value is `null` when there are no more results to return.

Type: String

### requestId

The ID of the request.

Type: String

## Errors

For information about the errors that are common to all actions, see [Common client error codes](#).

## See Also

For more information about using this API in one of the language-specific AWS SDKs, see the following:

- [AWS Command Line Interface](#)

- [AWS SDK for .NET](#)
- [AWS SDK for C++](#)
- [AWS SDK for Go v2](#)
- [AWS SDK for Java V2](#)
- [AWS SDK for JavaScript V3](#)
- [AWS SDK for PHP V3](#)
- [AWS SDK for Python](#)
- [AWS SDK for Ruby V3](#)

# DescribeImportSnapshotTasks

Describes your import snapshot tasks.

## Request Parameters

The following parameters are for this specific action. For more information about required and optional parameters that are common to all actions, see [Common Query Parameters](#).

### DryRun

Checks whether you have the required permissions for the action, without actually making the request, and provides an error response. If you have the required permissions, the error response is `DryRunOperation`. Otherwise, it is `UnauthorizedOperation`.

Type: Boolean

Required: No

### Filters.N

The filters.

Type: Array of [Filter](#) objects

Required: No

### ImportTaskId.N

A list of import snapshot task IDs.

Type: Array of strings

Required: No

### MaxResults

The maximum number of results to return in a single call. To retrieve the remaining results, make another call with the returned `NextToken` value.

Type: Integer

Required: No

## NextToken

A token that indicates the next page of results.

Type: String

Required: No

## Response Elements

The following elements are returned by the service.

### importSnapshotTaskSet

A list of zero or more import snapshot tasks that are currently active or were completed or canceled in the previous 7 days.

Type: Array of [ImportSnapshotTask](#) objects

### nextToken

The token to use to get the next page of results. This value is null when there are no more results to return.

Type: String

### requestId

The ID of the request.

Type: String

## Errors

For information about the errors that are common to all actions, see [Common client error codes](#).

## See Also

For more information about using this API in one of the language-specific AWS SDKs, see the following:

- [AWS Command Line Interface](#)

- [AWS SDK for .NET](#)
- [AWS SDK for C++](#)
- [AWS SDK for Go v2](#)
- [AWS SDK for Java V2](#)
- [AWS SDK for JavaScript V3](#)
- [AWS SDK for PHP V3](#)
- [AWS SDK for Python](#)
- [AWS SDK for Ruby V3](#)

# DescribeInstanceAttribute

Describes the specified attribute of the specified instance. You can specify only one attribute at a time. Valid attribute values are: `instanceType` | `kernel` | `ramdisk` | `userData` | `disableApiTermination` | `instanceInitiatedShutdownBehavior` | `rootDeviceName` | `blockDeviceMapping` | `productCodes` | `sourceDestCheck` | `groupSet` | `ebsOptimized` | `sriovNetSupport`

## Request Parameters

The following parameters are for this specific action. For more information about required and optional parameters that are common to all actions, see [Common Query Parameters](#).

### Attribute

The instance attribute.

Note: The `enaSupport` attribute is not supported at this time.

Type: String

Valid Values: `instanceType` | `kernel` | `ramdisk` | `userData` | `disableApiTermination` | `instanceInitiatedShutdownBehavior` | `rootDeviceName` | `blockDeviceMapping` | `productCodes` | `sourceDestCheck` | `groupSet` | `ebsOptimized` | `sriovNetSupport` | `enaSupport` | `enclaveOptions` | `disableApiStop`

Required: Yes

### DryRun

Checks whether you have the required permissions for the action, without actually making the request, and provides an error response. If you have the required permissions, the error response is `DryRunOperation`. Otherwise, it is `UnauthorizedOperation`.

Type: Boolean

Required: No

### InstanceId

The ID of the instance.



Type: String

Required: Yes

## Response Elements

The following elements are returned by the service.

### **blockDeviceMapping**

The block device mapping of the instance.

Type: Array of [InstanceBlockDeviceMapping](#) objects

### **disableApiStop**

To enable the instance for AWS Stop Protection, set this parameter to `true`; otherwise, set it to `false`.

Type: [AttributeBooleanValue](#) object

### **disableApiTermination**

If the value is `true`, you can't terminate the instance through the Amazon EC2 console, CLI, or API; otherwise, you can.

Type: [AttributeBooleanValue](#) object

### **ebsOptimized**

Indicates whether the instance is optimized for Amazon EBS I/O.

Type: [AttributeBooleanValue](#) object

### **enaSupport**

Indicates whether enhanced networking with ENA is enabled.

Type: [AttributeBooleanValue](#) object

### **enclaveOptions**

To enable the instance for AWS Nitro Enclaves, set this parameter to `true`; otherwise, set it to `false`.

Type: [EnclaveOptions](#) object

### **groupSet**

The security groups associated with the instance.

Type: Array of [GroupIdentifier](#) objects

### **instanceId**

The ID of the instance.

Type: String

### **instanceInitiatedShutdownBehavior**

Indicates whether an instance stops or terminates when you initiate shutdown from the instance (using the operating system command for system shutdown).

Type: [AttributeValue](#) object

### **instanceType**

The instance type.

Type: [AttributeValue](#) object

### **kernel**

The kernel ID.

Type: [AttributeValue](#) object

### **productCodes**

A list of product codes.

Type: Array of [ProductCode](#) objects

### **ramdisk**

The RAM disk ID.

Type: [AttributeValue](#) object

### **requestId**

The ID of the request.

Type: String

### **rootDeviceName**

The device name of the root device volume (for example, `/dev/sda1`).

Type: [AttributeValue](#) object

### **sourceDestCheck**

Enable or disable source/destination checks, which ensure that the instance is either the source or the destination of any traffic that it receives. If the value is `true`, source/destination checks are enabled; otherwise, they are disabled. The default value is `true`. You must disable source/destination checks if the instance runs services such as network address translation, routing, or firewalls.

Type: [AttributeBooleanValue](#) object

### **sriovNetSupport**

Indicates whether enhanced networking with the Intel 82599 Virtual Function interface is enabled.

Type: [AttributeValue](#) object

### **userData**

The user data.

Type: [AttributeValue](#) object

## **Errors**

For information about the errors that are common to all actions, see [Common client error codes](#).

## **Examples**

### **Example 1**

This example lists the instance type of the specified instance.

### **Sample Request**

```
https://ec2.amazonaws.com/?Action=DescribeInstanceAttribute
```

```
&InstanceId=i-1234567890abcdef0
&Attribute=instanceType
&AUTHPARAMS
```

## Sample Response

```
<DescribeInstanceAttributeResponse xmlns="http://ec2.amazonaws.com/doc/2016-11-15/">
  <requestId>59dbff89-35bd-4eac-99ed-be587EXAMPLE</requestId>
  <instanceId>i-1234567890abcdef0</instanceId>
  <instanceType>
    <value>t1.micro</value>
  </instanceType>
</DescribeInstanceAttributeResponse>
```

## Example 2

This example lists the current value of the `InstanceInitiatedShutdownBehavior` attribute for the specified instance.

## Sample Request

```
https://ec2.amazonaws.com/?Action=DescribeInstanceAttribute
&InstanceId=i-1234567890abcdef0
&Attribute=instanceInitiatedShutdownBehavior
&AUTHPARAMS
```

## Sample Response

```
<DescribeInstanceAttributeResponse xmlns="http://ec2.amazonaws.com/doc/2016-11-15/">
  <requestId>59dbff89-35bd-4eac-99ed-be587EXAMPLE</requestId>
  <instanceId>i-1234567890abcdef0</instanceId>
  <instanceInitiatedShutdownBehavior>
    <value>stop</value>
  </instanceInitiatedShutdownBehavior>
</DescribeInstanceAttributeResponse>
```

## Example 3

This example lists the current value of the `DisableApiTermination` attribute for the specified instance.

## Sample Request

```
https://ec2.amazonaws.com/?Action=DescribeInstanceAttribute
&InstanceId=i-1234567890abcdef0
&Attribute=disableApiTermination
&AUTHPARAMS
```

## Sample Response

```
<DescribeInstanceAttributeResponse xmlns="http://ec2.amazonaws.com/doc/2016-11-15/">
  <requestId>59dbff89-35bd-4eac-99ed-be587EXAMPLE</requestId>
  <instanceId>i-1234567890abcdef0</instanceId>
  <disableApiTermination>
    <value>>false</value>
  </disableApiTermination>
</DescribeInstanceAttributeResponse>
```

## See Also

For more information about using this API in one of the language-specific AWS SDKs, see the following:

- [AWS Command Line Interface](#)
- [AWS SDK for .NET](#)
- [AWS SDK for C++](#)
- [AWS SDK for Go v2](#)
- [AWS SDK for Java V2](#)
- [AWS SDK for JavaScript V3](#)
- [AWS SDK for PHP V3](#)
- [AWS SDK for Python](#)
- [AWS SDK for Ruby V3](#)

# DescribeInstanceConnectEndpoints

Describes the specified EC2 Instance Connect Endpoints or all EC2 Instance Connect Endpoints.

## Request Parameters

The following parameters are for this specific action. For more information about required and optional parameters that are common to all actions, see [Common Query Parameters](#).

### DryRun

Checks whether you have the required permissions for the action, without actually making the request, and provides an error response. If you have the required permissions, the error response is `DryRunOperation`. Otherwise, it is `UnauthorizedOperation`.

Type: Boolean

Required: No

### Filter.N

One or more filters.

- `instance-connect-endpoint-id` - The ID of the EC2 Instance Connect Endpoint.
- `state` - The state of the EC2 Instance Connect Endpoint (`create-in-progress` | `create-complete` | `create-failed` | `delete-in-progress` | `delete-complete` | `delete-failed`).
- `subnet-id` - The ID of the subnet in which the EC2 Instance Connect Endpoint was created.
- `tag:<key>` - The key/value combination of a tag assigned to the resource. Use the tag key in the filter name and the tag value as the filter value. For example, to find all resources that have a tag with the key `Owner` and the value `TeamA`, specify `tag:Owner` for the filter name and `TeamA` for the filter value.
- `tag-key` - The key of a tag assigned to the resource. Use this filter to find all resources assigned a tag with a specific key, regardless of the tag value.
- `tag-value` - The value of a tag assigned to the resource. Use this filter to find all resources that have a tag with a specific value, regardless of tag key.
- `vpc-id` - The ID of the VPC in which the EC2 Instance Connect Endpoint was created.

Type: Array of [Filter](#) objects

Required: No

### **InstanceConnectEndpointId.N**

One or more EC2 Instance Connect Endpoint IDs.

Type: Array of strings

Required: No

### **MaxResults**

The maximum number of items to return for this request. To get the next page of items, make another request with the token returned in the output. For more information, see [Pagination](#).

Type: Integer

Valid Range: Minimum value of 1. Maximum value of 50.

Required: No

### **NextToken**

The token returned from a previous paginated request. Pagination continues from the end of the items returned by the previous request.

Type: String

Required: No

## **Response Elements**

The following elements are returned by the service.

### **instanceConnectEndpointSet**

Information about the EC2 Instance Connect Endpoints.

Type: Array of [Ec2InstanceConnectEndpoint](#) objects

### **nextToken**

The token to include in another request to get the next page of items. This value is null when there are no more items to return.

Type: String

## **requestId**

The ID of the request.

Type: String

## **Errors**

For information about the errors that are common to all actions, see [Common client error codes](#).

## **See Also**

For more information about using this API in one of the language-specific AWS SDKs, see the following:

- [AWS Command Line Interface](#)
- [AWS SDK for .NET](#)
- [AWS SDK for C++](#)
- [AWS SDK for Go v2](#)
- [AWS SDK for Java V2](#)
- [AWS SDK for JavaScript V3](#)
- [AWS SDK for PHP V3](#)
- [AWS SDK for Python](#)
- [AWS SDK for Ruby V3](#)



## DescribeInstanceCreditSpecifications

Describes the credit option for CPU usage of the specified burstable performance instances. The credit options are standard and unlimited.

If you do not specify an instance ID, Amazon EC2 returns burstable performance instances with the unlimited credit option, as well as instances that were previously configured as T2, T3, and T3a with the unlimited credit option. For example, if you resize a T2 instance, while it is configured as unlimited, to an M4 instance, Amazon EC2 returns the M4 instance.

If you specify one or more instance IDs, Amazon EC2 returns the credit option (standard or unlimited) of those instances. If you specify an instance ID that is not valid, such as an instance that is not a burstable performance instance, an error is returned.

Recently terminated instances might appear in the returned results. This interval is usually less than one hour.

If an Availability Zone is experiencing a service disruption and you specify instance IDs in the affected zone, or do not specify any instance IDs at all, the call fails. If you specify only instance IDs in an unaffected zone, the call works normally.

For more information, see [Burstable performance instances](#) in the *Amazon EC2 User Guide*.

### Request Parameters

The following parameters are for this specific action. For more information about required and optional parameters that are common to all actions, see [Common Query Parameters](#).

#### DryRun

Checks whether you have the required permissions for the action, without actually making the request, and provides an error response. If you have the required permissions, the error response is `DryRunOperation`. Otherwise, it is `UnauthorizedOperation`.

Type: Boolean

Required: No

#### Filter.N

The filters.

- `instance-id` - The ID of the instance.

Type: Array of [Filter](#) objects

Required: No

### **InstanceIds.N**

The instance IDs.

Default: Describes all your instances.

Constraints: Maximum 1000 explicitly specified instance IDs.

Type: Array of strings

Required: No

### **MaxResults**

The maximum number of items to return for this request. To get the next page of items, make another request with the token returned in the output. For more information, see [Pagination](#).

You cannot specify this parameter and the instance IDs parameter in the same call.

Type: Integer

Valid Range: Minimum value of 5. Maximum value of 1000.

Required: No

### **NextToken**

The token returned from a previous paginated request. Pagination continues from the end of the items returned by the previous request.

Type: String

Required: No

## **Response Elements**

The following elements are returned by the service.

## instanceCreditSpecificationSet

Information about the credit option for CPU usage of an instance.

Type: Array of [InstanceCreditSpecification](#) objects

## nextToken

The token to include in another request to get the next page of items. This value is null when there are no more items to return.

Type: String

## requestId

The ID of the request.

Type: String

## Errors

For information about the errors that are common to all actions, see [Common client error codes](#).

## Examples

### Example

This request describes the current credit option for CPU usage of the specified instance.

### Sample Request

```
https://ec2.amazonaws.com/?Action=DescribeInstanceCreditSpecifications
&InstanceId.1=i-1234567890abcdef0
&AUTHPARAMS
```

### Sample Response

```
<DescribeInstanceCreditSpecificationsResponse xmlns="http://ec2.amazonaws.com/doc/2016-11-15/">
  <requestId>1b234b5c-d6ef-7gh8-90i1-j2345678901</requestId>
  <instanceCreditSpecificationSet>
    <item>
```

```
<cpuCredits>unlimited</cpuCredits>
  <instanceId>i-1234567890abcdef0</instanceId>
</item>
</instanceCreditSpecificationSet>
</DescribeInstanceCreditSpecificationsResponse>
```

## See Also

For more information about using this API in one of the language-specific AWS SDKs, see the following:

- [AWS Command Line Interface](#)
- [AWS SDK for .NET](#)
- [AWS SDK for C++](#)
- [AWS SDK for Go v2](#)
- [AWS SDK for Java V2](#)
- [AWS SDK for JavaScript V3](#)
- [AWS SDK for PHP V3](#)
- [AWS SDK for Python](#)
- [AWS SDK for Ruby V3](#)

# DescribeInstanceEventNotificationAttributes

Describes the tag keys that are registered to appear in scheduled event notifications for resources in the current Region.

## Request Parameters

For more information about required and optional parameters that are common to all actions, see [Common Query Parameters](#).

### DryRun

Checks whether you have the required permissions for the action, without actually making the request, and provides an error response. If you have the required permissions, the error response is `DryRunOperation`. Otherwise, it is `UnauthorizedOperation`.

Type: Boolean

Required: No

## Response Elements

The following elements are returned by the service.

### instanceTagAttribute

Information about the registered tag keys.

Type: [InstanceTagNotificationAttribute](#) object

### requestId

The ID of the request.

Type: String

## Errors

For information about the errors that are common to all actions, see [Common client error codes](#).

## See Also

For more information about using this API in one of the language-specific AWS SDKs, see the following:

- [AWS Command Line Interface](#)
- [AWS SDK for .NET](#)
- [AWS SDK for C++](#)
- [AWS SDK for Go v2](#)
- [AWS SDK for Java V2](#)
- [AWS SDK for JavaScript V3](#)
- [AWS SDK for PHP V3](#)
- [AWS SDK for Python](#)
- [AWS SDK for Ruby V3](#)

# DescribeInstanceEventWindows

Describes the specified event windows or all event windows.

If you specify event window IDs, the output includes information for only the specified event windows. If you specify filters, the output includes information for only those event windows that meet the filter criteria. If you do not specify event windows IDs or filters, the output includes information for all event windows, which can affect performance. We recommend that you use pagination to ensure that the operation returns quickly and successfully.

For more information, see [Define event windows for scheduled events](#) in the *Amazon EC2 User Guide*.

## Request Parameters

The following parameters are for this specific action. For more information about required and optional parameters that are common to all actions, see [Common Query Parameters](#).

### DryRun

Checks whether you have the required permissions for the action, without actually making the request, and provides an error response. If you have the required permissions, the error response is `DryRunOperation`. Otherwise, it is `UnauthorizedOperation`.

Type: Boolean

Required: No

### Filter.N

One or more filters.

- `dedicated-host-id` - The event windows associated with the specified Dedicated Host ID.
- `event-window-name` - The event windows associated with the specified names.
- `instance-id` - The event windows associated with the specified instance ID.
- `instance-tag` - The event windows associated with the specified tag and value.
- `instance-tag-key` - The event windows associated with the specified tag key, regardless of the value.
- `instance-tag-value` - The event windows associated with the specified tag value, regardless of the key.

- `tag:<key>` - The key/value combination of a tag assigned to the event window. Use the tag key in the filter name and the tag value as the filter value. For example, to find all resources that have a tag with the key `Owner` and the value `CMX`, specify `tag:Owner` for the filter name and `CMX` for the filter value.
- `tag-key` - The key of a tag assigned to the event window. Use this filter to find all event windows that have a tag with a specific key, regardless of the tag value.
- `tag-value` - The value of a tag assigned to the event window. Use this filter to find all event windows that have a tag with a specific value, regardless of the tag key.

Type: Array of [Filter](#) objects

Required: No

### **InstanceEventWindowId.N**

The IDs of the event windows.

Type: Array of strings

Required: No

### **MaxResults**

The maximum number of results to return in a single call. To retrieve the remaining results, make another call with the returned `NextToken` value. This value can be between 20 and 500. You cannot specify this parameter and the event window IDs parameter in the same call.

Type: Integer

Valid Range: Minimum value of 20. Maximum value of 500.

Required: No

### **NextToken**

The token to request the next page of results.

Type: String

Required: No

## **Response Elements**

The following elements are returned by the service.



## instanceEventWindowSet

Information about the event windows.

Type: Array of [InstanceEventWindow](#) objects

## nextToken

The token to use to retrieve the next page of results. This value is null when there are no more results to return.

Type: String

## requestId

The ID of the request.

Type: String

## Errors

For information about the errors that are common to all actions, see [Common client error codes](#).

## See Also

For more information about using this API in one of the language-specific AWS SDKs, see the following:

- [AWS Command Line Interface](#)
- [AWS SDK for .NET](#)
- [AWS SDK for C++](#)
- [AWS SDK for Go v2](#)
- [AWS SDK for Java V2](#)
- [AWS SDK for JavaScript V3](#)
- [AWS SDK for PHP V3](#)
- [AWS SDK for Python](#)
- [AWS SDK for Ruby V3](#)

# DescribeInstances

Describes the specified instances or all instances.

If you specify instance IDs, the output includes information for only the specified instances. If you specify filters, the output includes information for only those instances that meet the filter criteria. If you do not specify instance IDs or filters, the output includes information for all instances, which can affect performance. We recommend that you use pagination to ensure that the operation returns quickly and successfully.

If you specify an instance ID that is not valid, an error is returned. If you specify an instance that you do not own, it is not included in the output.

Recently terminated instances might appear in the returned results. This interval is usually less than one hour.

If you describe instances in the rare case where an Availability Zone is experiencing a service disruption and you specify instance IDs that are in the affected zone, or do not specify any instance IDs at all, the call fails. If you describe instances and specify only instance IDs that are in an unaffected zone, the call works normally.

## Important

We strongly recommend using only paginated requests. Unpaginated requests are susceptible to throttling and timeouts.

## Note

The order of the elements in the response, including those within nested structures, might vary. Applications should not assume the elements appear in a particular order.

## Request Parameters

The following parameters are for this specific action. For more information about required and optional parameters that are common to all actions, see [Common Query Parameters](#).

## DryRun

Checks whether you have the required permissions for the action, without actually making the request, and provides an error response. If you have the required permissions, the error response is `DryRunOperation`. Otherwise, it is `UnauthorizedOperation`.

Type: Boolean

Required: No

## Filter.N

The filters.

- `affinity` - The affinity setting for an instance running on a Dedicated Host (default | host).
- `architecture` - The instance architecture (i386 | x86\_64 | arm64).
- `availability-zone` - The Availability Zone of the instance.
- `block-device-mapping.attach-time` - The attach time for an EBS volume mapped to the instance, for example, `2022-09-15T17:15:20.000Z`.
- `block-device-mapping.delete-on-termination` - A Boolean that indicates whether the EBS volume is deleted on instance termination.
- `block-device-mapping.device-name` - The device name specified in the block device mapping (for example, `/dev/sdh` or `xvdh`).
- `block-device-mapping.status` - The status for the EBS volume (attaching | attached | detaching | detached).
- `block-device-mapping.volume-id` - The volume ID of the EBS volume.
- `boot-mode` - The boot mode that was specified by the AMI (legacy-bios | uefi | uefi-preferred).
- `capacity-reservation-id` - The ID of the Capacity Reservation into which the instance was launched.
- `capacity-reservation-specification.capacity-reservation-preference` - The instance's Capacity Reservation preference (open | none).
- `capacity-reservation-specification.capacity-reservation-target.capacity-reservation-id` - The ID of the targeted Capacity Reservation.

- `capacity-reservation-specification.capacity-reservation-target.capacity-reservation-resource-group-arn` - The ARN of the targeted Capacity Reservation group.
- `client-token` - The idempotency token you provided when you launched the instance.
- `current-instance-boot-mode` - The boot mode that is used to launch the instance at launch or start (`legacy-bios` | `uefi`).
- `dns-name` - The public DNS name of the instance.
- `ebs-optimized` - A Boolean that indicates whether the instance is optimized for Amazon EBS I/O.
- `ena-support` - A Boolean that indicates whether the instance is enabled for enhanced networking with ENA.
- `enclave-options.enabled` - A Boolean that indicates whether the instance is enabled for AWS Nitro Enclaves.
- `hibernation-options.configured` - A Boolean that indicates whether the instance is enabled for hibernation. A value of `true` means that the instance is enabled for hibernation.
- `host-id` - The ID of the Dedicated Host on which the instance is running, if applicable.
- `hypervisor` - The hypervisor type of the instance (`ovm` | `xen`). The value `xen` is used for both Xen and Nitro hypervisors.
- `iam-instance-profile.arn` - The instance profile associated with the instance. Specified as an ARN.
- `iam-instance-profile.id` - The instance profile associated with the instance. Specified as an ID.
- `iam-instance-profile.name` - The instance profile associated with the instance. Specified as a name.
- `image-id` - The ID of the image used to launch the instance.
- `instance-id` - The ID of the instance.
- `instance-lifecycle` - Indicates whether this is a Spot Instance, a Scheduled Instance, or a Capacity Block (`spot` | `scheduled` | `capacity-block`).
- `instance-state-code` - The state of the instance, as a 16-bit unsigned integer. The high byte is used for internal purposes and should be ignored. The low byte is set based on the state represented. The valid values are: 0 (pending), 16 (running), 32 (shutting-down), 48 (terminated), 64 (stopping), and 80 (stopped).

- `instance-state-name` - The state of the instance (pending | running | shutting-down | terminated | stopping | stopped).
- `instance-type` - The type of instance (for example, `t2.micro`).
- `instance.group-id` - The ID of the security group for the instance.
- `instance.group-name` - The name of the security group for the instance.
- `ip-address` - The public IPv4 address of the instance.
- `ipv6-address` - The IPv6 address of the instance.
- `kernel-id` - The kernel ID.
- `key-name` - The name of the key pair used when the instance was launched.
- `launch-index` - When launching multiple instances, this is the index for the instance in the launch group (for example, 0, 1, 2, and so on).
- `launch-time` - The time when the instance was launched, in the ISO 8601 format in the UTC time zone (YYYY-MM-DDThh:mm:ss.sssZ), for example, `2021-09-29T11:04:43.305Z`. You can use a wildcard (\*), for example, `2021-09-29T*`, which matches an entire day.
- `maintenance-options.auto-recovery` - The current automatic recovery behavior of the instance (disabled | default).
- `metadata-options.http-endpoint` - The status of access to the HTTP metadata endpoint on your instance (enabled | disabled)
- `metadata-options.http-protocol-ipv4` - Indicates whether the IPv4 endpoint is enabled (disabled | enabled).
- `metadata-options.http-protocol-ipv6` - Indicates whether the IPv6 endpoint is enabled (disabled | enabled).
- `metadata-options.http-put-response-hop-limit` - The HTTP metadata request put response hop limit (integer, possible values 1 to 64)
- `metadata-options.http-tokens` - The metadata request authorization state (optional | required)
- `metadata-options.instance-metadata-tags` - The status of access to instance tags from the instance metadata (enabled | disabled)
- `metadata-options.state` - The state of the metadata option changes (pending | applied).
- `monitoring-state` - Indicates whether detailed monitoring is enabled (disabled | enabled).

- `network-interface.addresses.association.allocation-id` - The allocation ID.
- `network-interface.addresses.association.association-id` - The association ID.
- `network-interface.addresses.association.carrier-ip` - The carrier IP address.
- `network-interface.addresses.association.customer-owned-ip` - The customer-owned IP address.
- `network-interface.addresses.association.ip-owner-id` - The owner ID of the private IPv4 address associated with the network interface.
- `network-interface.addresses.association.public-dns-name` - The public DNS name.
- `network-interface.addresses.association.public-ip` - The ID of the association of an Elastic IP address (IPv4) with a network interface.
- `network-interface.addresses.primary` - Specifies whether the IPv4 address of the network interface is the primary private IPv4 address.
- `network-interface.addresses.private-dns-name` - The private DNS name.
- `network-interface.addresses.private-ip-address` - The private IPv4 address associated with the network interface.
- `network-interface.association.allocation-id` - The allocation ID returned when you allocated the Elastic IP address (IPv4) for your network interface.
- `network-interface.association.association-id` - The association ID returned when the network interface was associated with an IPv4 address.
- `network-interface.association.carrier-ip` - The customer-owned IP address.
- `network-interface.association.customer-owned-ip` - The customer-owned IP address.
- `network-interface.association.ip-owner-id` - The owner of the Elastic IP address (IPv4) associated with the network interface.
- `network-interface.association.public-dns-name` - The public DNS name.
- `network-interface.association.public-ip` - The address of the Elastic IP address (IPv4) bound to the network interface.
- `network-interface.attachment.attach-time` - The time that the network interface was attached to an instance.
- `network-interface.attachment.attachment-id` - The ID of the interface attachment.

- `network-interface.attachment.delete-on-termination` - Specifies whether the attachment is deleted when an instance is terminated.
- `network-interface.attachment.device-index` - The device index to which the network interface is attached.
- `network-interface.attachment.instance-id` - The ID of the instance to which the network interface is attached.
- `network-interface.attachment.instance-owner-id` - The owner ID of the instance to which the network interface is attached.
- `network-interface.attachment.network-card-index` - The index of the network card.
- `network-interface.attachment.status` - The status of the attachment (attaching | attached | detaching | detached).
- `network-interface.availability-zone` - The Availability Zone for the network interface.
- `network-interface.deny-all-igw-traffic` - A Boolean that indicates whether a network interface with an IPv6 address is unreachable from the public internet.
- `network-interface.description` - The description of the network interface.
- `network-interface.group-id` - The ID of a security group associated with the network interface.
- `network-interface.group-name` - The name of a security group associated with the network interface.
- `network-interface.ipv4-prefixes.ipv4-prefix` - The IPv4 prefixes that are assigned to the network interface.
- `network-interface.ipv6-address` - The IPv6 address associated with the network interface.
- `network-interface.ipv6-addresses.ipv6-address` - The IPv6 address associated with the network interface.
- `network-interface.ipv6-addresses.is-primary-ipv6` - A Boolean that indicates whether this is the primary IPv6 address.
- `network-interface.ipv6-native` - A Boolean that indicates whether this is an IPv6 only network interface.
- `network-interface.ipv6-prefixes.ipv6-prefix` - The IPv6 prefix assigned to the network interface.

- `network-interface.mac-address` - The MAC address of the network interface.
- `network-interface.network-interface-id` - The ID of the network interface.
- `network-interface.outpost-arn` - The ARN of the Outpost.
- `network-interface.owner-id` - The ID of the owner of the network interface.
- `network-interface.private-dns-name` - The private DNS name of the network interface.
- `network-interface.private-ip-address` - The private IPv4 address.
- `network-interface.public-dns-name` - The public DNS name.
- `network-interface.requester-id` - The requester ID for the network interface.
- `network-interface.requester-managed` - Indicates whether the network interface is being managed by AWS.
- `network-interface.status` - The status of the network interface (`available` | `in-use`).
- `network-interface.source-dest-check` - Whether the network interface performs source/destination checking. A value of `true` means that checking is enabled, and `false` means that checking is disabled. The value must be `false` for the network interface to perform network address translation (NAT) in your VPC.
- `network-interface.subnet-id` - The ID of the subnet for the network interface.
- `network-interface.tag-key` - The key of a tag assigned to the network interface.
- `network-interface.tag-value` - The value of a tag assigned to the network interface.
- `network-interface.vpc-id` - The ID of the VPC for the network interface.
- `outpost-arn` - The Amazon Resource Name (ARN) of the Outpost.
- `owner-id` - The AWS account ID of the instance owner.
- `placement-group-name` - The name of the placement group for the instance.
- `placement-partition-number` - The partition in which the instance is located.
- `platform` - The platform. To list only Windows instances, use `windows`.
- `platform-details` - The platform (`Linux/UNIX` | `Red Hat BYOL Linux` | `Red Hat Enterprise Linux` | `Red Hat Enterprise Linux with HA` | `Red Hat Enterprise Linux with SQL Server Standard and HA` | `Red Hat Enterprise Linux with SQL Server Enterprise and HA` | `Red Hat Enterprise Linux with SQL Server Standard` | `Red Hat Enterprise Linux with SQL Server Web` | `Red Hat`



Enterprise Linux with SQL Server Enterprise | SQL Server Enterprise | SQL Server Standard | SQL Server Web | SUSE Linux | Ubuntu Pro | Windows | Windows BYOL | Windows with SQL Server Enterprise | Windows with SQL Server Standard | Windows with SQL Server Web).

- `private-dns-name` - The private IPv4 DNS name of the instance.
- `private-dns-name-options.enable-resource-name-dns-a-record` - A Boolean that indicates whether to respond to DNS queries for instance hostnames with DNS A records.
- `private-dns-name-options.enable-resource-name-dns-aaaa-record` - A Boolean that indicates whether to respond to DNS queries for instance hostnames with DNS AAAA records.
- `private-dns-name-options.hostname-type` - The type of hostname (`ip-name` | `resource-name`).
- `private-ip-address` - The private IPv4 address of the instance. This can only be used to filter by the primary IP address of the network interface attached to the instance. To filter by additional IP addresses assigned to the network interface, use the filter `network-interface.addresses.private-ip-address`.
- `product-code` - The product code associated with the AMI used to launch the instance.
- `product-code.type` - The type of product code (`devpay` | `marketplace`).
- `ramdisk-id` - The RAM disk ID.
- `reason` - The reason for the current state of the instance (for example, shows "User Initiated [date]" when you stop or terminate the instance). Similar to the `state-reason-code` filter.
- `requester-id` - The ID of the entity that launched the instance on your behalf (for example, AWS Management Console, Auto Scaling, and so on).
- `reservation-id` - The ID of the instance's reservation. A reservation ID is created any time you launch an instance. A reservation ID has a one-to-one relationship with an instance launch request, but can be associated with more than one instance if you launch multiple instances using the same launch request. For example, if you launch one instance, you get one reservation ID. If you launch ten instances using the same launch request, you also get one reservation ID.
- `root-device-name` - The device name of the root device volume (for example, `/dev/sda1`).
- `root-device-type` - The type of the root device volume (`ebs` | `instance-store`).
- `source-dest-check` - Indicates whether the instance performs source/destination checking. A value of `true` means that checking is enabled, and `false` means that checking is

disabled. The value must be false for the instance to perform network address translation (NAT) in your VPC.

- `spot-instance-request-id` - The ID of the Spot Instance request.
- `state-reason-code` - The reason code for the state change.
- `state-reason-message` - A message that describes the state change.
- `subnet-id` - The ID of the subnet for the instance.
- `tag:<key>` - The key/value combination of a tag assigned to the resource. Use the tag key in the filter name and the tag value as the filter value. For example, to find all resources that have a tag with the key `Owner` and the value `TeamA`, specify `tag:Owner` for the filter name and `TeamA` for the filter value.
- `tag-key` - The key of a tag assigned to the resource. Use this filter to find all resources that have a tag with a specific key, regardless of the tag value.
- `tenancy` - The tenancy of an instance (`dedicated` | `default` | `host`).
- `tpm-support` - Indicates if the instance is configured for NitroTPM support (`v2.0`).
- `usage-operation` - The usage operation value for the instance (`RunInstances` | `RunInstances:00g0` | `RunInstances:0010` | `RunInstances:1010` | `RunInstances:1014` | `RunInstances:1110` | `RunInstances:0014` | `RunInstances:0210` | `RunInstances:0110` | `RunInstances:0100` | `RunInstances:0004` | `RunInstances:0200` | `RunInstances:000g` | `RunInstances:0g00` | `RunInstances:0002` | `RunInstances:0800` | `RunInstances:0102` | `RunInstances:0006` | `RunInstances:0202`).
- `usage-operation-update-time` - The time that the usage operation was last updated, for example, `2022-09-15T17:15:20.000Z`.
- `virtualization-type` - The virtualization type of the instance (`paravirtual` | `hvm`).
- `vpc-id` - The ID of the VPC that the instance is running in.

Type: Array of [Filter](#) objects

Required: No

## InstanceIds.N

The instance IDs.

Default: Describes all your instances.

Type: Array of strings

Required: No

### **MaxResults**

The maximum number of items to return for this request. To get the next page of items, make another request with the token returned in the output. For more information, see [Pagination](#).

You cannot specify this parameter and the instance IDs parameter in the same request.

Type: Integer

Required: No

### **NextToken**

The token returned from a previous paginated request. Pagination continues from the end of the items returned by the previous request.

Type: String

Required: No

## **Response Elements**

The following elements are returned by the service.

### **nextToken**

The token to include in another request to get the next page of items. This value is null when there are no more items to return.

Type: String

### **requestId**

The ID of the request.

Type: String

### **reservationSet**

Information about the reservations.

Type: Array of [Reservation](#) objects

## Errors

For information about the errors that are common to all actions, see [Common client error codes](#).

## Examples

### Example 1: Describe all instances

This example describes all instances owned by your AWS account in the current Region. It uses pagination. The first example request gets the first page of results. The second example request uses the token returned by the previous request. Continue until there are no more results.

#### Sample Request

```
https://ec2.amazonaws.com/?Action=DescribeInstances
&MaxResults=10
&AUTHPARAMS
```

#### Sample Request

```
https://ec2.amazonaws.com/?Action=DescribeInstances
&MaxResults=10
&NextToken=eyJ0ZXh0VG9rZW4iOiBudWxsLCAiYm90b190cnVuY2F0ZV9hbW91bnQiEXAMPLE=
&AUTHPARAMS
```

### Example 2: Describe an instance

This example describes the specified instance.

#### Sample Request

```
https://ec2.amazonaws.com/?Action=DescribeInstances
&InstanceId.1=i-1234567890abcdef0
&AUTHPARAMS
```

#### Sample Response

```
<DescribeInstancesResponse xmlns="http://ec2.amazonaws.com/doc/2016-11-15/">
  <requestId>8f7724cf-496f-496e-8fe3-example</requestId>
  <reservationSet>
    <item>
      <reservationId>r-1234567890abcdef0</reservationId>
```

```
<ownerId>123456789012</ownerId>
<groupSet/>
<instancesSet>
  <item>
    <instanceId>i-1234567890abcdef0</instanceId>
    <imageId>ami-bff32ccc</imageId>
    <instanceState>
      <code>16</code>
      <name>running</name>
    </instanceState>
    <privateDnsName>ip-192-168-1-88.eu-west-1.compute.internal</
privateDnsName>
    <dnsName>ec2-54-194-252-215.eu-west-1.compute.amazonaws.com</
dnsName>
    <reason/>
    <keyName>my_keypair</keyName>
    <amiLaunchIndex>0</amiLaunchIndex>
    <productCodes/>
    <instanceType>t2.micro</instanceType>
    <launchTime>2018-05-08T16:46:19.000Z</launchTime>
    <placement>
      <availabilityZone>eu-west-1c</availabilityZone>
      <groupName/>
      <tenancy>default</tenancy>
    </placement>
    <monitoring>
      <state>disabled</state>
    </monitoring>
    <subnetId>subnet-56f5f633</subnetId>
    <vpcId>vpc-11112222</vpcId>
    <privateIpAddress>192.168.1.88</privateIpAddress>
    <ipAddress>54.194.252.215</ipAddress>
    <sourceDestCheck>true</sourceDestCheck>
    <groupSet>
      <item>
        <groupId>sg-e4076980</groupId>
        <groupName>SecurityGroup1</groupName>
      </item>
    </groupSet>
    <architecture>x86_64</architecture>
    <rootDeviceType>ebs</rootDeviceType>
    <rootDeviceName>/dev/xvda</rootDeviceName>
    <blockDeviceMapping>
      <item>
```

```

        <deviceName>/dev/xvda</deviceName>
        <ebs>
            <volumeId>vol-1234567890abcdef0</volumeId>
            <status>attached</status>
            <attachTime>2015-12-22T10:44:09.000Z</attachTime>
            <deleteOnTermination>true</deleteOnTermination>
        </ebs>
    </item>
</blockDeviceMapping>
<virtualizationType>hvm</virtualizationType>
<clientToken>xMcwG14507example</clientToken>
<tagSet>
    <item>
        <key>Name</key>
        <value>Server_1</value>
    </item>
</tagSet>
<hypervisor>xen</hypervisor>
<networkInterfaceSet>
    <item>
        <networkInterfaceId>eni-551ba033</networkInterfaceId>
        <subnetId>subnet-56f5f633</subnetId>
        <vpcId>vpc-11112222</vpcId>
        <description>Primary network interface</description>
        <ownerId>123456789012</ownerId>
        <status>in-use</status>
        <macAddress>02:dd:2c:5e:01:69</macAddress>
        <privateIpAddress>192.168.1.88</privateIpAddress>
        <privateDnsName>ip-192-168-1-88.eu-
west-1.compute.internal</privateDnsName>
        <sourceDestCheck>true</sourceDestCheck>
        <groupSet>
            <item>
                <groupId>sg-e4076980</groupId>
                <groupName>SecurityGroup1</groupName>
            </item>
        </groupSet>
        <attachment>
            <attachmentId>eni-attach-39697adc</attachmentId>
            <deviceIndex>0</deviceIndex>
            <status>attached</status>
            <attachTime>2018-05-08T16:46:19.000Z</attachTime>
            <deleteOnTermination>true</deleteOnTermination>
        </attachment>
    </item>
</networkInterfaceSet>

```

```

        <association>
            <publicIp>54.194.252.215</publicIp>
            <publicDnsName>ec2-54-194-252-215.eu-
west-1.compute.amazonaws.com</publicDnsName>
            <ipOwnerId>amazon</ipOwnerId>
        </association>
        <privateIpAddressesSet>
            <item>
                <privateIpAddress>192.168.1.88</privateIpAddress>
                <privateDnsName>ip-192-168-1-88.eu-
west-1.compute.internal</privateDnsName>
                <primary>true</primary>
                <association>
                    <publicIp>54.194.252.215</publicIp>
                    <publicDnsName>ec2-54-194-252-215.eu-
west-1.compute.amazonaws.com</publicDnsName>
                    <ipOwnerId>amazon</ipOwnerId>
                </association>
            </item>
        </privateIpAddressesSet>
        <ipv6AddressesSet>
            <item>
                <ipv6Address>2001:db8:1234:1a2b::123</ipv6Address>
            </item>
        </ipv6AddressesSet>
    </networkInterfaceSet>
    <iamInstanceProfile>
        <arn>arn:aws:iam::123456789012:instance-profile/AdminRole</arn>
        <id>ABCAJEDNCAA64SSD123AB</id>
    </iamInstanceProfile>
    <ebsOptimized>>false</ebsOptimized>
    <cpuOptions>
        <coreCount>1</coreCount>
        <threadsPerCore>1</threadsPerCore>
    </cpuOptions>
</item>
</instancesSet>
</item>
</reservationSet>
</DescribeInstancesResponse>

```

### Example 3: Filter by instance type

This example describes only the instances that have the `m1.small` or `m1.large` instance type and an attached Amazon EBS volume to be deleted on termination.

#### Sample Request

```
https://ec2.amazonaws.com/?Action=DescribeInstances
&Filter.1.Name=instance-type
&Filter.1.Value.1=m1.small
&Filter.1.Value.2=m1.large
&Filter.2.Name=block-device-mapping.status
&Filter.2.Value.1=attached
&Filter.3.Name=block-device-mapping.delete-on-termination
&Filter.3.Value.1=true
&AUTHPARAMS
```

### Example 4: Filter by VPC

This example describes all instances that are running in the specified VPC.

#### Sample Request

```
https://ec2.amazonaws.com/?Action=DescribeInstances
&Filter.1.Name=vpc-id
&Filter.1.Value.1=*
&AUTHPARAMS
```

### Example 5: Filter by tag key

This example describes any instances that have a tag with the key `Owner`, regardless of the value of the tag.

#### Sample Request

```
https://ec2.amazonaws.com/?Action=DescribeInstances
&Filter.1.Name=tag-key
&Filter.1.Value.1=Owner
&AUTHPARAMS
```



## Example 6: Filter by tag key and value

This example lists only the instances that have a tag with the key `Owner` and the value `DbAdmin`.

### Sample Request

```
https://ec2.amazonaws.com/?Action=DescribeInstances
&Filter.1.Name=tag:Owner
&Filter.1.Value.1=DbAdmin
&AUTHPARAMS
```

## Example 7: Filter by placement group

This example describes any instances that are in the placement group with the name `HDFS-Group-A`.

### Sample Request

```
https://ec2.amazonaws.com/?Action=DescribeInstances
&Filter.1.Name=placement-group-name
&Filter.1.Value=HDFS-Group-A
&AUTHPARAMS
```

## Example 8: Filter by placement group partition

This example describes only the instances that are in partition 2 of the placement group with the name `HDFS-Group-A`.

### Sample Request

```
https://ec2.amazonaws.com/?Action=DescribeInstances
&Filter.1.Name=placement-group-name
&Filter.1.Value=HDFS-Group-A
&Filter.2.Name=placement-partition-number
&Filter.2.Value=2
&AUTHPARAMS
```

## Example 9: Filter by metadata authentication

The following example displays details about your instances that are not using any token header authentication requirement to access instance metadata. The response is truncated to show only the relevant pieces.

## Sample Request

```
https://ec2.amazonaws.com/?Action=DescribeInstances
&Filter.Name=metadata-options.http-tokens
&Filter.Values=optional
&AUTHPARAMS
```

## Sample Response

```
<DescribeInstances xmlns="http://ec2.amazonaws.com/doc/2016-11-15/">
  <instanceId>i-1234567890abcdef0</instanceId>
  <MetadataOptions>
    <state>applied</state>
    <HttpTokens>optional</HttpTokens>
    <HttpPutResponseHopLimit>1</HttpPutResponseHopLimit>
    <HttpEndpoint>enabled</HttpEndpoint>
  </MetadataOptions>
</DescribeInstances>
```

## See Also

For more information about using this API in one of the language-specific AWS SDKs, see the following:

- [AWS Command Line Interface](#)
- [AWS SDK for .NET](#)
- [AWS SDK for C++](#)
- [AWS SDK for Go v2](#)
- [AWS SDK for Java V2](#)
- [AWS SDK for JavaScript V3](#)
- [AWS SDK for PHP V3](#)
- [AWS SDK for Python](#)
- [AWS SDK for Ruby V3](#)

# DescribeInstanceStatus

Describes the status of the specified instances or all of your instances. By default, only running instances are described, unless you specifically indicate to return the status of all instances.

Instance status includes the following components:

- **Status checks** - Amazon EC2 performs status checks on running EC2 instances to identify hardware and software issues. For more information, see [Status checks for your instances](#) and [Troubleshoot instances with failed status checks](#) in the *Amazon EC2 User Guide*.
- **Scheduled events** - Amazon EC2 can schedule events (such as reboot, stop, or terminate) for your instances related to hardware issues, software updates, or system maintenance. For more information, see [Scheduled events for your instances](#) in the *Amazon EC2 User Guide*.
- **Instance state** - You can manage your instances from the moment you launch them through their termination. For more information, see [Instance lifecycle](#) in the *Amazon EC2 User Guide*.

## Note

The order of the elements in the response, including those within nested structures, might vary. Applications should not assume the elements appear in a particular order.

## Request Parameters

The following parameters are for this specific action. For more information about required and optional parameters that are common to all actions, see [Common Query Parameters](#).

### DryRun

Checks whether you have the required permissions for the action, without actually making the request, and provides an error response. If you have the required permissions, the error response is `DryRunOperation`. Otherwise, it is `UnauthorizedOperation`.

Type: Boolean

Required: No

### Filter.N

The filters.

- `availability-zone` - The Availability Zone of the instance.
- `event.code` - The code for the scheduled event (`instance-reboot` | `system-reboot` | `system-maintenance` | `instance-retirement` | `instance-stop`).
- `event.description` - A description of the event.
- `event.instance-event-id` - The ID of the event whose date and time you are modifying.
- `event.not-after` - The latest end time for the scheduled event (for example, `2014-09-15T17:15:20.000Z`).
- `event.not-before` - The earliest start time for the scheduled event (for example, `2014-09-15T17:15:20.000Z`).
- `event.not-before-deadline` - The deadline for starting the event (for example, `2014-09-15T17:15:20.000Z`).
- `instance-state-code` - The code for the instance state, as a 16-bit unsigned integer. The high byte is used for internal purposes and should be ignored. The low byte is set based on the state represented. The valid values are 0 (pending), 16 (running), 32 (shutting-down), 48 (terminated), 64 (stopping), and 80 (stopped).
- `instance-state-name` - The state of the instance (`pending` | `running` | `shutting-down` | `terminated` | `stopping` | `stopped`).
- `instance-status.reachability` - Filters on instance status where the name is `reachability` (`passed` | `failed` | `initializing` | `insufficient-data`).
- `instance-status.status` - The status of the instance (`ok` | `impaired` | `initializing` | `insufficient-data` | `not-applicable`).
- `system-status.reachability` - Filters on system status where the name is `reachability` (`passed` | `failed` | `initializing` | `insufficient-data`).
- `system-status.status` - The system status of the instance (`ok` | `impaired` | `initializing` | `insufficient-data` | `not-applicable`).
- `attached-ebs-status.status` - The status of the attached EBS volume for the instance (`ok` | `impaired` | `initializing` | `insufficient-data` | `not-applicable`).

Type: Array of [Filter](#) objects

Required: No

### **IncludeAllInstances**

When `true`, includes the health status for all instances. When `false`, includes the health status for running instances only.

Default: false

Type: Boolean

Required: No

### **InstanceId.N**

The instance IDs.

Default: Describes all your instances.

Constraints: Maximum 100 explicitly specified instance IDs.

Type: Array of strings

Required: No

### **MaxResults**

The maximum number of items to return for this request. To get the next page of items, make another request with the token returned in the output. For more information, see [Pagination](#).

You cannot specify this parameter and the instance IDs parameter in the same request.

Type: Integer

Required: No

### **NextToken**

The token returned from a previous paginated request. Pagination continues from the end of the items returned by the previous request.

Type: String

Required: No

## **Response Elements**

The following elements are returned by the service.

### **instanceStatusSet**

Information about the status of the instances.

Type: Array of [InstanceStatus](#) objects

### **nextToken**

The token to include in another request to get the next page of items. This value is null when there are no more items to return.

Type: String

### **requestId**

The ID of the request.

Type: String

## **Errors**

For information about the errors that are common to all actions, see [Common client error codes](#).

## **Examples**

### **Example 1**

This example returns instance status descriptions for all running instances.

#### **Sample Request**

```
https://ec2.amazonaws.com/?  
Action=DescribeInstanceStatus  
&AUTHPARAMS
```

### **Example 2**

This example returns instance status descriptions for the specified instances.

#### **Sample Request**

```
https://ec2.amazonaws.com/?  
Action=DescribeInstanceStatus  
&InstanceId.1=i-1234567890abcdef0  
&InstanceId.2=i-0598c7d356eba48d7  
&AUTHPARAMS
```

## Example 3

This example returns instance status descriptions for all instances specified by supported DescribeInstanceStatus filters.

### Sample Request

```
https://ec2.amazonaws.com/?
Action=DescribeInstanceStatus
&Filter.1.Name=system-status.reachability
&Filter.1.Value.failed
&AUTHPARAMS
```

### Sample Response

```
<DescribeInstanceStatusResponse xmlns="http://ec2.amazonaws.com/doc/2016-11-15/">
  <requestId>3be1508e-c444-4fef-89cc-0b1223c4f02fEXAMPLE</requestId>
  <instanceStatusSet>
    <item>
      <instanceId>i-1234567890abcdef0</instanceId>
      <availabilityZone>us-east-1d</availabilityZone>
      <instanceState>
        <code>16</code>
        <name>running</name>
      </instanceState>
      <systemStatus>
        <status>impaired</status>
        <details>
          <item>
            <name>reachability</name>
            <status>failed</status>
            <impairedSince>YYYY-MM-DDTHH:MM:SS.000Z</impairedSince>
          </item>
        </details>
      </systemStatus>
      <instanceStatus>
        <status>impaired</status>
        <details>
          <item>
            <name>reachability</name>
            <status>failed</status>
            <impairedSince>YYYY-MM-DDTHH:MM:SS.000Z</impairedSince>
          </item>
        </details>
      </instanceStatus>
    </item>
  </instanceStatusSet>
</DescribeInstanceStatusResponse>
```

```
        </details>
    </instanceStatus>
    <eventsSet>
        <item>
            <code>instance-retirement</code>
            <description>The instance is running on degraded hardware</description>
            <notBefore>YYYY-MM-DDTHH:MM:SS+0000</notBefore>
            <notAfter>YYYY-MM-DDTHH:MM:SS+0000</notAfter>
        </item>
    </eventsSet>
</item>
<item>
    <instanceId>i-0598c7d356eba48d7</instanceId>
    <availabilityZone>us-east-1d</availabilityZone>
    <instanceState>
        <code>16</code>
        <name>running</name>
    </instanceState>
    <systemStatus>
        <status>ok</status>
        <details>
            <item>
                <name>reachability</name>
                <status>passed</status>
            </item>
        </details>
    </systemStatus>
    <instanceStatus>
        <status>ok</status>
        <details>
            <item>
                <name>reachability</name>
                <status>passed</status>
            </item>
        </details>
    </instanceStatus>
    <eventsSet>
        <item>
            <code>instance-reboot</code>
            <description>The instance is scheduled for a reboot</description>
            <notBefore>YYYY-MM-DDTHH:MM:SS+0000</notBefore>
            <notAfter>YYYY-MM-DDTHH:MM:SS+0000</notAfter>
        </item>
    </eventsSet>
```



```
</item>
<item>
  <instanceId>i-0987654321abcdef0</instanceId>
  <availabilityZone>us-east-1d</availabilityZone>
  <instanceState>
    <code>16</code>
    <name>running</name>
  </instanceState>
  <systemStatus>
    <status>ok</status>
    <details>
      <item>
        <name>reachability</name>
        <status>passed</status>
      </item>
    </details>
  </systemStatus>
  <instanceStatus>
    <status>ok</status>
    <details>
      <item>
        <name>reachability</name>
        <status>passed</status>
      </item>
    </details>
  </instanceStatus>
</item>
<item>
  <instanceId>i-0598c7d356eba48d8</instanceId>
  <availabilityZone>us-east-1d</availabilityZone>
  <instanceState>
    <code>16</code>
    <name>running</name>
  </instanceState>
  <systemStatus>
    <status>ok</status>
    <details>
      <item>
        <name>reachability</name>
        <status>passed</status>
      </item>
    </details>
  </systemStatus>
  <instanceStatus>
```

```
        <status>insufficient-data</status>
        <details>
            <item>
                <name>reachability</name>
                <status>insufficient-data</status>
            </item>
        </details>
    </instanceStatus>
</item>
</instanceStatusSet>
</DescribeInstanceStatusResponse>
```

## See Also

For more information about using this API in one of the language-specific AWS SDKs, see the following:

- [AWS Command Line Interface](#)
- [AWS SDK for .NET](#)
- [AWS SDK for C++](#)
- [AWS SDK for Go v2](#)
- [AWS SDK for Java V2](#)
- [AWS SDK for JavaScript V3](#)
- [AWS SDK for PHP V3](#)
- [AWS SDK for Python](#)
- [AWS SDK for Ruby V3](#)

# DescribeInstanceTopology

Describes a tree-based hierarchy that represents the physical host placement of your EC2 instances within an Availability Zone or Local Zone. You can use this information to determine the relative proximity of your EC2 instances within the AWS network to support your tightly coupled workloads.

## Limitations

- Supported zones
  - Availability Zone
  - Local Zone
- Supported instance types
  - hpc6a.48xlarge | hpc6id.32xlarge | hpc7a.12xlarge | hpc7a.24xlarge | hpc7a.48xlarge | hpc7a.96xlarge | hpc7g.4xlarge | hpc7g.8xlarge | hpc7g.16xlarge
  - p3dn.24xlarge | p4d.24xlarge | p4de.24xlarge | p5.48xlarge
  - trn1.2xlarge | trn1.32xlarge | trn1n.32xlarge

For more information, see [Amazon EC2 instance topology](#) in the *Amazon EC2 User Guide*.

## Request Parameters

The following parameters are for this specific action. For more information about required and optional parameters that are common to all actions, see [Common Query Parameters](#).

### DryRun

Checks whether you have the required permissions for the action, without actually making the request, and provides an error response. If you have the required permissions, the error response is `DryRunOperation`. Otherwise, it is `UnauthorizedOperation`.

Type: Boolean

Required: No

### Filter.N

The filters.

- `availability-zone` - The name of the Availability Zone (for example, `us-west-2a`) or Local Zone (for example, `us-west-2-lax-1b`) that the instance is in.
- `instance-type` - The instance type (for example, `p4d.24xlarge`) or instance family (for example, `p4d*`). You can use the `*` wildcard to match zero or more characters, or the `?` wildcard to match zero or one character.
- `zone-id` - The ID of the Availability Zone (for example, `usw2-az2`) or Local Zone (for example, `usw2-lax1-az1`) that the instance is in.

Type: Array of [Filter](#) objects

Required: No

### **GroupName.N**

The name of the placement group that each instance is in.

Constraints: Maximum 100 explicitly specified placement group names.

Type: Array of strings

Required: No

### **InstanceId.N**

The instance IDs.

Default: Describes all your instances.

Constraints: Maximum 100 explicitly specified instance IDs.

Type: Array of strings

Required: No

### **MaxResults**

The maximum number of items to return for this request. To get the next page of items, make another request with the token returned in the output. For more information, see [Pagination](#).

You can't specify this parameter and the instance IDs parameter in the same request.

Default: 20

Type: Integer

Valid Range: Minimum value of 1. Maximum value of 100.

Required: No

### **NextToken**

The token returned from a previous paginated request. Pagination continues from the end of the items returned by the previous request.

Type: String

Required: No

## **Response Elements**

The following elements are returned by the service.

### **instanceSet**

Information about the topology of each instance.

Type: Array of [InstanceTopology](#) objects

### **nextToken**

The token to include in another request to get the next page of items. This value is null when there are no more items to return.

Type: String

### **requestId**

The ID of the request.

Type: String

## **Errors**

For information about the errors that are common to all actions, see [Common client error codes](#).

## **See Also**

For more information about using this API in one of the language-specific AWS SDKs, see the following:

- [AWS Command Line Interface](#)
- [AWS SDK for .NET](#)
- [AWS SDK for C++](#)
- [AWS SDK for Go v2](#)
- [AWS SDK for Java V2](#)
- [AWS SDK for JavaScript V3](#)
- [AWS SDK for PHP V3](#)
- [AWS SDK for Python](#)
- [AWS SDK for Ruby V3](#)

# DescribeInstanceTypeOfferings

Lists the instance types that are offered for the specified location. If no location is specified, the default is to list the instance types that are offered in the current Region.

## Request Parameters

The following parameters are for this specific action. For more information about required and optional parameters that are common to all actions, see [Common Query Parameters](#).

### DryRun

Checks whether you have the required permissions for the action, without actually making the request, and provides an error response. If you have the required permissions, the error response is `DryRunOperation`. Otherwise, it is `UnauthorizedOperation`.

Type: Boolean

Required: No

### Filter.N

One or more filters. Filter names and values are case-sensitive.

- `instance-type` - The instance type. For a list of possible values, see [Instance](#).
- `location` - The location. For a list of possible identifiers, see [Regions and Zones](#).

Type: Array of [Filter](#) objects

Required: No

### LocationType

The location type.

- `availability-zone` - The Availability Zone. When you specify a location filter, it must be an Availability Zone for the current Region.
- `availability-zone-id` - The AZ ID. When you specify a location filter, it must be an AZ ID for the current Region.
- `outpost` - The Outpost ARN. When you specify a location filter, it must be an Outpost ARN for the current Region.

- **region** - The current Region. If you specify a location filter, it must match the current Region.

Type: String

Valid Values: `region` | `availability-zone` | `availability-zone-id` | `outpost`

Required: No

### MaxResults

The maximum number of items to return for this request. To get the next page of items, make another request with the token returned in the output. For more information, see [Pagination](#).

Type: Integer

Valid Range: Minimum value of 5. Maximum value of 1000.

Required: No

### NextToken

The token returned from a previous paginated request. Pagination continues from the end of the items returned by the previous request.

Type: String

Required: No

## Response Elements

The following elements are returned by the service.

### instanceTypeOfferingSet

The instance types offered in the location.

Type: Array of [InstanceTypeOffering](#) objects

### nextToken

The token to include in another request to get the next page of items. This value is `null` when there are no more items to return.



Type: String

### **requestId**

The ID of the request.

Type: String

## **Errors**

For information about the errors that are common to all actions, see [Common client error codes](#).

## **See Also**

For more information about using this API in one of the language-specific AWS SDKs, see the following:

- [AWS Command Line Interface](#)
- [AWS SDK for .NET](#)
- [AWS SDK for C++](#)
- [AWS SDK for Go v2](#)
- [AWS SDK for Java V2](#)
- [AWS SDK for JavaScript V3](#)
- [AWS SDK for PHP V3](#)
- [AWS SDK for Python](#)
- [AWS SDK for Ruby V3](#)

# DescribeInstanceTypes

Describes the specified instance types. By default, all instance types for the current Region are described. Alternatively, you can filter the results.

## Request Parameters

The following parameters are for this specific action. For more information about required and optional parameters that are common to all actions, see [Common Query Parameters](#).

### DryRun

Checks whether you have the required permissions for the action, without actually making the request, and provides an error response. If you have the required permissions, the error response is `DryRunOperation`. Otherwise, it is `UnauthorizedOperation`.

Type: Boolean

Required: No

### Filter.N

One or more filters. Filter names and values are case-sensitive.

- `auto-recovery-supported` - Indicates whether Amazon CloudWatch action based recovery is supported (`true` | `false`).
- `bare-metal` - Indicates whether it is a bare metal instance type (`true` | `false`).
- `burstable-performance-supported` - Indicates whether the instance type is a burstable performance T instance type (`true` | `false`).
- `current-generation` - Indicates whether this instance type is the latest generation instance type of an instance family (`true` | `false`).
- `ebs-info.ebs-optimized-info.baseline-bandwidth-in-mbps` - The baseline bandwidth performance for an EBS-optimized instance type, in Mbps.
- `ebs-info.ebs-optimized-info.baseline-iops` - The baseline input/output storage operations per second for an EBS-optimized instance type.
- `ebs-info.ebs-optimized-info.baseline-throughput-in-mbps` - The baseline throughput performance for an EBS-optimized instance type, in MB/s.
- `ebs-info.ebs-optimized-info.maximum-bandwidth-in-mbps` - The maximum bandwidth performance for an EBS-optimized instance type, in Mbps.

- `ebs-info.ebs-optimized-info.maximum-iops` - The maximum input/output storage operations per second for an EBS-optimized instance type.
- `ebs-info.ebs-optimized-info.maximum-throughput-in-mbps` - The maximum throughput performance for an EBS-optimized instance type, in MB/s.
- `ebs-info.ebs-optimized-support` - Indicates whether the instance type is EBS-optimized (supported | unsupported | default).
- `ebs-info.encryption-support` - Indicates whether EBS encryption is supported (supported | unsupported).
- `ebs-info.nvme-support` - Indicates whether non-volatile memory express (NVMe) is supported for EBS volumes (required | supported | unsupported).
- `free-tier-eligible` - Indicates whether the instance type is eligible to use in the free tier (true | false).
- `hibernation-supported` - Indicates whether On-Demand hibernation is supported (true | false).
- `hypervisor` - The hypervisor (nitro | xen).
- `instance-storage-info.disk.count` - The number of local disks.
- `instance-storage-info.disk.size-in-gb` - The storage size of each instance storage disk, in GB.
- `instance-storage-info.disk.type` - The storage technology for the local instance storage disks (hdd | ssd).
- `instance-storage-info.encryption-support` - Indicates whether data is encrypted at rest (required | supported | unsupported).
- `instance-storage-info.nvme-support` - Indicates whether non-volatile memory express (NVMe) is supported for instance store (required | supported | unsupported).
- `instance-storage-info.total-size-in-gb` - The total amount of storage available from all local instance storage, in GB.
- `instance-storage-supported` - Indicates whether the instance type has local instance storage (true | false).
- `instance-type` - The instance type (for example `c5.2xlarge` or `c5*`).
- `memory-info.size-in-mib` - The memory size.
- `network-info.efa-info.maximum-efa-interfaces` - The maximum number of Elastic Fabric Adapters (EFAs) per instance.

- `network-info.efa-supported` - Indicates whether the instance type supports Elastic Fabric Adapter (EFA) (`true` | `false`).
- `network-info.ena-support` - Indicates whether Elastic Network Adapter (ENA) is supported or required (`required` | `supported` | `unsupported`).
- `network-info.encryption-in-transit-supported` - Indicates whether the instance type automatically encrypts in-transit traffic between instances (`true` | `false`).
- `network-info.ipv4-addresses-per-interface` - The maximum number of private IPv4 addresses per network interface.
- `network-info.ipv6-addresses-per-interface` - The maximum number of private IPv6 addresses per network interface.
- `network-info.ipv6-supported` - Indicates whether the instance type supports IPv6 (`true` | `false`).
- `network-info.maximum-network-cards` - The maximum number of network cards per instance.
- `network-info.maximum-network-interfaces` - The maximum number of network interfaces per instance.
- `network-info.network-performance` - The network performance (for example, "25 Gigabit").
- `nitro-enclaves-support` - Indicates whether Nitro Enclaves is supported (`supported` | `unsupported`).
- `nitro-tpm-support` - Indicates whether NitroTPM is supported (`supported` | `unsupported`).
- `nitro-tpm-info.supported-versions` - The supported NitroTPM version (2.0).
- `processor-info.supported-architecture` - The CPU architecture (`arm64` | `i386` | `x86_64`).
- `processor-info.sustained-clock-speed-in-ghz` - The CPU clock speed, in GHz.
- `processor-info.supported-features` - The supported CPU features (`amd-sev-snp`).
- `supported-boot-mode` - The boot mode (`legacy-bios` | `uefi`).
- `supported-root-device-type` - The root device type (`ebs` | `instance-store`).
- `supported-usage-class` - The usage class (`on-demand` | `spot`).
- `supported-virtualization-type` - The virtualization type (`hvm` | `paravirtual`).
- `vcpu-info.default-cores` - The default number of cores for the instance type.

- `vcpu-info.default-threads-per-core` - The default number of threads per core for the instance type.
- `vcpu-info.default-vcpus` - The default number of vCPUs for the instance type.
- `vcpu-info.valid-cores` - The number of cores that can be configured for the instance type.
- `vcpu-info.valid-threads-per-core` - The number of threads per core that can be configured for the instance type. For example, "1" or "1,2".

Type: Array of [Filter](#) objects

Required: No

### InstanceType.N

The instance types.

Type: Array of strings

Array Members: Minimum number of 0 items. Maximum number of 100 items.

Valid Values: `a1.medium` | `a1.large` | `a1.xlarge` | `a1.2xlarge` | `a1.4xlarge` | `a1.metal` | `c1.medium` | `c1.xlarge` | `c3.large` | `c3.xlarge` | `c3.2xlarge` | `c3.4xlarge` | `c3.8xlarge` | `c4.large` | `c4.xlarge` | `c4.2xlarge` | `c4.4xlarge` | `c4.8xlarge` | `c5.large` | `c5.xlarge` | `c5.2xlarge` | `c5.4xlarge` | `c5.9xlarge` | `c5.12xlarge` | `c5.18xlarge` | `c5.24xlarge` | `c5.metal` | `c5a.large` | `c5a.xlarge` | `c5a.2xlarge` | `c5a.4xlarge` | `c5a.8xlarge` | `c5a.12xlarge` | `c5a.16xlarge` | `c5a.24xlarge` | `c5ad.large` | `c5ad.xlarge` | `c5ad.2xlarge` | `c5ad.4xlarge` | `c5ad.8xlarge` | `c5ad.12xlarge` | `c5ad.16xlarge` | `c5ad.24xlarge` | `c5d.large` | `c5d.xlarge` | `c5d.2xlarge` | `c5d.4xlarge` | `c5d.9xlarge` | `c5d.12xlarge` | `c5d.18xlarge` | `c5d.24xlarge` | `c5d.metal` | `c5n.large` | `c5n.xlarge` | `c5n.2xlarge` | `c5n.4xlarge` | `c5n.9xlarge` | `c5n.18xlarge` | `c5n.metal` | `c6g.medium` | `c6g.large` | `c6g.xlarge` | `c6g.2xlarge` | `c6g.4xlarge` | `c6g.8xlarge` | `c6g.12xlarge` | `c6g.16xlarge` | `c6g.metal` | `c6gd.medium` | `c6gd.large` | `c6gd.xlarge` | `c6gd.2xlarge` | `c6gd.4xlarge` | `c6gd.8xlarge` | `c6gd.12xlarge` | `c6gd.16xlarge` | `c6gd.metal` | `c6gn.medium` | `c6gn.large` | `c6gn.xlarge` | `c6gn.2xlarge` | `c6gn.4xlarge` | `c6gn.8xlarge` | `c6gn.12xlarge` | `c6gn.16xlarge` | `c6i.large` | `c6i.xlarge` | `c6i.2xlarge` | `c6i.4xlarge` | `c6i.8xlarge` | `c6i.12xlarge` | `c6i.16xlarge` | `c6i.24xlarge` | `c6i.32xlarge`

| c6i.metal | cc1.4xlarge | cc2.8xlarge | cg1.4xlarge | cr1.8xlarge  
| d2.xlarge | d2.2xlarge | d2.4xlarge | d2.8xlarge | d3.xlarge |  
d3.2xlarge | d3.4xlarge | d3.8xlarge | d3en.xlarge | d3en.2xlarge  
| d3en.4xlarge | d3en.6xlarge | d3en.8xlarge | d3en.12xlarge |  
dl1.24xlarge | f1.2xlarge | f1.4xlarge | f1.16xlarge | g2.2xlarge  
| g2.8xlarge | g3.4xlarge | g3.8xlarge | g3.16xlarge | g3s.xlarge |  
g4ad.xlarge | g4ad.2xlarge | g4ad.4xlarge | g4ad.8xlarge | g4ad.16xlarge  
| g4dn.xlarge | g4dn.2xlarge | g4dn.4xlarge | g4dn.8xlarge |  
g4dn.12xlarge | g4dn.16xlarge | g4dn.metal | g5.xlarge | g5.2xlarge  
| g5.4xlarge | g5.8xlarge | g5.12xlarge | g5.16xlarge | g5.24xlarge |  
g5.48xlarge | g5g.xlarge | g5g.2xlarge | g5g.4xlarge | g5g.8xlarge |  
g5g.16xlarge | g5g.metal | hi1.4xlarge | hpc6a.48xlarge | hs1.8xlarge  
| h1.2xlarge | h1.4xlarge | h1.8xlarge | h1.16xlarge | i2.xlarge  
| i2.2xlarge | i2.4xlarge | i2.8xlarge | i3.large | i3.xlarge |  
i3.2xlarge | i3.4xlarge | i3.8xlarge | i3.16xlarge | i3.metal |  
i3en.large | i3en.xlarge | i3en.2xlarge | i3en.3xlarge | i3en.6xlarge |  
i3en.12xlarge | i3en.24xlarge | i3en.metal | im4gn.large | im4gn.xlarge  
| im4gn.2xlarge | im4gn.4xlarge | im4gn.8xlarge | im4gn.16xlarge  
| inf1.xlarge | inf1.2xlarge | inf1.6xlarge | inf1.24xlarge |  
is4gen.medium | is4gen.large | is4gen.xlarge | is4gen.2xlarge |  
is4gen.4xlarge | is4gen.8xlarge | m1.small | m1.medium | m1.large  
| m1.xlarge | m2.xlarge | m2.2xlarge | m2.4xlarge | m3.medium |  
m3.large | m3.xlarge | m3.2xlarge | m4.large | m4.xlarge | m4.2xlarge  
| m4.4xlarge | m4.10xlarge | m4.16xlarge | m5.large | m5.xlarge |  
m5.2xlarge | m5.4xlarge | m5.8xlarge | m5.12xlarge | m5.16xlarge  
| m5.24xlarge | m5.metal | m5a.large | m5a.xlarge | m5a.2xlarge |  
m5a.4xlarge | m5a.8xlarge | m5a.12xlarge | m5a.16xlarge | m5a.24xlarge  
| m5ad.large | m5ad.xlarge | m5ad.2xlarge | m5ad.4xlarge | m5ad.8xlarge  
| m5ad.12xlarge | m5ad.16xlarge | m5ad.24xlarge | m5d.large | m5d.xlarge  
| m5d.2xlarge | m5d.4xlarge | m5d.8xlarge | m5d.12xlarge | m5d.16xlarge  
| m5d.24xlarge | m5d.metal | m5dn.large | m5dn.xlarge | m5dn.2xlarge  
| m5dn.4xlarge | m5dn.8xlarge | m5dn.12xlarge | m5dn.16xlarge |  
m5dn.24xlarge | m5dn.metal | m5n.large | m5n.xlarge | m5n.2xlarge |  
m5n.4xlarge | m5n.8xlarge | m5n.12xlarge | m5n.16xlarge | m5n.24xlarge  
| m5n.metal | m5zn.large | m5zn.xlarge | m5zn.2xlarge | m5zn.3xlarge  
| m5zn.6xlarge | m5zn.12xlarge | m5zn.metal | m6a.large | m6a.xlarge |

m6a.2xlarge | m6a.4xlarge | m6a.8xlarge | m6a.12xlarge | m6a.16xlarge  
| m6a.24xlarge | m6a.32xlarge | m6a.48xlarge | m6g.metal | m6g.medium  
| m6g.large | m6g.xlarge | m6g.2xlarge | m6g.4xlarge | m6g.8xlarge |  
m6g.12xlarge | m6g.16xlarge | m6gd.metal | m6gd.medium | m6gd.large |  
m6gd.xlarge | m6gd.2xlarge | m6gd.4xlarge | m6gd.8xlarge | m6gd.12xlarge  
| m6gd.16xlarge | m6i.large | m6i.xlarge | m6i.2xlarge | m6i.4xlarge |  
m6i.8xlarge | m6i.12xlarge | m6i.16xlarge | m6i.24xlarge | m6i.32xlarge  
| m6i.metal | mac1.metal | p2.xlarge | p2.8xlarge | p2.16xlarge |  
p3.2xlarge | p3.8xlarge | p3.16xlarge | p3dn.24xlarge | p4d.24xlarge |  
r3.large | r3.xlarge | r3.2xlarge | r3.4xlarge | r3.8xlarge | r4.large  
| r4.xlarge | r4.2xlarge | r4.4xlarge | r4.8xlarge | r4.16xlarge  
| r5.large | r5.xlarge | r5.2xlarge | r5.4xlarge | r5.8xlarge |  
r5.12xlarge | r5.16xlarge | r5.24xlarge | r5.metal | r5a.large |  
r5a.xlarge | r5a.2xlarge | r5a.4xlarge | r5a.8xlarge | r5a.12xlarge |  
r5a.16xlarge | r5a.24xlarge | r5ad.large | r5ad.xlarge | r5ad.2xlarge  
| r5ad.4xlarge | r5ad.8xlarge | r5ad.12xlarge | r5ad.16xlarge |  
r5ad.24xlarge | r5b.large | r5b.xlarge | r5b.2xlarge | r5b.4xlarge |  
r5b.8xlarge | r5b.12xlarge | r5b.16xlarge | r5b.24xlarge | r5b.metal  
| r5d.large | r5d.xlarge | r5d.2xlarge | r5d.4xlarge | r5d.8xlarge |  
r5d.12xlarge | r5d.16xlarge | r5d.24xlarge | r5d.metal | r5dn.large |  
r5dn.xlarge | r5dn.2xlarge | r5dn.4xlarge | r5dn.8xlarge | r5dn.12xlarge  
| r5dn.16xlarge | r5dn.24xlarge | r5dn.metal | r5n.large | r5n.xlarge  
| r5n.2xlarge | r5n.4xlarge | r5n.8xlarge | r5n.12xlarge | r5n.16xlarge  
| r5n.24xlarge | r5n.metal | r6g.medium | r6g.large | r6g.xlarge |  
r6g.2xlarge | r6g.4xlarge | r6g.8xlarge | r6g.12xlarge | r6g.16xlarge  
| r6g.metal | r6gd.medium | r6gd.large | r6gd.xlarge | r6gd.2xlarge  
| r6gd.4xlarge | r6gd.8xlarge | r6gd.12xlarge | r6gd.16xlarge |  
r6gd.metal | r6i.large | r6i.xlarge | r6i.2xlarge | r6i.4xlarge |  
r6i.8xlarge | r6i.12xlarge | r6i.16xlarge | r6i.24xlarge | r6i.32xlarge  
| r6i.metal | t1.micro | t2.nano | t2.micro | t2.small | t2.medium |  
t2.large | t2.xlarge | t2.2xlarge | t3.nano | t3.micro | t3.small |  
t3.medium | t3.large | t3.xlarge | t3.2xlarge | t3a.nano | t3a.micro  
| t3a.small | t3a.medium | t3a.large | t3a.xlarge | t3a.2xlarge |  
t4g.nano | t4g.micro | t4g.small | t4g.medium | t4g.large | t4g.xlarge  
| t4g.2xlarge | u-6tb1.56xlarge | u-6tb1.112xlarge | u-9tb1.112xlarge  
| u-12tb1.112xlarge | u-6tb1.metal | u-9tb1.metal | u-12tb1.metal |

u-18tb1.metal | u-24tb1.metal | vt1.3xlarge | vt1.6xlarge | vt1.24xlarge  
| x1.16xlarge | x1.32xlarge | x1e.xlarge | x1e.2xlarge | x1e.4xlarge  
| x1e.8xlarge | x1e.16xlarge | x1e.32xlarge | x2iezn.2xlarge |  
x2iezn.4xlarge | x2iezn.6xlarge | x2iezn.8xlarge | x2iezn.12xlarge |  
x2iezn.metal | x2gd.medium | x2gd.large | x2gd.xlarge | x2gd.2xlarge  
| x2gd.4xlarge | x2gd.8xlarge | x2gd.12xlarge | x2gd.16xlarge |  
x2gd.metal | z1d.large | z1d.xlarge | z1d.2xlarge | z1d.3xlarge |  
z1d.6xlarge | z1d.12xlarge | z1d.metal | x2idn.16xlarge | x2idn.24xlarge  
| x2idn.32xlarge | x2iedn.xlarge | x2iedn.2xlarge | x2iedn.4xlarge |  
x2iedn.8xlarge | x2iedn.16xlarge | x2iedn.24xlarge | x2iedn.32xlarge  
| c6a.large | c6a.xlarge | c6a.2xlarge | c6a.4xlarge | c6a.8xlarge |  
c6a.12xlarge | c6a.16xlarge | c6a.24xlarge | c6a.32xlarge | c6a.48xlarge  
| c6a.metal | m6a.metal | i4i.large | i4i.xlarge | i4i.2xlarge |  
i4i.4xlarge | i4i.8xlarge | i4i.16xlarge | i4i.32xlarge | i4i.metal  
| x2idn.metal | x2iedn.metal | c7g.medium | c7g.large | c7g.xlarge |  
c7g.2xlarge | c7g.4xlarge | c7g.8xlarge | c7g.12xlarge | c7g.16xlarge  
| mac2.metal | c6id.large | c6id.xlarge | c6id.2xlarge | c6id.4xlarge  
| c6id.8xlarge | c6id.12xlarge | c6id.16xlarge | c6id.24xlarge |  
c6id.32xlarge | c6id.metal | m6id.large | m6id.xlarge | m6id.2xlarge  
| m6id.4xlarge | m6id.8xlarge | m6id.12xlarge | m6id.16xlarge |  
m6id.24xlarge | m6id.32xlarge | m6id.metal | r6id.large | r6id.xlarge  
| r6id.2xlarge | r6id.4xlarge | r6id.8xlarge | r6id.12xlarge |  
r6id.16xlarge | r6id.24xlarge | r6id.32xlarge | r6id.metal | r6a.large  
| r6a.xlarge | r6a.2xlarge | r6a.4xlarge | r6a.8xlarge | r6a.12xlarge  
| r6a.16xlarge | r6a.24xlarge | r6a.32xlarge | r6a.48xlarge |  
r6a.metal | p4de.24xlarge | u-3tb1.56xlarge | u-18tb1.112xlarge |  
u-24tb1.112xlarge | trn1.2xlarge | trn1.32xlarge | hpc6id.32xlarge |  
c6in.large | c6in.xlarge | c6in.2xlarge | c6in.4xlarge | c6in.8xlarge  
| c6in.12xlarge | c6in.16xlarge | c6in.24xlarge | c6in.32xlarge |  
m6in.large | m6in.xlarge | m6in.2xlarge | m6in.4xlarge | m6in.8xlarge  
| m6in.12xlarge | m6in.16xlarge | m6in.24xlarge | m6in.32xlarge  
| m6idn.large | m6idn.xlarge | m6idn.2xlarge | m6idn.4xlarge |  
m6idn.8xlarge | m6idn.12xlarge | m6idn.16xlarge | m6idn.24xlarge |  
m6idn.32xlarge | r6in.large | r6in.xlarge | r6in.2xlarge | r6in.4xlarge  
| r6in.8xlarge | r6in.12xlarge | r6in.16xlarge | r6in.24xlarge  
| r6in.32xlarge | r6idn.large | r6idn.xlarge | r6idn.2xlarge |



r6idn.4xlarge | r6idn.8xlarge | r6idn.12xlarge | r6idn.16xlarge |  
r6idn.24xlarge | r6idn.32xlarge | c7g.metal | m7g.medium | m7g.large  
| m7g.xlarge | m7g.2xlarge | m7g.4xlarge | m7g.8xlarge | m7g.12xlarge  
| m7g.16xlarge | m7g.metal | r7g.medium | r7g.large | r7g.xlarge |  
r7g.2xlarge | r7g.4xlarge | r7g.8xlarge | r7g.12xlarge | r7g.16xlarge  
| r7g.metal | c6in.metal | m6in.metal | m6idn.metal | r6in.metal |  
r6idn.metal | inf2.xlarge | inf2.8xlarge | inf2.24xlarge | inf2.48xlarge  
| trn1n.32xlarge | i4g.large | i4g.xlarge | i4g.2xlarge | i4g.4xlarge  
| i4g.8xlarge | i4g.16xlarge | hpc7g.4xlarge | hpc7g.8xlarge |  
hpc7g.16xlarge | c7gn.medium | c7gn.large | c7gn.xlarge | c7gn.2xlarge  
| c7gn.4xlarge | c7gn.8xlarge | c7gn.12xlarge | c7gn.16xlarge |  
p5.48xlarge | m7i.large | m7i.xlarge | m7i.2xlarge | m7i.4xlarge |  
m7i.8xlarge | m7i.12xlarge | m7i.16xlarge | m7i.24xlarge | m7i.48xlarge  
| m7i-flex.large | m7i-flex.xlarge | m7i-flex.2xlarge | m7i-flex.4xlarge  
| m7i-flex.8xlarge | m7a.medium | m7a.large | m7a.xlarge | m7a.2xlarge |  
m7a.4xlarge | m7a.8xlarge | m7a.12xlarge | m7a.16xlarge | m7a.24xlarge  
| m7a.32xlarge | m7a.48xlarge | m7a.metal-48xl | hpc7a.12xlarge |  
hpc7a.24xlarge | hpc7a.48xlarge | hpc7a.96xlarge | c7gd.medium |  
c7gd.large | c7gd.xlarge | c7gd.2xlarge | c7gd.4xlarge | c7gd.8xlarge |  
c7gd.12xlarge | c7gd.16xlarge | m7gd.medium | m7gd.large | m7gd.xlarge  
| m7gd.2xlarge | m7gd.4xlarge | m7gd.8xlarge | m7gd.12xlarge |  
m7gd.16xlarge | r7gd.medium | r7gd.large | r7gd.xlarge | r7gd.2xlarge |  
r7gd.4xlarge | r7gd.8xlarge | r7gd.12xlarge | r7gd.16xlarge | r7a.medium  
| r7a.large | r7a.xlarge | r7a.2xlarge | r7a.4xlarge | r7a.8xlarge |  
r7a.12xlarge | r7a.16xlarge | r7a.24xlarge | r7a.32xlarge | r7a.48xlarge  
| c7i.large | c7i.xlarge | c7i.2xlarge | c7i.4xlarge | c7i.8xlarge  
| c7i.12xlarge | c7i.16xlarge | c7i.24xlarge | c7i.48xlarge | mac2-  
m2pro.metal | r7iz.large | r7iz.xlarge | r7iz.2xlarge | r7iz.4xlarge  
| r7iz.8xlarge | r7iz.12xlarge | r7iz.16xlarge | r7iz.32xlarge |  
c7a.medium | c7a.large | c7a.xlarge | c7a.2xlarge | c7a.4xlarge |  
c7a.8xlarge | c7a.12xlarge | c7a.16xlarge | c7a.24xlarge | c7a.32xlarge  
| c7a.48xlarge | c7a.metal-48xl | r7a.metal-48xl | r7i.large |  
r7i.xlarge | r7i.2xlarge | r7i.4xlarge | r7i.8xlarge | r7i.12xlarge  
| r7i.16xlarge | r7i.24xlarge | r7i.48xlarge | dl2q.24xlarge | mac2-  
m2.metal | i4i.12xlarge | i4i.24xlarge | c7i.metal-24xl | c7i.metal-48xl  
| m7i.metal-24xl | m7i.metal-48xl | r7i.metal-24xl | r7i.metal-48xl |

r7iz.metal-16xl | r7iz.metal-32xl | c7gd.metal | m7gd.metal | r7gd.metal  
| g6.xlarge | g6.2xlarge | g6.4xlarge | g6.8xlarge | g6.12xlarge |  
g6.16xlarge | g6.24xlarge | g6.48xlarge | gr6.4xlarge | gr6.8xlarge |  
c7i-flex.large | c7i-flex.xlarge | c7i-flex.2xlarge | c7i-flex.4xlarge  
| c7i-flex.8xlarge | u7i-12tb.224xlarge | u7in-16tb.224xlarge |  
u7in-24tb.224xlarge | u7in-32tb.224xlarge | u7ib-12tb.224xlarge |  
c7gn.metal | r8g.medium | r8g.large | r8g.xlarge | r8g.2xlarge |  
r8g.4xlarge | r8g.8xlarge | r8g.12xlarge | r8g.16xlarge | r8g.24xlarge |  
r8g.48xlarge | r8g.metal-24xl | r8g.metal-48xl | mac2-m1ultra.metal

Required: No

## MaxResults

The maximum number of items to return for this request. To get the next page of items, make another request with the token returned in the output. For more information, see [Pagination](#).

Type: Integer

Valid Range: Minimum value of 5. Maximum value of 100.

Required: No

## NextToken

The token returned from a previous paginated request. Pagination continues from the end of the items returned by the previous request.

Type: String

Required: No

## Response Elements

The following elements are returned by the service.

### instanceTypeSet

The instance type.

Type: Array of [InstanceTypeInfo](#) objects

## nextToken

The token to include in another request to get the next page of items. This value is `null` when there are no more items to return.

Type: String

## requestId

The ID of the request.

Type: String

## Errors

For information about the errors that are common to all actions, see [Common client error codes](#).

## See Also

For more information about using this API in one of the language-specific AWS SDKs, see the following:

- [AWS Command Line Interface](#)
- [AWS SDK for .NET](#)
- [AWS SDK for C++](#)
- [AWS SDK for Go v2](#)
- [AWS SDK for Java V2](#)
- [AWS SDK for JavaScript V3](#)
- [AWS SDK for PHP V3](#)
- [AWS SDK for Python](#)
- [AWS SDK for Ruby V3](#)

# DescribeInternetGateways

Describes your internet gateways. The default is to describe all your internet gateways. Alternatively, you can specify specific internet gateway IDs or filter the results to include only the internet gateways that match specific criteria.

## Request Parameters

The following parameters are for this specific action. For more information about required and optional parameters that are common to all actions, see [Common Query Parameters](#).

### DryRun

Checks whether you have the required permissions for the action, without actually making the request, and provides an error response. If you have the required permissions, the error response is `DryRunOperation`. Otherwise, it is `UnauthorizedOperation`.

Type: Boolean

Required: No

### Filter.N

The filters.

- `attachment.state` - The current state of the attachment between the gateway and the VPC (`available`). Present only if a VPC is attached.
- `attachment.vpc-id` - The ID of an attached VPC.
- `internet-gateway-id` - The ID of the Internet gateway.
- `owner-id` - The ID of the AWS account that owns the internet gateway.
- `tag:<key>` - The key/value combination of a tag assigned to the resource. Use the tag key in the filter name and the tag value as the filter value. For example, to find all resources that have a tag with the key `Owner` and the value `TeamA`, specify `tag:Owner` for the filter name and `TeamA` for the filter value.
- `tag-key` - The key of a tag assigned to the resource. Use this filter to find all resources assigned a tag with a specific key, regardless of the tag value.

Type: Array of [Filter](#) objects

Required: No

## **InternetGatewayId.N**

The IDs of the internet gateways.

Default: Describes all your internet gateways.

Type: Array of strings

Required: No

## **MaxResults**

The maximum number of items to return for this request. To get the next page of items, make another request with the token returned in the output. For more information, see [Pagination](#).

Type: Integer

Valid Range: Minimum value of 5. Maximum value of 1000.

Required: No

## **NextToken**

The token returned from a previous paginated request. Pagination continues from the end of the items returned by the previous request.

Type: String

Required: No

## **Response Elements**

The following elements are returned by the service.

### **internetGatewaySet**

Information about the internet gateways.

Type: Array of [InternetGateway](#) objects

### **nextToken**

The token to include in another request to get the next page of items. This value is null when there are no more items to return.

Type: String

## requestId

The ID of the request.

Type: String

## Errors

For information about the errors that are common to all actions, see [Common client error codes](#).

## Examples

### Example

This example describes all your internet gateways.

### Sample Request

```
https://ec2.amazonaws.com/?Action=DescribeInternetGateways
&AUTHPARAMS
```

### Sample Response

```
<DescribeInternetGatewaysResponse xmlns="http://ec2.amazonaws.com/doc/2016-11-15/">
  <requestId>e0fbdd4f-8e6d-437c-92eb-bc72864831d8</requestId>
  <internetGatewaySet>
    <item>
      <internetGatewayId>igw-036dde5c85EXAMPLE</internetGatewayId>
      <ownerId>11112222333304</ownerId>
      <attachmentSet/>
      <tagSet/>
    </item>
    <item>
      <internetGatewayId>igw-0EXAMPLE</internetGatewayId>
      <ownerId>053534965804</ownerId>
      <attachmentSet>
        <item>
          <vpcId>vpc-cEXAMPLE</vpcId>
          <state>available</state>
        </item>
      </attachmentSet>
    </item>
  </internetGatewaySet>
</DescribeInternetGatewaysResponse>
```

```
        </attachmentSet>
        <tagSet/>
    </item>
</internetGatewaySet>
</DescribeInternetGatewaysResponse>
```

## See Also

For more information about using this API in one of the language-specific AWS SDKs, see the following:

- [AWS Command Line Interface](#)
- [AWS SDK for .NET](#)
- [AWS SDK for C++](#)
- [AWS SDK for Go v2](#)
- [AWS SDK for Java V2](#)
- [AWS SDK for JavaScript V3](#)
- [AWS SDK for PHP V3](#)
- [AWS SDK for Python](#)
- [AWS SDK for Ruby V3](#)

# DescribePamByoasn

Describes your Autonomous System Numbers (ASNs), their provisioning statuses, and the BYOIP CIDRs with which they are associated. For more information, see [Tutorial: Bring your ASN to IPAM](#) in the *Amazon VPC IPAM guide*.

## Request Parameters

The following parameters are for this specific action. For more information about required and optional parameters that are common to all actions, see [Common Query Parameters](#).

### DryRun

Checks whether you have the required permissions for the action, without actually making the request, and provides an error response. If you have the required permissions, the error response is `DryRunOperation`. Otherwise, it is `UnauthorizedOperation`.

Type: Boolean

Required: No

### MaxResults

The maximum number of results to return with a single call. To retrieve the remaining results, make another call with the returned `nextToken` value.

Type: Integer

Valid Range: Minimum value of 1. Maximum value of 100.

Required: No

### NextToken

The token for the next page of results.

Type: String

Required: No

## Response Elements

The following elements are returned by the service.



## byoasnSet

ASN and BYOIP CIDR associations.

Type: Array of [Byoasn](#) objects

## nextToken

The token to use to retrieve the next page of results. This value is null when there are no more results to return.

Type: String

## requestId

The ID of the request.

Type: String

## Errors

For information about the errors that are common to all actions, see [Common client error codes](#).

## See Also

For more information about using this API in one of the language-specific AWS SDKs, see the following:

- [AWS Command Line Interface](#)
- [AWS SDK for .NET](#)
- [AWS SDK for C++](#)
- [AWS SDK for Go v2](#)
- [AWS SDK for Java V2](#)
- [AWS SDK for JavaScript V3](#)
- [AWS SDK for PHP V3](#)
- [AWS SDK for Python](#)
- [AWS SDK for Ruby V3](#)

# DescribeIpamExternalResourceVerificationTokens

Describe verification tokens. A verification token is an AWS-generated random value that you can use to prove ownership of an external resource. For example, you can use a verification token to validate that you control a public IP address range when you bring an IP address range to AWS (BYOIP).

## Request Parameters

The following parameters are for this specific action. For more information about required and optional parameters that are common to all actions, see [Common Query Parameters](#).

### DryRun

A check for whether you have the required permissions for the action without actually making the request and provides an error response. If you have the required permissions, the error response is `DryRunOperation`. Otherwise, it is `UnauthorizedOperation`.

Type: Boolean

Required: No

### Filter.N

One or more filters for the request. For more information about filtering, see [Filtering CLI output](#).

Available filters:

- `ipam-arn`
- `ipam-external-resource-verification-token-arn`
- `ipam-external-resource-verification-token-id`
- `ipam-id`
- `ipam-region`
- `state`
- `status`
- `token-name`
- `token-value`

Type: Array of [Filter](#) objects

Required: No

### **IpamExternalResourceVerificationTokenId.N**

Verification token IDs.

Type: Array of strings

Required: No

### **MaxResults**

The maximum number of tokens to return in one page of results.

Type: Integer

Valid Range: Minimum value of 5. Maximum value of 1000.

Required: No

### **NextToken**

The token for the next page of results.

Type: String

Required: No

## **Response Elements**

The following elements are returned by the service.

### **ipamExternalResourceVerificationTokenSet**

Verification tokens.

Type: Array of [IpamExternalResourceVerificationToken](#) objects

### **nextToken**

The token to use to retrieve the next page of results. This value is `null` when there are no more results to return.

Type: String

## **requestId**

The ID of the request.

Type: String

## **Errors**

For information about the errors that are common to all actions, see [Common client error codes](#).

## **See Also**

For more information about using this API in one of the language-specific AWS SDKs, see the following:

- [AWS Command Line Interface](#)
- [AWS SDK for .NET](#)
- [AWS SDK for C++](#)
- [AWS SDK for Go v2](#)
- [AWS SDK for Java V2](#)
- [AWS SDK for JavaScript V3](#)
- [AWS SDK for PHP V3](#)
- [AWS SDK for Python](#)
- [AWS SDK for Ruby V3](#)

# DescribeIpamPools

Get information about your IPAM pools.

## Request Parameters

The following parameters are for this specific action. For more information about required and optional parameters that are common to all actions, see [Common Query Parameters](#).

### DryRun

A check for whether you have the required permissions for the action without actually making the request and provides an error response. If you have the required permissions, the error response is `DryRunOperation`. Otherwise, it is `UnauthorizedOperation`.

Type: Boolean

Required: No

### Filter.N

One or more filters for the request. For more information about filtering, see [Filtering CLI output](#).

Type: Array of [Filter](#) objects

Required: No

### IpamPoolId.N

The IDs of the IPAM pools you would like information on.

Type: Array of strings

Required: No

### MaxResults

The maximum number of results to return in the request.

Type: Integer

Valid Range: Minimum value of 5. Maximum value of 1000.

Required: No

### **NextToken**

The token for the next page of results.

Type: String

Required: No

## **Response Elements**

The following elements are returned by the service.

### **ipamPoolSet**

Information about the IPAM pools.

Type: Array of [IpamPool](#) objects

### **nextToken**

The token to use to retrieve the next page of results. This value is `null` when there are no more results to return.

Type: String

### **requestId**

The ID of the request.

Type: String

## **Errors**

For information about the errors that are common to all actions, see [Common client error codes](#).

## **See Also**

For more information about using this API in one of the language-specific AWS SDKs, see the following:

- [AWS Command Line Interface](#)

- [AWS SDK for .NET](#)
- [AWS SDK for C++](#)
- [AWS SDK for Go v2](#)
- [AWS SDK for Java V2](#)
- [AWS SDK for JavaScript V3](#)
- [AWS SDK for PHP V3](#)
- [AWS SDK for Python](#)
- [AWS SDK for Ruby V3](#)

# DescribeIpamResourceDiscoveries

Describes IPAM resource discoveries. A resource discovery is an IPAM component that enables IPAM to manage and monitor resources that belong to the owning account.

## Request Parameters

The following parameters are for this specific action. For more information about required and optional parameters that are common to all actions, see [Common Query Parameters](#).

### DryRun

A check for whether you have the required permissions for the action without actually making the request and provides an error response. If you have the required permissions, the error response is `DryRunOperation`. Otherwise, it is `UnauthorizedOperation`.

Type: Boolean

Required: No

### Filter.N

The resource discovery filters.

Type: Array of [Filter](#) objects

Required: No

### IpamResourceDiscoveryId.N

The IPAM resource discovery IDs.

Type: Array of strings

Required: No

### MaxResults

The maximum number of resource discoveries to return in one page of results.

Type: Integer

Valid Range: Minimum value of 5. Maximum value of 1000.



Required: No

### **NextToken**

Specify the pagination token from a previous request to retrieve the next page of results.

Type: String

Required: No

## **Response Elements**

The following elements are returned by the service.

### **ipamResourceDiscoverySet**

The resource discoveries.

Type: Array of [IpamResourceDiscovery](#) objects

### **nextToken**

Specify the pagination token from a previous request to retrieve the next page of results.

Type: String

### **requestId**

The ID of the request.

Type: String

## **Errors**

For information about the errors that are common to all actions, see [Common client error codes](#).

## **See Also**

For more information about using this API in one of the language-specific AWS SDKs, see the following:

- [AWS Command Line Interface](#)
- [AWS SDK for .NET](#)

- [AWS SDK for C++](#)
- [AWS SDK for Go v2](#)
- [AWS SDK for Java V2](#)
- [AWS SDK for JavaScript V3](#)
- [AWS SDK for PHP V3](#)
- [AWS SDK for Python](#)
- [AWS SDK for Ruby V3](#)

# DescribeIpamResourceDiscoveryAssociations

Describes resource discovery association with an Amazon VPC IPAM. An associated resource discovery is a resource discovery that has been associated with an IPAM..

## Request Parameters

The following parameters are for this specific action. For more information about required and optional parameters that are common to all actions, see [Common Query Parameters](#).

### DryRun

A check for whether you have the required permissions for the action without actually making the request and provides an error response. If you have the required permissions, the error response is `DryRunOperation`. Otherwise, it is `UnauthorizedOperation`.

Type: Boolean

Required: No

### Filter.N

The resource discovery association filters.

Type: Array of [Filter](#) objects

Required: No

### IpamResourceDiscoveryAssociationId.N

The resource discovery association IDs.

Type: Array of strings

Required: No

### MaxResults

The maximum number of resource discovery associations to return in one page of results.

Type: Integer

Valid Range: Minimum value of 5. Maximum value of 1000.

Required: No

### **NextToken**

Specify the pagination token from a previous request to retrieve the next page of results.

Type: String

Required: No

## **Response Elements**

The following elements are returned by the service.

### **ipamResourceDiscoveryAssociationSet**

The resource discovery associations.

Type: Array of [IpamResourceDiscoveryAssociation](#) objects

### **nextToken**

Specify the pagination token from a previous request to retrieve the next page of results.

Type: String

### **requestId**

The ID of the request.

Type: String

## **Errors**

For information about the errors that are common to all actions, see [Common client error codes](#).

## **See Also**

For more information about using this API in one of the language-specific AWS SDKs, see the following:

- [AWS Command Line Interface](#)
- [AWS SDK for .NET](#)

- [AWS SDK for C++](#)
- [AWS SDK for Go v2](#)
- [AWS SDK for Java V2](#)
- [AWS SDK for JavaScript V3](#)
- [AWS SDK for PHP V3](#)
- [AWS SDK for Python](#)
- [AWS SDK for Ruby V3](#)

# Describelpams

Get information about your IPAM pools.

For more information, see [What is IPAM?](#) in the *Amazon VPC IPAM User Guide*.

## Request Parameters

The following parameters are for this specific action. For more information about required and optional parameters that are common to all actions, see [Common Query Parameters](#).

### DryRun

A check for whether you have the required permissions for the action without actually making the request and provides an error response. If you have the required permissions, the error response is `DryRunOperation`. Otherwise, it is `UnauthorizedOperation`.

Type: Boolean

Required: No

### Filter.N

One or more filters for the request. For more information about filtering, see [Filtering CLI output](#).

Type: Array of [Filter](#) objects

Required: No

### IpamId.N

The IDs of the IPAMs you want information on.

Type: Array of strings

Required: No

### MaxResults

The maximum number of results to return in the request.

Type: Integer

Valid Range: Minimum value of 5. Maximum value of 1000.

Required: No

### **NextToken**

The token for the next page of results.

Type: String

Required: No

## **Response Elements**

The following elements are returned by the service.

### **ipamSet**

Information about the IPAMs.

Type: Array of [Ipam](#) objects

### **nextToken**

The token to use to retrieve the next page of results. This value is `null` when there are no more results to return.

Type: String

### **requestId**

The ID of the request.

Type: String

## **Errors**

For information about the errors that are common to all actions, see [Common client error codes](#).

## **See Also**

For more information about using this API in one of the language-specific AWS SDKs, see the following:

- [AWS Command Line Interface](#)
- [AWS SDK for .NET](#)
- [AWS SDK for C++](#)
- [AWS SDK for Go v2](#)
- [AWS SDK for Java V2](#)
- [AWS SDK for JavaScript V3](#)
- [AWS SDK for PHP V3](#)
- [AWS SDK for Python](#)
- [AWS SDK for Ruby V3](#)



# DescribeIpamScopes

Get information about your IPAM scopes.

## Request Parameters

The following parameters are for this specific action. For more information about required and optional parameters that are common to all actions, see [Common Query Parameters](#).

### DryRun

A check for whether you have the required permissions for the action without actually making the request and provides an error response. If you have the required permissions, the error response is `DryRunOperation`. Otherwise, it is `UnauthorizedOperation`.

Type: Boolean

Required: No

### Filter.N

One or more filters for the request. For more information about filtering, see [Filtering CLI output](#).

Type: Array of [Filter](#) objects

Required: No

### IpamScopeId.N

The IDs of the scopes you want information on.

Type: Array of strings

Required: No

### MaxResults

The maximum number of results to return in the request.

Type: Integer

Valid Range: Minimum value of 5. Maximum value of 1000.

Required: No

### **NextToken**

The token for the next page of results.

Type: String

Required: No

## **Response Elements**

The following elements are returned by the service.

### **ipamScopeSet**

The scopes you want information on.

Type: Array of [IpamScope](#) objects

### **nextToken**

The token to use to retrieve the next page of results. This value is `null` when there are no more results to return.

Type: String

### **requestId**

The ID of the request.

Type: String

## **Errors**

For information about the errors that are common to all actions, see [Common client error codes](#).

## **See Also**

For more information about using this API in one of the language-specific AWS SDKs, see the following:

- [AWS Command Line Interface](#)

- [AWS SDK for .NET](#)
- [AWS SDK for C++](#)
- [AWS SDK for Go v2](#)
- [AWS SDK for Java V2](#)
- [AWS SDK for JavaScript V3](#)
- [AWS SDK for PHP V3](#)
- [AWS SDK for Python](#)
- [AWS SDK for Ruby V3](#)

# DescribeIpv6Pools

Describes your IPv6 address pools.

## Request Parameters

The following parameters are for this specific action. For more information about required and optional parameters that are common to all actions, see [Common Query Parameters](#).

### DryRun

Checks whether you have the required permissions for the action, without actually making the request, and provides an error response. If you have the required permissions, the error response is `DryRunOperation`. Otherwise, it is `UnauthorizedOperation`.

Type: Boolean

Required: No

### Filter.N

One or more filters.

- `tag:<key>` - The key/value combination of a tag assigned to the resource. Use the tag key in the filter name and the tag value as the filter value. For example, to find all resources that have a tag with the key `Owner` and the value `TeamA`, specify `tag:Owner` for the filter name and `TeamA` for the filter value.
- `tag-key` - The key of a tag assigned to the resource. Use this filter to find all resources assigned a tag with a specific key, regardless of the tag value.

Type: Array of [Filter](#) objects

Required: No

### MaxResults

The maximum number of results to return with a single call. To retrieve the remaining results, make another call with the returned `nextToken` value.

Type: Integer

Valid Range: Minimum value of 1. Maximum value of 1000.

Required: No

### **NextToken**

The token for the next page of results.

Type: String

Required: No

### **PoolId.N**

The IDs of the IPv6 address pools.

Type: Array of strings

Required: No

## **Response Elements**

The following elements are returned by the service.

### **ipv6PoolSet**

Information about the IPv6 address pools.

Type: Array of [Ipv6Pool](#) objects

### **nextToken**

The token to use to retrieve the next page of results. This value is `null` when there are no more results to return.

Type: String

### **requestId**

The ID of the request.

Type: String

## **Errors**

For information about the errors that are common to all actions, see [Common client error codes](#).

## See Also

For more information about using this API in one of the language-specific AWS SDKs, see the following:

- [AWS Command Line Interface](#)
- [AWS SDK for .NET](#)
- [AWS SDK for C++](#)
- [AWS SDK for Go v2](#)
- [AWS SDK for Java V2](#)
- [AWS SDK for JavaScript V3](#)
- [AWS SDK for PHP V3](#)
- [AWS SDK for Python](#)
- [AWS SDK for Ruby V3](#)

# DescribeKeyPairs

Describes the specified key pairs or all of your key pairs.

For more information about key pairs, see [Amazon EC2 key pairs](#) in the *Amazon Elastic Compute Cloud User Guide*.

## Request Parameters

The following parameters are for this specific action. For more information about required and optional parameters that are common to all actions, see [Common Query Parameters](#).

### DryRun

Checks whether you have the required permissions for the action, without actually making the request, and provides an error response. If you have the required permissions, the error response is `DryRunOperation`. Otherwise, it is `UnauthorizedOperation`.

Type: Boolean

Required: No

### Filter.N

The filters.

- `key-pair-id` - The ID of the key pair.
- `fingerprint` - The fingerprint of the key pair.
- `key-name` - The name of the key pair.
- `tag-key` - The key of a tag assigned to the resource. Use this filter to find all resources assigned a tag with a specific key, regardless of the tag value.
- `tag:<key>` - The key/value combination of a tag assigned to the resource. Use the tag key in the filter name and the tag value as the filter value. For example, to find all resources that have a tag with the key `Owner` and the value `TeamA`, specify `tag:Owner` for the filter name and `TeamA` for the filter value.

Type: Array of [Filter](#) objects

Required: No

## **IncludePublicKey**

If `true`, the public key material is included in the response.

Default: `false`

Type: Boolean

Required: No

## **KeyName.N**

The key pair names.

Default: Describes all of your key pairs.

Type: Array of strings

Required: No

## **KeyId.N**

The IDs of the key pairs.

Type: Array of strings

Required: No

## **Response Elements**

The following elements are returned by the service.

### **keySet**

Information about the key pairs.

Type: Array of [KeyValuePairInfo](#) objects

### **requestId**

The ID of the request.

Type: String



## Errors

For information about the errors that are common to all actions, see [Common client error codes](#).

## Examples

### Example

This example describes the key pair with name my-key-pair.

### Sample Request

```
https://ec2.amazonaws.com/?Action=DescribeKeyPairs
&KeyName.1=my-key-pair
&AUTHPARAMS
```

### Sample Response

```
<DescribeKeyPairsResponse xmlns="http://ec2.amazonaws.com/doc/2016-11-15/">
  <requestId>59dbff89-35bd-4eac-99ed-be587EXAMPLE</requestId>
  <keySet>
    <item>
      <keyName>my-key-pair</keyName>
      <keyFingerprint>1f:51:ae:28:bf:89:e9:d8:1f:25:5d:37:2d:7d:b8:ca:9f:f5:f1:6f</
keyFingerprint>
    </item>
  </keySet>
</DescribeKeyPairsResponse>
```

### Example

This example filters the response to include only key pairs whose names include the string Dave.

### Sample Request

```
https://ec2.amazonaws.com/?Action=DescribeKeyPairs
&Filter.1.Name=key-name
&Filter.1.Value.1=*Dave*
&AUTHPARAMS
```

## See Also

For more information about using this API in one of the language-specific AWS SDKs, see the following:

- [AWS Command Line Interface](#)
- [AWS SDK for .NET](#)
- [AWS SDK for C++](#)
- [AWS SDK for Go v2](#)
- [AWS SDK for Java V2](#)
- [AWS SDK for JavaScript V3](#)
- [AWS SDK for PHP V3](#)
- [AWS SDK for Python](#)
- [AWS SDK for Ruby V3](#)

# DescribeLaunchTemplates

Describes one or more launch templates.

## Request Parameters

The following parameters are for this specific action. For more information about required and optional parameters that are common to all actions, see [Common Query Parameters](#).

### DryRun

Checks whether you have the required permissions for the action, without actually making the request, and provides an error response. If you have the required permissions, the error response is `DryRunOperation`. Otherwise, it is `UnauthorizedOperation`.

Type: Boolean

Required: No

### Filter.N

One or more filters.

- `create-time` - The time the launch template was created.
- `launch-template-name` - The name of the launch template.
- `tag:<key>` - The key/value combination of a tag assigned to the resource. Use the tag key in the filter name and the tag value as the filter value. For example, to find all resources that have a tag with the key `Owner` and the value `TeamA`, specify `tag:Owner` for the filter name and `TeamA` for the filter value.
- `tag-key` - The key of a tag assigned to the resource. Use this filter to find all resources assigned a tag with a specific key, regardless of the tag value.

Type: Array of [Filter](#) objects

Required: No

### LaunchTemplateId.N

One or more launch template IDs.

Type: Array of strings

Required: No

### **LaunchTemplateName.N**

One or more launch template names.

Type: Array of strings

Length Constraints: Minimum length of 3. Maximum length of 128.

Pattern: `[a-zA-Z0-9\(\)\.\-/_]+`

Required: No

### **MaxResults**

The maximum number of results to return in a single call. To retrieve the remaining results, make another call with the returned `NextToken` value. This value can be between 1 and 200.

Type: Integer

Valid Range: Minimum value of 1. Maximum value of 200.

Required: No

### **NextToken**

The token to request the next page of results.

Type: String

Required: No

## **Response Elements**

The following elements are returned by the service.

### **launchTemplates**

Information about the launch templates.

Type: Array of [LaunchTemplate](#) objects

## nextToken

The token to use to retrieve the next page of results. This value is `null` when there are no more results to return.

Type: String

## requestId

The ID of the request.

Type: String

## Errors

For information about the errors that are common to all actions, see [Common client error codes](#).

## Examples

### Example

This example describes all of your launch templates.

### Sample Request

```
https://ec2.amazonaws.com/?Action=DescribeLaunchTemplates
&AUTHPARAMS
```

### Sample Response

```
<DescribeLaunchTemplatesResponse xmlns="http://ec2.amazonaws.com/doc/2016-11-15/">
  <requestId>1afa6e44-eb38-4229-8db6-d5eaexample</requestId>
  <launchTemplates>
    <item>
      <createTime>2017-10-31T11:38:52.000Z</createTime>
      <createdBy>arn:aws:iam::123456789012:root</createdBy>
      <defaultVersionNumber>1</defaultVersionNumber>
      <latestVersionNumber>1</latestVersionNumber>
      <launchTemplateId>lt-0a20c965061f64abc</launchTemplateId>
      <launchTemplateName>MyLaunchTemplate</launchTemplateName>
    </item>
  </launchTemplates>
```

```
</DescribeLaunchTemplatesResponse>
```

## See Also

For more information about using this API in one of the language-specific AWS SDKs, see the following:

- [AWS Command Line Interface](#)
- [AWS SDK for .NET](#)
- [AWS SDK for C++](#)
- [AWS SDK for Go v2](#)
- [AWS SDK for Java V2](#)
- [AWS SDK for JavaScript V3](#)
- [AWS SDK for PHP V3](#)
- [AWS SDK for Python](#)
- [AWS SDK for Ruby V3](#)

# DescribeLaunchTemplateVersions

Describes one or more versions of a specified launch template. You can describe all versions, individual versions, or a range of versions. You can also describe all the latest versions or all the default versions of all the launch templates in your account.

## Request Parameters

The following parameters are for this specific action. For more information about required and optional parameters that are common to all actions, see [Common Query Parameters](#).

### DryRun

Checks whether you have the required permissions for the action, without actually making the request, and provides an error response. If you have the required permissions, the error response is `DryRunOperation`. Otherwise, it is `UnauthorizedOperation`.

Type: Boolean

Required: No

### Filter.N

One or more filters.

- `create-time` - The time the launch template version was created.
- `ebs-optimized` - A boolean that indicates whether the instance is optimized for Amazon EBS I/O.
- `http-endpoint` - Indicates whether the HTTP metadata endpoint on your instances is enabled (`enabled` | `disabled`).
- `http-protocol-ipv4` - Indicates whether the IPv4 endpoint for the instance metadata service is enabled (`enabled` | `disabled`).
- `host-resource-group-arn` - The ARN of the host resource group in which to launch the instances.
- `http-tokens` - The state of token usage for your instance metadata requests (`optional` | `required`).
- `iam-instance-profile` - The ARN of the IAM instance profile.
- `image-id` - The ID of the AMI.
- `instance-type` - The instance type.

- `is-default-version` - A boolean that indicates whether the launch template version is the default version.
- `kernel-id` - The kernel ID.
- `license-configuration-arn` - The ARN of the license configuration.
- `network-card-index` - The index of the network card.
- `ram-disk-id` - The RAM disk ID.

Type: Array of [Filter](#) objects

Required: No

### **LaunchTemplateId**

The ID of the launch template.

To describe one or more versions of a specified launch template, you must specify either the launch template ID or the launch template name, but not both.

To describe all the latest or default launch template versions in your account, you must omit this parameter.

Type: String

Required: No

### **LaunchTemplateName**

The name of the launch template.

To describe one or more versions of a specified launch template, you must specify either the launch template name or the launch template ID, but not both.

To describe all the latest or default launch template versions in your account, you must omit this parameter.

Type: String

Length Constraints: Minimum length of 3. Maximum length of 128.

Pattern: `[a-zA-Z0-9\(\)\.\-/_]+`

Required: No



## **LaunchTemplateVersion.N**

One or more versions of the launch template. Valid values depend on whether you are describing a specified launch template (by ID or name) or all launch templates in your account.

To describe one or more versions of a specified launch template, valid values are `$Latest`, `$Default`, and numbers.

To describe all launch templates in your account that are defined as the latest version, the valid value is `$Latest`. To describe all launch templates in your account that are defined as the default version, the valid value is `$Default`. You can specify `$Latest` and `$Default` in the same request. You cannot specify numbers.

Type: Array of strings

Required: No

## **MaxResults**

The maximum number of results to return in a single call. To retrieve the remaining results, make another call with the returned `NextToken` value. This value can be between 1 and 200.

Type: Integer

Required: No

## **MaxVersion**

The version number up to which to describe launch template versions.

Type: String

Required: No

## **MinVersion**

The version number after which to describe launch template versions.

Type: String

Required: No

## **NextToken**

The token to request the next page of results.

Type: String

Required: No

### **ResolveAlias**

If `true`, and if a Systems Manager parameter is specified for `ImageId`, the AMI ID is displayed in the response for `imageId`.

If `false`, and if a Systems Manager parameter is specified for `ImageId`, the parameter is displayed in the response for `imageId`.

For more information, see [Use a Systems Manager parameter instead of an AMI ID](#) in the *Amazon EC2 User Guide*.

Default: `false`

Type: Boolean

Required: No

## **Response Elements**

The following elements are returned by the service.

### **launchTemplateVersionSet**

Information about the launch template versions.

Type: Array of [LaunchTemplateVersion](#) objects

### **nextToken**

The token to use to retrieve the next page of results. This value is `null` when there are no more results to return.

Type: String

### **requestId**

The ID of the request.

Type: String

## Errors

For information about the errors that are common to all actions, see [Common client error codes](#).

## Examples

### Example 1

This example describes all versions of launch template `lt-0a20c965061f64abc` up to version 3.

### Sample Request

```
https://ec2.amazonaws.com/?Action=DescribeLaunchTemplateVersions
&LaunchTemplateId=lt-0a20c965061f64abc
&MaxVersion=3
&AUTHPARAMS
```

### Sample Response

```
<DescribeLaunchTemplateVersionsResponse xmlns="http://ec2.amazonaws.com/
doc/2016-11-15/">
  <requestId>65cadec1-b364-4354-8ca8-4176dexample</requestId>
  <launchTemplateVersionSet>
    <item>
      <createTime>2017-10-31T11:38:52.000Z</createTime>
      <createdBy>arn:aws:iam::123456789012:root</createdBy>
      <defaultVersion>true</defaultVersion>
      <launchTemplateData>
        <imageId>ami-8c1be5f6</imageId>
        <instanceType>t2.micro</instanceType>
      </launchTemplateData>
      <launchTemplateId>lt-0a20c965061f64abc</launchTemplateId>
      <launchTemplateName>MyLaunchTemplate</launchTemplateName>
      <versionDescription>FirstVersion</versionDescription>
      <versionNumber>1</versionNumber>
    </item>
    <item>
      <createTime>2017-10-31T11:52:03.000Z</createTime>
      <createdBy>arn:aws:iam::123456789012:root</createdBy>
      <defaultVersion>false</defaultVersion>
      <launchTemplateData>
        <imageId>ami-12345678</imageId>
```

```

    </launchTemplateData>
    <launchTemplateId>lt-0a20c965061f64abc</launchTemplateId>
    <launchTemplateName>MyLaunchTemplate</launchTemplateName>
    <versionDescription>AMIOnlyv1</versionDescription>
    <versionNumber>2</versionNumber>
  </item>
  <item>
    <createTime>2017-10-31T11:55:15.000Z</createTime>
    <createdBy>arn:aws:iam::123456789012:root</createdBy>
    <defaultVersion>>false</defaultVersion>
    <launchTemplateData>
      <imageId>ami-aabbccdd</imageId>
    </launchTemplateData>
    <launchTemplateId>lt-0a20c965061f64abc</launchTemplateId>
    <launchTemplateName>MyLaunchTemplate</launchTemplateName>
    <versionDescription>AMIOnlyv2</versionDescription>
    <versionNumber>3</versionNumber>
  </item>
</launchTemplateVersionSet>
</DescribeLaunchTemplateVersionsResponse>

```

## Example 2

This example describes all the latest versions of the launch templates in your account.

### Sample Request

```

https://ec2.amazonaws.com/?Action=DescribeLaunchTemplateVersions
&LaunchTemplateVersion.1=$Latest
&AUTHPARAMS

```

### Sample Response

```

<DescribeLaunchTemplateVersionsResponse xmlns="http://ec2.amazonaws.com/doc/2016-11-15/">
  <requestId>65cadec1-b364-4354-8ca8-4176dexample</requestId>
  <launchTemplateVersionSet>
    <item>
      <createTime>2020-01-31T11:38:52.000Z</createTime>
      <createdBy>arn:aws:iam::123456789012:root</createdBy>
      <defaultVersion>>true</defaultVersion>
      <launchTemplateData>
        <imageId>ami-8c1be5f6</imageId>

```

```
        <instanceType>t2.micro</instanceType>
    </launchTemplateData>
    <launchTemplateId>lt-1111111111EXAMPLE</launchTemplateId>
    <launchTemplateName>MyLaunchTemplate1</launchTemplateName>
    <versionDescription>FirstTemplate</versionDescription>
    <versionNumber>1</versionNumber>
</item>
<item>
    <createTime>2020-02-14T11:52:03.000Z</createTime>
    <createdBy>arn:aws:iam::123456789012:root</createdBy>
    <defaultVersion>>false</defaultVersion>
    <launchTemplateData>
        <imageId>ami-12345678</imageId>
        <instanceType>t2.micro</instanceType>
    </launchTemplateData>
    <launchTemplateId>lt-2222222222EXAMPLE</launchTemplateId>
    <launchTemplateName>MyLaunchTemplate2</launchTemplateName>
    <versionDescription>ThirdVersion</versionDescription>
    <versionNumber>3</versionNumber>
</item>
<item>
    <createTime>2020-03-03T11:55:15.000Z</createTime>
    <createdBy>arn:aws:iam::123456789012:root</createdBy>
    <defaultVersion>>false</defaultVersion>
    <launchTemplateData>
        <imageId>ami-aabbccdd</imageId>
        <instanceType>t3.small</instanceType>
    </launchTemplateData>
    <launchTemplateId>lt-3333333333EXAMPLE</launchTemplateId>
    <launchTemplateName>MyLaunchTemplate3</launchTemplateName>
    <versionDescription>AMIOnlyv2</versionDescription>
    <versionNumber>2</versionNumber>
</item>
</launchTemplateVersionSet>
</DescribeLaunchTemplateVersionsResponse>
```

## See Also

For more information about using this API in one of the language-specific AWS SDKs, see the following:

- [AWS Command Line Interface](#)
- [AWS SDK for .NET](#)

- [AWS SDK for C++](#)
- [AWS SDK for Go v2](#)
- [AWS SDK for Java V2](#)
- [AWS SDK for JavaScript V3](#)
- [AWS SDK for PHP V3](#)
- [AWS SDK for Python](#)
- [AWS SDK for Ruby V3](#)

# DescribeLocalGatewayRouteTables

Describes one or more local gateway route tables. By default, all local gateway route tables are described. Alternatively, you can filter the results.

## Request Parameters

The following parameters are for this specific action. For more information about required and optional parameters that are common to all actions, see [Common Query Parameters](#).

### DryRun

Checks whether you have the required permissions for the action, without actually making the request, and provides an error response. If you have the required permissions, the error response is `DryRunOperation`. Otherwise, it is `UnauthorizedOperation`.

Type: Boolean

Required: No

### Filter.N

One or more filters.

- `local-gateway-id` - The ID of a local gateway.
- `local-gateway-route-table-arn` - The Amazon Resource Name (ARN) of the local gateway route table.
- `local-gateway-route-table-id` - The ID of a local gateway route table.
- `outpost-arn` - The Amazon Resource Name (ARN) of the Outpost.
- `owner-id` - The ID of the AWS account that owns the local gateway route table.
- `state` - The state of the local gateway route table.

Type: Array of [Filter](#) objects

Required: No

### LocalGatewayRouteTableId.N

The IDs of the local gateway route tables.

Type: Array of strings

Required: No

### **MaxResults**

The maximum number of results to return with a single call. To retrieve the remaining results, make another call with the returned `nextToken` value.

Type: Integer

Valid Range: Minimum value of 5. Maximum value of 1000.

Required: No

### **NextToken**

The token for the next page of results.

Type: String

Required: No

## **Response Elements**

The following elements are returned by the service.

### **localGatewayRouteTableSet**

Information about the local gateway route tables.

Type: Array of [LocalGatewayRouteTable](#) objects

### **nextToken**

The token to use to retrieve the next page of results. This value is `null` when there are no more results to return.

Type: String

### **requestId**

The ID of the request.

Type: String



## Errors

For information about the errors that are common to all actions, see [Common client error codes](#).

## See Also

For more information about using this API in one of the language-specific AWS SDKs, see the following:

- [AWS Command Line Interface](#)
- [AWS SDK for .NET](#)
- [AWS SDK for C++](#)
- [AWS SDK for Go v2](#)
- [AWS SDK for Java V2](#)
- [AWS SDK for JavaScript V3](#)
- [AWS SDK for PHP V3](#)
- [AWS SDK for Python](#)
- [AWS SDK for Ruby V3](#)

# DescribeLocalGatewayRouteTableVirtualInterfaceGroupAssociations

Describes the associations between virtual interface groups and local gateway route tables.

## Request Parameters

The following parameters are for this specific action. For more information about required and optional parameters that are common to all actions, see [Common Query Parameters](#).

### DryRun

Checks whether you have the required permissions for the action, without actually making the request, and provides an error response. If you have the required permissions, the error response is `DryRunOperation`. Otherwise, it is `UnauthorizedOperation`.

Type: Boolean

Required: No

### Filter.N

One or more filters.

- `local-gateway-id` - The ID of a local gateway.
- `local-gateway-route-table-arn` - The Amazon Resource Name (ARN) of the local gateway route table for the virtual interface group.
- `local-gateway-route-table-id` - The ID of the local gateway route table.
- `local-gateway-route-table-virtual-interface-group-association-id` - The ID of the association.
- `local-gateway-route-table-virtual-interface-group-id` - The ID of the virtual interface group.
- `owner-id` - The ID of the AWS account that owns the local gateway virtual interface group association.
- `state` - The state of the association.

Type: Array of [Filter](#) objects

Required: No

## **LocalGatewayRouteTableVirtualInterfaceGroupAssociationId.N**

The IDs of the associations.

Type: Array of strings

Required: No

## **MaxResults**

The maximum number of results to return with a single call. To retrieve the remaining results, make another call with the returned `nextToken` value.

Type: Integer

Valid Range: Minimum value of 5. Maximum value of 1000.

Required: No

## **NextToken**

The token for the next page of results.

Type: String

Required: No

## **Response Elements**

The following elements are returned by the service.

### **localGatewayRouteTableVirtualInterfaceGroupAssociationSet**

Information about the associations.

Type: Array of [LocalGatewayRouteTableVirtualInterfaceGroupAssociation](#) objects

### **nextToken**

The token to use to retrieve the next page of results. This value is `null` when there are no more results to return.

Type: String

## requestId

The ID of the request.

Type: String

## Errors

For information about the errors that are common to all actions, see [Common client error codes](#).

## See Also

For more information about using this API in one of the language-specific AWS SDKs, see the following:

- [AWS Command Line Interface](#)
- [AWS SDK for .NET](#)
- [AWS SDK for C++](#)
- [AWS SDK for Go v2](#)
- [AWS SDK for Java V2](#)
- [AWS SDK for JavaScript V3](#)
- [AWS SDK for PHP V3](#)
- [AWS SDK for Python](#)
- [AWS SDK for Ruby V3](#)

# DescribeLocalGatewayRouteTableVpcAssociations

Describes the specified associations between VPCs and local gateway route tables.

## Request Parameters

The following parameters are for this specific action. For more information about required and optional parameters that are common to all actions, see [Common Query Parameters](#).

### DryRun

Checks whether you have the required permissions for the action, without actually making the request, and provides an error response. If you have the required permissions, the error response is `DryRunOperation`. Otherwise, it is `UnauthorizedOperation`.

Type: Boolean

Required: No

### Filter.N

One or more filters.

- `local-gateway-id` - The ID of a local gateway.
- `local-gateway-route-table-arn` - The Amazon Resource Name (ARN) of the local gateway route table for the association.
- `local-gateway-route-table-id` - The ID of the local gateway route table.
- `local-gateway-route-table-vpc-association-id` - The ID of the association.
- `owner-id` - The ID of the AWS account that owns the local gateway route table for the association.
- `state` - The state of the association.
- `vpc-id` - The ID of the VPC.

Type: Array of [Filter](#) objects

Required: No

### LocalGatewayRouteTableVpcAssociationId.N

The IDs of the associations.

Type: Array of strings

Required: No

### **MaxResults**

The maximum number of results to return with a single call. To retrieve the remaining results, make another call with the returned `nextToken` value.

Type: Integer

Valid Range: Minimum value of 5. Maximum value of 1000.

Required: No

### **NextToken**

The token for the next page of results.

Type: String

Required: No

## **Response Elements**

The following elements are returned by the service.

### **localGatewayRouteTableVpcAssociationSet**

Information about the associations.

Type: Array of [LocalGatewayRouteTableVpcAssociation](#) objects

### **nextToken**

The token to use to retrieve the next page of results. This value is `null` when there are no more results to return.

Type: String

### **requestId**

The ID of the request.

Type: String

## Errors

For information about the errors that are common to all actions, see [Common client error codes](#).

## See Also

For more information about using this API in one of the language-specific AWS SDKs, see the following:

- [AWS Command Line Interface](#)
- [AWS SDK for .NET](#)
- [AWS SDK for C++](#)
- [AWS SDK for Go v2](#)
- [AWS SDK for Java V2](#)
- [AWS SDK for JavaScript V3](#)
- [AWS SDK for PHP V3](#)
- [AWS SDK for Python](#)
- [AWS SDK for Ruby V3](#)

# DescribeLocalGateways

Describes one or more local gateways. By default, all local gateways are described. Alternatively, you can filter the results.

## Request Parameters

The following parameters are for this specific action. For more information about required and optional parameters that are common to all actions, see [Common Query Parameters](#).

### DryRun

Checks whether you have the required permissions for the action, without actually making the request, and provides an error response. If you have the required permissions, the error response is `DryRunOperation`. Otherwise, it is `UnauthorizedOperation`.

Type: Boolean

Required: No

### Filter.N

One or more filters.

- `local-gateway-id` - The ID of a local gateway.
- `outpost-arn` - The Amazon Resource Name (ARN) of the Outpost.
- `owner-id` - The ID of the AWS account that owns the local gateway.
- `state` - The state of the association.

Type: Array of [Filter](#) objects

Required: No

### LocalGatewayId.N

The IDs of the local gateways.

Type: Array of strings

Required: No



## MaxResults

The maximum number of results to return with a single call. To retrieve the remaining results, make another call with the returned `nextToken` value.

Type: Integer

Valid Range: Minimum value of 5. Maximum value of 1000.

Required: No

## NextToken

The token for the next page of results.

Type: String

Required: No

## Response Elements

The following elements are returned by the service.

### localGatewaySet

Information about the local gateways.

Type: Array of [LocalGateway](#) objects

### nextToken

The token to use to retrieve the next page of results. This value is `null` when there are no more results to return.

Type: String

### requestId

The ID of the request.

Type: String

## Errors

For information about the errors that are common to all actions, see [Common client error codes](#).

## See Also

For more information about using this API in one of the language-specific AWS SDKs, see the following:

- [AWS Command Line Interface](#)
- [AWS SDK for .NET](#)
- [AWS SDK for C++](#)
- [AWS SDK for Go v2](#)
- [AWS SDK for Java V2](#)
- [AWS SDK for JavaScript V3](#)
- [AWS SDK for PHP V3](#)
- [AWS SDK for Python](#)
- [AWS SDK for Ruby V3](#)

# DescribeLocalGatewayVirtualInterfaceGroups

Describes the specified local gateway virtual interface groups.

## Request Parameters

The following parameters are for this specific action. For more information about required and optional parameters that are common to all actions, see [Common Query Parameters](#).

### DryRun

Checks whether you have the required permissions for the action, without actually making the request, and provides an error response. If you have the required permissions, the error response is `DryRunOperation`. Otherwise, it is `UnauthorizedOperation`.

Type: Boolean

Required: No

### Filter.N

One or more filters.

- `local-gateway-id` - The ID of a local gateway.
- `local-gateway-virtual-interface-group-id` - The ID of the virtual interface group.
- `local-gateway-virtual-interface-id` - The ID of the virtual interface.
- `owner-id` - The ID of the AWS account that owns the local gateway virtual interface group.

Type: Array of [Filter](#) objects

Required: No

### LocalGatewayVirtualInterfaceGroupId.N

The IDs of the virtual interface groups.

Type: Array of strings

Required: No

### MaxResults

The maximum number of results to return with a single call. To retrieve the remaining results, make another call with the returned `nextToken` value.

Type: Integer

Valid Range: Minimum value of 5. Maximum value of 1000.

Required: No

### **NextToken**

The token for the next page of results.

Type: String

Required: No

## **Response Elements**

The following elements are returned by the service.

### **localGatewayVirtualInterfaceGroupSet**

The virtual interface groups.

Type: Array of [LocalGatewayVirtualInterfaceGroup](#) objects

### **nextToken**

The token to use to retrieve the next page of results. This value is `null` when there are no more results to return.

Type: String

### **requestId**

The ID of the request.

Type: String

## **Errors**

For information about the errors that are common to all actions, see [Common client error codes](#).

## **See Also**

For more information about using this API in one of the language-specific AWS SDKs, see the following:

- [AWS Command Line Interface](#)
- [AWS SDK for .NET](#)
- [AWS SDK for C++](#)
- [AWS SDK for Go v2](#)
- [AWS SDK for Java V2](#)
- [AWS SDK for JavaScript V3](#)
- [AWS SDK for PHP V3](#)
- [AWS SDK for Python](#)
- [AWS SDK for Ruby V3](#)

# DescribeLocalGatewayVirtualInterfaces

Describes the specified local gateway virtual interfaces.

## Request Parameters

The following parameters are for this specific action. For more information about required and optional parameters that are common to all actions, see [Common Query Parameters](#).

### DryRun

Checks whether you have the required permissions for the action, without actually making the request, and provides an error response. If you have the required permissions, the error response is `DryRunOperation`. Otherwise, it is `UnauthorizedOperation`.

Type: Boolean

Required: No

### Filter.N

One or more filters.

- `local-address` - The local address.
- `local-bgp-asn` - The Border Gateway Protocol (BGP) Autonomous System Number (ASN) of the local gateway.
- `local-gateway-id` - The ID of the local gateway.
- `local-gateway-virtual-interface-id` - The ID of the virtual interface.
- `owner-id` - The ID of the AWS account that owns the local gateway virtual interface.
- `peer-address` - The peer address.
- `peer-bgp-asn` - The peer BGP ASN.
- `vlan` - The ID of the VLAN.

Type: Array of [Filter](#) objects

Required: No

### LocalGatewayVirtualInterfaceId.N

The IDs of the virtual interfaces.

Type: Array of strings

Required: No

### **MaxResults**

The maximum number of results to return with a single call. To retrieve the remaining results, make another call with the returned `nextToken` value.

Type: Integer

Valid Range: Minimum value of 5. Maximum value of 1000.

Required: No

### **NextToken**

The token for the next page of results.

Type: String

Required: No

## **Response Elements**

The following elements are returned by the service.

### **localGatewayVirtualInterfaceSet**

Information about the virtual interfaces.

Type: Array of [LocalGatewayVirtualInterface](#) objects

### **nextToken**

The token to use to retrieve the next page of results. This value is `null` when there are no more results to return.

Type: String

### **requestId**

The ID of the request.

Type: String

## Errors

For information about the errors that are common to all actions, see [Common client error codes](#).

## See Also

For more information about using this API in one of the language-specific AWS SDKs, see the following:

- [AWS Command Line Interface](#)
- [AWS SDK for .NET](#)
- [AWS SDK for C++](#)
- [AWS SDK for Go v2](#)
- [AWS SDK for Java V2](#)
- [AWS SDK for JavaScript V3](#)
- [AWS SDK for PHP V3](#)
- [AWS SDK for Python](#)
- [AWS SDK for Ruby V3](#)



# DescribeLockedSnapshots

Describes the lock status for a snapshot.

## Request Parameters

The following parameters are for this specific action. For more information about required and optional parameters that are common to all actions, see [Common Query Parameters](#).

### DryRun

Checks whether you have the required permissions for the action, without actually making the request, and provides an error response. If you have the required permissions, the error response is `DryRunOperation`. Otherwise, it is `UnauthorizedOperation`.

Type: Boolean

Required: No

### Filter.N

The filters.

- `lock-state` - The state of the snapshot lock (`compliance-cooloff` | `governance` | `compliance` | `expired`).

Type: Array of [Filter](#) objects

Required: No

### MaxResults

The maximum number of items to return for this request. To get the next page of items, make another request with the token returned in the output. For more information, see [Pagination](#).

Type: Integer

Valid Range: Minimum value of 5. Maximum value of 1000.

Required: No

### NextToken

The token returned from a previous paginated request. Pagination continues from the end of the items returned by the previous request.

Type: String

Required: No

### **SnapshotId.N**

The IDs of the snapshots for which to view the lock status.

Type: Array of strings

Required: No

## **Response Elements**

The following elements are returned by the service.

### **nextToken**

The token to include in another request to get the next page of items. This value is `null` when there are no more items to return.

Type: String

### **requestId**

The ID of the request.

Type: String

### **snapshotSet**

Information about the snapshots.

Type: Array of [LockedSnapshotsInfo](#) objects

## **Errors**

For information about the errors that are common to all actions, see [Common client error codes](#).

## **See Also**

For more information about using this API in one of the language-specific AWS SDKs, see the following:

- [AWS Command Line Interface](#)
- [AWS SDK for .NET](#)
- [AWS SDK for C++](#)
- [AWS SDK for Go v2](#)
- [AWS SDK for Java V2](#)
- [AWS SDK for JavaScript V3](#)
- [AWS SDK for PHP V3](#)
- [AWS SDK for Python](#)
- [AWS SDK for Ruby V3](#)

# DescribeMacHosts

Describes the specified EC2 Mac Dedicated Host or all of your EC2 Mac Dedicated Hosts.

## Request Parameters

The following parameters are for this specific action. For more information about required and optional parameters that are common to all actions, see [Common Query Parameters](#).

### Filter.N

The filters.

- `availability-zone` - The Availability Zone of the EC2 Mac Dedicated Host.
- `instance-type` - The instance type size that the EC2 Mac Dedicated Host is configured to support.

Type: Array of [Filter](#) objects

Required: No

### HostId.N

The IDs of the EC2 Mac Dedicated Hosts.

Type: Array of strings

Required: No

### MaxResults

The maximum number of results to return for the request in a single page. The remaining results can be seen by sending another request with the returned `nextToken` value. This value can be between 5 and 500. If `maxResults` is given a larger value than 500, you receive an error.

Type: Integer

Valid Range: Minimum value of 5. Maximum value of 500.

Required: No

### NextToken

The token to use to retrieve the next page of results.

Type: String

Required: No

## Response Elements

The following elements are returned by the service.

### macHostSet

Information about the EC2 Mac Dedicated Hosts.

Type: Array of [MacHost](#) objects

### nextToken

The token to use to retrieve the next page of results.

Type: String

### requestId

The ID of the request.

Type: String

## Errors

For information about the errors that are common to all actions, see [Common client error codes](#).

## See Also

For more information about using this API in one of the language-specific AWS SDKs, see the following:

- [AWS Command Line Interface](#)
- [AWS SDK for .NET](#)
- [AWS SDK for C++](#)
- [AWS SDK for Go v2](#)
- [AWS SDK for Java V2](#)

- [AWS SDK for JavaScript V3](#)
- [AWS SDK for PHP V3](#)
- [AWS SDK for Python](#)
- [AWS SDK for Ruby V3](#)

# DescribeManagedPrefixLists

Describes your managed prefix lists and any AWS-managed prefix lists.

To view the entries for your prefix list, use [GetManagedPrefixListEntries](#).

## Request Parameters

The following parameters are for this specific action. For more information about required and optional parameters that are common to all actions, see [Common Query Parameters](#).

### DryRun

Checks whether you have the required permissions for the action, without actually making the request, and provides an error response. If you have the required permissions, the error response is `DryRunOperation`. Otherwise, it is `UnauthorizedOperation`.

Type: Boolean

Required: No

### Filter.N

One or more filters.

- `owner-id` - The ID of the prefix list owner.
- `prefix-list-id` - The ID of the prefix list.
- `prefix-list-name` - The name of the prefix list.

Type: Array of [Filter](#) objects

Required: No

### MaxResults

The maximum number of results to return with a single call. To retrieve the remaining results, make another call with the returned `nextToken` value.

Type: Integer

Valid Range: Minimum value of 1. Maximum value of 100.

Required: No

## NextToken

The token for the next page of results.

Type: String

Required: No

## PrefixListId.N

One or more prefix list IDs.

Type: Array of strings

Required: No

## Response Elements

The following elements are returned by the service.

### nextToken

The token to use to retrieve the next page of results. This value is `null` when there are no more results to return.

Type: String

### prefixListSet

Information about the prefix lists.

Type: Array of [ManagedPrefixList](#) objects

### requestId

The ID of the request.

Type: String

## Errors

For information about the errors that are common to all actions, see [Common client error codes](#).



## Examples

### Example

This example describes managed prefix lists and filters by the prefix lists owned by account 123456789012.

### Sample Request

```
https://ec2.amazonaws.com/?Action=DescribeManagedPrefixList
&Filter.1.Name=owner-id
&Filter.1.Value.1=123456789012
&AUTHPARAMS
```

### Sample Response

```
<DescribeManagedPrefixListsResponse xmlns="http://ec2.amazonaws.com/doc/2016-11-15/">
  <requestId>ace27020-4268-4c9c-a8d3-example</requestId>
  <prefixListSet>
    <item>
      <addressFamily>IPv4</addressFamily>
      <maxEntries>10</maxEntries>
      <ownerId>123456789012</ownerId>
      <prefixListArn>arn:aws:ec2:us-east-1:123456789012:prefix-list/
pl-0123123123123123aabb</prefixListArn>
      <prefixListId>pl-0123123123123123aabb</prefixListId>
      <prefixListName>tgw-attachments</prefixListName>
      <state>create-complete</state>
      <tagSet>
        <item>
          <key>Purpose</key>
          <value>For TGW-1a attachments</value>
        </item>
      </tagSet>
      <version>1</version>
    </item>
  </prefixListSet>
</DescribeManagedPrefixListsResponse>
```

## See Also

For more information about using this API in one of the language-specific AWS SDKs, see the following:

- [AWS Command Line Interface](#)
- [AWS SDK for .NET](#)
- [AWS SDK for C++](#)
- [AWS SDK for Go v2](#)
- [AWS SDK for Java V2](#)
- [AWS SDK for JavaScript V3](#)
- [AWS SDK for PHP V3](#)
- [AWS SDK for Python](#)
- [AWS SDK for Ruby V3](#)

# DescribeMovingAddresses

## Note

This action is deprecated.

Describes your Elastic IP addresses that are being moved from or being restored to the EC2-Classic platform. This request does not return information about any other Elastic IP addresses in your account.

## Request Parameters

The following parameters are for this specific action. For more information about required and optional parameters that are common to all actions, see [Common Query Parameters](#).

### DryRun

Checks whether you have the required permissions for the action, without actually making the request, and provides an error response. If you have the required permissions, the error response is `DryRunOperation`. Otherwise, it is `UnauthorizedOperation`.

Type: Boolean

Required: No

### Filter.N

One or more filters.

- `moving-status` - The status of the Elastic IP address (`MovingToVpc` | `RestoringToClassic`).

Type: Array of [Filter](#) objects

Required: No

### MaxResults

The maximum number of results to return for the request in a single page. The remaining results of the initial request can be seen by sending another request with the returned `NextToken` value. This value can be between 5 and 1000; if `MaxResults` is given a value outside of this range, an error is returned.

Default: If no value is provided, the default is 1000.

Type: Integer

Valid Range: Minimum value of 5. Maximum value of 1000.

Required: No

### **NextToken**

The token for the next page of results.

Type: String

Required: No

### **PublicIp.N**

One or more Elastic IP addresses.

Type: Array of strings

Required: No

## **Response Elements**

The following elements are returned by the service.

### **movingAddressStatusSet**

The status for each Elastic IP address.

Type: Array of [MovingAddressStatus](#) objects

### **nextToken**

The token to use to retrieve the next page of results. This value is `null` when there are no more results to return.

Type: String

### **requestId**

The ID of the request.

Type: String

## Errors

For information about the errors that are common to all actions, see [Common client error codes](#).

## See Also

For more information about using this API in one of the language-specific AWS SDKs, see the following:

- [AWS Command Line Interface](#)
- [AWS SDK for .NET](#)
- [AWS SDK for C++](#)
- [AWS SDK for Go v2](#)
- [AWS SDK for Java V2](#)
- [AWS SDK for JavaScript V3](#)
- [AWS SDK for PHP V3](#)
- [AWS SDK for Python](#)
- [AWS SDK for Ruby V3](#)

# DescribeNatGateways

Describes your NAT gateways. The default is to describe all your NAT gateways. Alternatively, you can specify specific NAT gateway IDs or filter the results to include only the NAT gateways that match specific criteria.

## Request Parameters

The following parameters are for this specific action. For more information about required and optional parameters that are common to all actions, see [Common Query Parameters](#).

### DryRun

Checks whether you have the required permissions for the action, without actually making the request, and provides an error response. If you have the required permissions, the error response is `DryRunOperation`. Otherwise, it is `UnauthorizedOperation`.

Type: Boolean

Required: No

### Filter.N

The filters.

- `nat-gateway-id` - The ID of the NAT gateway.
- `state` - The state of the NAT gateway (`pending` | `failed` | `available` | `deleting` | `deleted`).
- `subnet-id` - The ID of the subnet in which the NAT gateway resides.
- `tag:<key>` - The key/value combination of a tag assigned to the resource. Use the tag key in the filter name and the tag value as the filter value. For example, to find all resources that have a tag with the key `Owner` and the value `TeamA`, specify `tag:Owner` for the filter name and `TeamA` for the filter value.
- `tag-key` - The key of a tag assigned to the resource. Use this filter to find all resources assigned a tag with a specific key, regardless of the tag value.
- `vpc-id` - The ID of the VPC in which the NAT gateway resides.

Type: Array of [Filter](#) objects

Required: No

## MaxResults

The maximum number of items to return for this request. To get the next page of items, make another request with the token returned in the output. For more information, see [Pagination](#).

Type: Integer

Valid Range: Minimum value of 5. Maximum value of 1000.

Required: No

## NatGatewayId.N

The IDs of the NAT gateways.

Type: Array of strings

Required: No

## NextToken

The token returned from a previous paginated request. Pagination continues from the end of the items returned by the previous request.

Type: String

Required: No

## Response Elements

The following elements are returned by the service.

### natGatewaySet

Information about the NAT gateways.

Type: Array of [NatGateway](#) objects

### nextToken

The token to include in another request to get the next page of items. This value is null when there are no more items to return.

Type: String

## requestId

The ID of the request.

Type: String

## Errors

For information about the errors that are common to all actions, see [Common client error codes](#).

## Examples

### Example

This example describes all of your NAT gateways.

### Sample Request

```
https://ec2.amazonaws.com/?Action=DescribeNatGateways
&AUTHPARAMS
```

### Sample Response

```
<DescribeNatGatewaysResponse xmlns="http://ec2.amazonaws.com/doc/2016-11-15/">
  <requestId>fcb1ea98-1c04-4f9f-a96d-61442example</requestId>
  <natGatewaySet>
    <item>
      <createTime>2017-02-22T09:30:33.000Z</createTime>
      <natGatewayAddressSet>
        <item>
          <allocationId>eipalloc-8f409cb1</allocationId>
          <networkInterfaceId>eni-1c8fa2fc</networkInterfaceId>
          <privateIp>10.0.0.174</privateIp>
          <publicIp>203.0.113.5</publicIp>
        </item>
      </natGatewayAddressSet>
      <natGatewayId>nat-05a4fd8a2a3e2574d</natGatewayId>
      <state>available</state>
      <subnetId>subnet-7b16de0c</subnetId>
      <tagSet>
        <item>
```



```
        <key>Name</key>
        <value>MyNatGateway</value>
    </item>
</tagSet>
    <vpcId>vpc-1a2b3c4d</vpcId>
</item>
</natGatewaySet>
</DescribeNatGatewaysResponse>
```

## See Also

For more information about using this API in one of the language-specific AWS SDKs, see the following:

- [AWS Command Line Interface](#)
- [AWS SDK for .NET](#)
- [AWS SDK for C++](#)
- [AWS SDK for Go v2](#)
- [AWS SDK for Java V2](#)
- [AWS SDK for JavaScript V3](#)
- [AWS SDK for PHP V3](#)
- [AWS SDK for Python](#)
- [AWS SDK for Ruby V3](#)

# DescribeNetworkAcls

Describes your network ACLs. The default is to describe all your network ACLs. Alternatively, you can specify specific network ACL IDs or filter the results to include only the network ACLs that match specific criteria.

For more information, see [Network ACLs](#) in the *Amazon VPC User Guide*.

## Request Parameters

The following parameters are for this specific action. For more information about required and optional parameters that are common to all actions, see [Common Query Parameters](#).

### DryRun

Checks whether you have the required permissions for the action, without actually making the request, and provides an error response. If you have the required permissions, the error response is `DryRunOperation`. Otherwise, it is `UnauthorizedOperation`.

Type: Boolean

Required: No

### Filter.N

The filters.

- `association.association-id` - The ID of an association ID for the ACL.
- `association.network-acl-id` - The ID of the network ACL involved in the association.
- `association.subnet-id` - The ID of the subnet involved in the association.
- `default` - Indicates whether the ACL is the default network ACL for the VPC.
- `entry.cidr` - The IPv4 CIDR range specified in the entry.
- `entry.icmp.code` - The ICMP code specified in the entry, if any.
- `entry.icmp.type` - The ICMP type specified in the entry, if any.
- `entry.ipv6-cidr` - The IPv6 CIDR range specified in the entry.
- `entry.port-range.from` - The start of the port range specified in the entry.
- `entry.port-range.to` - The end of the port range specified in the entry.
- `entry.protocol` - The protocol specified in the entry (`tcp` | `udp` | `icmp` or a protocol number).

- `entry.rule-action` - Allows or denies the matching traffic (allow | deny).
- `entry.egress` - A Boolean that indicates the type of rule. Specify `true` for egress rules, or `false` for ingress rules.
- `entry.rule-number` - The number of an entry (in other words, rule) in the set of ACL entries.
- `network-acl-id` - The ID of the network ACL.
- `owner-id` - The ID of the AWS account that owns the network ACL.
- `tag:<key>` - The key/value combination of a tag assigned to the resource. Use the tag key in the filter name and the tag value as the filter value. For example, to find all resources that have a tag with the key `Owner` and the value `TeamA`, specify `tag:Owner` for the filter name and `TeamA` for the filter value.
- `tag-key` - The key of a tag assigned to the resource. Use this filter to find all resources assigned a tag with a specific key, regardless of the tag value.
- `vpc-id` - The ID of the VPC for the network ACL.

Type: Array of [Filter](#) objects

Required: No

### MaxResults

The maximum number of items to return for this request. To get the next page of items, make another request with the token returned in the output. For more information, see [Pagination](#).

Type: Integer

Valid Range: Minimum value of 5. Maximum value of 1000.

Required: No

### NetworkAclId.N

The IDs of the network ACLs.

Type: Array of strings

Required: No

### NextToken

The token returned from a previous paginated request. Pagination continues from the end of the items returned by the previous request.

Type: String

Required: No

## Response Elements

The following elements are returned by the service.

### **networkAclSet**

Information about the network ACLs.

Type: Array of [NetworkAcl](#) objects

### **nextToken**

The token to include in another request to get the next page of items. This value is null when there are no more items to return.

Type: String

### **requestId**

The ID of the request.

Type: String

## Errors

For information about the errors that are common to all actions, see [Common client error codes](#).

## Examples

### Example

This example describes all your network ACLs.

### Sample Request

```
https://ec2.amazonaws.com/?Action=DescribeNetworkAcls
&AUTHPARAMS
```

## Sample Response

```
<DescribeNetworkAclsResponse xmlns="http://ec2.amazonaws.com/doc/2016-11-15/">
  <requestId>be8171a0-2b2a-4a02-8b13-9c3436f2f02d</requestId>
  <networkAclSet>
    <item>
      <networkAclId>acl-0ea1f54ca7EXAMPLE</networkAclId>
      <vpcId>vpc-06e4ab6c6cEXAMPLE</vpcId>
      <ownerId>111122223333</ownerId>
      <default>true</default>
      <entrySet>
        <item>
          <ruleNumber>100</ruleNumber>
          <protocol>-1</protocol>
          <ruleAction>allow</ruleAction>
          <egress>true</egress>
          <cidrBlock>0.0.0.0/0</cidrBlock>
        </item>
        <item>
          <ruleNumber>32767</ruleNumber>
          <protocol>-1</protocol>
          <ruleAction>deny</ruleAction>
          <egress>true</egress>
          <cidrBlock>0.0.0.0/0</cidrBlock>
        </item>
        <item>
          <ruleNumber>100</ruleNumber>
          <protocol>-1</protocol>
          <ruleAction>allow</ruleAction>
          <egress>>false</egress>
          <cidrBlock>0.0.0.0/0</cidrBlock>
        </item>
        <item>
          <ruleNumber>32767</ruleNumber>
          <protocol>-1</protocol>
          <ruleAction>deny</ruleAction>
          <egress>>false</egress>
          <cidrBlock>0.0.0.0/0</cidrBlock>
        </item>
      </entrySet>
      <associationSet>
        <item>
          <networkAclAssociationId>aclassoc-0c1679dc41EXAMPLE</
networkAclAssociationId>
```

```
        <networkAclId>acl-0ea1f54ca7EXAMPLE</networkAclId>
        <subnetId>subnet-0931fc2fa5EXAMPLE</subnetId>
    </item>
</associationSet>
<tagSet/>
</item>
<item>
    <networkAclId>acl-09a47ac966EXAMPLE</networkAclId>
    <vpcId>vpc-06b7830650EXAMPLE</vpcId>
    <ownerId>111122223333</ownerId>
    <default>>true</default>
    <entrySet>
        <item>
            <ruleNumber>100</ruleNumber>
            <protocol>-1</protocol>
            <ruleAction>allow</ruleAction>
            <egress>>true</egress>
            <cidrBlock>0.0.0.0/0</cidrBlock>
        </item>
        <item>
            <ruleNumber>32767</ruleNumber>
            <protocol>-1</protocol>
            <ruleAction>deny</ruleAction>
            <egress>>true</egress>
            <cidrBlock>0.0.0.0/0</cidrBlock>
        </item>
        <item>
            <ruleNumber>100</ruleNumber>
            <protocol>-1</protocol>
            <ruleAction>allow</ruleAction>
            <egress>>false</egress>
            <cidrBlock>0.0.0.0/0</cidrBlock>
        </item>
        <item>
            <ruleNumber>32767</ruleNumber>
            <protocol>-1</protocol>
            <ruleAction>deny</ruleAction>
            <egress>>false</egress>
            <cidrBlock>0.0.0.0/0</cidrBlock>
        </item>
    </entrySet>
</associationSet/>
<tagSet/>
</item>
```

```
</networkAclSet>  
</DescribeNetworkAclsResponse>
```

## See Also

For more information about using this API in one of the language-specific AWS SDKs, see the following:

- [AWS Command Line Interface](#)
- [AWS SDK for .NET](#)
- [AWS SDK for C++](#)
- [AWS SDK for Go v2](#)
- [AWS SDK for Java V2](#)
- [AWS SDK for JavaScript V3](#)
- [AWS SDK for PHP V3](#)
- [AWS SDK for Python](#)
- [AWS SDK for Ruby V3](#)

# DescribeNetworkInsightsAccessScopeAnalyses

Describes the specified Network Access Scope analyses.

## Request Parameters

The following parameters are for this specific action. For more information about required and optional parameters that are common to all actions, see [Common Query Parameters](#).

### AnalysisStartTimeBegin

Filters the results based on the start time. The analysis must have started on or after this time.

Type: Timestamp

Required: No

### AnalysisStartTimeEnd

Filters the results based on the start time. The analysis must have started on or before this time.

Type: Timestamp

Required: No

### DryRun

Checks whether you have the required permissions for the action, without actually making the request, and provides an error response. If you have the required permissions, the error response is `DryRunOperation`. Otherwise, it is `UnauthorizedOperation`.

Type: Boolean

Required: No

### Filter.N

There are no supported filters.

Type: Array of [Filter](#) objects

Required: No



## MaxResults

The maximum number of results to return with a single call. To retrieve the remaining results, make another call with the returned `nextToken` value.

Type: Integer

Valid Range: Minimum value of 1. Maximum value of 100.

Required: No

## NetworkInsightsAccessScopeAnalysisId.N

The IDs of the Network Access Scope analyses.

Type: Array of strings

Required: No

## NetworkInsightsAccessScopeId

The ID of the Network Access Scope.

Type: String

Required: No

## NextToken

The token for the next page of results.

Type: String

Required: No

## Response Elements

The following elements are returned by the service.

### networkInsightsAccessScopeAnalysisSet

The Network Access Scope analyses.

Type: Array of [NetworkInsightsAccessScopeAnalysis](#) objects

## nextToken

The token to use to retrieve the next page of results. This value is `null` when there are no more results to return.

Type: String

## requestId

The ID of the request.

Type: String

## Errors

For information about the errors that are common to all actions, see [Common client error codes](#).

## See Also

For more information about using this API in one of the language-specific AWS SDKs, see the following:

- [AWS Command Line Interface](#)
- [AWS SDK for .NET](#)
- [AWS SDK for C++](#)
- [AWS SDK for Go v2](#)
- [AWS SDK for Java V2](#)
- [AWS SDK for JavaScript V3](#)
- [AWS SDK for PHP V3](#)
- [AWS SDK for Python](#)
- [AWS SDK for Ruby V3](#)

# DescribeNetworkInsightsAccessScopes

Describes the specified Network Access Scopes.

## Request Parameters

The following parameters are for this specific action. For more information about required and optional parameters that are common to all actions, see [Common Query Parameters](#).

### DryRun

Checks whether you have the required permissions for the action, without actually making the request, and provides an error response. If you have the required permissions, the error response is `DryRunOperation`. Otherwise, it is `UnauthorizedOperation`.

Type: Boolean

Required: No

### Filter.N

There are no supported filters.

Type: Array of [Filter](#) objects

Required: No

### MaxResults

The maximum number of results to return with a single call. To retrieve the remaining results, make another call with the returned `nextToken` value.

Type: Integer

Valid Range: Minimum value of 1. Maximum value of 100.

Required: No

### NetworkInsightsAccessScopeId.N

The IDs of the Network Access Scopes.

Type: Array of strings

Required: No

### **NextToken**

The token for the next page of results.

Type: String

Required: No

## **Response Elements**

The following elements are returned by the service.

### **networkInsightsAccessScopeSet**

The Network Access Scopes.

Type: Array of [NetworkInsightsAccessScope](#) objects

### **nextToken**

The token to use to retrieve the next page of results. This value is `null` when there are no more results to return.

Type: String

### **requestId**

The ID of the request.

Type: String

## **Errors**

For information about the errors that are common to all actions, see [Common client error codes](#).

## **See Also**

For more information about using this API in one of the language-specific AWS SDKs, see the following:

- [AWS Command Line Interface](#)

- [AWS SDK for .NET](#)
- [AWS SDK for C++](#)
- [AWS SDK for Go v2](#)
- [AWS SDK for Java V2](#)
- [AWS SDK for JavaScript V3](#)
- [AWS SDK for PHP V3](#)
- [AWS SDK for Python](#)
- [AWS SDK for Ruby V3](#)

# DescribeNetworkInsightsAnalyses

Describes one or more of your network insights analyses.

## Request Parameters

The following parameters are for this specific action. For more information about required and optional parameters that are common to all actions, see [Common Query Parameters](#).

### AnalysisEndTime

The time when the network insights analyses ended.

Type: Timestamp

Required: No

### AnalysisStartTime

The time when the network insights analyses started.

Type: Timestamp

Required: No

### DryRun

Checks whether you have the required permissions for the action, without actually making the request, and provides an error response. If you have the required permissions, the error response is `DryRunOperation`. Otherwise, it is `UnauthorizedOperation`.

Type: Boolean

Required: No

### Filter.N

The filters. The following are the possible values:

- `path-found` - A Boolean value that indicates whether a feasible path is found.
- `status` - The status of the analysis (running | succeeded | failed).

Type: Array of [Filter](#) objects

Required: No

## MaxResults

The maximum number of results to return with a single call. To retrieve the remaining results, make another call with the returned `nextToken` value.

Type: Integer

Valid Range: Minimum value of 1. Maximum value of 100.

Required: No

## NetworkInsightsAnalysisId.N

The ID of the network insights analyses. You must specify either analysis IDs or a path ID.

Type: Array of strings

Required: No

## NetworkInsightsPathId

The ID of the path. You must specify either a path ID or analysis IDs.

Type: String

Required: No

## NextToken

The token for the next page of results.

Type: String

Required: No

## Response Elements

The following elements are returned by the service.

### **networkInsightsAnalysisSet**

Information about the network insights analyses.

Type: Array of [NetworkInsightsAnalysis](#) objects

## nextToken

The token to use to retrieve the next page of results. This value is `null` when there are no more results to return.

Type: String

## requestId

The ID of the request.

Type: String

## Errors

For information about the errors that are common to all actions, see [Common client error codes](#).

## See Also

For more information about using this API in one of the language-specific AWS SDKs, see the following:

- [AWS Command Line Interface](#)
- [AWS SDK for .NET](#)
- [AWS SDK for C++](#)
- [AWS SDK for Go v2](#)
- [AWS SDK for Java V2](#)
- [AWS SDK for JavaScript V3](#)
- [AWS SDK for PHP V3](#)
- [AWS SDK for Python](#)
- [AWS SDK for Ruby V3](#)



# DescribeNetworkInsightsPaths

Describes one or more of your paths.

## Request Parameters

The following parameters are for this specific action. For more information about required and optional parameters that are common to all actions, see [Common Query Parameters](#).

### DryRun

Checks whether you have the required permissions for the action, without actually making the request, and provides an error response. If you have the required permissions, the error response is `DryRunOperation`. Otherwise, it is `UnauthorizedOperation`.

Type: Boolean

Required: No

### Filter.N

The filters. The following are the possible values:

- `destination` - The ID of the resource.
- `filter-at-source.source-address` - The source IPv4 address at the source.
- `filter-at-source.source-port-range` - The source port range at the source.
- `filter-at-source.destination-address` - The destination IPv4 address at the source.
- `filter-at-source.destination-port-range` - The destination port range at the source.
- `filter-at-destination.source-address` - The source IPv4 address at the destination.
- `filter-at-destination.source-port-range` - The source port range at the destination.
- `filter-at-destination.destination-address` - The destination IPv4 address at the destination.
- `filter-at-destination.destination-port-range` - The destination port range at the destination.
- `protocol` - The protocol.
- `source` - The ID of the resource.

Type: Array of [Filter](#) objects

Required: No

## MaxResults

The maximum number of results to return with a single call. To retrieve the remaining results, make another call with the returned `nextToken` value.

Type: Integer

Valid Range: Minimum value of 1. Maximum value of 100.

Required: No

## NetworkInsightsPathId.N

The IDs of the paths.

Type: Array of strings

Required: No

## NextToken

The token for the next page of results.

Type: String

Required: No

## Response Elements

The following elements are returned by the service.

### **networkInsightsPathSet**

Information about the paths.

Type: Array of [NetworkInsightsPath](#) objects

### **nextToken**

The token to use to retrieve the next page of results. This value is `null` when there are no more results to return.

Type: String

## requestId

The ID of the request.

Type: String

## Errors

For information about the errors that are common to all actions, see [Common client error codes](#).

## See Also

For more information about using this API in one of the language-specific AWS SDKs, see the following:

- [AWS Command Line Interface](#)
- [AWS SDK for .NET](#)
- [AWS SDK for C++](#)
- [AWS SDK for Go v2](#)
- [AWS SDK for Java V2](#)
- [AWS SDK for JavaScript V3](#)
- [AWS SDK for PHP V3](#)
- [AWS SDK for Python](#)
- [AWS SDK for Ruby V3](#)

# DescribeNetworkInterfaceAttribute

Describes a network interface attribute. You can specify only one attribute at a time.

## Request Parameters

The following parameters are for this specific action. For more information about required and optional parameters that are common to all actions, see [Common Query Parameters](#).

### Attribute

The attribute of the network interface. This parameter is required.

Type: String

Valid Values: `description` | `groupSet` | `sourceDestCheck` | `attachment` | `associatePublicIpAddress`

Required: No

### DryRun

Checks whether you have the required permissions for the action, without actually making the request, and provides an error response. If you have the required permissions, the error response is `DryRunOperation`. Otherwise, it is `UnauthorizedOperation`.

Type: Boolean

Required: No

### NetworkInterfaceId

The ID of the network interface.

Type: String

Required: Yes

## Response Elements

The following elements are returned by the service.

## **associatePublicIpAddress**

Indicates whether to assign a public IPv4 address to a network interface. This option can be enabled for any network interface but will only apply to the primary network interface (eth0).

Type: Boolean

## **attachment**

The attachment (if any) of the network interface.

Type: [NetworkInterfaceAttachment](#) object

## **description**

The description of the network interface.

Type: [AttributeValue](#) object

## **groupSet**

The security groups associated with the network interface.

Type: Array of [GroupIdentifier](#) objects

## **networkInterfaceId**

The ID of the network interface.

Type: String

## **requestId**

The ID of the request.

Type: String

## **sourceDestCheck**

Indicates whether source/destination checking is enabled.

Type: [AttributeBooleanValue](#) object

## **Errors**

For information about the errors that are common to all actions, see [Common client error codes](#).

## Examples

### Example

This example describes the `sourceDestCheck` attribute of the specified network interface.

### Sample Request

```
https://ec2.amazonaws.com/?Action=DescribeNetworkInterfaceAttribute
&NetworkInterfaceId=eni-686ea200
&Attribute=sourceDestCheck
&AUTHPARAMS
```

### Sample Response

```
<DescribeNetworkInterfaceAttributeResponse xmlns="http://ec2.amazonaws.com/
doc/2016-11-15/">
  <requestId>7a20c6b2-d71c-45fb-bba7-37306850544b</requestId>
  <networkInterfaceId>eni-686ea200</networkInterfaceId>
  <sourceDestCheck>
    <value>true</value>
  </sourceDestCheck>
</DescribeNetworkInterfaceAttributeResponse>
```

## See Also

For more information about using this API in one of the language-specific AWS SDKs, see the following:

- [AWS Command Line Interface](#)
- [AWS SDK for .NET](#)
- [AWS SDK for C++](#)
- [AWS SDK for Go v2](#)
- [AWS SDK for Java V2](#)
- [AWS SDK for JavaScript V3](#)
- [AWS SDK for PHP V3](#)
- [AWS SDK for Python](#)
- [AWS SDK for Ruby V3](#)



# DescribeNetworkInterfacePermissions

Describes the permissions for your network interfaces.

## Request Parameters

The following parameters are for this specific action. For more information about required and optional parameters that are common to all actions, see [Common Query Parameters](#).

### Filter.N

One or more filters.

- `network-interface-permission.network-interface-permission-id` - The ID of the permission.
- `network-interface-permission.network-interface-id` - The ID of the network interface.
- `network-interface-permission.aws-account-id` - The AWS account ID.
- `network-interface-permission.aws-service` - The AWS service.
- `network-interface-permission.permission` - The type of permission (INSTANCE-ATTACH | EIP-ASSOCIATE).

Type: Array of [Filter](#) objects

Required: No

### MaxResults

The maximum number of items to return for this request. To get the next page of items, make another request with the token returned in the output. If this parameter is not specified, up to 50 results are returned by default. For more information, see [Pagination](#).

Type: Integer

Valid Range: Minimum value of 5. Maximum value of 255.

Required: No

### NetworkInterfacePermissionId.N

The network interface permission IDs.

Type: Array of strings



Required: No

### **NextToken**

The token returned from a previous paginated request. Pagination continues from the end of the items returned by the previous request.

Type: String

Required: No

## **Response Elements**

The following elements are returned by the service.

### **networkInterfacePermissions**

The network interface permissions.

Type: Array of [NetworkInterfacePermission](#) objects

### **nextToken**

The token to include in another request to get the next page of items. This value is `null` when there are no more items to return.

Type: String

### **requestId**

The ID of the request.

Type: String

## **Errors**

For information about the errors that are common to all actions, see [Common client error codes](#).

## **Examples**

### **Example**

This example describes all of your network interface permissions.

## Sample Request

```
https://ec2.amazonaws.com/?Action=DescribeNetworkInterfacePermissions
&AUTHPARAMS
```

## Sample Response

```
<DescribeNetworkInterfacePermissionsResponse xmlns="http://ec2.amazonaws.com/
doc/2016-11-15/">
  <requestId>6d4fe5e1-4bd2-4e76-8980-04cexample</requestId>
  <networkInterfacePermissions>
    <item>
      <awsAccountId>123456789012</awsAccountId>
      <networkInterfaceId>eni-b909511a</networkInterfaceId>
      <networkInterfacePermissionId>eni-perm-06fd19020ede149ea</
networkInterfacePermissionId>
      <permission>INSTANCE-ATTACH</permission>
      <permissionState>
        <state>GRANTED</state>
      </permissionState>
    </item>
  </networkInterfacePermissions>
</DescribeNetworkInterfacePermissionsResponse>
```

## See Also

For more information about using this API in one of the language-specific AWS SDKs, see the following:

- [AWS Command Line Interface](#)
- [AWS SDK for .NET](#)
- [AWS SDK for C++](#)
- [AWS SDK for Go v2](#)
- [AWS SDK for Java V2](#)
- [AWS SDK for JavaScript V3](#)
- [AWS SDK for PHP V3](#)
- [AWS SDK for Python](#)
- [AWS SDK for Ruby V3](#)



# DescribeNetworkInterfaces

Describes one or more of your network interfaces.

If you have a large number of network interfaces, the operation fails unless you use pagination or one of the following filters: `group-id`, `mac-address`, `private-dns-name`, `private-ip-address`, `private-dns-name`, `subnet-id`, or `vpc-id`.

## Important

We strongly recommend using only paginated requests. Unpaginated requests are susceptible to throttling and timeouts.

## Request Parameters

The following parameters are for this specific action. For more information about required and optional parameters that are common to all actions, see [Common Query Parameters](#).

### DryRun

Checks whether you have the required permissions for the action, without actually making the request, and provides an error response. If you have the required permissions, the error response is `DryRunOperation`. Otherwise, it is `UnauthorizedOperation`.

Type: Boolean

Required: No

### Filter.N

One or more filters.

- `association.allocation-id` - The allocation ID returned when you allocated the Elastic IP address (IPv4) for your network interface.
- `association.association-id` - The association ID returned when the network interface was associated with an IPv4 address.
- `addresses.association.owner-id` - The owner ID of the addresses associated with the network interface.
- `addresses.association.public-ip` - The association ID returned when the network interface was associated with the Elastic IP address (IPv4).

- `addresses.primary` - Whether the private IPv4 address is the primary IP address associated with the network interface.
- `addresses.private-ip-address` - The private IPv4 addresses associated with the network interface.
- `association.ip-owner-id` - The owner of the Elastic IP address (IPv4) associated with the network interface.
- `association.public-ip` - The address of the Elastic IP address (IPv4) bound to the network interface.
- `association.public-dns-name` - The public DNS name for the network interface (IPv4).
- `attachment.attach-time` - The time that the network interface was attached to an instance.
- `attachment.attachment-id` - The ID of the interface attachment.
- `attachment.delete-on-termination` - Indicates whether the attachment is deleted when an instance is terminated.
- `attachment.device-index` - The device index to which the network interface is attached.
- `attachment.instance-id` - The ID of the instance to which the network interface is attached.
- `attachment.instance-owner-id` - The owner ID of the instance to which the network interface is attached.
- `attachment.status` - The status of the attachment (`attaching` | `attached` | `detaching` | `detached`).
- `availability-zone` - The Availability Zone of the network interface.
- `description` - The description of the network interface.
- `group-id` - The ID of a security group associated with the network interface.
- `ipv6-addresses.ipv6-address` - An IPv6 address associated with the network interface.
- `interface-type` - The type of network interface (`api_gateway_managed` | `aws_codestar_connections_managed` | `branch` | `ec2_instance_connect_endpoint` | `efa` | `efs` | `gateway_load_balancer` | `gateway_load_balancer_endpoint` | `global_accelerator_managed` | `interface` | `iot_rules_managed` | `lambda` | `load_balancer` | `nat_gateway` | `network_load_balancer` | `quicksight` | `transit_gateway` | `trunk` | `vpc_endpoint`).
- `mac-address` - The MAC address of the network interface.
- `network-interface-id` - The ID of the network interface.

- `owner-id` - The AWS account ID of the network interface owner.
- `private-dns-name` - The private DNS name of the network interface (IPv4).
- `private-ip-address` - The private IPv4 address or addresses of the network interface.
- `requester-id` - The alias or AWS account ID of the principal or service that created the network interface.
- `requester-managed` - Indicates whether the network interface is being managed by an AWS service (for example, AWS Management Console, Auto Scaling, and so on).
- `source-dest-check` - Indicates whether the network interface performs source/destination checking. A value of `true` means checking is enabled, and `false` means checking is disabled. The value must be `false` for the network interface to perform network address translation (NAT) in your VPC.
- `status` - The status of the network interface. If the network interface is not attached to an instance, the status is `available`; if a network interface is attached to an instance the status is `in-use`.
- `subnet-id` - The ID of the subnet for the network interface.
- `tag:<key>` - The key/value combination of a tag assigned to the resource. Use the tag key in the filter name and the tag value as the filter value. For example, to find all resources that have a tag with the key `Owner` and the value `TeamA`, specify `tag:Owner` for the filter name and `TeamA` for the filter value.
- `tag-key` - The key of a tag assigned to the resource. Use this filter to find all resources assigned a tag with a specific key, regardless of the tag value.
- `vpc-id` - The ID of the VPC for the network interface.

Type: Array of [Filter](#) objects

Required: No

### MaxResults

The maximum number of items to return for this request. To get the next page of items, make another request with the token returned in the output. You cannot specify this parameter and the `network interface IDs` parameter in the same request. For more information, see [Pagination](#).

Type: Integer

Valid Range: Minimum value of 5. Maximum value of 1000.

Required: No

## NetworkInterfaceId.N

The network interface IDs.

Default: Describes all your network interfaces.

Type: Array of strings

Required: No

## NextToken

The token returned from a previous paginated request. Pagination continues from the end of the items returned by the previous request.

Type: String

Required: No

## Response Elements

The following elements are returned by the service.

### networkInterfaceSet

Information about the network interfaces.

Type: Array of [NetworkInterface](#) objects

### nextToken

The token to include in another request to get the next page of items. This value is null when there are no more items to return.

Type: String

### requestId

The ID of the request.

Type: String

## Errors

For information about the errors that are common to all actions, see [Common client error codes](#).

# Examples

## Example 1

This example describes all your network interfaces.

### Sample Request

```
https://ec2.amazonaws.com/?Action=DescribeNetworkInterfaces
&AUTHPARAMS
```

### Sample Response

```
<DescribeNetworkInterfacesResponse xmlns="http://ec2.amazonaws.com/doc/2016-11-15/">
  <requestId>fc45294c-006b-457b-bab9-012f5b3b0e40</requestId>
  <networkInterfaceSet>
    <item>
      <networkInterfaceId>eni-0f62d866</networkInterfaceId>
      <subnetId>subnet-c53c87ac</subnetId>
      <vpcId>vpc-cc3c87a5</vpcId>
      <availabilityZone>api-southeast-1b</availabilityZone>
      <description/>
      <ownerId>053230519467</ownerId>
      <requesterManaged>>false</requesterManaged>
      <status>in-use</status>
      <macAddress>02:81:60:cb:27:37</macAddress>
      <privateIpAddress>10.0.0.146</privateIpAddress>
      <sourceDestCheck>>true</sourceDestCheck>
      <groupSet>
        <item>
          <groupId>sg-3f4b5653</groupId>
          <groupName>default</groupName>
        </item>
      </groupSet>
      <attachment>
        <attachmentId>eni-attach-6537fc0c</attachmentId>
        <instanceId>i-1234567890abcdef0</instanceId>
        <instanceOwnerId>053230519467</instanceOwnerId>
        <deviceIndex>0</deviceIndex>
        <status>attached</status>
        <attachTime>2012-07-01T21:45:27.000Z</attachTime>
        <deleteOnTermination>>true</deleteOnTermination>
      </attachment>
    </item>
  </networkInterfaceSet>
</DescribeNetworkInterfacesResponse>
```



```
<tagSet/>
<privateIpAddressesSet>
  <item>
    <privateIpAddress>10.0.0.146</privateIpAddress>
    <primary>true</primary>
  </item>
  <item>
    <privateIpAddress>10.0.0.148</privateIpAddress>
    <primary>false</primary>
  </item>
  <item>
    <privateIpAddress>10.0.0.150</privateIpAddress>
    <primary>false</primary>
  </item>
</privateIpAddressesSet>
<ipv6AddressesSet/>
</item>
<item>
  <networkInterfaceId>eni-a66ed5cf</networkInterfaceId>
  <subnetId>subnet-cd8a35a4</subnetId>
  <vpcId>vpc-f28a359b</vpcId>
  <availabilityZone>ap-southeast-1b</availabilityZone>
  <description>Primary network interface</description>
  <ownerId>053230519467</ownerId>
  <requesterManaged>false</requesterManaged>
  <status>in-use</status>
  <macAddress>02:78:d7:00:8a:1e</macAddress>
  <privateIpAddress>10.0.1.233</privateIpAddress>
  <sourceDestCheck>true</sourceDestCheck>
  <groupSet>
    <item>
      <groupId>sg-a2a0b2ce</groupId>
      <groupName>quick-start-1</groupName>
    </item>
  </groupSet>
</groupSet>
<attachment>
  <attachmentId>eni-attach-a99c57c0</attachmentId>
  <instanceId>i-0598c7d356eba48d7</instanceId>
  <instanceOwnerId>053230519467</instanceOwnerId>
  <deviceIndex>0</deviceIndex>
  <status>attached</status>
  <attachTime>2012-06-27T20:08:44.000Z</attachTime>
  <deleteOnTermination>true</deleteOnTermination>
</attachment>
```

```
<tagSet/>
<privateIpAddressesSet>
  <item>
    <privateIpAddress>10.0.1.233</privateIpAddress>
    <primary>true</primary>
  </item>
  <item>
    <privateIpAddress>10.0.1.20</privateIpAddress>
    <primary>false</primary>
  </item>
</privateIpAddressesSet>
<ipv6AddressesSet>
  <item>
    <ipv6Address>2001:db8:1234:1a00::123</ipv6Address>
  </item>
  <item>
    <ipv6Address>2001:db8:1234:1a00::456</ipv6Address>
  </item>
</ipv6AddressesSet>
</item>
</networkInterfaceSet>
</DescribeNetworkInterfacesResponse>
```

## Example 2

This example uses a filter to describe only network interfaces that are in Availability Zone us-east-2a.

### Sample Request

```
https://ec2.amazonaws.com/?Action=DescribeNetworkInterfaces
&Filter.1.Name=availability-zone
&Filter.1.Value.1=us-east-2a
&AUTHPARAMS
```

## See Also

For more information about using this API in one of the language-specific AWS SDKs, see the following:

- [AWS Command Line Interface](#)
- [AWS SDK for .NET](#)

- [AWS SDK for C++](#)
- [AWS SDK for Go v2](#)
- [AWS SDK for Java V2](#)
- [AWS SDK for JavaScript V3](#)
- [AWS SDK for PHP V3](#)
- [AWS SDK for Python](#)
- [AWS SDK for Ruby V3](#)

# DescribePlacementGroups

Describes the specified placement groups or all of your placement groups.

## Note

To describe a specific placement group that is *shared* with your account, you must specify the ID of the placement group using the `GroupId` parameter. Specifying the name of a *shared* placement group using the `GroupNames` parameter will result in an error.

For more information, see [Placement groups](#) in the *Amazon EC2 User Guide*.

## Request Parameters

The following parameters are for this specific action. For more information about required and optional parameters that are common to all actions, see [Common Query Parameters](#).

### DryRun

Checks whether you have the required permissions for the action, without actually making the request, and provides an error response. If you have the required permissions, the error response is `DryRunOperation`. Otherwise, it is `UnauthorizedOperation`.

Type: Boolean

Required: No

### Filter.N

The filters.

- `group-name` - The name of the placement group.
- `group-arn` - The Amazon Resource Name (ARN) of the placement group.
- `spread-level` - The spread level for the placement group (`host` | `rack`).
- `state` - The state of the placement group (`pending` | `available` | `deleting` | `deleted`).
- `strategy` - The strategy of the placement group (`cluster` | `spread` | `partition`).
- `tag: <key>` - The key/value combination of a tag assigned to the resource. Use the tag key in the filter name and the tag value as the filter value. For example, to find all resources that

have a tag with the key `Owner` and the value `TeamA`, specify `tag:Owner` for the filter name and `TeamA` for the filter value.

- `tag-key` - The key of a tag assigned to the resource. Use this filter to find all resources that have a tag with a specific key, regardless of the tag value.

Type: Array of [Filter](#) objects

Required: No

### **GroupId.N**

The IDs of the placement groups.

Type: Array of strings

Required: No

### **GroupName.N**

The names of the placement groups.

Constraints:

- You can specify a name only if the placement group is owned by your account.
- If a placement group is *shared* with your account, specifying the name results in an error. You must use the `GroupId` parameter instead.

Type: Array of strings

Required: No

## **Response Elements**

The following elements are returned by the service.

### **placementGroupSet**

Information about the placement groups.

Type: Array of [PlacementGroup](#) objects

### **requestId**

The ID of the request.

Type: String

## Errors

For information about the errors that are common to all actions, see [Common client error codes](#).

## Examples

### Example 1

This example describes the placement group named ABC-spread.

#### Sample Request

```
https://ec2.amazonaws.com/?Action=DescribePlacementGroups
&GroupName.1=ABC-spread
&AUTHPARAMS
```

#### Sample Response

```
<DescribePlacementGroupsResponse xmlns="http://ec2.amazonaws.com/doc/2016-11-15/">
  <requestID>d4904fd9-82c2-4ea5-adfe-a9cc3EXAMPLE</requestID>
  <placementGroupSet>
    <item>
      <groupName>ABC-spread</groupName>
      <spreadLevel>rack</spreadLevel>
      <strategy>spread</strategy>
      <state>available</state>
    </item>
  </placementGroupSet>
</DescribePlacementGroupsResponse>
```

### Example 2

This example filters the response to include only placement groups that include the string Project in the name.

#### Sample Request

```
https://ec2.amazonaws.com/?Action=DescribePlacementGroups
```

```
&Filter.1.Name=group-name
&Filter.1.Value=*Project*
&AUTHPARAMS
```

## Sample Response

```
<DescribePlacementGroupsResponse xmlns="http://ec2.amazonaws.com/doc/2016-11-15/">
  <requestID>d4904fd9-82c2-4ea5-adfe-a9cc3EXAMPLE</requestID>
  <placementGroupSet>
    <item>
      <groupName>Project-cluster</groupName>
      <strategy>cluster</strategy>
      <state>available</state>
    </item>
  </placementGroupSet>
</DescribePlacementGroupsResponse>
```

## Example 3

This example describes the partition placement group named HDSF-Group-A with three partitions.

## Sample Request

```
https://ec2.amazonaws.com/?Action=DescribePlacementGroups
&GroupName.1=HDSF-Group-A
&AUTHPARAMS
```

## Sample Response

```
<DescribePlacementGroupsResponse xmlns="http://ec2.amazonaws.com/doc/2016-11-15/">
  <requestID>d4904fd9-82c2-4ea5-adfe-a9cc3EXAMPLE</requestID>
  <placementGroupSet>
    <item>
      <groupName>HDSF-Group-A</groupName>
      <strategy>partition</strategy>
      <partitionCount>3</partitionCount>
      <state>available</state>
    </item>
  </placementGroupSet>
</DescribePlacementGroupsResponse>
```

## See Also

For more information about using this API in one of the language-specific AWS SDKs, see the following:

- [AWS Command Line Interface](#)
- [AWS SDK for .NET](#)
- [AWS SDK for C++](#)
- [AWS SDK for Go v2](#)
- [AWS SDK for Java V2](#)
- [AWS SDK for JavaScript V3](#)
- [AWS SDK for PHP V3](#)
- [AWS SDK for Python](#)
- [AWS SDK for Ruby V3](#)



# DescribePrefixLists

Describes available AWS services in a prefix list format, which includes the prefix list name and prefix list ID of the service and the IP address range for the service.

We recommend that you use [DescribeManagedPrefixLists](#) instead.

## Request Parameters

The following parameters are for this specific action. For more information about required and optional parameters that are common to all actions, see [Common Query Parameters](#).

### DryRun

Checks whether you have the required permissions for the action, without actually making the request, and provides an error response. If you have the required permissions, the error response is `DryRunOperation`. Otherwise, it is `UnauthorizedOperation`.

Type: Boolean

Required: No

### Filter.N

One or more filters.

- `prefix-list-id`: The ID of a prefix list.
- `prefix-list-name`: The name of a prefix list.

Type: Array of [Filter](#) objects

Required: No

### MaxResults

The maximum number of results to return with a single call. To retrieve the remaining results, make another call with the returned `nextToken` value.

Type: Integer

Required: No

### NextToken

The token for the next page of results.

Type: String

Required: No

### **PrefixListId.N**

One or more prefix list IDs.

Type: Array of strings

Required: No

## **Response Elements**

The following elements are returned by the service.

### **nextToken**

The token to use to retrieve the next page of results. This value is `null` when there are no more results to return.

Type: String

### **prefixListSet**

All available prefix lists.

Type: Array of [PrefixList](#) objects

### **requestId**

The ID of the request.

Type: String

## **Errors**

For information about the errors that are common to all actions, see [Common client error codes](#).

## **Examples**

### **Example**

This example lists all available AWS prefix lists.

## Sample Request

```
https://ec2.amazonaws.com/?Action=DescribePrefixLists
&AUTHPARAMS
```

## Sample Response

```
<DescribePrefixListsResponse xmlns="http://ec2.amazonaws.com/doc/2016-11-15/">
  <prefixListSet>
    <item>
      <prefixListName>com.amazonaws.us-west-2.s3</prefixListName>
      <prefixListId>pl-12345678</prefixListId>
      <cidrSet>
        <item>54.123.456.7/19</item>
      </cidrSet>
    </item>
  </prefixListSet>
  <requestId>614db4d4-ac7b-4cb6-853e-example</requestId>
</DescribePrefixListsResponse>
```

## See Also

For more information about using this API in one of the language-specific AWS SDKs, see the following:

- [AWS Command Line Interface](#)
- [AWS SDK for .NET](#)
- [AWS SDK for C++](#)
- [AWS SDK for Go v2](#)
- [AWS SDK for Java V2](#)
- [AWS SDK for JavaScript V3](#)
- [AWS SDK for PHP V3](#)
- [AWS SDK for Python](#)
- [AWS SDK for Ruby V3](#)

# DescribePrincipalIdFormat

Describes the ID format settings for the root user and all IAM roles and IAM users that have explicitly specified a longer ID (17-character ID) preference.

By default, all IAM roles and IAM users default to the same ID settings as the root user, unless they explicitly override the settings. This request is useful for identifying those IAM users and IAM roles that have overridden the default ID settings.

The following resource types support longer IDs: `bundle` | `conversion-task` | `customer-gateway` | `dhcp-options` | `elastic-ip-allocation` | `elastic-ip-association` | `export-task` | `flow-log` | `image` | `import-task` | `instance` | `internet-gateway` | `network-acl` | `network-acl-association` | `network-interface` | `network-interface-attachment` | `prefix-list` | `reservation` | `route-table` | `route-table-association` | `security-group` | `snapshot` | `subnet` | `subnet-cidr-block-association` | `volume` | `vpc` | `vpc-cidr-block-association` | `vpc-endpoint` | `vpc-peering-connection` | `vpn-connection` | `vpn-gateway`.

## Request Parameters

The following parameters are for this specific action. For more information about required and optional parameters that are common to all actions, see [Common Query Parameters](#).

### DryRun

Checks whether you have the required permissions for the action, without actually making the request, and provides an error response. If you have the required permissions, the error response is `DryRunOperation`. Otherwise, it is `UnauthorizedOperation`.

Type: Boolean

Required: No

### MaxResults

The maximum number of results to return in a single call. To retrieve the remaining results, make another call with the returned `NextToken` value.

Type: Integer

Valid Range: Minimum value of 1. Maximum value of 1000.

Required: No

### **NextToken**

The token to request the next page of results.

Type: String

Required: No

### **Resource.N**

The type of resource: bundle | conversion-task | customer-gateway | dhcp-options | elastic-ip-allocation | elastic-ip-association | export-task | flow-log | image | import-task | instance | internet-gateway | network-acl | network-acl-association | network-interface | network-interface-attachment | prefix-list | reservation | route-table | route-table-association | security-group | snapshot | subnet | subnet-cidr-block-association | volume | vpc | vpc-cidr-block-association | vpc-endpoint | vpc-peering-connection | vpn-connection | vpn-gateway

Type: Array of strings

Required: No

## **Response Elements**

The following elements are returned by the service.

### **nextToken**

The token to use to retrieve the next page of results. This value is null when there are no more results to return.

Type: String

### **principalSet**

Information about the ID format settings for the ARN.

Type: Array of [PrincipalIdFormat](#) objects

### **requestId**

The ID of the request.

Type: String

## Errors

For information about the errors that are common to all actions, see [Common client error codes](#).

## Examples

### Example

This example describes the ID format for the root user and all IAM roles and IAM users that have explicitly specified a longer ID preference.

### Sample Request

```
https://ec2.amazonaws.com/?Action=DescribePrincipalIdFormat
&AUTHPARAMS
```

### Sample Response

```
<DescribePrincipalIdFormatResponse xmlns="http://ec2.amazonaws.com/doc/2016-11-15/">
  <requestId>59dbff89-35bd-4eac-99ed-be587EXAMPLE</requestId>
  <principalSet>
    <item>
      <arn>arn:aws:iam::123456789012:root</arn>
      <statusSet>
        <item>
          <deadline>2016-12-15T12:00:00.000Z</deadline>
          <resource>reservation</resource>
          <useLongIds>true</useLongIds>
        </item>
        <item>
          <deadline>2016-12-15T12:00:00.000Z</deadline>
          <resource>instance</resource>
          <useLongIds>true</useLongIds>
        </item>
        <item>
          <deadline>2016-12-15T12:00:00.000Z</deadline>
          <resource>volume</resource>
          <useLongIds>true</useLongIds>
        </item>
        <item>
```

```
        <deadline>2016-12-15T12:00:00.000Z</deadline>
        <resource>snapshot</resource>
        <useLongIds>true</useLongIds>
    </item>
    <item>
        <resource>network-interface-attachment</resource>
        <useLongIds>true</useLongIds>
    </item>
    <item>
        <resource>network-interface</resource>
        <useLongIds>true</useLongIds>
    </item>
    <item>
        <resource>elastic-ip-allocation</resource>
        <useLongIds>true</useLongIds>
    </item>
    <item>
        <resource>elastic-ip-association</resource>
        <useLongIds>true</useLongIds>
    </item>
    <item>
        <resource>vpc</resource>
        <useLongIds>true</useLongIds>
    </item>
    <item>
        <resource>subnet</resource>
        <useLongIds>true</useLongIds>
    </item>
    <item>
        <resource>route-table</resource>
        <useLongIds>true</useLongIds>
    </item>
    <item>
        <resource>route-table-association</resource>
        <useLongIds>true</useLongIds>
    </item>
    <item>
        <resource>network-acl</resource>
        <useLongIds>true</useLongIds>
    </item>
    <item>
        <resource>network-acl-association</resource>
        <useLongIds>true</useLongIds>
    </item>
```

```
<item>
  <resource>dhcp-options</resource>
  <useLongIds>true</useLongIds>
</item>
<item>
  <resource>internet-gateway</resource>
  <useLongIds>true</useLongIds>
</item>
<item>
  <resource>vpc-cidr-block-association</resource>
  <useLongIds>true</useLongIds>
</item>
<item>
  <resource>vpc-ipv6-cidr-block-association</resource>
  <useLongIds>true</useLongIds>
</item>
<item>
  <resource>subnet-ipv6-cidr-block-association</resource>
  <useLongIds>true</useLongIds>
</item>
<item>
  <resource>vpc-peering-connection</resource>
  <useLongIds>true</useLongIds>
</item>
<item>
  <resource>security-group</resource>
  <useLongIds>true</useLongIds>
</item>
<item>
  <resource>flow-log</resource>
  <useLongIds>true</useLongIds>
</item>
<item>
  <resource>customer-gateway</resource>
  <useLongIds>true</useLongIds>
</item>
<item>
  <resource>vpc-endpoint</resource>
  <useLongIds>true</useLongIds>
</item>
<item>
  <resource>vpn-connection</resource>
  <useLongIds>true</useLongIds>
</item>
```



```
        <item>
            <resource>vpn-gateway</resource>
            <useLongIds>true</useLongIds>
        </item>
    </statusSet>
</item>
<item>
    <arn>arn:aws:iam::987654321000:user/user1</arn>
    <statusSet>
        <item>
            <deadline>2016-12-15T12:00:00.000Z</deadline>
            <resource>reservation</resource>
            <useLongIds>true</useLongIds>
        </item>
        <item>
            <deadline>2016-12-15T12:00:00.000Z</deadline>
            <resource>instance</resource>
            <useLongIds>true</useLongIds>
        </item>
        <item>
            <deadline>2016-12-15T12:00:00.000Z</deadline>
            <resource>volume</resource>
            <useLongIds>true</useLongIds>
        </item>
        <item>
            <deadline>2016-12-15T12:00:00.000Z</deadline>
            <resource>snapshot</resource>
            <useLongIds>true</useLongIds>
        </item>
        <item>
            <resource>network-interface-attachment</resource>
            <useLongIds>true</useLongIds>
        </item>
        <item>
            <resource>network-interface</resource>
            <useLongIds>true</useLongIds>
        </item>
        <item>
            <resource>elastic-ip-allocation</resource>
            <useLongIds>true</useLongIds>
        </item>
        <item>
            <resource>elastic-ip-association</resource>
            <useLongIds>true</useLongIds>
        </item>
    </statusSet>
</item>
```

```
</item>
<item>
  <resource>vpc</resource>
  <useLongIds>>false</useLongIds>
</item>
<item>
  <resource>subnet</resource>
  <useLongIds>>true</useLongIds>
</item>
<item>
  <resource>route-table</resource>
  <useLongIds>>true</useLongIds>
</item>
<item>
  <resource>route-table-association</resource>
  <useLongIds>>true</useLongIds>
</item>
<item>
  <resource>network-acl</resource>
  <useLongIds>>true</useLongIds>
</item>
<item>
  <resource>network-acl-association</resource>
  <useLongIds>>true</useLongIds>
</item>
<item>
  <resource>dhcp-options</resource>
  <useLongIds>>true</useLongIds>
</item>
<item>
  <resource>internet-gateway</resource>
  <useLongIds>>true</useLongIds>
</item>
<item>
  <resource>vpc-cidr-block-association</resource>
  <useLongIds>>true</useLongIds>
</item>
<item>
  <resource>vpc-ipv6-cidr-block-association</resource>
  <useLongIds>>true</useLongIds>
</item>
<item>
  <resource>subnet-ipv6-cidr-block-association</resource>
  <useLongIds>>true</useLongIds>
```

```
    </item>
    <item>
      <resource>vpc-peering-connection</resource>
      <useLongIds>true</useLongIds>
    </item>
    <item>
      <resource>security-group</resource>
      <useLongIds>true</useLongIds>
    </item>
    <item>
      <resource>flow-log</resource>
      <useLongIds>true</useLongIds>
    </item>
    <item>
      <resource>customer-gateway</resource>
      <useLongIds>true</useLongIds>
    </item>
    <item>
      <resource>vpc-endpoint</resource>
      <useLongIds>true</useLongIds>
    </item>
    <item>
      <resource>vpn-connection</resource>
      <useLongIds>true</useLongIds>
    </item>
    <item>
      <resource>vpn-gateway</resource>
      <useLongIds>true</useLongIds>
    </item>
  </statusSet>
</item>
</principalSet>
</DescribePrincipalIdFormatResponse>
```

## See Also

For more information about using this API in one of the language-specific AWS SDKs, see the following:

- [AWS Command Line Interface](#)
- [AWS SDK for .NET](#)
- [AWS SDK for C++](#)

- [AWS SDK for Go v2](#)
- [AWS SDK for Java V2](#)
- [AWS SDK for JavaScript V3](#)
- [AWS SDK for PHP V3](#)
- [AWS SDK for Python](#)
- [AWS SDK for Ruby V3](#)

# DescribePublicIpv4Pools

Describes the specified IPv4 address pools.

## Request Parameters

The following parameters are for this specific action. For more information about required and optional parameters that are common to all actions, see [Common Query Parameters](#).

### Filter.N

One or more filters.

- `tag:<key>` - The key/value combination of a tag assigned to the resource. Use the tag key in the filter name and the tag value as the filter value. For example, to find all resources that have a tag with the key `Owner` and the value `TeamA`, specify `tag:Owner` for the filter name and `TeamA` for the filter value.
- `tag-key` - The key of a tag assigned to the resource. Use this filter to find all resources assigned a tag with a specific key, regardless of the tag value.

Type: Array of [Filter](#) objects

Required: No

### MaxResults

The maximum number of results to return with a single call. To retrieve the remaining results, make another call with the returned `nextToken` value.

Type: Integer

Valid Range: Minimum value of 1. Maximum value of 10.

Required: No

### NextToken

The token for the next page of results.

Type: String

Required: No

## PoolId.N

The IDs of the address pools.

Type: Array of strings

Required: No

## Response Elements

The following elements are returned by the service.

### nextToken

The token to use to retrieve the next page of results. This value is `null` when there are no more results to return.

Type: String

### publicIpv4PoolSet

Information about the address pools.

Type: Array of [PublicIpv4Pool](#) objects

### requestId

The ID of the request.

Type: String

## Errors

For information about the errors that are common to all actions, see [Common client error codes](#).

## See Also

For more information about using this API in one of the language-specific AWS SDKs, see the following:

- [AWS Command Line Interface](#)
- [AWS SDK for .NET](#)

- [AWS SDK for C++](#)
- [AWS SDK for Go v2](#)
- [AWS SDK for Java V2](#)
- [AWS SDK for JavaScript V3](#)
- [AWS SDK for PHP V3](#)
- [AWS SDK for Python](#)
- [AWS SDK for Ruby V3](#)

# DescribeRegions

Describes the Regions that are enabled for your account, or all Regions.

For a list of the Regions supported by Amazon EC2, see [Amazon EC2 service endpoints](#).

For information about enabling and disabling Regions for your account, see [Specify which AWS Regions your account can use](#) in the *AWS Account Management Reference Guide*.

## Note

The order of the elements in the response, including those within nested structures, might vary. Applications should not assume the elements appear in a particular order.

## Request Parameters

The following parameters are for this specific action. For more information about required and optional parameters that are common to all actions, see [Common Query Parameters](#).

### AllRegions

Indicates whether to display all Regions, including Regions that are disabled for your account.

Type: Boolean

Required: No

### DryRun

Checks whether you have the required permissions for the action, without actually making the request, and provides an error response. If you have the required permissions, the error response is `DryRunOperation`. Otherwise, it is `UnauthorizedOperation`.

Type: Boolean

Required: No

### Filter.N

The filters.

- `endpoint` - The endpoint of the Region (for example, `ec2.us-east-1.amazonaws.com`).



- `opt-in-status` - The opt-in status of the Region (`opt-in-not-required` | `opted-in` | `not-opted-in`).
- `region-name` - The name of the Region (for example, `us-east-1`).

Type: Array of [Filter](#) objects

Required: No

### **RegionName.N**

The names of the Regions. You can specify any Regions, whether they are enabled and disabled for your account.

Type: Array of strings

Required: No

## **Response Elements**

The following elements are returned by the service.

### **regionInfo**

Information about the Regions.

Type: Array of [Region](#) objects

### **requestId**

The ID of the request.

Type: String

## **Errors**

For information about the errors that are common to all actions, see [Common client error codes](#).

## **Examples**

### **Example 1**

This example displays information about all Regions enabled for your account.

## Sample Request

```
https://ec2.amazonaws.com/?Action=DescribeRegions
&AUTHPARAMS
```

## Example 2

This example displays information about all Regions, even the Regions that are disabled for your account.

## Sample Request

```
https://ec2.amazonaws.com/?Action=DescribeRegions
&AllRegions=true
&AUTHPARAMS
```

## Example 3

This example displays information about the specified Regions only.

## Sample Request

```
https://ec2.amazonaws.com/?Action=DescribeRegions
&RegionName.1=us-east-1
&RegionName.2=eu-west-1
&AUTHPARAMS
```

## Sample Response

```
<DescribeRegionsResponse xmlns="http://ec2.amazonaws.com/doc/2016-11-15/">
  <requestId>59dbff89-35bd-4eac-99ed-be587EXAMPLE</requestId>
  <regionInfo>
    <item>
      <regionName>us-east-1</regionName>
      <regionEndpoint>ec2.us-east-1.amazonaws.com</regionEndpoint>
    </item>
    <item>
      <regionName>eu-west-1</regionName>
      <regionEndpoint>ec2.eu-west-1.amazonaws.com</regionEndpoint>
    </item>
  </regionInfo>
```

```
</DescribeRegionsResponse>
```

## See Also

For more information about using this API in one of the language-specific AWS SDKs, see the following:

- [AWS Command Line Interface](#)
- [AWS SDK for .NET](#)
- [AWS SDK for C++](#)
- [AWS SDK for Go v2](#)
- [AWS SDK for Java V2](#)
- [AWS SDK for JavaScript V3](#)
- [AWS SDK for PHP V3](#)
- [AWS SDK for Python](#)
- [AWS SDK for Ruby V3](#)

# DescribeReplaceRootVolumeTasks

Describes a root volume replacement task. For more information, see [Replace a root volume](#) in the *Amazon EC2 User Guide*.

## Request Parameters

The following parameters are for this specific action. For more information about required and optional parameters that are common to all actions, see [Common Query Parameters](#).

### DryRun

Checks whether you have the required permissions for the action, without actually making the request, and provides an error response. If you have the required permissions, the error response is `DryRunOperation`. Otherwise, it is `UnauthorizedOperation`.

Type: Boolean

Required: No

### Filter.N

Filter to use:

- `instance-id` - The ID of the instance for which the root volume replacement task was created.

Type: Array of [Filter](#) objects

Required: No

### MaxResults

The maximum number of items to return for this request. To get the next page of items, make another request with the token returned in the output. For more information, see [Pagination](#).

Type: Integer

Valid Range: Minimum value of 1. Maximum value of 50.

Required: No

### NextToken

The token returned from a previous paginated request. Pagination continues from the end of the items returned by the previous request.

Type: String

Required: No

### **ReplaceRootVolumeTaskId.N**

The ID of the root volume replacement task to view.

Type: Array of strings

Required: No

## **Response Elements**

The following elements are returned by the service.

### **nextToken**

The token to include in another request to get the next page of items. This value is `null` when there are no more items to return.

Type: String

### **replaceRootVolumeTaskSet**

Information about the root volume replacement task.

Type: Array of [ReplaceRootVolumeTask](#) objects

### **requestId**

The ID of the request.

Type: String

## **Errors**

For information about the errors that are common to all actions, see [Common client error codes](#).

## **See Also**

For more information about using this API in one of the language-specific AWS SDKs, see the following:

- [AWS Command Line Interface](#)
- [AWS SDK for .NET](#)
- [AWS SDK for C++](#)
- [AWS SDK for Go v2](#)
- [AWS SDK for Java V2](#)
- [AWS SDK for JavaScript V3](#)
- [AWS SDK for PHP V3](#)
- [AWS SDK for Python](#)
- [AWS SDK for Ruby V3](#)

# DescribeReservedInstances

Describes one or more of the Reserved Instances that you purchased.

For more information about Reserved Instances, see [Reserved Instances](#) in the *Amazon EC2 User Guide*.

## Note

The order of the elements in the response, including those within nested structures, might vary. Applications should not assume the elements appear in a particular order.

## Request Parameters

The following parameters are for this specific action. For more information about required and optional parameters that are common to all actions, see [Common Query Parameters](#).

### DryRun

Checks whether you have the required permissions for the action, without actually making the request, and provides an error response. If you have the required permissions, the error response is `DryRunOperation`. Otherwise, it is `UnauthorizedOperation`.

Type: Boolean

Required: No

### Filter.N

One or more filters.

- `availability-zone` - The Availability Zone where the Reserved Instance can be used.
- `duration` - The duration of the Reserved Instance (one year or three years), in seconds (31536000 | 94608000).
- `end` - The time when the Reserved Instance expires (for example, 2015-08-07T11:54:42.000Z).
- `fixed-price` - The purchase price of the Reserved Instance (for example, 9800.0).
- `instance-type` - The instance type that is covered by the reservation.
- `scope` - The scope of the Reserved Instance (Region or Availability Zone).

- `product-description` - The Reserved Instance product platform description (Linux/UNIX | Linux with SQL Server Standard | Linux with SQL Server Web | Linux with SQL Server Enterprise | SUSE Linux | Red Hat Enterprise Linux | Red Hat Enterprise Linux with HA | Windows | Windows with SQL Server Standard | Windows with SQL Server Web | Windows with SQL Server Enterprise).
- `reserved-instances-id` - The ID of the Reserved Instance.
- `start` - The time at which the Reserved Instance purchase request was placed (for example, 2014-08-07T11:54:42.000Z).
- `state` - The state of the Reserved Instance (payment-pending | active | payment-failed | retired).
- `tag:<key>` - The key/value combination of a tag assigned to the resource. Use the tag key in the filter name and the tag value as the filter value. For example, to find all resources that have a tag with the key `Owner` and the value `TeamA`, specify `tag:Owner` for the filter name and `TeamA` for the filter value.
- `tag-key` - The key of a tag assigned to the resource. Use this filter to find all resources assigned a tag with a specific key, regardless of the tag value.
- `usage-price` - The usage price of the Reserved Instance, per hour (for example, 0.84).

Type: Array of [Filter](#) objects

Required: No

### OfferingClass

Describes whether the Reserved Instance is Standard or Convertible.

Type: String

Valid Values: `standard` | `convertible`

Required: No

### OfferingType

The Reserved Instance offering type. If you are using tools that predate the 2011-11-01 API version, you only have access to the Medium Utilization Reserved Instance offering type.

Type: String

Valid Values: `Heavy Utilization` | `Medium Utilization` | `Light Utilization` | `No Upfront` | `Partial Upfront` | `All Upfront`



Required: No

## **ReservedInstancesId.N**

One or more Reserved Instance IDs.

Default: Describes all your Reserved Instances, or only those otherwise specified.

Type: Array of strings

Required: No

## **Response Elements**

The following elements are returned by the service.

### **requestId**

The ID of the request.

Type: String

### **reservedInstancesSet**

A list of Reserved Instances.

Type: Array of [ReservedInstances](#) objects

## **Errors**

For information about the errors that are common to all actions, see [Common client error codes](#).

## **Examples**

### **Example**

This example describes Reserved Instances owned by your account.

### **Sample Request**

```
https://ec2.amazonaws.com/?Action=DescribeReservedInstances
```

`&AUTHPARAMS`

## Sample Response

```

<DescribeReservedInstancesResponse xmlns="http://ec2.amazonaws.com/doc/2016-11-15/">
  <requestId>59dbff89-35bd-4eac-99ed-be587EXAMPLE</requestId>
  <reservedInstancesSet>
    ...
    <item>
      <reservedInstancesId>e5a2ff3b-7d14-494f-90af-0b5d0EXAMPLE</
reservedInstancesId>
      <instanceType>m1.xlarge</instanceType>
      <availabilityZone>us-east-1b</availabilityZone>
      <start>2015-07-14T11:00:00.000Z</start>
      <end>2016-07-13T12:00:00.000Z</end>
      <duration>31536000</duration>
      <fixedPrice>0.0</fixedPrice>
      <usagePrice>0.034</usagePrice>
      <instanceCount>2</instanceCount>
      <productDescription>Linux/UNIX (Amazon VPC)</productDescription>
      <state>active</state>
      <instanceTenancy>default</instanceTenancy>
      <currencyCode>USD</currencyCode>
      <offeringType>Partial Upfront</offeringType>
      <recurringCharges>
        <item>
          <frequency>Hourly</frequency>
          <amount>0.05</amount>
        </item>
      </recurringCharges>
      <offeringClass>standard</offeringClass>
      <scope>AvailabilityZone</scope>
    </item>
    ...
  </reservedInstancesSet>
</DescribeReservedInstancesResponse>

```

## Example

This example filters the response to include only one-year, `m1.small` Linux/UNIX Reserved Instances. If you want Linux/UNIX Reserved Instances specifically for use with a VPC, set the product description to `Linux/UNIX (Amazon VPC)`.

## Sample Request

```
https://ec2.amazonaws.com/?Action=DescribeReservedInstances
&Filter.1.Name=duration
&Filter.1.Value.1=31536000
&Filter.2.Name=instance-type
&Filter.2.Value.1=m1.small
&Filter.3.Name=product-description
&Filter.3.Value.1=Linux%2FUNIX
&AUTHPARAMS
```

## See Also

For more information about using this API in one of the language-specific AWS SDKs, see the following:

- [AWS Command Line Interface](#)
- [AWS SDK for .NET](#)
- [AWS SDK for C++](#)
- [AWS SDK for Go v2](#)
- [AWS SDK for Java V2](#)
- [AWS SDK for JavaScript V3](#)
- [AWS SDK for PHP V3](#)
- [AWS SDK for Python](#)
- [AWS SDK for Ruby V3](#)

# DescribeReservedInstancesListings

Describes your account's Reserved Instance listings in the Reserved Instance Marketplace.

The Reserved Instance Marketplace matches sellers who want to resell Reserved Instance capacity that they no longer need with buyers who want to purchase additional capacity. Reserved Instances bought and sold through the Reserved Instance Marketplace work like any other Reserved Instances.

As a seller, you choose to list some or all of your Reserved Instances, and you specify the upfront price to receive for them. Your Reserved Instances are then listed in the Reserved Instance Marketplace and are available for purchase.

As a buyer, you specify the configuration of the Reserved Instance to purchase, and the Marketplace matches what you're searching for with what's available. The Marketplace first sells the lowest priced Reserved Instances to you, and continues to sell available Reserved Instance listings to you until your demand is met. You are charged based on the total price of all of the listings that you purchase.

For more information, see [Sell in the Reserved Instance Marketplace](#) in the *Amazon EC2 User Guide*.

## Note

The order of the elements in the response, including those within nested structures, might vary. Applications should not assume the elements appear in a particular order.

## Request Parameters

The following parameters are for this specific action. For more information about required and optional parameters that are common to all actions, see [Common Query Parameters](#).

### Filter.N

One or more filters.

- `reserved-instances-id` - The ID of the Reserved Instances.
- `reserved-instances-listing-id` - The ID of the Reserved Instances listing.
- `status` - The status of the Reserved Instance listing (pending | active | cancelled | closed).

- `status-message` - The reason for the status.

Type: Array of [Filter](#) objects

Required: No

### **ReservedInstancesId**

One or more Reserved Instance IDs.

Type: String

Required: No

### **ReservedInstancesListingId**

One or more Reserved Instance listing IDs.

Type: String

Required: No

## **Response Elements**

The following elements are returned by the service.

### **requestId**

The ID of the request.

Type: String

### **reservedInstancesListingsSet**

Information about the Reserved Instance listing.

Type: Array of [ReservedInstancesListing](#) objects

## **Errors**

For information about the errors that are common to all actions, see [Common client error codes](#).

# Examples

## Example

This example shows all the listings associated with your account.

## Sample Request

```
https://ec2.amazonaws.com/?Action=DescribeReservedInstancesListings
&AUTHPARAMS
```

## Sample Response

```
<DescribeReservedInstancesListingsResponse>
  <requestId>cec5c904-8f3a-4de5-8f5a-ff7f9EXAMPLE</requestId>
  <reservedInstancesListingsSet>
    <item>
      <reservedInstancesListingId>253dfbf9-c335-4808-b956-d942cEXAMPLE</
reservedInstancesListingId>
      <reservedInstancesId>e5a2ff3b-7d14-494f-90af-0b5d0EXAMPLE</
reservedInstancesId>
      <createDate>2012-07-06T19:35:29.000Z</createDate>
      <updateDate>2012-07-06T19:35:30.000Z</updateDate>
      <status>active</status>
      <statusMessage>ACTIVE</statusMessage>
      <instanceCounts>
        <item>
          <state>Available</state>
          <instanceCount>20</instanceCount>
        </item>
        <item>
          <state>Sold</state>
          <instanceCount>0</instanceCount>
        </item>
        <item>
          <state>Cancelled</state>
          <instanceCount>0</instanceCount>
        </item>
        <item>
          <state>Pending</state>
          <instanceCount>0</instanceCount>
        </item>
      </instanceCounts>
```

```
<priceSchedules>
  <item>
    <term>8</term>
    <price>480.0</price>
    <currencyCode>USD</currencyCode>
    <active>false</active>
  </item>
  <item>
    <term>7</term>
    <price>420.0</price>
    <currencyCode>USD</currencyCode>
    <active>false</active>
  </item>
  <item>
    <term>6</term>
    <price>360.0</price>
    <currencyCode>USD</currencyCode>
    <active>active</active>
  </item>
  <item>
    <term>5</term>
    <price>300.0</price>
    <currencyCode>USD</currencyCode>
    <active>false</active>
  </item>
  <item>
    <term>4</term>
    <price>240.0</price>
    <currencyCode>USD</currencyCode>
    <active>false</active>
  </item>
  <item>
    <term>3</term>
    <price>180.0</price>
    <currencyCode>USD</currencyCode>
    <active>false</active>
  </item>
  <item>
    <term>2</term>
    <price>120.0</price>
    <currencyCode>USD</currencyCode>
    <active>false</active>
  </item>
  <item>
```

```
        <term>1</term>
        <price>60.0</price>
        <currencyCode>USD</currencyCode>
        <active>>false</active>
    </item>
</priceSchedules>
<tagSet/>
<clientToken>myclienttoken1</clientToken>
</item>
</reservedInstancesListingsSet>
</DescribeReservedInstancesListingsResponse>
```

## See Also

For more information about using this API in one of the language-specific AWS SDKs, see the following:

- [AWS Command Line Interface](#)
- [AWS SDK for .NET](#)
- [AWS SDK for C++](#)
- [AWS SDK for Go v2](#)
- [AWS SDK for Java V2](#)
- [AWS SDK for JavaScript V3](#)
- [AWS SDK for PHP V3](#)
- [AWS SDK for Python](#)
- [AWS SDK for Ruby V3](#)



# DescribeReservedInstancesModifications

Describes the modifications made to your Reserved Instances. If no parameter is specified, information about all your Reserved Instances modification requests is returned. If a modification ID is specified, only information about the specific modification is returned.

For more information, see [Modify Reserved Instances](#) in the *Amazon EC2 User Guide*.

## Note

The order of the elements in the response, including those within nested structures, might vary. Applications should not assume the elements appear in a particular order.

## Request Parameters

The following parameters are for this specific action. For more information about required and optional parameters that are common to all actions, see [Common Query Parameters](#).

### Filter.N

One or more filters.

- `client-token` - The idempotency token for the modification request.
- `create-date` - The time when the modification request was created.
- `effective-date` - The time when the modification becomes effective.
- `modification-result.reserved-instances-id` - The ID for the Reserved Instances created as part of the modification request. This ID is only available when the status of the modification is fulfilled.
- `modification-result.target-configuration.availability-zone` - The Availability Zone for the new Reserved Instances.
- `modification-result.target-configuration.instance-count` - The number of new Reserved Instances.
- `modification-result.target-configuration.instance-type` - The instance type of the new Reserved Instances.
- `reserved-instances-id` - The ID of the Reserved Instances modified.
- `reserved-instances-modification-id` - The ID of the modification request.

- `status` - The status of the Reserved Instances modification request (`processing` | `fulfilled` | `failed`).
- `status-message` - The reason for the status.
- `update-date` - The time when the modification request was last updated.

Type: Array of [Filter](#) objects

Required: No

### **NextToken**

The token to retrieve the next page of results.

Type: String

Required: No

### **ReservedInstancesModificationId.N**

IDs for the submitted modification request.

Type: Array of strings

Required: No

## **Response Elements**

The following elements are returned by the service.

### **nextToken**

The token to use to retrieve the next page of results. This value is `null` when there are no more results to return.

Type: String

### **requestId**

The ID of the request.

Type: String

### **reservedInstancesModificationsSet**

The Reserved Instance modification information.

Type: Array of [ReservedInstancesModification](#) objects

## Errors

For information about the errors that are common to all actions, see [Common client error codes](#).

## Examples

### Example 1

This example illustrates one usage of DescribeReservedInstancesModifications.

#### Sample Request

```
https://ec2.amazonaws.com/?Action=DescribeReservedInstancesModifications
&AUTHPARAMS
```

### Example 2

This example filters the response to include only Reserved Instances modification requests with status processing.

#### Sample Request

```
https://ec2.amazonaws.com/?Action=DescribeReservedInstancesModifications
&Filter.1.Name=status
&Filter.1.Value.1=processing
&AUTHPARAMS
```

## See Also

For more information about using this API in one of the language-specific AWS SDKs, see the following:

- [AWS Command Line Interface](#)
- [AWS SDK for .NET](#)
- [AWS SDK for C++](#)
- [AWS SDK for Go v2](#)

- [AWS SDK for Java V2](#)
- [AWS SDK for JavaScript V3](#)
- [AWS SDK for PHP V3](#)
- [AWS SDK for Python](#)
- [AWS SDK for Ruby V3](#)

# DescribeReservedInstancesOfferings

Describes Reserved Instance offerings that are available for purchase. With Reserved Instances, you purchase the right to launch instances for a period of time. During that time period, you do not receive insufficient capacity errors, and you pay a lower usage rate than the rate charged for On-Demand instances for the actual time used.

If you have listed your own Reserved Instances for sale in the Reserved Instance Marketplace, they will be excluded from these results. This is to ensure that you do not purchase your own Reserved Instances.

For more information, see [Sell in the Reserved Instance Marketplace](#) in the *Amazon EC2 User Guide*.

## Note

The order of the elements in the response, including those within nested structures, might vary. Applications should not assume the elements appear in a particular order.

## Request Parameters

The following parameters are for this specific action. For more information about required and optional parameters that are common to all actions, see [Common Query Parameters](#).

### AvailabilityZone

The Availability Zone in which the Reserved Instance can be used.

Type: String

Required: No

### DryRun

Checks whether you have the required permissions for the action, without actually making the request, and provides an error response. If you have the required permissions, the error response is `DryRunOperation`. Otherwise, it is `UnauthorizedOperation`.

Type: Boolean

Required: No

## Filter.N

One or more filters.

- `availability-zone` - The Availability Zone where the Reserved Instance can be used.
- `duration` - The duration of the Reserved Instance (for example, one year or three years), in seconds (31536000 | 94608000).
- `fixed-price` - The purchase price of the Reserved Instance (for example, 9800.0).
- `instance-type` - The instance type that is covered by the reservation.
- `marketplace` - Set to `true` to show only Reserved Instance Marketplace offerings. When this filter is not used, which is the default behavior, all offerings from both AWS and the Reserved Instance Marketplace are listed.
- `product-description` - The Reserved Instance product platform description (Linux/UNIX|Linux with SQL Server Standard|Linux with SQL Server Web|Linux with SQL Server Enterprise|SUSE Linux|Red Hat Enterprise Linux|Red Hat Enterprise Linux with HA|Windows|Windows with SQL Server Standard|Windows with SQL Server Web|Windows with SQL Server Enterprise).
- `reserved-instances-offering-id` - The Reserved Instances offering ID.
- `scope` - The scope of the Reserved Instance (Availability Zone or Region).
- `usage-price` - The usage price of the Reserved Instance, per hour (for example, 0.84).

Type: Array of [Filter](#) objects

Required: No

## IncludeMarketplace

Include Reserved Instance Marketplace offerings in the response.

Type: Boolean

Required: No

## InstanceTenancy

The tenancy of the instances covered by the reservation. A Reserved Instance with a tenancy of `dedicated` is applied to instances that run in a VPC on single-tenant hardware (i.e., Dedicated Instances).

**Important:** The `host` value cannot be used with this parameter. Use the `default` or `dedicated` values only.

Default: default

Type: String

Valid Values: default | dedicated | host

Required: No

## InstanceType

The instance type that the reservation will cover (for example, `m1.small`). For more information, see [Amazon EC2 instance types](#) in the *Amazon EC2 User Guide*.

Type: String

Valid Values: a1.medium | a1.large | a1.xlarge | a1.2xlarge | a1.4xlarge | a1.metal | c1.medium | c1.xlarge | c3.large | c3.xlarge | c3.2xlarge | c3.4xlarge | c3.8xlarge | c4.large | c4.xlarge | c4.2xlarge | c4.4xlarge | c4.8xlarge | c5.large | c5.xlarge | c5.2xlarge | c5.4xlarge | c5.9xlarge | c5.12xlarge | c5.18xlarge | c5.24xlarge | c5.metal | c5a.large | c5a.xlarge | c5a.2xlarge | c5a.4xlarge | c5a.8xlarge | c5a.12xlarge | c5a.16xlarge | c5a.24xlarge | c5ad.large | c5ad.xlarge | c5ad.2xlarge | c5ad.4xlarge | c5ad.8xlarge | c5ad.12xlarge | c5ad.16xlarge | c5ad.24xlarge | c5d.large | c5d.xlarge | c5d.2xlarge | c5d.4xlarge | c5d.9xlarge | c5d.12xlarge | c5d.18xlarge | c5d.24xlarge | c5d.metal | c5n.large | c5n.xlarge | c5n.2xlarge | c5n.4xlarge | c5n.9xlarge | c5n.18xlarge | c5n.metal | c6g.medium | c6g.large | c6g.xlarge | c6g.2xlarge | c6g.4xlarge | c6g.8xlarge | c6g.12xlarge | c6g.16xlarge | c6g.metal | c6gd.medium | c6gd.large | c6gd.xlarge | c6gd.2xlarge | c6gd.4xlarge | c6gd.8xlarge | c6gd.12xlarge | c6gd.16xlarge | c6gd.metal | c6gn.medium | c6gn.large | c6gn.xlarge | c6gn.2xlarge | c6gn.4xlarge | c6gn.8xlarge | c6gn.12xlarge | c6gn.16xlarge | c6i.large | c6i.xlarge | c6i.2xlarge | c6i.4xlarge | c6i.8xlarge | c6i.12xlarge | c6i.16xlarge | c6i.24xlarge | c6i.32xlarge | c6i.metal | cc1.4xlarge | cc2.8xlarge | cg1.4xlarge | cr1.8xlarge | d2.xlarge | d2.2xlarge | d2.4xlarge | d2.8xlarge | d3.xlarge | d3.2xlarge | d3.4xlarge | d3.8xlarge | d3en.xlarge | d3en.2xlarge | d3en.4xlarge | d3en.6xlarge | d3en.8xlarge | d3en.12xlarge | dl1.24xlarge | f1.2xlarge | f1.4xlarge | f1.16xlarge | g2.2xlarge | g2.8xlarge | g3.4xlarge | g3.8xlarge | g3.16xlarge | g3s.xlarge |

g4ad.xlarge | g4ad.2xlarge | g4ad.4xlarge | g4ad.8xlarge | g4ad.16xlarge  
| g4dn.xlarge | g4dn.2xlarge | g4dn.4xlarge | g4dn.8xlarge |  
g4dn.12xlarge | g4dn.16xlarge | g4dn.metal | g5.xlarge | g5.2xlarge  
| g5.4xlarge | g5.8xlarge | g5.12xlarge | g5.16xlarge | g5.24xlarge |  
g5.48xlarge | g5g.xlarge | g5g.2xlarge | g5g.4xlarge | g5g.8xlarge |  
g5g.16xlarge | g5g.metal | hi1.4xlarge | hpc6a.48xlarge | hs1.8xlarge  
| h1.2xlarge | h1.4xlarge | h1.8xlarge | h1.16xlarge | i2.xlarge  
| i2.2xlarge | i2.4xlarge | i2.8xlarge | i3.large | i3.xlarge |  
i3.2xlarge | i3.4xlarge | i3.8xlarge | i3.16xlarge | i3.metal |  
i3en.large | i3en.xlarge | i3en.2xlarge | i3en.3xlarge | i3en.6xlarge |  
i3en.12xlarge | i3en.24xlarge | i3en.metal | im4gn.large | im4gn.xlarge  
| im4gn.2xlarge | im4gn.4xlarge | im4gn.8xlarge | im4gn.16xlarge  
| inf1.xlarge | inf1.2xlarge | inf1.6xlarge | inf1.24xlarge |  
is4gen.medium | is4gen.large | is4gen.xlarge | is4gen.2xlarge |  
is4gen.4xlarge | is4gen.8xlarge | m1.small | m1.medium | m1.large  
| m1.xlarge | m2.xlarge | m2.2xlarge | m2.4xlarge | m3.medium |  
m3.large | m3.xlarge | m3.2xlarge | m4.large | m4.xlarge | m4.2xlarge  
| m4.4xlarge | m4.10xlarge | m4.16xlarge | m5.large | m5.xlarge |  
m5.2xlarge | m5.4xlarge | m5.8xlarge | m5.12xlarge | m5.16xlarge  
| m5.24xlarge | m5.metal | m5a.large | m5a.xlarge | m5a.2xlarge |  
m5a.4xlarge | m5a.8xlarge | m5a.12xlarge | m5a.16xlarge | m5a.24xlarge  
| m5ad.large | m5ad.xlarge | m5ad.2xlarge | m5ad.4xlarge | m5ad.8xlarge  
| m5ad.12xlarge | m5ad.16xlarge | m5ad.24xlarge | m5d.large | m5d.xlarge  
| m5d.2xlarge | m5d.4xlarge | m5d.8xlarge | m5d.12xlarge | m5d.16xlarge  
| m5d.24xlarge | m5d.metal | m5dn.large | m5dn.xlarge | m5dn.2xlarge  
| m5dn.4xlarge | m5dn.8xlarge | m5dn.12xlarge | m5dn.16xlarge |  
m5dn.24xlarge | m5dn.metal | m5n.large | m5n.xlarge | m5n.2xlarge |  
m5n.4xlarge | m5n.8xlarge | m5n.12xlarge | m5n.16xlarge | m5n.24xlarge  
| m5n.metal | m5zn.large | m5zn.xlarge | m5zn.2xlarge | m5zn.3xlarge  
| m5zn.6xlarge | m5zn.12xlarge | m5zn.metal | m6a.large | m6a.xlarge |  
m6a.2xlarge | m6a.4xlarge | m6a.8xlarge | m6a.12xlarge | m6a.16xlarge  
| m6a.24xlarge | m6a.32xlarge | m6a.48xlarge | m6g.metal | m6g.medium  
| m6g.large | m6g.xlarge | m6g.2xlarge | m6g.4xlarge | m6g.8xlarge |  
m6g.12xlarge | m6g.16xlarge | m6gd.metal | m6gd.medium | m6gd.large |  
m6gd.xlarge | m6gd.2xlarge | m6gd.4xlarge | m6gd.8xlarge | m6gd.12xlarge  
| m6gd.16xlarge | m6i.large | m6i.xlarge | m6i.2xlarge | m6i.4xlarge |



m6i.8xlarge | m6i.12xlarge | m6i.16xlarge | m6i.24xlarge | m6i.32xlarge  
| m6i.metal | mac1.metal | p2.xlarge | p2.8xlarge | p2.16xlarge |  
p3.2xlarge | p3.8xlarge | p3.16xlarge | p3dn.24xlarge | p4d.24xlarge |  
r3.large | r3.xlarge | r3.2xlarge | r3.4xlarge | r3.8xlarge | r4.large  
| r4.xlarge | r4.2xlarge | r4.4xlarge | r4.8xlarge | r4.16xlarge  
| r5.large | r5.xlarge | r5.2xlarge | r5.4xlarge | r5.8xlarge |  
r5.12xlarge | r5.16xlarge | r5.24xlarge | r5.metal | r5a.large |  
r5a.xlarge | r5a.2xlarge | r5a.4xlarge | r5a.8xlarge | r5a.12xlarge |  
r5a.16xlarge | r5a.24xlarge | r5ad.large | r5ad.xlarge | r5ad.2xlarge  
| r5ad.4xlarge | r5ad.8xlarge | r5ad.12xlarge | r5ad.16xlarge |  
r5ad.24xlarge | r5b.large | r5b.xlarge | r5b.2xlarge | r5b.4xlarge |  
r5b.8xlarge | r5b.12xlarge | r5b.16xlarge | r5b.24xlarge | r5b.metal  
| r5d.large | r5d.xlarge | r5d.2xlarge | r5d.4xlarge | r5d.8xlarge |  
r5d.12xlarge | r5d.16xlarge | r5d.24xlarge | r5d.metal | r5dn.large |  
r5dn.xlarge | r5dn.2xlarge | r5dn.4xlarge | r5dn.8xlarge | r5dn.12xlarge  
| r5dn.16xlarge | r5dn.24xlarge | r5dn.metal | r5n.large | r5n.xlarge  
| r5n.2xlarge | r5n.4xlarge | r5n.8xlarge | r5n.12xlarge | r5n.16xlarge  
| r5n.24xlarge | r5n.metal | r6g.medium | r6g.large | r6g.xlarge |  
r6g.2xlarge | r6g.4xlarge | r6g.8xlarge | r6g.12xlarge | r6g.16xlarge  
| r6g.metal | r6gd.medium | r6gd.large | r6gd.xlarge | r6gd.2xlarge  
| r6gd.4xlarge | r6gd.8xlarge | r6gd.12xlarge | r6gd.16xlarge |  
r6gd.metal | r6i.large | r6i.xlarge | r6i.2xlarge | r6i.4xlarge |  
r6i.8xlarge | r6i.12xlarge | r6i.16xlarge | r6i.24xlarge | r6i.32xlarge  
| r6i.metal | t1.micro | t2.nano | t2.micro | t2.small | t2.medium |  
t2.large | t2.xlarge | t2.2xlarge | t3.nano | t3.micro | t3.small |  
t3.medium | t3.large | t3.xlarge | t3.2xlarge | t3a.nano | t3a.micro  
| t3a.small | t3a.medium | t3a.large | t3a.xlarge | t3a.2xlarge |  
t4g.nano | t4g.micro | t4g.small | t4g.medium | t4g.large | t4g.xlarge  
| t4g.2xlarge | u-6tb1.56xlarge | u-6tb1.112xlarge | u-9tb1.112xlarge  
| u-12tb1.112xlarge | u-6tb1.metal | u-9tb1.metal | u-12tb1.metal |  
u-18tb1.metal | u-24tb1.metal | vt1.3xlarge | vt1.6xlarge | vt1.24xlarge  
| x1.16xlarge | x1.32xlarge | x1e.xlarge | x1e.2xlarge | x1e.4xlarge  
| x1e.8xlarge | x1e.16xlarge | x1e.32xlarge | x2iezn.2xlarge |  
x2iezn.4xlarge | x2iezn.6xlarge | x2iezn.8xlarge | x2iezn.12xlarge |  
x2iezn.metal | x2gd.medium | x2gd.large | x2gd.xlarge | x2gd.2xlarge  
| x2gd.4xlarge | x2gd.8xlarge | x2gd.12xlarge | x2gd.16xlarge |

x2gd.metal | z1d.large | z1d.xlarge | z1d.2xlarge | z1d.3xlarge |  
z1d.6xlarge | z1d.12xlarge | z1d.metal | x2idn.16xlarge | x2idn.24xlarge  
| x2idn.32xlarge | x2iedn.xlarge | x2iedn.2xlarge | x2iedn.4xlarge |  
x2iedn.8xlarge | x2iedn.16xlarge | x2iedn.24xlarge | x2iedn.32xlarge  
| c6a.large | c6a.xlarge | c6a.2xlarge | c6a.4xlarge | c6a.8xlarge |  
c6a.12xlarge | c6a.16xlarge | c6a.24xlarge | c6a.32xlarge | c6a.48xlarge  
| c6a.metal | m6a.metal | i4i.large | i4i.xlarge | i4i.2xlarge |  
i4i.4xlarge | i4i.8xlarge | i4i.16xlarge | i4i.32xlarge | i4i.metal  
| x2idn.metal | x2iedn.metal | c7g.medium | c7g.large | c7g.xlarge |  
c7g.2xlarge | c7g.4xlarge | c7g.8xlarge | c7g.12xlarge | c7g.16xlarge  
| mac2.metal | c6id.large | c6id.xlarge | c6id.2xlarge | c6id.4xlarge  
| c6id.8xlarge | c6id.12xlarge | c6id.16xlarge | c6id.24xlarge |  
c6id.32xlarge | c6id.metal | m6id.large | m6id.xlarge | m6id.2xlarge  
| m6id.4xlarge | m6id.8xlarge | m6id.12xlarge | m6id.16xlarge |  
m6id.24xlarge | m6id.32xlarge | m6id.metal | r6id.large | r6id.xlarge  
| r6id.2xlarge | r6id.4xlarge | r6id.8xlarge | r6id.12xlarge |  
r6id.16xlarge | r6id.24xlarge | r6id.32xlarge | r6id.metal | r6a.large  
| r6a.xlarge | r6a.2xlarge | r6a.4xlarge | r6a.8xlarge | r6a.12xlarge  
| r6a.16xlarge | r6a.24xlarge | r6a.32xlarge | r6a.48xlarge |  
r6a.metal | p4de.24xlarge | u-3tb1.56xlarge | u-18tb1.112xlarge |  
u-24tb1.112xlarge | trn1.2xlarge | trn1.32xlarge | hpc6id.32xlarge |  
c6in.large | c6in.xlarge | c6in.2xlarge | c6in.4xlarge | c6in.8xlarge  
| c6in.12xlarge | c6in.16xlarge | c6in.24xlarge | c6in.32xlarge |  
m6in.large | m6in.xlarge | m6in.2xlarge | m6in.4xlarge | m6in.8xlarge  
| m6in.12xlarge | m6in.16xlarge | m6in.24xlarge | m6in.32xlarge  
| m6idn.large | m6idn.xlarge | m6idn.2xlarge | m6idn.4xlarge |  
m6idn.8xlarge | m6idn.12xlarge | m6idn.16xlarge | m6idn.24xlarge |  
m6idn.32xlarge | r6in.large | r6in.xlarge | r6in.2xlarge | r6in.4xlarge  
| r6in.8xlarge | r6in.12xlarge | r6in.16xlarge | r6in.24xlarge  
| r6in.32xlarge | r6idn.large | r6idn.xlarge | r6idn.2xlarge |  
r6idn.4xlarge | r6idn.8xlarge | r6idn.12xlarge | r6idn.16xlarge |  
r6idn.24xlarge | r6idn.32xlarge | c7g.metal | m7g.medium | m7g.large  
| m7g.xlarge | m7g.2xlarge | m7g.4xlarge | m7g.8xlarge | m7g.12xlarge  
| m7g.16xlarge | m7g.metal | r7g.medium | r7g.large | r7g.xlarge |  
r7g.2xlarge | r7g.4xlarge | r7g.8xlarge | r7g.12xlarge | r7g.16xlarge  
| r7g.metal | c6in.metal | m6in.metal | m6idn.metal | r6in.metal |

r6idn.metal | inf2.xlarge | inf2.8xlarge | inf2.24xlarge | inf2.48xlarge  
| trn1n.32xlarge | i4g.large | i4g.xlarge | i4g.2xlarge | i4g.4xlarge  
| i4g.8xlarge | i4g.16xlarge | hpc7g.4xlarge | hpc7g.8xlarge |  
hpc7g.16xlarge | c7gn.medium | c7gn.large | c7gn.xlarge | c7gn.2xlarge  
| c7gn.4xlarge | c7gn.8xlarge | c7gn.12xlarge | c7gn.16xlarge |  
p5.48xlarge | m7i.large | m7i.xlarge | m7i.2xlarge | m7i.4xlarge |  
m7i.8xlarge | m7i.12xlarge | m7i.16xlarge | m7i.24xlarge | m7i.48xlarge  
| m7i-flex.large | m7i-flex.xlarge | m7i-flex.2xlarge | m7i-flex.4xlarge  
| m7i-flex.8xlarge | m7a.medium | m7a.large | m7a.xlarge | m7a.2xlarge |  
m7a.4xlarge | m7a.8xlarge | m7a.12xlarge | m7a.16xlarge | m7a.24xlarge  
| m7a.32xlarge | m7a.48xlarge | m7a.metal-48xl | hpc7a.12xlarge |  
hpc7a.24xlarge | hpc7a.48xlarge | hpc7a.96xlarge | c7gd.medium |  
c7gd.large | c7gd.xlarge | c7gd.2xlarge | c7gd.4xlarge | c7gd.8xlarge |  
c7gd.12xlarge | c7gd.16xlarge | m7gd.medium | m7gd.large | m7gd.xlarge  
| m7gd.2xlarge | m7gd.4xlarge | m7gd.8xlarge | m7gd.12xlarge |  
m7gd.16xlarge | r7gd.medium | r7gd.large | r7gd.xlarge | r7gd.2xlarge |  
r7gd.4xlarge | r7gd.8xlarge | r7gd.12xlarge | r7gd.16xlarge | r7a.medium  
| r7a.large | r7a.xlarge | r7a.2xlarge | r7a.4xlarge | r7a.8xlarge |  
r7a.12xlarge | r7a.16xlarge | r7a.24xlarge | r7a.32xlarge | r7a.48xlarge  
| c7i.large | c7i.xlarge | c7i.2xlarge | c7i.4xlarge | c7i.8xlarge  
| c7i.12xlarge | c7i.16xlarge | c7i.24xlarge | c7i.48xlarge | mac2-  
m2pro.metal | r7iz.large | r7iz.xlarge | r7iz.2xlarge | r7iz.4xlarge  
| r7iz.8xlarge | r7iz.12xlarge | r7iz.16xlarge | r7iz.32xlarge |  
c7a.medium | c7a.large | c7a.xlarge | c7a.2xlarge | c7a.4xlarge |  
c7a.8xlarge | c7a.12xlarge | c7a.16xlarge | c7a.24xlarge | c7a.32xlarge  
| c7a.48xlarge | c7a.metal-48xl | r7a.metal-48xl | r7i.large |  
r7i.xlarge | r7i.2xlarge | r7i.4xlarge | r7i.8xlarge | r7i.12xlarge  
| r7i.16xlarge | r7i.24xlarge | r7i.48xlarge | dl2q.24xlarge | mac2-  
m2.metal | i4i.12xlarge | i4i.24xlarge | c7i.metal-24xl | c7i.metal-48xl  
| m7i.metal-24xl | m7i.metal-48xl | r7i.metal-24xl | r7i.metal-48xl |  
r7iz.metal-16xl | r7iz.metal-32xl | c7gd.metal | m7gd.metal | r7gd.metal  
| g6.xlarge | g6.2xlarge | g6.4xlarge | g6.8xlarge | g6.12xlarge |  
g6.16xlarge | g6.24xlarge | g6.48xlarge | gr6.4xlarge | gr6.8xlarge |  
c7i-flex.large | c7i-flex.xlarge | c7i-flex.2xlarge | c7i-flex.4xlarge  
| c7i-flex.8xlarge | u7i-12tb.224xlarge | u7in-16tb.224xlarge |  
u7in-24tb.224xlarge | u7in-32tb.224xlarge | u7ib-12tb.224xlarge |

c7gn.metal | r8g.medium | r8g.large | r8g.xlarge | r8g.2xlarge |  
r8g.4xlarge | r8g.8xlarge | r8g.12xlarge | r8g.16xlarge | r8g.24xlarge |  
r8g.48xlarge | r8g.metal-24x1 | r8g.metal-48x1 | mac2-m1ultra.metal

Required: No

### **MaxDuration**

The maximum duration (in seconds) to filter when searching for offerings.

Default: 94608000 (3 years)

Type: Long

Required: No

### **MaxInstanceCount**

The maximum number of instances to filter when searching for offerings.

Default: 20

Type: Integer

Required: No

### **MaxResults**

The maximum number of results to return for the request in a single page. The remaining results of the initial request can be seen by sending another request with the returned `NextToken` value. The maximum is 100.

Default: 100

Type: Integer

Required: No

### **MinDuration**

The minimum duration (in seconds) to filter when searching for offerings.

Default: 2592000 (1 month)

Type: Long

Required: No

## NextToken

The token to retrieve the next page of results.

Type: String

Required: No

## OfferingClass

The offering class of the Reserved Instance. Can be standard or convertible.

Type: String

Valid Values: standard | convertible

Required: No

## OfferingType

The Reserved Instance offering type. If you are using tools that predate the 2011-11-01 API version, you only have access to the Medium Utilization Reserved Instance offering type.

Type: String

Valid Values: Heavy Utilization | Medium Utilization | Light Utilization | No Upfront | Partial Upfront | All Upfront

Required: No

## ProductDescription

The Reserved Instance product platform description. Instances that include (Amazon VPC) in the description are for use with Amazon VPC.

Type: String

Valid Values: Linux/UNIX | Linux/UNIX (Amazon VPC) | Windows | Windows (Amazon VPC)

Required: No

## ReservedInstancesOfferingId.N

One or more Reserved Instances offering IDs.

Type: Array of strings

Required: No

## Response Elements

The following elements are returned by the service.

### nextToken

The token to use to retrieve the next page of results. This value is `null` when there are no more results to return.

Type: String

### requestId

The ID of the request.

Type: String

### reservedInstancesOfferingsSet

A list of Reserved Instances offerings.

Type: Array of [ReservedInstancesOffering](#) objects

## Errors

For information about the errors that are common to all actions, see [Common client error codes](#).

## Examples

### Example Describing Reserved Instance Marketplace Offerings Only

This example requests a list of Linux/UNIX, No Upfront Reserved Instances that are available through the Reserved Instance Marketplace only. When using the Query API, all strings must be URL-encoded.

### Sample Request

```
https://ec2.amazonaws.com/?Action=DescribeReservedInstancesOfferings
&Filter.1.Name=marketplace
&Filter.1.Value.1=true
&IncludeMarketplace=true
```

```
&OfferingType=No+Upfront
&ProductDescription=Linux%2FUNIX
&Version=2016-11-15
&AUTHPARAMS
```

## Sample Request

```
https://ec2.amazonaws.com/?Action=DescribeReservedInstancesOfferings
&AUTHPARAMS
```

## Sample Response

```
<DescribeReservedInstancesOfferingsResponse>
  <requestId>cec5c904-8f3a-4de5-8f5a-ff7f9EXAMPLE</requestId>
  <reservedInstancesOfferingsSet>
    <item>
      <reservedInstancesOfferingId>253dfbf9-c335-4808-b956-d942cEXAMPLE</
reservedInstancesOfferingId>
      <reservedInstancesId>e5a2ff3b-7d14-494f-90af-0b5d0EXAMPLE</
reservedInstancesId>
      <createDate>2012-07-06T19:35:29.000Z</createDate>
      <updateDate>2012-07-06T19:35:30.000Z</updateDate>
      <status>active</status>
      <statusMessage>ACTIVE</statusMessage>
      <instanceCounts>
        <item>
          <state>Available</state>
          <instanceCount>20</instanceCount>
        </item>
        <item>
          <state>Sold</state>
          <instanceCount>0</instanceCount>
        </item>
        <item>
          <state>Cancelled</state>
          <instanceCount>0</instanceCount>
        </item>
        <item>
          <state>Pending</state>
          <instanceCount>0</instanceCount>
        </item>
      </instanceCounts>
      <priceSchedules>
```

```
<item>
  <term>8</term>
  <price>480.0</price>
  <currencyCode>USD</currencyCode>
  <active>>false</active>
</item>
<item>
  <term>7</term>
  <price>420.0</price>
  <currencyCode>USD</currencyCode>
  <active>>false</active>
</item>
<item>
  <term>6</term>
  <price>360.0</price>
  <currencyCode>USD</currencyCode>
  <active>active</active>
</item>
<item>
  <term>5</term>
  <price>300.0</price>
  <currencyCode>USD</currencyCode>
  <active>>false</active>
</item>
<item>
  <term>4</term>
  <price>240.0</price>
  <currencyCode>USD</currencyCode>
  <active>>false</active>
</item>
<item>
  <term>3</term>
  <price>180.0</price>
  <currencyCode>USD</currencyCode>
  <active>>false</active>
</item>
<item>
  <term>2</term>
  <price>120.0</price>
  <currencyCode>USD</currencyCode>
  <active>>false</active>
</item>
<item>
  <term>1</term>
```



```

        <price>60.0</price>
        <currencyCode>USD</currencyCode>
        <active>>false</active>
    </item>
</priceSchedules>
<tagSet/>
<clientToken>myclienttoken1</clientToken>
</item>
</reservedInstancesOfferingsSet>
</DescribeReservedInstancesOfferingsResponse>

```

```

<DescribeReservedInstancesOfferingsResponse xmlns="http://ec2.amazonaws.com/doc/2016-11-15/">
  <requestId>2bc7dafa-dafd-4257-bdf9-c0814EXAMPLE</requestId>
  <reservedInstancesOfferingsSet>
    <item>
      <reservedInstancesOfferingId>a6ce8269-7b8c-42cd-a7f5-0841cEXAMPLE</reservedInstancesOfferingId>
      <instanceType>m3.xlarge</instanceType>
      <availabilityZone>us-east-1e</availabilityZone>
      <duration>2332800</duration>
      <fixedPrice>0.0</fixedPrice>
      <usagePrice>0.0</usagePrice>
      <productDescription>Linux/UNIX</productDescription>
      <instanceTenancy>default</instanceTenancy>
      <currencyCode>USD</currencyCode>
      <offeringType>No Upfront</offeringType>
      <recurringCharges>
        <item>
          <frequency>Hourly</frequency>
          <amount>0.19</amount>
        </item>
      </recurringCharges>
      <marketplace>>true</marketplace>
      <pricingDetailsSet>
        <item>
          <price>0.0</price>
          <count>3</count>
        </item>
      </pricingDetailsSet>
      <offeringClass>standard</offeringClass>
      <scope>Availability Zone</scope>
    </item>

```

```
<item>
  <reservedInstancesOfferingId>2bc7dafa-dafd-4257-bdf9-c0814EXAMPLE</
reservedInstancesOfferingId>
  <instanceType>m3.2xlarge</instanceType>
  <availabilityZone>us-east-1b</availabilityZone>
  <duration>15552000</duration>
  <fixedPrice>1.01</fixedPrice>
  <usagePrice>0.0</usagePrice>
  <productDescription>Linux/UNIX</productDescription>
  <instanceTenancy>default</instanceTenancy>
  <currencyCode>USD</currencyCode>
  <offeringType>No Upfront</offeringType>
  <recurringCharges>
    <item>
      <frequency>Hourly</frequency>
      <amount>0.38</amount>
    </item>
  </recurringCharges>
  <marketplace>true</marketplace>
  <pricingDetailsSet>
    <item>
      <price>1.01</price>
      <count>1</count>
    </item>
  </pricingDetailsSet>
  <offeringClass>standard</offeringClass>
  <scope>Availability Zone</scope>
</item>
</reservedInstancesOfferingsSet>
</DescribeReservedInstancesOfferingsResponse>
```

## Example Describing Offerings Only

This example lists AWS offerings only.

### Sample Request

```
http://ec2.amazonaws.com/doc/2016-11-15/?Action=DescribeReservedInstancesOfferings
&IncludeMarketplace=false
&AUTHPARAMS
```

## Sample Response

```
<DescribeReservedInstancesOfferingsResponse xmlns="http://ec2.amazonaws.com/doc/2016-11-15/">
  <requestId>2bc7dafa-dafd-4257-b6tf-c0814EXAMPLE</requestId>
  <reservedInstancesOfferingsSet>
    <item>
      <reservedInstancesOfferingId>a6ce8269-7b8c-42cd-a6y5-0841cEXAMPLE</reservedInstancesOfferingId>
      <instanceType>c1.medium</instanceType>
      <availabilityZone>us-east-1e</availabilityZone>
      <duration>94608000</duration>
      <fixedPrice>631.0</fixedPrice>
      <usagePrice>0.0</usagePrice>
      <productDescription>Linux/UNIX</productDescription>
      <instanceTenancy>default</instanceTenancy>
      <currencyCode>USD</currencyCode>
      <offeringType>Partial Upfront</offeringType>
      <recurringCharges>
        <item>
          <frequency>Hourly</frequency>
          <amount>0.28</amount>
        </item>
      </recurringCharges>
      <marketplace>>false</marketplace>
      <pricingDetailsSet/>
      <offeringClass>standard</offeringClass>
      <scope>Availability Zone</scope>
    </item>
    <item>
      <reservedInstancesOfferingId>2bc7dafa-rafd-6t7y-bdf9-c0814EXAMPLE</reservedInstancesOfferingId>
      <instanceType>c1.medium</instanceType>
      <availabilityZone>us-east-1b</availabilityZone>
      <duration>94608000</duration>
      <fixedPrice>631.0</fixedPrice>
      <usagePrice>0.0</usagePrice>
      <productDescription>Linux/UNIX</productDescription>
      <instanceTenancy>default</instanceTenancy>
      <currencyCode>USD</currencyCode>
      <offeringType>Partial Upfront</offeringType>
      <recurringCharges>
        <item>
          <frequency>Hourly</frequency>
```

```
        <amount>0.88</amount>
      </item>
    </recurringCharges>
    <marketplace>>false</marketplace>
    <pricingDetailsSet/>
    <offeringClass>convertible</offeringClass>
    <scope>Availability Zone</scope>
  </reservedInstancesOfferingsSet>
</DescribeReservedInstancesOfferingsResponse>
```

## Example Using Tokens to Manage Results

You can use pagination support to query the results sequentially and in parts.

Specify the maximum number of results that are returned in the response. Then, each paginated response contains a token that can be provided as input to a subsequent `DescribeReservedInstancesOfferings` call to fetch the next page. (Make sure that you use URL encoding for the token value.)

## Sample Request

```
https://ec2.amazonaws.com/?Action=DescribeReservedInstancesOfferings
&MaxResults=5
&AUTHPARAMS
```

## Sample Response

```
<DescribeReservedInstancesOfferingsResponse>
  <requestId>d072f652-cc57-458c-89e0-e6c02EXAMPLE</requestId>
  <reservedInstancesOfferingsSet>
    ...
    <item>
      <reservedInstancesOfferingId>649fd0c8-7846-46b8-8f84-a6400EXAMPLE</
reservedInstancesOfferingId>
      <instanceType>c1.medium</instanceType>
      <availabilityZone>us-east-1a</availabilityZone>
      <duration>94608000</duration>
      <fixedPrice>631.0</fixedPrice>
      <usagePrice>0.0</usagePrice>
```

```

<productDescription>Linux/UNIX (Amazon VPC)</productDescription>
<instanceTenancy>default</instanceTenancy>
<currencyCode>USD</currencyCode>
<offeringType>Partial Upfront</offeringType>
<recurringCharges>
  <item>
    <frequency>>Hourly</frequency>
    <amount>0.028</amount>
  </item>
</recurringCharges>
<marketplace>>false</marketplace>
<pricingDetailsSet/>
<offeringClass>standard</offeringClass>
<scope>Availability Zone</scope>
</item>
...
</reservedInstancesOfferingsSet>
<nextToken>h/C8YKPBHEjW8xKz1827/Zzyb0VqsqkjRo3TqhFYeE=</nextToken>
</DescribeReservedInstancesOfferingsResponse>
&MaxResults=5
&NextToken=h%2FC8YKPBHEjW8xKz1827%2FZzyb0VqsqkjRo3TqhFYeE%3D
&AUTHPARAMS

```

## Example Using Filters

This example filters the response to include only one-year, `m1.small` or `m1.large` Linux/UNIX Reserved Instances. If you want Linux/UNIX Reserved Instances specifically for use with a VPC, set the product description to `Linux/UNIX (Amazon VPC)`.

## Sample Request

```

https://ec2.amazonaws.com/?Action=DescribeReservedInstancesOfferings
&Filter.1.Name=duration
&Filter.1.Value.1=31536000
&Filter.2.Name=instance-type
&Filter.2.Value.1=m1.small
&Filter.2.Value.2=m1.large
&Filter.3.Name=product-description
&Filter.3.Value.1=Linux%2FUNIX
&AUTHPARAMS

```

## See Also

For more information about using this API in one of the language-specific AWS SDKs, see the following:

- [AWS Command Line Interface](#)
- [AWS SDK for .NET](#)
- [AWS SDK for C++](#)
- [AWS SDK for Go v2](#)
- [AWS SDK for Java V2](#)
- [AWS SDK for JavaScript V3](#)
- [AWS SDK for PHP V3](#)
- [AWS SDK for Python](#)
- [AWS SDK for Ruby V3](#)

# DescribeRouteTables

Describes your route tables. The default is to describe all your route tables. Alternatively, you can specify specific route table IDs or filter the results to include only the route tables that match specific criteria.

Each subnet in your VPC must be associated with a route table. If a subnet is not explicitly associated with any route table, it is implicitly associated with the main route table. This command does not return the subnet ID for implicit associations.

For more information, see [Route tables](#) in the *Amazon VPC User Guide*.

## Request Parameters

The following parameters are for this specific action. For more information about required and optional parameters that are common to all actions, see [Common Query Parameters](#).

### DryRun

Checks whether you have the required permissions for the action, without actually making the request, and provides an error response. If you have the required permissions, the error response is `DryRunOperation`. Otherwise, it is `UnauthorizedOperation`.

Type: Boolean

Required: No

### Filter.N

The filters.

- `association.gateway-id` - The ID of the gateway involved in the association.
- `association.route-table-association-id` - The ID of an association ID for the route table.
- `association.route-table-id` - The ID of the route table involved in the association.
- `association.subnet-id` - The ID of the subnet involved in the association.
- `association.main` - Indicates whether the route table is the main route table for the VPC (`true` | `false`). Route tables that do not have an association ID are not returned in the response.

- `owner-id` - The ID of the AWS account that owns the route table.
- `route-table-id` - The ID of the route table.
- `route.destination-cidr-block` - The IPv4 CIDR range specified in a route in the table.
- `route.destination-ipv6-cidr-block` - The IPv6 CIDR range specified in a route in the route table.
- `route.destination-prefix-list-id` - The ID (prefix) of the AWS service specified in a route in the table.
- `route.egress-only-internet-gateway-id` - The ID of an egress-only Internet gateway specified in a route in the route table.
- `route.gateway-id` - The ID of a gateway specified in a route in the table.
- `route.instance-id` - The ID of an instance specified in a route in the table.
- `route.nat-gateway-id` - The ID of a NAT gateway.
- `route.transit-gateway-id` - The ID of a transit gateway.
- `route.origin` - Describes how the route was created. `CreateRouteTable` indicates that the route was automatically created when the route table was created; `CreateRoute` indicates that the route was manually added to the route table; `EnableVgwRoutePropagation` indicates that the route was propagated by route propagation.
- `route.state` - The state of a route in the route table (`active` | `blackhole`). The `blackhole` state indicates that the route's target isn't available (for example, the specified gateway isn't attached to the VPC, the specified NAT instance has been terminated, and so on).
- `route.vpc-peering-connection-id` - The ID of a VPC peering connection specified in a route in the table.
- `tag:<key>` - The key/value combination of a tag assigned to the resource. Use the tag key in the filter name and the tag value as the filter value. For example, to find all resources that have a tag with the key `Owner` and the value `TeamA`, specify `tag:Owner` for the filter name and `TeamA` for the filter value.
- `tag-key` - The key of a tag assigned to the resource. Use this filter to find all resources assigned a tag with a specific key, regardless of the tag value.
- `vpc-id` - The ID of the VPC for the route table.

Type: Array of [Filter](#) objects

Required: No



## MaxResults

The maximum number of items to return for this request. To get the next page of items, make another request with the token returned in the output. For more information, see [Pagination](#).

Type: Integer

Valid Range: Minimum value of 5. Maximum value of 100.

Required: No

## NextToken

The token returned from a previous paginated request. Pagination continues from the end of the items returned by the previous request.

Type: String

Required: No

## RouteTableId.N

The IDs of the route tables.

Type: Array of strings

Required: No

## Response Elements

The following elements are returned by the service.

### nextToken

The token to include in another request to get the next page of items. This value is `null` when there are no more items to return.

Type: String

### requestId

The ID of the request.

Type: String

## routeTableSet

Information about the route tables.

Type: Array of [RouteTable](#) objects

## Errors

For information about the errors that are common to all actions, see [Common client error codes](#).

## Examples

### Example

This example describes all your route tables. The first route table in the returned list is the VPC's main route table. Its association ID represents the association between the table and the VPC.

### Sample Request

```
https://ec2.amazonaws.com/?Action=DescribeRouteTables
&AUTHPARAMS
```

### Sample Response

```
<DescribeRouteTablesResponse xmlns="http://ec2.amazonaws.com/doc/2016-11-15/">
  <requestId>fe876446-c8c0-4f2d-a6df-ed506example</requestId>
  <routeTableSet>
    <item>
      <routeTableId>rtb-1122334455667788a</routeTableId>
      <vpcId>vpc-12345678912345678</vpcId>
      <ownerId>111122223333</ownerId>
      <routeSet>
        <item>
          <destinationCidrBlock>10.0.1.0/32</destinationCidrBlock>
          <gatewayId>igw-012345678901abcdef</gatewayId>
          <state>active</state>
          <origin>CreateRoute</origin>
        </item>
        <item>
          <destinationCidrBlock>172.31.0.0/16</destinationCidrBlock>
          <gatewayId>local</gatewayId>
        </item>
      </routeSet>
    </item>
  </routeTableSet>
</DescribeRouteTablesResponse>
```

```
        <state>active</state>
        <origin>CreateRouteTable</origin>
    </item>
    <item>
        <destinationCidrBlock>0.0.0.0/0</destinationCidrBlock>
        <gatewayId>igw-012345678901abcdef</gatewayId>
        <state>active</state>
        <origin>CreateRoute</origin>
    </item>
</routeSet>
<associationSet>
    <item>
        <routeTableAssociationId>rtbassoc-04ca27a6914a0b4fc</
routeTableAssociationId>
        <routeTableId>rtb-1122334455667788a</routeTableId>
        <main>true</main>
    </item>
</associationSet>
<propagatingVgwSet/>
<tagSet/>
</item>
</routeTableSet>
</DescribeRouteTablesResponse>
```

## See Also

For more information about using this API in one of the language-specific AWS SDKs, see the following:

- [AWS Command Line Interface](#)
- [AWS SDK for .NET](#)
- [AWS SDK for C++](#)
- [AWS SDK for Go v2](#)
- [AWS SDK for Java V2](#)
- [AWS SDK for JavaScript V3](#)
- [AWS SDK for PHP V3](#)
- [AWS SDK for Python](#)
- [AWS SDK for Ruby V3](#)

# DescribeScheduledInstanceAvailability

Finds available schedules that meet the specified criteria.

You can search for an available schedule no more than 3 months in advance. You must meet the minimum required duration of 1,200 hours per year. For example, the minimum daily schedule is 4 hours, the minimum weekly schedule is 24 hours, and the minimum monthly schedule is 100 hours.

After you find a schedule that meets your needs, call [PurchaseScheduledInstances](#) to purchase Scheduled Instances with that schedule.

## Request Parameters

The following parameters are for this specific action. For more information about required and optional parameters that are common to all actions, see [Common Query Parameters](#).

### DryRun

Checks whether you have the required permissions for the action, without actually making the request, and provides an error response. If you have the required permissions, the error response is `DryRunOperation`. Otherwise, it is `UnauthorizedOperation`.

Type: Boolean

Required: No

### Filter.N

The filters.

- `availability-zone` - The Availability Zone (for example, `us-west-2a`).
- `instance-type` - The instance type (for example, `c4.large`).
- `platform` - The platform (Linux/UNIX or Windows).

Type: Array of [Filter](#) objects

Required: No

### FirstSlotStartTimeRange

The time period for the first schedule to start.

Type: [SlotDateTimeRangeRequest](#) object

Required: Yes

### MaxResults

The maximum number of results to return in a single call. This value can be between 5 and 300. The default value is 300. To retrieve the remaining results, make another call with the returned NextToken value.

Type: Integer

Valid Range: Minimum value of 5. Maximum value of 300.

Required: No

### MaxSlotDurationInHours

The maximum available duration, in hours. This value must be greater than MinSlotDurationInHours and less than 1,720.

Type: Integer

Required: No

### MinSlotDurationInHours

The minimum available duration, in hours. The minimum required duration is 1,200 hours per year. For example, the minimum daily schedule is 4 hours, the minimum weekly schedule is 24 hours, and the minimum monthly schedule is 100 hours.

Type: Integer

Required: No

### NextToken

The token for the next set of results.

Type: String

Required: No

### Recurrence

The schedule recurrence.

Type: [ScheduledInstanceRecurrenceRequest](#) object

Required: Yes

## Response Elements

The following elements are returned by the service.

### **nextToken**

The token required to retrieve the next set of results. This value is `null` when there are no more results to return.

Type: String

### **requestId**

The ID of the request.

Type: String

### **scheduledInstanceAvailabilitySet**

Information about the available Scheduled Instances.

Type: Array of [ScheduledInstanceAvailability](#) objects

## Errors

For information about the errors that are common to all actions, see [Common client error codes](#).

## See Also

For more information about using this API in one of the language-specific AWS SDKs, see the following:

- [AWS Command Line Interface](#)
- [AWS SDK for .NET](#)
- [AWS SDK for C++](#)
- [AWS SDK for Go v2](#)
- [AWS SDK for Java V2](#)
- [AWS SDK for JavaScript V3](#)

- [AWS SDK for PHP V3](#)
- [AWS SDK for Python](#)
- [AWS SDK for Ruby V3](#)

# DescribeScheduledInstances

Describes the specified Scheduled Instances or all your Scheduled Instances.

## Request Parameters

The following parameters are for this specific action. For more information about required and optional parameters that are common to all actions, see [Common Query Parameters](#).

### DryRun

Checks whether you have the required permissions for the action, without actually making the request, and provides an error response. If you have the required permissions, the error response is `DryRunOperation`. Otherwise, it is `UnauthorizedOperation`.

Type: Boolean

Required: No

### Filter.N

The filters.

- `availability-zone` - The Availability Zone (for example, `us-west-2a`).
- `instance-type` - The instance type (for example, `c4.large`).
- `platform` - The platform (Linux/UNIX or Windows).

Type: Array of [Filter](#) objects

Required: No

### MaxResults

The maximum number of results to return in a single call. This value can be between 5 and 300. The default value is 100. To retrieve the remaining results, make another call with the returned `NextToken` value.

Type: Integer

Required: No

### NextToken

The token for the next set of results.



Type: String

Required: No

### **ScheduledInstanceIds.N**

The Scheduled Instance IDs.

Type: Array of strings

Required: No

### **SlotStartTimeRange**

The time period for the first schedule to start.

Type: [SlotStartTimeRangeRequest](#) object

Required: No

## **Response Elements**

The following elements are returned by the service.

### **nextToken**

The token required to retrieve the next set of results. This value is `null` when there are no more results to return.

Type: String

### **requestId**

The ID of the request.

Type: String

### **scheduledInstanceSet**

Information about the Scheduled Instances.

Type: Array of [ScheduledInstance](#) objects

## **Errors**

For information about the errors that are common to all actions, see [Common client error codes](#).

## See Also

For more information about using this API in one of the language-specific AWS SDKs, see the following:

- [AWS Command Line Interface](#)
- [AWS SDK for .NET](#)
- [AWS SDK for C++](#)
- [AWS SDK for Go v2](#)
- [AWS SDK for Java V2](#)
- [AWS SDK for JavaScript V3](#)
- [AWS SDK for PHP V3](#)
- [AWS SDK for Python](#)
- [AWS SDK for Ruby V3](#)

# DescribeSecurityGroupReferences

Describes the VPCs on the other side of a VPC peering connection that are referencing the security groups you've specified in this request.

## Request Parameters

The following parameters are for this specific action. For more information about required and optional parameters that are common to all actions, see [Common Query Parameters](#).

### DryRun

Checks whether you have the required permissions for the action, without actually making the request, and provides an error response. If you have the required permissions, the error response is `DryRunOperation`. Otherwise, it is `UnauthorizedOperation`.

Type: Boolean

Required: No

### GroupId.N

The IDs of the security groups in your account.

Type: Array of strings

Required: Yes

## Response Elements

The following elements are returned by the service.

### requestId

The ID of the request.

Type: String

### securityGroupReferenceSet

Information about the VPCs with the referencing security groups.

Type: Array of [SecurityGroupReference](#) objects

## Errors

For information about the errors that are common to all actions, see [Common client error codes](#).

## Examples

### Example 1

This example describes the security group references for sg-11aa22bb. The response indicates that this security group is referenced by a security group in VPC vpc-1a2b3c4d.

#### Sample Request

```
https://ec2.amazonaws.com/?Action=DescribeSecurityGroupReferences
&GroupId.1=sg-11aa22bb
&AUTHPARAMS
```

#### Sample Response

```
<DescribeSecurityGroupReferencesResponse xmlns="http://ec2.amazonaws.com/doc/2016-11-15/">
  <requestId>19744c88-baa2-45df-905f-example</requestId>
  <securityGroupReferenceSet>
    <item>
      <referencingVpcId>vpc-1a2b3c4d</referencingVpcId>
      <vpcPeeringConnectionId>pcx-b04deed9</vpcPeeringConnectionId>
      <groupId>sg-11aa22bb</groupId>
    </item>
  </securityGroupReferenceSet>
</DescribeSecurityGroupReferencesResponse>
```

### Example 2

This example describes the security group references for sg-11aa22bb and sg-1111aaaa.

#### Sample Request

```
https://ec2.amazonaws.com/?Action=DescribeSecurityGroupReferences
&GroupId.1=sg-11aa22bb
&GroupId.2=sg-1111aaaa
&AUTHPARAMS
```

## Sample Response

```
<DescribeSecurityGroupReferencesResponse xmlns="http://ec2.amazonaws.com/doc/2016-11-15/">
  <requestId>d1835dca-61c1-459d-99cb-example</requestId>
  <securityGroupReferenceSet>
    <item>
      <referencingVpcId>vpc-81326ae4</referencingVpcId>
      <vpcPeeringConnectionId>pcx-b04deed9</vpcPeeringConnectionId>
      <groupId>sg-11aa22bb</groupId>
    </item>
    <item>
      <referencingVpcId>vpc-1a2b3c4d</referencingVpcId>
      <vpcPeeringConnectionId>pcx-aabbccdd</vpcPeeringConnectionId>
      <groupId>sg-1111aaaa</groupId>
    </item>
  </securityGroupReferenceSet>
</DescribeSecurityGroupReferencesResponse>
```

## See Also

For more information about using this API in one of the language-specific AWS SDKs, see the following:

- [AWS Command Line Interface](#)
- [AWS SDK for .NET](#)
- [AWS SDK for C++](#)
- [AWS SDK for Go v2](#)
- [AWS SDK for Java V2](#)
- [AWS SDK for JavaScript V3](#)
- [AWS SDK for PHP V3](#)
- [AWS SDK for Python](#)
- [AWS SDK for Ruby V3](#)

# DescribeSecurityGroupRules

Describes one or more of your security group rules.

## Request Parameters

The following parameters are for this specific action. For more information about required and optional parameters that are common to all actions, see [Common Query Parameters](#).

### DryRun

Checks whether you have the required permissions for the action, without actually making the request, and provides an error response. If you have the required permissions, the error response is `DryRunOperation`. Otherwise, it is `UnauthorizedOperation`.

Type: Boolean

Required: No

### Filter.N

One or more filters.

- `group-id` - The ID of the security group.
- `security-group-rule-id` - The ID of the security group rule.
- `tag:<key>` - The key/value combination of a tag assigned to the resource. Use the tag key in the filter name and the tag value as the filter value. For example, to find all resources that have a tag with the key `Owner` and the value `TeamA`, specify `tag:Owner` for the filter name and `TeamA` for the filter value.

Type: Array of [Filter](#) objects

Required: No

### MaxResults

The maximum number of items to return for this request. To get the next page of items, make another request with the token returned in the output. This value can be between 5 and 1000. If this parameter is not specified, then all items are returned. For more information, see [Pagination](#).

Type: Integer

Valid Range: Minimum value of 5. Maximum value of 1000.

Required: No

### **NextToken**

The token returned from a previous paginated request. Pagination continues from the end of the items returned by the previous request.

Type: String

Required: No

### **SecurityGroupRuleId.N**

The IDs of the security group rules.

Type: Array of strings

Required: No

## **Response Elements**

The following elements are returned by the service.

### **nextToken**

The token to include in another request to get the next page of items. This value is `null` when there are no more items to return.

Type: String

### **requestId**

The ID of the request.

Type: String

### **securityGroupRuleSet**

Information about security group rules.

Type: Array of [SecurityGroupRule](#) objects

## Errors

For information about the errors that are common to all actions, see [Common client error codes](#).

## See Also

For more information about using this API in one of the language-specific AWS SDKs, see the following:

- [AWS Command Line Interface](#)
- [AWS SDK for .NET](#)
- [AWS SDK for C++](#)
- [AWS SDK for Go v2](#)
- [AWS SDK for Java V2](#)
- [AWS SDK for JavaScript V3](#)
- [AWS SDK for PHP V3](#)
- [AWS SDK for Python](#)
- [AWS SDK for Ruby V3](#)



# DescribeSecurityGroups

Describes the specified security groups or all of your security groups.

## Request Parameters

The following parameters are for this specific action. For more information about required and optional parameters that are common to all actions, see [Common Query Parameters](#).

### DryRun

Checks whether you have the required permissions for the action, without actually making the request, and provides an error response. If you have the required permissions, the error response is `DryRunOperation`. Otherwise, it is `UnauthorizedOperation`.

Type: Boolean

Required: No

### Filter.N

The filters. If using multiple filters for rules, the results include security groups for which any combination of rules - not necessarily a single rule - match all filters.

- `description` - The description of the security group.
- `egress.ip-permission.cidr` - An IPv4 CIDR block for an outbound security group rule.
- `egress.ip-permission.from-port` - For an outbound rule, the start of port range for the TCP and UDP protocols, or an ICMP type number.
- `egress.ip-permission.group-id` - The ID of a security group that has been referenced in an outbound security group rule.
- `egress.ip-permission.group-name` - The name of a security group that is referenced in an outbound security group rule.
- `egress.ip-permission.ipv6-cidr` - An IPv6 CIDR block for an outbound security group rule.
- `egress.ip-permission.prefix-list-id` - The ID of a prefix list to which a security group rule allows outbound access.
- `egress.ip-permission.protocol` - The IP protocol for an outbound security group rule (`tcp` | `udp` | `icmp`, a protocol number, or `-1` for all protocols).

- `egress.ip-permission.to-port` - For an outbound rule, the end of port range for the TCP and UDP protocols, or an ICMP code.
- `egress.ip-permission.user-id` - The ID of an AWS account that has been referenced in an outbound security group rule.
- `group-id` - The ID of the security group.
- `group-name` - The name of the security group.
- `ip-permission.cidr` - An IPv4 CIDR block for an inbound security group rule.
- `ip-permission.from-port` - For an inbound rule, the start of port range for the TCP and UDP protocols, or an ICMP type number.
- `ip-permission.group-id` - The ID of a security group that has been referenced in an inbound security group rule.
- `ip-permission.group-name` - The name of a security group that is referenced in an inbound security group rule.
- `ip-permission.ipv6-cidr` - An IPv6 CIDR block for an inbound security group rule.
- `ip-permission.prefix-list-id` - The ID of a prefix list from which a security group rule allows inbound access.
- `ip-permission.protocol` - The IP protocol for an inbound security group rule (`tcp` | `udp` | `icmp`, a protocol number, or `-1` for all protocols).
- `ip-permission.to-port` - For an inbound rule, the end of port range for the TCP and UDP protocols, or an ICMP code.
- `ip-permission.user-id` - The ID of an AWS account that has been referenced in an inbound security group rule.
- `owner-id` - The AWS account ID of the owner of the security group.
- `tag:<key>` - The key/value combination of a tag assigned to the resource. Use the tag key in the filter name and the tag value as the filter value. For example, to find all resources that have a tag with the key `Owner` and the value `TeamA`, specify `tag:Owner` for the filter name and `TeamA` for the filter value.
- `tag-key` - The key of a tag assigned to the resource. Use this filter to find all resources assigned a tag with a specific key, regardless of the tag value.
- `vpc-id` - The ID of the VPC specified when the security group was created.

Type: Array of [Filter](#) objects

Required: No

### **GroupId.N**

The IDs of the security groups. Required for security groups in a nondefault VPC.

Default: Describes all of your security groups.

Type: Array of strings

Required: No

### **GroupName.N**

[Default VPC] The names of the security groups. You can specify either the security group name or the security group ID.

Default: Describes all of your security groups.

Type: Array of strings

Required: No

### **MaxResults**

The maximum number of items to return for this request. To get the next page of items, make another request with the token returned in the output. This value can be between 5 and 1000. If this parameter is not specified, then all items are returned. For more information, see [Pagination](#).

Type: Integer

Valid Range: Minimum value of 5. Maximum value of 1000.

Required: No

### **NextToken**

The token returned from a previous paginated request. Pagination continues from the end of the items returned by the previous request.

Type: String

Required: No

## Response Elements

The following elements are returned by the service.

### **nextToken**

The token to include in another request to get the next page of items. This value is null when there are no more items to return.

Type: String

### **requestId**

The ID of the request.

Type: String

### **securityGroupInfo**

Information about the security groups.

Type: Array of [SecurityGroup](#) objects

## Errors

For information about the errors that are common to all actions, see [Common client error codes](#).

## Examples

### Example 1

This example describes the specified security group. The response indicates that this security group references another security group. The referenced group can be in a different VPC if used through a VPC peering connection. If the referenced security group or the VPC peering connection is deleted, the rule becomes stale but is not automatically removed from the security group.

### Sample Request

```
https://ec2.amazonaws.com/?Action=DescribeSecurityGroups
&GroupId.1=sg-1a2b3c4d
&AUTHPARAMS
```

## Sample Response

```

<DescribeSecurityGroupsResponse xmlns="http://ec2.amazonaws.com/doc/2016-11-15/">
  <requestId>edb7c570-be05-4192-bd1b-example</requestId>
  <securityGroupInfo>
    <item>
      <ownerId>123456789012</ownerId>
      <groupId>sg-1a2b3c4d</groupId>
      <groupName>MySecurityGroup</groupName>
      <groupDescription>MySecurityGroup</groupDescription>
      <vpcId>vpc-81326ae4</vpcId>
      <ipPermissions>
        <item>
          <ipProtocol>tcp</ipProtocol>
          <fromPort>22</fromPort>
          <toPort>22</toPort>
          <groups/>
          <ipRanges>
            <item>
              <cidrIp>0.0.0.0/0</cidrIp>
            </item>
          </ipRanges>
          <prefixListIds/>
        </item>
        <item>
          <ipProtocol>icmp</ipProtocol>
          <fromPort>-1</fromPort>
          <toPort>-1</toPort>
          <groups>
            <item>
              <securityGroupRuleId>sgr-abcdefghi01234560</
securityGroupRuleId>
              <userId>111222333444</userId>
              <groupId>sg-11aa22bb</groupId>
              <vpcId>vpc-dd326ab8</vpcId>
              <vpcPeeringConnectionId>pcx-11223344</
vpcPeeringConnectionId>
              <peeringStatus>active</peeringStatus>
            </item>
          </groups>
          <ipRanges/>
          <prefixListIds/>
        </item>
      </ipPermissions>
    </item>
  </securityGroupInfo>
</DescribeSecurityGroupsResponse>

```

```
<ipPermissionsEgress>
  <item>
    <ipProtocol>-1</ipProtocol>
    <groups/>
    <ipRanges>
      <item>
        <cidrIp>0.0.0.0/0</cidrIp>
      </item>
    </ipRanges>
    <prefixListIds/>
  </item>
</ipPermissionsEgress>
</item>
</securityGroupInfo>
</DescribeSecurityGroupsResponse>
```

## Example 2

This example describes all security groups that grant access over port 22 and that grant access from instances associated with `app_server_group` or `database_group`.

## Sample Request

```
https://ec2.amazonaws.com/?Action=DescribeSecurityGroups
&Filter.1.Name=ip-permission.protocol
&Filter.1.Value.1=tcp
&Filter.2.Name=ip-permission.from-port
&Filter.2.Value.1=22
&Filter.3.Name=ip-permission.to-port
&Filter.3.Value.1=22
&Filter.4.Name=ip-permission.group-name
&Filter.4.Value.1=app_server_group
&Filter.4.Value.2=database_group
&AUTHPARAMS
```

## Example 3

This example describes the specified security group. The security group has a rule that allows all outbound IPv6 traffic (this rule is added by default for security groups in an IPv6-enabled VPC) and a rule that allows inbound access over SSH for IPv6 traffic.

## Sample Request

```
https://ec2.amazonaws.com/?Action=DescribeSecurityGroups
&GroupId.1=sg-9bf6ceff
&AUTHPARAMS
```

## Sample Response

```
<DescribeSecurityGroupsResponse xmlns="http://ec2.amazonaws.com/doc/2016-11-15/">
  <requestId>1d62eae0-acdd-481d-88c9-example</requestId>
  <securityGroupInfo>
    <item>
      <ownerId>123456789012</ownerId>
      <groupId>sg-9bf6ceff</groupId>
      <groupName>SSHAccess</groupName>
      <groupDescription>Security group for SSH access</groupDescription>
      <vpcId>vpc-31896b55</vpcId>
      <ipPermissions>
        <item>
          <ipProtocol>tcp</ipProtocol>
          <fromPort>22</fromPort>
          <toPort>22</toPort>
          <groups/>
          <ipRanges>
            <item>
              <cidrIp>0.0.0.0/0</cidrIp>
            </item>
          </ipRanges>
          <ipv6Ranges>
            <item>
              <cidrIpv6>::/0</cidrIpv6>
            </item>
          </ipv6Ranges>
          <prefixListIds/>
        </item>
      </ipPermissions>
      <ipPermissionsEgress>
        <item>
          <ipProtocol>-1</ipProtocol>
          <groups/>
          <ipRanges>
            <item>
              <cidrIp>0.0.0.0/0</cidrIp>
```

```

        </item>
      </ipRanges>
      <ipv6Ranges>
        <item>
          <cidrIpv6>::/0</cidrIpv6>
        </item>
      </ipv6Ranges>
      <prefixListIds/>
    </item>
  </ipPermissionsEgress>
</item>
</securityGroupInfo>
</DescribeSecurityGroupsResponse>

```

## Example 4

This example describes the specified security group. For the ingress rule that permits RDP traffic from IPv4 address range `203.0.113.0/24`, there is a rule description.

### Sample Request

```

https://ec2.amazonaws.com/?Action=DescribeSecurityGroups
&GroupId.1=sg-bcc24bcd
&AUTHPARAMS

```

### Sample Response

```

<DescribeSecurityGroupsResponse xmlns="http://ec2.amazonaws.com/doc/2016-11-15/">
  <requestId>6b0c76fb-0da6-4357-bb60-1fexample</requestId>
  <securityGroupInfo>
    <item>
      <ownerId>123456789012</ownerId>
      <groupId>sg-bcc24bcd</groupId>
      <groupName>default</groupName>
      <groupDescription>default VPC security group</groupDescription>
      <vpcId>vpc-a33cbfda</vpcId>
      <ipPermissions>
        <item>
          <ipProtocol>-1</ipProtocol>
          <groups>
            <item>
              <userId>123456789012</userId>

```



```
        <groupId>sg-bcc24bcd</groupId>
      </item>
    </groups>
  </ipRanges/>
  </ipv6Ranges/>
  </prefixListIds/>
</item>
<item>
  <ipProtocol>tcp</ipProtocol>
  <fromPort>3389</fromPort>
  <toPort>3389</toPort>
  <groups/>
  <ipRanges>
    <item>
      <cidrIp>203.0.113.0/24</cidrIp>
      <description>RDP access from B network</description>
    </item>
  </ipRanges>
  </ipv6Ranges/>
  </prefixListIds/>
</item>
</ipPermissions>
<ipPermissionsEgress>
  <item>
    <ipProtocol>-1</ipProtocol>
    <groups/>
    <ipRanges>
      <item>
        <cidrIp>0.0.0.0/0</cidrIp>
      </item>
    </ipRanges>
    </ipv6Ranges/>
    </prefixListIds/>
  </item>
</ipPermissionsEgress>
</item>
</securityGroupInfo>
</DescribeSecurityGroupsResponse>
```

## See Also

For more information about using this API in one of the language-specific AWS SDKs, see the following:

- [AWS Command Line Interface](#)
- [AWS SDK for .NET](#)
- [AWS SDK for C++](#)
- [AWS SDK for Go v2](#)
- [AWS SDK for Java V2](#)
- [AWS SDK for JavaScript V3](#)
- [AWS SDK for PHP V3](#)
- [AWS SDK for Python](#)
- [AWS SDK for Ruby V3](#)

# DescribeSnapshotAttribute

Describes the specified attribute of the specified snapshot. You can specify only one attribute at a time.

For more information about EBS snapshots, see [Amazon EBS snapshots](#) in the *Amazon EBS User Guide*.

## Request Parameters

The following parameters are for this specific action. For more information about required and optional parameters that are common to all actions, see [Common Query Parameters](#).

### Attribute

The snapshot attribute you would like to view.

Type: String

Valid Values: `productCodes` | `createVolumePermission`

Required: Yes

### DryRun

Checks whether you have the required permissions for the action, without actually making the request, and provides an error response. If you have the required permissions, the error response is `DryRunOperation`. Otherwise, it is `UnauthorizedOperation`.

Type: Boolean

Required: No

### SnapshotId

The ID of the EBS snapshot.

Type: String

Required: Yes

## Response Elements

The following elements are returned by the service.

## createVolumePermission

The users and groups that have the permissions for creating volumes from the snapshot.

Type: Array of [CreateVolumePermission](#) objects

## productCodes

The product codes.

Type: Array of [ProductCode](#) objects

## requestId

The ID of the request.

Type: String

## snapshotId

The ID of the EBS snapshot.

Type: String

## Errors

For information about the errors that are common to all actions, see [Common client error codes](#).

## Examples

### Example

This example describes the create volume permissions for the specified snapshot.

### Sample Request

```
https://ec2.amazonaws.com/?Action=DescribeSnapshotAttribute
&SnapshotId=snap-1234567890abcdef0
&Attribute=createVolumePermission
&AUTHPARAMS
```

### Sample Response

```
<DescribeSnapshotAttributeResponse xmlns="http://ec2.amazonaws.com/doc/2016-11-15/">
```

```
<requestId>59dbff89-35bd-4eac-99ed-be587EXAMPLE</requestId>
<snapshotId>snap-1234567890abcdef0</snapshotId>
<createVolumePermission>
  <item>
    <group>all</group>
  </item>
</createVolumePermission>
</DescribeSnapshotAttributeResponse>
```

## See Also

For more information about using this API in one of the language-specific AWS SDKs, see the following:

- [AWS Command Line Interface](#)
- [AWS SDK for .NET](#)
- [AWS SDK for C++](#)
- [AWS SDK for Go v2](#)
- [AWS SDK for Java V2](#)
- [AWS SDK for JavaScript V3](#)
- [AWS SDK for PHP V3](#)
- [AWS SDK for Python](#)
- [AWS SDK for Ruby V3](#)

# DescribeSnapshots

Describes the specified EBS snapshots available to you or all of the EBS snapshots available to you.

The snapshots available to you include public snapshots, private snapshots that you own, and private snapshots owned by other AWS accounts for which you have explicit create volume permissions.

The create volume permissions fall into the following categories:

- *public*: The owner of the snapshot granted create volume permissions for the snapshot to the `all` group. All AWS accounts have create volume permissions for these snapshots.
- *explicit*: The owner of the snapshot granted create volume permissions to a specific AWS account.
- *implicit*: An AWS account has implicit create volume permissions for all snapshots it owns.

The list of snapshots returned can be filtered by specifying snapshot IDs, snapshot owners, or AWS accounts with create volume permissions. If no options are specified, Amazon EC2 returns all snapshots for which you have create volume permissions.

If you specify one or more snapshot IDs, only snapshots that have the specified IDs are returned. If you specify an invalid snapshot ID, an error is returned. If you specify a snapshot ID for which you do not have access, it is not included in the returned results.

If you specify one or more snapshot owners using the `OwnerIds` option, only snapshots from the specified owners and for which you have access are returned. The results can include the AWS account IDs of the specified owners, `amazon` for snapshots owned by Amazon, or `self` for snapshots that you own.

If you specify a list of restorable users, only snapshots with create snapshot permissions for those users are returned. You can specify AWS account IDs (if you own the snapshots), `self` for snapshots for which you own or have explicit permissions, or `all` for public snapshots.

If you are describing a long list of snapshots, we recommend that you paginate the output to make the list more manageable. For more information, see [Pagination](#).

To get the state of fast snapshot restores for a snapshot, use [DescribeFastSnapshotRestores](#).

For more information about EBS snapshots, see [Amazon EBS snapshots](#) in the *Amazon EBS User Guide*.

**⚠ Important**

We strongly recommend using only paginated requests. Unpaginated requests are susceptible to throttling and timeouts.

## Request Parameters

The following parameters are for this specific action. For more information about required and optional parameters that are common to all actions, see [Common Query Parameters](#).

### DryRun

Checks whether you have the required permissions for the action, without actually making the request, and provides an error response. If you have the required permissions, the error response is `DryRunOperation`. Otherwise, it is `UnauthorizedOperation`.

Type: Boolean

Required: No

### Filter.N

The filters.

- `description` - A description of the snapshot.
- `encrypted` - Indicates whether the snapshot is encrypted (`true` | `false`)
- `owner-alias` - The owner alias, from an Amazon-maintained list (`amazon`). This is not the user-configured AWS account alias set using the IAM console. We recommend that you use the related parameter instead of this filter.
- `owner-id` - The AWS account ID of the owner. We recommend that you use the related parameter instead of this filter.
- `progress` - The progress of the snapshot, as a percentage (for example, 80%).
- `snapshot-id` - The snapshot ID.
- `start-time` - The time stamp when the snapshot was initiated.
- `status` - The status of the snapshot (`pending` | `completed` | `error`).
- `storage-tier` - The storage tier of the snapshot (`archive` | `standard`).

- `tag:<key>` - The key/value combination of a tag assigned to the resource. Use the tag key in the filter name and the tag value as the filter value. For example, to find all resources that have a tag with the key `Owner` and the value `TeamA`, specify `tag:Owner` for the filter name and `TeamA` for the filter value.
- `tag-key` - The key of a tag assigned to the resource. Use this filter to find all resources assigned a tag with a specific key, regardless of the tag value.
- `volume-id` - The ID of the volume the snapshot is for.
- `volume-size` - The size of the volume, in GiB.

Type: Array of [Filter](#) objects

Required: No

### MaxResults

The maximum number of items to return for this request. To get the next page of items, make another request with the token returned in the output. For more information, see [Pagination](#).

Type: Integer

Required: No

### NextToken

The token returned from a previous paginated request. Pagination continues from the end of the items returned by the previous request.

Type: String

Required: No

### Owner.N

Scopes the results to snapshots with the specified owners. You can specify a combination of AWS account IDs, `self`, and `amazon`.

Type: Array of strings

Required: No

### RestorableBy.N

The IDs of the AWS accounts that can create volumes from the snapshot.

Type: Array of strings



Required: No

### **SnapshotId.N**

The snapshot IDs.

Default: Describes the snapshots for which you have create volume permissions.

Type: Array of strings

Required: No

## **Response Elements**

The following elements are returned by the service.

### **nextToken**

The token to include in another request to get the next page of items. This value is `null` when there are no more items to return.

Type: String

### **requestId**

The ID of the request.

Type: String

### **snapshotSet**

Information about the snapshots.

Type: Array of [Snapshot](#) objects

## **Errors**

For information about the errors that are common to all actions, see [Common client error codes](#).

## **Examples**

### **Example**

This example describes a snapshot with an ID of `snap-1234567890abcdef0`.

## Sample Request

```
https://ec2.amazonaws.com/?Action=DescribeSnapshots
&SnapshotId=snap-1234567890abcdef0
&AUTHPARAMS
```

## Sample Response

```
<DescribeSnapshotsResponse xmlns="http://ec2.amazonaws.com/doc/2016-11-15/">
  <requestId>59dbff89-35bd-4eac-99ed-be587EXAMPLE</requestId>
  <snapshotSet>
    <item>
      <snapshotId>snap-1234567890abcdef0</snapshotId>
      <volumeId>vol-1234567890abcdef0</volumeId>
      <status>pending</status>
      <startTime>YYYY-MM-DDTHH:MM:SS.SSSZ</startTime>
      <progress>80%</progress>
      <ownerId>111122223333</ownerId>
      <volumeSize>15</volumeSize>
      <description>Daily Backup</description>
      <encrypted>true</encrypted>
      <kmsKeyId>arn:aws:kms:us-east-1:123456789012:key/6876fb1b-example</kmsKeyId>
      <tagSet/>
    </item>
  </snapshotSet>
</DescribeSnapshotsResponse>
```

## Example

This example filters the response to include only snapshots with the pending status, and a tag with the key `Owner` and the value `DbAdmin`.

## Sample Request

```
https://ec2.amazonaws.com/?Action=DescribeSnapshots
&Filter.1.Name=status
&Filter.1.Value.1=pending
&Filter.2.Name=tag:Owner
&Filter.2.Value.1=DbAdmin
&AUTHPARAMS
```

## Sample Response

```
<DescribeSnapshotsResponse xmlns="http://ec2.amazonaws.com/doc/2016-11-15/">
  <requestId>59dbff89-35bd-4eac-99ed-be587EXAMPLE</requestId>
  <snapshotSet>
    <item>
      <snapshotId>snap-1234567890abcdef0</snapshotId>
      <volumeId>vol-1234567890abcdef0</volumeId>
      <status>pending</status>
      <startTime>YYYY-MM-DDTHH:MM:SS.SSSZ</startTime>
      <progress>30%</progress>
      <ownerId>111122223333</ownerId>
      <volumeSize>15</volumeSize>
      <description>Daily Backup</description>
      <tagSet>
        <item>
          <key>Purpose</key>
          <value>demo_db_14_backup</value>
        </item>
      </tagSet>
      <encrypted>true</encrypted>
      <kmsKeyId>arn:aws:kms:us-east-1:123456789012:key/6876fb1b-example</kmsKeyId>
    </item>
  </snapshotSet>
</DescribeSnapshotsResponse>
```

## See Also

For more information about using this API in one of the language-specific AWS SDKs, see the following:

- [AWS Command Line Interface](#)
- [AWS SDK for .NET](#)
- [AWS SDK for C++](#)
- [AWS SDK for Go v2](#)
- [AWS SDK for Java V2](#)
- [AWS SDK for JavaScript V3](#)
- [AWS SDK for PHP V3](#)
- [AWS SDK for Python](#)

- [AWS SDK for Ruby V3](#)

# DescribeSnapshotTierStatus

Describes the storage tier status of one or more Amazon EBS snapshots.

## Request Parameters

The following parameters are for this specific action. For more information about required and optional parameters that are common to all actions, see [Common Query Parameters](#).

### DryRun

Checks whether you have the required permissions for the action, without actually making the request, and provides an error response. If you have the required permissions, the error response is `DryRunOperation`. Otherwise, it is `UnauthorizedOperation`.

Type: Boolean

Required: No

### Filter.N

The filters.

- `snapshot-id` - The snapshot ID.
- `volume-id` - The ID of the volume the snapshot is for.
- `last-tiering-operation` - The state of the last archive or restore action. (archival-in-progress | archival-completed | archival-failed | permanent-restore-in-progress | permanent-restore-completed | permanent-restore-failed | temporary-restore-in-progress | temporary-restore-completed | temporary-restore-failed)

Type: Array of [Filter](#) objects

Required: No

### MaxResults

The maximum number of items to return for this request. To get the next page of items, make another request with the token returned in the output. For more information, see [Pagination](#).

Type: Integer

Required: No

## NextToken

The token returned from a previous paginated request. Pagination continues from the end of the items returned by the previous request.

Type: String

Required: No

## Response Elements

The following elements are returned by the service.

### nextToken

The token to include in another request to get the next page of items. This value is null when there are no more items to return.

Type: String

### requestId

The ID of the request.

Type: String

### snapshotTierStatusSet

Information about the snapshot's storage tier.

Type: Array of [SnapshotTierStatus](#) objects

## Errors

For information about the errors that are common to all actions, see [Common client error codes](#).

## See Also

For more information about using this API in one of the language-specific AWS SDKs, see the following:

- [AWS Command Line Interface](#)

- [AWS SDK for .NET](#)
- [AWS SDK for C++](#)
- [AWS SDK for Go v2](#)
- [AWS SDK for Java V2](#)
- [AWS SDK for JavaScript V3](#)
- [AWS SDK for PHP V3](#)
- [AWS SDK for Python](#)
- [AWS SDK for Ruby V3](#)

# DescribeSpotDatafeedSubscription

Describes the data feed for Spot Instances. For more information, see [Spot Instance data feed](#) in the *Amazon EC2 User Guide*.

## Request Parameters

For more information about required and optional parameters that are common to all actions, see [Common Query Parameters](#).

### DryRun

Checks whether you have the required permissions for the action, without actually making the request, and provides an error response. If you have the required permissions, the error response is `DryRunOperation`. Otherwise, it is `UnauthorizedOperation`.

Type: Boolean

Required: No

## Response Elements

The following elements are returned by the service.

### **requestId**

The ID of the request.

Type: String

### **spotDatafeedSubscription**

The Spot Instance data feed subscription.

Type: [SpotDatafeedSubscription](#) object

## Errors

For information about the errors that are common to all actions, see [Common client error codes](#).



## Examples

### Example

This example describes the data feed for the account.

### Sample Request

```
https://ec2.amazonaws.com/?Action=DescribeSpotDatafeedSubscription
&AUTHPARAMS
```

### Sample Response

```
<DescribeSpotDatafeedSubscriptionResponse xmlns="http://ec2.amazonaws.com/
doc/2016-11-15/">
  <requestId>59dbff89-35bd-4eac-99ed-be587EXAMPLE</requestId>
  <spotDatafeedSubscription>
    <ownerId>123456789012</ownerId>
    <bucket>amzn-s3-demo-bucket</bucket>
    <prefix>spotdata_</prefix>
    <state>Active</state>
  </spotDatafeedSubscription>
</DescribeSpotDatafeedSubscriptionResponse>
```

## See Also

For more information about using this API in one of the language-specific AWS SDKs, see the following:

- [AWS Command Line Interface](#)
- [AWS SDK for .NET](#)
- [AWS SDK for C++](#)
- [AWS SDK for Go v2](#)
- [AWS SDK for Java V2](#)
- [AWS SDK for JavaScript V3](#)
- [AWS SDK for PHP V3](#)
- [AWS SDK for Python](#)
- [AWS SDK for Ruby V3](#)



# DescribeSpotFleetInstances

Describes the running instances for the specified Spot Fleet.

## Request Parameters

The following parameters are for this specific action. For more information about required and optional parameters that are common to all actions, see [Common Query Parameters](#).

### DryRun

Checks whether you have the required permissions for the action, without actually making the request, and provides an error response. If you have the required permissions, the error response is `DryRunOperation`. Otherwise, it is `UnauthorizedOperation`.

Type: Boolean

Required: No

### MaxResults

The maximum number of items to return for this request. To get the next page of items, make another request with the token returned in the output. For more information, see [Pagination](#).

Type: Integer

Valid Range: Minimum value of 1. Maximum value of 1000.

Required: No

### NextToken

The token to include in another request to get the next page of items. This value is `null` when there are no more items to return.

Type: String

Required: No

### SpotFleetRequestId

The ID of the Spot Fleet request.

Type: String

Required: Yes

## Response Elements

The following elements are returned by the service.

### **activeInstanceSet**

The running instances. This list is refreshed periodically and might be out of date.

Type: Array of [ActiveInstance](#) objects

### **nextToken**

The token to include in another request to get the next page of items. This value is `null` when there are no more items to return.

Type: String

### **requestId**

The ID of the request.

Type: String

### **spotFleetRequestId**

The ID of the Spot Fleet request.

Type: String

## Errors

For information about the errors that are common to all actions, see [Common client error codes](#).

## Examples

### Example

This example describes the running instances for Spot Fleet request `sfr-123f8fc2-cb31-425e-abcd-example2710`.

### Sample Request

```
https://ec2.amazonaws.com/?Action=DescribeSpotFleetInstances
&SpotFleetRequestId=sfr-123f8fc2-cb31-425e-abcd-example2710
```

`&AUTHPARAMS`

## Sample Response

```
<DescribeSpotFleetInstancesResponse xmlns="http://ec2.amazonaws.com/doc/2016-11-15/">
  <requestId>cfb09950-45e2-472d-a6a9-example</requestId>
  <spotFleetRequestId>sfr-123f8fc2-cb31-425e-abcd-example2710</spotFleetRequestId>
  <activeInstanceSet>
    <item>
      <instanceId>i-1234567890abcdef0</instanceId>
      <spotInstanceRequestId>sir-1a1a1a1a</spotInstanceRequestId>
      <instanceType>m3.medium</instanceType>
    </item>
    <item>
      <instanceId>i-1234567890abcdef1</instanceId>
      <spotInstanceRequestId>sir-2b2b2b2b</spotInstanceRequestId>
      <instanceType>m3.medium</instanceType>
    </item>
    <item>
      <instanceId>i-1234567890abcdef2</instanceId>
      <spotInstanceRequestId>sir-3c3c3c3c</spotInstanceRequestId>
      <instanceType>m3.medium</instanceType>
    </item>
    <item>
      <instanceId>i-1234567890abcdef3</instanceId>
      <spotInstanceRequestId>sir-4d4d4d4d</spotInstanceRequestId>
      <instanceType>m3.medium</instanceType>
    </item>
    <item>
      <instanceId>i-1234567890abcdef4</instanceId>
      <spotInstanceRequestId>sir-5e5e5e5e</spotInstanceRequestId>
      <instanceType>m3.medium</instanceType>
    </item>
  </activeInstanceSet>
</DescribeSpotFleetInstancesResponse>
```

## See Also

For more information about using this API in one of the language-specific AWS SDKs, see the following:

- [AWS Command Line Interface](#)

- [AWS SDK for .NET](#)
- [AWS SDK for C++](#)
- [AWS SDK for Go v2](#)
- [AWS SDK for Java V2](#)
- [AWS SDK for JavaScript V3](#)
- [AWS SDK for PHP V3](#)
- [AWS SDK for Python](#)
- [AWS SDK for Ruby V3](#)

# DescribeSpotFleetRequestHistory

Describes the events for the specified Spot Fleet request during the specified time.

Spot Fleet events are delayed by up to 30 seconds before they can be described. This ensures that you can query by the last evaluated time and not miss a recorded event. Spot Fleet events are available for 48 hours.

For more information, see [Monitor fleet events using Amazon EventBridge](#) in the *Amazon EC2 User Guide*.

## Request Parameters

The following parameters are for this specific action. For more information about required and optional parameters that are common to all actions, see [Common Query Parameters](#).

### DryRun

Checks whether you have the required permissions for the action, without actually making the request, and provides an error response. If you have the required permissions, the error response is `DryRunOperation`. Otherwise, it is `UnauthorizedOperation`.

Type: Boolean

Required: No

### EventType

The type of events to describe. By default, all events are described.

Type: String

Valid Values: `instanceChange` | `fleetRequestChange` | `error` | `information`

Required: No

### MaxResults

The maximum number of items to return for this request. To get the next page of items, make another request with the token returned in the output. For more information, see [Pagination](#).

Type: Integer

Valid Range: Minimum value of 1. Maximum value of 1000.

Required: No

### **NextToken**

The token to include in another request to get the next page of items. This value is null when there are no more items to return.

Type: String

Required: No

### **SpotFleetRequestId**

The ID of the Spot Fleet request.

Type: String

Required: Yes

### **StartTime**

The starting date and time for the events, in UTC format (for example, *YYYY-MM-DDTHH:MM:SSZ*).

Type: Timestamp

Required: Yes

## **Response Elements**

The following elements are returned by the service.

### **historyRecordSet**

Information about the events in the history of the Spot Fleet request.

Type: Array of [HistoryRecord](#) objects

### **lastEvaluatedTime**

The last date and time for the events, in UTC format (for example, *YYYY-MM-DDTHH:MM:SSZ*). All records up to this time were retrieved.

If nextToken indicates that there are more items, this value is not present.

Type: Timestamp



## nextToken

The token to include in another request to get the next page of items. This value is `null` when there are no more items to return.

Type: String

## requestId

The ID of the request.

Type: String

## spotFleetRequestId

The ID of the Spot Fleet request.

Type: String

## startTime

The starting date and time for the events, in UTC format (for example, `YYYY-MM-DDTHH:MM:SSZ`).

Type: Timestamp

## Errors

For information about the errors that are common to all actions, see [Common client error codes](#).

## Examples

### Example

This example describes the events for Spot Fleet request `sfr-123f8fc2-cb31-425e-abcd-example2710` from the specified start time.

### Sample Request

```
https://ec2.amazonaws.com/?Action=DescribeSpotFleetRequestHistory
&SpotFleetRequestId=sfr-123f8fc2-cb31-425e-abcd-example2710
&StartTime=2015-07-01T12:00:00Z
&AUTHPARAMS
```

## Sample Response

```
<DescribeSpotFleetRequestHistoryResponse xmlns="http://ec2.amazonaws.com/doc/2016-11-15/">
  <requestId>30be3aaf-afd2-408c-b62b-example</requestId>
  <lastEvaluatedTime>2015-07-01T13:29:40+0000</lastEvaluatedTime>
  <spotFleetRequestId>sfr-123f8fc2-cb31-425e-abcd-example2710</spotFleetRequestId>
  <startTime>2015-07-01T12:00:00Z</startTime>
  <historyRecordSet>
    <item>
      <eventInformation>
        <eventSubType>submitted</eventSubType>
      </eventInformation>
      <eventType>fleetRequestChange</eventType>
      <timestamp>2015-07-01T13:10:10.219Z</timestamp>
    </item>
    <item>
      <eventInformation>
        <eventSubType>active</eventSubType>
      </eventInformation>
      <eventType>fleetRequestChange</eventType>
      <timestamp>2015-07-01T13:10:11.624Z</timestamp>
    </item>
    <item>
      <eventInformation>
        <eventDescription>m3.medium, ami-1ecae776, Linux/UNIX (Amazon VPC); old price: 0.0153, new price: 0.0153</eventDescription>
        <eventSubType>price_update</eventSubType>
      </eventInformation>
      <eventType>fleetRequestChange</eventType>
      <timestamp>2015-07-01T13:10:13.365Z</timestamp>
    </item>
    <item>
      <eventInformation>
        <instanceId>i-1234567890abcdef0</instanceId>
        <eventSubType>launched</eventSubType>
      </eventInformation>
      <eventType>instanceChange</eventType>
      <timestamp>2015-07-01T13:19:53.795Z</timestamp>
    </item>
    <item>
      <eventInformation>
        <instanceId>i-1234567890abcdef1</instanceId>
        <eventSubType>launched</eventSubType>
      </eventInformation>
    </item>
  </historyRecordSet>
</DescribeSpotFleetRequestHistoryResponse>
```

```
        </eventInformation>
        <eventType>instanceChange</eventType>
        <timestamp>2015-07-01T13:20:39.777Z</timestamp>
    </item>
    <item>
        <eventInformation>
            <instanceId>i-1234567890abcdef2</instanceId>
            <eventSubType>launched</eventSubType>
        </eventInformation>
        <eventType>instanceChange</eventType>
        <timestamp>2015-07-01T13:20:57.773Z</timestamp>
    </item>
    <item>
        <eventInformation>
            <instanceId>i-1234567890abcdef3</instanceId>
            <eventSubType>launched</eventSubType>
        </eventInformation>
        <eventType>instanceChange</eventType>
        <timestamp>2015-07-01T13:22:05.696Z</timestamp>
    </item>
    <item>
        <eventInformation>
            <instanceId>i-1234567890abcdef4</instanceId>
            <eventSubType>launched</eventSubType>
        </eventInformation>
        <eventType>instanceChange</eventType>
        <timestamp>2015-07-01T13:23:58.927Z</timestamp>
    </item>
</historyRecordSet>
</DescribeSpotFleetRequestHistoryResponse>
```

## See Also

For more information about using this API in one of the language-specific AWS SDKs, see the following:

- [AWS Command Line Interface](#)
- [AWS SDK for .NET](#)
- [AWS SDK for C++](#)
- [AWS SDK for Go v2](#)
- [AWS SDK for Java V2](#)

- [AWS SDK for JavaScript V3](#)
- [AWS SDK for PHP V3](#)
- [AWS SDK for Python](#)
- [AWS SDK for Ruby V3](#)

# DescribeSpotFleetRequests

Describes your Spot Fleet requests.

Spot Fleet requests are deleted 48 hours after they are canceled and their instances are terminated.

## Request Parameters

The following parameters are for this specific action. For more information about required and optional parameters that are common to all actions, see [Common Query Parameters](#).

### DryRun

Checks whether you have the required permissions for the action, without actually making the request, and provides an error response. If you have the required permissions, the error response is `DryRunOperation`. Otherwise, it is `UnauthorizedOperation`.

Type: Boolean

Required: No

### MaxResults

The maximum number of items to return for this request. To get the next page of items, make another request with the token returned in the output. For more information, see [Pagination](#).

Type: Integer

Required: No

### NextToken

The token to include in another request to get the next page of items. This value is `null` when there are no more items to return.

Type: String

Required: No

### SpotFleetRequestId.N

The IDs of the Spot Fleet requests.

Type: Array of strings

Required: No

## Response Elements

The following elements are returned by the service.

### **nextToken**

The token to include in another request to get the next page of items. This value is null when there are no more items to return.

Type: String

### **requestId**

The ID of the request.

Type: String

### **spotFleetRequestConfigSet**

Information about the configuration of your Spot Fleet.

Type: Array of [SpotFleetRequestConfig](#) objects

## Errors

For information about the errors that are common to all actions, see [Common client error codes](#).

## Examples

### Example

This example describes all of your Spot Fleet requests.

### Sample Request

```
https://ec2.amazonaws.com/?Action=DescribeSpotFleetRequests
&AUTHPARAMS
```

## Sample Response

```

<DescribeSpotFleetRequestsResponse xmlns="http://ec2.amazonaws.com/doc/2016-11-15/">
  <requestId>4d68a6cc-8f2e-4be1-b425-example</requestId>
  <spotFleetRequestConfigSet>
    <item>
      <spotFleetRequestId>sfr-12345678-cb31-425e-8c23-example2710</
spotFleetRequestId>
      <spotFleetRequestState>cancelled</spotFleetRequestState>
      <spotFleetRequestConfig>
        <spotPrice>0.0153</spotPrice>
        <targetCapacity>20</targetCapacity>
        <iamFleetRole>arn:aws:iam::123456789011:role/spot-fleet-role</
iamFleetRole>
        <launchSpecifications>
          <item>
            <subnetId>subnet-1a2b3c4d</subnetId>
            <ebsOptimized>>false</ebsOptimized>
            <imageId>ami-1ecae776</imageId>
            <instanceType>m4.xlarge</instanceType>
          </item>
          <item>
            <subnetId>subnet-1a2b3c4d</subnetId>
            <ebsOptimized>>false</ebsOptimized>
            <imageId>ami-1ecae776</imageId>
            <instanceType>m3.medium</instanceType>
          </item>
        </launchSpecifications>
      </spotFleetRequestConfig>
    </item>
    <item>
      <spotFleetRequestId>sfr-abcdefgh-e71f-450d-880d-examplec127</
spotFleetRequestId>
      <spotFleetRequestState>active</spotFleetRequestState>
      <spotFleetRequestConfig>
        <spotPrice>0.0153</spotPrice>
        <targetCapacity>5</targetCapacity>
        <iamFleetRole>arn:aws:iam::123456789011:role/spot-fleet-role</
iamFleetRole>
        <launchSpecifications>
          <item>
            <subnetId>subnet-abc123ab</subnetId>
            <ebsOptimized>>false</ebsOptimized>
            <imageId>ami-1ecae776</imageId>

```

```
        <instanceType>m4.large</instanceType>
      </item>
      <item>
        <subnetId>subnet-abc123ab</subnetId>
        <ebsOptimized>>false</ebsOptimized>
        <imageId>ami-1ecae776</imageId>
        <instanceType>m3.medium</instanceType>
      </item>
    </launchSpecifications>
  </spotFleetRequestConfig>
</item>
</spotFleetRequestConfigSet>
</DescribeSpotFleetRequestsResponse>
```

## See Also

For more information about using this API in one of the language-specific AWS SDKs, see the following:

- [AWS Command Line Interface](#)
- [AWS SDK for .NET](#)
- [AWS SDK for C++](#)
- [AWS SDK for Go v2](#)
- [AWS SDK for Java V2](#)
- [AWS SDK for JavaScript V3](#)
- [AWS SDK for PHP V3](#)
- [AWS SDK for Python](#)
- [AWS SDK for Ruby V3](#)



# DescribeSpotInstanceRequests

Describes the specified Spot Instance requests.

You can use `DescribeSpotInstanceRequests` to find a running Spot Instance by examining the response. If the status of the Spot Instance is fulfilled, the instance ID appears in the response and contains the identifier of the instance. Alternatively, you can use [DescribeInstances](#) with a filter to look for instances where the instance lifecycle is spot.

We recommend that you set `MaxResults` to a value between 5 and 1000 to limit the number of items returned. This paginates the output, which makes the list more manageable and returns the items faster. If the list of items exceeds your `MaxResults` value, then that number of items is returned along with a `NextToken` value that can be passed to a subsequent `DescribeSpotInstanceRequests` request to retrieve the remaining items.

Spot Instance requests are deleted four hours after they are canceled and their instances are terminated.

## Request Parameters

The following parameters are for this specific action. For more information about required and optional parameters that are common to all actions, see [Common Query Parameters](#).

### DryRun

Checks whether you have the required permissions for the action, without actually making the request, and provides an error response. If you have the required permissions, the error response is `DryRunOperation`. Otherwise, it is `UnauthorizedOperation`.

Type: Boolean

Required: No

### Filter.N

The filters.

- `availability-zone-group` - The Availability Zone group.
- `create-time` - The time stamp when the Spot Instance request was created.
- `fault-code` - The fault code related to the request.
- `fault-message` - The fault message related to the request.

- `instance-id` - The ID of the instance that fulfilled the request.
- `launch-group` - The Spot Instance launch group.
- `launch.block-device-mapping.delete-on-termination` - Indicates whether the EBS volume is deleted on instance termination.
- `launch.block-device-mapping.device-name` - The device name for the volume in the block device mapping (for example, `/dev/sdh` or `xvdh`).
- `launch.block-device-mapping.snapshot-id` - The ID of the snapshot for the EBS volume.
- `launch.block-device-mapping.volume-size` - The size of the EBS volume, in GiB.
- `launch.block-device-mapping.volume-type` - The type of EBS volume: `gp2` or `gp3` for General Purpose SSD, `io1` or `io2` for Provisioned IOPS SSD, `st1` for Throughput Optimized HDD, `sc1` for Cold HDD, or `standard` for Magnetic.
- `launch.group-id` - The ID of the security group for the instance.
- `launch.group-name` - The name of the security group for the instance.
- `launch.image-id` - The ID of the AMI.
- `launch.instance-type` - The type of instance (for example, `m3.medium`).
- `launch.kernel-id` - The kernel ID.
- `launch.key-name` - The name of the key pair the instance launched with.
- `launch.monitoring-enabled` - Whether detailed monitoring is enabled for the Spot Instance.
- `launch.ramdisk-id` - The RAM disk ID.
- `launched-availability-zone` - The Availability Zone in which the request is launched.
- `network-interface.addresses.primary` - Indicates whether the IP address is the primary private IP address.
- `network-interface.delete-on-termination` - Indicates whether the network interface is deleted when the instance is terminated.
- `network-interface.description` - A description of the network interface.
- `network-interface.device-index` - The index of the device for the network interface attachment on the instance.
- `network-interface.group-id` - The ID of the security group associated with the network interface.
- `network-interface.network-interface-id` - The ID of the network interface.

- `network-interface.private-ip-address` - The primary private IP address of the network interface.
- `network-interface.subnet-id` - The ID of the subnet for the instance.
- `product-description` - The product description associated with the instance (Linux/UNIX | Windows).
- `spot-instance-request-id` - The Spot Instance request ID.
- `spot-price` - The maximum hourly price for any Spot Instance launched to fulfill the request.
- `state` - The state of the Spot Instance request (open | active | closed | cancelled | failed). Spot request status information can help you track your Amazon EC2 Spot Instance requests. For more information, see [Spot request status](#) in the *Amazon EC2 User Guide*.
- `status-code` - The short code describing the most recent evaluation of your Spot Instance request.
- `status-message` - The message explaining the status of the Spot Instance request.
- `tag:<key>` - The key/value combination of a tag assigned to the resource. Use the tag key in the filter name and the tag value as the filter value. For example, to find all resources that have a tag with the key `Owner` and the value `TeamA`, specify `tag:Owner` for the filter name and `TeamA` for the filter value.
- `tag-key` - The key of a tag assigned to the resource. Use this filter to find all resources assigned a tag with a specific key, regardless of the tag value.
- `type` - The type of Spot Instance request (one-time | persistent).
- `valid-from` - The start date of the request.
- `valid-until` - The end date of the request.

Type: Array of [Filter](#) objects

Required: No

### MaxResults

The maximum number of items to return for this request. To get the next page of items, make another request with the token returned in the output. For more information, see [Pagination](#).

Type: Integer

Required: No

## NextToken

The token returned from a previous paginated request. Pagination continues from the end of the items returned by the previous request.

Type: String

Required: No

## SpotInstanceRequestId.N

The IDs of the Spot Instance requests.

Type: Array of strings

Required: No

## Response Elements

The following elements are returned by the service.

### nextToken

The token to include in another request to get the next page of items. This value is `null` when there are no more items to return.

Type: String

### requestId

The ID of the request.

Type: String

### spotInstanceRequestSet

The Spot Instance requests.

Type: Array of [SpotInstanceRequest](#) objects

## Errors

For information about the errors that are common to all actions, see [Common client error codes](#).

## Examples

### Example for DescribeSpotInstanceRequests

This example returns information about current Spot Instance requests. In the response, if the status of the Spot Instance is fulfilled, the instance ID appears in the response and contains the identifier of the instance.

#### Sample Request

```
https://ec2.amazonaws.com/?Action=DescribeSpotInstanceRequests
&AUTHPARAMS
```

#### Sample Response

```
<DescribeSpotInstanceRequestsResponse xmlns="http://ec2.amazonaws.com/doc/2016-11-15/">
  <requestId>59dbff89-35bd-4eac-99ed-be587EXAMPLE</requestId>
  <spotInstanceRequestSet>
    <item>
      <spotInstanceRequestId>sir-1a2b3c4d</spotInstanceRequestId>
      <spotPrice>0.09</spotPrice>
      <type>one-time</type>
      <state>active</state>
      <status>
        <code>fulfilled</code>
        <updateTime>YYYY-MM-DDTHH:MM:SS.000Z</updateTime>
        <message>Your Spot request is fulfilled.</message>
      </status>
      <launchSpecification>
        <imageId>ami-1a2b3c4d</imageId>
        <keyName>my-key-pair</keyName>
        <groupSet>
          <item>
            <groupId>sg-1a2b3c4d</groupId>
            <groupName>websrv</groupName>
          </item>
        </groupSet>
        <instanceType>m3.medium</instanceType>
        <monitoring>
          <enabled>>false</enabled>
        </monitoring>
        <ebsOptimized>>false</ebsOptimized>
      </launchSpecification>
    </item>
  </spotInstanceRequestSet>
</DescribeSpotInstanceRequestsResponse>
```

```
</launchSpecification>
<instanceId>i-1234567890abcdef0</instanceId>
<createTime>YYYY-MM-DDTHH:MM:SS.000Z</createTime>
<productDescription>Linux/UNIX</productDescription>
<launchedAvailabilityZone>us-west-2a</launchedAvailabilityZone>
</item>
<spotInstanceRequestSet/>
<DescribeSpotInstanceRequestsResponse>
```

## Example for DescribeSpotInstanceRequests

This example describes all persistent Spot Instance requests that have resulted in the launch of at least one instance, that has been fulfilled in the us-west-2a Availability Zone, and that also has monitoring enabled.

### Sample Request

```
https://ec2.amazonaws.com/?Action=DescribeSpotInstanceRequests
&Filter.1.Name=type
&Filter.1.Value.1=persistent
&Filter.2.Name=instance-type
&Filter.2.Value.1=m3.medium
&Filter.3.Name=monitoring-enabled
&Filter.3.Value.1=true
&Filter.4.Name=launched-availability-zone
&Filter.4.Value.1=us-west-2a
&AUTHPARAMS
```

## Example for DescribeInstances

Alternatively, you can use [DescribeInstances](#) and use a filter to look for instances where the instance lifecycle contains spot.

### Sample Request

```
https://ec2.amazonaws.com/?Action=DescribeInstances
&Filter.1.Name=instance-lifecycle
&Filter.1.Value.1=spot
&AUTHPARAMS
```

## See Also

For more information about using this API in one of the language-specific AWS SDKs, see the following:

- [AWS Command Line Interface](#)
- [AWS SDK for .NET](#)
- [AWS SDK for C++](#)
- [AWS SDK for Go v2](#)
- [AWS SDK for Java V2](#)
- [AWS SDK for JavaScript V3](#)
- [AWS SDK for PHP V3](#)
- [AWS SDK for Python](#)
- [AWS SDK for Ruby V3](#)

# DescribeSpotPriceHistory

Describes the Spot price history. For more information, see [Spot Instance pricing history](#) in the *Amazon EC2 User Guide*.

When you specify a start and end time, the operation returns the prices of the instance types within that time range. It also returns the last price change before the start time, which is the effective price as of the start time.

## Request Parameters

The following parameters are for this specific action. For more information about required and optional parameters that are common to all actions, see [Common Query Parameters](#).

### AvailabilityZone

Filters the results by the specified Availability Zone.

Type: String

Required: No

### DryRun

Checks whether you have the required permissions for the action, without actually making the request, and provides an error response. If you have the required permissions, the error response is `DryRunOperation`. Otherwise, it is `UnauthorizedOperation`.

Type: Boolean

Required: No

### EndTime

The date and time, up to the current date, from which to stop retrieving the price history data, in UTC format (for example, `YYYY-MM-DDTHH:MM:SSZ`).

Type: Timestamp

Required: No

### Filter.N

The filters.

- `availability-zone` - The Availability Zone for which prices should be returned.



- `instance-type` - The type of instance (for example, `m3.medium`).
- `product-description` - The product description for the Spot price (Linux/UNIX | Red Hat Enterprise Linux | SUSE Linux | Windows | Linux/UNIX (Amazon VPC) | Red Hat Enterprise Linux (Amazon VPC) | SUSE Linux (Amazon VPC) | Windows (Amazon VPC)).
- `spot-price` - The Spot price. The value must match exactly (or use wildcards; greater than or less than comparison is not supported).
- `timestamp` - The time stamp of the Spot price history, in UTC format (for example, `ddd MMM dd HH:mm:ss UTC YYYY`). You can use wildcards (`*` and `?`). Greater than or less than comparison is not supported.

Type: Array of [Filter](#) objects

Required: No

### InstanceType.N

Filters the results by the specified instance types.

Type: Array of strings

Valid Values: `a1.medium` | `a1.large` | `a1.xlarge` | `a1.2xlarge` | `a1.4xlarge` | `a1.metal` | `c1.medium` | `c1.xlarge` | `c3.large` | `c3.xlarge` | `c3.2xlarge` | `c3.4xlarge` | `c3.8xlarge` | `c4.large` | `c4.xlarge` | `c4.2xlarge` | `c4.4xlarge` | `c4.8xlarge` | `c5.large` | `c5.xlarge` | `c5.2xlarge` | `c5.4xlarge` | `c5.9xlarge` | `c5.12xlarge` | `c5.18xlarge` | `c5.24xlarge` | `c5.metal` | `c5a.large` | `c5a.xlarge` | `c5a.2xlarge` | `c5a.4xlarge` | `c5a.8xlarge` | `c5a.12xlarge` | `c5a.16xlarge` | `c5a.24xlarge` | `c5ad.large` | `c5ad.xlarge` | `c5ad.2xlarge` | `c5ad.4xlarge` | `c5ad.8xlarge` | `c5ad.12xlarge` | `c5ad.16xlarge` | `c5ad.24xlarge` | `c5d.large` | `c5d.xlarge` | `c5d.2xlarge` | `c5d.4xlarge` | `c5d.9xlarge` | `c5d.12xlarge` | `c5d.18xlarge` | `c5d.24xlarge` | `c5d.metal` | `c5n.large` | `c5n.xlarge` | `c5n.2xlarge` | `c5n.4xlarge` | `c5n.9xlarge` | `c5n.18xlarge` | `c5n.metal` | `c6g.medium` | `c6g.large` | `c6g.xlarge` | `c6g.2xlarge` | `c6g.4xlarge` | `c6g.8xlarge` | `c6g.12xlarge` | `c6g.16xlarge` | `c6g.metal` | `c6gd.medium` | `c6gd.large` | `c6gd.xlarge` | `c6gd.2xlarge` | `c6gd.4xlarge` | `c6gd.8xlarge` | `c6gd.12xlarge` | `c6gd.16xlarge` | `c6gd.metal` | `c6gn.medium` | `c6gn.large` | `c6gn.xlarge` | `c6gn.2xlarge` | `c6gn.4xlarge` | `c6gn.8xlarge` | `c6gn.12xlarge` | `c6gn.16xlarge` | `c6i.large` | `c6i.xlarge` | `c6i.2xlarge` | `c6i.4xlarge` |

c6i.8xlarge | c6i.12xlarge | c6i.16xlarge | c6i.24xlarge | c6i.32xlarge  
| c6i.metal | cc1.4xlarge | cc2.8xlarge | cg1.4xlarge | cr1.8xlarge  
| d2.xlarge | d2.2xlarge | d2.4xlarge | d2.8xlarge | d3.xlarge |  
d3.2xlarge | d3.4xlarge | d3.8xlarge | d3en.xlarge | d3en.2xlarge  
| d3en.4xlarge | d3en.6xlarge | d3en.8xlarge | d3en.12xlarge |  
dl1.24xlarge | f1.2xlarge | f1.4xlarge | f1.16xlarge | g2.2xlarge  
| g2.8xlarge | g3.4xlarge | g3.8xlarge | g3.16xlarge | g3s.xlarge |  
g4ad.xlarge | g4ad.2xlarge | g4ad.4xlarge | g4ad.8xlarge | g4ad.16xlarge  
| g4dn.xlarge | g4dn.2xlarge | g4dn.4xlarge | g4dn.8xlarge |  
g4dn.12xlarge | g4dn.16xlarge | g4dn.metal | g5.xlarge | g5.2xlarge  
| g5.4xlarge | g5.8xlarge | g5.12xlarge | g5.16xlarge | g5.24xlarge |  
g5.48xlarge | g5g.xlarge | g5g.2xlarge | g5g.4xlarge | g5g.8xlarge |  
g5g.16xlarge | g5g.metal | hi1.4xlarge | hpc6a.48xlarge | hs1.8xlarge  
| h1.2xlarge | h1.4xlarge | h1.8xlarge | h1.16xlarge | i2.xlarge  
| i2.2xlarge | i2.4xlarge | i2.8xlarge | i3.large | i3.xlarge |  
i3.2xlarge | i3.4xlarge | i3.8xlarge | i3.16xlarge | i3.metal |  
i3en.large | i3en.xlarge | i3en.2xlarge | i3en.3xlarge | i3en.6xlarge |  
i3en.12xlarge | i3en.24xlarge | i3en.metal | im4gn.large | im4gn.xlarge  
| im4gn.2xlarge | im4gn.4xlarge | im4gn.8xlarge | im4gn.16xlarge  
| inf1.xlarge | inf1.2xlarge | inf1.6xlarge | inf1.24xlarge |  
is4gen.medium | is4gen.large | is4gen.xlarge | is4gen.2xlarge |  
is4gen.4xlarge | is4gen.8xlarge | m1.small | m1.medium | m1.large  
| m1.xlarge | m2.xlarge | m2.2xlarge | m2.4xlarge | m3.medium |  
m3.large | m3.xlarge | m3.2xlarge | m4.large | m4.xlarge | m4.2xlarge  
| m4.4xlarge | m4.10xlarge | m4.16xlarge | m5.large | m5.xlarge |  
m5.2xlarge | m5.4xlarge | m5.8xlarge | m5.12xlarge | m5.16xlarge  
| m5.24xlarge | m5.metal | m5a.large | m5a.xlarge | m5a.2xlarge |  
m5a.4xlarge | m5a.8xlarge | m5a.12xlarge | m5a.16xlarge | m5a.24xlarge  
| m5ad.large | m5ad.xlarge | m5ad.2xlarge | m5ad.4xlarge | m5ad.8xlarge  
| m5ad.12xlarge | m5ad.16xlarge | m5ad.24xlarge | m5d.large | m5d.xlarge  
| m5d.2xlarge | m5d.4xlarge | m5d.8xlarge | m5d.12xlarge | m5d.16xlarge  
| m5d.24xlarge | m5d.metal | m5dn.large | m5dn.xlarge | m5dn.2xlarge  
| m5dn.4xlarge | m5dn.8xlarge | m5dn.12xlarge | m5dn.16xlarge |  
m5dn.24xlarge | m5dn.metal | m5n.large | m5n.xlarge | m5n.2xlarge |  
m5n.4xlarge | m5n.8xlarge | m5n.12xlarge | m5n.16xlarge | m5n.24xlarge  
| m5n.metal | m5zn.large | m5zn.xlarge | m5zn.2xlarge | m5zn.3xlarge

| m5zn.6xlarge | m5zn.12xlarge | m5zn.metal | m6a.large | m6a.xlarge | m6a.2xlarge | m6a.4xlarge | m6a.8xlarge | m6a.12xlarge | m6a.16xlarge | m6a.24xlarge | m6a.32xlarge | m6a.48xlarge | m6g.metal | m6g.medium | m6g.large | m6g.xlarge | m6g.2xlarge | m6g.4xlarge | m6g.8xlarge | m6g.12xlarge | m6g.16xlarge | m6gd.metal | m6gd.medium | m6gd.large | m6gd.xlarge | m6gd.2xlarge | m6gd.4xlarge | m6gd.8xlarge | m6gd.12xlarge | m6gd.16xlarge | m6i.large | m6i.xlarge | m6i.2xlarge | m6i.4xlarge | m6i.8xlarge | m6i.12xlarge | m6i.16xlarge | m6i.24xlarge | m6i.32xlarge | m6i.metal | mac1.metal | p2.xlarge | p2.8xlarge | p2.16xlarge | p3.2xlarge | p3.8xlarge | p3.16xlarge | p3dn.24xlarge | p4d.24xlarge | r3.large | r3.xlarge | r3.2xlarge | r3.4xlarge | r3.8xlarge | r4.large | r4.xlarge | r4.2xlarge | r4.4xlarge | r4.8xlarge | r4.16xlarge | r5.large | r5.xlarge | r5.2xlarge | r5.4xlarge | r5.8xlarge | r5.12xlarge | r5.16xlarge | r5.24xlarge | r5.metal | r5a.large | r5a.xlarge | r5a.2xlarge | r5a.4xlarge | r5a.8xlarge | r5a.12xlarge | r5a.16xlarge | r5a.24xlarge | r5ad.large | r5ad.xlarge | r5ad.2xlarge | r5ad.4xlarge | r5ad.8xlarge | r5ad.12xlarge | r5ad.16xlarge | r5ad.24xlarge | r5b.large | r5b.xlarge | r5b.2xlarge | r5b.4xlarge | r5b.8xlarge | r5b.12xlarge | r5b.16xlarge | r5b.24xlarge | r5b.metal | r5d.large | r5d.xlarge | r5d.2xlarge | r5d.4xlarge | r5d.8xlarge | r5d.12xlarge | r5d.16xlarge | r5d.24xlarge | r5d.metal | r5dn.large | r5dn.xlarge | r5dn.2xlarge | r5dn.4xlarge | r5dn.8xlarge | r5dn.12xlarge | r5dn.16xlarge | r5dn.24xlarge | r5dn.metal | r5n.large | r5n.xlarge | r5n.2xlarge | r5n.4xlarge | r5n.8xlarge | r5n.12xlarge | r5n.16xlarge | r5n.24xlarge | r5n.metal | r6g.medium | r6g.large | r6g.xlarge | r6g.2xlarge | r6g.4xlarge | r6g.8xlarge | r6g.12xlarge | r6g.16xlarge | r6g.metal | r6gd.medium | r6gd.large | r6gd.xlarge | r6gd.2xlarge | r6gd.4xlarge | r6gd.8xlarge | r6gd.12xlarge | r6gd.16xlarge | r6gd.metal | r6i.large | r6i.xlarge | r6i.2xlarge | r6i.4xlarge | r6i.8xlarge | r6i.12xlarge | r6i.16xlarge | r6i.24xlarge | r6i.32xlarge | r6i.metal | t1.micro | t2.nano | t2.micro | t2.small | t2.medium | t2.large | t2.xlarge | t2.2xlarge | t3.nano | t3.micro | t3.small | t3.medium | t3.large | t3.xlarge | t3.2xlarge | t3a.nano | t3a.micro | t3a.small | t3a.medium | t3a.large | t3a.xlarge | t3a.2xlarge | t4g.nano | t4g.micro | t4g.small | t4g.medium | t4g.large | t4g.xlarge | t4g.2xlarge | u-6tb1.56xlarge | u-6tb1.112xlarge | u-9tb1.112xlarge

| u-12tb1.112xlarge | u-6tb1.metal | u-9tb1.metal | u-12tb1.metal |  
u-18tb1.metal | u-24tb1.metal | vt1.3xlarge | vt1.6xlarge | vt1.24xlarge  
| x1.16xlarge | x1.32xlarge | x1e.xlarge | x1e.2xlarge | x1e.4xlarge  
| x1e.8xlarge | x1e.16xlarge | x1e.32xlarge | x2iezn.2xlarge |  
x2iezn.4xlarge | x2iezn.6xlarge | x2iezn.8xlarge | x2iezn.12xlarge |  
x2iezn.metal | x2gd.medium | x2gd.large | x2gd.xlarge | x2gd.2xlarge  
| x2gd.4xlarge | x2gd.8xlarge | x2gd.12xlarge | x2gd.16xlarge |  
x2gd.metal | z1d.large | z1d.xlarge | z1d.2xlarge | z1d.3xlarge |  
z1d.6xlarge | z1d.12xlarge | z1d.metal | x2idn.16xlarge | x2idn.24xlarge  
| x2idn.32xlarge | x2iedn.xlarge | x2iedn.2xlarge | x2iedn.4xlarge |  
x2iedn.8xlarge | x2iedn.16xlarge | x2iedn.24xlarge | x2iedn.32xlarge  
| c6a.large | c6a.xlarge | c6a.2xlarge | c6a.4xlarge | c6a.8xlarge |  
c6a.12xlarge | c6a.16xlarge | c6a.24xlarge | c6a.32xlarge | c6a.48xlarge  
| c6a.metal | m6a.metal | i4i.large | i4i.xlarge | i4i.2xlarge |  
i4i.4xlarge | i4i.8xlarge | i4i.16xlarge | i4i.32xlarge | i4i.metal  
| x2idn.metal | x2iedn.metal | c7g.medium | c7g.large | c7g.xlarge |  
c7g.2xlarge | c7g.4xlarge | c7g.8xlarge | c7g.12xlarge | c7g.16xlarge  
| mac2.metal | c6id.large | c6id.xlarge | c6id.2xlarge | c6id.4xlarge  
| c6id.8xlarge | c6id.12xlarge | c6id.16xlarge | c6id.24xlarge |  
c6id.32xlarge | c6id.metal | m6id.large | m6id.xlarge | m6id.2xlarge  
| m6id.4xlarge | m6id.8xlarge | m6id.12xlarge | m6id.16xlarge |  
m6id.24xlarge | m6id.32xlarge | m6id.metal | r6id.large | r6id.xlarge  
| r6id.2xlarge | r6id.4xlarge | r6id.8xlarge | r6id.12xlarge |  
r6id.16xlarge | r6id.24xlarge | r6id.32xlarge | r6id.metal | r6a.large  
| r6a.xlarge | r6a.2xlarge | r6a.4xlarge | r6a.8xlarge | r6a.12xlarge  
| r6a.16xlarge | r6a.24xlarge | r6a.32xlarge | r6a.48xlarge |  
r6a.metal | p4de.24xlarge | u-3tb1.56xlarge | u-18tb1.112xlarge |  
u-24tb1.112xlarge | trn1.2xlarge | trn1.32xlarge | hpc6id.32xlarge |  
c6in.large | c6in.xlarge | c6in.2xlarge | c6in.4xlarge | c6in.8xlarge  
| c6in.12xlarge | c6in.16xlarge | c6in.24xlarge | c6in.32xlarge |  
m6in.large | m6in.xlarge | m6in.2xlarge | m6in.4xlarge | m6in.8xlarge  
| m6in.12xlarge | m6in.16xlarge | m6in.24xlarge | m6in.32xlarge  
| m6idn.large | m6idn.xlarge | m6idn.2xlarge | m6idn.4xlarge |  
m6idn.8xlarge | m6idn.12xlarge | m6idn.16xlarge | m6idn.24xlarge |  
m6idn.32xlarge | r6in.large | r6in.xlarge | r6in.2xlarge | r6in.4xlarge  
| r6in.8xlarge | r6in.12xlarge | r6in.16xlarge | r6in.24xlarge

| r6in.32xlarge | r6idn.large | r6idn.xlarge | r6idn.2xlarge |  
r6idn.4xlarge | r6idn.8xlarge | r6idn.12xlarge | r6idn.16xlarge |  
r6idn.24xlarge | r6idn.32xlarge | c7g.metal | m7g.medium | m7g.large  
| m7g.xlarge | m7g.2xlarge | m7g.4xlarge | m7g.8xlarge | m7g.12xlarge  
| m7g.16xlarge | m7g.metal | r7g.medium | r7g.large | r7g.xlarge |  
r7g.2xlarge | r7g.4xlarge | r7g.8xlarge | r7g.12xlarge | r7g.16xlarge  
| r7g.metal | c6in.metal | m6in.metal | m6idn.metal | r6in.metal |  
r6idn.metal | inf2.xlarge | inf2.8xlarge | inf2.24xlarge | inf2.48xlarge  
| trn1n.32xlarge | i4g.large | i4g.xlarge | i4g.2xlarge | i4g.4xlarge  
| i4g.8xlarge | i4g.16xlarge | hpc7g.4xlarge | hpc7g.8xlarge |  
hpc7g.16xlarge | c7gn.medium | c7gn.large | c7gn.xlarge | c7gn.2xlarge  
| c7gn.4xlarge | c7gn.8xlarge | c7gn.12xlarge | c7gn.16xlarge |  
p5.48xlarge | m7i.large | m7i.xlarge | m7i.2xlarge | m7i.4xlarge |  
m7i.8xlarge | m7i.12xlarge | m7i.16xlarge | m7i.24xlarge | m7i.48xlarge  
| m7i-flex.large | m7i-flex.xlarge | m7i-flex.2xlarge | m7i-flex.4xlarge  
| m7i-flex.8xlarge | m7a.medium | m7a.large | m7a.xlarge | m7a.2xlarge |  
m7a.4xlarge | m7a.8xlarge | m7a.12xlarge | m7a.16xlarge | m7a.24xlarge  
| m7a.32xlarge | m7a.48xlarge | m7a.metal-48xl | hpc7a.12xlarge |  
hpc7a.24xlarge | hpc7a.48xlarge | hpc7a.96xlarge | c7gd.medium |  
c7gd.large | c7gd.xlarge | c7gd.2xlarge | c7gd.4xlarge | c7gd.8xlarge |  
c7gd.12xlarge | c7gd.16xlarge | m7gd.medium | m7gd.large | m7gd.xlarge  
| m7gd.2xlarge | m7gd.4xlarge | m7gd.8xlarge | m7gd.12xlarge |  
m7gd.16xlarge | r7gd.medium | r7gd.large | r7gd.xlarge | r7gd.2xlarge |  
r7gd.4xlarge | r7gd.8xlarge | r7gd.12xlarge | r7gd.16xlarge | r7a.medium  
| r7a.large | r7a.xlarge | r7a.2xlarge | r7a.4xlarge | r7a.8xlarge |  
r7a.12xlarge | r7a.16xlarge | r7a.24xlarge | r7a.32xlarge | r7a.48xlarge  
| c7i.large | c7i.xlarge | c7i.2xlarge | c7i.4xlarge | c7i.8xlarge  
| c7i.12xlarge | c7i.16xlarge | c7i.24xlarge | c7i.48xlarge | mac2-  
m2pro.metal | r7iz.large | r7iz.xlarge | r7iz.2xlarge | r7iz.4xlarge  
| r7iz.8xlarge | r7iz.12xlarge | r7iz.16xlarge | r7iz.32xlarge |  
c7a.medium | c7a.large | c7a.xlarge | c7a.2xlarge | c7a.4xlarge |  
c7a.8xlarge | c7a.12xlarge | c7a.16xlarge | c7a.24xlarge | c7a.32xlarge  
| c7a.48xlarge | c7a.metal-48xl | r7a.metal-48xl | r7i.large |  
r7i.xlarge | r7i.2xlarge | r7i.4xlarge | r7i.8xlarge | r7i.12xlarge  
| r7i.16xlarge | r7i.24xlarge | r7i.48xlarge | dl2q.24xlarge | mac2-  
m2.metal | i4i.12xlarge | i4i.24xlarge | c7i.metal-24xl | c7i.metal-48xl

| m7i.metal-24xl | m7i.metal-48xl | r7i.metal-24xl | r7i.metal-48xl |  
r7iz.metal-16xl | r7iz.metal-32xl | c7gd.metal | m7gd.metal | r7gd.metal  
| g6.xlarge | g6.2xlarge | g6.4xlarge | g6.8xlarge | g6.12xlarge |  
g6.16xlarge | g6.24xlarge | g6.48xlarge | gr6.4xlarge | gr6.8xlarge |  
c7i-flex.large | c7i-flex.xlarge | c7i-flex.2xlarge | c7i-flex.4xlarge  
| c7i-flex.8xlarge | u7i-12tb.224xlarge | u7in-16tb.224xlarge |  
u7in-24tb.224xlarge | u7in-32tb.224xlarge | u7ib-12tb.224xlarge |  
c7gn.metal | r8g.medium | r8g.large | r8g.xlarge | r8g.2xlarge |  
r8g.4xlarge | r8g.8xlarge | r8g.12xlarge | r8g.16xlarge | r8g.24xlarge |  
r8g.48xlarge | r8g.metal-24xl | r8g.metal-48xl | mac2-m1ultra.metal

Required: No

### MaxResults

The maximum number of items to return for this request. To get the next page of items, make another request with the token returned in the output. For more information, see [Pagination](#).

Type: Integer

Required: No

### NextToken

The token returned from a previous paginated request. Pagination continues from the end of the items returned by the previous request.

Type: String

Required: No

### ProductDescription.N

Filters the results by the specified basic product descriptions.

Type: Array of strings

Required: No

### StartTime

The date and time, up to the past 90 days, from which to start retrieving the price history data, in UTC format (for example, *YYYY-MM-DDTHH:MM:SSZ*).

Type: Timestamp

Required: No

## Response Elements

The following elements are returned by the service.

### nextToken

The token to include in another request to get the next page of items. This value is an empty string ("") or null when there are no more items to return.

Type: String

### requestId

The ID of the request.

Type: String

### spotPriceHistorySet

The historical Spot prices.

Type: Array of [SpotPrice](#) objects

## Errors

For information about the errors that are common to all actions, see [Common client error codes](#).

## Examples

### Example

This example gets the Spot price history for the first day in November 2016 for the specified Availability Zone.

### Sample Request

```
https://ec2.amazonaws.com/?Action=DescribeSpotPriceHistory
&StartTime=2016-11-01T00:00:00.000Z
&EndTime=2016-11-01T23:59:59.000Z
&AvailabilityZone=us-west-2a
```

```
&AUTHPARAMS
```

## Sample Response

```
<DescribeSpotPriceHistoryResponse xmlns="http://ec2.amazonaws.com/doc/2016-11-15/">
  <requestId>59dbff89-35bd-4eac-99ed-be587EXAMPLE</requestId>
  <spotPriceHistorySet>
    <item>
      <instanceType>m3.medium</instanceType>
      <productDescription>Linux/UNIX</productDescription>
      <spotPrice>0.287</spotPrice>
      <timestamp>2016-11-01T20:56:05.000Z</timestamp>
      <availabilityZone>us-west-2a</availabilityZone>
    </item>
    <item>
      <instanceType>m3.medium</instanceType>
      <productDescription>Windows</productDescription>
      <spotPrice>0.033</spotPrice>
      <timestamp>2016-11-01T22:33:47.000Z</timestamp>
      <availabilityZone>us-west-2a</availabilityZone>
    </item>
  </spotPriceHistorySet>
  <nextToken/>
</DescribeSpotPriceHistoryResponse>
```

## Example with Filters

This example uses filters to get the same results as the previous example.

## Sample Request

```
https://ec2.amazonaws.com/?Action=DescribeSpotPriceHistory
&Filter.1.Name=timestamp
&Filter.1.Value.1='Tue Nov 01 01* UTC 2016'
&Filter.2.Name=availability-zone
&Filter.2.Value.1=us-west-2a
&AUTHPARAMS
```

## See Also

For more information about using this API in one of the language-specific AWS SDKs, see the following:



- [AWS Command Line Interface](#)
- [AWS SDK for .NET](#)
- [AWS SDK for C++](#)
- [AWS SDK for Go v2](#)
- [AWS SDK for Java V2](#)
- [AWS SDK for JavaScript V3](#)
- [AWS SDK for PHP V3](#)
- [AWS SDK for Python](#)
- [AWS SDK for Ruby V3](#)

# DescribeStaleSecurityGroups

Describes the stale security group rules for security groups in a specified VPC. Rules are stale when they reference a deleted security group in a peered VPC. Rules can also be stale if they reference a security group in a peer VPC for which the VPC peering connection has been deleted.

## Request Parameters

The following parameters are for this specific action. For more information about required and optional parameters that are common to all actions, see [Common Query Parameters](#).

### DryRun

Checks whether you have the required permissions for the action, without actually making the request, and provides an error response. If you have the required permissions, the error response is `DryRunOperation`. Otherwise, it is `UnauthorizedOperation`.

Type: Boolean

Required: No

### MaxResults

The maximum number of items to return for this request. To get the next page of items, make another request with the token returned in the output. For more information, see [Pagination](#).

Type: Integer

Valid Range: Minimum value of 5. Maximum value of 255.

Required: No

### NextToken

The token returned from a previous paginated request. Pagination continues from the end of the items returned by the previous request.

Type: String

Length Constraints: Minimum length of 1. Maximum length of 1024.

Required: No

## VpcId

The ID of the VPC.

Type: String

Required: Yes

## Response Elements

The following elements are returned by the service.

### nextToken

The token to include in another request to get the next page of items. If there are no additional items to return, the string is empty.

Type: String

### requestId

The ID of the request.

Type: String

### staleSecurityGroupSet

Information about the stale security groups.

Type: Array of [StaleSecurityGroup](#) objects

## Errors

For information about the errors that are common to all actions, see [Common client error codes](#).

## Examples

### Example

This example describes stale security group rules for vpc-11223344. The response shows that sg-5fa68d3a in your account has a stale ingress SSH rule that references sg-279ab042 in the peer

VPC, and sg-fe6fba9a in your account has a stale egress SSH rule that references sg-ef6fba8b in the peer VPC.

## Sample Request

```
https://ec2.amazonaws.com/?Action=DescribeStaleSecurityGroups
&VpcId=vpc-11223344
&AUTHPARAMS
```

## Sample Response

```
<DescribeStaleSecurityGroupsResponse xmlns="http://ec2.amazonaws.com/doc/2016-11-15/">
  <requestId>ece1f9a0-b201-4eec-b74b-example</requestId>
  <staleSecurityGroupSet>
    <item>
      <staleIpPermissionsEgress>
        <item>
          <fromPort>22</fromPort>
          <toPort>22</toPort>
          <groups>
            <item>
              <vpcId>vpc-7a20e51f</vpcId>
              <groupId>sg-ef6fba8b</groupId>
              <vpcPeeringConnectionId>pcx-b04deed9</
vpcPeeringConnectionId>
              <peeringStatus>active</peeringStatus>
              <description>Access to pcx-b04deed9</description>
            </item>
          </groups>
          <ipProtocol>tcp</ipProtocol>
        </item>
      </staleIpPermissionsEgress>
      <groupName>Sg-1</groupName>
      <vpcId>vpc-11223344</vpcId>
      <groupId>sg-fe6fba9a</groupId>
      <description>Sg-1 for peering</description>
    </staleIpPermissions/>
  </item>
  <item>
    <staleIpPermissionsEgress/>
    <groupName>Sg-2</groupName>
    <vpcId>vpc-11223344</vpcId>
    <groupId>sg-5fa68d3a</groupId>
```

```
<description>Sg-2 for peering</description>
<staleIpPermissions>
  <item>
    <fromPort>22</fromPort>
    <toPort>22</toPort>
    <groups>
      <item>
        <vpcId>vpc-7a20e51f</vpcId>
        <groupId>sg-279ab042</groupId>
        <vpcPeeringConnectionId>pcx-b04deed9</
vpcPeeringConnectionId>
        <peeringStatus>active</peeringStatus>
        <description>Access from pcx-b04deed9</description>
      </item>
    </groups>
    <ipProtocol>tcp</ipProtocol>
  </item>
</staleIpPermissions>
</item>
</staleSecurityGroupSet>
</DescribeStaleSecurityGroupsResponse>
```

## See Also

For more information about using this API in one of the language-specific AWS SDKs, see the following:

- [AWS Command Line Interface](#)
- [AWS SDK for .NET](#)
- [AWS SDK for C++](#)
- [AWS SDK for Go v2](#)
- [AWS SDK for Java V2](#)
- [AWS SDK for JavaScript V3](#)
- [AWS SDK for PHP V3](#)
- [AWS SDK for Python](#)
- [AWS SDK for Ruby V3](#)

# DescribeStoreImageTasks

Describes the progress of the AMI store tasks. You can describe the store tasks for specified AMIs. If you don't specify the AMIs, you get a paginated list of store tasks from the last 31 days.

For each AMI task, the response indicates if the task is `InProgress`, `Completed`, or `Failed`. For tasks `InProgress`, the response shows the estimated progress as a percentage.

Tasks are listed in reverse chronological order. Currently, only tasks from the past 31 days can be viewed.

To use this API, you must have the required permissions. For more information, see [Permissions for storing and restoring AMIs using Amazon S3](#) in the *Amazon EC2 User Guide*.

For more information, see [Store and restore an AMI using Amazon S3](#) in the *Amazon EC2 User Guide*.

## Request Parameters

The following parameters are for this specific action. For more information about required and optional parameters that are common to all actions, see [Common Query Parameters](#).

### DryRun

Checks whether you have the required permissions for the action, without actually making the request, and provides an error response. If you have the required permissions, the error response is `DryRunOperation`. Otherwise, it is `UnauthorizedOperation`.

Type: Boolean

Required: No

### Filter.N

The filters.

- `task-state` - Returns tasks in a certain state (`InProgress` | `Completed` | `Failed`)
- `bucket` - Returns task information for tasks that targeted a specific bucket. For the filter value, specify the bucket name.

**Note**

When you specify the `ImageIds` parameter, any filters that you specify are ignored. To use the filters, you must remove the `ImageIds` parameter.

Type: Array of [Filter](#) objects

Required: No

**ImageId.N**

The AMI IDs for which to show progress. Up to 20 AMI IDs can be included in a request.

Type: Array of strings

Required: No

**MaxResults**

The maximum number of items to return for this request. To get the next page of items, make another request with the token returned in the output. For more information, see [Pagination](#).

You cannot specify this parameter and the `ImageIds` parameter in the same call.

Type: Integer

Valid Range: Minimum value of 1. Maximum value of 200.

Required: No

**NextToken**

The token returned from a previous paginated request. Pagination continues from the end of the items returned by the previous request.

Type: String

Required: No

## Response Elements

The following elements are returned by the service.

## nextToken

The token to include in another request to get the next page of items. This value is null when there are no more items to return.

Type: String

## requestId

The ID of the request.

Type: String

## storeImageTaskResultSet

The information about the AMI store tasks.

Type: Array of [StoreImageTaskResult](#) objects

## Errors

For information about the errors that are common to all actions, see [Common client error codes](#).

## See Also

For more information about using this API in one of the language-specific AWS SDKs, see the following:

- [AWS Command Line Interface](#)
- [AWS SDK for .NET](#)
- [AWS SDK for C++](#)
- [AWS SDK for Go v2](#)
- [AWS SDK for Java V2](#)
- [AWS SDK for JavaScript V3](#)
- [AWS SDK for PHP V3](#)
- [AWS SDK for Python](#)
- [AWS SDK for Ruby V3](#)



# DescribeSubnets

Describes your subnets. The default is to describe all your subnets. Alternatively, you can specify specific subnet IDs or filter the results to include only the subnets that match specific criteria.

For more information, see [Subnets](#) in the *Amazon VPC User Guide*.

## Request Parameters

The following parameters are for this specific action. For more information about required and optional parameters that are common to all actions, see [Common Query Parameters](#).

### DryRun

Checks whether you have the required permissions for the action, without actually making the request, and provides an error response. If you have the required permissions, the error response is `DryRunOperation`. Otherwise, it is `UnauthorizedOperation`.

Type: Boolean

Required: No

### Filter.N

The filters.

- `availability-zone` - The Availability Zone for the subnet. You can also use `availabilityZone` as the filter name.
- `availability-zone-id` - The ID of the Availability Zone for the subnet. You can also use `availabilityZoneId` as the filter name.
- `available-ip-address-count` - The number of IPv4 addresses in the subnet that are available.
- `cidr-block` - The IPv4 CIDR block of the subnet. The CIDR block you specify must exactly match the subnet's CIDR block for information to be returned for the subnet. You can also use `cidr` or `cidrBlock` as the filter names.
- `customer-owned-ipv4-pool` - The customer-owned IPv4 address pool associated with the subnet.
- `default-for-az` - Indicates whether this is the default subnet for the Availability Zone (`true` | `false`). You can also use `defaultForAz` as the filter name.

- `enable-dns64` - Indicates whether DNS queries made to the Amazon-provided DNS Resolver in this subnet should return synthetic IPv6 addresses for IPv4-only destinations.
- `enable-lni-at-device-index` - Indicates the device position for local network interfaces in this subnet. For example, 1 indicates local network interfaces in this subnet are the secondary network interface (eth1).
- `ipv6-cidr-block-association.ipv6-cidr-block` - An IPv6 CIDR block associated with the subnet.
- `ipv6-cidr-block-association.association-id` - An association ID for an IPv6 CIDR block associated with the subnet.
- `ipv6-cidr-block-association.state` - The state of an IPv6 CIDR block associated with the subnet.
- `ipv6-native` - Indicates whether this is an IPv6 only subnet (`true` | `false`).
- `map-customer-owned-ip-on-launch` - Indicates whether a network interface created in this subnet (including a network interface created by [RunInstances](#)) receives a customer-owned IPv4 address.
- `map-public-ip-on-launch` - Indicates whether instances launched in this subnet receive a public IPv4 address.
- `outpost-arn` - The Amazon Resource Name (ARN) of the Outpost.
- `owner-id` - The ID of the AWS account that owns the subnet.
- `private-dns-name-options-on-launch.hostname-type` - The type of hostname to assign to instances in the subnet at launch. For IPv4-only and dual-stack (IPv4 and IPv6) subnets, an instance DNS name can be based on the instance IPv4 address (`ip-name`) or the instance ID (`resource-name`). For IPv6 only subnets, an instance DNS name must be based on the instance ID (`resource-name`).
- `private-dns-name-options-on-launch.enable-resource-name-dns-a-record` - Indicates whether to respond to DNS queries for instance hostnames with DNS A records.
- `private-dns-name-options-on-launch.enable-resource-name-dns-aaaa-record` - Indicates whether to respond to DNS queries for instance hostnames with DNS AAAA records.
- `state` - The state of the subnet (`pending` | `available`).
- `subnet-arn` - The Amazon Resource Name (ARN) of the subnet.
- `subnet-id` - The ID of the subnet.

- `tag:<key>` - The key/value combination of a tag assigned to the resource. Use the tag key in the filter name and the tag value as the filter value. For example, to find all resources that have a tag with the key `Owner` and the value `TeamA`, specify `tag:Owner` for the filter name and `TeamA` for the filter value.
- `tag-key` - The key of a tag assigned to the resource. Use this filter to find all resources assigned a tag with a specific key, regardless of the tag value.
- `vpc-id` - The ID of the VPC for the subnet.

Type: Array of [Filter](#) objects

Required: No

### MaxResults

The maximum number of items to return for this request. To get the next page of items, make another request with the token returned in the output. For more information, see [Pagination](#).

Type: Integer

Valid Range: Minimum value of 5. Maximum value of 1000.

Required: No

### NextToken

The token returned from a previous paginated request. Pagination continues from the end of the items returned by the previous request.

Type: String

Required: No

### SubnetId.N

The IDs of the subnets.

Default: Describes all your subnets.

Type: Array of strings

Required: No

## Response Elements

The following elements are returned by the service.

### nextToken

The token to include in another request to get the next page of items. This value is `null` when there are no more items to return.

Type: String

### requestId

The ID of the request.

Type: String

### subnetSet

Information about the subnets.

Type: Array of [Subnet](#) objects

## Errors

For information about the errors that are common to all actions, see [Common client error codes](#).

## Examples

### Example 1

This example describes the subnets.

### Sample Request

```
https://ec2.amazonaws.com/?Action=DescribeSubnets
&AUTHPARAMS
```

### Sample Response

```
<DescribeSubnetsResponse xmlns="http://ec2.amazonaws.com/doc/2016-11-15/">
  <requestId>1927e20c-0ed0-4a02-a6d7-d955fbd2d13c</requestId>
  <subnetSet>
    <item>
```

```

    <subnetId>subnet-0bb1c79de301436ee</subnetId>
    <subnetArn>arn:aws:ec2:us-east-2:111122223333:subnet/
subnet-0bb1c79de3EXAMPLE</subnetArn>
    <state>available</state>
    <ownerId>111122223333</ownerId>
    <vpcId>vpc-0ee975135dEXAMPLE</vpcId>
    <cidrBlock>10.0.2.0/24</cidrBlock>
    <ipv6CidrBlockAssociationSet/>
    <availableIpAddressCount>251</availableIpAddressCount>
    <availabilityZone>us-east-2c</availabilityZone>
    <availabilityZoneId>use2-az3</availabilityZoneId>
    <defaultForAz>false</defaultForAz>
    <mapPublicIpOnLaunch>false</mapPublicIpOnLaunch>
    <assignIpv6AddressOnCreation>false</assignIpv6AddressOnCreation>
  </item>
  <item>
    <subnetId>subnet-02bf4c428bf44ebce</subnetId>
    <subnetArn>arn:aws:ec2:us-east-2:111122223333:subnet/
subnet-02bf4c428bEXAMPLE</subnetArn>
    <state>available</state>
    <ownerId>111122223333</ownerId>
    <vpcId>vpc-07e8ffd50fEXAMPLE</vpcId>
    <cidrBlock>10.0.0.0/24</cidrBlock>
    <ipv6CidrBlockAssociationSet>
      <item>
        <ipv6CidrBlock>2600:1f16:115:200::/64</ipv6CidrBlock>
        <associationId>subnet-cidr-assoc-002afb9f3cEXAMPLE</associationId>
        <ipv6CidrBlockState>
          <state>associated</state>
        </ipv6CidrBlockState>
      </item>
    </ipv6CidrBlockAssociationSet>
    <availableIpAddressCount>251</availableIpAddressCount>
    <availabilityZone>us-east-2b</availabilityZone>
    <availabilityZoneId>use2-az2</availabilityZoneId>
    <defaultForAz>false</defaultForAz>
    <mapPublicIpOnLaunch>false</mapPublicIpOnLaunch>
    <assignIpv6AddressOnCreation>false</assignIpv6AddressOnCreation>
  </item>
</subnetSet>
</DescribeSubnetsResponse>

```

## Example 2

This example uses filters to describe any subnet you own that is in the VPC with the ID `vpc-0056ae9ffdEXAMPLE` or `vpc-0096ae9ffdEXAMPLE`, and whose state is available.

### Sample Request

```
https://ec2.amazonaws.com/?Action=DescribeSubnets
&Filter.1.Name=vpc-id
&Filter.1.Value.1=vpc-0056ae9ffdEXAMPLE
&Filter.1.Value.2=vpc-0096ae9ffdEXAMPLE
&Filter.2.Name=state
&Filter.2.Value.1=available
&AUTHPARAMS
```

### Sample Response

```
<DescribeSubnetsResponse xmlns="http://ec2.amazonaws.com/doc/2016-11-15/">
  <requestId>43e9cb52-0e10-40fe-b457-988c8fbfea26</requestId>
  <subnetSet>
    <item>
      <subnetId>subnet-0f8c6c2f37EXAMPLE</subnetId>
      <subnetArn>arn:aws:ec2:us-west-2:123456789012:subnet/
subnet-0f8c6c2f37903e9dc</subnetArn>
      <state>available</state>
      <ownerId>123456789012</ownerId>
      <vpcId>vpc-0056ae9ffdEXAMPLE</vpcId>
      <cidrBlock>172.168.0.0/16</cidrBlock>
      <ipv6CidrBlockAssociationSet/>
      <availableIpAddressCount>65531</availableIpAddressCount>
      <availabilityZone>us-west-2b</availabilityZone>
      <availabilityZoneId>usw2-az2</availabilityZoneId>
      <defaultForAz>false</defaultForAz>
      <mapPublicIpOnLaunch>false</mapPublicIpOnLaunch>
      <assignIpv6AddressOnCreation>false</assignIpv6AddressOnCreation>
    </item>
  </subnetSet>
</DescribeSubnetsResponse>
```

## See Also

For more information about using this API in one of the language-specific AWS SDKs, see the following:

- [AWS Command Line Interface](#)
- [AWS SDK for .NET](#)
- [AWS SDK for C++](#)
- [AWS SDK for Go v2](#)
- [AWS SDK for Java V2](#)
- [AWS SDK for JavaScript V3](#)
- [AWS SDK for PHP V3](#)
- [AWS SDK for Python](#)
- [AWS SDK for Ruby V3](#)

# DescribeTags

Describes the specified tags for your EC2 resources.

For more information about tags, see [Tag your Amazon EC2 resources](#) in the *Amazon Elastic Compute Cloud User Guide*.

## Important

We strongly recommend using only paginated requests. Unpaginated requests are susceptible to throttling and timeouts.

## Note

The order of the elements in the response, including those within nested structures, might vary. Applications should not assume the elements appear in a particular order.

## Request Parameters

The following parameters are for this specific action. For more information about required and optional parameters that are common to all actions, see [Common Query Parameters](#).

### DryRun

Checks whether you have the required permissions for the action, without actually making the request, and provides an error response. If you have the required permissions, the error response is `DryRunOperation`. Otherwise, it is `UnauthorizedOperation`.

Type: Boolean

Required: No

### Filter.N

The filters.

- `key` - The tag key.
- `resource-id` - The ID of the resource.
- `resource-type` - The resource type. For a list of possible values, see [TagSpecification](#).



- `tag:<key>` - The key/value combination of the tag. For example, specify "tag:Owner" for the filter name and "TeamA" for the filter value to find resources with the tag "Owner=TeamA".
- `value` - The tag value.

Type: Array of [Filter](#) objects

Required: No

### MaxResults

The maximum number of items to return for this request. This value can be between 5 and 1000. To get the next page of items, make another request with the token returned in the output. For more information, see [Pagination](#).

Type: Integer

Required: No

### NextToken

The token returned from a previous paginated request. Pagination continues from the end of the items returned by the previous request.

Type: String

Required: No

## Response Elements

The following elements are returned by the service.

### nextToken

The token to include in another request to get the next page of items. This value is `null` when there are no more items to return.

Type: String

### requestId

The ID of the request.

Type: String

## tagSet

The tags.

Type: Array of [TagDescription](#) objects

## Errors

For information about the errors that are common to all actions, see [Common client error codes](#).

## Examples

### Example

This example describes all the tags in your account.

### Sample Request

```
https://ec2.amazonaws.com/?Action=DescribeTags
&AUTHPARAMS
```

### Sample Response

```
<DescribeTagsResponse xmlns="http://ec2.amazonaws.com/doc/2016-11-15/">
  <requestId>7a62c49f-347e-4fc4-9331-6e8eEXAMPLE</requestId>
  <tagSet>
    <item>
      <resourceId>ami-1a2b3c4d</resourceId>
      <resourceType>image</resourceType>
      <key>webserver</key>
      <value/>
    </item>
    <item>
      <resourceId>ami-1a2b3c4d</resourceId>
      <resourceType>image</resourceType>
      <key>stack</key>
      <value>Production</value>
    </item>
    <item>
      <resourceId>i-1234567890abcdef0</resourceId>
      <resourceType>instance</resourceType>
      <key>webserver</key>
```

```

    <value/>
  </item>
  <item>
    <resourceId>i-1234567890abcdef0</resourceId>
    <resourceType>instance</resourceType>
    <key>stack</key>
    <value>Production</value>
  </item>
  <item>
    <resourceId>i-0598c7d356eba48d7</resourceId>
    <resourceType>instance</resourceType>
    <key>database_server</key>
    <value/>
  </item>
  <item>
    <resourceId>i-0598c7d356eba48d7</resourceId>
    <resourceType>instance</resourceType>
    <key>stack</key>
    <value>Test</value>
  </item>
</tagSet>
</DescribeTagsResponse>

```

## Example

This example describes only the tags for the AMI with ID ami-1a2b3c4d.

## Sample Request

```

https://ec2.amazonaws.com/?Action=DescribeTags
&Filter.1.Name=resource-id
&Filter.1.Value.1=ami-1a2b3c4d
&AUTHPARAMS

```

## Sample Response

```

<DescribeTagsResponse xmlns="http://ec2.amazonaws.com/doc/2016-11-15/">
  <requestId>7a62c49f-347e-4fc4-9331-6e8eEXAMPLE</requestId>
  <tagSet>
    <item>
      <resourceId>ami-1a2b3c4d</resourceId>
      <resourceType>image</resourceType>
      <key>webserver</key>
    </item>
  </tagSet>
</DescribeTagsResponse>

```

```
    <value/>
  </item>
  <item>
    <resourceId>ami-1a2b3c4d</resourceId>
    <resourceType>image</resourceType>
    <key>stack</key>
    <value>Production</value>
  </item>
</tagSet>
</DescribeTagsResponse>
```

## Example

This example describes the tags for all your instances.

## Sample Request

```
https://ec2.amazonaws.com/?Action=DescribeTags
&Filter.1.Name=resource-type
&Filter.1.Value.1=instance
&AUTHPARAMS
```

## Sample Response

```
<DescribeTagsResponse xmlns="http://ec2.amazonaws.com/doc/2016-11-15/">
  <requestId>7a62c49f-347e-4fc4-9331-6e8eEXAMPLE</requestId>
  <tagSet>
    <item>
      <resourceId>i-0598c7d356eba48d7</resourceId>
      <resourceType>instance</resourceType>
      <key>webserver</key>
      <value/>
    </item>
    <item>
      <resourceId>i-0598c7d356eba48d7</resourceId>
      <resourceType>instance</resourceType>
      <key>stack</key>
      <value>Production</value>
    </item>
    <item>
      <resourceId>i-1234567890abcdef0</resourceId>
      <resourceType>instance</resourceType>
      <key>database_server</key>
```

```
    <value/>
  </item>
  <item>
    <resourceId>i-1234567890abcdef0</resourceId>
    <resourceType>instance</resourceType>
    <key>stack</key>
    <value>Test</value>
  </item>
</tagSet>
</DescribeTagsResponse>
```

## Example

This example describes the tags for all your instances tagged with the key *webserver*. You can use wildcards with filters, so you could specify the value as *?ebserver* to find tags with the key *webserver* or *Webserver*.

## Sample Request

```
https://ec2.amazonaws.com/?Action=DescribeTags
&Filter.1.Name=key
&Filter.1.Value.1=webserver
&AUTHPARAMS
```

## Sample Response

```
<DescribeTagsResponse xmlns="http://ec2.amazonaws.com/doc/2016-11-15/">
  <requestId>7a62c49f-347e-4fc4-9331-6e8eEXAMPLE</requestId>
  <tagSet>
    <item>
      <resourceId>i-1234567890abcdef0</resourceId>
      <resourceType>instance</resourceType>
      <key>webserver</key>
      <value/>
    </item>
  </tagSet>
</DescribeTagsResponse>
```

## Example

This example describes the tags for all your instances tagged with either *stack=Test* or *stack=Production*.

## Sample Request

```
https://ec2.amazonaws.com/?Action=DescribeTags
&Filter.1.Name=resource-type
&Filter.1.Value.1=instance
&Filter.2.Name=key
&Filter.2.Value.1=stack
&Filter.3.Name=value
&Filter.3.Value.1=Test
&Filter.3.Value.2=Production
&AUTHPARAMS
```

## Sample Response

```
<DescribeTagsResponse xmlns="http://ec2.amazonaws.com/doc/2016-11-15/">
  <requestId>7a62c49f-347e-4fc4-9331-6e8eEXAMPLE</requestId>
  <tagSet>
    <item>
      <resourceId>i-1234567890abcdef0</resourceId>
      <resourceType>instance</resourceType>
      <key>stack</key>
      <value>Production</value>
    </item>
    <item>
      <resourceId>i-0598c7d356eba48d7</resourceId>
      <resourceType>instance</resourceType>
      <key>stack</key>
      <value>Test</value>
    </item>
  </tagSet>
</DescribeTagsResponse>
```

## Example

This example describes the tags for all your instances tagged with Purpose=[empty string].

## Sample Request

```
https://ec2.amazonaws.com/?Action=DescribeTags
&Filter.1.Name=resource-type
&Filter.1.Value.1=instance
&Filter.2.Name=key
```

```
&Filter.2.Value.1=Purpose
&Filter.3.Name=value
&Filter.3.Value.1=
&AUTHPARAMS
```

## See Also

For more information about using this API in one of the language-specific AWS SDKs, see the following:

- [AWS Command Line Interface](#)
- [AWS SDK for .NET](#)
- [AWS SDK for C++](#)
- [AWS SDK for Go v2](#)
- [AWS SDK for Java V2](#)
- [AWS SDK for JavaScript V3](#)
- [AWS SDK for PHP V3](#)
- [AWS SDK for Python](#)
- [AWS SDK for Ruby V3](#)

# DescribeTrafficMirrorFilterRules

Describe traffic mirror filters that determine the traffic that is mirrored.

## Request Parameters

The following parameters are for this specific action. For more information about required and optional parameters that are common to all actions, see [Common Query Parameters](#).

### DryRun

Checks whether you have the required permissions for the action, without actually making the request, and provides an error response. If you have the required permissions, the error response is `DryRunOperation`. Otherwise, it is `UnauthorizedOperation`.

Type: Boolean

Required: No

### Filter.N

Traffic mirror filters.

- `traffic-mirror-filter-rule-id`: The ID of the Traffic Mirror rule.
- `traffic-mirror-filter-id`: The ID of the filter that this rule is associated with.
- `rule-number`: The number of the Traffic Mirror rule.
- `rule-action`: The action taken on the filtered traffic. Possible actions are `accept` and `reject`.
- `traffic-direction`: The traffic direction. Possible directions are `ingress` and `egress`.
- `protocol`: The protocol, for example UDP, assigned to the Traffic Mirror rule.
- `source-cidr-block`: The source CIDR block assigned to the Traffic Mirror rule.
- `destination-cidr-block`: The destination CIDR block assigned to the Traffic Mirror rule.
- `description`: The description of the Traffic Mirror rule.

Type: Array of [Filter](#) objects

Required: No



## MaxResults

The maximum number of results to return with a single call. To retrieve the remaining results, make another call with the returned `nextToken` value.

Type: Integer

Valid Range: Minimum value of 5. Maximum value of 1000.

Required: No

## NextToken

The token for the next page of results.

Type: String

Required: No

## TrafficMirrorFilterId

Traffic filter ID.

Type: String

Required: No

## TrafficMirrorFilterRuleId.N

Traffic filter rule IDs.

Type: Array of strings

Required: No

## Response Elements

The following elements are returned by the service.

### nextToken

The token to use to retrieve the next page of results. The value is `null` when there are no more results to return.

Type: String

## requestId

The ID of the request.

Type: String

## trafficMirrorFilterRuleSet

Traffic mirror rules.

Type: Array of [TrafficMirrorFilterRule](#) objects

## Errors

For information about the errors that are common to all actions, see [Common client error codes](#).

## See Also

For more information about using this API in one of the language-specific AWS SDKs, see the following:

- [AWS Command Line Interface](#)
- [AWS SDK for .NET](#)
- [AWS SDK for C++](#)
- [AWS SDK for Go v2](#)
- [AWS SDK for Java V2](#)
- [AWS SDK for JavaScript V3](#)
- [AWS SDK for PHP V3](#)
- [AWS SDK for Python](#)
- [AWS SDK for Ruby V3](#)

# DescribeTrafficMirrorFilters

Describes one or more Traffic Mirror filters.

## Request Parameters

The following parameters are for this specific action. For more information about required and optional parameters that are common to all actions, see [Common Query Parameters](#).

### DryRun

Checks whether you have the required permissions for the action, without actually making the request, and provides an error response. If you have the required permissions, the error response is `DryRunOperation`. Otherwise, it is `UnauthorizedOperation`.

Type: Boolean

Required: No

### Filter.N

One or more filters. The possible values are:

- `description`: The Traffic Mirror filter description.
- `traffic-mirror-filter-id`: The ID of the Traffic Mirror filter.

Type: Array of [Filter](#) objects

Required: No

### MaxResults

The maximum number of results to return with a single call. To retrieve the remaining results, make another call with the returned `nextToken` value.

Type: Integer

Valid Range: Minimum value of 5. Maximum value of 1000.

Required: No

### NextToken

The token for the next page of results.

Type: String

Required: No

### **TrafficMirrorFilterId.N**

The ID of the Traffic Mirror filter.

Type: Array of strings

Required: No

## **Response Elements**

The following elements are returned by the service.

### **nextToken**

The token to use to retrieve the next page of results. The value is `null` when there are no more results to return.

Type: String

### **requestId**

The ID of the request.

Type: String

### **trafficMirrorFilterSet**

Information about one or more Traffic Mirror filters.

Type: Array of [TrafficMirrorFilter](#) objects

## **Errors**

For information about the errors that are common to all actions, see [Common client error codes](#).

## **See Also**

For more information about using this API in one of the language-specific AWS SDKs, see the following:

- [AWS Command Line Interface](#)
- [AWS SDK for .NET](#)
- [AWS SDK for C++](#)
- [AWS SDK for Go v2](#)
- [AWS SDK for Java V2](#)
- [AWS SDK for JavaScript V3](#)
- [AWS SDK for PHP V3](#)
- [AWS SDK for Python](#)
- [AWS SDK for Ruby V3](#)

# DescribeTrafficMirrorSessions

Describes one or more Traffic Mirror sessions. By default, all Traffic Mirror sessions are described. Alternatively, you can filter the results.

## Request Parameters

The following parameters are for this specific action. For more information about required and optional parameters that are common to all actions, see [Common Query Parameters](#).

### DryRun

Checks whether you have the required permissions for the action, without actually making the request, and provides an error response. If you have the required permissions, the error response is `DryRunOperation`. Otherwise, it is `UnauthorizedOperation`.

Type: Boolean

Required: No

### Filter.N

One or more filters. The possible values are:

- `description`: The Traffic Mirror session description.
- `network-interface-id`: The ID of the Traffic Mirror session network interface.
- `owner-id`: The ID of the account that owns the Traffic Mirror session.
- `packet-length`: The assigned number of packets to mirror.
- `session-number`: The assigned session number.
- `traffic-mirror-filter-id`: The ID of the Traffic Mirror filter.
- `traffic-mirror-session-id`: The ID of the Traffic Mirror session.
- `traffic-mirror-target-id`: The ID of the Traffic Mirror target.
- `virtual-network-id`: The virtual network ID of the Traffic Mirror session.

Type: Array of [Filter](#) objects

Required: No

## MaxResults

The maximum number of results to return with a single call. To retrieve the remaining results, make another call with the returned `nextToken` value.

Type: Integer

Valid Range: Minimum value of 5. Maximum value of 1000.

Required: No

## NextToken

The token for the next page of results.

Type: String

Required: No

## TrafficMirrorSessionId.N

The ID of the Traffic Mirror session.

Type: Array of strings

Required: No

## Response Elements

The following elements are returned by the service.

### nextToken

The token to use to retrieve the next page of results. The value is `null` when there are no more results to return.

Type: String

### requestId

The ID of the request.

Type: String

## trafficMirrorSessionSet

Describes one or more Traffic Mirror sessions. By default, all Traffic Mirror sessions are described. Alternatively, you can filter the results.

Type: Array of [TrafficMirrorSession](#) objects

## Errors

For information about the errors that are common to all actions, see [Common client error codes](#).

## See Also

For more information about using this API in one of the language-specific AWS SDKs, see the following:

- [AWS Command Line Interface](#)
- [AWS SDK for .NET](#)
- [AWS SDK for C++](#)
- [AWS SDK for Go v2](#)
- [AWS SDK for Java V2](#)
- [AWS SDK for JavaScript V3](#)
- [AWS SDK for PHP V3](#)
- [AWS SDK for Python](#)
- [AWS SDK for Ruby V3](#)



# DescribeTrafficMirrorTargets

Information about one or more Traffic Mirror targets.

## Request Parameters

The following parameters are for this specific action. For more information about required and optional parameters that are common to all actions, see [Common Query Parameters](#).

### DryRun

Checks whether you have the required permissions for the action, without actually making the request, and provides an error response. If you have the required permissions, the error response is `DryRunOperation`. Otherwise, it is `UnauthorizedOperation`.

Type: Boolean

Required: No

### Filter.N

One or more filters. The possible values are:

- `description`: The Traffic Mirror target description.
- `network-interface-id`: The ID of the Traffic Mirror session network interface.
- `network-load-balancer-arn`: The Amazon Resource Name (ARN) of the Network Load Balancer that is associated with the session.
- `owner-id`: The ID of the account that owns the Traffic Mirror session.
- `traffic-mirror-target-id`: The ID of the Traffic Mirror target.

Type: Array of [Filter](#) objects

Required: No

### MaxResults

The maximum number of results to return with a single call. To retrieve the remaining results, make another call with the returned `nextToken` value.

Type: Integer

Valid Range: Minimum value of 5. Maximum value of 1000.

Required: No

### **NextToken**

The token for the next page of results.

Type: String

Required: No

### **TrafficMirrorTargetId.N**

The ID of the Traffic Mirror targets.

Type: Array of strings

Required: No

## **Response Elements**

The following elements are returned by the service.

### **nextToken**

The token to use to retrieve the next page of results. The value is `null` when there are no more results to return.

Type: String

### **requestId**

The ID of the request.

Type: String

### **trafficMirrorTargetSet**

Information about one or more Traffic Mirror targets.

Type: Array of [TrafficMirrorTarget](#) objects

## **Errors**

For information about the errors that are common to all actions, see [Common client error codes](#).

## See Also

For more information about using this API in one of the language-specific AWS SDKs, see the following:

- [AWS Command Line Interface](#)
- [AWS SDK for .NET](#)
- [AWS SDK for C++](#)
- [AWS SDK for Go v2](#)
- [AWS SDK for Java V2](#)
- [AWS SDK for JavaScript V3](#)
- [AWS SDK for PHP V3](#)
- [AWS SDK for Python](#)
- [AWS SDK for Ruby V3](#)

# DescribeTransitGatewayAttachments

Describes one or more attachments between resources and transit gateways. By default, all attachments are described. Alternatively, you can filter the results by attachment ID, attachment state, resource ID, or resource owner.

## Request Parameters

The following parameters are for this specific action. For more information about required and optional parameters that are common to all actions, see [Common Query Parameters](#).

### DryRun

Checks whether you have the required permissions for the action, without actually making the request, and provides an error response. If you have the required permissions, the error response is `DryRunOperation`. Otherwise, it is `UnauthorizedOperation`.

Type: Boolean

Required: No

### Filter.N

One or more filters. The possible values are:

- `association.state` - The state of the association (`associating` | `associated` | `disassociating`).
- `association.transit-gateway-route-table-id` - The ID of the route table for the transit gateway.
- `resource-id` - The ID of the resource.
- `resource-owner-id` - The ID of the AWS account that owns the resource.
- `resource-type` - The resource type. Valid values are `vpc` | `vpn` | `direct-connect-gateway` | `peering` | `connect`.
- `state` - The state of the attachment. Valid values are `available` | `deleted` | `deleting` | `failed` | `failing` | `initiatingRequest` | `modifying` | `pendingAcceptance` | `pending` | `rollingBack` | `rejected` | `rejecting`.
- `transit-gateway-attachment-id` - The ID of the attachment.
- `transit-gateway-id` - The ID of the transit gateway.
- `transit-gateway-owner-id` - The ID of the AWS account that owns the transit gateway.

Type: Array of [Filter](#) objects

Required: No

### **MaxResults**

The maximum number of results to return with a single call. To retrieve the remaining results, make another call with the returned `nextToken` value.

Type: Integer

Valid Range: Minimum value of 5. Maximum value of 1000.

Required: No

### **NextToken**

The token for the next page of results.

Type: String

Required: No

### **TransitGatewayAttachmentIds.N**

The IDs of the attachments.

Type: Array of strings

Required: No

## **Response Elements**

The following elements are returned by the service.

### **nextToken**

The token to use to retrieve the next page of results. This value is `null` when there are no more results to return.

Type: String

### **requestId**

The ID of the request.

Type: String

## **transitGatewayAttachments**

Information about the attachments.

Type: Array of [TransitGatewayAttachment](#) objects

## **Errors**

For information about the errors that are common to all actions, see [Common client error codes](#).

## **See Also**

For more information about using this API in one of the language-specific AWS SDKs, see the following:

- [AWS Command Line Interface](#)
- [AWS SDK for .NET](#)
- [AWS SDK for C++](#)
- [AWS SDK for Go v2](#)
- [AWS SDK for Java V2](#)
- [AWS SDK for JavaScript V3](#)
- [AWS SDK for PHP V3](#)
- [AWS SDK for Python](#)
- [AWS SDK for Ruby V3](#)

# DescribeTransitGatewayConnectPeers

Describes one or more Connect peers.

## Request Parameters

The following parameters are for this specific action. For more information about required and optional parameters that are common to all actions, see [Common Query Parameters](#).

### DryRun

Checks whether you have the required permissions for the action, without actually making the request, and provides an error response. If you have the required permissions, the error response is `DryRunOperation`. Otherwise, it is `UnauthorizedOperation`.

Type: Boolean

Required: No

### Filter.N

One or more filters. The possible values are:

- `state` - The state of the Connect peer (pending | available | deleting | deleted).
- `transit-gateway-attachment-id` - The ID of the attachment.
- `transit-gateway-connect-peer-id` - The ID of the Connect peer.

Type: Array of [Filter](#) objects

Required: No

### MaxResults

The maximum number of results to return with a single call. To retrieve the remaining results, make another call with the returned `nextToken` value.

Type: Integer

Valid Range: Minimum value of 5. Maximum value of 1000.

Required: No

### NextToken

The token for the next page of results.

Type: String

Required: No

### **TransitGatewayConnectPeerIds.N**

The IDs of the Connect peers.

Type: Array of strings

Required: No

## **Response Elements**

The following elements are returned by the service.

### **nextToken**

The token to use to retrieve the next page of results. This value is `null` when there are no more results to return.

Type: String

### **requestId**

The ID of the request.

Type: String

### **transitGatewayConnectPeerSet**

Information about the Connect peers.

Type: Array of [TransitGatewayConnectPeer](#) objects

## **Errors**

For information about the errors that are common to all actions, see [Common client error codes](#).

## **See Also**

For more information about using this API in one of the language-specific AWS SDKs, see the following:



- [AWS Command Line Interface](#)
- [AWS SDK for .NET](#)
- [AWS SDK for C++](#)
- [AWS SDK for Go v2](#)
- [AWS SDK for Java V2](#)
- [AWS SDK for JavaScript V3](#)
- [AWS SDK for PHP V3](#)
- [AWS SDK for Python](#)
- [AWS SDK for Ruby V3](#)

# DescribeTransitGatewayConnects

Describes one or more Connect attachments.

## Request Parameters

The following parameters are for this specific action. For more information about required and optional parameters that are common to all actions, see [Common Query Parameters](#).

### DryRun

Checks whether you have the required permissions for the action, without actually making the request, and provides an error response. If you have the required permissions, the error response is `DryRunOperation`. Otherwise, it is `UnauthorizedOperation`.

Type: Boolean

Required: No

### Filter.N

One or more filters. The possible values are:

- `options.protocol` - The tunnel protocol (`gre`).
- `state` - The state of the attachment (`initiating` | `initiatingRequest` | `pendingAcceptance` | `rollingBack` | `pending` | `available` | `modifying` | `deleting` | `deleted` | `failed` | `rejected` | `rejecting` | `failing`).
- `transit-gateway-attachment-id` - The ID of the Connect attachment.
- `transit-gateway-id` - The ID of the transit gateway.
- `transport-transit-gateway-attachment-id` - The ID of the transit gateway attachment from which the Connect attachment was created.

Type: Array of [Filter](#) objects

Required: No

### MaxResults

The maximum number of results to return with a single call. To retrieve the remaining results, make another call with the returned `nextToken` value.

Type: Integer

Valid Range: Minimum value of 5. Maximum value of 1000.

Required: No

### **NextToken**

The token for the next page of results.

Type: String

Required: No

### **TransitGatewayAttachmentIds.N**

The IDs of the attachments.

Type: Array of strings

Required: No

## **Response Elements**

The following elements are returned by the service.

### **nextToken**

The token to use to retrieve the next page of results. This value is `null` when there are no more results to return.

Type: String

### **requestId**

The ID of the request.

Type: String

### **transitGatewayConnectSet**

Information about the Connect attachments.

Type: Array of [TransitGatewayConnect](#) objects

## Errors

For information about the errors that are common to all actions, see [Common client error codes](#).

## See Also

For more information about using this API in one of the language-specific AWS SDKs, see the following:

- [AWS Command Line Interface](#)
- [AWS SDK for .NET](#)
- [AWS SDK for C++](#)
- [AWS SDK for Go v2](#)
- [AWS SDK for Java V2](#)
- [AWS SDK for JavaScript V3](#)
- [AWS SDK for PHP V3](#)
- [AWS SDK for Python](#)
- [AWS SDK for Ruby V3](#)

# DescribeTransitGatewayMulticastDomains

Describes one or more transit gateway multicast domains.

## Request Parameters

The following parameters are for this specific action. For more information about required and optional parameters that are common to all actions, see [Common Query Parameters](#).

### DryRun

Checks whether you have the required permissions for the action, without actually making the request, and provides an error response. If you have the required permissions, the error response is `DryRunOperation`. Otherwise, it is `UnauthorizedOperation`.

Type: Boolean

Required: No

### Filter.N

One or more filters. The possible values are:

- `state` - The state of the transit gateway multicast domain. Valid values are `pending` | `available` | `deleting` | `deleted`.
- `transit-gateway-id` - The ID of the transit gateway.
- `transit-gateway-multicast-domain-id` - The ID of the transit gateway multicast domain.

Type: Array of [Filter](#) objects

Required: No

### MaxResults

The maximum number of results to return with a single call. To retrieve the remaining results, make another call with the returned `nextToken` value.

Type: Integer

Valid Range: Minimum value of 5. Maximum value of 1000.

Required: No

## NextToken

The token for the next page of results.

Type: String

Required: No

## TransitGatewayMulticastDomainIds.N

The ID of the transit gateway multicast domain.

Type: Array of strings

Required: No

## Response Elements

The following elements are returned by the service.

### nextToken

The token to use to retrieve the next page of results. This value is `null` when there are no more results to return.

Type: String

### requestId

The ID of the request.

Type: String

### transitGatewayMulticastDomains

Information about the transit gateway multicast domains.

Type: Array of [TransitGatewayMulticastDomain](#) objects

## Errors

For information about the errors that are common to all actions, see [Common client error codes](#).

## Examples

### Example 1

This example describes your multicast domains.

#### Sample Request

```
https://ec2.amazonaws.com/?Action=DescribeTransitGatewayMulticastDomains
&AUTHPARAMS
```

#### Sample Response

```
<DescribeTransitGatewayMulticastDomainsResponse xmlns="http://ec2.amazonaws.com/
doc/2016-11-15/">
  <requestId>e19ec53b-f3f5-4eae-97c3-a9605EXAMPLE</requestId>
  <transitGatewayMulticastDomains>
    <item>
      <creationTime>2019-11-19T22:05:50.000Z</creationTime>
      <state>available</state>
      <tagSet/>
      <transitGatewayId>tgw-06150e5ae0EXAMPLE</transitGatewayId>
      <transitGatewayMulticastDomainId>tgw-mcast-domain-0c4905cef7EXAMPLE</
transitGatewayMulticastDomainId>
    </item>
  </transitGatewayMulticastDomains>
</DescribeTransitGatewayMulticastDomainsResponse>
```

## See Also

For more information about using this API in one of the language-specific AWS SDKs, see the following:

- [AWS Command Line Interface](#)
- [AWS SDK for .NET](#)
- [AWS SDK for C++](#)
- [AWS SDK for Go v2](#)
- [AWS SDK for Java V2](#)
- [AWS SDK for JavaScript V3](#)

- [AWS SDK for PHP V3](#)
- [AWS SDK for Python](#)
- [AWS SDK for Ruby V3](#)



# DescribeTransitGatewayPeeringAttachments

Describes your transit gateway peering attachments.

## Request Parameters

The following parameters are for this specific action. For more information about required and optional parameters that are common to all actions, see [Common Query Parameters](#).

### DryRun

Checks whether you have the required permissions for the action, without actually making the request, and provides an error response. If you have the required permissions, the error response is `DryRunOperation`. Otherwise, it is `UnauthorizedOperation`.

Type: Boolean

Required: No

### Filter.N

One or more filters. The possible values are:

- `transit-gateway-attachment-id` - The ID of the transit gateway attachment.
- `local-owner-id` - The ID of your AWS account.
- `remote-owner-id` - The ID of the AWS account in the remote Region that owns the transit gateway.
- `state` - The state of the peering attachment. Valid values are `available` | `deleted` | `deleting` | `failed` | `failing` | `initiatingRequest` | `modifying` | `pendingAcceptance` | `pending` | `rollingBack` | `rejected` | `rejecting`).
- `tag:<key>` - The key/value combination of a tag assigned to the resource. Use the tag key in the filter name and the tag value as the filter value. For example, to find all resources that have a tag with the key `Owner` and the value `TeamA`, specify `tag:Owner` for the filter name and `TeamA` for the filter value.
- `tag-key` - The key of a tag assigned to the resource. Use this filter to find all resources that have a tag with a specific key, regardless of the tag value.
- `transit-gateway-id` - The ID of the transit gateway.

Type: Array of [Filter](#) objects

Required: No

### **MaxResults**

The maximum number of results to return with a single call. To retrieve the remaining results, make another call with the returned `nextToken` value.

Type: Integer

Valid Range: Minimum value of 5. Maximum value of 1000.

Required: No

### **NextToken**

The token for the next page of results.

Type: String

Required: No

### **TransitGatewayAttachmentIds.N**

One or more IDs of the transit gateway peering attachments.

Type: Array of strings

Required: No

## **Response Elements**

The following elements are returned by the service.

### **nextToken**

The token to use to retrieve the next page of results. This value is `null` when there are no more results to return.

Type: String

### **requestId**

The ID of the request.

Type: String

## transitGatewayPeeringAttachments

The transit gateway peering attachments.

Type: Array of [TransitGatewayPeeringAttachment](#) objects

## Errors

For information about the errors that are common to all actions, see [Common client error codes](#).

## Examples

### Example

This example describes your peering attachment.

### Sample Request

```
https://ec2.amazonaws.com/?Action=DescribeTransitGatewayPeeringAttachments
&AUTHPARAMS
```

### Sample Response

```
<DescribeTransitGatewayPeeringAttachmentsResponse xmlns="http://ec2.amazonaws.com/doc/2016-11-15/">
  <requestId>f2ad2616-b1bc-42ab-8533-bd50example</requestId>
  <transitGatewayPeeringAttachments>
    <item>
      <accepterTgwInfo>
        <ownerId>111111111111</ownerId>
        <region>us-west-2</region>
        <transitGatewayId>tgw-123456789012abc12</transitGatewayId>
      </accepterTgwInfo>
      <creationTime>2019-11-11T11:25:31.000Z</creationTime>
      <requesterTgwInfo>
        <ownerId>123456789012</ownerId>
        <region>us-east-1</region>
        <transitGatewayId>tgw-abc123abc123abc12</transitGatewayId>
      </requesterTgwInfo>
      <state>pendingAcceptance</state>
    </item>
  </transitGatewayPeeringAttachments>
  <tagSet/>
</DescribeTransitGatewayPeeringAttachmentsResponse>
```

```
<transitGatewayAttachmentId>tgw-attach-1122334455aabbcc1</  
transitGatewayAttachmentId>  
  </item>  
</transitGatewayPeeringAttachments>  
</DescribeTransitGatewayPeeringAttachmentsResponse>
```

## See Also

For more information about using this API in one of the language-specific AWS SDKs, see the following:

- [AWS Command Line Interface](#)
- [AWS SDK for .NET](#)
- [AWS SDK for C++](#)
- [AWS SDK for Go v2](#)
- [AWS SDK for Java V2](#)
- [AWS SDK for JavaScript V3](#)
- [AWS SDK for PHP V3](#)
- [AWS SDK for Python](#)
- [AWS SDK for Ruby V3](#)

# DescribeTransitGatewayPolicyTables

Describes one or more transit gateway route policy tables.

## Request Parameters

The following parameters are for this specific action. For more information about required and optional parameters that are common to all actions, see [Common Query Parameters](#).

### DryRun

Checks whether you have the required permissions for the action, without actually making the request, and provides an error response. If you have the required permissions, the error response is `DryRunOperation`. Otherwise, it is `UnauthorizedOperation`.

Type: Boolean

Required: No

### Filter.N

The filters associated with the transit gateway policy table.

Type: Array of [Filter](#) objects

Required: No

### MaxResults

The maximum number of results to return with a single call. To retrieve the remaining results, make another call with the returned `nextToken` value.

Type: Integer

Valid Range: Minimum value of 5. Maximum value of 1000.

Required: No

### NextToken

The token for the next page of results.

Type: String

Required: No

### **TransitGatewayPolicyTableIds.N**

The IDs of the transit gateway policy tables.

Type: Array of strings

Required: No

## **Response Elements**

The following elements are returned by the service.

### **nextToken**

The token for the next page of results.

Type: String

### **requestId**

The ID of the request.

Type: String

### **transitGatewayPolicyTables**

Describes the transit gateway policy tables.

Type: Array of [TransitGatewayPolicyTable](#) objects

## **Errors**

For information about the errors that are common to all actions, see [Common client error codes](#).

## **See Also**

For more information about using this API in one of the language-specific AWS SDKs, see the following:

- [AWS Command Line Interface](#)
- [AWS SDK for .NET](#)

- [AWS SDK for C++](#)
- [AWS SDK for Go v2](#)
- [AWS SDK for Java V2](#)
- [AWS SDK for JavaScript V3](#)
- [AWS SDK for PHP V3](#)
- [AWS SDK for Python](#)
- [AWS SDK for Ruby V3](#)

# DescribeTransitGatewayRouteTableAnnouncements

Describes one or more transit gateway route table advertisements.

## Request Parameters

The following parameters are for this specific action. For more information about required and optional parameters that are common to all actions, see [Common Query Parameters](#).

### DryRun

Checks whether you have the required permissions for the action, without actually making the request, and provides an error response. If you have the required permissions, the error response is `DryRunOperation`. Otherwise, it is `UnauthorizedOperation`.

Type: Boolean

Required: No

### Filter.N

The filters associated with the transit gateway policy table.

Type: Array of [Filter](#) objects

Required: No

### MaxResults

The maximum number of results to return with a single call. To retrieve the remaining results, make another call with the returned `nextToken` value.

Type: Integer

Valid Range: Minimum value of 5. Maximum value of 1000.

Required: No

### NextToken

The token for the next page of results.

Type: String



Required: No

### **TransitGatewayRouteTableAnnouncementIds.N**

The IDs of the transit gateway route tables that are being advertised.

Type: Array of strings

Required: No

## **Response Elements**

The following elements are returned by the service.

### **nextToken**

The token for the next page of results.

Type: String

### **requestId**

The ID of the request.

Type: String

### **transitGatewayRouteTableAnnouncements**

Describes the transit gateway route table announcement.

Type: Array of [TransitGatewayRouteTableAnnouncement](#) objects

## **Errors**

For information about the errors that are common to all actions, see [Common client error codes](#).

## **See Also**

For more information about using this API in one of the language-specific AWS SDKs, see the following:

- [AWS Command Line Interface](#)
- [AWS SDK for .NET](#)

- [AWS SDK for C++](#)
- [AWS SDK for Go v2](#)
- [AWS SDK for Java V2](#)
- [AWS SDK for JavaScript V3](#)
- [AWS SDK for PHP V3](#)
- [AWS SDK for Python](#)
- [AWS SDK for Ruby V3](#)

# DescribeTransitGatewayRouteTables

Describes one or more transit gateway route tables. By default, all transit gateway route tables are described. Alternatively, you can filter the results.

## Request Parameters

The following parameters are for this specific action. For more information about required and optional parameters that are common to all actions, see [Common Query Parameters](#).

### DryRun

Checks whether you have the required permissions for the action, without actually making the request, and provides an error response. If you have the required permissions, the error response is `DryRunOperation`. Otherwise, it is `UnauthorizedOperation`.

Type: Boolean

Required: No

### Filter.N

One or more filters. The possible values are:

- `default-association-route-table` - Indicates whether this is the default association route table for the transit gateway (`true` | `false`).
- `default-propagation-route-table` - Indicates whether this is the default propagation route table for the transit gateway (`true` | `false`).
- `state` - The state of the route table (`available` | `deleting` | `deleted` | `pending`).
- `transit-gateway-id` - The ID of the transit gateway.
- `transit-gateway-route-table-id` - The ID of the transit gateway route table.

Type: Array of [Filter](#) objects

Required: No

### MaxResults

The maximum number of results to return with a single call. To retrieve the remaining results, make another call with the returned `nextToken` value.

Type: Integer

Valid Range: Minimum value of 5. Maximum value of 1000.

Required: No

### **NextToken**

The token for the next page of results.

Type: String

Required: No

### **TransitGatewayRouteTableIds.N**

The IDs of the transit gateway route tables.

Type: Array of strings

Required: No

## **Response Elements**

The following elements are returned by the service.

### **nextToken**

The token to use to retrieve the next page of results. This value is `null` when there are no more results to return.

Type: String

### **requestId**

The ID of the request.

Type: String

### **transitGatewayRouteTables**

Information about the transit gateway route tables.

Type: Array of [TransitGatewayRouteTable](#) objects

## Errors

For information about the errors that are common to all actions, see [Common client error codes](#).

## See Also

For more information about using this API in one of the language-specific AWS SDKs, see the following:

- [AWS Command Line Interface](#)
- [AWS SDK for .NET](#)
- [AWS SDK for C++](#)
- [AWS SDK for Go v2](#)
- [AWS SDK for Java V2](#)
- [AWS SDK for JavaScript V3](#)
- [AWS SDK for PHP V3](#)
- [AWS SDK for Python](#)
- [AWS SDK for Ruby V3](#)

# DescribeTransitGateways

Describes one or more transit gateways. By default, all transit gateways are described. Alternatively, you can filter the results.

## Request Parameters

The following parameters are for this specific action. For more information about required and optional parameters that are common to all actions, see [Common Query Parameters](#).

### DryRun

Checks whether you have the required permissions for the action, without actually making the request, and provides an error response. If you have the required permissions, the error response is `DryRunOperation`. Otherwise, it is `UnauthorizedOperation`.

Type: Boolean

Required: No

### Filter.N

One or more filters. The possible values are:

- `options.propagation-default-route-table-id` - The ID of the default propagation route table.
- `options.amazon-side-asn` - The private ASN for the Amazon side of a BGP session.
- `options.association-default-route-table-id` - The ID of the default association route table.
- `options.auto-accept-shared-attachments` - Indicates whether there is automatic acceptance of attachment requests (`enable` | `disable`).
- `options.default-route-table-association` - Indicates whether resource attachments are automatically associated with the default association route table (`enable` | `disable`).
- `options.default-route-table-propagation` - Indicates whether resource attachments automatically propagate routes to the default propagation route table (`enable` | `disable`).
- `options.dns-support` - Indicates whether DNS support is enabled (`enable` | `disable`).
- `options.vpn-ecmp-support` - Indicates whether Equal Cost Multipath Protocol support is enabled (`enable` | `disable`).
- `owner-id` - The ID of the AWS account that owns the transit gateway.

- `state` - The state of the transit gateway (available | deleted | deleting | modifying | pending).
- `transit-gateway-id` - The ID of the transit gateway.
- `tag-key` - The key/value combination of a tag assigned to the resource. Use the tag key in the filter name and the tag value as the filter value. For example, to find all resources that have a tag with the key `Owner` and the value `TeamA`, specify `tag:Owner` for the filter name and `TeamA` for the filter value.

Type: Array of [Filter](#) objects

Required: No

### MaxResults

The maximum number of results to return with a single call. To retrieve the remaining results, make another call with the returned `nextToken` value.

Type: Integer

Valid Range: Minimum value of 5. Maximum value of 1000.

Required: No

### NextToken

The token for the next page of results.

Type: String

Required: No

### TransitGatewayIds.N

The IDs of the transit gateways.

Type: Array of strings

Required: No

## Response Elements

The following elements are returned by the service.

## nextToken

The token to use to retrieve the next page of results. This value is `null` when there are no more results to return.

Type: String

## requestId

The ID of the request.

Type: String

## transitGatewaySet

Information about the transit gateways.

Type: Array of [TransitGateway](#) objects

## Errors

For information about the errors that are common to all actions, see [Common client error codes](#).

## Examples

### Example

This example describes your transit gateways.

### Sample Request

```
https://ec2.amazonaws.com/?Action=DescribeTransitGateways
&AUTHPARAMS
```

### Sample Response

```
<DescribeTransitGatewaysResponse xmlns="http://ec2.amazonaws.com/doc/2016-11-15/">
  <requestId>151283df-f7dc-4317-89b4-01c9888b1d45</requestId>
  <transitGatewaySet>
    <item>
      <creationTime>2019-05-08T13:21:33.000Z</creationTime>
      <description>example tgw</description>
```



```
<options>
  <amazonSideAsn>64512</amazonSideAsn>
  <associationDefaultRouteTableId>tgw-rtb-002573ed1eEXAMPLE</
associationDefaultRouteTableId>
  <autoAcceptSharedAttachments>disable</autoAcceptSharedAttachments>
  <defaultRouteTableAssociation>enable</defaultRouteTableAssociation>
  <defaultRouteTablePropagation>enable</defaultRouteTablePropagation>
  <dnsSupport>enable</dnsSupport>
  <propagationDefaultRouteTableId>tgw-rtb-002573ed1eEXAMPLE</
propagationDefaultRouteTableId>
  <vpnEcmpSupport>enable</vpnEcmpSupport>
</options>
<ownerId>111122223333</ownerId>
<state>available</state>
<tagSet/>
<transitGatewayArn>arn:aws:ec2:us-east-1:111122223333:transit-gateway/
tgw-02f776b1a7EXAMPLE</transitGatewayArn>
  <transitGatewayId>tgw-02f776b1a7EXAMPLE</transitGatewayId>
</item>
</transitGatewaySet>
</DescribeTransitGatewaysResponse>
```

## See Also

For more information about using this API in one of the language-specific AWS SDKs, see the following:

- [AWS Command Line Interface](#)
- [AWS SDK for .NET](#)
- [AWS SDK for C++](#)
- [AWS SDK for Go v2](#)
- [AWS SDK for Java V2](#)
- [AWS SDK for JavaScript V3](#)
- [AWS SDK for PHP V3](#)
- [AWS SDK for Python](#)
- [AWS SDK for Ruby V3](#)

# DescribeTransitGatewayVpcAttachments

Describes one or more VPC attachments. By default, all VPC attachments are described. Alternatively, you can filter the results.

## Request Parameters

The following parameters are for this specific action. For more information about required and optional parameters that are common to all actions, see [Common Query Parameters](#).

### DryRun

Checks whether you have the required permissions for the action, without actually making the request, and provides an error response. If you have the required permissions, the error response is `DryRunOperation`. Otherwise, it is `UnauthorizedOperation`.

Type: Boolean

Required: No

### Filter.N

One or more filters. The possible values are:

- `state` - The state of the attachment. Valid values are `available` | `deleted` | `deleting` | `failed` | `failing` | `initiatingRequest` | `modifying` | `pendingAcceptance` | `pending` | `rollingBack` | `rejected` | `rejecting`.
- `transit-gateway-attachment-id` - The ID of the attachment.
- `transit-gateway-id` - The ID of the transit gateway.
- `vpc-id` - The ID of the VPC.

Type: Array of [Filter](#) objects

Required: No

### MaxResults

The maximum number of results to return with a single call. To retrieve the remaining results, make another call with the returned `nextToken` value.

Type: Integer

Valid Range: Minimum value of 5. Maximum value of 1000.

Required: No

### **NextToken**

The token for the next page of results.

Type: String

Required: No

### **TransitGatewayAttachmentIds.N**

The IDs of the attachments.

Type: Array of strings

Required: No

## **Response Elements**

The following elements are returned by the service.

### **nextToken**

The token to use to retrieve the next page of results. This value is `null` when there are no more results to return.

Type: String

### **requestId**

The ID of the request.

Type: String

### **transitGatewayVpcAttachments**

Information about the VPC attachments.

Type: Array of [TransitGatewayVpcAttachment](#) objects

## **Errors**

For information about the errors that are common to all actions, see [Common client error codes](#).

## Examples

### Example

This example describes your transit gateway VPC attachments.

### Sample Request

```
https://ec2.amazonaws.com/?Action=DescribeTransitGatewayVpcAttachment
&AUTHPARAMS
```

### Sample Response

```
<DescribeTransitGatewayVpcAttachmentsResponse xmlns="http://ec2.amazonaws.com/
doc/2016-11-15/">
  <requestId>5eeb22d7-c1cf-4efd-9725-1e92e8f9a4e7</requestId>
  <transitGatewayVpcAttachments>
    <item>
      <creationTime>2019-07-17T16:04:27.000Z</creationTime>
      <options>
        <dnsSupport>enable</dnsSupport>
        <ipv6Support>disable</ipv6Support>
      </options>
      <state>available</state>
      <subnetIds>
        <item>subnet-0187aff814EXAMPLE</item>
      </subnetIds>
      <tagSet/>
      <transitGatewayAttachmentId>tgw-attach-0d2c54bdb3EXAMPLE</
transitGatewayAttachmentId>
      <transitGatewayId>tgw-02f776b1a7EXAMPLE</transitGatewayId>
      <vpcId>vpc-0065acced4EXAMPLE</vpcId>
      <vpcOwnerId>111122223333</vpcOwnerId>
    </item>
  </transitGatewayVpcAttachments>
</DescribeTransitGatewayVpcAttachmentsResponse>
```

### See Also

For more information about using this API in one of the language-specific AWS SDKs, see the following:

- [AWS Command Line Interface](#)
- [AWS SDK for .NET](#)
- [AWS SDK for C++](#)
- [AWS SDK for Go v2](#)
- [AWS SDK for Java V2](#)
- [AWS SDK for JavaScript V3](#)
- [AWS SDK for PHP V3](#)
- [AWS SDK for Python](#)
- [AWS SDK for Ruby V3](#)

# DescribeTrunkInterfaceAssociations

Describes one or more network interface trunk associations.

## Request Parameters

The following parameters are for this specific action. For more information about required and optional parameters that are common to all actions, see [Common Query Parameters](#).

### AssociationId.N

The IDs of the associations.

Type: Array of strings

Required: No

### DryRun

Checks whether you have the required permissions for the action, without actually making the request, and provides an error response. If you have the required permissions, the error response is `DryRunOperation`. Otherwise, it is `UnauthorizedOperation`.

Type: Boolean

Required: No

### Filter.N

One or more filters.

- `gre-key` - The ID of a trunk interface association.
- `interface-protocol` - The interface protocol. Valid values are VLAN and GRE.

Type: Array of [Filter](#) objects

Required: No

### MaxResults

The maximum number of results to return with a single call. To retrieve the remaining results, make another call with the returned `nextToken` value.

Type: Integer

Valid Range: Minimum value of 5. Maximum value of 255.

Required: No

### **NextToken**

The token for the next page of results.

Type: String

Required: No

## **Response Elements**

The following elements are returned by the service.

### **interfaceAssociationSet**

Information about the trunk associations.

Type: Array of [TrunkInterfaceAssociation](#) objects

### **nextToken**

The token to use to retrieve the next page of results. This value is `null` when there are no more results to return.

Type: String

### **requestId**

The ID of the request.

Type: String

## **Errors**

For information about the errors that are common to all actions, see [Common client error codes](#).

## **See Also**

For more information about using this API in one of the language-specific AWS SDKs, see the following:

- [AWS Command Line Interface](#)
- [AWS SDK for .NET](#)
- [AWS SDK for C++](#)
- [AWS SDK for Go v2](#)
- [AWS SDK for Java V2](#)
- [AWS SDK for JavaScript V3](#)
- [AWS SDK for PHP V3](#)
- [AWS SDK for Python](#)
- [AWS SDK for Ruby V3](#)



# DescribeVerifiedAccessEndpoints

Describes the specified AWS Verified Access endpoints.

## Request Parameters

The following parameters are for this specific action. For more information about required and optional parameters that are common to all actions, see [Common Query Parameters](#).

### DryRun

Checks whether you have the required permissions for the action, without actually making the request, and provides an error response. If you have the required permissions, the error response is `DryRunOperation`. Otherwise, it is `UnauthorizedOperation`.

Type: Boolean

Required: No

### Filter.N

One or more filters. Filter names and values are case-sensitive.

Type: Array of [Filter](#) objects

Required: No

### MaxResults

The maximum number of results to return with a single call. To retrieve the remaining results, make another call with the returned `nextToken` value.

Type: Integer

Valid Range: Minimum value of 5. Maximum value of 1000.

Required: No

### NextToken

The token for the next page of results.

Type: String

Required: No

### **VerifiedAccessEndpointId.N**

The ID of the Verified Access endpoint.

Type: Array of strings

Required: No

### **VerifiedAccessGroupId**

The ID of the Verified Access group.

Type: String

Required: No

### **VerifiedAccessInstanceId**

The ID of the Verified Access instance.

Type: String

Required: No

## **Response Elements**

The following elements are returned by the service.

### **nextToken**

The token to use to retrieve the next page of results. This value is `null` when there are no more results to return.

Type: String

### **requestId**

The ID of the request.

Type: String

### **verifiedAccessEndpointSet**

Details about the Verified Access endpoints.

Type: Array of [VerifiedAccessEndpoint](#) objects

## Errors

For information about the errors that are common to all actions, see [Common client error codes](#).

## See Also

For more information about using this API in one of the language-specific AWS SDKs, see the following:

- [AWS Command Line Interface](#)
- [AWS SDK for .NET](#)
- [AWS SDK for C++](#)
- [AWS SDK for Go v2](#)
- [AWS SDK for Java V2](#)
- [AWS SDK for JavaScript V3](#)
- [AWS SDK for PHP V3](#)
- [AWS SDK for Python](#)
- [AWS SDK for Ruby V3](#)

# DescribeVerifiedAccessGroups

Describes the specified Verified Access groups.

## Request Parameters

The following parameters are for this specific action. For more information about required and optional parameters that are common to all actions, see [Common Query Parameters](#).

### DryRun

Checks whether you have the required permissions for the action, without actually making the request, and provides an error response. If you have the required permissions, the error response is `DryRunOperation`. Otherwise, it is `UnauthorizedOperation`.

Type: Boolean

Required: No

### Filter.N

One or more filters. Filter names and values are case-sensitive.

Type: Array of [Filter](#) objects

Required: No

### MaxResults

The maximum number of results to return with a single call. To retrieve the remaining results, make another call with the returned `nextToken` value.

Type: Integer

Valid Range: Minimum value of 5. Maximum value of 1000.

Required: No

### NextToken

The token for the next page of results.

Type: String

Required: No

### **VerifiedAccessGroupId.N**

The ID of the Verified Access groups.

Type: Array of strings

Required: No

### **VerifiedAccessInstanceId**

The ID of the Verified Access instance.

Type: String

Required: No

## **Response Elements**

The following elements are returned by the service.

### **nextToken**

The token to use to retrieve the next page of results. This value is `null` when there are no more results to return.

Type: String

### **requestId**

The ID of the request.

Type: String

### **verifiedAccessGroupSet**

Details about the Verified Access groups.

Type: Array of [VerifiedAccessGroup](#) objects

## **Errors**

For information about the errors that are common to all actions, see [Common client error codes](#).

## See Also

For more information about using this API in one of the language-specific AWS SDKs, see the following:

- [AWS Command Line Interface](#)
- [AWS SDK for .NET](#)
- [AWS SDK for C++](#)
- [AWS SDK for Go v2](#)
- [AWS SDK for Java V2](#)
- [AWS SDK for JavaScript V3](#)
- [AWS SDK for PHP V3](#)
- [AWS SDK for Python](#)
- [AWS SDK for Ruby V3](#)

# DescribeVerifiedAccessInstanceLoggingConfigurations

Describes the specified AWS Verified Access instances.

## Request Parameters

The following parameters are for this specific action. For more information about required and optional parameters that are common to all actions, see [Common Query Parameters](#).

### DryRun

Checks whether you have the required permissions for the action, without actually making the request, and provides an error response. If you have the required permissions, the error response is `DryRunOperation`. Otherwise, it is `UnauthorizedOperation`.

Type: Boolean

Required: No

### Filter.N

One or more filters. Filter names and values are case-sensitive.

Type: Array of [Filter](#) objects

Required: No

### MaxResults

The maximum number of results to return with a single call. To retrieve the remaining results, make another call with the returned `nextToken` value.

Type: Integer

Valid Range: Minimum value of 1. Maximum value of 10.

Required: No

### NextToken

The token for the next page of results.

Type: String

Required: No

### **VerifiedAccessInstanceId.N**

The IDs of the Verified Access instances.

Type: Array of strings

Required: No

## **Response Elements**

The following elements are returned by the service.

### **loggingConfigurationSet**

The logging configuration for the Verified Access instances.

Type: Array of [VerifiedAccessInstanceLoggingConfiguration](#) objects

### **nextToken**

The token to use to retrieve the next page of results. This value is null when there are no more results to return.

Type: String

### **requestId**

The ID of the request.

Type: String

## **Errors**

For information about the errors that are common to all actions, see [Common client error codes](#).

## **See Also**

For more information about using this API in one of the language-specific AWS SDKs, see the following:

- [AWS Command Line Interface](#)



- [AWS SDK for .NET](#)
- [AWS SDK for C++](#)
- [AWS SDK for Go v2](#)
- [AWS SDK for Java V2](#)
- [AWS SDK for JavaScript V3](#)
- [AWS SDK for PHP V3](#)
- [AWS SDK for Python](#)
- [AWS SDK for Ruby V3](#)

# DescribeVerifiedAccessInstances

Describes the specified AWS Verified Access instances.

## Request Parameters

The following parameters are for this specific action. For more information about required and optional parameters that are common to all actions, see [Common Query Parameters](#).

### DryRun

Checks whether you have the required permissions for the action, without actually making the request, and provides an error response. If you have the required permissions, the error response is `DryRunOperation`. Otherwise, it is `UnauthorizedOperation`.

Type: Boolean

Required: No

### Filter.N

One or more filters. Filter names and values are case-sensitive.

Type: Array of [Filter](#) objects

Required: No

### MaxResults

The maximum number of results to return with a single call. To retrieve the remaining results, make another call with the returned `nextToken` value.

Type: Integer

Valid Range: Minimum value of 5. Maximum value of 200.

Required: No

### NextToken

The token for the next page of results.

Type: String

Required: No

### **VerifiedAccessInstanceId.N**

The IDs of the Verified Access instances.

Type: Array of strings

Required: No

## **Response Elements**

The following elements are returned by the service.

### **nextToken**

The token to use to retrieve the next page of results. This value is `null` when there are no more results to return.

Type: String

### **requestId**

The ID of the request.

Type: String

### **verifiedAccessInstanceSet**

Details about the Verified Access instances.

Type: Array of [VerifiedAccessInstance](#) objects

## **Errors**

For information about the errors that are common to all actions, see [Common client error codes](#).

## **See Also**

For more information about using this API in one of the language-specific AWS SDKs, see the following:

- [AWS Command Line Interface](#)

- [AWS SDK for .NET](#)
- [AWS SDK for C++](#)
- [AWS SDK for Go v2](#)
- [AWS SDK for Java V2](#)
- [AWS SDK for JavaScript V3](#)
- [AWS SDK for PHP V3](#)
- [AWS SDK for Python](#)
- [AWS SDK for Ruby V3](#)

# DescribeVerifiedAccessTrustProviders

Describes the specified AWS Verified Access trust providers.

## Request Parameters

The following parameters are for this specific action. For more information about required and optional parameters that are common to all actions, see [Common Query Parameters](#).

### DryRun

Checks whether you have the required permissions for the action, without actually making the request, and provides an error response. If you have the required permissions, the error response is `DryRunOperation`. Otherwise, it is `UnauthorizedOperation`.

Type: Boolean

Required: No

### Filter.N

One or more filters. Filter names and values are case-sensitive.

Type: Array of [Filter](#) objects

Required: No

### MaxResults

The maximum number of results to return with a single call. To retrieve the remaining results, make another call with the returned `nextToken` value.

Type: Integer

Valid Range: Minimum value of 5. Maximum value of 200.

Required: No

### NextToken

The token for the next page of results.

Type: String

Required: No

### **VerifiedAccessTrustProviderId.N**

The IDs of the Verified Access trust providers.

Type: Array of strings

Required: No

## **Response Elements**

The following elements are returned by the service.

### **nextToken**

The token to use to retrieve the next page of results. This value is `null` when there are no more results to return.

Type: String

### **requestId**

The ID of the request.

Type: String

### **verifiedAccessTrustProviderSet**

Details about the Verified Access trust providers.

Type: Array of [VerifiedAccessTrustProvider](#) objects

## **Errors**

For information about the errors that are common to all actions, see [Common client error codes](#).

## **See Also**

For more information about using this API in one of the language-specific AWS SDKs, see the following:

- [AWS Command Line Interface](#)

- [AWS SDK for .NET](#)
- [AWS SDK for C++](#)
- [AWS SDK for Go v2](#)
- [AWS SDK for Java V2](#)
- [AWS SDK for JavaScript V3](#)
- [AWS SDK for PHP V3](#)
- [AWS SDK for Python](#)
- [AWS SDK for Ruby V3](#)

# DescribeVolumeAttribute

Describes the specified attribute of the specified volume. You can specify only one attribute at a time.

For more information about EBS volumes, see [Amazon EBS volumes](#) in the *Amazon EBS User Guide*.

## Request Parameters

The following parameters are for this specific action. For more information about required and optional parameters that are common to all actions, see [Common Query Parameters](#).

### Attribute

The attribute of the volume. This parameter is required.

Type: String

Valid Values: `autoEnableIO` | `productCodes`

Required: Yes

### DryRun

Checks whether you have the required permissions for the action, without actually making the request, and provides an error response. If you have the required permissions, the error response is `DryRunOperation`. Otherwise, it is `UnauthorizedOperation`.

Type: Boolean

Required: No

### VolumeId

The ID of the volume.

Type: String

Required: Yes

## Response Elements

The following elements are returned by the service.



## autoEnableIO

The state of autoEnableIO attribute.

Type: [AttributeBooleanValue](#) object

## productCodes

A list of product codes.

Type: Array of [ProductCode](#) objects

## requestId

The ID of the request.

Type: String

## volumeId

The ID of the volume.

Type: String

## Errors

For information about the errors that are common to all actions, see [Common client error codes](#).

## Examples

### Example

This example describes the autoEnableIO attribute of the volume vol-1234567890abcdef0.

### Sample Request

```
https://ec2.amazonaws.com/?Action=DescribeVolumeAttribute
&Attribute=autoEnableIO
&VolumeId=vol-1234567890abcdef0
&AUTHPARAMS
```

### Sample Response

```
<DescribeVolumeAttributeResponse xmlns="http://ec2.amazonaws.com/doc/2016-11-15/">
```

```
<requestId>5jkdf074-37ed-4004-8671-a78ee82bf1cbEXAMPLE</requestId>
<volumeId>vol-1234567890abcdef0</volumeId>
<autoEnableIO>
  <value>>false</value>
</autoEnableIO>
</DescribeVolumeAttributeResponse>
```

## Example

This example describes the `productCodes` attribute of the volume `vol-1234567890abcdef0`.

## Sample Request

```
https://ec2.amazonaws.com/?Action=DescribeVolumeAttribute
&Attribute=productCodes
&VolumeId=vol-1234567890abcdef0
&AUTHPARAMS
```

## Sample Response

```
<DescribeVolumeAttributeResponse xmlns="http://ec2.amazonaws.com/doc/2016-11-15/">
  <requestId>5jkdf074-37ed-4004-8671-a78ee82bf1cbEXAMPLE</requestId>
  <volumeId>vol-1234567890abcdef0</volumeId>
  <productCodes>
    <item>
      <productCode>a1b2c3d4e5f6g7h8i9j10k11</productCode>
      <type>marketplace</type>
    </item>
  </productCodes>
</DescribeVolumeAttributeResponse>
```

## See Also

For more information about using this API in one of the language-specific AWS SDKs, see the following:

- [AWS Command Line Interface](#)
- [AWS SDK for .NET](#)
- [AWS SDK for C++](#)
- [AWS SDK for Go v2](#)

- [AWS SDK for Java V2](#)
- [AWS SDK for JavaScript V3](#)
- [AWS SDK for PHP V3](#)
- [AWS SDK for Python](#)
- [AWS SDK for Ruby V3](#)

# DescribeVolumes

Describes the specified EBS volumes or all of your EBS volumes.

If you are describing a long list of volumes, we recommend that you paginate the output to make the list more manageable. For more information, see [Pagination](#).

For more information about EBS volumes, see [Amazon EBS volumes](#) in the *Amazon EBS User Guide*.

## Important

We strongly recommend using only paginated requests. Unpaginated requests are susceptible to throttling and timeouts.

## Note

The order of the elements in the response, including those within nested structures, might vary. Applications should not assume the elements appear in a particular order.

## Request Parameters

The following parameters are for this specific action. For more information about required and optional parameters that are common to all actions, see [Common Query Parameters](#).

### DryRun

Checks whether you have the required permissions for the action, without actually making the request, and provides an error response. If you have the required permissions, the error response is `DryRunOperation`. Otherwise, it is `UnauthorizedOperation`.

Type: Boolean

Required: No

### Filter.N

The filters.

- `attachment.attach-time` - The time stamp when the attachment initiated.

- `attachment.delete-on-termination` - Whether the volume is deleted on instance termination.
- `attachment.device` - The device name specified in the block device mapping (for example, `/dev/sda1`).
- `attachment.instance-id` - The ID of the instance the volume is attached to.
- `attachment.status` - The attachment state (`attaching` | `attached` | `detaching`).
- `availability-zone` - The Availability Zone in which the volume was created.
- `create-time` - The time stamp when the volume was created.
- `encrypted` - Indicates whether the volume is encrypted (`true` | `false`)
- `multi-attach-enabled` - Indicates whether the volume is enabled for Multi-Attach (`true` | `false`)
- `fast-restored` - Indicates whether the volume was created from a snapshot that is enabled for fast snapshot restore (`true` | `false`).
- `size` - The size of the volume, in GiB.
- `snapshot-id` - The snapshot from which the volume was created.
- `status` - The state of the volume (`creating` | `available` | `in-use` | `deleting` | `deleted` | `error`).
- `tag:<key>` - The key/value combination of a tag assigned to the resource. Use the tag key in the filter name and the tag value as the filter value. For example, to find all resources that have a tag with the key `Owner` and the value `TeamA`, specify `tag:Owner` for the filter name and `TeamA` for the filter value.
- `tag-key` - The key of a tag assigned to the resource. Use this filter to find all resources assigned a tag with a specific key, regardless of the tag value.
- `volume-id` - The volume ID.
- `volume-type` - The Amazon EBS volume type (`gp2` | `gp3` | `io1` | `io2` | `st1` | `sc1` | `standard`)

Type: Array of [Filter](#) objects

Required: No

### MaxResults

The maximum number of items to return for this request. To get the next page of items, make another request with the token returned in the output. For more information, see [Pagination](#).

Type: Integer

Required: No

### **NextToken**

The token returned from a previous paginated request. Pagination continues from the end of the items returned by the previous request.

Type: String

Required: No

### **VolumeId.N**

The volume IDs. If not specified, then all volumes are included in the response.

Type: Array of strings

Required: No

## **Response Elements**

The following elements are returned by the service.

### **nextToken**

The token to include in another request to get the next page of items. This value is null when there are no more items to return.

Type: String

### **requestId**

The ID of the request.

Type: String

### **volumeSet**

Information about the volumes.

Type: Array of [Volume](#) objects

## Errors

For information about the errors that are common to all actions, see [Common client error codes](#).

## Examples

### Example

This example describes all volumes associated with your account.

### Sample Request

```
https://ec2.amazonaws.com/?Action=DescribeVolumes
&AUTHPARAMS
```

### Sample Response

```
<DescribeVolumesResponse xmlns="http://ec2.amazonaws.com/doc/2016-11-15/">
  <requestId>59dbff89-35bd-4eac-99ed-be587EXAMPLE</requestId>
  <volumeSet>
    <item>
      <volumeId>vol-1234567890abcdef0</volumeId>
      <size>80</size>
      <snapshotId/>
      <availabilityZone>us-east-1a</availabilityZone>
      <status>in-use</status>
      <createTime>YYYY-MM-DDTHH:MM:SS.SSSZ</createTime>
      <attachmentSet>
        <item>
          <volumeId>vol-1234567890abcdef0</volumeId>
          <instanceId>i-1234567890abcdef0</instanceId>
          <device>/dev/sdh</device>
          <status>attached</status>
          <attachTime>YYYY-MM-DDTHH:MM:SS.SSSZ</attachTime>
          <deleteOnTermination>>false</deleteOnTermination>
        </item>
      </attachmentSet>
      <volumeType>standard</volumeType>
      <encrypted>>true</encrypted>
      <multiAttachEnabled>>false</multiAttachEnabled>
    </item>
  </volumeSet>
```

```
</DescribeVolumesResponse>
```

## See Also

For more information about using this API in one of the language-specific AWS SDKs, see the following:

- [AWS Command Line Interface](#)
- [AWS SDK for .NET](#)
- [AWS SDK for C++](#)
- [AWS SDK for Go v2](#)
- [AWS SDK for Java V2](#)
- [AWS SDK for JavaScript V3](#)
- [AWS SDK for PHP V3](#)
- [AWS SDK for Python](#)
- [AWS SDK for Ruby V3](#)



# DescribeVolumesModifications

Describes the most recent volume modification request for the specified EBS volumes.

For more information, see [Monitor the progress of volume modifications](#) in the *Amazon EBS User Guide*.

## Request Parameters

The following parameters are for this specific action. For more information about required and optional parameters that are common to all actions, see [Common Query Parameters](#).

### DryRun

Checks whether you have the required permissions for the action, without actually making the request, and provides an error response. If you have the required permissions, the error response is `DryRunOperation`. Otherwise, it is `UnauthorizedOperation`.

Type: Boolean

Required: No

### Filter.N

The filters.

- `modification-state` - The current modification state (modifying | optimizing | completed | failed).
- `original-iops` - The original IOPS rate of the volume.
- `original-size` - The original size of the volume, in GiB.
- `original-volume-type` - The original volume type of the volume (standard | io1 | io2 | gp2 | sc1 | st1).
- `originalMultiAttachEnabled` - Indicates whether Multi-Attach support was enabled (true | false).
- `start-time` - The modification start time.
- `target-iops` - The target IOPS rate of the volume.
- `target-size` - The target size of the volume, in GiB.
- `target-volume-type` - The target volume type of the volume (standard | io1 | io2 | gp2 | sc1 | st1).

- `targetMultiAttachEnabled` - Indicates whether Multi-Attach support is to be enabled (true | false).
- `volume-id` - The ID of the volume.

Type: Array of [Filter](#) objects

Required: No

### MaxResults

The maximum number of results (up to a limit of 500) to be returned in a paginated request. For more information, see [Pagination](#).

Type: Integer

Required: No

### NextToken

The token returned from a previous paginated request. Pagination continues from the end of the items returned by the previous request.

Type: String

Required: No

### VolumId.N

The IDs of the volumes.

Type: Array of strings

Required: No

## Response Elements

The following elements are returned by the service.

### nextToken

The token to include in another request to get the next page of items. This value is `null` when there are no more items to return.

Type: String

## requestId

The ID of the request.

Type: String

## volumeModificationSet

Information about the volume modifications.

Type: Array of [VolumeModification](#) objects

## Errors

For information about the errors that are common to all actions, see [Common client error codes](#).

## Examples

### Example 1

This example displays volume status after modifications to size, type, IOPS provisioning, and Multi-Attach support.

### Sample Request

```
https://ec2.amazonaws.com/?Action=DescribeVolumesModifications
&VolumeId.1=vol-0123456789EXAMPLE
&Version=2016-11-15
```

### Sample Response

```
<DescribeVolumesModificationsResponse xmlns="http://ec2.amazonaws.com/doc/2016-11-15/">
  <requestId>59dbff89-35bd-4eac-99ed-be587EXAMPLE</requestId>
  <volumeModificationSet>
    <item>
      <targetIops>10000</targetIops>
      <originalIops>300</originalIops>
      <modificationState>optimizing</modificationState>
      <targetSize>200</targetSize>
      <targetVolumeType>io1</targetVolumeType>
      <volumeId>vol-0123456789EXAMPLE</volumeId>
      <progress>40</progress>
```

```
<startTime>2017-01-19T23:58:04.922Z</startTime>
<originalSize>100</originalSize>
<originalVolumeType>gp2</originalVolumeType>
<originalMultiAttachEnabled>>false</originalMultiAttachEnabled>
<targetMultiAttachEnabled>>true</targetMultiAttachEnabled>
</item>
</volumeModificationSet>
</DescribeVolumesModificationsResponse>
```

## Example 2

This example displays information about all volumes in a Region with a modification state of optimizing or completed.

## Sample Request

```
https://ec2.amazonaws.com/?Action=DescribeVolumesModifications
&Filter.1.Value.2=completed
&Filter.1.Value.1=optimizing
&Version=2016-11-15
&Filter.1.Name=modification-state
```

## Sample Response

```
<DescribeVolumesModificationsResponse xmlns="http://ec2.amazonaws.com/
doc/2016-11-15/">
  <requestId>35fdf8d3-6ffa-46dc-8f8e-62fe70bc31a2</requestId>
  <volumeModificationSet>
    <item>
      <targetIops>10000</targetIops>
      <originalIops>100</originalIops>
      <modificationState>optimizing</modificationState>
      <targetSize>2000</targetSize>
      <targetVolumeType>io1</targetVolumeType>
      <volumeId>vol-06397e7a0eEXAMPLE</volumeId>
      <progress>3</progress>
      <startTime>2017-02-10T23:40:57.612Z</startTime>
      <originalSize>10</originalSize>
      <originalVolumeType>gp2</originalVolumeType>
    </item>
    <item>
```

```
<targetIops>10000</targetIops>
<originalIops>100</originalIops>
<modificationState>completed</modificationState>
<targetSize>200</targetSize>
<targetVolumeType>io1</targetVolumeType>
<volumeId>vol-bEXAMPLE</volumeId>
<progress>100</progress>
<startTime>2017-02-10T22:50:52.207Z</startTime>
<endTime>2017-02-10T22:56:04.823Z</endTime>
<originalSize>8</originalSize>
<originalVolumeType>gp2</originalVolumeType>
</item>
</volumeModificationSet>
</DescribeVolumesModificationsResponse>
```

## See Also

For more information about using this API in one of the language-specific AWS SDKs, see the following:

- [AWS Command Line Interface](#)
- [AWS SDK for .NET](#)
- [AWS SDK for C++](#)
- [AWS SDK for Go v2](#)
- [AWS SDK for Java V2](#)
- [AWS SDK for JavaScript V3](#)
- [AWS SDK for PHP V3](#)
- [AWS SDK for Python](#)
- [AWS SDK for Ruby V3](#)

## DescribeVolumeStatus

Describes the status of the specified volumes. Volume status provides the result of the checks performed on your volumes to determine events that can impair the performance of your volumes. The performance of a volume can be affected if an issue occurs on the volume's underlying host. If the volume's underlying host experiences a power outage or system issue, after the system is restored, there could be data inconsistencies on the volume. Volume events notify you if this occurs. Volume actions notify you if any action needs to be taken in response to the event.

The DescribeVolumeStatus operation provides the following information about the specified volumes:

**Status:** Reflects the current status of the volume. The possible values are `ok`, `impaired`, `warning`, or `insufficient-data`. If all checks pass, the overall status of the volume is `ok`. If the check fails, the overall status is `impaired`. If the status is `insufficient-data`, then the checks might still be taking place on your volume at the time. We recommend that you retry the request. For more information about volume status, see [Monitor the status of your volumes](#) in the *Amazon EBS User Guide*.

**Events:** Reflect the cause of a volume status and might require you to take action. For example, if your volume returns an `impaired` status, then the volume event might be `potential-data-inconsistency`. This means that your volume has been affected by an issue with the underlying host, has all I/O operations disabled, and might have inconsistent data.

**Actions:** Reflect the actions you might have to take in response to an event. For example, if the status of the volume is `impaired` and the volume event shows `potential-data-inconsistency`, then the action shows `enable-volume-io`. This means that you may want to enable the I/O operations for the volume by calling the [EnableVolumeIO](#) action and then check the volume for data consistency.

Volume status is based on the volume status checks, and does not reflect the volume state. Therefore, volume status does not indicate volumes in the `error` state (for example, when a volume is incapable of accepting I/O.)

### Note

The order of the elements in the response, including those within nested structures, might vary. Applications should not assume the elements appear in a particular order.

## Request Parameters

The following parameters are for this specific action. For more information about required and optional parameters that are common to all actions, see [Common Query Parameters](#).

### DryRun

Checks whether you have the required permissions for the action, without actually making the request, and provides an error response. If you have the required permissions, the error response is `DryRunOperation`. Otherwise, it is `UnauthorizedOperation`.

Type: Boolean

Required: No

### Filter.N

The filters.

- `action.code` - The action code for the event (for example, `enable-volume-io`).
- `action.description` - A description of the action.
- `action.event-id` - The event ID associated with the action.
- `availability-zone` - The Availability Zone of the instance.
- `event.description` - A description of the event.
- `event.event-id` - The event ID.
- `event.event-type` - The event type (for `io-enabled`: `passed` | `failed`; for `io-performance`: `io-performance:degraded` | `io-performance:severely-degraded` | `io-performance:stalled`).
- `event.not-after` - The latest end time for the event.
- `event.not-before` - The earliest start time for the event.
- `volume-status.details-name` - The cause for `volume-status.status` (`io-enabled` | `io-performance`).
- `volume-status.details-status` - The status of `volume-status.details-name` (for `io-enabled`: `passed` | `failed`; for `io-performance`: `normal` | `degraded` | `severely-degraded` | `stalled`).
- `volume-status.status` - The status of the volume (`ok` | `impaired` | `warning` | `insufficient-data`).

Type: Array of [Filter](#) objects

Required: No

### **MaxResults**

The maximum number of items to return for this request. To get the next page of items, make another request with the token returned in the output. For more information, see [Pagination](#).

Type: Integer

Required: No

### **NextToken**

The token returned from a previous paginated request. Pagination continues from the end of the items returned by the previous request.

Type: String

Required: No

### **Volumeld.N**

The IDs of the volumes.

Default: Describes all your volumes.

Type: Array of strings

Required: No

## **Response Elements**

The following elements are returned by the service.

### **nextToken**

The token to include in another request to get the next page of items. This value is null when there are no more items to return.

Type: String

### **requestId**

The ID of the request.



Type: String

## volumeStatusSet

Information about the status of the volumes.

Type: Array of [VolumeStatusItem](#) objects

## Errors

For information about the errors that are common to all actions, see [Common client error codes](#).

## Examples

### Example

This example describes the status of all the volumes associated with your account.

### Sample Request

```
https://ec2.amazonaws.com/?Action=DescribeVolumeStatus
&AUTHPARAMS
```

### Sample Response

```
<DescribeVolumeStatus xmlns="http://ec2.amazonaws.com/doc/2016-11-15/">
  <requestId>5jkdf074-37ed-4004-8671-a78ee82bf1cbEXAMPLE</requestId>
  <volumeStatusSet>
    <item>
      <VolumeId>vol-1234567890abcdef0</VolumeId>
      <availabilityZone>us-east-1d</availabilityZone>
      <volumeStatus>
        <status>ok</status>
        <details>
          <item>
            <title>io-enabled</title>
            <status>passed</status>
          </item>
        </details>
      </volumeStatus>
    </item>
    <item>
```

```
<volumeId>vol-1234567890abcdef1</volumeId>
<availabilityZone>us-east-1d</availabilityZone>
<volumeStatus>
  <status>impaired</status>
  <details>
    <item>
      <title>io-enabled</title>
      <status>failed</status>
    </item>
  </details>
</volumeStatus>
<eventsSet>
  <item>
    <eventId>evol-61a54008</eventId>
    <eventType>potential-data-inconsistency</eventType>
    <description>THIS IS AN EXAMPLE</description>
    <notBefore>2011-12-01T14:00:00.000Z</notBefore>
    <notAfter>2011-12-01T15:00:00.000Z</notAfter>
  </item>
</eventsSet>
<actionsSet>
  <item>
    <code>enable-volume-io</code>
    <eventId> evol-61a54008</eventId>
    <eventType>potential-data-inconsistency</eventType>
    <description>THIS IS AN EXAMPLE</description>
  </item>
</actionsSet>
</item>
</volumeStatusSet>
</DescribeVolumesStatusResponse>
```

## Example

This example describes all the volumes in the us-east-1d Availability Zone with failed io-enabled status.

## Sample Request

```
https://ec2.amazonaws.com/?Action=DescribeVolumeStatus
&Filter.1.Name=availability-zone
&Filter.1.Value.1=us-east-1d
&Filter.2.Name=volume-status.details-name
```

```
&Filter.2.Value.1=io-enabled
&Filter.3.Name=volume-status.details-status
&Filter.3.Value.1=failed
&AUTHPARAMS
```

## See Also

For more information about using this API in one of the language-specific AWS SDKs, see the following:

- [AWS Command Line Interface](#)
- [AWS SDK for .NET](#)
- [AWS SDK for C++](#)
- [AWS SDK for Go v2](#)
- [AWS SDK for Java V2](#)
- [AWS SDK for JavaScript V3](#)
- [AWS SDK for PHP V3](#)
- [AWS SDK for Python](#)
- [AWS SDK for Ruby V3](#)

# DescribeVpcAttribute

Describes the specified attribute of the specified VPC. You can specify only one attribute at a time.

## Request Parameters

The following parameters are for this specific action. For more information about required and optional parameters that are common to all actions, see [Common Query Parameters](#).

### Attribute

The VPC attribute.

Type: String

Valid Values: `enableDnsSupport` | `enableDnsHostnames` | `enableNetworkAddressUsageMetrics`

Required: Yes

### DryRun

Checks whether you have the required permissions for the action, without actually making the request, and provides an error response. If you have the required permissions, the error response is `DryRunOperation`. Otherwise, it is `UnauthorizedOperation`.

Type: Boolean

Required: No

### VpcId

The ID of the VPC.

Type: String

Required: Yes

## Response Elements

The following elements are returned by the service.

## **enableDnsHostnames**

Indicates whether the instances launched in the VPC get DNS hostnames. If this attribute is `true`, instances in the VPC get DNS hostnames; otherwise, they do not.

Type: [AttributeBooleanValue](#) object

## **enableDnsSupport**

Indicates whether DNS resolution is enabled for the VPC. If this attribute is `true`, the Amazon DNS server resolves DNS hostnames for your instances to their corresponding IP addresses; otherwise, it does not.

Type: [AttributeBooleanValue](#) object

## **enableNetworkAddressUsageMetrics**

Indicates whether Network Address Usage metrics are enabled for your VPC.

Type: [AttributeBooleanValue](#) object

## **requestId**

The ID of the request.

Type: String

## **vpcId**

The ID of the VPC.

Type: String

## **Errors**

For information about the errors that are common to all actions, see [Common client error codes](#).

## **Examples**

### **Example 1**

This example describes the `enableDnsSupport` attribute of the specified VPC. The sample response indicates that DNS resolution is supported.

## Sample Request

```
https://ec2.amazonaws.com/?Action=DescribeVpcAttribute
&VpcId=vpc-1a2b3c4d
&Attribute=enableDnsSupport
&AUTHPARAMS
```

## Sample Response

```
<DescribeVpcAttributeResponse xmlns="http://ec2.amazonaws.com/doc/2016-11-15/">
  <requestId>7a62c49f-347e-4fc4-9331-6e8eEXAMPLE</requestId>
  <vpcId>vpc-1a2b3c4d</vpcId>
  <enableDnsSupport>
    <value>true</value>
  </enableDnsSupport>
</DescribeVpcAttributeResponse>
```

## Example 2

This request describes the `enableDnsHostnames` attribute of the specified VPC. The sample response indicates that DNS hostnames are supported.

## Sample Request

```
https://ec2.amazonaws.com/?Action=DescribeVpcAttribute
&VpcId=vpc-1a2b3c4d
&Attribute=enableDnsHostnames
&AUTHPARAMS
```

## Sample Response

```
<DescribeVpcAttributeResponse xmlns="http://ec2.amazonaws.com/doc/2016-11-15/">
  <requestId>7a62c49f-347e-4fc4-9331-6e8eEXAMPLE</requestId>
  <vpcId>vpc-1a2b3c4d</vpcId>
  <enableDnsHostnames>
    <value>true</value>
  </enableDnsHostnames>
</DescribeVpcAttributeResponse>
```

## See Also

For more information about using this API in one of the language-specific AWS SDKs, see the following:

- [AWS Command Line Interface](#)
- [AWS SDK for .NET](#)
- [AWS SDK for C++](#)
- [AWS SDK for Go v2](#)
- [AWS SDK for Java V2](#)
- [AWS SDK for JavaScript V3](#)
- [AWS SDK for PHP V3](#)
- [AWS SDK for Python](#)
- [AWS SDK for Ruby V3](#)

# DescribeVpcClassicLink

## Note

This action is deprecated.

Describes the ClassicLink status of the specified VPCs.

## Request Parameters

The following parameters are for this specific action. For more information about required and optional parameters that are common to all actions, see [Common Query Parameters](#).

### DryRun

Checks whether you have the required permissions for the action, without actually making the request, and provides an error response. If you have the required permissions, the error response is `DryRunOperation`. Otherwise, it is `UnauthorizedOperation`.

Type: Boolean

Required: No

### Filter.N

The filters.

- `is-classic-link-enabled` - Whether the VPC is enabled for ClassicLink (`true` | `false`).
- `tag:<key>` - The key/value combination of a tag assigned to the resource. Use the tag key in the filter name and the tag value as the filter value. For example, to find all resources that have a tag with the key `Owner` and the value `TeamA`, specify `tag:Owner` for the filter name and `TeamA` for the filter value.
- `tag-key` - The key of a tag assigned to the resource. Use this filter to find all resources assigned a tag with a specific key, regardless of the tag value.

Type: Array of [Filter](#) objects

Required: No



## VpcId.N

The VPCs for which you want to describe the ClassicLink status.

Type: Array of strings

Required: No

## Response Elements

The following elements are returned by the service.

### requestId

The ID of the request.

Type: String

### vpcSet

The ClassicLink status of the VPCs.

Type: Array of [VpcClassicLink](#) objects

## Errors

For information about the errors that are common to all actions, see [Common client error codes](#).

## See Also

For more information about using this API in one of the language-specific AWS SDKs, see the following:

- [AWS Command Line Interface](#)
- [AWS SDK for .NET](#)
- [AWS SDK for C++](#)
- [AWS SDK for Go v2](#)
- [AWS SDK for Java V2](#)
- [AWS SDK for JavaScript V3](#)

- [AWS SDK for PHP V3](#)
- [AWS SDK for Python](#)
- [AWS SDK for Ruby V3](#)

# DescribeVpcClassicLinkDnsSupport

**Note**

This action is deprecated.

Describes the ClassicLink DNS support status of one or more VPCs. If enabled, the DNS hostname of a linked EC2-Classic instance resolves to its private IP address when addressed from an instance in the VPC to which it's linked. Similarly, the DNS hostname of an instance in a VPC resolves to its private IP address when addressed from a linked EC2-Classic instance.

## Request Parameters

The following parameters are for this specific action. For more information about required and optional parameters that are common to all actions, see [Common Query Parameters](#).

### MaxResults

The maximum number of items to return for this request. To get the next page of items, make another request with the token returned in the output. For more information, see [Pagination](#).

Type: Integer

Valid Range: Minimum value of 5. Maximum value of 255.

Required: No

### NextToken

The token returned from a previous paginated request. Pagination continues from the end of the items returned by the previous request.

Type: String

Length Constraints: Minimum length of 1. Maximum length of 1024.

Required: No

### VpcIds.N

The IDs of the VPCs.

Type: Array of strings

Required: No

## Response Elements

The following elements are returned by the service.

### nextToken

The token to include in another request to get the next page of items. This value is null when there are no more items to return.

Type: String

Length Constraints: Minimum length of 1. Maximum length of 1024.

### requestId

The ID of the request.

Type: String

### vpcs

Information about the ClassicLink DNS support status of the VPCs.

Type: Array of [ClassicLinkDnsSupport](#) objects

## Errors

For information about the errors that are common to all actions, see [Common client error codes](#).

## See Also

For more information about using this API in one of the language-specific AWS SDKs, see the following:

- [AWS Command Line Interface](#)
- [AWS SDK for .NET](#)
- [AWS SDK for C++](#)

- [AWS SDK for Go v2](#)
- [AWS SDK for Java V2](#)
- [AWS SDK for JavaScript V3](#)
- [AWS SDK for PHP V3](#)
- [AWS SDK for Python](#)
- [AWS SDK for Ruby V3](#)

# DescribeVpcEndpointConnectionNotifications

Describes the connection notifications for VPC endpoints and VPC endpoint services.

## Request Parameters

The following parameters are for this specific action. For more information about required and optional parameters that are common to all actions, see [Common Query Parameters](#).

### ConnectionNotificationId

The ID of the notification.

Type: String

Required: No

### DryRun

Checks whether you have the required permissions for the action, without actually making the request, and provides an error response. If you have the required permissions, the error response is `DryRunOperation`. Otherwise, it is `UnauthorizedOperation`.

Type: Boolean

Required: No

### Filter.N

The filters.

- `connection-notification-arn` - The ARN of the SNS topic for the notification.
- `connection-notification-id` - The ID of the notification.
- `connection-notification-state` - The state of the notification (Enabled | Disabled).
- `connection-notification-type` - The type of notification (Topic).
- `service-id` - The ID of the endpoint service.
- `vpc-endpoint-id` - The ID of the VPC endpoint.

Type: Array of [Filter](#) objects

Required: No

## MaxResults

The maximum number of results to return in a single call. To retrieve the remaining results, make another request with the returned NextToken value.

Type: Integer

Required: No

## NextToken

The token to request the next page of results.

Type: String

Required: No

## Response Elements

The following elements are returned by the service.

### connectionNotificationSet

The notifications.

Type: Array of [ConnectionNotification](#) objects

### nextToken

The token to use to retrieve the next page of results. This value is null when there are no more results to return.

Type: String

### requestId

The ID of the request.

Type: String

## Errors

For information about the errors that are common to all actions, see [Common client error codes](#).

## Examples

### Example

This example describes all of your connection notifications.

### Sample Request

```
https://ec2.amazonaws.com/?Action=DescribeVpcEndpointConnectionNotifications
&AUTHPARAMS
```

### Sample Response

```
<DescribeVpcEndpointConnectionNotificationsResponse xmlns="http://ec2.amazonaws.com/doc/2016-11-15/">
  <requestId>48541e40-9b6f-488e-8da7-a52a7example</requestId>
  <connectionNotificationSet>
    <item>
      <connectionNotificationArn>arn:aws:sns:us-east-1:123456789012:EndpointNotification</connectionNotificationArn>
      <connectionEvents>
        <item>Accept</item>
        <item>Connect</item>
        <item>Delete</item>
        <item>Reject</item>
      </connectionEvents>
      <connectionNotificationType>Topic</connectionNotificationType>
      <connectionNotificationState>Enabled</connectionNotificationState>
      <connectionNotificationId>vpce-nfn-123cb952bc8af7123</connectionNotificationId>
      <vpcEndpointId>vpce-1234151a02f327123</vpcEndpointId>
    </item>
  </connectionNotificationSet>
</DescribeVpcEndpointConnectionNotificationsResponse>
```

### See Also

For more information about using this API in one of the language-specific AWS SDKs, see the following:

- [AWS Command Line Interface](#)



- [AWS SDK for .NET](#)
- [AWS SDK for C++](#)
- [AWS SDK for Go v2](#)
- [AWS SDK for Java V2](#)
- [AWS SDK for JavaScript V3](#)
- [AWS SDK for PHP V3](#)
- [AWS SDK for Python](#)
- [AWS SDK for Ruby V3](#)

# DescribeVpcEndpointConnections

Describes the VPC endpoint connections to your VPC endpoint services, including any endpoints that are pending your acceptance.

## Request Parameters

The following parameters are for this specific action. For more information about required and optional parameters that are common to all actions, see [Common Query Parameters](#).

### DryRun

Checks whether you have the required permissions for the action, without actually making the request, and provides an error response. If you have the required permissions, the error response is `DryRunOperation`. Otherwise, it is `UnauthorizedOperation`.

Type: Boolean

Required: No

### Filter.N

The filters.

- `ip-address-type` - The IP address type (`ipv4` | `ipv6`).
- `service-id` - The ID of the service.
- `vpc-endpoint-owner` - The ID of the AWS account ID that owns the endpoint.
- `vpc-endpoint-state` - The state of the endpoint (`pendingAcceptance` | `pending` | `available` | `deleting` | `deleted` | `rejected` | `failed`).
- `vpc-endpoint-id` - The ID of the endpoint.

Type: Array of [Filter](#) objects

Required: No

### MaxResults

The maximum number of results to return for the request in a single page. The remaining results of the initial request can be seen by sending another request with the returned `NextToken` value. This value can be between 5 and 1,000; if `MaxResults` is given a value larger than 1,000, only 1,000 results are returned.

Type: Integer

Required: No

### **NextToken**

The token to retrieve the next page of results.

Type: String

Required: No

## **Response Elements**

The following elements are returned by the service.

### **nextToken**

The token to use to retrieve the next page of results. This value is `null` when there are no more results to return.

Type: String

### **requestId**

The ID of the request.

Type: String

### **vpcEndpointConnectionSet**

Information about the VPC endpoint connections.

Type: Array of [VpcEndpointConnection](#) objects

## **Errors**

For information about the errors that are common to all actions, see [Common client error codes](#).

## **Examples**

### **Example**

This example describes all of the VPC endpoint connections for all of your services.

## Sample Request

```
https://ec2.amazonaws.com/?Action=DescribeVpcEndpointConnections
&AUTHPARAMS
```

## Sample Response

```
<DescribeVpcEndpointConnectionsResponse xmlns="http://ec2.amazonaws.com/
doc/2016-11-15/">
  <requestId>ed2d237f-426b-4927-981b-980example</requestId>
  <vpcEndpointConnectionSet>
    <item>
      <vpcEndpointOwner>123456789012</vpcEndpointOwner>
      <creationTimestamp>2017-10-19T12:36:10.939Z</creationTimestamp>
      <vpcEndpointState>available</vpcEndpointState>
      <serviceId>vpce-svc-0127881c0d25a3123</serviceId>
      <vpcEndpointId>vpce-09bce00dc3edcc329</vpcEndpointId>
    </item>
    <item>
      <vpcEndpointOwner>112233445566</vpcEndpointOwner>
      <creationTimestamp>2017-10-18T12:14:41.892Z</creationTimestamp>
      <vpcEndpointState>rejected</vpcEndpointState>
      <serviceId>vpce-svc-0435c4480f65e3abc</serviceId>
      <vpcEndpointId>vpce-051a4ba136c8a12d8</vpcEndpointId>
    </item>
    <item>
      <vpcEndpointOwner>123123123123</vpcEndpointOwner>
      <creationTimestamp>2017-10-18T13:25:07.739Z</creationTimestamp>
      <vpcEndpointState>pendingAcceptance</vpcEndpointState>
      <serviceId>vpce-svc-01f406f3e99f8a123</serviceId>
      <vpcEndpointId>vpce-09593ee8e85835659</vpcEndpointId>
    </item>
  </vpcEndpointConnectionSet>
</DescribeVpcEndpointConnectionsResponse>
```

## See Also

For more information about using this API in one of the language-specific AWS SDKs, see the following:

- [AWS Command Line Interface](#)
- [AWS SDK for .NET](#)

- [AWS SDK for C++](#)
- [AWS SDK for Go v2](#)
- [AWS SDK for Java V2](#)
- [AWS SDK for JavaScript V3](#)
- [AWS SDK for PHP V3](#)
- [AWS SDK for Python](#)
- [AWS SDK for Ruby V3](#)

# DescribeVpcEndpoints

Describes your VPC endpoints. The default is to describe all your VPC endpoints. Alternatively, you can specify specific VPC endpoint IDs or filter the results to include only the VPC endpoints that match specific criteria.

## Request Parameters

The following parameters are for this specific action. For more information about required and optional parameters that are common to all actions, see [Common Query Parameters](#).

### DryRun

Checks whether you have the required permissions for the action, without actually making the request, and provides an error response. If you have the required permissions, the error response is `DryRunOperation`. Otherwise, it is `UnauthorizedOperation`.

Type: Boolean

Required: No

### Filter.N

The filters.

- `ip-address-type` - The IP address type (`ipv4` | `ipv6`).
- `service-name` - The name of the service.
- `tag:<key>` - The key/value combination of a tag assigned to the resource. Use the tag key in the filter name and the tag value as the filter value. For example, to find all resources that have a tag with the key `Owner` and the value `TeamA`, specify `tag:Owner` for the filter name and `TeamA` for the filter value.
- `tag-key` - The key of a tag assigned to the resource. Use this filter to find all resources assigned a tag with a specific key, regardless of the tag value.
- `vpc-id` - The ID of the VPC in which the endpoint resides.
- `vpc-endpoint-id` - The ID of the endpoint.
- `vpc-endpoint-state` - The state of the endpoint (`pendingAcceptance` | `pending` | `available` | `deleting` | `deleted` | `rejected` | `failed`).
- `vpc-endpoint-type` - The type of VPC endpoint (`Interface` | `Gateway` | `GatewayLoadBalancer`).

Type: Array of [Filter](#) objects

Required: No

### **MaxResults**

The maximum number of items to return for this request. The request returns a token that you can specify in a subsequent call to get the next set of results.

Constraint: If the value is greater than 1,000, we return only 1,000 items.

Type: Integer

Required: No

### **NextToken**

The token for the next set of items to return. (You received this token from a prior call.)

Type: String

Required: No

### **VpcEndpointId.N**

The IDs of the VPC endpoints.

Type: Array of strings

Required: No

## **Response Elements**

The following elements are returned by the service.

### **nextToken**

The token to use when requesting the next set of items. If there are no additional items to return, the string is empty.

Type: String

### **requestId**

The ID of the request.

Type: String

## vpcEndpointSet

Information about the VPC endpoints.

Type: Array of [VpcEndpoint](#) objects

## Errors

For information about the errors that are common to all actions, see [Common client error codes](#).

## Examples

### Example

This example describes all of your endpoints.

### Sample Request

```
https://ec2.amazonaws.com/?Action=DescribeVpcEndpoints
&AUTHPARAMS
```

### Sample Response

```
<DescribeVpcEndpointsResponse xmlns="http://ec2.amazonaws.com/doc/2016-11-15/">
  <requestId>8d3e7656-3328-451d-8c86-7156example</requestId>
  <vpcEndpointSet>
    <item>
      <policyDocument>{"Version":"2008-10-17","Statement":
[{"Effect":"Allow","Principal": "*", "Action": "*", "Resource": "*"}]}</policyDocument>
      <routeTableIdSet>
        <item>rtb-3d560345</item>
      </routeTableIdSet>
      <dnsEntrySet/>
      <serviceName>com.amazonaws.us-east-1.dynamodb</serviceName>
      <privateDnsEnabled>true</privateDnsEnabled>
      <groupSet/>
      <vpcEndpointId>vpce-032a826a</vpcEndpointId>
      <subnetIdSet/>
      <networkInterfaceIdSet/>
      <vpcEndpointType>Gateway</vpcEndpointType>
      <vpcId>vpc-aabb1122</vpcId>
      <creationTimestamp>2017-09-05T20:41:28Z</creationTimestamp>
```



```

    <state>available</state>
    <tagSet>
      <item>
        <key>Name</key>
        <value>TeamA</value>
      </item>
    </tagSet>
  </item>
  <item>
    <policyDocument>{"Statement": [{"Action": "*", "Effect": "Allow",
"Principal": "*", "Resource": "*}]}</policyDocument>
    <routeTableIdSet/>
    <dnsEntrySet>
      <item>
        <hostedZoneId>Z7HUB22UULQXV</hostedZoneId>
        <dnsName>vpce-0f89a33420c1931d7-bluzidnv.elasticloadbalancing.us-
east-1.vpce.amazonaws.com</dnsName>
      </item>
      <item>
        <hostedZoneId>Z7HUB22UULQXV</hostedZoneId>
        <dnsName>vpce-0f89a33420c1931d7-bluzidnv-us-
east-1b.elasticloadbalancing.us-east-1.vpce.amazonaws.com</dnsName>
      </item>
      <item>
        <hostedZoneId>Z7HUB22UULQXV</hostedZoneId>
        <dnsName>vpce-0f89a33420c1931d7-bluzidnv-us-
east-1a.elasticloadbalancing.us-east-1.vpce.amazonaws.com</dnsName>
      </item>
    </dnsEntrySet>
    <serviceName>com.amazonaws.us-east-1.elasticloadbalancing</serviceName>
    <privateDnsEnabled>>false</privateDnsEnabled>
    <groupSet>
      <item>
        <groupName>default</groupName>
        <groupId>sg-54e8bf31</groupId>
      </item>
    </groupSet>
    <vpcEndpointId>vpce-0f89a33420c1931d7</vpcEndpointId>
    <subnetIdSet>
      <item>subnet-d6fcaa8d</item>
      <item>subnet-7b16de0c</item>
    </subnetIdSet>
    <networkInterfaceIdSet>
      <item>eni-2ec2b084</item>

```

```
        <item>eni-1b4a65cf</item>
      </networkInterfaceIdSet>
      <vpcEndpointType>Interface</vpcEndpointType>
      <vpcId>vpc-1a2b3c4d</vpcId>
      <creationTimestamp>2017-09-05T17:55:27.583Z</creationTimestamp>
      <state>available</state>
      <tagSet>
        <item>
          <key>Name</key>
          <value>TeamA</value>
        </item>
      </tagSet>
    </item>
    <item>
      <creationTimestamp>2020-11-11T08:06:03.522Z</creationTimestamp>
      <networkInterfaceIdSet>
        <item>eni-1111112222223333aad</item>
      </networkInterfaceIdSet>
      <ownerId>123456789012</ownerId>
      <requesterManaged>>false</requesterManaged>
      <serviceName>com.amazonaws.vpce.us-east-1.vpce-svc-abcd33a1c4321c123</
serviceName>
      <state>available</state>
      <subnetIdSet>
        <item>subnet-aaaabbbb333322211</item>
      </subnetIdSet>
      <tagSet/>
      <vpcEndpointId>vpce-22223333bbbbaaaa1</vpcEndpointId>
      <vpcEndpointType>GatewayLoadBalancer</vpcEndpointType>
      <vpcId>vpc-abcabcabc12312312</vpcId>
    </item>
  </vpcEndpointSet>
</DescribeVpcEndpointsResponse>
```

## See Also

For more information about using this API in one of the language-specific AWS SDKs, see the following:

- [AWS Command Line Interface](#)
- [AWS SDK for .NET](#)
- [AWS SDK for C++](#)

- [AWS SDK for Go v2](#)
- [AWS SDK for Java V2](#)
- [AWS SDK for JavaScript V3](#)
- [AWS SDK for PHP V3](#)
- [AWS SDK for Python](#)
- [AWS SDK for Ruby V3](#)

# DescribeVpcEndpointServiceConfigurations

Describes the VPC endpoint service configurations in your account (your services).

## Request Parameters

The following parameters are for this specific action. For more information about required and optional parameters that are common to all actions, see [Common Query Parameters](#).

### DryRun

Checks whether you have the required permissions for the action, without actually making the request, and provides an error response. If you have the required permissions, the error response is `DryRunOperation`. Otherwise, it is `UnauthorizedOperation`.

Type: Boolean

Required: No

### Filter.N

The filters.

- `service-name` - The name of the service.
- `service-id` - The ID of the service.
- `service-state` - The state of the service (`Pending` | `Available` | `Deleting` | `Deleted` | `Failed`).
- `supported-ip-address-types` - The IP address type (`ipv4` | `ipv6`).
- `tag:<key>` - The key/value combination of a tag assigned to the resource. Use the tag key in the filter name and the tag value as the filter value. For example, to find all resources that have a tag with the key `Owner` and the value `TeamA`, specify `tag:Owner` for the filter name and `TeamA` for the filter value.
- `tag-key` - The key of a tag assigned to the resource. Use this filter to find all resources assigned a tag with a specific key, regardless of the tag value.

Type: Array of [Filter](#) objects

Required: No

## MaxResults

The maximum number of results to return for the request in a single page. The remaining results of the initial request can be seen by sending another request with the returned `NextToken` value. This value can be between 5 and 1,000; if `MaxResults` is given a value larger than 1,000, only 1,000 results are returned.

Type: Integer

Required: No

## NextToken

The token to retrieve the next page of results.

Type: String

Required: No

## ServiceId.N

The IDs of the endpoint services.

Type: Array of strings

Required: No

## Response Elements

The following elements are returned by the service.

### nextToken

The token to use to retrieve the next page of results. This value is `null` when there are no more results to return.

Type: String

### requestId

The ID of the request.

Type: String

## serviceConfigurationSet

Information about the services.

Type: Array of [ServiceConfiguration](#) objects

## Errors

For information about the errors that are common to all actions, see [Common client error codes](#).

## Examples

### Example

This example describes all of your VPC endpoint service configurations.

### Sample Request

```
https://ec2.amazonaws.com/?Action=DescribeVpcEndpointServiceConfigurations
&AUTHPARAMS
```

### Sample Response

```
<DescribeVpcEndpointServiceConfigurationsResponse xmlns="http://ec2.amazonaws.com/doc/2016-11-15/">
  <requestId>d5bad480-0167-4a7f-a1c6-2651example</requestId>
  <serviceConfigurationSet>
    <item>
      <serviceState>Available</serviceState>
      <serviceType>
        <item>
          <serviceType>Interface</serviceType>
        </item>
      </serviceType>
      <baseEndpointDnsNameSet>
        <item>vpce-svc-0799b7d1c483b0123.us-east-1.vpce.amazonaws.com</item>
      </baseEndpointDnsNameSet>
      <acceptanceRequired>true</acceptanceRequired>
      <availabilityZoneSet>
        <item>us-east-1d</item>
      </availabilityZoneSet>
      <serviceId>vpce-svc-0799b7d1c483b0123</serviceId>
    </item>
  </serviceConfigurationSet>
</DescribeVpcEndpointServiceConfigurationsResponse>
```

```
        <serviceName>com.amazonaws.vpce.us-east-1.vpce-svc-0799b7d1c483b0123</
serviceName>
        <networkLoadBalancerArnSet>
            <item>arn:aws:elasticloadbalancing:us-east-1:123456789012:loadbalancer/
net/mynlb/1238753950b25123</item>
        </networkLoadBalancerArnSet>
        <tagSet>
            <item>
                <key>Name</key>
                <value>TeamA</value>
            </item>
        </tagSet>
    </item>
    <item>
        <serviceState>Available</serviceState>
        <serviceType>
            <item>
                <serviceType>GatewayLoadBalancer</serviceType>
            </item>
        </serviceType>
        <acceptanceRequired>>false</acceptanceRequired>
        <availabilityZoneSet>
            <item>us-east-1d</item>
        </availabilityZoneSet>
        <serviceId>vpce-svc-123abcc1298abc123</serviceId>
        <serviceName>com.amazonaws.vpce.us-east-1.vpce-svc-123abcc1298abc123</
serviceName>
        <gatewayLoadBalancerArnSet>
            <item>arn:aws:elasticloadbalancing:us-east-1:123456789012:loadbalancer/
gwy/GWLBSservice/abc210844e429abc</item>
        </gatewayLoadBalancerArnSet>
        <tagSet>
            <item>
                <key>Name</key>
                <value>SecurityAppliance</value>
            </item>
        </tagSet>
    </item>
</serviceConfigurationSet>
</DescribeVpcEndpointServiceConfigurationsResponse>
```

## See Also

For more information about using this API in one of the language-specific AWS SDKs, see the following:

- [AWS Command Line Interface](#)
- [AWS SDK for .NET](#)
- [AWS SDK for C++](#)
- [AWS SDK for Go v2](#)
- [AWS SDK for Java V2](#)
- [AWS SDK for JavaScript V3](#)
- [AWS SDK for PHP V3](#)
- [AWS SDK for Python](#)
- [AWS SDK for Ruby V3](#)



# DescribeVpcEndpointServicePermissions

Describes the principals (service consumers) that are permitted to discover your VPC endpoint service.

## Request Parameters

The following parameters are for this specific action. For more information about required and optional parameters that are common to all actions, see [Common Query Parameters](#).

### DryRun

Checks whether you have the required permissions for the action, without actually making the request, and provides an error response. If you have the required permissions, the error response is `DryRunOperation`. Otherwise, it is `UnauthorizedOperation`.

Type: Boolean

Required: No

### Filter.N

The filters.

- `principal` - The ARN of the principal.
- `principal-type` - The principal type (`All` | `Service` | `OrganizationUnit` | `Account` | `User` | `Role`).

Type: Array of [Filter](#) objects

Required: No

### MaxResults

The maximum number of results to return for the request in a single page. The remaining results of the initial request can be seen by sending another request with the returned `NextToken` value. This value can be between 5 and 1,000; if `MaxResults` is given a value larger than 1,000, only 1,000 results are returned.

Type: Integer

Required: No

## NextToken

The token to retrieve the next page of results.

Type: String

Required: No

## ServiceId

The ID of the service.

Type: String

Required: Yes

## Response Elements

The following elements are returned by the service.

### allowedPrincipals

Information about the allowed principals.

Type: Array of [AllowedPrincipal](#) objects

### nextToken

The token to use to retrieve the next page of results. This value is `null` when there are no more results to return.

Type: String

### requestId

The ID of the request.

Type: String

## Errors

For information about the errors that are common to all actions, see [Common client error codes](#).

## Examples

### Example

This example describes the permissions for service `vpce-svc-03d5ebb7d9579a123`.

### Sample Request

```
https://ec2.amazonaws.com/?Action=DescribeVpcEndpointServicePermissions
&ServiceId=vpce-svc-03d5ebb7d9579a123
&AUTHPARAMS
```

### Sample Response

```
<DescribeVpcEndpointServicePermissionsResponse xmlns="http://ec2.amazonaws.com/
doc/2016-11-15/">
  <requestId>5359c8a3-9151-4964-abed-b4422example</requestId>
  <allowedPrincipals>
    <item>
      <principal>arn:aws:iam::123456789012:root</principal>
      <principalType>Account</principalType>
    </item>
  </allowedPrincipals>
</DescribeVpcEndpointServicePermissionsResponse>
```

## See Also

For more information about using this API in one of the language-specific AWS SDKs, see the following:

- [AWS Command Line Interface](#)
- [AWS SDK for .NET](#)
- [AWS SDK for C++](#)
- [AWS SDK for Go v2](#)
- [AWS SDK for Java V2](#)
- [AWS SDK for JavaScript V3](#)
- [AWS SDK for PHP V3](#)
- [AWS SDK for Python](#)

- [AWS SDK for Ruby V3](#)

# DescribeVpcEndpointServices

Describes available services to which you can create a VPC endpoint.

When the service provider and the consumer have different accounts in multiple Availability Zones, and the consumer views the VPC endpoint service information, the response only includes the common Availability Zones. For example, when the service provider account uses `us-east-1a` and `us-east-1c` and the consumer uses `us-east-1a` and `us-east-1b`, the response includes the VPC endpoint services in the common Availability Zone, `us-east-1a`.

## Request Parameters

The following parameters are for this specific action. For more information about required and optional parameters that are common to all actions, see [Common Query Parameters](#).

### DryRun

Checks whether you have the required permissions for the action, without actually making the request, and provides an error response. If you have the required permissions, the error response is `DryRunOperation`. Otherwise, it is `UnauthorizedOperation`.

Type: Boolean

Required: No

### Filter.N

The filters.

- `owner` - The ID or alias of the AWS account that owns the service.
- `service-name` - The name of the service.
- `service-type` - The type of service (`Interface` | `Gateway` | `GatewayLoadBalancer`).
- `supported-ip-address-types` - The IP address type (`ipv4` | `ipv6`).
- `tag:<key>` - The key/value combination of a tag assigned to the resource. Use the tag key in the filter name and the tag value as the filter value. For example, to find all resources that have a tag with the key `Owner` and the value `TeamA`, specify `tag:Owner` for the filter name and `TeamA` for the filter value.
- `tag-key` - The key of a tag assigned to the resource. Use this filter to find all resources assigned a tag with a specific key, regardless of the tag value.

Type: Array of [Filter](#) objects

Required: No

### **MaxResults**

The maximum number of items to return for this request. The request returns a token that you can specify in a subsequent call to get the next set of results.

Constraint: If the value is greater than 1,000, we return only 1,000 items.

Type: Integer

Required: No

### **NextToken**

The token for the next set of items to return. (You received this token from a prior call.)

Type: String

Required: No

### **ServiceName.N**

The service names.

Type: Array of strings

Required: No

## **Response Elements**

The following elements are returned by the service.

### **nextToken**

The token to use when requesting the next set of items. If there are no additional items to return, the string is empty.

Type: String

### **requestId**

The ID of the request.

Type: String

## serviceDetailSet

Information about the service.

Type: Array of [ServiceDetail](#) objects

## serviceNameSet

The supported services.

Type: Array of strings

## Errors

For information about the errors that are common to all actions, see [Common client error codes](#).

## Examples

### Example 1

This example describes all available endpoint services.

### Sample Request

```
https://ec2.amazonaws.com/?Action=DescribeVpcEndpointServices
&AUTHPARAMS
```

### Sample Response

```
<DescribeVpcEndpointServicesResponse xmlns="http://ec2.amazonaws.com/doc/2016-11-15/">
  <requestId>19a9ff46-7df6-49b8-9726-3df27527089d</requestId>
  <serviceNameSet>
    <item>com.amazonaws.us-east-1.dynamodb</item>
    <item>com.amazonaws.us-east-1.ec2</item>
    <item>com.amazonaws.us-east-1.ec2messages</item>
    <item>com.amazonaws.us-east-1.elasticloadbalancing</item>
    <item>com.amazonaws.us-east-1.kinesis-streams</item>
    <item>com.amazonaws.us-east-1.s3</item>
    <item>com.amazonaws.us-east-1.ssm</item>
  </serviceNameSet>
  <serviceDetailSet>
    <item>
      <owner>amazon</owner>
```

```
<serviceType>
  <item>
    <serviceType>Gateway</serviceType>
  </item>
</serviceType>
<baseEndpointDnsNameSet>
  <item>dynamodb.us-east-1.amazonaws.com</item>
</baseEndpointDnsNameSet>
<acceptanceRequired>>false</acceptanceRequired>
<availabilityZoneSet>
  <item>us-east-1a</item>
  <item>us-east-1b</item>
  <item>us-east-1c</item>
  <item>us-east-1d</item>
  <item>us-east-1e</item>
  <item>us-east-1f</item>
</availabilityZoneSet>
<serviceName>com.amazonaws.us-east-1.dynamodb</serviceName>
<vpceEndpointPolicySupported>>true</vpceEndpointPolicySupported>
<tagSet>
  <item>
    <key>Name</key>
    <value>TeamA</value>
  </item>
</tagSet>
</item>
<item>
  <owner>amazon</owner>
  <serviceType>
    <item>
      <serviceType>Interface</serviceType>
    </item>
  </serviceType>
  <baseEndpointDnsNameSet>
    <item>ec2.us-east-1.vpce.amazonaws.com</item>
  </baseEndpointDnsNameSet>
  <acceptanceRequired>>false</acceptanceRequired>
  <privateDnsName>ec2.us-east-1.amazonaws.com</privateDnsName>
  <availabilityZoneSet>
    <item>us-east-1a</item>
    <item>us-east-1b</item>
    <item>us-east-1c</item>
    <item>us-east-1d</item>
    <item>us-east-1e</item>
```



```
        <item>us-east-1f</item>
    </availabilityZoneSet>
    <serviceName>com.amazonaws.us-east-1.ec2</serviceName>
    <vpcEndpointPolicySupported>>false</vpcEndpointPolicySupported>
    <tagSet>
        <item>
            <key>Name</key>
            <value>TeamA</value>
        </item>
    </tagSet>
</item>
<item>
    <owner>amazon</owner>
    <serviceType>
        <item>
            <serviceType>Interface</serviceType>
        </item>
    </serviceType>
    <baseEndpointDnsNameSet>
        <item>ec2messages.us-east-1.vpce.amazonaws.com</item>
    </baseEndpointDnsNameSet>
    <acceptanceRequired>>false</acceptanceRequired>
    <privateDnsName>ec2messages.us-east-1.amazonaws.com</privateDnsName>
    <availabilityZoneSet>
        <item>us-east-1a</item>
        <item>us-east-1b</item>
        <item>us-east-1c</item>
        <item>us-east-1d</item>
        <item>us-east-1e</item>
        <item>us-east-1f</item>
    </availabilityZoneSet>
    <serviceName>com.amazonaws.us-east-1.ec2messages</serviceName>
    <vpcEndpointPolicySupported>>false</vpcEndpointPolicySupported>
    <tagSet>
        <item>
            <key>Name</key>
            <value>TeamA</value>
        </item>
    </tagSet>
</item>
<item>
    <owner>amazon</owner>
    <serviceType>
        <item>
```

```

        <serviceType>Interface</serviceType>
      </item>
    </serviceType>
    <baseEndpointDnsNameSet>
      <item>elasticloadbalancing.us-east-1.vpce.amazonaws.com</item>
    </baseEndpointDnsNameSet>
    <acceptanceRequired>>false</acceptanceRequired>
    <privateDnsName>elasticloadbalancing.us-east-1.amazonaws.com</
privateDnsName>
    <availabilityZoneSet>
      <item>us-east-1a</item>
      <item>us-east-1b</item>
      <item>us-east-1c</item>
      <item>us-east-1d</item>
      <item>us-east-1e</item>
      <item>us-east-1f</item>
    </availabilityZoneSet>
    <serviceName>com.amazonaws.us-east-1.elasticloadbalancing</serviceName>
    <vpceEndpointPolicySupported>>false</vpceEndpointPolicySupported>
    <tagSet>
      <item>
        <key>Name</key>
        <value>TeamA</value>
      </item>
    </tagSet>
  </item>
  <item>
    <owner>amazon</owner>
    <serviceType>
      <item>
        <serviceType>Interface</serviceType>
      </item>
    </serviceType>
    <baseEndpointDnsNameSet>
      <item>kinesis.us-east-1.vpce.amazonaws.com</item>
    </baseEndpointDnsNameSet>
    <acceptanceRequired>>false</acceptanceRequired>
    <privateDnsName>kinesis.us-east-1.amazonaws.com</privateDnsName>
    <availabilityZoneSet>
      <item>us-east-1a</item>
      <item>us-east-1b</item>
      <item>us-east-1c</item>
      <item>us-east-1d</item>
      <item>us-east-1e</item>

```

```
        <item>us-east-1f</item>
    </availabilityZoneSet>
    <serviceName>com.amazonaws.us-east-1.kinesis-streams</serviceName>
    <vpcEndpointPolicySupported>>false</vpcEndpointPolicySupported>
    <tagSet>
        <item>
            <key>Name</key>
            <value>TeamA</value>
        </item>
    </tagSet>
</item>
<item>
    <owner>amazon</owner>
    <serviceType>
        <item>
            <serviceType>Gateway</serviceType>
        </item>
    </serviceType>
    <baseEndpointDnsNameSet>
        <item>s3.us-east-1.amazonaws.com</item>
    </baseEndpointDnsNameSet>
    <acceptanceRequired>>false</acceptanceRequired>
    <availabilityZoneSet>
        <item>us-east-1a</item>
        <item>us-east-1b</item>
        <item>us-east-1c</item>
        <item>us-east-1d</item>
        <item>us-east-1e</item>
        <item>us-east-1f</item>
    </availabilityZoneSet>
    <serviceName>com.amazonaws.us-east-1.s3</serviceName>
    <vpcEndpointPolicySupported>>true</vpcEndpointPolicySupported>
    <tagSet>
        <item>
            <key>Name</key>
            <value>TeamA</value>
        </item>
    </tagSet>
</item>
<item>
    <owner>amazon</owner>
    <serviceType>
        <item>
            <serviceType>Interface</serviceType>
```

```
        </item>
    </serviceType>
    <baseEndpointDnsNameSet>
        <item>ssm.us-east-1.vpce.amazonaws.com</item>
    </baseEndpointDnsNameSet>
    <acceptanceRequired>>false</acceptanceRequired>
    <privateDnsName>ssm.us-east-1.amazonaws.com</privateDnsName>
    <availabilityZoneSet>
        <item>us-east-1a</item>
        <item>us-east-1b</item>
        <item>us-east-1c</item>
        <item>us-east-1d</item>
        <item>us-east-1e</item>
    </availabilityZoneSet>
    <serviceName>com.amazonaws.us-east-1.ssm</serviceName>
    <vpcEndpointPolicySupported>>true</vpcEndpointPolicySupported>
    <tagSet>
        <item>
            <key>Name</key>
            <value>TeamA</value>
        </item>
    </tagSet>
</item>
</serviceDetailSet>
</DescribeVpcEndpointServicesResponse>
```

## See Also

For more information about using this API in one of the language-specific AWS SDKs, see the following:

- [AWS Command Line Interface](#)
- [AWS SDK for .NET](#)
- [AWS SDK for C++](#)
- [AWS SDK for Go v2](#)
- [AWS SDK for Java V2](#)
- [AWS SDK for JavaScript V3](#)
- [AWS SDK for PHP V3](#)
- [AWS SDK for Python](#)

- [AWS SDK for Ruby V3](#)

# DescribeVpcPeeringConnections

Describes your VPC peering connections. The default is to describe all your VPC peering connections. Alternatively, you can specify specific VPC peering connection IDs or filter the results to include only the VPC peering connections that match specific criteria.

## Request Parameters

The following parameters are for this specific action. For more information about required and optional parameters that are common to all actions, see [Common Query Parameters](#).

### DryRun

Checks whether you have the required permissions for the action, without actually making the request, and provides an error response. If you have the required permissions, the error response is `DryRunOperation`. Otherwise, it is `UnauthorizedOperation`.

Type: Boolean

Required: No

### Filter.N

The filters.

- `accepter-vpc-info.cidr-block` - The IPv4 CIDR block of the accepter VPC.
- `accepter-vpc-info.owner-id` - The ID of the AWS account that owns the accepter VPC.
- `accepter-vpc-info.vpc-id` - The ID of the accepter VPC.
- `expiration-time` - The expiration date and time for the VPC peering connection.
- `requester-vpc-info.cidr-block` - The IPv4 CIDR block of the requester's VPC.
- `requester-vpc-info.owner-id` - The ID of the AWS account that owns the requester VPC.
- `requester-vpc-info.vpc-id` - The ID of the requester VPC.
- `status-code` - The status of the VPC peering connection (`pending-acceptance` | `failed` | `expired` | `provisioning` | `active` | `deleting` | `deleted` | `rejected`).
- `status-message` - A message that provides more information about the status of the VPC peering connection, if applicable.
- `tag:<key>` - The key/value combination of a tag assigned to the resource. Use the tag key in the filter name and the tag value as the filter value. For example, to find all resources that

have a tag with the key `Owner` and the value `TeamA`, specify `tag:Owner` for the filter name and `TeamA` for the filter value.

- `tag-key` - The key of a tag assigned to the resource. Use this filter to find all resources assigned a tag with a specific key, regardless of the tag value.
- `vpc-peering-connection-id` - The ID of the VPC peering connection.

Type: Array of [Filter](#) objects

Required: No

### MaxResults

The maximum number of items to return for this request. To get the next page of items, make another request with the token returned in the output. For more information, see [Pagination](#).

Type: Integer

Valid Range: Minimum value of 5. Maximum value of 1000.

Required: No

### NextToken

The token returned from a previous paginated request. Pagination continues from the end of the items returned by the previous request.

Type: String

Required: No

### VpcPeeringConnectionId.N

The IDs of the VPC peering connections.

Default: Describes all your VPC peering connections.

Type: Array of strings

Required: No

## Response Elements

The following elements are returned by the service.

## nextToken

The token to include in another request to get the next page of items. This value is null when there are no more items to return.

Type: String

## requestId

The ID of the request.

Type: String

## vpcPeeringConnectionSet

Information about the VPC peering connections.

Type: Array of [VpcPeeringConnection](#) objects

## Errors

For information about the errors that are common to all actions, see [Common client error codes](#).

## Examples

### Example 1

This example describes all of your VPC peering connections.

### Sample Request

```
https://ec2.amazonaws.com/?Action=DescribeVpcPeeringConnections
&AUTHPARAMS
```

### Sample Response

```
<DescribeVpcPeeringConnectionsResponse xmlns="http://ec2.amazonaws.com/
doc/2016-11-15/">
  <requestId>7a62c49f-347e-4fc4-9331-6e8eEXAMPLE</requestId>
  <vpcPeeringConnectionSet>
    <item>
      <vpcPeeringConnectionId>pcx-111aaa22</vpcPeeringConnectionId>
```



```
<requesterVpcInfo>
  <ownerId>777788889999</ownerId>
  <vpcId>vpc-1a2b3c4d</vpcId>
  <cidrBlock>172.31.0.0/16</cidrBlock>
</requesterVpcInfo>
<accepterVpcInfo>
  <ownerId>123456789012</ownerId>
  <vpcId>vpc-aa22cc33</vpcId>
  <cidrBlock>10.0.0.0/16</cidrBlock>
  <peeringOptions>
    <allowEgressFromLocalClassicLinkToRemoteVpc>>false</
allowEgressFromLocalClassicLinkToRemoteVpc>
    <allowEgressFromLocalVpcToRemoteClassicLink>>true</
allowEgressFromLocalVpcToRemoteClassicLink>
    <allowDnsResolutionFromRemoteVpc>>false</allowDnsResolutionFromRemoteVpc>
  </peeringOptions>
</accepterVpcInfo>
<status>
  <code>active</code>
  <message>Active</message>
</status>
<tagSet/>
</item>
</vpcPeeringConnectionSet>
</DescribeVpcPeeringConnectionsResponse>
```

## Example 2

This example describes all of your VPC peering connections that are in the pending-acceptance state.

### Sample Request

```
https://ec2.amazonaws.com/?Action=DescribeVpcPeeringConnections
&Filter.1.Name=status-code
&Filter.1.Value=pending-acceptance
&AUTHPARAMS
```

## Example 3

This example describes all of your VPC peering connections that have the tag Name=Finance or Name=Accounts.

## Sample Request

```
https://ec2.amazonaws.com/?Action=DescribeVpcPeeringConnections
&Filter.1.Name=tag:Name
&Filter.1.Value.1=Finance
&Filter.1.Value.2=Accounts
&AUTHPARAMS
```

## Example 4

This example describes all of the VPC peering connections for your specified VPC, vpc-1a2b3c4d.

## Sample Request

```
https://ec2.amazonaws.com/?Action=DescribeVpcPeeringConnections
&Filter.1.Name=requester-vpc-info.vpc-id
&Filter.1.Value=vpc-1a2b3c4d
&AUTHPARAMS
```

## See Also

For more information about using this API in one of the language-specific AWS SDKs, see the following:

- [AWS Command Line Interface](#)
- [AWS SDK for .NET](#)
- [AWS SDK for C++](#)
- [AWS SDK for Go v2](#)
- [AWS SDK for Java V2](#)
- [AWS SDK for JavaScript V3](#)
- [AWS SDK for PHP V3](#)
- [AWS SDK for Python](#)
- [AWS SDK for Ruby V3](#)

# DescribeVpcs

Describes your VPCs. The default is to describe all your VPCs. Alternatively, you can specify specific VPC IDs or filter the results to include only the VPCs that match specific criteria.

## Request Parameters

The following parameters are for this specific action. For more information about required and optional parameters that are common to all actions, see [Common Query Parameters](#).

### DryRun

Checks whether you have the required permissions for the action, without actually making the request, and provides an error response. If you have the required permissions, the error response is `DryRunOperation`. Otherwise, it is `UnauthorizedOperation`.

Type: Boolean

Required: No

### Filter.N

The filters.

- `cidr` - The primary IPv4 CIDR block of the VPC. The CIDR block you specify must exactly match the VPC's CIDR block for information to be returned for the VPC. Must contain the slash followed by one or two digits (for example, `/28`).
- `cidr-block-association.cidr-block` - An IPv4 CIDR block associated with the VPC.
- `cidr-block-association.association-id` - The association ID for an IPv4 CIDR block associated with the VPC.
- `cidr-block-association.state` - The state of an IPv4 CIDR block associated with the VPC.
- `dhcp-options-id` - The ID of a set of DHCP options.
- `ipv6-cidr-block-association.ipv6-cidr-block` - An IPv6 CIDR block associated with the VPC.
- `ipv6-cidr-block-association.ipv6-pool` - The ID of the IPv6 address pool from which the IPv6 CIDR block is allocated.
- `ipv6-cidr-block-association.association-id` - The association ID for an IPv6 CIDR block associated with the VPC.

- `ipv6-cidr-block-association.state` - The state of an IPv6 CIDR block associated with the VPC.
- `is-default` - Indicates whether the VPC is the default VPC.
- `owner-id` - The ID of the AWS account that owns the VPC.
- `state` - The state of the VPC (pending | available).
- `tag:<key>` - The key/value combination of a tag assigned to the resource. Use the tag key in the filter name and the tag value as the filter value. For example, to find all resources that have a tag with the key `Owner` and the value `TeamA`, specify `tag:Owner` for the filter name and `TeamA` for the filter value.
- `tag-key` - The key of a tag assigned to the resource. Use this filter to find all resources assigned a tag with a specific key, regardless of the tag value.
- `vpc-id` - The ID of the VPC.

Type: Array of [Filter](#) objects

Required: No

### MaxResults

The maximum number of items to return for this request. To get the next page of items, make another request with the token returned in the output. For more information, see [Pagination](#).

Type: Integer

Valid Range: Minimum value of 5. Maximum value of 1000.

Required: No

### NextToken

The token returned from a previous paginated request. Pagination continues from the end of the items returned by the previous request.

Type: String

Required: No

### VpcId.N

The IDs of the VPCs.

Type: Array of strings

Required: No

## Response Elements

The following elements are returned by the service.

### nextToken

The token to include in another request to get the next page of items. This value is `null` when there are no more items to return.

Type: String

### requestId

The ID of the request.

Type: String

### vpcSet

Information about the VPCs.

Type: Array of [Vpc](#) objects

## Errors

For information about the errors that are common to all actions, see [Common client error codes](#).

## Examples

### Example 1

This example describes the specified VPC.

### Sample Request

```
https://ec2.amazonaws.com/?Action=DescribeVpcs
&VpcId.1=vpc-081ec835f3EXAMPLE
&vpcId.2=vpc-0ee975135dEXAMPLE
&VpcId.3=vpc-06e4ab6c6cEXAMPLE
&AUTHPARAMS
```

## Sample Response

```
<DescribeVpcsResponse xmlns="http://ec2.amazonaws.com/doc/2016-11-15/">
  <requestId>8b67ac77-886c-4027-8f0e-d351f7fc9971</requestId>
  <vpcSet>
    <item>
      <vpcId>vpc-081ec835f3EXAMPLE</vpcId>
      <ownerId>111122223333</ownerId>
      <state>available</state>
      <cidrBlock>10.0.1.0/24</cidrBlock>
      <cidrBlockAssociationSet>
        <item>
          <cidrBlock>10.0.1.0/24</cidrBlock>
          <associationId>vpc-cidr-assoc-043f572c17EXAMPLE</associationId>
          <cidrBlockState>
            <state>associated</state>
          </cidrBlockState>
        </item>
      </cidrBlockAssociationSet>
      <dhcpOptionsId>dopt-19edf471</dhcpOptionsId>
      <tagSet>
        <item>
          <key>Name</key>
          <value>MyVPC</value>
        </item>
      </tagSet>
      <instanceTenancy>default</instanceTenancy>
      <isDefault>>false</isDefault>
    </item>
    <item>
      <vpcId>vpc-0ee975135dEXAMPLE</vpcId>
      <ownerId>111122223333</ownerId>
      <state>available</state>
      <cidrBlock>10.0.0.0/16</cidrBlock>
      <cidrBlockAssociationSet>
        <item>
          <cidrBlock>10.0.0.0/16</cidrBlock>
          <associationId>vpc-cidr-assoc-067c3a0a1fEXAMPLE</associationId>
          <cidrBlockState>
            <state>associated</state>
          </cidrBlockState>
        </item>
      </cidrBlockAssociationSet>
      <dhcpOptionsId>dopt-f30d649a</dhcpOptionsId>
    </item>
  </vpcSet>
</DescribeVpcsResponse>
```

```

    <instanceTenancy>default</instanceTenancy>
    <isDefault>>false</isDefault>
  </item>
  <item>
    <vpcId>vpc-06e4ab6c6cEXAMPLE</vpcId>
    <ownerId>123456789012</ownerId>
    <state>available</state>
    <cidrBlock>10.0.0.0/16</cidrBlock>
    <cidrBlockAssociationSet>
      <item>
        <cidrBlock>10.0.0.0/16</cidrBlock>
        <associationId>vpc-cidr-assoc-00b17b4eddEXAMPLE</associationId>
        <cidrBlockState>
          <state>associated</state>
        </cidrBlockState>
      </item>
    </cidrBlockAssociationSet>
    <dhcpOptionsId>dopt-19edf471</dhcpOptionsId>
    <tagSet>
      <item>
        <key>Name</key>
        <value>Shared VPC</value>
      </item>
    </tagSet>
    <instanceTenancy>default</instanceTenancy>
    <isDefault>>false</isDefault>
  </item>
</vpcSet>
</DescribeVpcsResponse>

```

## Example 2

This example uses filters to describe any VPC you own that uses the set of DHCP options with the ID dopt-7a8b9c2d or dopt-2b2a3d3c and whose state is available.

### Sample Request

```

https://ec2.amazonaws.com/?Action=DescribeVpcs
&Filter.1.Name=dhcp-options-id
&Filter.1.Value.1=dopt-7a8b9c2d
&Filter.1.Value.2=dopt-2b2a3d3c
&Filter.2.Name=state
&Filter.2.Value.1=available

```

&AUTHPARAMS

## See Also

For more information about using this API in one of the language-specific AWS SDKs, see the following:

- [AWS Command Line Interface](#)
- [AWS SDK for .NET](#)
- [AWS SDK for C++](#)
- [AWS SDK for Go v2](#)
- [AWS SDK for Java V2](#)
- [AWS SDK for JavaScript V3](#)
- [AWS SDK for PHP V3](#)
- [AWS SDK for Python](#)
- [AWS SDK for Ruby V3](#)



# DescribeVpnConnections

Describes one or more of your VPN connections.

For more information, see [AWS Site-to-Site VPN](#) in the *AWS Site-to-Site VPN User Guide*.

## Request Parameters

The following parameters are for this specific action. For more information about required and optional parameters that are common to all actions, see [Common Query Parameters](#).

### DryRun

Checks whether you have the required permissions for the action, without actually making the request, and provides an error response. If you have the required permissions, the error response is `DryRunOperation`. Otherwise, it is `UnauthorizedOperation`.

Type: Boolean

Required: No

### Filter.N

One or more filters.

- `customer-gateway-configuration` - The configuration information for the customer gateway.
- `customer-gateway-id` - The ID of a customer gateway associated with the VPN connection.
- `state` - The state of the VPN connection (`pending` | `available` | `deleting` | `deleted`).
- `option.static-routes-only` - Indicates whether the connection has static routes only. Used for devices that do not support Border Gateway Protocol (BGP).
- `route.destination-cidr-block` - The destination CIDR block. This corresponds to the subnet used in a customer data center.
- `bgp-asn` - The BGP Autonomous System Number (ASN) associated with a BGP device.
- `tag:<key>` - The key/value combination of a tag assigned to the resource. Use the tag key in the filter name and the tag value as the filter value. For example, to find all resources that have a tag with the key `Owner` and the value `TeamA`, specify `tag:Owner` for the filter name and `TeamA` for the filter value.

- `tag-key` - The key of a tag assigned to the resource. Use this filter to find all resources assigned a tag with a specific key, regardless of the tag value.
- `type` - The type of VPN connection. Currently the only supported type is `ipsec.1`.
- `vpn-connection-id` - The ID of the VPN connection.
- `vpn-gateway-id` - The ID of a virtual private gateway associated with the VPN connection.
- `transit-gateway-id` - The ID of a transit gateway associated with the VPN connection.

Type: Array of [Filter](#) objects

Required: No

### **VpnConnectionId.N**

One or more VPN connection IDs.

Default: Describes your VPN connections.

Type: Array of strings

Required: No

## **Response Elements**

The following elements are returned by the service.

### **requestId**

The ID of the request.

Type: String

### **vpnConnectionSet**

Information about one or more VPN connections.

Type: Array of [VpnConnection](#) objects

## **Errors**

For information about the errors that are common to all actions, see [Common client error codes](#).

# Examples

## Example 1

This example describes the specified VPN connection. The response includes the customer gateway device configuration information. Because it's a long set of information, we haven't displayed it here. To see an example of the configuration information, see the [Your customer gateway device](#).

### Sample Request

```
https://ec2.amazonaws.com/?Action=DescribeVpnConnections
&VpnConnectionId.1=vpn-1122334455aabbccd
&AUTHPARAMS
```

### Sample Response

```
<DescribeVpnConnectionsResponse xmlns="http://ec2.amazonaws.com/doc/2016-11-15/">
  <requestId>6791f4b8-5717-4272-aed2-faa18example</requestId>
  <vpnConnectionSet>
    <item>
      <vpnConnectionId>vpn-1122334455aabbccd</vpnConnectionId>
      <state>available</state>
      <customerGatewayConfiguration>..Customer gateway configuration data in
escaped XML format...</customerGatewayConfiguration>
      <type>ipsec.1</type>
      <customerGatewayId>cgw-01234567abcde1234</customerGatewayId>
      <tagSet>
        <item>
          <key>Name</key>
          <value>CanadaVPN</value>
        </item>
      </tagSet>
      <vgwTelemetry>
        <item>
          <outsideIpAddress>203.0.113.3</outsideIpAddress>
          <status>DOWN</status>
          <lastStatusChange>2020-07-29T10:35:11.000Z</lastStatusChange>
          <statusMessage></statusMessage>
          <acceptedRouteCount>0</acceptedRouteCount>
        </item>
        <item>
          <outsideIpAddress>203.0.113.5</outsideIpAddress>
```

```

        <status>UP</status>
        <lastStatusChange>2020-09-02T09:09:33.000Z</lastStatusChange>
        <statusMessage></statusMessage>
        <acceptedRouteCount>0</acceptedRouteCount>
    </item>
</vgwTelemetry>
<transitGatewayId>tgw-00112233445566aab</transitGatewayId>
<options>
    <enableAcceleration>>false</enableAcceleration>
    <staticRoutesOnly>>true</staticRoutesOnly>
    <localIpv4NetworkCidr>0.0.0.0/0</localIpv4NetworkCidr>
    <remoteIpv4NetworkCidr>0.0.0.0/0</remoteIpv4NetworkCidr>
    <tunnelInsideIpVersion>ipv4</tunnelInsideIpVersion>
</options>
<routes/>
    <category>VPN</category>
</item>
</vpnConnectionSet>
</DescribeVpnConnectionsResponse>

```

## Example 2

This example describes any VPN connection you own that is associated with the customer gateway with ID cgw-b4dc3961, and whose state is either pending or available.

### Sample Request

```

https://ec2.amazonaws.com/?Action=DescribeVpnConnections
&Filter.1.Name=customer-gateway-id
&Filter.1.Value.1=cgw-b4dc3961
&Filter.2.Name=state
&Filter.2.Value.1=pending
&Filter.2.Value.2=available
&AUTHPARAMS

```

## See Also

For more information about using this API in one of the language-specific AWS SDKs, see the following:

- [AWS Command Line Interface](#)
- [AWS SDK for .NET](#)

- [AWS SDK for C++](#)
- [AWS SDK for Go v2](#)
- [AWS SDK for Java V2](#)
- [AWS SDK for JavaScript V3](#)
- [AWS SDK for PHP V3](#)
- [AWS SDK for Python](#)
- [AWS SDK for Ruby V3](#)

# DescribeVpnGateways

Describes one or more of your virtual private gateways.

For more information, see [AWS Site-to-Site VPN](#) in the *AWS Site-to-Site VPN User Guide*.

## Request Parameters

The following parameters are for this specific action. For more information about required and optional parameters that are common to all actions, see [Common Query Parameters](#).

### DryRun

Checks whether you have the required permissions for the action, without actually making the request, and provides an error response. If you have the required permissions, the error response is `DryRunOperation`. Otherwise, it is `UnauthorizedOperation`.

Type: Boolean

Required: No

### Filter.N

One or more filters.

- `amazon-side-asn` - The Autonomous System Number (ASN) for the Amazon side of the gateway.
- `attachment.state` - The current state of the attachment between the gateway and the VPC (`attaching` | `attached` | `detaching` | `detached`).
- `attachment.vpc-id` - The ID of an attached VPC.
- `availability-zone` - The Availability Zone for the virtual private gateway (if applicable).
- `state` - The state of the virtual private gateway (`pending` | `available` | `deleting` | `deleted`).
- `tag:<key>` - The key/value combination of a tag assigned to the resource. Use the tag key in the filter name and the tag value as the filter value. For example, to find all resources that have a tag with the key `Owner` and the value `TeamA`, specify `tag:Owner` for the filter name and `TeamA` for the filter value.
- `tag-key` - The key of a tag assigned to the resource. Use this filter to find all resources assigned a tag with a specific key, regardless of the tag value.

- `type` - The type of virtual private gateway. Currently the only supported type is `ipsec` . 1.
- `vpn-gateway-id` - The ID of the virtual private gateway.

Type: Array of [Filter](#) objects

Required: No

### **VpnGatewayId.N**

One or more virtual private gateway IDs.

Default: Describes all your virtual private gateways.

Type: Array of strings

Required: No

## **Response Elements**

The following elements are returned by the service.

### **requestId**

The ID of the request.

Type: String

### **vpnGatewaySet**

Information about one or more virtual private gateways.

Type: Array of [VpnGateway](#) objects

## **Errors**

For information about the errors that are common to all actions, see [Common client error codes](#).

## **Examples**

### **Example 1**

This example describes the specified virtual private gateway.

## Sample Request

```
https://ec2.amazonaws.com/?Action=DescribeVpnGateways
&VpnGatewayId.1=vgw-8db04f81
&AUTHPARAMS
```

## Sample Response

```
<DescribeVpnGatewaysResponse xmlns="http://ec2.amazonaws.com/doc/2016-11-15/">
  <requestId>7a62c49f-347e-4fc4-9331-6e8eEXAMPLE</requestId>
  <vpnGatewaySet>
    <item>
      <vpnGatewayId>vgw-8db04f81</vpnGatewayId>
      <state>available</state>
      <type>ipsec.1</type>
      <attachments>
        <item>
          <vpcId>vpc-4c090c2a</vpcId>
          <state>attached</state>
        </item>
      </attachments>
      <amazonSideAsn>65001</amazonSideAsn>
      <tagSet>
        <item>
          <key>Name</key>
          <value>NYOffice</value>
        </item>
      </tagSet>
    </item>
  </vpnGatewaySet>
</DescribeVpnGatewaysResponse>
```

## Example 2

This example uses filters to describe any virtual private gateway you own whose state is either pending or available.

## Sample Request

```
https://ec2.amazonaws.com/?Action=DescribeVpnGateways
&Filter.1.Name=state
&Filter.1.Value.1=pending
```



```
&Filter.1.Value.2=available  
&AUTHPARAMS
```

## See Also

For more information about using this API in one of the language-specific AWS SDKs, see the following:

- [AWS Command Line Interface](#)
- [AWS SDK for .NET](#)
- [AWS SDK for C++](#)
- [AWS SDK for Go v2](#)
- [AWS SDK for Java V2](#)
- [AWS SDK for JavaScript V3](#)
- [AWS SDK for PHP V3](#)
- [AWS SDK for Python](#)
- [AWS SDK for Ruby V3](#)

# DetachClassicLinkVpc

**Note**

This action is deprecated.

Unlinks (detaches) a linked EC2-Classic instance from a VPC. After the instance has been unlinked, the VPC security groups are no longer associated with it. An instance is automatically unlinked from a VPC when it's stopped.

## Request Parameters

The following parameters are for this specific action. For more information about required and optional parameters that are common to all actions, see [Common Query Parameters](#).

### DryRun

Checks whether you have the required permissions for the action, without actually making the request, and provides an error response. If you have the required permissions, the error response is `DryRunOperation`. Otherwise, it is `UnauthorizedOperation`.

Type: Boolean

Required: No

### InstanceId

The ID of the instance to unlink from the VPC.

Type: String

Required: Yes

### VpcId

The ID of the VPC to which the instance is linked.

Type: String

Required: Yes

## Response Elements

The following elements are returned by the service.

### **requestId**

The ID of the request.

Type: String

### **return**

Returns `true` if the request succeeds; otherwise, it returns an error.

Type: Boolean

## Errors

For information about the errors that are common to all actions, see [Common client error codes](#).

## See Also

For more information about using this API in one of the language-specific AWS SDKs, see the following:

- [AWS Command Line Interface](#)
- [AWS SDK for .NET](#)
- [AWS SDK for C++](#)
- [AWS SDK for Go v2](#)
- [AWS SDK for Java V2](#)
- [AWS SDK for JavaScript V3](#)
- [AWS SDK for PHP V3](#)
- [AWS SDK for Python](#)
- [AWS SDK for Ruby V3](#)

# DetachInternetGateway

Detaches an internet gateway from a VPC, disabling connectivity between the internet and the VPC. The VPC must not contain any running instances with Elastic IP addresses or public IPv4 addresses.

## Request Parameters

The following parameters are for this specific action. For more information about required and optional parameters that are common to all actions, see [Common Query Parameters](#).

### DryRun

Checks whether you have the required permissions for the action, without actually making the request, and provides an error response. If you have the required permissions, the error response is `DryRunOperation`. Otherwise, it is `UnauthorizedOperation`.

Type: Boolean

Required: No

### InternetGatewayId

The ID of the internet gateway.

Type: String

Required: Yes

### VpcId

The ID of the VPC.

Type: String

Required: Yes

## Response Elements

The following elements are returned by the service.

## requestId

The ID of the request.

Type: String

## return

Is `true` if the request succeeds, and an error otherwise.

Type: Boolean

## Errors

For information about the errors that are common to all actions, see [Common client error codes](#).

## Examples

### Example

The example detaches the specified internet gateway from the specified VPC.

### Sample Request

```
https://ec2.amazonaws.com/?Action=DetachInternetGateway
&InternetGatewayId=igw-eaad4883
&VpcId=vpc-11ad4878
&AUTHPARAMS
```

### Sample Response

```
<DetachInternetGatewayResponse xmlns="http://ec2.amazonaws.com/doc/2016-11-15/">
  <requestId>59dbff89-35bd-4eac-99ed-be587EXAMPLE</requestId>
  <return>true</return>
</DetachInternetGatewayResponse>
```

## See Also

For more information about using this API in one of the language-specific AWS SDKs, see the following:

- [AWS Command Line Interface](#)
- [AWS SDK for .NET](#)
- [AWS SDK for C++](#)
- [AWS SDK for Go v2](#)
- [AWS SDK for Java V2](#)
- [AWS SDK for JavaScript V3](#)
- [AWS SDK for PHP V3](#)
- [AWS SDK for Python](#)
- [AWS SDK for Ruby V3](#)

# DetachNetworkInterface

Detaches a network interface from an instance.

## Request Parameters

The following parameters are for this specific action. For more information about required and optional parameters that are common to all actions, see [Common Query Parameters](#).

### AttachmentId

The ID of the attachment.

Type: String

Required: Yes

### DryRun

Checks whether you have the required permissions for the action, without actually making the request, and provides an error response. If you have the required permissions, the error response is `DryRunOperation`. Otherwise, it is `UnauthorizedOperation`.

Type: Boolean

Required: No

### Force

Specifies whether to force a detachment.

#### Note

- Use the `Force` parameter only as a last resort to detach a network interface from a failed instance.
- If you use the `Force` parameter to detach a network interface, you might not be able to attach a different network interface to the same index on the instance without first stopping and starting the instance.
- If you force the detachment of a network interface, the [instance metadata](#) might not get updated. This means that the attributes associated with the detached network

interface might still be visible. The instance metadata will get updated when you stop and start the instance.

Type: Boolean

Required: No

## Response Elements

The following elements are returned by the service.

### **requestId**

The ID of the request.

Type: String

### **return**

Is `true` if the request succeeds, and an error otherwise.

Type: Boolean

## Errors

For information about the errors that are common to all actions, see [Common client error codes](#).

## Examples

### Example

This example detaches the specified elastic network interface (ENI).

### Sample Request

```
https://ec2.amazonaws.com/?Action=DetachNetworkInterface
&AttachmentId=eni-attach-d94b09b0
&AUTHPARAMS
```



## Sample Response

```
<DetachNetworkInterfaceResponse xmlns="http://ec2.amazonaws.com/doc/2016-11-15/">
  <requestId>ce540707-0635-46bc-97da-33a8a362a0e8</requestId>
  <return>true</return>
</DetachNetworkInterfaceResponse>
```

## See Also

For more information about using this API in one of the language-specific AWS SDKs, see the following:

- [AWS Command Line Interface](#)
- [AWS SDK for .NET](#)
- [AWS SDK for C++](#)
- [AWS SDK for Go v2](#)
- [AWS SDK for Java V2](#)
- [AWS SDK for JavaScript V3](#)
- [AWS SDK for PHP V3](#)
- [AWS SDK for Python](#)
- [AWS SDK for Ruby V3](#)

# DetachVerifiedAccessTrustProvider

Detaches the specified AWS Verified Access trust provider from the specified AWS Verified Access instance.

## Request Parameters

The following parameters are for this specific action. For more information about required and optional parameters that are common to all actions, see [Common Query Parameters](#).

### ClientToken

A unique, case-sensitive token that you provide to ensure idempotency of your modification request. For more information, see [Ensuring idempotency](#).

Type: String

Required: No

### DryRun

Checks whether you have the required permissions for the action, without actually making the request, and provides an error response. If you have the required permissions, the error response is `DryRunOperation`. Otherwise, it is `UnauthorizedOperation`.

Type: Boolean

Required: No

### VerifiedAccessInstanceId

The ID of the Verified Access instance.

Type: String

Required: Yes

### VerifiedAccessTrustProviderId

The ID of the Verified Access trust provider.

Type: String

Required: Yes

## Response Elements

The following elements are returned by the service.

### **requestId**

The ID of the request.

Type: String

### **verifiedAccessInstance**

Details about the Verified Access instance.

Type: [VerifiedAccessInstance](#) object

### **verifiedAccessTrustProvider**

Details about the Verified Access trust provider.

Type: [VerifiedAccessTrustProvider](#) object

## Errors

For information about the errors that are common to all actions, see [Common client error codes](#).

## See Also

For more information about using this API in one of the language-specific AWS SDKs, see the following:

- [AWS Command Line Interface](#)
- [AWS SDK for .NET](#)
- [AWS SDK for C++](#)
- [AWS SDK for Go v2](#)
- [AWS SDK for Java V2](#)
- [AWS SDK for JavaScript V3](#)
- [AWS SDK for PHP V3](#)
- [AWS SDK for Python](#)
- [AWS SDK for Ruby V3](#)



# DetachVolume

Detaches an EBS volume from an instance. Make sure to unmount any file systems on the device within your operating system before detaching the volume. Failure to do so can result in the volume becoming stuck in the busy state while detaching. If this happens, detachment can be delayed indefinitely until you unmount the volume, force detachment, reboot the instance, or all three. If an EBS volume is the root device of an instance, it can't be detached while the instance is running. To detach the root volume, stop the instance first.

When a volume with an AWS Marketplace product code is detached from an instance, the product code is no longer associated with the instance.

You can't detach or force detach volumes that are attached to Amazon ECS or Fargate tasks. Attempting to do this results in the `UnsupportedOperationException` exception with the `Unable to detach volume attached to ECS tasks` error message.

For more information, see [Detach an Amazon EBS volume](#) in the *Amazon EBS User Guide*.

## Request Parameters

The following parameters are for this specific action. For more information about required and optional parameters that are common to all actions, see [Common Query Parameters](#).

### Device

The device name.

Type: String

Required: No

### DryRun

Checks whether you have the required permissions for the action, without actually making the request, and provides an error response. If you have the required permissions, the error response is `DryRunOperation`. Otherwise, it is `UnauthorizedOperation`.

Type: Boolean

Required: No

## Force

Forces detachment if the previous detachment attempt did not occur cleanly (for example, logging into an instance, unmounting the volume, and detaching normally). This option can lead to data loss or a corrupted file system. Use this option only as a last resort to detach a volume from a failed instance. The instance won't have an opportunity to flush file system caches or file system metadata. If you use this option, you must perform file system check and repair procedures.

Type: Boolean

Required: No

## InstanceId

The ID of the instance. If you are detaching a Multi-Attach enabled volume, you must specify an instance ID.

Type: String

Required: No

## VolumeId

The ID of the volume.

Type: String

Required: Yes

## Response Elements

The following elements are returned by the service.

### **associatedResource**

The ARN of the Amazon ECS or Fargate task to which the volume is attached.

Type: String

### **attachTime**

The time stamp when the attachment initiated.

Type: Timestamp

### **deleteOnTermination**

Indicates whether the EBS volume is deleted on instance termination.

Type: Boolean

### **device**

The device name.

If the volume is attached to a Fargate task, this parameter returns `null`.

Type: String

### **instanceId**

The ID of the instance.

If the volume is attached to a Fargate task, this parameter returns `null`.

Type: String

### **instanceOwningService**

The service principal of AWS service that owns the underlying instance to which the volume is attached.

This parameter is returned only for volumes that are attached to Fargate tasks.

Type: String

### **requestId**

The ID of the request.

Type: String

### **status**

The attachment state of the volume.

Type: String

Valid Values: `attaching` | `attached` | `detaching` | `detached` | `busy`

## volumeld

The ID of the volume.

Type: String

## Errors

For information about the errors that are common to all actions, see [Common client error codes](#).

## Examples

### Example

This example detaches volume `vol-1234567890abcdef0`.

### Sample Request

```
https://ec2.amazonaws.com/?Action=DetachVolume
&VolumeId=vol-1234567890abcdef0
&AUTHPARAMS
```

### Sample Response

```
<DetachVolumeResponse xmlns="http://ec2.amazonaws.com/doc/2016-11-15/">
  <requestId>59dbff89-35bd-4eac-99ed-be587EXAMPLE</requestId>
  <volumeId>vol-1234567890abcdef0</volumeId>
  <instanceId>i-1234567890abcdef0</instanceId>
  <device>/dev/sdh</device>
  <status>detaching</status>
  <attachTime>YYYY-MM-DDTHH:MM:SS.000Z</attachTime>
</DetachVolumeResponse>
```

## See Also

For more information about using this API in one of the language-specific AWS SDKs, see the following:

- [AWS Command Line Interface](#)
- [AWS SDK for .NET](#)



- [AWS SDK for C++](#)
- [AWS SDK for Go v2](#)
- [AWS SDK for Java V2](#)
- [AWS SDK for JavaScript V3](#)
- [AWS SDK for PHP V3](#)
- [AWS SDK for Python](#)
- [AWS SDK for Ruby V3](#)

# DetachVpnGateway

Detaches a virtual private gateway from a VPC. You do this if you're planning to turn off the VPC and not use it anymore. You can confirm a virtual private gateway has been completely detached from a VPC by describing the virtual private gateway (any attachments to the virtual private gateway are also described).

You must wait for the attachment's state to switch to detached before you can delete the VPC or attach a different VPC to the virtual private gateway.

## Request Parameters

The following parameters are for this specific action. For more information about required and optional parameters that are common to all actions, see [Common Query Parameters](#).

### DryRun

Checks whether you have the required permissions for the action, without actually making the request, and provides an error response. If you have the required permissions, the error response is `DryRunOperation`. Otherwise, it is `UnauthorizedOperation`.

Type: Boolean

Required: No

### VpcId

The ID of the VPC.

Type: String

Required: Yes

### VpnGatewayId

The ID of the virtual private gateway.

Type: String

Required: Yes

## Response Elements

The following elements are returned by the service.

### **requestId**

The ID of the request.

Type: String

### **return**

Is true if the request succeeds, and an error otherwise.

Type: Boolean

## Errors

For information about the errors that are common to all actions, see [Common client error codes](#).

## Examples

### Example

This example detaches the specified virtual private gateway from the specified VPC.

### Sample Request

```
https://ec2.amazonaws.com/?Action=DetachVpnGateway
&VpnGatewayId=vgw-8db04f81
&VpcId=vpc-1a2b3c4d
&AUTHPARAMS
```

### Sample Response

```
<DetachVpnGatewayResponse xmlns="http://ec2.amazonaws.com/doc/2016-11-15/">
  <requestId>7a62c49f-347e-4fc4-9331-6e8eEXAMPLE</requestId>
  <return>>true</return>
</DetachVpnGatewayResponse>
```

## See Also

For more information about using this API in one of the language-specific AWS SDKs, see the following:

- [AWS Command Line Interface](#)
- [AWS SDK for .NET](#)
- [AWS SDK for C++](#)
- [AWS SDK for Go v2](#)
- [AWS SDK for Java V2](#)
- [AWS SDK for JavaScript V3](#)
- [AWS SDK for PHP V3](#)
- [AWS SDK for Python](#)
- [AWS SDK for Ruby V3](#)

# DisableAddressTransfer

Disables Elastic IP address transfer. For more information, see [Transfer Elastic IP addresses](#) in the *Amazon VPC User Guide*.

## Request Parameters

The following parameters are for this specific action. For more information about required and optional parameters that are common to all actions, see [Common Query Parameters](#).

### AllocationId

The allocation ID of an Elastic IP address.

Type: String

Required: Yes

### DryRun

Checks whether you have the required permissions for the action, without actually making the request, and provides an error response. If you have the required permissions, the error response is `DryRunOperation`. Otherwise, it is `UnauthorizedOperation`.

Type: Boolean

Required: No

## Response Elements

The following elements are returned by the service.

### addressTransfer

An Elastic IP address transfer.

Type: [AddressTransfer](#) object

### requestId

The ID of the request.

Type: String

## Errors

For information about the errors that are common to all actions, see [Common client error codes](#).

## See Also

For more information about using this API in one of the language-specific AWS SDKs, see the following:

- [AWS Command Line Interface](#)
- [AWS SDK for .NET](#)
- [AWS SDK for C++](#)
- [AWS SDK for Go v2](#)
- [AWS SDK for Java V2](#)
- [AWS SDK for JavaScript V3](#)
- [AWS SDK for PHP V3](#)
- [AWS SDK for Python](#)
- [AWS SDK for Ruby V3](#)

# DisableAwsNetworkPerformanceMetricSubscription

Disables Infrastructure Performance metric subscriptions.

## Request Parameters

The following parameters are for this specific action. For more information about required and optional parameters that are common to all actions, see [Common Query Parameters](#).

### Destination

The target Region or Availability Zone that the metric subscription is disabled for. For example, eu-north-1.

Type: String

Required: No

### DryRun

Checks whether you have the required permissions for the action, without actually making the request, and provides an error response. If you have the required permissions, the error response is DryRunOperation. Otherwise, it is UnauthorizedOperation.

Type: Boolean

Required: No

### Metric

The metric used for the disabled subscription.

Type: String

Valid Values: aggregate-latency

Required: No

### Source

The source Region or Availability Zone that the metric subscription is disabled for. For example, us-east-1.

Type: String

Required: No

### **Statistic**

The statistic used for the disabled subscription.

Type: String

Valid Values: p50

Required: No

## **Response Elements**

The following elements are returned by the service.

### **output**

Indicates whether the unsubscribe action was successful.

Type: Boolean

### **requestId**

The ID of the request.

Type: String

## **Errors**

For information about the errors that are common to all actions, see [Common client error codes](#).

## **See Also**

For more information about using this API in one of the language-specific AWS SDKs, see the following:

- [AWS Command Line Interface](#)
- [AWS SDK for .NET](#)
- [AWS SDK for C++](#)
- [AWS SDK for Go v2](#)



- [AWS SDK for Java V2](#)
- [AWS SDK for JavaScript V3](#)
- [AWS SDK for PHP V3](#)
- [AWS SDK for Python](#)
- [AWS SDK for Ruby V3](#)

# DisableEbsEncryptionByDefault

Disables EBS encryption by default for your account in the current Region.

After you disable encryption by default, you can still create encrypted volumes by enabling encryption when you create each volume.

Disabling encryption by default does not change the encryption status of your existing volumes.

For more information, see [Amazon EBS encryption](#) in the *Amazon EBS User Guide*.

## Request Parameters

For more information about required and optional parameters that are common to all actions, see [Common Query Parameters](#).

### DryRun

Checks whether you have the required permissions for the action, without actually making the request, and provides an error response. If you have the required permissions, the error response is `DryRunOperation`. Otherwise, it is `UnauthorizedOperation`.

Type: Boolean

Required: No

## Response Elements

The following elements are returned by the service.

### ebsEncryptionByDefault

The updated status of encryption by default.

Type: Boolean

### requestId

The ID of the request.

Type: String

## Errors

For information about the errors that are common to all actions, see [Common client error codes](#).

## See Also

For more information about using this API in one of the language-specific AWS SDKs, see the following:

- [AWS Command Line Interface](#)
- [AWS SDK for .NET](#)
- [AWS SDK for C++](#)
- [AWS SDK for Go v2](#)
- [AWS SDK for Java V2](#)
- [AWS SDK for JavaScript V3](#)
- [AWS SDK for PHP V3](#)
- [AWS SDK for Python](#)
- [AWS SDK for Ruby V3](#)

# DisableFastLaunch

Discontinue Windows fast launch for a Windows AMI, and clean up existing pre-provisioned snapshots. After you disable Windows fast launch, the AMI uses the standard launch process for each new instance. Amazon EC2 must remove all pre-provisioned snapshots before you can enable Windows fast launch again.

## Note

You can only change these settings for Windows AMIs that you own or that have been shared with you.

## Request Parameters

The following parameters are for this specific action. For more information about required and optional parameters that are common to all actions, see [Common Query Parameters](#).

### DryRun

Checks whether you have the required permissions for the action, without actually making the request, and provides an error response. If you have the required permissions, the error response is `DryRunOperation`. Otherwise, it is `UnauthorizedOperation`.

Type: Boolean

Required: No

### Force

Forces the image settings to turn off Windows fast launch for your Windows AMI. This parameter overrides any errors that are encountered while cleaning up resources in your account.

Type: Boolean

Required: No

### ImageId

Specify the ID of the image for which to disable Windows fast launch.

Type: String

Required: Yes

## Response Elements

The following elements are returned by the service.

### **imageId**

The ID of the image for which Windows fast launch was disabled.

Type: String

### **launchTemplate**

The launch template that was used to launch Windows instances from pre-provisioned snapshots.

Type: [FastLaunchLaunchTemplateSpecificationResponse](#) object

### **maxParallelLaunches**

The maximum number of instances that Amazon EC2 can launch at the same time to create pre-provisioned snapshots for Windows fast launch.

Type: Integer

### **ownerId**

The owner of the Windows AMI for which Windows fast launch was disabled.

Type: String

### **requestId**

The ID of the request.

Type: String

### **resourceType**

The pre-provisioning resource type that must be cleaned after turning off Windows fast launch for the Windows AMI. Supported values include: snapshot.

Type: String

Valid Values: snapshot

## snapshotConfiguration

Parameters that were used for Windows fast launch for the Windows AMI before Windows fast launch was disabled. This informs the clean-up process.

Type: [FastLaunchSnapshotConfigurationResponse](#) object

### state

The current state of Windows fast launch for the specified Windows AMI.

Type: String

Valid Values: enabling | enabling-failed | enabled | enabled-failed | disabling | disabling-failed

### stateTransitionReason

The reason that the state changed for Windows fast launch for the Windows AMI.

Type: String

### stateTransitionTime

The time that the state changed for Windows fast launch for the Windows AMI.

Type: Timestamp

## Errors

For information about the errors that are common to all actions, see [Common client error codes](#).

## See Also

For more information about using this API in one of the language-specific AWS SDKs, see the following:

- [AWS Command Line Interface](#)
- [AWS SDK for .NET](#)
- [AWS SDK for C++](#)
- [AWS SDK for Go v2](#)

- [AWS SDK for Java V2](#)
- [AWS SDK for JavaScript V3](#)
- [AWS SDK for PHP V3](#)
- [AWS SDK for Python](#)
- [AWS SDK for Ruby V3](#)

# DisableFastSnapshotRestores

Disables fast snapshot restores for the specified snapshots in the specified Availability Zones.

## Request Parameters

The following parameters are for this specific action. For more information about required and optional parameters that are common to all actions, see [Common Query Parameters](#).

### AvailabilityZone.N

One or more Availability Zones. For example, us-east-2a.

Type: Array of strings

Required: Yes

### DryRun

Checks whether you have the required permissions for the action, without actually making the request, and provides an error response. If you have the required permissions, the error response is `DryRunOperation`. Otherwise, it is `UnauthorizedOperation`.

Type: Boolean

Required: No

### SourceSnapshotId.N

The IDs of one or more snapshots. For example, snap-1234567890abcdef0.

Type: Array of strings

Required: Yes

## Response Elements

The following elements are returned by the service.

### requestId

The ID of the request.



Type: String

### successful

Information about the snapshots for which fast snapshot restores were successfully disabled.

Type: Array of [DisableFastSnapshotRestoreSuccessItem](#) objects

### unsuccessful

Information about the snapshots for which fast snapshot restores could not be disabled.

Type: Array of [DisableFastSnapshotRestoreErrorItem](#) objects

## Errors

For information about the errors that are common to all actions, see [Common client error codes](#).

## See Also

For more information about using this API in one of the language-specific AWS SDKs, see the following:

- [AWS Command Line Interface](#)
- [AWS SDK for .NET](#)
- [AWS SDK for C++](#)
- [AWS SDK for Go v2](#)
- [AWS SDK for Java V2](#)
- [AWS SDK for JavaScript V3](#)
- [AWS SDK for PHP V3](#)
- [AWS SDK for Python](#)
- [AWS SDK for Ruby V3](#)

# DisableImage

Sets the AMI state to `disabled` and removes all launch permissions from the AMI. A disabled AMI can't be used for instance launches.

A disabled AMI can't be shared. If an AMI was public or previously shared, it is made private. If an AMI was shared with an AWS account, organization, or Organizational Unit, they lose access to the disabled AMI.

A disabled AMI does not appear in [DescribeImages](#) API calls by default.

Only the AMI owner can disable an AMI.

You can re-enable a disabled AMI using [EnableImage](#).

For more information, see [Disable an AMI](#) in the *Amazon EC2 User Guide*.

## Request Parameters

The following parameters are for this specific action. For more information about required and optional parameters that are common to all actions, see [Common Query Parameters](#).

### DryRun

Checks whether you have the required permissions for the action, without actually making the request, and provides an error response. If you have the required permissions, the error response is `DryRunOperation`. Otherwise, it is `UnauthorizedOperation`.

Type: Boolean

Required: No

### ImageId

The ID of the AMI.

Type: String

Required: Yes

## Response Elements

The following elements are returned by the service.

## requestId

The ID of the request.

Type: String

## return

Returns `true` if the request succeeds; otherwise, it returns an error.

Type: Boolean

## Errors

For information about the errors that are common to all actions, see [Common client error codes](#).

## Examples

### Example

This example disables the specified AMI.

### Sample Request

```
https://ec2.amazonaws.com/?Action=DisableImage
&ImageId=ami-0123456789EXAMPLE
&AUTHPARAMS
```

### Sample Response

```
<DisableImageResponse xmlns="http://ec2.amazonaws.com/doc/2016-11-15/">
  <requestId>11aabb229-4eac-35bd-99ed-be587EXAMPLE</requestId>
  <return>true</return>
</DisableImageResponse>
```

## See Also

For more information about using this API in one of the language-specific AWS SDKs, see the following:

- [AWS Command Line Interface](#)

- [AWS SDK for .NET](#)
- [AWS SDK for C++](#)
- [AWS SDK for Go v2](#)
- [AWS SDK for Java V2](#)
- [AWS SDK for JavaScript V3](#)
- [AWS SDK for PHP V3](#)
- [AWS SDK for Python](#)
- [AWS SDK for Ruby V3](#)

# DisableImageBlockPublicAccess

Disables *block public access* for AMIs at the account level in the specified AWS Region. This removes the *block public access* restriction from your account. With the restriction removed, you can publicly share your AMIs in the specified AWS Region.

The API can take up to 10 minutes to configure this setting. During this time, if you run [GetImageBlockPublicAccessState](#), the response will be `block-new-sharing`. When the API has completed the configuration, the response will be `unblocked`.

For more information, see [Block public access to your AMIs](#) in the *Amazon EC2 User Guide*.

## Request Parameters

For more information about required and optional parameters that are common to all actions, see [Common Query Parameters](#).

### DryRun

Checks whether you have the required permissions for the action, without actually making the request, and provides an error response. If you have the required permissions, the error response is `DryRunOperation`. Otherwise, it is `UnauthorizedOperation`.

Type: Boolean

Required: No

## Response Elements

The following elements are returned by the service.

### imageBlockPublicAccessState

Returns `unblocked` if the request succeeds; otherwise, it returns an error.

Type: String

Valid Values: `unblocked`

### requestId

The ID of the request.

Type: String

## Errors

For information about the errors that are common to all actions, see [Common client error codes](#).

## Examples

### Example

This example disables *block public access for AMIs* at the account level in the specified Region to allow users in your account to publicly share your AMIs in the specified Region.

### Sample Request

```
https://ec2.amazonaws.com/?Action=DisableImageBlockPublicAccess
&Region=us-east-1
&AUTHPARAMS
```

### Sample Response

```
<DisableImageBlockPublicAccessResponse xmlns="http://ec2.amazonaws.com/
doc/2016-11-15/">
  <requestId>11aabb229-4eac-35bd-99ed-be587EXAMPLE</requestId>
  <return>unblocked</return>
</DisableImageBlockPublicAccessResponse>
```

## See Also

For more information about using this API in one of the language-specific AWS SDKs, see the following:

- [AWS Command Line Interface](#)
- [AWS SDK for .NET](#)
- [AWS SDK for C++](#)
- [AWS SDK for Go v2](#)
- [AWS SDK for Java V2](#)
- [AWS SDK for JavaScript V3](#)

- [AWS SDK for PHP V3](#)
- [AWS SDK for Python](#)
- [AWS SDK for Ruby V3](#)

# DisableImageDeprecation

Cancels the deprecation of the specified AMI.

For more information, see [Deprecate an AMI](#) in the *Amazon EC2 User Guide*.

## Request Parameters

The following parameters are for this specific action. For more information about required and optional parameters that are common to all actions, see [Common Query Parameters](#).

### DryRun

Checks whether you have the required permissions for the action, without actually making the request, and provides an error response. If you have the required permissions, the error response is `DryRunOperation`. Otherwise, it is `UnauthorizedOperation`.

Type: Boolean

Required: No

### ImageId

The ID of the AMI.

Type: String

Required: Yes

## Response Elements

The following elements are returned by the service.

### requestId

The ID of the request.

Type: String

### return

Returns `true` if the request succeeds; otherwise, it returns an error.



Type: Boolean

## Errors

For information about the errors that are common to all actions, see [Common client error codes](#).

## Examples

### Example

This example cancels the planned deprecation of the specified AMI.

### Sample Request

```
https://ec2.amazonaws.com/?Action=DisableImageDeprecation
&ImageId=ami-0123456789EXAMPLE
&AUTHPARAMS
```

### Sample Response

```
<DisableImageDeprecationResponse xmlns="http://ec2.amazonaws.com/doc/2016-11-15/">
  <requestId>11aabb229-4eac-35bd-99ed-be587EXAMPLE</requestId>
  <return>true</return>
</DisableImageDeprecationResponse>
```

## See Also

For more information about using this API in one of the language-specific AWS SDKs, see the following:

- [AWS Command Line Interface](#)
- [AWS SDK for .NET](#)
- [AWS SDK for C++](#)
- [AWS SDK for Go v2](#)
- [AWS SDK for Java V2](#)
- [AWS SDK for JavaScript V3](#)
- [AWS SDK for PHP V3](#)

- [AWS SDK for Python](#)
- [AWS SDK for Ruby V3](#)

# DisableImageDeregistrationProtection

Disables deregistration protection for an AMI. When deregistration protection is disabled, the AMI can be deregistered.

If you chose to include a 24-hour cooldown period when you enabled deregistration protection for the AMI, then, when you disable deregistration protection, you won't immediately be able to deregister the AMI.

For more information, see [Protect an AMI from deregistration](#) in the *Amazon EC2 User Guide*.

## Request Parameters

The following parameters are for this specific action. For more information about required and optional parameters that are common to all actions, see [Common Query Parameters](#).

### DryRun

Checks whether you have the required permissions for the action, without actually making the request, and provides an error response. If you have the required permissions, the error response is `DryRunOperation`. Otherwise, it is `UnauthorizedOperation`.

Type: Boolean

Required: No

### ImageId

The ID of the AMI.

Type: String

Required: Yes

## Response Elements

The following elements are returned by the service.

### requestId

The ID of the request.

Type: String

## return

Returns `true` if the request succeeds; otherwise, it returns an error.

Type: String

## Errors

For information about the errors that are common to all actions, see [Common client error codes](#).

## See Also

For more information about using this API in one of the language-specific AWS SDKs, see the following:

- [AWS Command Line Interface](#)
- [AWS SDK for .NET](#)
- [AWS SDK for C++](#)
- [AWS SDK for Go v2](#)
- [AWS SDK for Java V2](#)
- [AWS SDK for JavaScript V3](#)
- [AWS SDK for PHP V3](#)
- [AWS SDK for Python](#)
- [AWS SDK for Ruby V3](#)

# DisableIpamOrganizationAdminAccount

Disable the IPAM account. For more information, see [Enable integration with AWS Organizations](#) in the *Amazon VPC IPAM User Guide*.

## Request Parameters

The following parameters are for this specific action. For more information about required and optional parameters that are common to all actions, see [Common Query Parameters](#).

### DelegatedAdminAccountId

The AWS Organizations member account ID that you want to disable as IPAM account.

Type: String

Required: Yes

### DryRun

A check for whether you have the required permissions for the action without actually making the request and provides an error response. If you have the required permissions, the error response is `DryRunOperation`. Otherwise, it is `UnauthorizedOperation`.

Type: Boolean

Required: No

## Response Elements

The following elements are returned by the service.

### requestId

The ID of the request.

Type: String

### success

The result of disabling the IPAM account.

Type: Boolean

## Errors

For information about the errors that are common to all actions, see [Common client error codes](#).

## See Also

For more information about using this API in one of the language-specific AWS SDKs, see the following:

- [AWS Command Line Interface](#)
- [AWS SDK for .NET](#)
- [AWS SDK for C++](#)
- [AWS SDK for Go v2](#)
- [AWS SDK for Java V2](#)
- [AWS SDK for JavaScript V3](#)
- [AWS SDK for PHP V3](#)
- [AWS SDK for Python](#)
- [AWS SDK for Ruby V3](#)

# DisableSerialConsoleAccess

Disables access to the EC2 serial console of all instances for your account. By default, access to the EC2 serial console is disabled for your account. For more information, see [Manage account access to the EC2 serial console](#) in the *Amazon EC2 User Guide*.

## Request Parameters

For more information about required and optional parameters that are common to all actions, see [Common Query Parameters](#).

### DryRun

Checks whether you have the required permissions for the action, without actually making the request, and provides an error response. If you have the required permissions, the error response is `DryRunOperation`. Otherwise, it is `UnauthorizedOperation`.

Type: Boolean

Required: No

## Response Elements

The following elements are returned by the service.

### requestId

The ID of the request.

Type: String

### serialConsoleAccessEnabled

If `true`, access to the EC2 serial console of all instances is enabled for your account. If `false`, access to the EC2 serial console of all instances is disabled for your account.

Type: Boolean

## Errors

For information about the errors that are common to all actions, see [Common client error codes](#).

## See Also

For more information about using this API in one of the language-specific AWS SDKs, see the following:

- [AWS Command Line Interface](#)
- [AWS SDK for .NET](#)
- [AWS SDK for C++](#)
- [AWS SDK for Go v2](#)
- [AWS SDK for Java V2](#)
- [AWS SDK for JavaScript V3](#)
- [AWS SDK for PHP V3](#)
- [AWS SDK for Python](#)
- [AWS SDK for Ruby V3](#)



# DisableSnapshotBlockPublicAccess

Disables the *block public access for snapshots* setting at the account level for the specified AWS Region. After you disable block public access for snapshots in a Region, users can publicly share snapshots in that Region.

## Important

Enabling block public access for snapshots in *block-all-sharing* mode does not change the permissions for snapshots that are already publicly shared. Instead, it prevents these snapshots from be publicly visible and publicly accessible. Therefore, the attributes for these snapshots still indicate that they are publicly shared, even though they are not publicly available.

If you disable block public access , these snapshots will become publicly available again.

For more information, see [Block public access for snapshots](#) in the *Amazon EBS User Guide* .

## Request Parameters

For more information about required and optional parameters that are common to all actions, see [Common Query Parameters](#).

### DryRun

Checks whether you have the required permissions for the action, without actually making the request, and provides an error response. If you have the required permissions, the error response is `DryRunOperation`. Otherwise, it is `UnauthorizedOperation`.

Type: Boolean

Required: No

## Response Elements

The following elements are returned by the service.

## requestId

The ID of the request.

Type: String

## state

Returns unblocked if the request succeeds.

Type: String

Valid Values: block-all-sharing | block-new-sharing | unblocked

## Errors

For information about the errors that are common to all actions, see [Common client error codes](#).

## See Also

For more information about using this API in one of the language-specific AWS SDKs, see the following:

- [AWS Command Line Interface](#)
- [AWS SDK for .NET](#)
- [AWS SDK for C++](#)
- [AWS SDK for Go v2](#)
- [AWS SDK for Java V2](#)
- [AWS SDK for JavaScript V3](#)
- [AWS SDK for PHP V3](#)
- [AWS SDK for Python](#)
- [AWS SDK for Ruby V3](#)

# DisableTransitGatewayRouteTablePropagation

Disables the specified resource attachment from propagating routes to the specified propagation route table.

## Request Parameters

The following parameters are for this specific action. For more information about required and optional parameters that are common to all actions, see [Common Query Parameters](#).

### DryRun

Checks whether you have the required permissions for the action, without actually making the request, and provides an error response. If you have the required permissions, the error response is `DryRunOperation`. Otherwise, it is `UnauthorizedOperation`.

Type: Boolean

Required: No

### TransitGatewayAttachmentId

The ID of the attachment.

Type: String

Required: No

### TransitGatewayRouteTableAnnouncementId

The ID of the route table announcement.

Type: String

Required: No

### TransitGatewayRouteTableId

The ID of the propagation route table.

Type: String

Required: Yes

## Response Elements

The following elements are returned by the service.

### propagation

Information about route propagation.

Type: [TransitGatewayPropagation](#) object

### requestId

The ID of the request.

Type: String

## Errors

For information about the errors that are common to all actions, see [Common client error codes](#).

## See Also

For more information about using this API in one of the language-specific AWS SDKs, see the following:

- [AWS Command Line Interface](#)
- [AWS SDK for .NET](#)
- [AWS SDK for C++](#)
- [AWS SDK for Go v2](#)
- [AWS SDK for Java V2](#)
- [AWS SDK for JavaScript V3](#)
- [AWS SDK for PHP V3](#)
- [AWS SDK for Python](#)
- [AWS SDK for Ruby V3](#)

# DisableVgwRoutePropagation

Disables a virtual private gateway (VGW) from propagating routes to a specified route table of a VPC.

## Request Parameters

The following parameters are for this specific action. For more information about required and optional parameters that are common to all actions, see [Common Query Parameters](#).

### DryRun

Checks whether you have the required permissions for the action, without actually making the request, and provides an error response. If you have the required permissions, the error response is `DryRunOperation`. Otherwise, it is `UnauthorizedOperation`.

Type: Boolean

Required: No

### GatewayId

The ID of the virtual private gateway.

Type: String

Required: Yes

### RouteTableId

The ID of the route table.

Type: String

Required: Yes

## Response Elements

The following elements are returned by the service.

### requestId

The ID of the request.

Type: String

## return

Is true if the request succeeds, and an error otherwise.

Type: Boolean

## Errors

For information about the errors that are common to all actions, see [Common client error codes](#).

## Examples

### Example

This example disables the virtual private gateway `vgw-d8e09e8a` from automatically propagating routes to the route table with ID `rtb-c98a35a0`.

### Sample Request

```
https://ec2.amazonaws.com/?Action=DisableVgwRoutePropagationResponse
&RouteTableId=rtb-c98a35a0
&GatewayId=vgw-d8e09e8a
&AUTHPARAMS
```

### Sample Response

```
<DisableVgwRoutePropagationResponse xmlns="http://ec2.amazonaws.com/doc/2016-11-15/">
  <requestId>4f35a1b2-c2c3-4093-b51f-abb9d7311990</requestId>
  <return>true</return>
</DisableVgwRoutePropagationResponse>
```

## See Also

For more information about using this API in one of the language-specific AWS SDKs, see the following:

- [AWS Command Line Interface](#)
- [AWS SDK for .NET](#)

- [AWS SDK for C++](#)
- [AWS SDK for Go v2](#)
- [AWS SDK for Java V2](#)
- [AWS SDK for JavaScript V3](#)
- [AWS SDK for PHP V3](#)
- [AWS SDK for Python](#)
- [AWS SDK for Ruby V3](#)

# DisableVpcClassicLink

**Note**

This action is deprecated.

Disables ClassicLink for a VPC. You cannot disable ClassicLink for a VPC that has EC2-Classic instances linked to it.

## Request Parameters

The following parameters are for this specific action. For more information about required and optional parameters that are common to all actions, see [Common Query Parameters](#).

### DryRun

Checks whether you have the required permissions for the action, without actually making the request, and provides an error response. If you have the required permissions, the error response is `DryRunOperation`. Otherwise, it is `UnauthorizedOperation`.

Type: Boolean

Required: No

### VpcId

The ID of the VPC.

Type: String

Required: Yes

## Response Elements

The following elements are returned by the service.

### requestId

The ID of the request.



Type: String

## return

Returns `true` if the request succeeds; otherwise, it returns an error.

Type: Boolean

## Errors

For information about the errors that are common to all actions, see [Common client error codes](#).

## See Also

For more information about using this API in one of the language-specific AWS SDKs, see the following:

- [AWS Command Line Interface](#)
- [AWS SDK for .NET](#)
- [AWS SDK for C++](#)
- [AWS SDK for Go v2](#)
- [AWS SDK for Java V2](#)
- [AWS SDK for JavaScript V3](#)
- [AWS SDK for PHP V3](#)
- [AWS SDK for Python](#)
- [AWS SDK for Ruby V3](#)

# DisableVpcClassicLinkDnsSupport

## Note

This action is deprecated.

Disables ClassicLink DNS support for a VPC. If disabled, DNS hostnames resolve to public IP addresses when addressed between a linked EC2-Classic instance and instances in the VPC to which it's linked.

You must specify a VPC ID in the request.

## Request Parameters

For more information about required and optional parameters that are common to all actions, see [Common Query Parameters](#).

### VpcId

The ID of the VPC.

Type: String

Required: No

## Response Elements

The following elements are returned by the service.

### requestId

The ID of the request.

Type: String

### return

Returns `true` if the request succeeds; otherwise, it returns an error.

Type: Boolean

## Errors

For information about the errors that are common to all actions, see [Common client error codes](#).

## Examples

### Example

This example disables ClassicLink DNS support for vpc-88888888.

### Sample Request

```
https://ec2.amazonaws.com/?Action=DisableVpcClassicLinkDnsSupport
&VpcId=vpc-88888888
&AUTHPARAMS
```

### Sample Response

```
<DisableVpcClassicLinkDnsSupportResponse xmlns="http://ec2.amazonaws.com/
doc/2016-11-15/">
  <requestId>59dbff89-35bd-4eac-99ed-be587EXAMPLE</requestId>
  <return>true</return>
</DisableVpcClassicLinkDnsSupportResponse>
```

## See Also

For more information about using this API in one of the language-specific AWS SDKs, see the following:

- [AWS Command Line Interface](#)
- [AWS SDK for .NET](#)
- [AWS SDK for C++](#)
- [AWS SDK for Go v2](#)
- [AWS SDK for Java V2](#)
- [AWS SDK for JavaScript V3](#)
- [AWS SDK for PHP V3](#)
- [AWS SDK for Python](#)
- [AWS SDK for Ruby V3](#)



# DisassociateAddress

Disassociates an Elastic IP address from the instance or network interface it's associated with.

This is an idempotent operation. If you perform the operation more than once, Amazon EC2 doesn't return an error.

## Request Parameters

The following parameters are for this specific action. For more information about required and optional parameters that are common to all actions, see [Common Query Parameters](#).

### AssociationId

The association ID. This parameter is required.

Type: String

Required: No

### DryRun

Checks whether you have the required permissions for the action, without actually making the request, and provides an error response. If you have the required permissions, the error response is `DryRunOperation`. Otherwise, it is `UnauthorizedOperation`.

Type: Boolean

Required: No

### PublicIp

Deprecated.

Type: String

Required: No

## Response Elements

The following elements are returned by the service.

## requestId

The ID of the request.

Type: String

## return

Is `true` if the request succeeds, and an error otherwise.

Type: Boolean

## Errors

For information about the errors that are common to all actions, see [Common client error codes](#).

## Examples

### Example

This example disassociates the specified Elastic IP address from the instance to which it is associated.

### Sample Request

```
https://ec2.amazonaws.com/?Action=DisassociateAddress
&AssociationId=eipassoc-aa7486c3
&AUTHPARAMS
```

## See Also

For more information about using this API in one of the language-specific AWS SDKs, see the following:

- [AWS Command Line Interface](#)
- [AWS SDK for .NET](#)
- [AWS SDK for C++](#)
- [AWS SDK for Go v2](#)
- [AWS SDK for Java V2](#)

- [AWS SDK for JavaScript V3](#)
- [AWS SDK for PHP V3](#)
- [AWS SDK for Python](#)
- [AWS SDK for Ruby V3](#)

# DisassociateClientVpnTargetNetwork

Disassociates a target network from the specified Client VPN endpoint. When you disassociate the last target network from a Client VPN, the following happens:

- The route that was automatically added for the VPC is deleted
- All active client connections are terminated
- New client connections are disallowed
- The Client VPN endpoint's status changes to `pending-associate`

## Request Parameters

The following parameters are for this specific action. For more information about required and optional parameters that are common to all actions, see [Common Query Parameters](#).

### AssociationId

The ID of the target network association.

Type: String

Required: Yes

### ClientVpnEndpointId

The ID of the Client VPN endpoint from which to disassociate the target network.

Type: String

Required: Yes

### DryRun

Checks whether you have the required permissions for the action, without actually making the request, and provides an error response. If you have the required permissions, the error response is `DryRunOperation`. Otherwise, it is `UnauthorizedOperation`.

Type: Boolean

Required: No



## Response Elements

The following elements are returned by the service.

### **associationId**

The ID of the target network association.

Type: String

### **requestId**

The ID of the request.

Type: String

### **status**

The current state of the target network association.

Type: [AssociationStatus](#) object

## Errors

For information about the errors that are common to all actions, see [Common client error codes](#).

## Examples

### Example

This example disassociates a target network from a Client VPN endpoint.

### Sample Request

```
https://ec2.amazonaws.com/?Action=DisassociateClientVpnTargetNetwork
&ClientVpnEndpointId=cvpn-endpoint-00c5d11fc4EXAMPLE
&AssociationId=cvpn-assoc-0bc4bd8cecEXAMPLE
&AUTHPARAMS
```

### Sample Response

```
<DisassociateClientVpnTargetNetworkResponse xmlns="http://ec2.amazonaws.com/
doc/2016-11-15/">
```

```
<requestId>61312648-93ec-4a86-a1d1-098c9EXAMPLE</requestId>
<status>
  <code>disassociating</code>
</status>
<associationId>cvpn-assoc-0bc4bd8cecEXAMPLE</associationId>
</DisassociateClientVpnTargetNetworkResponse>
```

## See Also

For more information about using this API in one of the language-specific AWS SDKs, see the following:

- [AWS Command Line Interface](#)
- [AWS SDK for .NET](#)
- [AWS SDK for C++](#)
- [AWS SDK for Go v2](#)
- [AWS SDK for Java V2](#)
- [AWS SDK for JavaScript V3](#)
- [AWS SDK for PHP V3](#)
- [AWS SDK for Python](#)
- [AWS SDK for Ruby V3](#)

# DisassociateEnclaveCertificateIamRole

Disassociates an IAM role from an AWS Certificate Manager (ACM) certificate. Disassociating an IAM role from an ACM certificate removes the Amazon S3 object that contains the certificate, certificate chain, and encrypted private key from the Amazon S3 bucket. It also revokes the IAM role's permission to use the KMS key used to encrypt the private key. This effectively revokes the role's permission to use the certificate.

## Request Parameters

The following parameters are for this specific action. For more information about required and optional parameters that are common to all actions, see [Common Query Parameters](#).

### CertificateArn

The ARN of the ACM certificate from which to disassociate the IAM role.

Type: String

Required: Yes

### DryRun

Checks whether you have the required permissions for the action, without actually making the request, and provides an error response. If you have the required permissions, the error response is `DryRunOperation`. Otherwise, it is `UnauthorizedOperation`.

Type: Boolean

Required: No

### RoleArn

The ARN of the IAM role to disassociate.

Type: String

Required: Yes

## Response Elements

The following elements are returned by the service.

## requestId

The ID of the request.

Type: String

## return

Returns `true` if the request succeeds; otherwise, it returns an error.

Type: Boolean

## Errors

For information about the errors that are common to all actions, see [Common client error codes](#).

## See Also

For more information about using this API in one of the language-specific AWS SDKs, see the following:

- [AWS Command Line Interface](#)
- [AWS SDK for .NET](#)
- [AWS SDK for C++](#)
- [AWS SDK for Go v2](#)
- [AWS SDK for Java V2](#)
- [AWS SDK for JavaScript V3](#)
- [AWS SDK for PHP V3](#)
- [AWS SDK for Python](#)
- [AWS SDK for Ruby V3](#)

# DisassociateIamInstanceProfile

Disassociates an IAM instance profile from a running or stopped instance.

Use [DescribeIamInstanceProfileAssociations](#) to get the association ID.

## Request Parameters

For more information about required and optional parameters that are common to all actions, see [Common Query Parameters](#).

### AssociationId

The ID of the IAM instance profile association.

Type: String

Required: Yes

## Response Elements

The following elements are returned by the service.

### iamInstanceProfileAssociation

Information about the IAM instance profile association.

Type: [IamInstanceProfileAssociation](#) object

### requestId

The ID of the request.

Type: String

## Errors

For information about the errors that are common to all actions, see [Common client error codes](#).

## Examples

### Example

This example disassociates the specified IAM instance profile association.

### Sample Request

```
https://ec2.amazonaws.com/?Action=DisassociateIamInstanceProfile
&AssociationId=iip-assoc-08049da59357d598c
&AUTHPARAMS
```

### Sample Response

```
<DisassociateIamInstanceProfileResponse xmlns="http://ec2.amazonaws.com/
doc/2016-11-15/">
  <requestId>4840f938-fc84-4791-8ae5-example</requestId>
  <iamInstanceProfileAssociation>
    <associationId>iip-assoc-08049da59357d598c</associationId>
    <iamInstanceProfile>
      <arn>arn:aws:iam::123456789012:instance-profile/AdminProfile</arn>
      <id>AIPAI5IVIHMFYY2DKV5Y</id>
    </iamInstanceProfile>
    <instanceId>i-1234567890abcdef0</instanceId>
    <state>disassociating</state>
  </iamInstanceProfileAssociation>
</DisassociateIamInstanceProfileResponse>
```

## See Also

For more information about using this API in one of the language-specific AWS SDKs, see the following:

- [AWS Command Line Interface](#)
- [AWS SDK for .NET](#)
- [AWS SDK for C++](#)
- [AWS SDK for Go v2](#)
- [AWS SDK for Java V2](#)
- [AWS SDK for JavaScript V3](#)

- [AWS SDK for PHP V3](#)
- [AWS SDK for Python](#)
- [AWS SDK for Ruby V3](#)

# DisassociateInstanceEventWindow

Disassociates one or more targets from an event window.

For more information, see [Define event windows for scheduled events](#) in the *Amazon EC2 User Guide*.

## Request Parameters

The following parameters are for this specific action. For more information about required and optional parameters that are common to all actions, see [Common Query Parameters](#).

### AssociationTarget

One or more targets to disassociate from the specified event window.

Type: [InstanceEventWindowDisassociationRequest](#) object

Required: Yes

### DryRun

Checks whether you have the required permissions for the action, without actually making the request, and provides an error response. If you have the required permissions, the error response is `DryRunOperation`. Otherwise, it is `UnauthorizedOperation`.

Type: Boolean

Required: No

### InstanceEventWindowId

The ID of the event window.

Type: String

Required: Yes

## Response Elements

The following elements are returned by the service.



## instanceEventWindow

Information about the event window.

Type: [InstanceEventWindow](#) object

### requestId

The ID of the request.

Type: String

## Errors

For information about the errors that are common to all actions, see [Common client error codes](#).

## See Also

For more information about using this API in one of the language-specific AWS SDKs, see the following:

- [AWS Command Line Interface](#)
- [AWS SDK for .NET](#)
- [AWS SDK for C++](#)
- [AWS SDK for Go v2](#)
- [AWS SDK for Java V2](#)
- [AWS SDK for JavaScript V3](#)
- [AWS SDK for PHP V3](#)
- [AWS SDK for Python](#)
- [AWS SDK for Ruby V3](#)

# DisassociateIpamByoasn

Remove the association between your Autonomous System Number (ASN) and your BYOIP CIDR. You may want to use this action to disassociate an ASN from a CIDR or if you want to swap ASNs. For more information, see [Tutorial: Bring your ASN to IPAM](#) in the *Amazon VPC IPAM guide*.

## Request Parameters

The following parameters are for this specific action. For more information about required and optional parameters that are common to all actions, see [Common Query Parameters](#).

### Asn

A public 2-byte or 4-byte ASN.

Type: String

Required: Yes

### Cidr

A BYOIP CIDR.

Type: String

Required: Yes

### DryRun

Checks whether you have the required permissions for the action, without actually making the request, and provides an error response. If you have the required permissions, the error response is `DryRunOperation`. Otherwise, it is `UnauthorizedOperation`.

Type: Boolean

Required: No

## Response Elements

The following elements are returned by the service.

## asnAssociation

An ASN and BYOIP CIDR association.

Type: [AsnAssociation](#) object

### requestId

The ID of the request.

Type: String

## Errors

For information about the errors that are common to all actions, see [Common client error codes](#).

## See Also

For more information about using this API in one of the language-specific AWS SDKs, see the following:

- [AWS Command Line Interface](#)
- [AWS SDK for .NET](#)
- [AWS SDK for C++](#)
- [AWS SDK for Go v2](#)
- [AWS SDK for Java V2](#)
- [AWS SDK for JavaScript V3](#)
- [AWS SDK for PHP V3](#)
- [AWS SDK for Python](#)
- [AWS SDK for Ruby V3](#)

# DisassociateIpamResourceDiscovery

Disassociates a resource discovery from an Amazon VPC IPAM. A resource discovery is an IPAM component that enables IPAM to manage and monitor resources that belong to the owning account.

## Request Parameters

The following parameters are for this specific action. For more information about required and optional parameters that are common to all actions, see [Common Query Parameters](#).

### DryRun

A check for whether you have the required permissions for the action without actually making the request and provides an error response. If you have the required permissions, the error response is `DryRunOperation`. Otherwise, it is `UnauthorizedOperation`.

Type: Boolean

Required: No

### IpamResourceDiscoveryAssociationId

A resource discovery association ID.

Type: String

Required: Yes

## Response Elements

The following elements are returned by the service.

### ipamResourceDiscoveryAssociation

A resource discovery association.

Type: [IpamResourceDiscoveryAssociation](#) object

### requestId

The ID of the request.

Type: String

## Errors

For information about the errors that are common to all actions, see [Common client error codes](#).

## See Also

For more information about using this API in one of the language-specific AWS SDKs, see the following:

- [AWS Command Line Interface](#)
- [AWS SDK for .NET](#)
- [AWS SDK for C++](#)
- [AWS SDK for Go v2](#)
- [AWS SDK for Java V2](#)
- [AWS SDK for JavaScript V3](#)
- [AWS SDK for PHP V3](#)
- [AWS SDK for Python](#)
- [AWS SDK for Ruby V3](#)

# DisassociateNatGatewayAddress

Disassociates secondary Elastic IP addresses (EIPs) from a public NAT gateway. You cannot disassociate your primary EIP. For more information, see [Edit secondary IP address associations](#) in the *Amazon VPC User Guide*.

While disassociating is in progress, you cannot associate/disassociate additional EIPs while the connections are being drained. You are, however, allowed to delete the NAT gateway.

An EIP is released only at the end of `MaxDrainDurationSeconds`. It stays associated and supports the existing connections but does not support any new connections (new connections are distributed across the remaining associated EIPs). As the existing connections drain out, the EIPs (and the corresponding private IP addresses mapped to them) are released.

## Request Parameters

The following parameters are for this specific action. For more information about required and optional parameters that are common to all actions, see [Common Query Parameters](#).

### AssociationId.N

The association IDs of EIPs that have been associated with the NAT gateway.

Type: Array of strings

Required: Yes

### DryRun

Checks whether you have the required permissions for the action, without actually making the request, and provides an error response. If you have the required permissions, the error response is `DryRunOperation`. Otherwise, it is `UnauthorizedOperation`.

Type: Boolean

Required: No

### MaxDrainDurationSeconds

The maximum amount of time to wait (in seconds) before forcibly releasing the IP addresses if connections are still in progress. Default value is 350 seconds.

Type: Integer

Valid Range: Minimum value of 1. Maximum value of 4000.

Required: No

### **NatGatewayId**

The ID of the NAT gateway.

Type: String

Required: Yes

## **Response Elements**

The following elements are returned by the service.

### **natGatewayAddressSet**

Information about the NAT gateway IP addresses.

Type: Array of [NatGatewayAddress](#) objects

### **natGatewayId**

The ID of the NAT gateway.

Type: String

### **requestId**

The ID of the request.

Type: String

## **Errors**

For information about the errors that are common to all actions, see [Common client error codes](#).

## **See Also**

For more information about using this API in one of the language-specific AWS SDKs, see the following:

- [AWS Command Line Interface](#)
- [AWS SDK for .NET](#)
- [AWS SDK for C++](#)
- [AWS SDK for Go v2](#)
- [AWS SDK for Java V2](#)
- [AWS SDK for JavaScript V3](#)
- [AWS SDK for PHP V3](#)
- [AWS SDK for Python](#)
- [AWS SDK for Ruby V3](#)



# DisassociateRouteTable

Disassociates a subnet or gateway from a route table.

After you perform this action, the subnet no longer uses the routes in the route table. Instead, it uses the routes in the VPC's main route table. For more information about route tables, see [Route tables](#) in the *Amazon VPC User Guide*.

## Request Parameters

The following parameters are for this specific action. For more information about required and optional parameters that are common to all actions, see [Common Query Parameters](#).

### AssociationId

The association ID representing the current association between the route table and subnet or gateway.

Type: String

Required: Yes

### DryRun

Checks whether you have the required permissions for the action, without actually making the request, and provides an error response. If you have the required permissions, the error response is `DryRunOperation`. Otherwise, it is `UnauthorizedOperation`.

Type: Boolean

Required: No

## Response Elements

The following elements are returned by the service.

### requestId

The ID of the request.

Type: String

## return

Is `true` if the request succeeds, and an error otherwise.

Type: Boolean

## Errors

For information about the errors that are common to all actions, see [Common client error codes](#).

## Examples

### Example

This example disassociates the specified route table from the subnet it's associated to.

### Sample Request

```
https://ec2.amazonaws.com/?Action=DisassociateRouteTable
&AssociationId=rtbassoc-0531ae3257956bdfb
&AUTHPARAMS
```

### Sample Response

```
<DisassociateRouteTableResponse xmlns="http://ec2.amazonaws.com/doc/2016-11-15/">
  <requestId>59dbff89-35bd-4eac-99ed-be587EXAMPLE</requestId>
  <return>true</return>
</DisassociateRouteTableResponse>
```

## See Also

For more information about using this API in one of the language-specific AWS SDKs, see the following:

- [AWS Command Line Interface](#)
- [AWS SDK for .NET](#)
- [AWS SDK for C++](#)
- [AWS SDK for Go v2](#)
- [AWS SDK for Java V2](#)

- [AWS SDK for JavaScript V3](#)
- [AWS SDK for PHP V3](#)
- [AWS SDK for Python](#)
- [AWS SDK for Ruby V3](#)

# DisassociateSubnetCidrBlock

Disassociates a CIDR block from a subnet. Currently, you can disassociate an IPv6 CIDR block only. You must detach or delete all gateways and resources that are associated with the CIDR block before you can disassociate it.

## Request Parameters

For more information about required and optional parameters that are common to all actions, see [Common Query Parameters](#).

### AssociationId

The association ID for the CIDR block.

Type: String

Required: Yes

## Response Elements

The following elements are returned by the service.

### ipv6CidrBlockAssociation

Information about the IPv6 CIDR block association.

Type: [SubnetIpv6CidrBlockAssociation](#) object

### requestId

The ID of the request.

Type: String

### subnetId

The ID of the subnet.

Type: String

## Errors

For information about the errors that are common to all actions, see [Common client error codes](#).

## Examples

### Example

This example disassociates the IPv6 CIDR block from the subnet.

### Sample Request

```
https://ec2.amazonaws.com/?Action=DisassociateSubnetCidrBlock
&AssociationId=subnet-cidr-assoc-3aa54053
&AUTHPARAMS
```

### Sample Response

```
<DisassociateSubnetCidrBlockResponse xmlns="http://ec2.amazonaws.com/doc/2016-11-15/">
  <subnetId>subnet-5f46ec3b</subnetId>
  <ipv6CidrBlockAssociation>
    <ipv6CidrBlock>2001:db8:1234:1a00::/64</ipv6CidrBlock>
    <ipv6CidrBlockState>
      <state>disassociating</state>
    </ipv6CidrBlockState>
    <associationId>subnet-cidr-assoc-3aa54053</associationId>
  </ipv6CidrBlockAssociation>
</DisassociateSubnetCidrBlockResponse>
```

## See Also

For more information about using this API in one of the language-specific AWS SDKs, see the following:

- [AWS Command Line Interface](#)
- [AWS SDK for .NET](#)
- [AWS SDK for C++](#)
- [AWS SDK for Go v2](#)
- [AWS SDK for Java V2](#)

- [AWS SDK for JavaScript V3](#)
- [AWS SDK for PHP V3](#)
- [AWS SDK for Python](#)
- [AWS SDK for Ruby V3](#)

# DisassociateTransitGatewayMulticastDomain

Disassociates the specified subnets from the transit gateway multicast domain.

## Request Parameters

The following parameters are for this specific action. For more information about required and optional parameters that are common to all actions, see [Common Query Parameters](#).

### DryRun

Checks whether you have the required permissions for the action, without actually making the request, and provides an error response. If you have the required permissions, the error response is `DryRunOperation`. Otherwise, it is `UnauthorizedOperation`.

Type: Boolean

Required: No

### SubnetIds.N

The IDs of the subnets;

Type: Array of strings

Required: Yes

### TransitGatewayAttachmentId

The ID of the attachment.

Type: String

Required: Yes

### TransitGatewayMulticastDomainId

The ID of the transit gateway multicast domain.

Type: String

Required: Yes

## Response Elements

The following elements are returned by the service.

### associations

Information about the association.

Type: [TransitGatewayMulticastDomainAssociations](#) object

### requestId

The ID of the request.

Type: String

## Errors

For information about the errors that are common to all actions, see [Common client error codes](#).

## Examples

### Example 1

This example disassociates the subnet subnet-000de86e3bEXAMPLE from the multicast domain tgw-mcast-domain-0c4905cef7EXAMPLE.

### Sample Request

```
https://ec2.amazonaws.com/?Action=DisassociateTransitGatewayMulticastDomain
&TransitGatewayAttachmentId=tgw-attach-070e571cd1EXAMPLE
&SubnetId=subnet-000de86e3bEXAMPLE
&TransitGatewayMulticastDomainId=tgw-mcast-domain-0c4905cef7EXAMPLE
&AUTHPARAMS
```

### Sample Response

```
<DisassociateTransitGatewayMulticastDomainResponse xmlns="http://ec2.amazonaws.com/
doc/2016-11-15/">
  <requestId>0008db4a-b98a-46f7-b047-e262aEXAMPLE</requestId>
  <associations>
```



```
<resourceId>vpc-7EXAMPLE</resourceId>
<resourceType>vpc</resourceType>
<subnets>
  <item>
    <state>disassociating</state>
    <subnetId>subnet-000de86e3bEXAMPLE</subnetId>
  </item>
</subnets>
<transitGatewayAttachmentId>tgw-attach-070e571cd1EXAMPLE</
transitGatewayAttachmentId>
  <transitGatewayMulticastDomainId>tgw-mcast-domain-0c4905cef7EXAMPLE</
transitGatewayMulticastDomainId>
</associations>
</DisassociateTransitGatewayMulticastDomainResponse>
```

## See Also

For more information about using this API in one of the language-specific AWS SDKs, see the following:

- [AWS Command Line Interface](#)
- [AWS SDK for .NET](#)
- [AWS SDK for C++](#)
- [AWS SDK for Go v2](#)
- [AWS SDK for Java V2](#)
- [AWS SDK for JavaScript V3](#)
- [AWS SDK for PHP V3](#)
- [AWS SDK for Python](#)
- [AWS SDK for Ruby V3](#)

# DisassociateTransitGatewayPolicyTable

Removes the association between an attachment and a policy table.

## Request Parameters

The following parameters are for this specific action. For more information about required and optional parameters that are common to all actions, see [Common Query Parameters](#).

### DryRun

Checks whether you have the required permissions for the action, without actually making the request, and provides an error response. If you have the required permissions, the error response is `DryRunOperation`. Otherwise, it is `UnauthorizedOperation`.

Type: Boolean

Required: No

### TransitGatewayAttachmentId

The ID of the transit gateway attachment to disassociate from the policy table.

Type: String

Required: Yes

### TransitGatewayPolicyTableId

The ID of the disassociated policy table.

Type: String

Required: Yes

## Response Elements

The following elements are returned by the service.

### association

Returns details about the transit gateway policy table disassociation.

Type: [TransitGatewayPolicyTableAssociation](#) object

## requestId

The ID of the request.

Type: String

## Errors

For information about the errors that are common to all actions, see [Common client error codes](#).

## See Also

For more information about using this API in one of the language-specific AWS SDKs, see the following:

- [AWS Command Line Interface](#)
- [AWS SDK for .NET](#)
- [AWS SDK for C++](#)
- [AWS SDK for Go v2](#)
- [AWS SDK for Java V2](#)
- [AWS SDK for JavaScript V3](#)
- [AWS SDK for PHP V3](#)
- [AWS SDK for Python](#)
- [AWS SDK for Ruby V3](#)

# DisassociateTransitGatewayRouteTable

Disassociates a resource attachment from a transit gateway route table.

## Request Parameters

The following parameters are for this specific action. For more information about required and optional parameters that are common to all actions, see [Common Query Parameters](#).

### DryRun

Checks whether you have the required permissions for the action, without actually making the request, and provides an error response. If you have the required permissions, the error response is `DryRunOperation`. Otherwise, it is `UnauthorizedOperation`.

Type: Boolean

Required: No

### TransitGatewayAttachmentId

The ID of the attachment.

Type: String

Required: Yes

### TransitGatewayRouteTableId

The ID of the transit gateway route table.

Type: String

Required: Yes

## Response Elements

The following elements are returned by the service.

### association

Information about the association.

Type: [TransitGatewayAssociation](#) object

## requestId

The ID of the request.

Type: String

## Errors

For information about the errors that are common to all actions, see [Common client error codes](#).

## See Also

For more information about using this API in one of the language-specific AWS SDKs, see the following:

- [AWS Command Line Interface](#)
- [AWS SDK for .NET](#)
- [AWS SDK for C++](#)
- [AWS SDK for Go v2](#)
- [AWS SDK for Java V2](#)
- [AWS SDK for JavaScript V3](#)
- [AWS SDK for PHP V3](#)
- [AWS SDK for Python](#)
- [AWS SDK for Ruby V3](#)

# DisassociateTrunkInterface

Removes an association between a branch network interface with a trunk network interface.

## Request Parameters

The following parameters are for this specific action. For more information about required and optional parameters that are common to all actions, see [Common Query Parameters](#).

### AssociationId

The ID of the association

Type: String

Required: Yes

### ClientToken

Unique, case-sensitive identifier that you provide to ensure the idempotency of the request. For more information, see [Ensuring idempotency](#).

Type: String

Required: No

### DryRun

Checks whether you have the required permissions for the action, without actually making the request, and provides an error response. If you have the required permissions, the error response is `DryRunOperation`. Otherwise, it is `UnauthorizedOperation`.

Type: Boolean

Required: No

## Response Elements

The following elements are returned by the service.

### clientToken

Unique, case-sensitive identifier that you provide to ensure the idempotency of the request. For more information, see [Ensuring idempotency](#).

Type: String

### **requestId**

The ID of the request.

Type: String

### **return**

Returns `true` if the request succeeds; otherwise, it returns an error.

Type: Boolean

## **Errors**

For information about the errors that are common to all actions, see [Common client error codes](#).

## **See Also**

For more information about using this API in one of the language-specific AWS SDKs, see the following:

- [AWS Command Line Interface](#)
- [AWS SDK for .NET](#)
- [AWS SDK for C++](#)
- [AWS SDK for Go v2](#)
- [AWS SDK for Java V2](#)
- [AWS SDK for JavaScript V3](#)
- [AWS SDK for PHP V3](#)
- [AWS SDK for Python](#)
- [AWS SDK for Ruby V3](#)

# DisassociateVpcCidrBlock

Disassociates a CIDR block from a VPC. To disassociate the CIDR block, you must specify its association ID. You can get the association ID by using [DescribeVpcs](#). You must detach or delete all gateways and resources that are associated with the CIDR block before you can disassociate it.

You cannot disassociate the CIDR block with which you originally created the VPC (the primary CIDR block).

## Request Parameters

For more information about required and optional parameters that are common to all actions, see [Common Query Parameters](#).

### AssociationId

The association ID for the CIDR block.

Type: String

Required: Yes

## Response Elements

The following elements are returned by the service.

### cidrBlockAssociation

Information about the IPv4 CIDR block association.

Type: [VpcCidrBlockAssociation](#) object

### ipv6CidrBlockAssociation

Information about the IPv6 CIDR block association.

Type: [VpcIpv6CidrBlockAssociation](#) object

### requestId

The ID of the request.

Type: String



## vpId

The ID of the VPC.

Type: String

## Errors

For information about the errors that are common to all actions, see [Common client error codes](#).

## Examples

### Example

This example disassociates the IPv6 CIDR block from the VPC.

### Sample Request

```
https://ec2.amazonaws.com/?Action=DisassociateVpcCidrBlock
&AssociationId=vpc-cidr-assoc-e2a5408b
&AUTHPARAMS
```

### Sample Response

```
<DisassociateVpcCidrBlockResponse xmlns="http://ec2.amazonaws.com/doc/2016-11-15/">
  <ipv6CidrBlockAssociation>
    <ipv6CidrBlock>2001:db8:1234:1a00::/56</ipv6CidrBlock>
    <ipv6CidrBlockState>
      <state>disassociating</state>
    </ipv6CidrBlockState>
    <associationId>vpc-cidr-assoc-e2a5408b</associationId>
  </ipv6CidrBlockAssociation>
  <vpcId>vpc-a034d6c4</vpcId>
</DisassociateVpcCidrBlockResponse>
```

## See Also

For more information about using this API in one of the language-specific AWS SDKs, see the following:

- [AWS Command Line Interface](#)

- [AWS SDK for .NET](#)
- [AWS SDK for C++](#)
- [AWS SDK for Go v2](#)
- [AWS SDK for Java V2](#)
- [AWS SDK for JavaScript V3](#)
- [AWS SDK for PHP V3](#)
- [AWS SDK for Python](#)
- [AWS SDK for Ruby V3](#)

# EnableAddressTransfer

Enables Elastic IP address transfer. For more information, see [Transfer Elastic IP addresses](#) in the *Amazon VPC User Guide*.

## Request Parameters

The following parameters are for this specific action. For more information about required and optional parameters that are common to all actions, see [Common Query Parameters](#).

### AllocationId

The allocation ID of an Elastic IP address.

Type: String

Required: Yes

### DryRun

Checks whether you have the required permissions for the action, without actually making the request, and provides an error response. If you have the required permissions, the error response is `DryRunOperation`. Otherwise, it is `UnauthorizedOperation`.

Type: Boolean

Required: No

### TransferAccountId

The ID of the account that you want to transfer the Elastic IP address to.

Type: String

Required: Yes

## Response Elements

The following elements are returned by the service.

### addressTransfer

An Elastic IP address transfer.

Type: [AddressTransfer](#) object

## **requestId**

The ID of the request.

Type: String

## **Errors**

For information about the errors that are common to all actions, see [Common client error codes](#).

## **See Also**

For more information about using this API in one of the language-specific AWS SDKs, see the following:

- [AWS Command Line Interface](#)
- [AWS SDK for .NET](#)
- [AWS SDK for C++](#)
- [AWS SDK for Go v2](#)
- [AWS SDK for Java V2](#)
- [AWS SDK for JavaScript V3](#)
- [AWS SDK for PHP V3](#)
- [AWS SDK for Python](#)
- [AWS SDK for Ruby V3](#)

# EnableAwsNetworkPerformanceMetricSubscription

Enables Infrastructure Performance subscriptions.

## Request Parameters

The following parameters are for this specific action. For more information about required and optional parameters that are common to all actions, see [Common Query Parameters](#).

### Destination

The target Region (like `us-east-2`) or Availability Zone ID (like `use2-az2`) that the metric subscription is enabled for. If you use Availability Zone IDs, the Source and Destination Availability Zones must be in the same Region.

Type: String

Required: No

### DryRun

Checks whether you have the required permissions for the action, without actually making the request, and provides an error response. If you have the required permissions, the error response is `DryRunOperation`. Otherwise, it is `UnauthorizedOperation`.

Type: Boolean

Required: No

### Metric

The metric used for the enabled subscription.

Type: String

Valid Values: `aggregate-latency`

Required: No

### Source

The source Region (like `us-east-1`) or Availability Zone ID (like `use1-az1`) that the metric subscription is enabled for. If you use Availability Zone IDs, the Source and Destination Availability Zones must be in the same Region.

Type: String

Required: No

### Statistic

The statistic used for the enabled subscription.

Type: String

Valid Values: p50

Required: No

## Response Elements

The following elements are returned by the service.

### output

Indicates whether the subscribe action was successful.

Type: Boolean

### requestId

The ID of the request.

Type: String

## Errors

For information about the errors that are common to all actions, see [Common client error codes](#).

## See Also

For more information about using this API in one of the language-specific AWS SDKs, see the following:

- [AWS Command Line Interface](#)
- [AWS SDK for .NET](#)
- [AWS SDK for C++](#)

- [AWS SDK for Go v2](#)
- [AWS SDK for Java V2](#)
- [AWS SDK for JavaScript V3](#)
- [AWS SDK for PHP V3](#)
- [AWS SDK for Python](#)
- [AWS SDK for Ruby V3](#)

# EnableEbsEncryptionByDefault

Enables EBS encryption by default for your account in the current Region.

After you enable encryption by default, the EBS volumes that you create are always encrypted, either using the default KMS key or the KMS key that you specified when you created each volume. For more information, see [Amazon EBS encryption](#) in the *Amazon EBS User Guide*.

You can specify the default KMS key for encryption by default using [ModifyEbsDefaultKmsKeyId](#) or [ResetEbsDefaultKmsKeyId](#).

Enabling encryption by default has no effect on the encryption status of your existing volumes.

After you enable encryption by default, you can no longer launch instances using instance types that do not support encryption. For more information, see [Supported instance types](#).

## Request Parameters

For more information about required and optional parameters that are common to all actions, see [Common Query Parameters](#).

### DryRun

Checks whether you have the required permissions for the action, without actually making the request, and provides an error response. If you have the required permissions, the error response is `DryRunOperation`. Otherwise, it is `UnauthorizedOperation`.

Type: Boolean

Required: No

## Response Elements

The following elements are returned by the service.

### ebsEncryptionByDefault

The updated status of encryption by default.

Type: Boolean



## requestId

The ID of the request.

Type: String

## Errors

For information about the errors that are common to all actions, see [Common client error codes](#).

## See Also

For more information about using this API in one of the language-specific AWS SDKs, see the following:

- [AWS Command Line Interface](#)
- [AWS SDK for .NET](#)
- [AWS SDK for C++](#)
- [AWS SDK for Go v2](#)
- [AWS SDK for Java V2](#)
- [AWS SDK for JavaScript V3](#)
- [AWS SDK for PHP V3](#)
- [AWS SDK for Python](#)
- [AWS SDK for Ruby V3](#)

# EnableFastLaunch

When you enable Windows fast launch for a Windows AMI, images are pre-provisioned, using snapshots to launch instances up to 65% faster. To create the optimized Windows image, Amazon EC2 launches an instance and runs through Sysprep steps, rebooting as required. Then it creates a set of reserved snapshots that are used for subsequent launches. The reserved snapshots are automatically replenished as they are used, depending on your settings for launch frequency.

## Note

You can only change these settings for Windows AMIs that you own or that have been shared with you.

## Request Parameters

The following parameters are for this specific action. For more information about required and optional parameters that are common to all actions, see [Common Query Parameters](#).

### DryRun

Checks whether you have the required permissions for the action, without actually making the request, and provides an error response. If you have the required permissions, the error response is `DryRunOperation`. Otherwise, it is `UnauthorizedOperation`.

Type: Boolean

Required: No

### ImageId

Specify the ID of the image for which to enable Windows fast launch.

Type: String

Required: Yes

### LaunchTemplate

The launch template to use when launching Windows instances from pre-provisioned snapshots. Launch template parameters can include either the name or ID of the launch template, but not both.

Type: [FastLaunchLaunchTemplateSpecificationRequest](#) object

Required: No

### **MaxParallelLaunches**

The maximum number of instances that Amazon EC2 can launch at the same time to create pre-provisioned snapshots for Windows fast launch. Value must be 6 or greater.

Type: Integer

Required: No

### **ResourceType**

The type of resource to use for pre-provisioning the AMI for Windows fast launch. Supported values include: `snapshot`, which is the default value.

Type: String

Required: No

### **SnapshotConfiguration**

Configuration settings for creating and managing the snapshots that are used for pre-provisioning the AMI for Windows fast launch. The associated `ResourceType` must be `snapshot`.

Type: [FastLaunchSnapshotConfigurationRequest](#) object

Required: No

## **Response Elements**

The following elements are returned by the service.

### **imageId**

The image ID that identifies the AMI for which Windows fast launch was enabled.

Type: String

### **launchTemplate**

The launch template that is used when launching Windows instances from pre-provisioned snapshots.

Type: [FastLaunchLaunchTemplateSpecificationResponse](#) object

### **maxParallelLaunches**

The maximum number of instances that Amazon EC2 can launch at the same time to create pre-provisioned snapshots for Windows fast launch.

Type: Integer

### **ownerId**

The owner ID for the AMI for which Windows fast launch was enabled.

Type: String

### **requestId**

The ID of the request.

Type: String

### **resourceType**

The type of resource that was defined for pre-provisioning the AMI for Windows fast launch.

Type: String

Valid Values: snapshot

### **snapshotConfiguration**

Settings to create and manage the pre-provisioned snapshots that Amazon EC2 uses for faster launches from the Windows AMI. This property is returned when the associated `resourceType` is snapshot.

Type: [FastLaunchSnapshotConfigurationResponse](#) object

### **state**

The current state of Windows fast launch for the specified AMI.

Type: String

Valid Values: enabling | enabling-failed | enabled | enabled-failed | disabling | disabling-failed

## stateTransitionReason

The reason that the state changed for Windows fast launch for the AMI.

Type: String

## stateTransitionTime

The time that the state changed for Windows fast launch for the AMI.

Type: Timestamp

## Errors

For information about the errors that are common to all actions, see [Common client error codes](#).

## See Also

For more information about using this API in one of the language-specific AWS SDKs, see the following:

- [AWS Command Line Interface](#)
- [AWS SDK for .NET](#)
- [AWS SDK for C++](#)
- [AWS SDK for Go v2](#)
- [AWS SDK for Java V2](#)
- [AWS SDK for JavaScript V3](#)
- [AWS SDK for PHP V3](#)
- [AWS SDK for Python](#)
- [AWS SDK for Ruby V3](#)

# EnableFastSnapshotRestores

Enables fast snapshot restores for the specified snapshots in the specified Availability Zones.

You get the full benefit of fast snapshot restores after they enter the enabled state. To get the current state of fast snapshot restores, use [DescribeFastSnapshotRestores](#). To disable fast snapshot restores, use [DisableFastSnapshotRestores](#).

For more information, see [Amazon EBS fast snapshot restore](#) in the *Amazon EBS User Guide*.

## Request Parameters

The following parameters are for this specific action. For more information about required and optional parameters that are common to all actions, see [Common Query Parameters](#).

### AvailabilityZone.N

One or more Availability Zones. For example, us-east-2a.

Type: Array of strings

Required: Yes

### DryRun

Checks whether you have the required permissions for the action, without actually making the request, and provides an error response. If you have the required permissions, the error response is `DryRunOperation`. Otherwise, it is `UnauthorizedOperation`.

Type: Boolean

Required: No

### SourceSnapshotId.N

The IDs of one or more snapshots. For example, snap-1234567890abcdef0. You can specify a snapshot that was shared with you from another AWS account.

Type: Array of strings

Required: Yes

## Response Elements

The following elements are returned by the service.

### **requestId**

The ID of the request.

Type: String

### **successful**

Information about the snapshots for which fast snapshot restores were successfully enabled.

Type: Array of [EnableFastSnapshotRestoreSuccessItem](#) objects

### **unsuccessful**

Information about the snapshots for which fast snapshot restores could not be enabled.

Type: Array of [EnableFastSnapshotRestoreErrorItem](#) objects

## Errors

For information about the errors that are common to all actions, see [Common client error codes](#).

## See Also

For more information about using this API in one of the language-specific AWS SDKs, see the following:

- [AWS Command Line Interface](#)
- [AWS SDK for .NET](#)
- [AWS SDK for C++](#)
- [AWS SDK for Go v2](#)
- [AWS SDK for Java V2](#)
- [AWS SDK for JavaScript V3](#)
- [AWS SDK for PHP V3](#)
- [AWS SDK for Python](#)
- [AWS SDK for Ruby V3](#)





# EnableImage

Re-enables a disabled AMI. The re-enabled AMI is marked as available and can be used for instance launches, appears in describe operations, and can be shared. AWS accounts, organizations, and Organizational Units that lost access to the AMI when it was disabled do not regain access automatically. Once the AMI is available, it can be shared with them again.

Only the AMI owner can re-enable a disabled AMI.

For more information, see [Disable an AMI](#) in the *Amazon EC2 User Guide*.

## Request Parameters

The following parameters are for this specific action. For more information about required and optional parameters that are common to all actions, see [Common Query Parameters](#).

### DryRun

Checks whether you have the required permissions for the action, without actually making the request, and provides an error response. If you have the required permissions, the error response is `DryRunOperation`. Otherwise, it is `UnauthorizedOperation`.

Type: Boolean

Required: No

### ImageId

The ID of the AMI.

Type: String

Required: Yes

## Response Elements

The following elements are returned by the service.

### requestId

The ID of the request.

Type: String

## return

Returns `true` if the request succeeds; otherwise, it returns an error.

Type: Boolean

## Errors

For information about the errors that are common to all actions, see [Common client error codes](#).

## Examples

### Example

This example enables the specified AMI.

### Sample Request

```
https://ec2.amazonaws.com/?Action=EnableImage
&ImageId=ami-0123456789EXAMPLE
&AUTHPARAMS
```

### Sample Response

```
<EnableImageResponse xmlns="http://ec2.amazonaws.com/doc/2016-11-15/">
  <requestId>11aabb229-4eac-35bd-99ed-be587EXAMPLE</requestId>
  <return>true</return>
</EnableImageResponse>
```

## See Also

For more information about using this API in one of the language-specific AWS SDKs, see the following:

- [AWS Command Line Interface](#)
- [AWS SDK for .NET](#)
- [AWS SDK for C++](#)
- [AWS SDK for Go v2](#)

- [AWS SDK for Java V2](#)
- [AWS SDK for JavaScript V3](#)
- [AWS SDK for PHP V3](#)
- [AWS SDK for Python](#)
- [AWS SDK for Ruby V3](#)

# EnableImageBlockPublicAccess

Enables *block public access for AMIs* at the account level in the specified AWS Region. This prevents the public sharing of your AMIs. However, if you already have public AMIs, they will remain publicly available.

The API can take up to 10 minutes to configure this setting. During this time, if you run [GetImageBlockPublicAccessState](#), the response will be `unblocked`. When the API has completed the configuration, the response will be `block-new-sharing`.

For more information, see [Block public access to your AMIs](#) in the *Amazon EC2 User Guide*.

## Request Parameters

The following parameters are for this specific action. For more information about required and optional parameters that are common to all actions, see [Common Query Parameters](#).

### DryRun

Checks whether you have the required permissions for the action, without actually making the request, and provides an error response. If you have the required permissions, the error response is `DryRunOperation`. Otherwise, it is `UnauthorizedOperation`.

Type: Boolean

Required: No

### ImageBlockPublicAccessState

Specify `block-new-sharing` to enable block public access for AMIs at the account level in the specified Region. This will block any attempt to publicly share your AMIs in the specified Region.

Type: String

Valid Values: `block-new-sharing`

Required: Yes

## Response Elements

The following elements are returned by the service.

## imageBlockPublicAccessState

Returns `block-new-sharing` if the request succeeds; otherwise, it returns an error.

Type: String

Valid Values: `block-new-sharing`

## requestId

The ID of the request.

Type: String

## Errors

For information about the errors that are common to all actions, see [Common client error codes](#).

## Examples

### Example

This example enables *block public access for AMIs* at the account level in the specified Region to prevent users in your account from publicly sharing your AMIs in the specified Region. If you already have public AMIs, they will remain publicly available.

### Sample Request

```
https://ec2.amazonaws.com/?Action=EnableImageBlockPublicAccess
&Region=us-east-1
&ImageBlockPublicAccessState=block-new-sharing
&AUTHPARAMS
```

### Sample Response

```
<EnableImageBlockPublicAccessResponse xmlns="http://ec2.amazonaws.com/doc/2016-11-15/">
  <requestId>11aabb229-4eac-35bd-99ed-be587EXAMPLE</requestId>
  <return>block-new-sharing</return>
</EnableImageBlockPublicAccessResponse>
```

## See Also

For more information about using this API in one of the language-specific AWS SDKs, see the following:

- [AWS Command Line Interface](#)
- [AWS SDK for .NET](#)
- [AWS SDK for C++](#)
- [AWS SDK for Go v2](#)
- [AWS SDK for Java V2](#)
- [AWS SDK for JavaScript V3](#)
- [AWS SDK for PHP V3](#)
- [AWS SDK for Python](#)
- [AWS SDK for Ruby V3](#)

# EnableImageDeprecation

Enables deprecation of the specified AMI at the specified date and time.

For more information, see [Deprecate an AMI](#) in the *Amazon EC2 User Guide*.

## Request Parameters

The following parameters are for this specific action. For more information about required and optional parameters that are common to all actions, see [Common Query Parameters](#).

### DeprecateAt

The date and time to deprecate the AMI, in UTC, in the following format: `YYYY-MM-DDTHH:MM:SSZ`. If you specify a value for seconds, Amazon EC2 rounds the seconds to the nearest minute.

You can't specify a date in the past. The upper limit for `DeprecateAt` is 10 years from now, except for public AMIs, where the upper limit is 2 years from the creation date.

Type: Timestamp

Required: Yes

### DryRun

Checks whether you have the required permissions for the action, without actually making the request, and provides an error response. If you have the required permissions, the error response is `DryRunOperation`. Otherwise, it is `UnauthorizedOperation`.

Type: Boolean

Required: No

### ImageId

The ID of the AMI.

Type: String

Required: Yes

## Response Elements

The following elements are returned by the service.

### **requestId**

The ID of the request.

Type: String

### **return**

Returns `true` if the request succeeds; otherwise, it returns an error.

Type: Boolean

## Errors

For information about the errors that are common to all actions, see [Common client error codes](#).

## Examples

### Example

This example deprecates the specified AMI at the specified date and time. If you specify a value for seconds, Amazon EC2 rounds the seconds to the nearest minute.

### Sample Request

```
https://ec2.amazonaws.com/?Action=EnableImageDeprecation
&ImageId=ami-0123456789EXAMPLE
&DeprecateAt="2022-06-15T13:17:00.000Z"
&AUTHPARAMS
```

### Sample Response

```
<EnableImageDeprecationResponse xmlns="http://ec2.amazonaws.com/doc/2016-11-15/">
  <requestId>59dbff89-35bd-4eac-99ed-be587EXAMPLE</requestId>
  <return>true</return>
</EnableImageDeprecationResponse>
```



## See Also

For more information about using this API in one of the language-specific AWS SDKs, see the following:

- [AWS Command Line Interface](#)
- [AWS SDK for .NET](#)
- [AWS SDK for C++](#)
- [AWS SDK for Go v2](#)
- [AWS SDK for Java V2](#)
- [AWS SDK for JavaScript V3](#)
- [AWS SDK for PHP V3](#)
- [AWS SDK for Python](#)
- [AWS SDK for Ruby V3](#)

# EnableImageDeregistrationProtection

Enables deregistration protection for an AMI. When deregistration protection is enabled, the AMI can't be deregistered.

To allow the AMI to be deregistered, you must first disable deregistration protection using [DisableImageDeregistrationProtection](#).

For more information, see [Protect an AMI from deregistration](#) in the *Amazon EC2 User Guide*.

## Request Parameters

The following parameters are for this specific action. For more information about required and optional parameters that are common to all actions, see [Common Query Parameters](#).

### DryRun

Checks whether you have the required permissions for the action, without actually making the request, and provides an error response. If you have the required permissions, the error response is `DryRunOperation`. Otherwise, it is `UnauthorizedOperation`.

Type: Boolean

Required: No

### ImageId

The ID of the AMI.

Type: String

Required: Yes

### WithCooldown

If `true`, enforces deregistration protection for 24 hours after deregistration protection is disabled.

Type: Boolean

Required: No

## Response Elements

The following elements are returned by the service.

### **requestId**

The ID of the request.

Type: String

### **return**

Returns `true` if the request succeeds; otherwise, it returns an error.

Type: String

## Errors

For information about the errors that are common to all actions, see [Common client error codes](#).

## See Also

For more information about using this API in one of the language-specific AWS SDKs, see the following:

- [AWS Command Line Interface](#)
- [AWS SDK for .NET](#)
- [AWS SDK for C++](#)
- [AWS SDK for Go v2](#)
- [AWS SDK for Java V2](#)
- [AWS SDK for JavaScript V3](#)
- [AWS SDK for PHP V3](#)
- [AWS SDK for Python](#)
- [AWS SDK for Ruby V3](#)

# EnableIpamOrganizationAdminAccount

Enable an AWS Organizations member account as the IPAM admin account. You cannot select the AWS Organizations management account as the IPAM admin account. For more information, see [Enable integration with AWS Organizations](#) in the *Amazon VPC IPAM User Guide*.

## Request Parameters

The following parameters are for this specific action. For more information about required and optional parameters that are common to all actions, see [Common Query Parameters](#).

### DelegatedAdminAccountId

The AWS Organizations member account ID that you want to enable as the IPAM account.

Type: String

Required: Yes

### DryRun

A check for whether you have the required permissions for the action without actually making the request and provides an error response. If you have the required permissions, the error response is `DryRunOperation`. Otherwise, it is `UnauthorizedOperation`.

Type: Boolean

Required: No

## Response Elements

The following elements are returned by the service.

### requestId

The ID of the request.

Type: String

### success

The result of enabling the IPAM account.

Type: Boolean

## Errors

For information about the errors that are common to all actions, see [Common client error codes](#).

## See Also

For more information about using this API in one of the language-specific AWS SDKs, see the following:

- [AWS Command Line Interface](#)
- [AWS SDK for .NET](#)
- [AWS SDK for C++](#)
- [AWS SDK for Go v2](#)
- [AWS SDK for Java V2](#)
- [AWS SDK for JavaScript V3](#)
- [AWS SDK for PHP V3](#)
- [AWS SDK for Python](#)
- [AWS SDK for Ruby V3](#)

# EnableReachabilityAnalyzerOrganizationSharing

Establishes a trust relationship between Reachability Analyzer and AWS Organizations. This operation must be performed by the management account for the organization.

After you establish a trust relationship, a user in the management account or a delegated administrator account can run a cross-account analysis using resources from the member accounts.

## Request Parameters

For more information about required and optional parameters that are common to all actions, see [Common Query Parameters](#).

### DryRun

Checks whether you have the required permissions for the action, without actually making the request, and provides an error response. If you have the required permissions, the error response is `DryRunOperation`. Otherwise, it is `UnauthorizedOperation`.

Type: Boolean

Required: No

## Response Elements

The following elements are returned by the service.

### requestId

The ID of the request.

Type: String

### returnValue

Returns `true` if the request succeeds; otherwise, returns an error.

Type: Boolean

## Errors

For information about the errors that are common to all actions, see [Common client error codes](#).

## See Also

For more information about using this API in one of the language-specific AWS SDKs, see the following:

- [AWS Command Line Interface](#)
- [AWS SDK for .NET](#)
- [AWS SDK for C++](#)
- [AWS SDK for Go v2](#)
- [AWS SDK for Java V2](#)
- [AWS SDK for JavaScript V3](#)
- [AWS SDK for PHP V3](#)
- [AWS SDK for Python](#)
- [AWS SDK for Ruby V3](#)

# EnableSerialConsoleAccess

Enables access to the EC2 serial console of all instances for your account. By default, access to the EC2 serial console is disabled for your account. For more information, see [Manage account access to the EC2 serial console](#) in the *Amazon EC2 User Guide*.

## Request Parameters

For more information about required and optional parameters that are common to all actions, see [Common Query Parameters](#).

### DryRun

Checks whether you have the required permissions for the action, without actually making the request, and provides an error response. If you have the required permissions, the error response is `DryRunOperation`. Otherwise, it is `UnauthorizedOperation`.

Type: Boolean

Required: No

## Response Elements

The following elements are returned by the service.

### requestId

The ID of the request.

Type: String

### serialConsoleAccessEnabled

If `true`, access to the EC2 serial console of all instances is enabled for your account. If `false`, access to the EC2 serial console of all instances is disabled for your account.

Type: Boolean

## Errors

For information about the errors that are common to all actions, see [Common client error codes](#).



## See Also

For more information about using this API in one of the language-specific AWS SDKs, see the following:

- [AWS Command Line Interface](#)
- [AWS SDK for .NET](#)
- [AWS SDK for C++](#)
- [AWS SDK for Go v2](#)
- [AWS SDK for Java V2](#)
- [AWS SDK for JavaScript V3](#)
- [AWS SDK for PHP V3](#)
- [AWS SDK for Python](#)
- [AWS SDK for Ruby V3](#)

# EnableSnapshotBlockPublicAccess

Enables or modifies the *block public access for snapshots* setting at the account level for the specified AWS Region. After you enable block public access for snapshots in a Region, users can no longer request public sharing for snapshots in that Region. Snapshots that are already publicly shared are either treated as private or they remain publicly shared, depending on the **State** that you specify.

## Important

Enabling block public access for snapshots in *block all sharing* mode does not change the permissions for snapshots that are already publicly shared. Instead, it prevents these snapshots from being publicly visible and publicly accessible. Therefore, the attributes for these snapshots still indicate that they are publicly shared, even though they are not publicly available.

If you later disable block public access or change the mode to *block new sharing*, these snapshots will become publicly available again.

For more information, see [Block public access for snapshots](#) in the *Amazon EBS User Guide*.

## Request Parameters

The following parameters are for this specific action. For more information about required and optional parameters that are common to all actions, see [Common Query Parameters](#).

### DryRun

Checks whether you have the required permissions for the action, without actually making the request, and provides an error response. If you have the required permissions, the error response is `DryRunOperation`. Otherwise, it is `UnauthorizedOperation`.

Type: Boolean

Required: No

### State

The mode in which to enable block public access for snapshots for the Region. Specify one of the following values:

- `block-all-sharing` - Prevents all public sharing of snapshots in the Region. Users in the account will no longer be able to request new public sharing. Additionally, snapshots that are already publicly shared are treated as private and they are no longer publicly available.
- `block-new-sharing` - Prevents only new public sharing of snapshots in the Region. Users in the account will no longer be able to request new public sharing. However, snapshots that are already publicly shared, remain publicly available.

`unblocked` is not a valid value for **EnableSnapshotBlockPublicAccess**.

Type: String

Valid Values: `block-all-sharing` | `block-new-sharing` | `unblocked`

Required: Yes

## Response Elements

The following elements are returned by the service.

### **requestId**

The ID of the request.

Type: String

### **state**

The state of block public access for snapshots for the account and Region. Returns either `block-all-sharing` or `block-new-sharing` if the request succeeds.

Type: String

Valid Values: `block-all-sharing` | `block-new-sharing` | `unblocked`

## Errors

For information about the errors that are common to all actions, see [Common client error codes](#).

## See Also

For more information about using this API in one of the language-specific AWS SDKs, see the following:

- [AWS Command Line Interface](#)
- [AWS SDK for .NET](#)
- [AWS SDK for C++](#)
- [AWS SDK for Go v2](#)
- [AWS SDK for Java V2](#)
- [AWS SDK for JavaScript V3](#)
- [AWS SDK for PHP V3](#)
- [AWS SDK for Python](#)
- [AWS SDK for Ruby V3](#)

# EnableTransitGatewayRouteTablePropagation

Enables the specified attachment to propagate routes to the specified propagation route table.

## Request Parameters

The following parameters are for this specific action. For more information about required and optional parameters that are common to all actions, see [Common Query Parameters](#).

### DryRun

Checks whether you have the required permissions for the action, without actually making the request, and provides an error response. If you have the required permissions, the error response is `DryRunOperation`. Otherwise, it is `UnauthorizedOperation`.

Type: Boolean

Required: No

### TransitGatewayAttachmentId

The ID of the attachment.

Type: String

Required: No

### TransitGatewayRouteTableAnnouncementId

The ID of the transit gateway route table announcement.

Type: String

Required: No

### TransitGatewayRouteTableId

The ID of the propagation route table.

Type: String

Required: Yes

## Response Elements

The following elements are returned by the service.

### propagation

Information about route propagation.

Type: [TransitGatewayPropagation](#) object

### requestId

The ID of the request.

Type: String

## Errors

For information about the errors that are common to all actions, see [Common client error codes](#).

## See Also

For more information about using this API in one of the language-specific AWS SDKs, see the following:

- [AWS Command Line Interface](#)
- [AWS SDK for .NET](#)
- [AWS SDK for C++](#)
- [AWS SDK for Go v2](#)
- [AWS SDK for Java V2](#)
- [AWS SDK for JavaScript V3](#)
- [AWS SDK for PHP V3](#)
- [AWS SDK for Python](#)
- [AWS SDK for Ruby V3](#)

# EnableVgwRoutePropagation

Enables a virtual private gateway (VGW) to propagate routes to the specified route table of a VPC.

## Request Parameters

The following parameters are for this specific action. For more information about required and optional parameters that are common to all actions, see [Common Query Parameters](#).

### DryRun

Checks whether you have the required permissions for the action, without actually making the request, and provides an error response. If you have the required permissions, the error response is `DryRunOperation`. Otherwise, it is `UnauthorizedOperation`.

Type: Boolean

Required: No

### GatewayId

The ID of the virtual private gateway that is attached to a VPC. The virtual private gateway must be attached to the same VPC that the routing tables are associated with.

Type: String

Required: Yes

### RouteTableId

The ID of the route table. The routing table must be associated with the same VPC that the virtual private gateway is attached to.

Type: String

Required: Yes

## Response Elements

The following elements are returned by the service.

## requestId

The ID of the request.

Type: String

## return

Is `true` if the request succeeds, and an error otherwise.

Type: Boolean

## Errors

For information about the errors that are common to all actions, see [Common client error codes](#).

## Examples

### Example

This example enables the specified virtual private gateway to propagate routes automatically to the route table with the ID `rtb-c98a35a0`.

### Sample Request

```
https://ec2.amazonaws.com/?Action=EnableVgwRoutePropagation
&RouteTableID=rtb-c98a35a0
&GatewayId=vgw-d8e09e8a
&AUTHPARAMS
```

### Sample Response

```
<EnableVgwRoutePropagation xmlns="http://ec2.amazonaws.com/doc/2016-11-15/">
  <requestId>4f35a1b2-c2c3-4093-b51f-abb9d7311990</requestId>
  <return>true</return>
</EnableVgwRoutePropagation>
```

## See Also

For more information about using this API in one of the language-specific AWS SDKs, see the following:



- [AWS Command Line Interface](#)
- [AWS SDK for .NET](#)
- [AWS SDK for C++](#)
- [AWS SDK for Go v2](#)
- [AWS SDK for Java V2](#)
- [AWS SDK for JavaScript V3](#)
- [AWS SDK for PHP V3](#)
- [AWS SDK for Python](#)
- [AWS SDK for Ruby V3](#)

# EnableVolumeIO

Enables I/O operations for a volume that had I/O operations disabled because the data on the volume was potentially inconsistent.

## Request Parameters

The following parameters are for this specific action. For more information about required and optional parameters that are common to all actions, see [Common Query Parameters](#).

### DryRun

Checks whether you have the required permissions for the action, without actually making the request, and provides an error response. If you have the required permissions, the error response is `DryRunOperation`. Otherwise, it is `UnauthorizedOperation`.

Type: Boolean

Required: No

### VolumeId

The ID of the volume.

Type: String

Required: Yes

## Response Elements

The following elements are returned by the service.

### requestId

The ID of the request.

Type: String

### return

Is `true` if the request succeeds, and an error otherwise.

Type: Boolean

## Errors

For information about the errors that are common to all actions, see [Common client error codes](#).

## Examples

### Example

This example enables the I/O operations of the volume vol-8888888.

### Sample Request

```
https://ec2.amazonaws.com/?Action=EnableVolumeIO
&VolumeId= vol-8888888
&AUTHPARAMS
```

### Sample Response

```
<EnableVolumeIOResponse xmlns="http://ec2.amazonaws.com/doc/2016-11-15/">
  <requestId>59dbff89-35bd-4eac-99ed-be587EXAMPLE</requestId>
  <return>true</return>
</EnableVolumeIOResponse>
```

## See Also

For more information about using this API in one of the language-specific AWS SDKs, see the following:

- [AWS Command Line Interface](#)
- [AWS SDK for .NET](#)
- [AWS SDK for C++](#)
- [AWS SDK for Go v2](#)
- [AWS SDK for Java V2](#)
- [AWS SDK for JavaScript V3](#)
- [AWS SDK for PHP V3](#)
- [AWS SDK for Python](#)
- [AWS SDK for Ruby V3](#)



# EnableVpcClassicLink

**Note**

This action is deprecated.

Enables a VPC for ClassicLink. You can then link EC2-Classic instances to your ClassicLink-enabled VPC to allow communication over private IP addresses. You cannot enable your VPC for ClassicLink if any of your VPC route tables have existing routes for address ranges within the 10.0.0.0/8 IP address range, excluding local routes for VPCs in the 10.0.0.0/16 and 10.1.0.0/16 IP address ranges.

## Request Parameters

The following parameters are for this specific action. For more information about required and optional parameters that are common to all actions, see [Common Query Parameters](#).

### DryRun

Checks whether you have the required permissions for the action, without actually making the request, and provides an error response. If you have the required permissions, the error response is `DryRunOperation`. Otherwise, it is `UnauthorizedOperation`.

Type: Boolean

Required: No

### VpcId

The ID of the VPC.

Type: String

Required: Yes

## Response Elements

The following elements are returned by the service.

## requestId

The ID of the request.

Type: String

## return

Returns `true` if the request succeeds; otherwise, it returns an error.

Type: Boolean

## Errors

For information about the errors that are common to all actions, see [Common client error codes](#).

## See Also

For more information about using this API in one of the language-specific AWS SDKs, see the following:

- [AWS Command Line Interface](#)
- [AWS SDK for .NET](#)
- [AWS SDK for C++](#)
- [AWS SDK for Go v2](#)
- [AWS SDK for Java V2](#)
- [AWS SDK for JavaScript V3](#)
- [AWS SDK for PHP V3](#)
- [AWS SDK for Python](#)
- [AWS SDK for Ruby V3](#)

# EnableVpcClassicLinkDnsSupport

## Note

This action is deprecated.

Enables a VPC to support DNS hostname resolution for ClassicLink. If enabled, the DNS hostname of a linked EC2-Classic instance resolves to its private IP address when addressed from an instance in the VPC to which it's linked. Similarly, the DNS hostname of an instance in a VPC resolves to its private IP address when addressed from a linked EC2-Classic instance.

You must specify a VPC ID in the request.

## Request Parameters

For more information about required and optional parameters that are common to all actions, see [Common Query Parameters](#).

### VpcId

The ID of the VPC.

Type: String

Required: No

## Response Elements

The following elements are returned by the service.

### requestId

The ID of the request.

Type: String

### return

Returns `true` if the request succeeds; otherwise, it returns an error.

Type: Boolean

## Errors

For information about the errors that are common to all actions, see [Common client error codes](#).

## See Also

For more information about using this API in one of the language-specific AWS SDKs, see the following:

- [AWS Command Line Interface](#)
- [AWS SDK for .NET](#)
- [AWS SDK for C++](#)
- [AWS SDK for Go v2](#)
- [AWS SDK for Java V2](#)
- [AWS SDK for JavaScript V3](#)
- [AWS SDK for PHP V3](#)
- [AWS SDK for Python](#)
- [AWS SDK for Ruby V3](#)



# ExportClientVpnClientCertificateRevocationList

Downloads the client certificate revocation list for the specified Client VPN endpoint.

## Request Parameters

The following parameters are for this specific action. For more information about required and optional parameters that are common to all actions, see [Common Query Parameters](#).

### ClientVpnEndpointId

The ID of the Client VPN endpoint.

Type: String

Required: Yes

### DryRun

Checks whether you have the required permissions for the action, without actually making the request, and provides an error response. If you have the required permissions, the error response is `DryRunOperation`. Otherwise, it is `UnauthorizedOperation`.

Type: Boolean

Required: No

## Response Elements

The following elements are returned by the service.

### certificateRevocationList

Information about the client certificate revocation list.

Type: String

### requestId

The ID of the request.

Type: String

## status

The current state of the client certificate revocation list.

Type: [ClientCertificateRevocationListStatus](#) object

## Errors

For information about the errors that are common to all actions, see [Common client error codes](#).

## See Also

For more information about using this API in one of the language-specific AWS SDKs, see the following:

- [AWS Command Line Interface](#)
- [AWS SDK for .NET](#)
- [AWS SDK for C++](#)
- [AWS SDK for Go v2](#)
- [AWS SDK for Java V2](#)
- [AWS SDK for JavaScript V3](#)
- [AWS SDK for PHP V3](#)
- [AWS SDK for Python](#)
- [AWS SDK for Ruby V3](#)

# ExportClientVpnClientConfiguration

Downloads the contents of the Client VPN endpoint configuration file for the specified Client VPN endpoint. The Client VPN endpoint configuration file includes the Client VPN endpoint and certificate information clients need to establish a connection with the Client VPN endpoint.

## Request Parameters

The following parameters are for this specific action. For more information about required and optional parameters that are common to all actions, see [Common Query Parameters](#).

### ClientVpnEndpointId

The ID of the Client VPN endpoint.

Type: String

Required: Yes

### DryRun

Checks whether you have the required permissions for the action, without actually making the request, and provides an error response. If you have the required permissions, the error response is `DryRunOperation`. Otherwise, it is `UnauthorizedOperation`.

Type: Boolean

Required: No

## Response Elements

The following elements are returned by the service.

### clientConfiguration

The contents of the Client VPN endpoint configuration file.

Type: String

### requestId

The ID of the request.

Type: String

## Errors

For information about the errors that are common to all actions, see [Common client error codes](#).

## Examples

### Example

This example downloads a Client VPN endpoint configuration file.

### Sample Request

```
https://ec2.amazonaws.com/?Action=ExportClientVpnClientConfiguration
&ClientVpnEndpointId=cvpn-endpoint-00c5d11fc4EXAMPLE
&AUTHPARAMS
```

### Sample Response

```
<ExportClientVpnClientConfigurationResponse xmlns="http://ec2.amazonaws.com/
doc/2016-11-15/">
  <requestId>44e88bf8-d460-4c43-80b8-a27e4EXAMPLE</requestId>
  <clientConfiguration>client
dev tun
proto udp
remote cvpn-endpoint-00c5d11fc4EXAMPLE.clientvpn.us-east-1.amazonaws.com 443
remote-random-hostname
resolv-retry infinite
nobind
persist-key
persist-tun
remote-cert-tls server
cipher AES-256-CBC
verb 3
<ca>
-----BEGIN CERTIFICATE-----
EXAMPLECAgmgAwIBAgIJA0jnW3hL6o+7MA0GCSqGSIb3DQEBCwUAMBAXDEXAMPLE
-----END CERTIFICATE-----
</ca></clientConfiguration>
```

```
</ExportClientVpnClientConfigurationResponse>
```

## See Also

For more information about using this API in one of the language-specific AWS SDKs, see the following:

- [AWS Command Line Interface](#)
- [AWS SDK for .NET](#)
- [AWS SDK for C++](#)
- [AWS SDK for Go v2](#)
- [AWS SDK for Java V2](#)
- [AWS SDK for JavaScript V3](#)
- [AWS SDK for PHP V3](#)
- [AWS SDK for Python](#)
- [AWS SDK for Ruby V3](#)

# ExportImage

Exports an Amazon Machine Image (AMI) to a VM file. For more information, see [Exporting a VM directly from an Amazon Machine Image \(AMI\)](#) in the *VM Import/Export User Guide*.

## Request Parameters

The following parameters are for this specific action. For more information about required and optional parameters that are common to all actions, see [Common Query Parameters](#).

### ClientToken

Token to enable idempotency for export image requests.

Type: String

Required: No

### Description

A description of the image being exported. The maximum length is 255 characters.

Type: String

Required: No

### DiskImageFormat

The disk image format.

Type: String

Valid Values: VMDK | RAW | VHD

Required: Yes

### DryRun

Checks whether you have the required permissions for the action, without actually making the request, and provides an error response. If you have the required permissions, the error response is `DryRunOperation`. Otherwise, it is `UnauthorizedOperation`.

Type: Boolean

Required: No

## ImageId

The ID of the image.

Type: String

Required: Yes

## RoleName

The name of the role that grants VM Import/Export permission to export images to your Amazon S3 bucket. If this parameter is not specified, the default role is named 'vmimport'.

Type: String

Required: No

## S3ExportLocation

The Amazon S3 bucket for the destination image. The destination bucket must exist.

Type: [ExportTaskS3LocationRequest](#) object

Required: Yes

## TagSpecification.N

The tags to apply to the export image task during creation.

Type: Array of [TagSpecification](#) objects

Required: No

## Response Elements

The following elements are returned by the service.

### description

A description of the image being exported.

Type: String

### diskImageFormat

The disk image format for the exported image.

Type: String

Valid Values: VMDK | RAW | VHD

### **exportImageTaskId**

The ID of the export image task.

Type: String

### **imageId**

The ID of the image.

Type: String

### **progress**

The percent complete of the export image task.

Type: String

### **requestId**

The ID of the request.

Type: String

### **roleName**

The name of the role that grants VM Import/Export permission to export images to your Amazon S3 bucket.

Type: String

### **s3ExportLocation**

Information about the destination Amazon S3 bucket.

Type: [ExportTaskS3Location](#) object

### **status**

The status of the export image task. The possible values are active, completed, deleting, and deleted.

Type: String



## statusMessage

The status message for the export image task.

Type: String

## tagSet

Any tags assigned to the export image task.

Type: Array of [Tag](#) objects

## Errors

For information about the errors that are common to all actions, see [Common client error codes](#).

## See Also

For more information about using this API in one of the language-specific AWS SDKs, see the following:

- [AWS Command Line Interface](#)
- [AWS SDK for .NET](#)
- [AWS SDK for C++](#)
- [AWS SDK for Go v2](#)
- [AWS SDK for Java V2](#)
- [AWS SDK for JavaScript V3](#)
- [AWS SDK for PHP V3](#)
- [AWS SDK for Python](#)
- [AWS SDK for Ruby V3](#)

# ExportTransitGatewayRoutes

Exports routes from the specified transit gateway route table to the specified S3 bucket. By default, all routes are exported. Alternatively, you can filter by CIDR range.

The routes are saved to the specified bucket in a JSON file. For more information, see [Export route tables to Amazon S3](#) in the *AWS Transit Gateways Guide*.

## Request Parameters

The following parameters are for this specific action. For more information about required and optional parameters that are common to all actions, see [Common Query Parameters](#).

### DryRun

Checks whether you have the required permissions for the action, without actually making the request, and provides an error response. If you have the required permissions, the error response is `DryRunOperation`. Otherwise, it is `UnauthorizedOperation`.

Type: Boolean

Required: No

### Filter.N

One or more filters. The possible values are:

- `attachment.transit-gateway-attachment-id` - The id of the transit gateway attachment.
- `attachment.resource-id` - The resource id of the transit gateway attachment.
- `route-search.exact-match` - The exact match of the specified filter.
- `route-search.longest-prefix-match` - The longest prefix that matches the route.
- `route-search.subnet-of-match` - The routes with a subnet that match the specified CIDR filter.
- `route-search.supernet-of-match` - The routes with a CIDR that encompass the CIDR filter. For example, if you have 10.0.1.0/29 and 10.0.1.0/31 routes in your route table and you specify `supernet-of-match` as 10.0.1.0/30, then the result returns 10.0.1.0/29.
- `state` - The state of the route (active | blackhole).
- `transit-gateway-route-destination-cidr-block` - The CIDR range.

- `type` - The type of route (propagated | static).

Type: Array of [Filter](#) objects

Required: No

### **S3Bucket**

The name of the S3 bucket.

Type: String

Required: Yes

### **TransitGatewayRouteTableId**

The ID of the route table.

Type: String

Required: Yes

## **Response Elements**

The following elements are returned by the service.

### **requestId**

The ID of the request.

Type: String

### **s3Location**

The URL of the exported file in Amazon S3. For example, `s3://bucket_name/VPCTransitGateway/TransitGatewayRouteTables/file_name`.

Type: String

## **Errors**

For information about the errors that are common to all actions, see [Common client error codes](#).

## See Also

For more information about using this API in one of the language-specific AWS SDKs, see the following:

- [AWS Command Line Interface](#)
- [AWS SDK for .NET](#)
- [AWS SDK for C++](#)
- [AWS SDK for Go v2](#)
- [AWS SDK for Java V2](#)
- [AWS SDK for JavaScript V3](#)
- [AWS SDK for PHP V3](#)
- [AWS SDK for Python](#)
- [AWS SDK for Ruby V3](#)

# GetAssociatedEnclaveCertificateIamRoles

Returns the IAM roles that are associated with the specified ACM (ACM) certificate. It also returns the name of the Amazon S3 bucket and the Amazon S3 object key where the certificate, certificate chain, and encrypted private key bundle are stored, and the ARN of the KMS key that's used to encrypt the private key.

## Request Parameters

The following parameters are for this specific action. For more information about required and optional parameters that are common to all actions, see [Common Query Parameters](#).

### CertificateArn

The ARN of the ACM certificate for which to view the associated IAM roles, encryption keys, and Amazon S3 object information.

Type: String

Required: Yes

### DryRun

Checks whether you have the required permissions for the action, without actually making the request, and provides an error response. If you have the required permissions, the error response is `DryRunOperation`. Otherwise, it is `UnauthorizedOperation`.

Type: Boolean

Required: No

## Response Elements

The following elements are returned by the service.

### associatedRoleSet

Information about the associated IAM roles.

Type: Array of [AssociatedRole](#) objects

## requestId

The ID of the request.

Type: String

## Errors

For information about the errors that are common to all actions, see [Common client error codes](#).

## See Also

For more information about using this API in one of the language-specific AWS SDKs, see the following:

- [AWS Command Line Interface](#)
- [AWS SDK for .NET](#)
- [AWS SDK for C++](#)
- [AWS SDK for Go v2](#)
- [AWS SDK for Java V2](#)
- [AWS SDK for JavaScript V3](#)
- [AWS SDK for PHP V3](#)
- [AWS SDK for Python](#)
- [AWS SDK for Ruby V3](#)

# GetAssociatedIpv6PoolCidrs

Gets information about the IPv6 CIDR block associations for a specified IPv6 address pool.

## Request Parameters

The following parameters are for this specific action. For more information about required and optional parameters that are common to all actions, see [Common Query Parameters](#).

### DryRun

Checks whether you have the required permissions for the action, without actually making the request, and provides an error response. If you have the required permissions, the error response is `DryRunOperation`. Otherwise, it is `UnauthorizedOperation`.

Type: Boolean

Required: No

### MaxResults

The maximum number of results to return with a single call. To retrieve the remaining results, make another call with the returned `nextToken` value.

Type: Integer

Valid Range: Minimum value of 1. Maximum value of 1000.

Required: No

### NextToken

The token for the next page of results.

Type: String

Required: No

### PoolId

The ID of the IPv6 address pool.

Type: String

Required: Yes

## Response Elements

The following elements are returned by the service.

### **ipv6CidrAssociationSet**

Information about the IPv6 CIDR block associations.

Type: Array of [Ipv6CidrAssociation](#) objects

### **nextToken**

The token to use to retrieve the next page of results. This value is `null` when there are no more results to return.

Type: String

### **requestId**

The ID of the request.

Type: String

## Errors

For information about the errors that are common to all actions, see [Common client error codes](#).

## See Also

For more information about using this API in one of the language-specific AWS SDKs, see the following:

- [AWS Command Line Interface](#)
- [AWS SDK for .NET](#)
- [AWS SDK for C++](#)
- [AWS SDK for Go v2](#)
- [AWS SDK for Java V2](#)
- [AWS SDK for JavaScript V3](#)



- [AWS SDK for PHP V3](#)
- [AWS SDK for Python](#)
- [AWS SDK for Ruby V3](#)

# GetAwsNetworkPerformanceData

Gets network performance data.

## Request Parameters

The following parameters are for this specific action. For more information about required and optional parameters that are common to all actions, see [Common Query Parameters](#).

### DataQuery.N

A list of network performance data queries.

Type: Array of [DataQuery](#) objects

Required: No

### DryRun

Checks whether you have the required permissions for the action, without actually making the request, and provides an error response. If you have the required permissions, the error response is `DryRunOperation`. Otherwise, it is `UnauthorizedOperation`.

Type: Boolean

Required: No

### EndTime

The ending time for the performance data request. The end time must be formatted as `yyyy-mm-ddThh:mm:ss`. For example, `2022-06-12T12:00:00.000Z`.

Type: Timestamp

Required: No

### MaxResults

The maximum number of results to return with a single call. To retrieve the remaining results, make another call with the returned `nextToken` value.

Type: Integer

Required: No

## NextToken

The token for the next page of results.

Type: String

Required: No

## StartTime

The starting time for the performance data request. The starting time must be formatted as yyyy-mm-ddThh:mm:ss. For example, 2022-06-10T12:00:00.000Z.

Type: Timestamp

Required: No

## Response Elements

The following elements are returned by the service.

### dataResponseSet

The list of data responses.

Type: Array of [DataResponse](#) objects

### nextToken

The token to use to retrieve the next page of results. This value is null when there are no more results to return.

Type: String

### requestId

The ID of the request.

Type: String

## Errors

For information about the errors that are common to all actions, see [Common client error codes](#).

## See Also

For more information about using this API in one of the language-specific AWS SDKs, see the following:

- [AWS Command Line Interface](#)
- [AWS SDK for .NET](#)
- [AWS SDK for C++](#)
- [AWS SDK for Go v2](#)
- [AWS SDK for Java V2](#)
- [AWS SDK for JavaScript V3](#)
- [AWS SDK for PHP V3](#)
- [AWS SDK for Python](#)
- [AWS SDK for Ruby V3](#)

# GetCapacityReservationUsage

Gets usage information about a Capacity Reservation. If the Capacity Reservation is shared, it shows usage information for the Capacity Reservation owner and each AWS account that is currently using the shared capacity. If the Capacity Reservation is not shared, it shows only the Capacity Reservation owner's usage.

## Request Parameters

The following parameters are for this specific action. For more information about required and optional parameters that are common to all actions, see [Common Query Parameters](#).

### CapacityReservationId

The ID of the Capacity Reservation.

Type: String

Required: Yes

### DryRun

Checks whether you have the required permissions for the action, without actually making the request, and provides an error response. If you have the required permissions, the error response is `DryRunOperation`. Otherwise, it is `UnauthorizedOperation`.

Type: Boolean

Required: No

### MaxResults

The maximum number of items to return for this request. To get the next page of items, make another request with the token returned in the output. For more information, see [Pagination](#).

Type: Integer

Valid Range: Minimum value of 1. Maximum value of 1000.

Required: No

### NextToken

The token to use to retrieve the next page of results.

Type: String

Required: No

## Response Elements

The following elements are returned by the service.

### **availableInstanceCount**

The remaining capacity. Indicates the number of instances that can be launched in the Capacity Reservation.

Type: Integer

### **capacityReservationId**

The ID of the Capacity Reservation.

Type: String

### **instanceType**

The type of instance for which the Capacity Reservation reserves capacity.

Type: String

### **instanceUsageSet**

Information about the Capacity Reservation usage.

Type: Array of [InstanceUsage](#) objects

### **nextToken**

The token to use to retrieve the next page of results. This value is null when there are no more results to return.

Type: String

### **requestId**

The ID of the request.

Type: String

## state

The current state of the Capacity Reservation. A Capacity Reservation can be in one of the following states:

- **active** - The Capacity Reservation is active and the capacity is available for your use.
- **expired** - The Capacity Reservation expired automatically at the date and time specified in your request. The reserved capacity is no longer available for your use.
- **cancelled** - The Capacity Reservation was cancelled. The reserved capacity is no longer available for your use.
- **pending** - The Capacity Reservation request was successful but the capacity provisioning is still pending.
- **failed** - The Capacity Reservation request has failed. A request might fail due to invalid request parameters, capacity constraints, or instance limit constraints. Failed requests are retained for 60 minutes.

Type: String

Valid Values: `active` | `expired` | `cancelled` | `pending` | `failed` | `scheduled` | `payment-pending` | `payment-failed`

## totalInstanceCount

The number of instances for which the Capacity Reservation reserves capacity.

Type: Integer

## Errors

For information about the errors that are common to all actions, see [Common client error codes](#).

## See Also

For more information about using this API in one of the language-specific AWS SDKs, see the following:

- [AWS Command Line Interface](#)
- [AWS SDK for .NET](#)
- [AWS SDK for C++](#)

- [AWS SDK for Go v2](#)
- [AWS SDK for Java V2](#)
- [AWS SDK for JavaScript V3](#)
- [AWS SDK for PHP V3](#)
- [AWS SDK for Python](#)
- [AWS SDK for Ruby V3](#)



# GetCoipPoolUsage

Describes the allocations from the specified customer-owned address pool.

## Request Parameters

The following parameters are for this specific action. For more information about required and optional parameters that are common to all actions, see [Common Query Parameters](#).

### DryRun

Checks whether you have the required permissions for the action, without actually making the request, and provides an error response. If you have the required permissions, the error response is `DryRunOperation`. Otherwise, it is `UnauthorizedOperation`.

Type: Boolean

Required: No

### Filter.N

One or more filters.

- `coip-address-usage.allocation-id` - The allocation ID of the address.
- `coip-address-usage.aws-account-id` - The ID of the AWS account that is using the customer-owned IP address.
- `coip-address-usage.aws-service` - The AWS service that is using the customer-owned IP address.
- `coip-address-usage.co-ip` - The customer-owned IP address.

Type: Array of [Filter](#) objects

Required: No

### MaxResults

The maximum number of results to return with a single call. To retrieve the remaining results, make another call with the returned `nextToken` value.

Type: Integer

Valid Range: Minimum value of 5. Maximum value of 1000.

Required: No

### **NextToken**

The token for the next page of results.

Type: String

Required: No

### **PoolId**

The ID of the address pool.

Type: String

Required: Yes

## **Response Elements**

The following elements are returned by the service.

### **coipAddressUsageSet**

Information about the address usage.

Type: Array of [CoipAddressUsage](#) objects

### **coipPoolId**

The ID of the customer-owned address pool.

Type: String

### **localGatewayRouteTableId**

The ID of the local gateway route table.

Type: String

### **nextToken**

The token to use to retrieve the next page of results. This value is `null` when there are no more results to return.

Type: String

## requestId

The ID of the request.

Type: String

## Errors

For information about the errors that are common to all actions, see [Common client error codes](#).

## See Also

For more information about using this API in one of the language-specific AWS SDKs, see the following:

- [AWS Command Line Interface](#)
- [AWS SDK for .NET](#)
- [AWS SDK for C++](#)
- [AWS SDK for Go v2](#)
- [AWS SDK for Java V2](#)
- [AWS SDK for JavaScript V3](#)
- [AWS SDK for PHP V3](#)
- [AWS SDK for Python](#)
- [AWS SDK for Ruby V3](#)

# GetConsoleOutput

Gets the console output for the specified instance. For Linux instances, the instance console output displays the exact console output that would normally be displayed on a physical monitor attached to a computer. For Windows instances, the instance console output includes the last three system event log errors.

For more information, see [Instance console output](#) in the *Amazon EC2 User Guide*.

## Request Parameters

The following parameters are for this specific action. For more information about required and optional parameters that are common to all actions, see [Common Query Parameters](#).

### DryRun

Checks whether you have the required permissions for the action, without actually making the request, and provides an error response. If you have the required permissions, the error response is `DryRunOperation`. Otherwise, it is `UnauthorizedOperation`.

Type: Boolean

Required: No

### InstanceId

The ID of the instance.

Type: String

Required: Yes

### Latest

When enabled, retrieves the latest console output for the instance.

Default: disabled (false)

Type: Boolean

Required: No

## Response Elements

The following elements are returned by the service.

### **instanceId**

The ID of the instance.

Type: String

### **output**

The console output, base64-encoded. If you are using a command line tool, the tool decodes the output for you.

Type: String

### **requestId**

The ID of the request.

Type: String

### **timestamp**

The time at which the output was last updated.

Type: Timestamp

## Errors

For information about the errors that are common to all actions, see [Common client error codes](#).

## Examples

### Example 1

This example retrieves the console output for the specified instance.

### Sample Request

```
https://ec2.amazonaws.com/?Action=GetConsoleOutput
&InstanceId=i-1234567890abcdef0
```

`&AUTHPARAMS`

## Sample Response

```
<GetConsoleOutputResponse xmlns="http://ec2.amazonaws.com/doc/2016-11-15/">
  <requestId>59dbff89-35bd-4eac-99ed-be587EXAMPLE</requestId>
  <instanceId>i-1234567890abcdef0</instanceId>
  <timestamp>2022-10-14T01:12:41.000Z</timestamp>
  <output>TGludXggdmVyc2lubiAyLjYuMTYteGVuVSAoYnVpbGR1ckBwYXRjaGJhdC5hbWF6b25zYSkgKGdj
  YyB2ZXJzaW9uIDQuMC4xIDIwMDUwNzI3IChtZWQgSGF0IDQuMC4xLTUpKSAjMSBTTVAgVGh1IE9j
  dCAyNiAwODo0MToyNiBTQVNUIDlwMDYKQk1PUy1wcm92aWR1ZCBwaH1zaWNhbCBSQU0gbWFW0gpY
  ZW46IDAuMDAwMDAwMDAwMDAwMDAwMDAwMDAwMDAwMDAwMDAwMDAwMDAwMDAwMDAwMDAwMDAwMDAw
  R0hNRU0gYXZhaWxhYmx1Lgo3MjdNQjBMT1dNRU0gYXZhaWxhYmx1Lgp0WCAoRXh1Y3V0ZSBEaXNh
  Ymx1KSBwcm90ZWNoaW9u0iBhY3RpdmlUKSVJRIGxvY2t1cCBkZXRLY3Rpb24gZGlzYWJsZWQKQnVp
  bHQgMSB6b251bG1zdHMKS2VybmVsIGNvbW1hbmQgbGluZTogcm9vdD0vZGV2L3NkYTEgcm8gNApF
  bmFibGluZyBmYXN0IEZQVSBzYXZlIGFuZCBYXN0b3JlLi4uIGRvbmUuCG==</output>
</GetConsoleOutputResponse>
```

## Example 2

This example retrieves the latest console output for the specified instance.

## Sample Request

```
https://ec2.amazonaws.com/?Action=GetConsoleOutput
&InstanceId=i-1234567890abcdef0
&Latest=true
&AUTHPARAMS
```

## See Also

For more information about using this API in one of the language-specific AWS SDKs, see the following:

- [AWS Command Line Interface](#)
- [AWS SDK for .NET](#)
- [AWS SDK for C++](#)
- [AWS SDK for Go v2](#)
- [AWS SDK for Java V2](#)

- [AWS SDK for JavaScript V3](#)
- [AWS SDK for PHP V3](#)
- [AWS SDK for Python](#)
- [AWS SDK for Ruby V3](#)

# GetConsoleScreenshot

Retrieve a JPG-format screenshot of a running instance to help with troubleshooting.

The returned content is Base64-encoded.

For more information, see [Instance console output](#) in the *Amazon EC2 User Guide*.

## Request Parameters

The following parameters are for this specific action. For more information about required and optional parameters that are common to all actions, see [Common Query Parameters](#).

### DryRun

Checks whether you have the required permissions for the action, without actually making the request, and provides an error response. If you have the required permissions, the error response is `DryRunOperation`. Otherwise, it is `UnauthorizedOperation`.

Type: Boolean

Required: No

### InstanceId

The ID of the instance.

Type: String

Required: Yes

### WakeUp

When set to `true`, acts as keystroke input and wakes up an instance that's in standby or "sleep" mode.

Type: Boolean

Required: No

## Response Elements

The following elements are returned by the service.



## imageData

The data that comprises the image.

Type: String

## instanceId

The ID of the instance.

Type: String

## requestId

The ID of the request.

Type: String

## Errors

For information about the errors that are common to all actions, see [Common client error codes](#).

## Examples

### Example

This example returns the image data of a successful request.

### Sample Request

```
https://ec2.amazonaws.com/?Action=GetConsoleScreenshot
&InstanceId=i-0598c7d356eba48d7
&AUTHPARAMS
```

### Sample Response

```
<GetConsoleScreenshotResponse xmlns="http://ec2.amazonaws.com/doc/2016-11-15/">
  <requestId>59dbff89-35bd-4eac-99ed-be587EXAMPLE</requestId>
  <imageData>997987/8kgj49ikjhewkww0008084EXAMPLE</imageData>
  <instanceId>i-765950</instanceId>
</GetConsoleScreenshotResponse>
```

## See Also

For more information about using this API in one of the language-specific AWS SDKs, see the following:

- [AWS Command Line Interface](#)
- [AWS SDK for .NET](#)
- [AWS SDK for C++](#)
- [AWS SDK for Go v2](#)
- [AWS SDK for Java V2](#)
- [AWS SDK for JavaScript V3](#)
- [AWS SDK for PHP V3](#)
- [AWS SDK for Python](#)
- [AWS SDK for Ruby V3](#)

# GetDefaultCreditSpecification

Describes the default credit option for CPU usage of a burstable performance instance family.

For more information, see [Burstable performance instances](#) in the *Amazon EC2 User Guide*.

## Request Parameters

The following parameters are for this specific action. For more information about required and optional parameters that are common to all actions, see [Common Query Parameters](#).

### DryRun

Checks whether you have the required permissions for the action, without actually making the request, and provides an error response. If you have the required permissions, the error response is `DryRunOperation`. Otherwise, it is `UnauthorizedOperation`.

Type: Boolean

Required: No

### InstanceFamily

The instance family.

Type: String

Valid Values: `t2` | `t3` | `t3a` | `t4g`

Required: Yes

## Response Elements

The following elements are returned by the service.

### instanceFamilyCreditSpecification

The default credit option for CPU usage of the instance family.

Type: [InstanceFamilyCreditSpecification](#) object

### requestId

The ID of the request.

Type: String

## Errors

For information about the errors that are common to all actions, see [Common client error codes](#).

## Examples

### Example

This example gets the default credit option for CPU usage of instances in the T2 instance family in the specified Region.

### Sample Request

```
https://ec2.amazonaws.com/?Action=GetDefaultCreditSpecification
&Region=us-east-1
&InstanceFamily=t2
&AUTHPARAMS
```

### Sample Response

```
<GetDefaultCreditSpecificationResponse xmlns="http://ec2.amazonaws.com/doc/2016-11-15/">
  <requestId>11111111-2222-3333-4444-5555EXAMPLE</requestId>
  <instanceFamilyCreditSpecification>
    <cpuCredits>unlimited</cpuCredits>
    <instanceFamily>t2</instanceFamily>
  </instanceFamilyCreditSpecification>
</GetDefaultCreditSpecificationResponse>
```

## See Also

For more information about using this API in one of the language-specific AWS SDKs, see the following:

- [AWS Command Line Interface](#)
- [AWS SDK for .NET](#)
- [AWS SDK for C++](#)

- [AWS SDK for Go v2](#)
- [AWS SDK for Java V2](#)
- [AWS SDK for JavaScript V3](#)
- [AWS SDK for PHP V3](#)
- [AWS SDK for Python](#)
- [AWS SDK for Ruby V3](#)

# GetEbsDefaultKmsKeyId

Describes the default AWS KMS key for EBS encryption by default for your account in this Region. You can change the default KMS key for encryption by default using [ModifyEbsDefaultKmsKeyId](#) or [ResetEbsDefaultKmsKeyId](#).

For more information, see [Amazon EBS encryption](#) in the *Amazon EBS User Guide*.

## Request Parameters

For more information about required and optional parameters that are common to all actions, see [Common Query Parameters](#).

### DryRun

Checks whether you have the required permissions for the action, without actually making the request, and provides an error response. If you have the required permissions, the error response is `DryRunOperation`. Otherwise, it is `UnauthorizedOperation`.

Type: Boolean

Required: No

## Response Elements

The following elements are returned by the service.

### kmsKeyId

The Amazon Resource Name (ARN) of the default KMS key for encryption by default.

Type: String

### requestId

The ID of the request.

Type: String

## Errors

For information about the errors that are common to all actions, see [Common client error codes](#).

## See Also

For more information about using this API in one of the language-specific AWS SDKs, see the following:

- [AWS Command Line Interface](#)
- [AWS SDK for .NET](#)
- [AWS SDK for C++](#)
- [AWS SDK for Go v2](#)
- [AWS SDK for Java V2](#)
- [AWS SDK for JavaScript V3](#)
- [AWS SDK for PHP V3](#)
- [AWS SDK for Python](#)
- [AWS SDK for Ruby V3](#)

# GetEbsEncryptionByDefault

Describes whether EBS encryption by default is enabled for your account in the current Region.

For more information, see [Amazon EBS encryption](#) in the *Amazon EBS User Guide*.

## Request Parameters

For more information about required and optional parameters that are common to all actions, see [Common Query Parameters](#).

### DryRun

Checks whether you have the required permissions for the action, without actually making the request, and provides an error response. If you have the required permissions, the error response is `DryRunOperation`. Otherwise, it is `UnauthorizedOperation`.

Type: Boolean

Required: No

## Response Elements

The following elements are returned by the service.

### ebsEncryptionByDefault

Indicates whether encryption by default is enabled.

Type: Boolean

### requestId

The ID of the request.

Type: String

### sseType

Reserved for future use.

Type: String



Valid Values: sse-efs | sse-kms | none

## Errors

For information about the errors that are common to all actions, see [Common client error codes](#).

## See Also

For more information about using this API in one of the language-specific AWS SDKs, see the following:

- [AWS Command Line Interface](#)
- [AWS SDK for .NET](#)
- [AWS SDK for C++](#)
- [AWS SDK for Go v2](#)
- [AWS SDK for Java V2](#)
- [AWS SDK for JavaScript V3](#)
- [AWS SDK for PHP V3](#)
- [AWS SDK for Python](#)
- [AWS SDK for Ruby V3](#)

# GetFlowLogsIntegrationTemplate

Generates a CloudFormation template that streamlines and automates the integration of VPC flow logs with Amazon Athena. This make it easier for you to query and gain insights from VPC flow logs data. Based on the information that you provide, we configure resources in the template to do the following:

- Create a table in Athena that maps fields to a custom log format
- Create a Lambda function that updates the table with new partitions on a daily, weekly, or monthly basis
- Create a table partitioned between two timestamps in the past
- Create a set of named queries in Athena that you can use to get started quickly

## Note

GetFlowLogsIntegrationTemplate does not support integration between AWS Transit Gateway Flow Logs and Amazon Athena.

## Request Parameters

The following parameters are for this specific action. For more information about required and optional parameters that are common to all actions, see [Common Query Parameters](#).

### ConfigDeliveryS3DestinationArn

To store the CloudFormation template in Amazon S3, specify the location in Amazon S3.

Type: String

Required: Yes

### DryRun

Checks whether you have the required permissions for the action, without actually making the request, and provides an error response. If you have the required permissions, the error response is DryRunOperation. Otherwise, it is UnauthorizedOperation.

Type: Boolean

Required: No

### **FlowLogId**

The ID of the flow log.

Type: String

Required: Yes

### **IntegrateService**

Information about the service integration.

Type: [IntegrateServices](#) object

Required: Yes

## **Response Elements**

The following elements are returned by the service.

### **requestId**

The ID of the request.

Type: String

### **result**

The generated CloudFormation template.

Type: String

## **Errors**

For information about the errors that are common to all actions, see [Common client error codes](#).

## **See Also**

For more information about using this API in one of the language-specific AWS SDKs, see the following:

- [AWS Command Line Interface](#)
- [AWS SDK for .NET](#)
- [AWS SDK for C++](#)
- [AWS SDK for Go v2](#)
- [AWS SDK for Java V2](#)
- [AWS SDK for JavaScript V3](#)
- [AWS SDK for PHP V3](#)
- [AWS SDK for Python](#)
- [AWS SDK for Ruby V3](#)

# GetGroupsForCapacityReservation

Lists the resource groups to which a Capacity Reservation has been added.

## Request Parameters

The following parameters are for this specific action. For more information about required and optional parameters that are common to all actions, see [Common Query Parameters](#).

### CapacityReservationId

The ID of the Capacity Reservation. If you specify a Capacity Reservation that is shared with you, the operation returns only Capacity Reservation groups that you own.

Type: String

Required: Yes

### DryRun

Checks whether you have the required permissions for the action, without actually making the request, and provides an error response. If you have the required permissions, the error response is `DryRunOperation`. Otherwise, it is `UnauthorizedOperation`.

Type: Boolean

Required: No

### MaxResults

The maximum number of items to return for this request. To get the next page of items, make another request with the token returned in the output. For more information, see [Pagination](#).

Type: Integer

Valid Range: Minimum value of 1. Maximum value of 1000.

Required: No

### NextToken

The token to use to retrieve the next page of results.

Type: String

Required: No

## Response Elements

The following elements are returned by the service.

### **capacityReservationGroupSet**

Information about the resource groups to which the Capacity Reservation has been added.

Type: Array of [CapacityReservationGroup](#) objects

### **nextToken**

The token to use to retrieve the next page of results. This value is null when there are no more results to return.

Type: String

### **requestId**

The ID of the request.

Type: String

## Errors

For information about the errors that are common to all actions, see [Common client error codes](#).

## See Also

For more information about using this API in one of the language-specific AWS SDKs, see the following:

- [AWS Command Line Interface](#)
- [AWS SDK for .NET](#)
- [AWS SDK for C++](#)
- [AWS SDK for Go v2](#)
- [AWS SDK for Java V2](#)
- [AWS SDK for JavaScript V3](#)

- [AWS SDK for PHP V3](#)
- [AWS SDK for Python](#)
- [AWS SDK for Ruby V3](#)

# GetHostReservationPurchasePreview

Preview a reservation purchase with configurations that match those of your Dedicated Host. You must have active Dedicated Hosts in your account before you purchase a reservation.

This is a preview of the [PurchaseHostReservation](#) action and does not result in the offering being purchased.

## Request Parameters

The following parameters are for this specific action. For more information about required and optional parameters that are common to all actions, see [Common Query Parameters](#).

### HostIdSet.N

The IDs of the Dedicated Hosts with which the reservation is associated.

Type: Array of strings

Required: Yes

### OfferingId

The offering ID of the reservation.

Type: String

Required: Yes

## Response Elements

The following elements are returned by the service.

### currencyCode

The currency in which the `totalUpfrontPrice` and `totalHourlyPrice` amounts are specified. At this time, the only supported currency is USD.

Type: String

Valid Values: USD



## **purchase**

The purchase information of the Dedicated Host reservation and the Dedicated Hosts associated with it.

Type: Array of [Purchase](#) objects

## **requestId**

The ID of the request.

Type: String

## **totalHourlyPrice**

The potential total hourly price of the reservation per hour.

Type: String

## **totalUpfrontPrice**

The potential total upfront price. This is billed immediately.

Type: String

## **Errors**

For information about the errors that are common to all actions, see [Common client error codes](#).

## **Examples**

### **Example**

This example is a preview of the reservation to be purchased.

### **Sample Request**

```
https://ec2.amazonaws.com/?Action=GetHostReservationPurchasePreview
&OfferingId=hro-0eb3541dg8t849c2d
&HostIdSet=h-0fgr9ddb0ecd0a1cd
&AUTHPARAMS
```

## Sample Response

```
<GetHostReservationPurchasePreviewResult xmlns="http://ec2.amazonaws.com/doc/2016-11-15/">
  <requestId>d4904fd9-84c3-4967-gtyk-a9983EXAMPLE</requestId>
  <purchase>
    <item>
      <duration>31536000</duration>
      <upfrontPrice>7453.000</upfrontPrice>
      <paymentOption>PartialUpfront</paymentOption>
      <instanceFamily>m4</instanceFamily>
      <hourlyPrice>0.850</hourlyPrice>
      <hostIdSet>
        <item>h-0fgr9ddb0ecd0a1cd</item>
      </hostIdSet>
    </item>
  </purchase>
  <totalHourlyPrice>0.850<totalHourlyPrice>
  <totalUpfrontPrice>7453.000<totalUpfrontPrice>
</GetHostReservationPurchasePreviewResult>
```

## See Also

For more information about using this API in one of the language-specific AWS SDKs, see the following:

- [AWS Command Line Interface](#)
- [AWS SDK for .NET](#)
- [AWS SDK for C++](#)
- [AWS SDK for Go v2](#)
- [AWS SDK for Java V2](#)
- [AWS SDK for JavaScript V3](#)
- [AWS SDK for PHP V3](#)
- [AWS SDK for Python](#)
- [AWS SDK for Ruby V3](#)

# GetImageBlockPublicAccessState

Gets the current state of *block public access for AMIs* at the account level in the specified AWS Region.

For more information, see [Block public access to your AMIs](#) in the *Amazon EC2 User Guide*.

## Request Parameters

For more information about required and optional parameters that are common to all actions, see [Common Query Parameters](#).

### DryRun

Checks whether you have the required permissions for the action, without actually making the request, and provides an error response. If you have the required permissions, the error response is `DryRunOperation`. Otherwise, it is `UnauthorizedOperation`.

Type: Boolean

Required: No

## Response Elements

The following elements are returned by the service.

### **imageBlockPublicAccessState**

The current state of block public access for AMIs at the account level in the specified AWS Region.

Possible values:

- `block-new-sharing` - Any attempt to publicly share your AMIs in the specified Region is blocked.
- `unblocked` - Your AMIs in the specified Region can be publicly shared.

Type: String

### **requestId**

The ID of the request.

Type: String

## Errors

For information about the errors that are common to all actions, see [Common client error codes](#).

## Examples

### Example

This example gets the state of *block public access for AMIs* at the account level in the specified Region to see whether the public sharing of your AMIs is blocked in your account. The value for the response is either `block-new-sharing` or `unblocked`.

### Sample Request

```
https://ec2.amazonaws.com/?Action=GetImageBlockPublicAccessState
&Region=us-east-1
&AUTHPARAMS
```

### Sample Response

```
<GetImageBlockPublicAccessStateResponse xmlns="http://ec2.amazonaws.com/
doc/2016-11-15/">
  <requestId>11aabb229-4eac-35bd-99ed-be587EXAMPLE</requestId>
  <return>block-new-sharing</return>
</GetImageBlockPublicAccessStateResponse>
```

## See Also

For more information about using this API in one of the language-specific AWS SDKs, see the following:

- [AWS Command Line Interface](#)
- [AWS SDK for .NET](#)
- [AWS SDK for C++](#)
- [AWS SDK for Go v2](#)
- [AWS SDK for Java V2](#)

- [AWS SDK for JavaScript V3](#)
- [AWS SDK for PHP V3](#)
- [AWS SDK for Python](#)
- [AWS SDK for Ruby V3](#)

# GetInstanceMetadataDefaults

Gets the default instance metadata service (IMDS) settings that are set at the account level in the specified AWS Region.

For more information, see [Order of precedence for instance metadata options](#) in the *Amazon EC2 User Guide*.

## Request Parameters

For more information about required and optional parameters that are common to all actions, see [Common Query Parameters](#).

### DryRun

Checks whether you have the required permissions for the action, without actually making the request, and provides an error response. If you have the required permissions, the error response is `DryRunOperation`. Otherwise, it is `UnauthorizedOperation`.

Type: Boolean

Required: No

## Response Elements

The following elements are returned by the service.

### accountLevel

The account-level default IMDS settings.

Type: [InstanceMetadataDefaultsResponse](#) object

### requestId

The ID of the request.

Type: String

## Errors

For information about the errors that are common to all actions, see [Common client error codes](#).

## See Also

For more information about using this API in one of the language-specific AWS SDKs, see the following:

- [AWS Command Line Interface](#)
- [AWS SDK for .NET](#)
- [AWS SDK for C++](#)
- [AWS SDK for Go v2](#)
- [AWS SDK for Java V2](#)
- [AWS SDK for JavaScript V3](#)
- [AWS SDK for PHP V3](#)
- [AWS SDK for Python](#)
- [AWS SDK for Ruby V3](#)

# GetInstanceTpmEkPub

Gets the public endorsement key associated with the Nitro Trusted Platform Module (NitroTPM) for the specified instance.

## Request Parameters

The following parameters are for this specific action. For more information about required and optional parameters that are common to all actions, see [Common Query Parameters](#).

### DryRun

Specify this parameter to verify whether the request will succeed, without actually making the request. If the request will succeed, the response is `DryRunOperation`. Otherwise, the response is `UnauthorizedOperation`.

Type: Boolean

Required: No

### InstanceId

The ID of the instance for which to get the public endorsement key.

Type: String

Required: Yes

### KeyFormat

The required public endorsement key format. Specify `der` for a DER-encoded public key that is compatible with OpenSSL. Specify `tpmt` for a TPM 2.0 format that is compatible with `tpm2-tools`. The returned key is base64 encoded.

Type: String

Valid Values: `der` | `tpmt`

Required: Yes

### KeyType

The required public endorsement key type.

Type: String



Valid Values: `rsa-2048` | `ecc-sec-p384`

Required: Yes

## Response Elements

The following elements are returned by the service.

### **instanceId**

The ID of the instance.

Type: String

### **keyFormat**

The public endorsement key format.

Type: String

Valid Values: `der` | `tpmt`

### **keyType**

The public endorsement key type.

Type: String

Valid Values: `rsa-2048` | `ecc-sec-p384`

### **keyValue**

The public endorsement key material.

Type: String

### **requestId**

The ID of the request.

Type: String

## Errors

For information about the errors that are common to all actions, see [Common client error codes](#).

## See Also

For more information about using this API in one of the language-specific AWS SDKs, see the following:

- [AWS Command Line Interface](#)
- [AWS SDK for .NET](#)
- [AWS SDK for C++](#)
- [AWS SDK for Go v2](#)
- [AWS SDK for Java V2](#)
- [AWS SDK for JavaScript V3](#)
- [AWS SDK for PHP V3](#)
- [AWS SDK for Python](#)
- [AWS SDK for Ruby V3](#)

# GetInstanceTypesFromInstanceRequirements

Returns a list of instance types with the specified instance attributes. You can use the response to preview the instance types without launching instances. Note that the response does not consider capacity.

When you specify multiple parameters, you get instance types that satisfy all of the specified parameters. If you specify multiple values for a parameter, you get instance types that satisfy any of the specified values.

For more information, see [Preview instance types with specified attributes](#), [Attribute-based instance type selection for EC2 Fleet](#), [Attribute-based instance type selection for Spot Fleet](#), and [Spot placement score](#) in the *Amazon EC2 User Guide*, and [Creating an Auto Scaling group using attribute-based instance type selection](#) in the *Amazon EC2 Auto Scaling User Guide*.

## Request Parameters

The following parameters are for this specific action. For more information about required and optional parameters that are common to all actions, see [Common Query Parameters](#).

### ArchitectureType.N

The processor architecture type.

Type: Array of strings

Array Members: Minimum number of 0 items. Maximum number of 3 items.

Valid Values: `i386` | `x86_64` | `arm64` | `x86_64_mac` | `arm64_mac`

Required: Yes

### DryRun

Checks whether you have the required permissions for the action, without actually making the request, and provides an error response. If you have the required permissions, the error response is `DryRunOperation`. Otherwise, it is `UnauthorizedOperation`.

Type: Boolean

Required: No

## InstanceRequirements

The attributes required for the instance types.

Type: [InstanceRequirementsRequest](#) object

Required: Yes

## MaxResults

The maximum number of items to return for this request. To get the next page of items, make another request with the token returned in the output. For more information, see [Pagination](#).

Type: Integer

Required: No

## NextToken

The token returned from a previous paginated request. Pagination continues from the end of the items returned by the previous request.

Type: String

Required: No

## VirtualizationType.N

The virtualization type.

Type: Array of strings

Array Members: Minimum number of 0 items. Maximum number of 2 items.

Valid Values: `hvm` | `paravirtual`

Required: Yes

## Response Elements

The following elements are returned by the service.

### instanceTypeSet

The instance types with the specified instance attributes.

Type: Array of [InstanceTypeInfoFromInstanceRequirements](#) objects

### **nextToken**

The token to include in another request to get the next page of items. This value is null when there are no more items to return.

Type: String

### **requestId**

The ID of the request.

Type: String

## **Errors**

For information about the errors that are common to all actions, see [Common client error codes](#).

## **See Also**

For more information about using this API in one of the language-specific AWS SDKs, see the following:

- [AWS Command Line Interface](#)
- [AWS SDK for .NET](#)
- [AWS SDK for C++](#)
- [AWS SDK for Go v2](#)
- [AWS SDK for Java V2](#)
- [AWS SDK for JavaScript V3](#)
- [AWS SDK for PHP V3](#)
- [AWS SDK for Python](#)
- [AWS SDK for Ruby V3](#)

# GetInstanceUefiData

A binary representation of the UEFI variable store. Only non-volatile variables are stored. This is a base64 encoded and zlib compressed binary value that must be properly encoded.

When you use [register-image](#) to create an AMI, you can create an exact copy of your variable store by passing the UEFI data in the `UefiData` parameter. You can modify the UEFI data by using the [python-uefivars tool](#) on GitHub. You can use the tool to convert the UEFI data into a human-readable format (JSON), which you can inspect and modify, and then convert back into the binary format to use with `register-image`.

For more information, see [UEFI Secure Boot](#) in the *Amazon EC2 User Guide*.

## Request Parameters

The following parameters are for this specific action. For more information about required and optional parameters that are common to all actions, see [Common Query Parameters](#).

### DryRun

Checks whether you have the required permissions for the action, without actually making the request, and provides an error response. If you have the required permissions, the error response is `DryRunOperation`. Otherwise, it is `UnauthorizedOperation`.

Type: Boolean

Required: No

### InstanceId

The ID of the instance from which to retrieve the UEFI data.

Type: String

Required: Yes

## Response Elements

The following elements are returned by the service.

## **instanceId**

The ID of the instance from which to retrieve the UEFI data.

Type: String

## **requestId**

The ID of the request.

Type: String

## **uefiData**

Base64 representation of the non-volatile UEFI variable store.

Type: String

## **Errors**

For information about the errors that are common to all actions, see [Common client error codes](#).

## **See Also**

For more information about using this API in one of the language-specific AWS SDKs, see the following:

- [AWS Command Line Interface](#)
- [AWS SDK for .NET](#)
- [AWS SDK for C++](#)
- [AWS SDK for Go v2](#)
- [AWS SDK for Java V2](#)
- [AWS SDK for JavaScript V3](#)
- [AWS SDK for PHP V3](#)
- [AWS SDK for Python](#)
- [AWS SDK for Ruby V3](#)

# GetIpamAddressHistory

Retrieve historical information about a CIDR within an IPAM scope. For more information, see [View the history of IP addresses](#) in the *Amazon VPC IPAM User Guide*.

## Request Parameters

The following parameters are for this specific action. For more information about required and optional parameters that are common to all actions, see [Common Query Parameters](#).

### Cidr

The CIDR you want the history of. The CIDR can be an IPv4 or IPv6 IP address range. If you enter a /16 IPv4 CIDR, you will get records that match it exactly. You will not get records for any subnets within the /16 CIDR.

Type: String

Required: Yes

### DryRun

A check for whether you have the required permissions for the action without actually making the request and provides an error response. If you have the required permissions, the error response is `DryRunOperation`. Otherwise, it is `UnauthorizedOperation`.

Type: Boolean

Required: No

### EndTime

The end of the time period for which you are looking for history. If you omit this option, it will default to the current time.

Type: Timestamp

Required: No

### IpamScopeId

The ID of the IPAM scope that the CIDR is in.

Type: String



Required: Yes

### **MaxResults**

The maximum number of historical results you would like returned per page. Defaults to 100.

Type: Integer

Valid Range: Minimum value of 1. Maximum value of 1000.

Required: No

### **NextToken**

The token for the next page of results.

Type: String

Required: No

### **StartTime**

The start of the time period for which you are looking for history. If you omit this option, it will default to the value of EndTime.

Type: Timestamp

Required: No

### **VpcId**

The ID of the VPC you want your history records filtered by.

Type: String

Required: No

## **Response Elements**

The following elements are returned by the service.

### **historyRecordSet**

A historical record for a CIDR within an IPAM scope. If the CIDR is associated with an EC2 instance, you will see an object in the response for the instance and one for the network interface.

Type: Array of [IpamAddressHistoryRecord](#) objects

### **nextToken**

The token to use to retrieve the next page of results. This value is `null` when there are no more results to return.

Type: String

### **requestId**

The ID of the request.

Type: String

## **Errors**

For information about the errors that are common to all actions, see [Common client error codes](#).

## **See Also**

For more information about using this API in one of the language-specific AWS SDKs, see the following:

- [AWS Command Line Interface](#)
- [AWS SDK for .NET](#)
- [AWS SDK for C++](#)
- [AWS SDK for Go v2](#)
- [AWS SDK for Java V2](#)
- [AWS SDK for JavaScript V3](#)
- [AWS SDK for PHP V3](#)
- [AWS SDK for Python](#)
- [AWS SDK for Ruby V3](#)

# GetIpamDiscoveredAccounts

Gets IPAM discovered accounts. A discovered account is an AWS account that is monitored under a resource discovery. If you have integrated IPAM with AWS Organizations, all accounts in the organization are discovered accounts. Only the IPAM account can get all discovered accounts in the organization.

## Request Parameters

The following parameters are for this specific action. For more information about required and optional parameters that are common to all actions, see [Common Query Parameters](#).

### DiscoveryRegion

The AWS Region that the account information is returned from.

Type: String

Required: Yes

### DryRun

A check for whether you have the required permissions for the action without actually making the request and provides an error response. If you have the required permissions, the error response is `DryRunOperation`. Otherwise, it is `UnauthorizedOperation`.

Type: Boolean

Required: No

### Filter.N

Discovered account filters.

Type: Array of [Filter](#) objects

Required: No

### IpamResourceDiscoveryId

A resource discovery ID.

Type: String

Required: Yes

### **MaxResults**

The maximum number of discovered accounts to return in one page of results.

Type: Integer

Valid Range: Minimum value of 5. Maximum value of 1000.

Required: No

### **NextToken**

Specify the pagination token from a previous request to retrieve the next page of results.

Type: String

Required: No

## **Response Elements**

The following elements are returned by the service.

### **ipamDiscoveredAccountSet**

Discovered accounts.

Type: Array of [IpamDiscoveredAccount](#) objects

### **nextToken**

Specify the pagination token from a previous request to retrieve the next page of results.

Type: String

### **requestId**

The ID of the request.

Type: String

## **Errors**

For information about the errors that are common to all actions, see [Common client error codes](#).

## See Also

For more information about using this API in one of the language-specific AWS SDKs, see the following:

- [AWS Command Line Interface](#)
- [AWS SDK for .NET](#)
- [AWS SDK for C++](#)
- [AWS SDK for Go v2](#)
- [AWS SDK for Java V2](#)
- [AWS SDK for JavaScript V3](#)
- [AWS SDK for PHP V3](#)
- [AWS SDK for Python](#)
- [AWS SDK for Ruby V3](#)

# GetIpamDiscoveredPublicAddresses

Gets the public IP addresses that have been discovered by IPAM.

## Request Parameters

The following parameters are for this specific action. For more information about required and optional parameters that are common to all actions, see [Common Query Parameters](#).

### AddressRegion

The AWS Region for the IP address.

Type: String

Required: Yes

### DryRun

A check for whether you have the required permissions for the action without actually making the request and provides an error response. If you have the required permissions, the error response is `DryRunOperation`. Otherwise, it is `UnauthorizedOperation`.

Type: Boolean

Required: No

### Filter.N

Filters.

Type: Array of [Filter](#) objects

Required: No

### IpamResourceDiscoveryId

An IPAM resource discovery ID.

Type: String

Required: Yes

## MaxResults

The maximum number of IPAM discovered public addresses to return in one page of results.

Type: Integer

Valid Range: Minimum value of 5. Maximum value of 1000.

Required: No

## NextToken

The token for the next page of results.

Type: String

Required: No

## Response Elements

The following elements are returned by the service.

### ipamDiscoveredPublicAddressSet

IPAM discovered public addresses.

Type: Array of [IpamDiscoveredPublicAddress](#) objects

### nextToken

The token to use to retrieve the next page of results. This value is null when there are no more results to return.

Type: String

### oldestSampleTime

The oldest successful resource discovery time.

Type: Timestamp

### requestId

The ID of the request.

Type: String

## Errors

For information about the errors that are common to all actions, see [Common client error codes](#).

## See Also

For more information about using this API in one of the language-specific AWS SDKs, see the following:

- [AWS Command Line Interface](#)
- [AWS SDK for .NET](#)
- [AWS SDK for C++](#)
- [AWS SDK for Go v2](#)
- [AWS SDK for Java V2](#)
- [AWS SDK for JavaScript V3](#)
- [AWS SDK for PHP V3](#)
- [AWS SDK for Python](#)
- [AWS SDK for Ruby V3](#)



# GetIpamDiscoveredResourceCidrs

Returns the resource CIDRs that are monitored as part of a resource discovery. A discovered resource is a resource CIDR monitored under a resource discovery. The following resources can be discovered: VPCs, Public IPv4 pools, VPC subnets, and Elastic IP addresses.

## Request Parameters

The following parameters are for this specific action. For more information about required and optional parameters that are common to all actions, see [Common Query Parameters](#).

### DryRun

A check for whether you have the required permissions for the action without actually making the request and provides an error response. If you have the required permissions, the error response is `DryRunOperation`. Otherwise, it is `UnauthorizedOperation`.

Type: Boolean

Required: No

### Filter.N

Filters.

Type: Array of [Filter](#) objects

Required: No

### IpamResourceDiscoveryId

A resource discovery ID.

Type: String

Required: Yes

### MaxResults

The maximum number of discovered resource CIDRs to return in one page of results.

Type: Integer

Valid Range: Minimum value of 5. Maximum value of 1000.

Required: No

### **NextToken**

Specify the pagination token from a previous request to retrieve the next page of results.

Type: String

Required: No

### **ResourceRegion**

A resource Region.

Type: String

Required: Yes

## **Response Elements**

The following elements are returned by the service.

### **ipamDiscoveredResourceCidrSet**

Discovered resource CIDRs.

Type: Array of [IpamDiscoveredResourceCidr](#) objects

### **nextToken**

Specify the pagination token from a previous request to retrieve the next page of results.

Type: String

### **requestId**

The ID of the request.

Type: String

## **Errors**

For information about the errors that are common to all actions, see [Common client error codes](#).

## See Also

For more information about using this API in one of the language-specific AWS SDKs, see the following:

- [AWS Command Line Interface](#)
- [AWS SDK for .NET](#)
- [AWS SDK for C++](#)
- [AWS SDK for Go v2](#)
- [AWS SDK for Java V2](#)
- [AWS SDK for JavaScript V3](#)
- [AWS SDK for PHP V3](#)
- [AWS SDK for Python](#)
- [AWS SDK for Ruby V3](#)

# GetIpamPoolAllocations

Get a list of all the CIDR allocations in an IPAM pool. The Region you use should be the IPAM pool locale. The locale is the AWS Region where this IPAM pool is available for allocations.

## Note

If you use this action after [AllocateIpamPoolCidr](#) or [ReleaseIpamPoolAllocation](#), note that all EC2 API actions follow an [eventual consistency](#) model.

## Request Parameters

The following parameters are for this specific action. For more information about required and optional parameters that are common to all actions, see [Common Query Parameters](#).

### DryRun

A check for whether you have the required permissions for the action without actually making the request and provides an error response. If you have the required permissions, the error response is `DryRunOperation`. Otherwise, it is `UnauthorizedOperation`.

Type: Boolean

Required: No

### Filter.N

One or more filters for the request. For more information about filtering, see [Filtering CLI output](#).

Type: Array of [Filter](#) objects

Required: No

### IpamPoolAllocationId

The ID of the allocation.

Type: String

Required: No

## **IpamPoolId**

The ID of the IPAM pool you want to see the allocations for.

Type: String

Required: Yes

## **MaxResults**

The maximum number of results you would like returned per page.

Type: Integer

Valid Range: Minimum value of 1000. Maximum value of 100000.

Required: No

## **NextToken**

The token for the next page of results.

Type: String

Required: No

## **Response Elements**

The following elements are returned by the service.

### **ipamPoolAllocationSet**

The IPAM pool allocations you want information on.

Type: Array of [IpamPoolAllocation](#) objects

### **nextToken**

The token to use to retrieve the next page of results. This value is `null` when there are no more results to return.

Type: String

### **requestId**

The ID of the request.

Type: String

## Errors

For information about the errors that are common to all actions, see [Common client error codes](#).

## See Also

For more information about using this API in one of the language-specific AWS SDKs, see the following:

- [AWS Command Line Interface](#)
- [AWS SDK for .NET](#)
- [AWS SDK for C++](#)
- [AWS SDK for Go v2](#)
- [AWS SDK for Java V2](#)
- [AWS SDK for JavaScript V3](#)
- [AWS SDK for PHP V3](#)
- [AWS SDK for Python](#)
- [AWS SDK for Ruby V3](#)

# GetIpamPoolCidrs

Get the CIDRs provisioned to an IPAM pool.

## Request Parameters

The following parameters are for this specific action. For more information about required and optional parameters that are common to all actions, see [Common Query Parameters](#).

### DryRun

A check for whether you have the required permissions for the action without actually making the request and provides an error response. If you have the required permissions, the error response is `DryRunOperation`. Otherwise, it is `UnauthorizedOperation`.

Type: Boolean

Required: No

### Filter.N

One or more filters for the request. For more information about filtering, see [Filtering CLI output](#).

Type: Array of [Filter](#) objects

Required: No

### IpamPoolId

The ID of the IPAM pool you want the CIDR for.

Type: String

Required: Yes

### MaxResults

The maximum number of results to return in the request.

Type: Integer

Valid Range: Minimum value of 5. Maximum value of 1000.

Required: No

### **NextToken**

The token for the next page of results.

Type: String

Required: No

## **Response Elements**

The following elements are returned by the service.

### **ipamPoolCidrSet**

Information about the CIDRs provisioned to an IPAM pool.

Type: Array of [IpamPoolCidr](#) objects

### **nextToken**

The token to use to retrieve the next page of results. This value is `null` when there are no more results to return.

Type: String

### **requestId**

The ID of the request.

Type: String

## **Errors**

For information about the errors that are common to all actions, see [Common client error codes](#).

## **See Also**

For more information about using this API in one of the language-specific AWS SDKs, see the following:

- [AWS Command Line Interface](#)



- [AWS SDK for .NET](#)
- [AWS SDK for C++](#)
- [AWS SDK for Go v2](#)
- [AWS SDK for Java V2](#)
- [AWS SDK for JavaScript V3](#)
- [AWS SDK for PHP V3](#)
- [AWS SDK for Python](#)
- [AWS SDK for Ruby V3](#)

# GetIpamResourceCidrs

Returns resource CIDRs managed by IPAM in a given scope. If an IPAM is associated with more than one resource discovery, the resource CIDRs across all of the resource discoveries is returned. A resource discovery is an IPAM component that enables IPAM to manage and monitor resources that belong to the owning account.

## Request Parameters

The following parameters are for this specific action. For more information about required and optional parameters that are common to all actions, see [Common Query Parameters](#).

### DryRun

A check for whether you have the required permissions for the action without actually making the request and provides an error response. If you have the required permissions, the error response is `DryRunOperation`. Otherwise, it is `UnauthorizedOperation`.

Type: Boolean

Required: No

### Filter.N

One or more filters for the request. For more information about filtering, see [Filtering CLI output](#).

Type: Array of [Filter](#) objects

Required: No

### IpamPoolId

The ID of the IPAM pool that the resource is in.

Type: String

Required: No

### IpamScopeld

The ID of the scope that the resource is in.

Type: String

Required: Yes

### **MaxResults**

The maximum number of results to return in the request.

Type: Integer

Valid Range: Minimum value of 5. Maximum value of 1000.

Required: No

### **NextToken**

The token for the next page of results.

Type: String

Required: No

### **ResourceId**

The ID of the resource.

Type: String

Required: No

### **ResourceOwner**

The ID of the AWS account that owns the resource.

Type: String

Required: No

### **ResourceTag**

The resource tag.

Type: [RequestIpamResourceTag](#) object

Required: No

### **ResourceType**

The resource type.

Type: String

Valid Values: vpc | subnet | eip | public-ipv4-pool | ipv6-pool | eni

Required: No

## Response Elements

The following elements are returned by the service.

### **ipamResourceCidrSet**

The resource CIDRs.

Type: Array of [IpamResourceCidr](#) objects

### **nextToken**

The token to use to retrieve the next page of results. This value is null when there are no more results to return.

Type: String

### **requestId**

The ID of the request.

Type: String

## Errors

For information about the errors that are common to all actions, see [Common client error codes](#).

## See Also

For more information about using this API in one of the language-specific AWS SDKs, see the following:

- [AWS Command Line Interface](#)
- [AWS SDK for .NET](#)
- [AWS SDK for C++](#)

- [AWS SDK for Go v2](#)
- [AWS SDK for Java V2](#)
- [AWS SDK for JavaScript V3](#)
- [AWS SDK for PHP V3](#)
- [AWS SDK for Python](#)
- [AWS SDK for Ruby V3](#)

# GetLaunchTemplateData

Retrieves the configuration data of the specified instance. You can use this data to create a launch template.

This action calls on other describe actions to get instance information. Depending on your instance configuration, you may need to allow the following actions in your IAM policy: `DescribeSpotInstanceRequests`, `DescribeInstanceCreditSpecifications`, `DescribeVolumes`, and `DescribeInstanceAttribute`. Or, you can allow `describe*` depending on your instance requirements.

## Request Parameters

The following parameters are for this specific action. For more information about required and optional parameters that are common to all actions, see [Common Query Parameters](#).

### DryRun

Checks whether you have the required permissions for the action, without actually making the request, and provides an error response. If you have the required permissions, the error response is `DryRunOperation`. Otherwise, it is `UnauthorizedOperation`.

Type: Boolean

Required: No

### InstanceId

The ID of the instance.

Type: String

Required: Yes

## Response Elements

The following elements are returned by the service.

### launchTemplateData

The instance data.

Type: [ResponseLaunchTemplateData](#) object

## requestId

The ID of the request.

Type: String

## Errors

For information about the errors that are common to all actions, see [Common client error codes](#).

## Examples

### Example

This example gets the data for instance `i-123456abcabc123ab`.

### Sample Request

```
https://ec2.amazonaws.com/?Action=GetLaunchTemplateData
&InstanceId=i-123456abcabc123ab
&AUTHPARAMS
```

### Sample Response

```
<GetLaunchTemplateDataResponse xmlns="http://ec2.amazonaws.com/doc/2016-11-15/">
  <requestId>57372b95-c320-409e-b268-1e4example</requestId>
  <launchTemplateData>
    <blockDeviceMappingSet>
      <item>
        <deviceName>/dev/xvda</deviceName>
        <ebs>
          <deleteOnTermination>>true</deleteOnTermination>
        </ebs>
      </item>
    </blockDeviceMappingSet>
    <ebsOptimized>>false</ebsOptimized>
    <iamInstanceProfile>
      <arn>arn:aws:iam::123456789012:instance-profile/AdminRole</arn>
    </iamInstanceProfile>
    <imageId>ami-1a2b3c4d</imageId>
    <instanceType>t2.micro</instanceType>
  </launchTemplateData>
</GetLaunchTemplateDataResponse>
```

```
<keyName>kp-us-east</keyName>
<monitoring/>
<networkInterfaceSet>
  <item>
    <description>Primary network interface</description>
    <groupSet>
      <groupId>sg-7c227abc</groupId>
    </groupSet>
    <ipv6AddressesSet/>
    <networkInterfaceId>eni-d26c8f36</networkInterfaceId>
    <privateIpAddress>10.0.0.197</privateIpAddress>
    <privateIpAddressesSet>
      <item>
        <primary>true</primary>
        <privateIpAddress>10.0.0.197</privateIpAddress>
      </item>
    </privateIpAddressesSet>
    <subnetId>subnet-7b16dabc</subnetId>
  </item>
  <item>
    <description>my network interface</description>
    <groupSet>
      <groupId>sg-54e8b123</groupId>
    </groupSet>
    <ipv6AddressesSet/>
    <networkInterfaceId>eni-714bc4a5</networkInterfaceId>
    <privateIpAddress>10.0.0.190</privateIpAddress>
    <privateIpAddressesSet>
      <item>
        <primary>true</primary>
        <privateIpAddress>10.0.0.190</privateIpAddress>
      </item>
    </privateIpAddressesSet>
    <subnetId>subnet-7b16de0c</subnetId>
  </item>
</networkInterfaceSet>
<placement>
  <availabilityZone>us-east-1a</availabilityZone>
  <groupName/>
  <tenancy>default</tenancy>
</placement>
</launchTemplateData>
</GetLaunchTemplateDataResponse>
```



## See Also

For more information about using this API in one of the language-specific AWS SDKs, see the following:

- [AWS Command Line Interface](#)
- [AWS SDK for .NET](#)
- [AWS SDK for C++](#)
- [AWS SDK for Go v2](#)
- [AWS SDK for Java V2](#)
- [AWS SDK for JavaScript V3](#)
- [AWS SDK for PHP V3](#)
- [AWS SDK for Python](#)
- [AWS SDK for Ruby V3](#)

# GetManagedPrefixListAssociations

Gets information about the resources that are associated with the specified managed prefix list.

## Request Parameters

The following parameters are for this specific action. For more information about required and optional parameters that are common to all actions, see [Common Query Parameters](#).

### DryRun

Checks whether you have the required permissions for the action, without actually making the request, and provides an error response. If you have the required permissions, the error response is `DryRunOperation`. Otherwise, it is `UnauthorizedOperation`.

Type: Boolean

Required: No

### MaxResults

The maximum number of results to return with a single call. To retrieve the remaining results, make another call with the returned `nextToken` value.

Type: Integer

Valid Range: Minimum value of 5. Maximum value of 255.

Required: No

### NextToken

The token for the next page of results.

Type: String

Required: No

### PrefixListId

The ID of the prefix list.

Type: String

Required: Yes

## Response Elements

The following elements are returned by the service.

### **nextToken**

The token to use to retrieve the next page of results. This value is `null` when there are no more results to return.

Type: String

### **prefixListAssociationSet**

Information about the associations.

Type: Array of [PrefixListAssociation](#) objects

### **requestId**

The ID of the request.

Type: String

## Errors

For information about the errors that are common to all actions, see [Common client error codes](#).

## Examples

### Example

This example gets the associations for the specified managed prefix list.

### Sample Request

```
https://ec2.amazonaws.com/?Action=GetManagedPrefixListAssociations
&PrefixListId=pl-0123123123123aabb
&AUTHPARAMS
```

### Sample Response

```
<GetManagedPrefixListAssociationsResponse xmlns="http://ec2.amazonaws.com/
doc/2016-11-15/">
```

```
<requestId>3ae1bcdf-4042-47f8-9b8a-example</requestId>
<prefixListAssociationSet>
  <item>
    <resourceId>sg-01234567811abcaba</resourceId>
    <resourceOwner>123456789012</resourceOwner>
  </item>
</prefixListAssociationSet>
</GetManagedPrefixListAssociationsResponse>
```

## See Also

For more information about using this API in one of the language-specific AWS SDKs, see the following:

- [AWS Command Line Interface](#)
- [AWS SDK for .NET](#)
- [AWS SDK for C++](#)
- [AWS SDK for Go v2](#)
- [AWS SDK for Java V2](#)
- [AWS SDK for JavaScript V3](#)
- [AWS SDK for PHP V3](#)
- [AWS SDK for Python](#)
- [AWS SDK for Ruby V3](#)

# GetManagedPrefixListEntries

Gets information about the entries for a specified managed prefix list.

## Request Parameters

The following parameters are for this specific action. For more information about required and optional parameters that are common to all actions, see [Common Query Parameters](#).

### DryRun

Checks whether you have the required permissions for the action, without actually making the request, and provides an error response. If you have the required permissions, the error response is `DryRunOperation`. Otherwise, it is `UnauthorizedOperation`.

Type: Boolean

Required: No

### MaxResults

The maximum number of results to return with a single call. To retrieve the remaining results, make another call with the returned `nextToken` value.

Type: Integer

Valid Range: Minimum value of 1. Maximum value of 100.

Required: No

### NextToken

The token for the next page of results.

Type: String

Required: No

### PrefixListId

The ID of the prefix list.

Type: String

Required: Yes

## TargetVersion

The version of the prefix list for which to return the entries. The default is the current version.

Type: Long

Required: No

## Response Elements

The following elements are returned by the service.

### entrySet

Information about the prefix list entries.

Type: Array of [PrefixListEntry](#) objects

### nextToken

The token to use to retrieve the next page of results. This value is `null` when there are no more results to return.

Type: String

### requestId

The ID of the request.

Type: String

## Errors

For information about the errors that are common to all actions, see [Common client error codes](#).

## Examples

### Example

This example gets the entries for the specified managed prefix list.

## Sample Request

```
https://ec2.amazonaws.com/?Action=GetManagedPrefixListEntries
&PrefixListId=pl-0123123123123aabb
&AUTHPARAMS
```

## Sample Response

```
<GetManagedPrefixListEntriesResponse xmlns="http://ec2.amazonaws.com/doc/2016-11-15/">
  <requestId>39a3c79f-846f-4382-a592-example</requestId>
  <entrySet>
    <item>
      <cidr>10.0.0.0/16</cidr>
      <description>vpc-a</description>
    </item>
    <item>
      <cidr>10.2.0.0/16</cidr>
      <description>NY office</description>
    </item>
  </entrySet>
</GetManagedPrefixListEntriesResponse>
```

## See Also

For more information about using this API in one of the language-specific AWS SDKs, see the following:

- [AWS Command Line Interface](#)
- [AWS SDK for .NET](#)
- [AWS SDK for C++](#)
- [AWS SDK for Go v2](#)
- [AWS SDK for Java V2](#)
- [AWS SDK for JavaScript V3](#)
- [AWS SDK for PHP V3](#)
- [AWS SDK for Python](#)
- [AWS SDK for Ruby V3](#)

# GetNetworkInsightsAccessScopeAnalysisFindings

Gets the findings for the specified Network Access Scope analysis.

## Request Parameters

The following parameters are for this specific action. For more information about required and optional parameters that are common to all actions, see [Common Query Parameters](#).

### DryRun

Checks whether you have the required permissions for the action, without actually making the request, and provides an error response. If you have the required permissions, the error response is `DryRunOperation`. Otherwise, it is `UnauthorizedOperation`.

Type: Boolean

Required: No

### MaxResults

The maximum number of results to return with a single call. To retrieve the remaining results, make another call with the returned `nextToken` value.

Type: Integer

Valid Range: Minimum value of 1. Maximum value of 1000.

Required: No

### NetworkInsightsAccessScopeAnalysisId

The ID of the Network Access Scope analysis.

Type: String

Required: Yes

### NextToken

The token for the next page of results.

Type: String

Required: No



## Response Elements

The following elements are returned by the service.

### **analysisFindingSet**

The findings associated with Network Access Scope Analysis.

Type: Array of [AccessScopeAnalysisFinding](#) objects

### **analysisStatus**

The status of Network Access Scope Analysis.

Type: String

Valid Values: running | succeeded | failed

### **networkInsightsAccessScopeAnalysisId**

The ID of the Network Access Scope analysis.

Type: String

### **nextToken**

The token to use to retrieve the next page of results. This value is null when there are no more results to return.

Type: String

### **requestId**

The ID of the request.

Type: String

## Errors

For information about the errors that are common to all actions, see [Common client error codes](#).

## See Also

For more information about using this API in one of the language-specific AWS SDKs, see the following:

- [AWS Command Line Interface](#)
- [AWS SDK for .NET](#)
- [AWS SDK for C++](#)
- [AWS SDK for Go v2](#)
- [AWS SDK for Java V2](#)
- [AWS SDK for JavaScript V3](#)
- [AWS SDK for PHP V3](#)
- [AWS SDK for Python](#)
- [AWS SDK for Ruby V3](#)

# GetNetworkInsightsAccessScopeContent

Gets the content for the specified Network Access Scope.

## Request Parameters

The following parameters are for this specific action. For more information about required and optional parameters that are common to all actions, see [Common Query Parameters](#).

### DryRun

Checks whether you have the required permissions for the action, without actually making the request, and provides an error response. If you have the required permissions, the error response is `DryRunOperation`. Otherwise, it is `UnauthorizedOperation`.

Type: Boolean

Required: No

### NetworkInsightsAccessScopeId

The ID of the Network Access Scope.

Type: String

Required: Yes

## Response Elements

The following elements are returned by the service.

### networkInsightsAccessScopeContent

The Network Access Scope content.

Type: [NetworkInsightsAccessScopeContent](#) object

### requestId

The ID of the request.

Type: String

## Errors

For information about the errors that are common to all actions, see [Common client error codes](#).

## See Also

For more information about using this API in one of the language-specific AWS SDKs, see the following:

- [AWS Command Line Interface](#)
- [AWS SDK for .NET](#)
- [AWS SDK for C++](#)
- [AWS SDK for Go v2](#)
- [AWS SDK for Java V2](#)
- [AWS SDK for JavaScript V3](#)
- [AWS SDK for PHP V3](#)
- [AWS SDK for Python](#)
- [AWS SDK for Ruby V3](#)

# GetPasswordData

Retrieves the encrypted administrator password for a running Windows instance.

The Windows password is generated at boot by the `EC2Config` service or `EC2Launch` scripts (Windows Server 2016 and later). This usually only happens the first time an instance is launched. For more information, see [EC2Config](#) and [EC2Launch](#) in the *Amazon EC2 User Guide*.

For the `EC2Config` service, the password is not generated for rebundled AMIs unless `Ec2SetPassword` is enabled before bundling.

The password is encrypted using the key pair that you specified when you launched the instance. You must provide the corresponding key pair file.

When you launch an instance, password generation and encryption may take a few minutes. If you try to retrieve the password before it's available, the output returns an empty string. We recommend that you wait up to 15 minutes after launching an instance before trying to retrieve the generated password.

## Request Parameters

The following parameters are for this specific action. For more information about required and optional parameters that are common to all actions, see [Common Query Parameters](#).

### DryRun

Checks whether you have the required permissions for the action, without actually making the request, and provides an error response. If you have the required permissions, the error response is `DryRunOperation`. Otherwise, it is `UnauthorizedOperation`.

Type: Boolean

Required: No

### InstanceId

The ID of the Windows instance.

Type: String

Required: Yes

## Response Elements

The following elements are returned by the service.

### **instanceId**

The ID of the Windows instance.

Type: String

### **passwordData**

The password of the instance. Returns an empty string if the password is not available.

Type: String

### **requestId**

The ID of the request.

Type: String

### **timestamp**

The time the data was last updated.

Type: Timestamp

## Errors

For information about the errors that are common to all actions, see [Common client error codes](#).

## Examples

### Example

This example returns the encrypted version of the administrator password for the specified instance.

### Sample Request

```
https://ec2.amazonaws.com/?Action=GetPasswordData
&InstanceId=i-1234567890abcdef0
```

&AUTHPARAMS

## Sample Response

```
<GetPasswordDataResponse xmlns="http://ec2.amazonaws.com/doc/2016-11-15/">
  <requestId>59dbff89-35bd-4eac-99ed-be587EXAMPLE</requestId>
  <instanceId>i-1234567890abcdef0</instanceId>
  <timestamp>2009-10-24 15:00:00</timestamp>

  <passwordData>TGludXggdmVyc2lubiAyLjYuMTYteGVuVSAoYnVpbGRlckBwYXRjaGJhdC5hbWF6b25zYSkgKGdj</
passwordData>
</GetPasswordDataResponse>
```

## See Also

For more information about using this API in one of the language-specific AWS SDKs, see the following:

- [AWS Command Line Interface](#)
- [AWS SDK for .NET](#)
- [AWS SDK for C++](#)
- [AWS SDK for Go v2](#)
- [AWS SDK for Java V2](#)
- [AWS SDK for JavaScript V3](#)
- [AWS SDK for PHP V3](#)
- [AWS SDK for Python](#)
- [AWS SDK for Ruby V3](#)

## GetReservedInstancesExchangeQuote

Returns a quote and exchange information for exchanging one or more specified Convertible Reserved Instances for a new Convertible Reserved Instance. If the exchange cannot be performed, the reason is returned in the response. Use [AcceptReservedInstancesExchangeQuote](#) to perform the exchange.

### Request Parameters

The following parameters are for this specific action. For more information about required and optional parameters that are common to all actions, see [Common Query Parameters](#).

#### DryRun

Checks whether you have the required permissions for the action, without actually making the request, and provides an error response. If you have the required permissions, the error response is `DryRunOperation`. Otherwise, it is `UnauthorizedOperation`.

Type: Boolean

Required: No

#### ReservedInstancesId.N

The IDs of the Convertible Reserved Instances to exchange.

Type: Array of strings

Required: Yes

#### TargetConfiguration.N

The configuration of the target Convertible Reserved Instance to exchange for your current Convertible Reserved Instances.

Type: Array of [TargetConfigurationRequest](#) objects

Required: No

### Response Elements

The following elements are returned by the service.



**currencyCode**

The currency of the transaction.

Type: String

**isValidExchange**

If `true`, the exchange is valid. If `false`, the exchange cannot be completed.

Type: Boolean

**outputReservedInstancesWillExpireAt**

The new end date of the reservation term.

Type: Timestamp

**paymentDue**

The total true upfront charge for the exchange.

Type: String

**requestId**

The ID of the request.

Type: String

**reservedInstanceValueRollup**

The cost associated with the Reserved Instance.

Type: [ReservationValue](#) object

**reservedInstanceValueSet**

The configuration of your Convertible Reserved Instances.

Type: Array of [ReservedInstanceReservationValue](#) objects

**targetConfigurationValueRollup**

The cost associated with the Reserved Instance.

Type: [ReservationValue](#) object

## targetConfigurationValueSet

The values of the target Convertible Reserved Instances.

Type: Array of [TargetReservationValue](#) objects

## validationFailureReason

Describes the reason why the exchange cannot be completed.

Type: String

## Errors

For information about the errors that are common to all actions, see [Common client error codes](#).

## Examples

### Example

This example describes the output of requesting whether a potential exchange is valid.

### Sample Request

```
https://ec2.amazonaws.com/?Action=GetReservedInstancesExchangeQuote
&ReservedInstanceId.1=649fd0c8-7768-46b8-8f84-a6400EXAMPLE
&TargetConfiguration.1.OfferingId=24167194-6541-4041-9e31-bc7c5984aa53
&AUTHPARAMS
```

### Sample Response

```
<GetReservedInstancesExchangeQuoteResponse>
  <requestId>d072f652-cc57-458c-89e0-e6c02EXAMPLE</requestId>
  <outputReservedInstancesWillExpireAt>2019-05-17T12:32:53Z</
outputReservedInstancesWillExpireAt>
  <reservedInstanceValueSet>
    <item>
      <reservedInstancesId>649fd0c8-7768-46b8-8f84-a6400EXAMPLE</reservedInstanceId>
      <reservationValue>
        <remainingTotalValue>98.048402</remainingTotalValue>
        <hourlyPrice>0.018000</hourlyPrice>
```

```
        <remainingUpfrontValue>631.0</remainingUpfrontValue>
      </reservationValue>
    </item>
  </reservedInstanceValueSet>
  <targetConfigurationValueSet>
  <isValidExchange>false</isValidExchange>
  <paymentDue>-448.416438</paymentDue>
  <targetConfigurationValueRollup>
    <remainingTotalValue>0</remainingTotalValue>
    <hourlyPrice>0</hourlyPrice>
    <remainingUpfrontValue>0</remainingUpfrontValue>
  <targetConfigurationValueRollup>
  <reservedInstanceValueRollup>
    <remainingTotalValue>873.504438</remainingTotalValue>
    <hourlyPrice>0.018000</hourlyPrice>
    <remainingUpfrontValue>448.416438</remainingUpfrontValue>
  </reservedInstanceValueRollup>
  <currencyCode>USD</currencyCode>
  <validationFailureReason>The target configuration value is less than the input</
validationFailureReason>
</GetReservedInstancesExchangeQuoteResponse>
```

## See Also

For more information about using this API in one of the language-specific AWS SDKs, see the following:

- [AWS Command Line Interface](#)
- [AWS SDK for .NET](#)
- [AWS SDK for C++](#)
- [AWS SDK for Go v2](#)
- [AWS SDK for Java V2](#)
- [AWS SDK for JavaScript V3](#)
- [AWS SDK for PHP V3](#)
- [AWS SDK for Python](#)
- [AWS SDK for Ruby V3](#)

# GetSecurityGroupsForVpc

Gets security groups that can be associated by the AWS account making the request with network interfaces in the specified VPC.

## Request Parameters

The following parameters are for this specific action. For more information about required and optional parameters that are common to all actions, see [Common Query Parameters](#).

### DryRun

Checks whether you have the required permissions for the action, without actually making the request, and provides an error response. If you have the required permissions, the error response is `DryRunOperation`. Otherwise, it is `UnauthorizedOperation`.

Type: Boolean

Required: No

### Filter.N

The filters. If using multiple filters, the results include security groups which match all filters.

- `group-id`: The security group ID.
- `description`: The security group's description.
- `group-name`: The security group name.
- `owner-id`: The security group owner ID.
- `primary-vpc-id`: The VPC ID in which the security group was created.

Type: Array of [Filter](#) objects

Required: No

### MaxResults

The maximum number of items to return for this request. To get the next page of items, make another request with the token returned in the output. For more information, see [Pagination](#).

Type: Integer

Valid Range: Minimum value of 5. Maximum value of 1000.

Required: No

### **NextToken**

The token returned from a previous paginated request. Pagination continues from the end of the items returned by the previous request.

Type: String

Required: No

### **VpcId**

The VPC ID where the security group can be used.

Type: String

Required: Yes

## **Response Elements**

The following elements are returned by the service.

### **nextToken**

The token to include in another request to get the next page of items. This value is `null` when there are no more items to return.

Type: String

### **requestId**

The ID of the request.

Type: String

### **securityGroupForVpcSet**

The security group that can be used by interfaces in the VPC.

Type: Array of [SecurityGroupForVpc](#) objects

## **Errors**

For information about the errors that are common to all actions, see [Common client error codes](#).

## See Also

For more information about using this API in one of the language-specific AWS SDKs, see the following:

- [AWS Command Line Interface](#)
- [AWS SDK for .NET](#)
- [AWS SDK for C++](#)
- [AWS SDK for Go v2](#)
- [AWS SDK for Java V2](#)
- [AWS SDK for JavaScript V3](#)
- [AWS SDK for PHP V3](#)
- [AWS SDK for Python](#)
- [AWS SDK for Ruby V3](#)

# GetSerialConsoleAccessStatus

Retrieves the access status of your account to the EC2 serial console of all instances. By default, access to the EC2 serial console is disabled for your account. For more information, see [Manage account access to the EC2 serial console](#) in the *Amazon EC2 User Guide*.

## Request Parameters

For more information about required and optional parameters that are common to all actions, see [Common Query Parameters](#).

### DryRun

Checks whether you have the required permissions for the action, without actually making the request, and provides an error response. If you have the required permissions, the error response is `DryRunOperation`. Otherwise, it is `UnauthorizedOperation`.

Type: Boolean

Required: No

## Response Elements

The following elements are returned by the service.

### requestId

The ID of the request.

Type: String

### serialConsoleAccessEnabled

If `true`, access to the EC2 serial console of all instances is enabled for your account. If `false`, access to the EC2 serial console of all instances is disabled for your account.

Type: Boolean

## Errors

For information about the errors that are common to all actions, see [Common client error codes](#).

## See Also

For more information about using this API in one of the language-specific AWS SDKs, see the following:

- [AWS Command Line Interface](#)
- [AWS SDK for .NET](#)
- [AWS SDK for C++](#)
- [AWS SDK for Go v2](#)
- [AWS SDK for Java V2](#)
- [AWS SDK for JavaScript V3](#)
- [AWS SDK for PHP V3](#)
- [AWS SDK for Python](#)
- [AWS SDK for Ruby V3](#)



# GetSnapshotBlockPublicAccessState

Gets the current state of *block public access for snapshots* setting for the account and Region.

For more information, see [Block public access for snapshots](#) in the *Amazon EBS User Guide*.

## Request Parameters

For more information about required and optional parameters that are common to all actions, see [Common Query Parameters](#).

### DryRun

Checks whether you have the required permissions for the action, without actually making the request, and provides an error response. If you have the required permissions, the error response is `DryRunOperation`. Otherwise, it is `UnauthorizedOperation`.

Type: Boolean

Required: No

## Response Elements

The following elements are returned by the service.

### requestId

The ID of the request.

Type: String

### state

The current state of block public access for snapshots. Possible values include:

- `block-all-sharing` - All public sharing of snapshots is blocked. Users in the account can't request new public sharing. Additionally, snapshots that were already publicly shared are treated as private and are not publicly available.
- `block-new-sharing` - Only new public sharing of snapshots is blocked. Users in the account can't request new public sharing. However, snapshots that were already publicly shared, remain publicly available.

- unblocked - Public sharing is not blocked. Users can publicly share snapshots.

Type: String

Valid Values: block-all-sharing | block-new-sharing | unblocked

## Errors

For information about the errors that are common to all actions, see [Common client error codes](#).

## See Also

For more information about using this API in one of the language-specific AWS SDKs, see the following:

- [AWS Command Line Interface](#)
- [AWS SDK for .NET](#)
- [AWS SDK for C++](#)
- [AWS SDK for Go v2](#)
- [AWS SDK for Java V2](#)
- [AWS SDK for JavaScript V3](#)
- [AWS SDK for PHP V3](#)
- [AWS SDK for Python](#)
- [AWS SDK for Ruby V3](#)

# GetSpotPlacementScores

Calculates the Spot placement score for a Region or Availability Zone based on the specified target capacity and compute requirements.

You can specify your compute requirements either by using `InstanceRequirementsWithMetadata` and letting Amazon EC2 choose the optimal instance types to fulfill your Spot request, or you can specify the instance types by using `InstanceTypes`.

For more information, see [Spot placement score](#) in the *Amazon EC2 User Guide*.

## Request Parameters

The following parameters are for this specific action. For more information about required and optional parameters that are common to all actions, see [Common Query Parameters](#).

### DryRun

Checks whether you have the required permissions for the action, without actually making the request, and provides an error response. If you have the required permissions, the error response is `DryRunOperation`. Otherwise, it is `UnauthorizedOperation`.

Type: Boolean

Required: No

### InstanceRequirementsWithMetadata

The attributes for the instance types. When you specify instance attributes, Amazon EC2 will identify instance types with those attributes.

If you specify `InstanceRequirementsWithMetadata`, you can't specify `InstanceTypes`.

Type: [InstanceRequirementsWithMetadataRequest](#) object

Required: No

### InstanceType.N

The instance types. We recommend that you specify at least three instance types. If you specify one or two instance types, or specify variations of a single instance type (for example, an `m3.xlarge` with and without instance storage), the returned placement score will always be low.

If you specify `InstanceTypes`, you can't specify `InstanceRequirementsWithMetadata`.

Type: Array of strings

Array Members: Minimum number of 0 items. Maximum number of 1000 items.

Required: No

### **MaxResults**

The maximum number of items to return for this request. To get the next page of items, make another request with the token returned in the output. For more information, see [Pagination](#).

Type: Integer

Valid Range: Minimum value of 10. Maximum value of 1000.

Required: No

### **NextToken**

The token returned from a previous paginated request. Pagination continues from the end of the items returned by the previous request.

Type: String

Required: No

### **RegionName.N**

The Regions used to narrow down the list of Regions to be scored. Enter the Region code, for example, `us-east-1`.

Type: Array of strings

Array Members: Minimum number of 0 items. Maximum number of 10 items.

Required: No

### **SingleAvailabilityZone**

Specify `true` so that the response returns a list of scored Availability Zones. Otherwise, the response returns a list of scored Regions.

A list of scored Availability Zones is useful if you want to launch all of your Spot capacity into a single Availability Zone.

Type: Boolean

Required: No

### **TargetCapacity**

The target capacity.

Type: Integer

Valid Range: Minimum value of 1. Maximum value of 2000000000.

Required: Yes

### **TargetCapacityUnitType**

The unit for the target capacity.

Type: String

Valid Values: vcpu | memory-mib | units

Required: No

## **Response Elements**

The following elements are returned by the service.

### **nextToken**

The token to include in another request to get the next page of items. This value is null when there are no more items to return.

Type: String

### **requestId**

The ID of the request.

Type: String

### **spotPlacementScoreSet**

The Spot placement score for the top 10 Regions or Availability Zones, scored on a scale from 1 to 10. Each score


reflects how likely it is that each Region or Availability Zone will succeed at fulfilling the specified target capacity

*at the time of the Spot placement score request.* A score of 10 means that your Spot capacity request is highly likely to succeed in that Region or Availability Zone.

If you request a Spot placement score for Regions, a high score assumes that your fleet request will be configured to use all Availability Zones and the capacity-optimized allocation strategy. If you request a Spot placement score for Availability Zones, a high score assumes that your fleet request will be configured to use a single Availability Zone and the capacity-optimized allocation strategy.

Different

Regions or Availability Zones might return the same score.

 **Note**

The Spot placement score serves as a recommendation only. No score guarantees that your Spot request will be fully or partially fulfilled.

Type: Array of [SpotPlacementScore](#) objects

## Errors

For information about the errors that are common to all actions, see [Common client error codes](#).

## See Also

For more information about using this API in one of the language-specific AWS SDKs, see the following:

- [AWS Command Line Interface](#)
- [AWS SDK for .NET](#)
- [AWS SDK for C++](#)
- [AWS SDK for Go v2](#)
- [AWS SDK for Java V2](#)
- [AWS SDK for JavaScript V3](#)

- [AWS SDK for PHP V3](#)
- [AWS SDK for Python](#)
- [AWS SDK for Ruby V3](#)

# GetSubnetCidrReservations

Gets information about the subnet CIDR reservations.

## Request Parameters

The following parameters are for this specific action. For more information about required and optional parameters that are common to all actions, see [Common Query Parameters](#).

### DryRun

Checks whether you have the required permissions for the action, without actually making the request, and provides an error response. If you have the required permissions, the error response is `DryRunOperation`. Otherwise, it is `UnauthorizedOperation`.

Type: Boolean

Required: No

### Filter.N

One or more filters.

- `reservationType` - The type of reservation (`prefix | explicit`).
- `subnet-id` - The ID of the subnet.
- `tag:<key>` - The key/value combination of a tag assigned to the resource. Use the tag key in the filter name and the tag value as the filter value. For example, to find all resources that have a tag with the key `Owner` and the value `TeamA`, specify `tag:Owner` for the filter name and `TeamA` for the filter value.
- `tag-key` - The key of a tag assigned to the resource. Use this filter to find all resources assigned a tag with a specific key, regardless of the tag value.

Type: Array of [Filter](#) objects

Required: No

### MaxResults

The maximum number of results to return with a single call. To retrieve the remaining results, make another call with the returned `nextToken` value.

Type: Integer



Valid Range: Minimum value of 5. Maximum value of 1000.

Required: No

### **NextToken**

The token for the next page of results.

Type: String

Required: No

### **SubnetId**

The ID of the subnet.

Type: String

Required: Yes

## **Response Elements**

The following elements are returned by the service.

### **nextToken**

The token to use to retrieve the next page of results. This value is `null` when there are no more results to return.

Type: String

### **requestId**

The ID of the request.

Type: String

### **subnetIpv4CidrReservationSet**

Information about the IPv4 subnet CIDR reservations.

Type: Array of [SubnetCidrReservation](#) objects

### **subnetIpv6CidrReservationSet**

Information about the IPv6 subnet CIDR reservations.

Type: Array of [SubnetCidrReservation](#) objects

## Errors

For information about the errors that are common to all actions, see [Common client error codes](#).

## See Also

For more information about using this API in one of the language-specific AWS SDKs, see the following:

- [AWS Command Line Interface](#)
- [AWS SDK for .NET](#)
- [AWS SDK for C++](#)
- [AWS SDK for Go v2](#)
- [AWS SDK for Java V2](#)
- [AWS SDK for JavaScript V3](#)
- [AWS SDK for PHP V3](#)
- [AWS SDK for Python](#)
- [AWS SDK for Ruby V3](#)

# GetTransitGatewayAttachmentPropagations

Lists the route tables to which the specified resource attachment propagates routes.

## Request Parameters

The following parameters are for this specific action. For more information about required and optional parameters that are common to all actions, see [Common Query Parameters](#).

### DryRun

Checks whether you have the required permissions for the action, without actually making the request, and provides an error response. If you have the required permissions, the error response is `DryRunOperation`. Otherwise, it is `UnauthorizedOperation`.

Type: Boolean

Required: No

### Filter.N

One or more filters. The possible values are:

- `transit-gateway-route-table-id` - The ID of the transit gateway route table.

Type: Array of [Filter](#) objects

Required: No

### MaxResults

The maximum number of results to return with a single call. To retrieve the remaining results, make another call with the returned `nextToken` value.

Type: Integer

Valid Range: Minimum value of 5. Maximum value of 1000.

Required: No

### NextToken

The token for the next page of results.

Type: String

Required: No

### **TransitGatewayAttachmentId**

The ID of the attachment.

Type: String

Required: Yes

## **Response Elements**

The following elements are returned by the service.

### **nextToken**

The token to use to retrieve the next page of results. This value is `null` when there are no more results to return.

Type: String

### **requestId**

The ID of the request.

Type: String

### **transitGatewayAttachmentPropagations**

Information about the propagation route tables.

Type: Array of [TransitGatewayAttachmentPropagation](#) objects

## **Errors**

For information about the errors that are common to all actions, see [Common client error codes](#).

## **See Also**

For more information about using this API in one of the language-specific AWS SDKs, see the following:

- [AWS Command Line Interface](#)

- [AWS SDK for .NET](#)
- [AWS SDK for C++](#)
- [AWS SDK for Go v2](#)
- [AWS SDK for Java V2](#)
- [AWS SDK for JavaScript V3](#)
- [AWS SDK for PHP V3](#)
- [AWS SDK for Python](#)
- [AWS SDK for Ruby V3](#)

# GetTransitGatewayMulticastDomainAssociations

Gets information about the associations for the transit gateway multicast domain.

## Request Parameters

The following parameters are for this specific action. For more information about required and optional parameters that are common to all actions, see [Common Query Parameters](#).

### DryRun

Checks whether you have the required permissions for the action, without actually making the request, and provides an error response. If you have the required permissions, the error response is `DryRunOperation`. Otherwise, it is `UnauthorizedOperation`.

Type: Boolean

Required: No

### Filter.N

One or more filters. The possible values are:

- `resource-id` - The ID of the resource.
- `resource-type` - The type of resource. The valid value is: `vpc`.
- `state` - The state of the subnet association. Valid values are `associated` | `associating` | `disassociated` | `disassociating`.
- `subnet-id` - The ID of the subnet.
- `transit-gateway-attachment-id` - The id of the transit gateway attachment.

Type: Array of [Filter](#) objects

Required: No

### MaxResults

The maximum number of results to return with a single call. To retrieve the remaining results, make another call with the returned `nextToken` value.

Type: Integer

Valid Range: Minimum value of 5. Maximum value of 1000.

Required: No

### **NextToken**

The token for the next page of results.

Type: String

Required: No

### **TransitGatewayMulticastDomainId**

The ID of the transit gateway multicast domain.

Type: String

Required: Yes

## **Response Elements**

The following elements are returned by the service.

### **multicastDomainAssociations**

Information about the multicast domain associations.

Type: Array of [TransitGatewayMulticastDomainAssociation](#) objects

### **nextToken**

The token to use to retrieve the next page of results. This value is `null` when there are no more results to return.

Type: String

### **requestId**

The ID of the request.

Type: String

## **Errors**

For information about the errors that are common to all actions, see [Common client error codes](#).

# Examples

## Example 1

This example gets the multicast domain `tgw-attach-028c1dd0f8EXAMPLE` associations.

### Sample Request

```
https://ec2.amazonaws.com/?Action=GetTransitGatewayMulticastDomainAssociations
&TransitGatewayMulticastDomainId=tgw-attach-028c1dd0f8EXAMPLE
&AUTHPARAMS
```

### Sample Response

```
<GetTransitGatewayMulticastDomainAssociationsResponse xmlns="http://ec2.amazonaws.com/
doc/2016-11-15/">
  <requestId>ca392437-3f6c-4193-92cd-24404EXAMPLE</requestId>
  <multicastDomainAssociations>
    <item>
      <resourceId>vpc-01128d2c24EXAMPLE</resourceId>
      <resourceType>vpc</resourceType>
      <subnet>
        <state>associated</state>
        <subnetId>subnet-000de86e3bEXAMPLE</subnetId>
      </subnet>
      <transitGatewayAttachmentId>tgw-attach-028c1dd0f8EXAMPLE</
transitGatewayAttachmentId>
    </item>
    <item>
      <resourceId>vpc-7EXAMPLE</resourceId>
      <resourceType>vpc</resourceType>
      <subnet>
        <state>associated</state>
        <subnetId>subnet-4EXAMPLE</subnetId>
      </subnet>
      <transitGatewayAttachmentId>tgw-attach-070e571cd1EXAMPLE</
transitGatewayAttachmentId>
    </item>
    <item>
      <resourceId>vpc-7f67ec07</resourceId>
      <resourceType>vpc</resourceType>
      <subnet>
```



```
        <state>associated</state>
        <subnetId>subnet-5EXAMPLE</subnetId>
    </subnet>
    <transitGatewayAttachmentId>tgw-attach-070e571cd1EXAMPLE</
transitGatewayAttachmentId>
</item>
<item>
    <resourceId>vpc-7EXAMPLE</resourceId>
    <resourceType>vpc</resourceType>
    <subnet>
        <state>associated</state>
        <subnetId>subnet-aEXAMPLE</subnetId>
    </subnet>
    <transitGatewayAttachmentId>tgw-attach-070e571cd1d3ee8e6</
transitGatewayAttachmentId>
</item>
<item>
    <resourceId>vpc-7f67ec07</resourceId>
    <resourceType>vpc</resourceType>
    <subnet>
        <state>associated</state>
        <subnetId>subnet-fEXAMPLE</subnetId>
    </subnet>
    <transitGatewayAttachmentId>tgw-attach-070e571cd1EXAMPLE</
transitGatewayAttachmentId>
</item>
</multicastDomainAssociations>
</GetTransitGatewayMulticastDomainAssociationsResponse>
```

## See Also

For more information about using this API in one of the language-specific AWS SDKs, see the following:

- [AWS Command Line Interface](#)
- [AWS SDK for .NET](#)
- [AWS SDK for C++](#)
- [AWS SDK for Go v2](#)
- [AWS SDK for Java V2](#)
- [AWS SDK for JavaScript V3](#)

- [AWS SDK for PHP V3](#)
- [AWS SDK for Python](#)
- [AWS SDK for Ruby V3](#)

# GetTransitGatewayPolicyTableAssociations

Gets a list of the transit gateway policy table associations.

## Request Parameters

The following parameters are for this specific action. For more information about required and optional parameters that are common to all actions, see [Common Query Parameters](#).

### DryRun

Checks whether you have the required permissions for the action, without actually making the request, and provides an error response. If you have the required permissions, the error response is `DryRunOperation`. Otherwise, it is `UnauthorizedOperation`.

Type: Boolean

Required: No

### Filter.N

The filters associated with the transit gateway policy table.

Type: Array of [Filter](#) objects

Required: No

### MaxResults

The maximum number of results to return with a single call. To retrieve the remaining results, make another call with the returned `nextToken` value.

Type: Integer

Valid Range: Minimum value of 5. Maximum value of 1000.

Required: No

### NextToken

The token for the next page of results.

Type: String

Required: No

### **TransitGatewayPolicyTableId**

The ID of the transit gateway policy table.

Type: String

Required: Yes

## **Response Elements**

The following elements are returned by the service.

### **associations**

Returns details about the transit gateway policy table association.

Type: Array of [TransitGatewayPolicyTableAssociation](#) objects

### **nextToken**

The token for the next page of results.

Type: String

### **requestId**

The ID of the request.

Type: String

## **Errors**

For information about the errors that are common to all actions, see [Common client error codes](#).

## **See Also**

For more information about using this API in one of the language-specific AWS SDKs, see the following:

- [AWS Command Line Interface](#)
- [AWS SDK for .NET](#)

- [AWS SDK for C++](#)
- [AWS SDK for Go v2](#)
- [AWS SDK for Java V2](#)
- [AWS SDK for JavaScript V3](#)
- [AWS SDK for PHP V3](#)
- [AWS SDK for Python](#)
- [AWS SDK for Ruby V3](#)

# GetTransitGatewayPolicyTableEntries

Returns a list of transit gateway policy table entries.

## Request Parameters

The following parameters are for this specific action. For more information about required and optional parameters that are common to all actions, see [Common Query Parameters](#).

### DryRun

Checks whether you have the required permissions for the action, without actually making the request, and provides an error response. If you have the required permissions, the error response is `DryRunOperation`. Otherwise, it is `UnauthorizedOperation`.

Type: Boolean

Required: No

### Filter.N

The filters associated with the transit gateway policy table.

Type: Array of [Filter](#) objects

Required: No

### MaxResults

The maximum number of results to return with a single call. To retrieve the remaining results, make another call with the returned `nextToken` value.

Type: Integer

Valid Range: Minimum value of 5. Maximum value of 1000.

Required: No

### NextToken

The token for the next page of results.

Type: String

Required: No

### **TransitGatewayPolicyTableId**

The ID of the transit gateway policy table.

Type: String

Required: Yes

## **Response Elements**

The following elements are returned by the service.

### **requestId**

The ID of the request.

Type: String

### **transitGatewayPolicyTableEntries**

The entries for the transit gateway policy table.

Type: Array of [TransitGatewayPolicyTableEntry](#) objects

## **Errors**

For information about the errors that are common to all actions, see [Common client error codes](#).

## **See Also**

For more information about using this API in one of the language-specific AWS SDKs, see the following:

- [AWS Command Line Interface](#)
- [AWS SDK for .NET](#)
- [AWS SDK for C++](#)
- [AWS SDK for Go v2](#)
- [AWS SDK for Java V2](#)

- [AWS SDK for JavaScript V3](#)
- [AWS SDK for PHP V3](#)
- [AWS SDK for Python](#)
- [AWS SDK for Ruby V3](#)



# GetTransitGatewayPrefixListReferences

Gets information about the prefix list references in a specified transit gateway route table.

## Request Parameters

The following parameters are for this specific action. For more information about required and optional parameters that are common to all actions, see [Common Query Parameters](#).

### DryRun

Checks whether you have the required permissions for the action, without actually making the request, and provides an error response. If you have the required permissions, the error response is `DryRunOperation`. Otherwise, it is `UnauthorizedOperation`.

Type: Boolean

Required: No

### Filter.N

One or more filters. The possible values are:

- `attachment.resource-id` - The ID of the resource for the attachment.
- `attachment.resource-type` - The type of resource for the attachment. Valid values are `vpc` | `vpn` | `direct-connect-gateway` | `peering`.
- `attachment.transit-gateway-attachment-id` - The ID of the attachment.
- `is-blackhole` - Whether traffic matching the route is blocked (`true` | `false`).
- `prefix-list-id` - The ID of the prefix list.
- `prefix-list-owner-id` - The ID of the owner of the prefix list.
- `state` - The state of the prefix list reference (`pending` | `available` | `modifying` | `deleting`).

Type: Array of [Filter](#) objects

Required: No

### MaxResults

The maximum number of results to return with a single call. To retrieve the remaining results, make another call with the returned `nextToken` value.

Type: Integer

Valid Range: Minimum value of 5. Maximum value of 1000.

Required: No

### **NextToken**

The token for the next page of results.

Type: String

Required: No

### **TransitGatewayRouteTableId**

The ID of the transit gateway route table.

Type: String

Required: Yes

## **Response Elements**

The following elements are returned by the service.

### **nextToken**

The token to use to retrieve the next page of results. This value is `null` when there are no more results to return.

Type: String

### **requestId**

The ID of the request.

Type: String

### **transitGatewayPrefixListReferenceSet**

Information about the prefix list references.

Type: Array of [TransitGatewayPrefixListReference](#) objects

## Errors

For information about the errors that are common to all actions, see [Common client error codes](#).

## Examples

### Example

This example gets the prefix list references for the specified transit gateway route table.

### Sample Request

```
https://ec2.amazonaws.com/?Action=GetTransitGatewayPrefixListReferences
&TransitGatewayRouteTableId=tgw-rtb-0f98a0a5d09abcabc
&AUTHPARAMS
```

### Sample Response

```
<GetTransitGatewayPrefixListReferencesResponse xmlns="http://ec2.amazonaws.com/
doc/2016-11-15/">
  <requestId>b194523f-807a-4a41-920a-example</requestId>
  <transitGatewayPrefixListReferenceSet>
    <item>
      <blackhole>>false</blackhole>
      <prefixListId>pl-001122334455aabbc</prefixListId>
      <prefixListOwnerId>123456789012</prefixListOwnerId>
      <state>available</state>
      <transitGatewayAttachment>
        <resourceId>vpn-12312312312312312</resourceId>
        <resourceType>vpn</resourceType>
        <transitGatewayAttachmentId>tgw-attach-01234567abcabcabc</
transitGatewayAttachmentId>
      </transitGatewayAttachment>
      <transitGatewayRouteTableId>tgw-rtb-0f98a0a5d09abcabc</
transitGatewayRouteTableId>
    </item>
  </transitGatewayPrefixListReferenceSet>
</GetTransitGatewayPrefixListReferencesResponse>
```

## See Also

For more information about using this API in one of the language-specific AWS SDKs, see the following:

- [AWS Command Line Interface](#)
- [AWS SDK for .NET](#)
- [AWS SDK for C++](#)
- [AWS SDK for Go v2](#)
- [AWS SDK for Java V2](#)
- [AWS SDK for JavaScript V3](#)
- [AWS SDK for PHP V3](#)
- [AWS SDK for Python](#)
- [AWS SDK for Ruby V3](#)

# GetTransitGatewayRouteTableAssociations

Gets information about the associations for the specified transit gateway route table.

## Request Parameters

The following parameters are for this specific action. For more information about required and optional parameters that are common to all actions, see [Common Query Parameters](#).

### DryRun

Checks whether you have the required permissions for the action, without actually making the request, and provides an error response. If you have the required permissions, the error response is `DryRunOperation`. Otherwise, it is `UnauthorizedOperation`.

Type: Boolean

Required: No

### Filter.N

One or more filters. The possible values are:

- `resource-id` - The ID of the resource.
- `resource-type` - The resource type. Valid values are `vpc` | `vpn` | `direct-connect-gateway` | `peering` | `connect`.
- `transit-gateway-attachment-id` - The ID of the attachment.

Type: Array of [Filter](#) objects

Required: No

### MaxResults

The maximum number of results to return with a single call. To retrieve the remaining results, make another call with the returned `nextToken` value.

Type: Integer

Valid Range: Minimum value of 5. Maximum value of 1000.

Required: No

## NextToken

The token for the next page of results.

Type: String

Required: No

## TransitGatewayRouteTableId

The ID of the transit gateway route table.

Type: String

Required: Yes

## Response Elements

The following elements are returned by the service.

### associations

Information about the associations.

Type: Array of [TransitGatewayRouteTableAssociation](#) objects

### nextToken

The token to use to retrieve the next page of results. This value is `null` when there are no more results to return.

Type: String

### requestId

The ID of the request.

Type: String

## Errors

For information about the errors that are common to all actions, see [Common client error codes](#).

## See Also

For more information about using this API in one of the language-specific AWS SDKs, see the following:

- [AWS Command Line Interface](#)
- [AWS SDK for .NET](#)
- [AWS SDK for C++](#)
- [AWS SDK for Go v2](#)
- [AWS SDK for Java V2](#)
- [AWS SDK for JavaScript V3](#)
- [AWS SDK for PHP V3](#)
- [AWS SDK for Python](#)
- [AWS SDK for Ruby V3](#)

# GetTransitGatewayRouteTablePropagations

Gets information about the route table propagations for the specified transit gateway route table.

## Request Parameters

The following parameters are for this specific action. For more information about required and optional parameters that are common to all actions, see [Common Query Parameters](#).

### DryRun

Checks whether you have the required permissions for the action, without actually making the request, and provides an error response. If you have the required permissions, the error response is `DryRunOperation`. Otherwise, it is `UnauthorizedOperation`.

Type: Boolean

Required: No

### Filter.N

One or more filters. The possible values are:

- `resource-id` - The ID of the resource.
- `resource-type` - The resource type. Valid values are `vpc` | `vpn` | `direct-connect-gateway` | `peering` | `connect`.
- `transit-gateway-attachment-id` - The ID of the attachment.

Type: Array of [Filter](#) objects

Required: No

### MaxResults

The maximum number of results to return with a single call. To retrieve the remaining results, make another call with the returned `nextToken` value.

Type: Integer

Valid Range: Minimum value of 5. Maximum value of 1000.

Required: No



## NextToken

The token for the next page of results.

Type: String

Required: No

## TransitGatewayRouteTableId

The ID of the transit gateway route table.

Type: String

Required: Yes

## Response Elements

The following elements are returned by the service.

### nextToken

The token to use to retrieve the next page of results. This value is null when there are no more results to return.

Type: String

### requestId

The ID of the request.

Type: String

### transitGatewayRouteTablePropagations

Information about the route table propagations.

Type: Array of [TransitGatewayRouteTablePropagation](#) objects

## Errors

For information about the errors that are common to all actions, see [Common client error codes](#).

## See Also

For more information about using this API in one of the language-specific AWS SDKs, see the following:

- [AWS Command Line Interface](#)
- [AWS SDK for .NET](#)
- [AWS SDK for C++](#)
- [AWS SDK for Go v2](#)
- [AWS SDK for Java V2](#)
- [AWS SDK for JavaScript V3](#)
- [AWS SDK for PHP V3](#)
- [AWS SDK for Python](#)
- [AWS SDK for Ruby V3](#)

# GetVerifiedAccessEndpointPolicy

Get the Verified Access policy associated with the endpoint.

## Request Parameters

The following parameters are for this specific action. For more information about required and optional parameters that are common to all actions, see [Common Query Parameters](#).

### DryRun

Checks whether you have the required permissions for the action, without actually making the request, and provides an error response. If you have the required permissions, the error response is `DryRunOperation`. Otherwise, it is `UnauthorizedOperation`.

Type: Boolean

Required: No

### VerifiedAccessEndpointId

The ID of the Verified Access endpoint.

Type: String

Required: Yes

## Response Elements

The following elements are returned by the service.

### policyDocument

The Verified Access policy document.

Type: String

### policyEnabled

The status of the Verified Access policy.

Type: Boolean

## requestId

The ID of the request.

Type: String

## Errors

For information about the errors that are common to all actions, see [Common client error codes](#).

## See Also

For more information about using this API in one of the language-specific AWS SDKs, see the following:

- [AWS Command Line Interface](#)
- [AWS SDK for .NET](#)
- [AWS SDK for C++](#)
- [AWS SDK for Go v2](#)
- [AWS SDK for Java V2](#)
- [AWS SDK for JavaScript V3](#)
- [AWS SDK for PHP V3](#)
- [AWS SDK for Python](#)
- [AWS SDK for Ruby V3](#)

# GetVerifiedAccessGroupPolicy

Shows the contents of the Verified Access policy associated with the group.

## Request Parameters

The following parameters are for this specific action. For more information about required and optional parameters that are common to all actions, see [Common Query Parameters](#).

### DryRun

Checks whether you have the required permissions for the action, without actually making the request, and provides an error response. If you have the required permissions, the error response is `DryRunOperation`. Otherwise, it is `UnauthorizedOperation`.

Type: Boolean

Required: No

### VerifiedAccessGroupId

The ID of the Verified Access group.

Type: String

Required: Yes

## Response Elements

The following elements are returned by the service.

### policyDocument

The Verified Access policy document.

Type: String

### policyEnabled

The status of the Verified Access policy.

Type: Boolean

## requestId

The ID of the request.

Type: String

## Errors

For information about the errors that are common to all actions, see [Common client error codes](#).

## See Also

For more information about using this API in one of the language-specific AWS SDKs, see the following:

- [AWS Command Line Interface](#)
- [AWS SDK for .NET](#)
- [AWS SDK for C++](#)
- [AWS SDK for Go v2](#)
- [AWS SDK for Java V2](#)
- [AWS SDK for JavaScript V3](#)
- [AWS SDK for PHP V3](#)
- [AWS SDK for Python](#)
- [AWS SDK for Ruby V3](#)

# GetVpnConnectionDeviceSampleConfiguration

Download an AWS-provided sample configuration file to be used with the customer gateway device specified for your Site-to-Site VPN connection.

## Request Parameters

The following parameters are for this specific action. For more information about required and optional parameters that are common to all actions, see [Common Query Parameters](#).

### DryRun

Checks whether you have the required permissions for the action, without actually making the request, and provides an error response. If you have the required permissions, the error response is `DryRunOperation`. Otherwise, it is `UnauthorizedOperation`.

Type: Boolean

Required: No

### InternetKeyExchangeVersion

The IKE version to be used in the sample configuration file for your customer gateway device. You can specify one of the following versions: `ikev1` or `ikev2`.

Type: String

Required: No

### VpnConnectionDeviceTypeId

Device identifier provided by the `GetVpnConnectionDeviceTypes` API.

Type: String

Required: Yes

### VpnConnectionId

The `VpnConnectionId` specifies the Site-to-Site VPN connection used for the sample configuration.

Type: String

Required: Yes

## Response Elements

The following elements are returned by the service.

### **requestId**

The ID of the request.

Type: String

### **vpnConnectionDeviceSampleConfiguration**

Sample configuration file for the specified customer gateway device.

Type: String

## Errors

For information about the errors that are common to all actions, see [Common client error codes](#).

## See Also

For more information about using this API in one of the language-specific AWS SDKs, see the following:

- [AWS Command Line Interface](#)
- [AWS SDK for .NET](#)
- [AWS SDK for C++](#)
- [AWS SDK for Go v2](#)
- [AWS SDK for Java V2](#)
- [AWS SDK for JavaScript V3](#)
- [AWS SDK for PHP V3](#)
- [AWS SDK for Python](#)
- [AWS SDK for Ruby V3](#)



# GetVpnConnectionDeviceTypes

Obtain a list of customer gateway devices for which sample configuration files can be provided. The request has no additional parameters. You can also see the list of device types with sample configuration files available under [Your customer gateway device](#) in the *AWS Site-to-Site VPN User Guide*.

## Request Parameters

The following parameters are for this specific action. For more information about required and optional parameters that are common to all actions, see [Common Query Parameters](#).

### DryRun

Checks whether you have the required permissions for the action, without actually making the request, and provides an error response. If you have the required permissions, the error response is `DryRunOperation`. Otherwise, it is `UnauthorizedOperation`.

Type: Boolean

Required: No

### MaxResults

The maximum number of results returned by `GetVpnConnectionDeviceTypes` in paginated output. When this parameter is used, `GetVpnConnectionDeviceTypes` only returns `MaxResults` results in a single page along with a `NextToken` response element. The remaining results of the initial request can be seen by sending another `GetVpnConnectionDeviceTypes` request with the returned `NextToken` value. This value can be between 200 and 1000. If this parameter is not used, then `GetVpnConnectionDeviceTypes` returns all results.

Type: Integer

Valid Range: Minimum value of 200. Maximum value of 1000.

Required: No

### NextToken

The `NextToken` value returned from a previous paginated `GetVpnConnectionDeviceTypes` request where `MaxResults` was used and the results exceeded the value of that parameter.

Pagination continues from the end of the previous results that returned the `NextToken` value. This value is null when there are no more results to return.

Type: String

Required: No

## Response Elements

The following elements are returned by the service.

### **nextToken**

The `NextToken` value to include in a future `GetVpnConnectionDeviceTypes` request. When the results of a `GetVpnConnectionDeviceTypes` request exceed `MaxResults`, this value can be used to retrieve the next page of results. This value is null when there are no more results to return.

Type: String

### **requestId**

The ID of the request.

Type: String

### **vpnConnectionDeviceTypeSet**

List of customer gateway devices that have a sample configuration file available for use.

Type: Array of [VpnConnectionDeviceType](#) objects

## Errors

For information about the errors that are common to all actions, see [Common client error codes](#).

## See Also

For more information about using this API in one of the language-specific AWS SDKs, see the following:

- [AWS Command Line Interface](#)

- [AWS SDK for .NET](#)
- [AWS SDK for C++](#)
- [AWS SDK for Go v2](#)
- [AWS SDK for Java V2](#)
- [AWS SDK for JavaScript V3](#)
- [AWS SDK for PHP V3](#)
- [AWS SDK for Python](#)
- [AWS SDK for Ruby V3](#)

# GetVpnTunnelReplacementStatus

Get details of available tunnel endpoint maintenance.

## Request Parameters

The following parameters are for this specific action. For more information about required and optional parameters that are common to all actions, see [Common Query Parameters](#).

### DryRun

Checks whether you have the required permissions for the action, without actually making the request, and provides an error response. If you have the required permissions, the error response is `DryRunOperation`. Otherwise, it is `UnauthorizedOperation`.

Type: Boolean

Required: No

### VpnConnectionId

The ID of the Site-to-Site VPN connection.

Type: String

Required: Yes

### VpnTunnelOutsideIpAddress

The external IP address of the VPN tunnel.

Type: String

Required: Yes

## Response Elements

The following elements are returned by the service.

### customerGatewayId

The ID of the customer gateway.

Type: String

### **maintenanceDetails**

Get details of pending tunnel endpoint maintenance.

Type: [MaintenanceDetails](#) object

### **requestId**

The ID of the request.

Type: String

### **transitGatewayId**

The ID of the transit gateway associated with the VPN connection.

Type: String

### **vpnConnectionId**

The ID of the Site-to-Site VPN connection.

Type: String

### **vpnGatewayId**

The ID of the virtual private gateway.

Type: String

### **vpnTunnelOutsideIpAddress**

The external IP address of the VPN tunnel.

Type: String

## **Errors**

For information about the errors that are common to all actions, see [Common client error codes](#).

## **See Also**

For more information about using this API in one of the language-specific AWS SDKs, see the following:

- [AWS Command Line Interface](#)
- [AWS SDK for .NET](#)
- [AWS SDK for C++](#)
- [AWS SDK for Go v2](#)
- [AWS SDK for Java V2](#)
- [AWS SDK for JavaScript V3](#)
- [AWS SDK for PHP V3](#)
- [AWS SDK for Python](#)
- [AWS SDK for Ruby V3](#)

# ImportClientVpnClientCertificateRevocationList

Uploads a client certificate revocation list to the specified Client VPN endpoint. Uploading a client certificate revocation list overwrites the existing client certificate revocation list.

Uploading a client certificate revocation list resets existing client connections.

## Request Parameters

The following parameters are for this specific action. For more information about required and optional parameters that are common to all actions, see [Common Query Parameters](#).

### CertificateRevocationList

The client certificate revocation list file. For more information, see [Generate a Client Certificate Revocation List](#) in the *AWS Client VPN Administrator Guide*.

Type: String

Required: Yes

### ClientVpnEndpointId

The ID of the Client VPN endpoint to which the client certificate revocation list applies.

Type: String

Required: Yes

### DryRun

Checks whether you have the required permissions for the action, without actually making the request, and provides an error response. If you have the required permissions, the error response is `DryRunOperation`. Otherwise, it is `UnauthorizedOperation`.

Type: Boolean

Required: No

## Response Elements

The following elements are returned by the service.

## requestId

The ID of the request.

Type: String

## return

Returns `true` if the request succeeds; otherwise, it returns an error.

Type: Boolean

## Errors

For information about the errors that are common to all actions, see [Common client error codes](#).

## See Also

For more information about using this API in one of the language-specific AWS SDKs, see the following:

- [AWS Command Line Interface](#)
- [AWS SDK for .NET](#)
- [AWS SDK for C++](#)
- [AWS SDK for Go v2](#)
- [AWS SDK for Java V2](#)
- [AWS SDK for JavaScript V3](#)
- [AWS SDK for PHP V3](#)
- [AWS SDK for Python](#)
- [AWS SDK for Ruby V3](#)



# ImportImage

## Note

To import your virtual machines (VMs) with a console-based experience, you can use the *Import virtual machine images to AWS* template in the [Migration Hub Orchestrator console](#). For more information, see the [AWS Migration Hub Orchestrator User Guide](#).

Import single or multi-volume disk images or EBS snapshots into an Amazon Machine Image (AMI).

## Important

AWS VM Import/Export strongly recommends specifying a value for either the `--license-type` or `--usage-operation` parameter when you create a new VM Import task. This ensures your operating system is licensed appropriately and your billing is optimized.

For more information, see [Importing a VM as an image using VM Import/Export](#) in the *VM Import/Export User Guide*.

## Request Parameters

The following parameters are for this specific action. For more information about required and optional parameters that are common to all actions, see [Common Query Parameters](#).

### Architecture

The architecture of the virtual machine.

Valid values: `i386` | `x86_64`

Type: String

Required: No

### BootMode

The boot mode of the virtual machine.

**Note**

The `uefi-preferred` boot mode isn't supported for importing images. For more information, see [Boot modes](#) in the *VM Import/Export User Guide*.

Type: String

Valid Values: `legacy-bios` | `uefi` | `uefi-preferred`

Required: No

**ClientData**

The client-specific data.

Type: [ClientData](#) object

Required: No

**ClientToken**

The token to enable idempotency for VM import requests.

Type: String

Required: No

**Description**

A description string for the import image task.

Type: String

Required: No

**DiskContainer.N**

Information about the disk containers.

Type: Array of [ImageDiskContainer](#) objects

Required: No

## DryRun

Checks whether you have the required permissions for the action, without actually making the request, and provides an error response. If you have the required permissions, the error response is `DryRunOperation`. Otherwise, it is `UnauthorizedOperation`.

Type: Boolean

Required: No

## Encrypted

Specifies whether the destination AMI of the imported image should be encrypted. The default KMS key for EBS is used unless you specify a non-default KMS key using `KmsKeyId`. For more information, see [Amazon EBS Encryption](#) in the *Amazon Elastic Compute Cloud User Guide*.

Type: Boolean

Required: No

## Hypervisor

The target hypervisor platform.

Valid values: `xen`

Type: String

Required: No

## KmsKeyId

An identifier for the symmetric KMS key to use when creating the encrypted AMI. This parameter is only required if you want to use a non-default KMS key; if this parameter is not specified, the default KMS key for EBS is used. If a `KmsKeyId` is specified, the `Encrypted` flag must also be set.

The KMS key identifier may be provided in any of the following formats:

- Key ID
- Key alias
- ARN using key ID. The ID ARN contains the `arn:aws:kms` namespace, followed by the Region of the key, the AWS account ID of the key owner, the key namespace, and then the key

ID. For example, `arn:aws:kms:us-east-1:012345678910:key/abcd1234-a123-456a-a12b-a123b4cd56ef`.

- ARN using key alias. The alias ARN contains the `arn:aws:kms` namespace, followed by the Region of the key, the AWS account ID of the key owner, the `alias` namespace, and then the key alias. For example, `arn:aws:kms:us-east-1:012345678910:alias/ExampleAlias`.

AWS parses `KmsKeyId` asynchronously, meaning that the action you call may appear to complete even though you provided an invalid identifier. This action will eventually report failure.

The specified KMS key must exist in the Region that the AMI is being copied to.

Amazon EBS does not support asymmetric KMS keys.

Type: String

Required: No

### LicenseSpecifications.N

The ARNs of the license configurations.

Type: Array of [ImportImageLicenseConfigurationRequest](#) objects

Required: No

### LicenseType

The license type to be used for the Amazon Machine Image (AMI) after importing.

Specify `AWS` to replace the source-system license with an AWS license or `BYOL` to retain the source-system license. Leaving this parameter undefined is the same as choosing `AWS` when importing a Windows Server operating system, and the same as choosing `BYOL` when importing a Windows client operating system (such as Windows 10) or a Linux operating system.

To use `BYOL`, you must have existing licenses with rights to use these licenses in a third party cloud, such as AWS. For more information, see [Prerequisites](#) in the VM Import/Export User Guide.

Type: String

Required: No

## Platform

The operating system of the virtual machine. If you import a VM that is compatible with Unified Extensible Firmware Interface (UEFI) using an EBS snapshot, you must specify a value for the platform.

Valid values: Windows | Linux

Type: String

Required: No

## RoleName

The name of the role to use when not using the default role, 'vmimport'.

Type: String

Required: No

## TagSpecification.N

The tags to apply to the import image task during creation.

Type: Array of [TagSpecification](#) objects

Required: No

## UsageOperation

The usage operation value. For more information, see [Licensing options](#) in the *VM Import/Export User Guide*.

Type: String

Required: No

## Response Elements

The following elements are returned by the service.

### architecture

The architecture of the virtual machine.

Type: String

**description**

A description of the import task.

Type: String

**encrypted**

Indicates whether the AMI is encrypted.

Type: Boolean

**hypervisor**

The target hypervisor of the import task.

Type: String

**imageId**

The ID of the Amazon Machine Image (AMI) created by the import task.

Type: String

**importTaskId**

The task ID of the import image task.

Type: String

**kmsKeyId**

The identifier for the symmetric KMS key that was used to create the encrypted AMI.

Type: String

**licenseSpecifications**

The ARNs of the license configurations.

Type: Array of [ImportImageLicenseConfigurationResponse](#) objects

**licenseType**

The license type of the virtual machine.

Type: String

**platform**

The operating system of the virtual machine.

Type: String

**progress**

The progress of the task.

Type: String

**requestId**

The ID of the request.

Type: String

**snapshotDetailSet**

Information about the snapshots.

Type: Array of [SnapshotDetail](#) objects

**status**

A brief status of the task.

Type: String

**statusMessage**

A detailed status message of the import task.

Type: String

**tagSet**

Any tags assigned to the import image task.

Type: Array of [Tag](#) objects

**usageOperation**

The usage operation value.

Type: String

## Errors

For information about the errors that are common to all actions, see [Common client error codes](#).

## See Also

For more information about using this API in one of the language-specific AWS SDKs, see the following:

- [AWS Command Line Interface](#)
- [AWS SDK for .NET](#)
- [AWS SDK for C++](#)
- [AWS SDK for Go v2](#)
- [AWS SDK for Java V2](#)
- [AWS SDK for JavaScript V3](#)
- [AWS SDK for PHP V3](#)
- [AWS SDK for Python](#)
- [AWS SDK for Ruby V3](#)



# ImportInstance

## Note

We recommend that you use the [ImportImage](#) API. For more information, see [Importing a VM as an image using VM Import/Export](#) in the *VM Import/Export User Guide*.

Creates an import instance task using metadata from the specified disk image.

This API action is not supported by the AWS Command Line Interface (AWS CLI). For information about using the Amazon EC2 CLI, which is deprecated, see [Importing a VM to Amazon EC2](#) in the *Amazon EC2 CLI Reference* PDF file.

This API action supports only single-volume VMs. To import multi-volume VMs, use [ImportImage](#) instead.

For information about the import manifest referenced by this API action, see [VM Import Manifest](#).

## Request Parameters

The following parameters are for this specific action. For more information about required and optional parameters that are common to all actions, see [Common Query Parameters](#).

### Description

A description for the instance being imported.

Type: String

Required: No

### DiskImage.N

The disk image.

Type: Array of [DiskImage](#) objects

Required: No

## DryRun

Checks whether you have the required permissions for the action, without actually making the request, and provides an error response. If you have the required permissions, the error response is `DryRunOperation`. Otherwise, it is `UnauthorizedOperation`.

Type: Boolean

Required: No

## LaunchSpecification

The launch specification.

Type: [ImportInstanceLaunchSpecification](#) object

Required: No

## Platform

The instance operating system.

Type: String

Valid Values: Windows

Required: Yes

## Response Elements

The following elements are returned by the service.

### conversionTask

Information about the conversion task.

Type: [ConversionTask](#) object

### requestId

The ID of the request.

Type: String

## Errors

For information about the errors that are common to all actions, see [Common client error codes](#).

## Examples

### Example

This example creates an import instance task that migrates a Windows Server 2008 SP2 (32-bit) VM into the us-east-1 Region.

### Sample Request

```
https://ec2.amazonaws.com/?Action=ImportInstance
&LaunchSpecification.Architecture=x86_64
&LaunchSpecification.InstanceType=m1.xlarge
&DiskImage.1.Image.Format=VMDK
&DiskImage.1.Image.Bytes=1179593728
&DiskImage.1.Image.ImportManifestUrl=https://s3.amazonaws.com/amzn-s3-demo-
bucket/a3a5e1b6-590d-43cc-97c1-15c7325d3f41/Win_2008_Server_Data_Center_SP2_32-
bit.vmdkmanifest.xml?AWSAccessKeyId=AKIAIOSFODNN7EXAMPLE&Expires=1294855591&
Signature=5snej01T1TtL0uR7KExtEXAMPLE%3D
&DiskImage.1.Volume.Size=12
&Platform=Windows
&AUTHPARAMS
```

### Sample Response

```
<ImportInstanceResponse xmlns="http://ec2.amazonaws.com/doc/2016-11-15/">
  <conversionTask>
    <conversionTaskId>import-i-ffvko9js</conversionTaskId>
    <expirationTime>2010-12-22T12:01Z</expirationTime>
    <importInstance>
      <volumes>
        <item>
          <bytesConverted>0</bytesConverted>
          <availabilityZone>us-east-1a</availabilityZone>
          <image>
            <format>VMDK</format>
            <size>1179593728</size>
            <importManifestUrl>
```

```
        https://s3.amazonaws.com/amzn-s3-demo-bucket/
a3a5e1b6-590d-43cc-97c1-15c7325d3f41/Win_2008_Server_Data_Center_SP2_32-bit.
vmdkmanifest.xml?AWSAccessKeyId=AKIAIOSFODNN7EXAMPLE&Expires=1294855591&
Signature=5snej01TlTtL0uR7KExtEXAMPLE%3D
    </importManifestUrl>
  </image>
</description/>
<volume>
  <size>12</size>
  <id>vol-1234567890abcdef0</id>
</volume>
<status>active</status>
<statusMessage/>
</item>
</volumes>
<instanceId>i-1234567890abcdef0</instanceId>
<description/>
</importInstance>
</conversionTask>
</ImportInstanceResponse>
```

## See Also

For more information about using this API in one of the language-specific AWS SDKs, see the following:

- [AWS Command Line Interface](#)
- [AWS SDK for .NET](#)
- [AWS SDK for C++](#)
- [AWS SDK for Go v2](#)
- [AWS SDK for Java V2](#)
- [AWS SDK for JavaScript V3](#)
- [AWS SDK for PHP V3](#)
- [AWS SDK for Python](#)
- [AWS SDK for Ruby V3](#)

# ImportKeyPair

Imports the public key from an RSA or ED25519 key pair that you created with a third-party tool. Compare this with [CreateKeyPair](#), in which AWS creates the key pair and gives the keys to you (AWS keeps a copy of the public key). With `ImportKeyPair`, you create the key pair and give AWS just the public key. The private key is never transferred between you and AWS.

For more information about key pairs, see [Amazon EC2 key pairs](#) in the *Amazon Elastic Compute Cloud User Guide*.

## Request Parameters

The following parameters are for this specific action. For more information about required and optional parameters that are common to all actions, see [Common Query Parameters](#).

### DryRun

Checks whether you have the required permissions for the action, without actually making the request, and provides an error response. If you have the required permissions, the error response is `DryRunOperation`. Otherwise, it is `UnauthorizedOperation`.

Type: Boolean

Required: No

### KeyName

A unique name for the key pair.

Type: String

Required: Yes

### PublicKeyMaterial

The public key. For API calls, the text must be base64-encoded. For command line tools, base64 encoding is performed for you.

Type: Base64-encoded binary data object

Required: Yes

## TagSpecification.N

The tags to apply to the imported key pair.

Type: Array of [TagSpecification](#) objects

Required: No

## Response Elements

The following elements are returned by the service.

### keyFingerprint

- For RSA key pairs, the key fingerprint is the MD5 public key fingerprint as specified in section 4 of RFC 4716.
- For ED25519 key pairs, the key fingerprint is the base64-encoded SHA-256 digest, which is the default for OpenSSH, starting with [OpenSSH 6.8](#).

Type: String

### keyName

The key pair name that you provided.

Type: String

### keyPairId

The ID of the resulting key pair.

Type: String

### requestId

The ID of the request.

Type: String

### tagSet

The tags applied to the imported key pair.

Type: Array of [Tag](#) objects

## Errors

For information about the errors that are common to all actions, see [Common client error codes](#).

## Examples

### Example

This example imports the public key named `my-key-pair`, and applies a tag with a key of `purpose` and a value of `production`.

### Sample Request

```
https://ec2.amazonaws.com/?Action=ImportKeyPair
&KeyName=my-key-pair
&PublicKeyMaterial=MIICiTCCAfICCCQD6m7oRw0uX0jANBgkqhkiG9w0BAQUFADCBiDELMAKGA1UEBhMC
VVMxCzAJBgNVBAGTAldBMRAwDgYDVQQHEwdTZWF0dGx1MQ8wDQYDVQQKEwZBbWF6
b24xFDASBgNVBA5TC01BTSBDb25zb2x1MRIwEAYDVQQDEwLUZXN0Q21sYWMxHzAd
BgkqhkiG9w0BCQEWEG5vb251QGFtYXpvbi5jb20wHhcNMTEwNDI1MjA0NTIxWhcN
MTIwNDI0MjA0NTIxWjCBiDELMAKGA1UEBhMCVVMxCzAJBgNVBAGTAldBMRAwDgYD
VQQHEwdTZWF0dGx1MQ8wDQYDVQQKEwZBbWF6b24xFDASBgNVBA5TC01BTSBDb25z
b2x1MRIwEAYDVQQDEwLUZXN0Q21sYWMxHzAdBgkqhkiG9w0BCQEWEG5vb251QGFt
YXpvbi5jb20wgZ8wDQYJKoZIhvcNAQEBBQADgY0AMIGJAoGBAMaK0dn+a4GmWIWJ
21uUSfwfEvySWtC2XADZ4nB+BLyGvIik60CpiwsZ3G93vUEI03IyNoH/f0wYK8m9T
rDHudUZg3qX4waLG5M43q7Wgc/MbQITx0USQv7c7ugFFDzQGBzZswY6786m86gpE
Ibb30hjZnzcvQAaRHhd1QWIMm2nrAgMBAAEwDQYJKoZIhvcNAQEFBQADgYEAtCu4
nUhVVxYUntneD9+h8Mg9q6q+auNKyExzyLwax1Aoo7TJHidbtS4J5iNmZgXL0Fkb
FFBjvSfpJiI1J0z0zbhNYS5f6GuoEDmFJl0ZxBHjJnyp3780D8uTs7fLvJx79LjSTb
NYiytVbZPQUQ5Yaxu2jXnimvw3rrszlaEXAMPLE
&TagSpecification.1.ResourceType=key-pair
&TagSpecification.1.Tag.1.Key=purpose
&TagSpecification.1.Tag.1.Value=production
&AUTHPARAMS
```

### Sample Response

```
<ImportKeyPairResponse xmlns="http://ec2.amazonaws.com/doc/2016-11-15/">
  <requestId>7a62c49f-347e-4fc4-9331-6e8eEXAMPLE</requestId>
  <keyName>my-key-pair</keyName>
  <keyPairId>key-abcde1234eEXAMPLE</keyPairId>
  <keyFingerprint>1f:51:ae:28:bf:89:e9:d8:1f:25:5d:37:2d:7d:b8:ca:9f:f5:f1:6f</
keyFingerprint>
```

```
<tagSet>
  <item>
    <key>purpose</key>
    <value>production</value>
  </item>
</tagSet>
</ImportKeyPairResponse>
```

## See Also

For more information about using this API in one of the language-specific AWS SDKs, see the following:

- [AWS Command Line Interface](#)
- [AWS SDK for .NET](#)
- [AWS SDK for C++](#)
- [AWS SDK for Go v2](#)
- [AWS SDK for Java V2](#)
- [AWS SDK for JavaScript V3](#)
- [AWS SDK for PHP V3](#)
- [AWS SDK for Python](#)
- [AWS SDK for Ruby V3](#)



# ImportSnapshot

Imports a disk into an EBS snapshot.

For more information, see [Importing a disk as a snapshot using VM Import/Export](#) in the *VM Import/Export User Guide*.

## Request Parameters

The following parameters are for this specific action. For more information about required and optional parameters that are common to all actions, see [Common Query Parameters](#).

### ClientData

The client-specific data.

Type: [ClientData](#) object

Required: No

### ClientToken

Token to enable idempotency for VM import requests.

Type: String

Required: No

### Description

The description string for the import snapshot task.

Type: String

Required: No

### DiskContainer

Information about the disk container.

Type: [SnapshotDiskContainer](#) object

Required: No

## DryRun

Checks whether you have the required permissions for the action, without actually making the request, and provides an error response. If you have the required permissions, the error response is `DryRunOperation`. Otherwise, it is `UnauthorizedOperation`.

Type: Boolean

Required: No

## Encrypted

Specifies whether the destination snapshot of the imported image should be encrypted. The default KMS key for EBS is used unless you specify a non-default KMS key using `KmsKeyId`. For more information, see [Amazon EBS Encryption](#) in the *Amazon Elastic Compute Cloud User Guide*.

Type: Boolean

Required: No

## KmsKeyId

An identifier for the symmetric KMS key to use when creating the encrypted snapshot. This parameter is only required if you want to use a non-default KMS key; if this parameter is not specified, the default KMS key for EBS is used. If a `KmsKeyId` is specified, the `Encrypted` flag must also be set.

The KMS key identifier may be provided in any of the following formats:

- Key ID
- Key alias
- ARN using key ID. The ID ARN contains the `arn:aws:kms` namespace, followed by the Region of the key, the AWS account ID of the key owner, the key namespace, and then the key ID. For example, `arn:aws:kms:us-east-1:012345678910:key/abcd1234-a123-456a-a12b-a123b4cd56ef`.
- ARN using key alias. The alias ARN contains the `arn:aws:kms` namespace, followed by the Region of the key, the AWS account ID of the key owner, the `alias` namespace, and then the key alias. For example, `arn:aws:kms:us-east-1:012345678910:alias/ExampleAlias`.

AWS parses `KmsKeyId` asynchronously, meaning that the action you call may appear to complete even though you provided an invalid identifier. This action will eventually report failure.

The specified KMS key must exist in the Region that the snapshot is being copied to.

Amazon EBS does not support asymmetric KMS keys.

Type: String

Required: No

### **RoleName**

The name of the role to use when not using the default role, 'vmimport'.

Type: String

Required: No

### **TagSpecification.N**

The tags to apply to the import snapshot task during creation.

Type: Array of [TagSpecification](#) objects

Required: No

## **Response Elements**

The following elements are returned by the service.

### **description**

A description of the import snapshot task.

Type: String

### **importTaskId**

The ID of the import snapshot task.

Type: String

### **requestId**

The ID of the request.

Type: String

## snapshotTaskDetail

Information about the import snapshot task.

Type: [SnapshotTaskDetail](#) object

### tagSet

Any tags assigned to the import snapshot task.

Type: Array of [Tag](#) objects

## Errors

For information about the errors that are common to all actions, see [Common client error codes](#).

## See Also

For more information about using this API in one of the language-specific AWS SDKs, see the following:

- [AWS Command Line Interface](#)
- [AWS SDK for .NET](#)
- [AWS SDK for C++](#)
- [AWS SDK for Go v2](#)
- [AWS SDK for Java V2](#)
- [AWS SDK for JavaScript V3](#)
- [AWS SDK for PHP V3](#)
- [AWS SDK for Python](#)
- [AWS SDK for Ruby V3](#)

# ImportVolume

Creates an import volume task using metadata from the specified disk image.

This API action supports only single-volume VMs. To import multi-volume VMs, use [ImportImage](#) instead. To import a disk to a snapshot, use [ImportSnapshot](#) instead.

This API action is not supported by the AWS Command Line Interface (AWS CLI). For information about using the Amazon EC2 CLI, which is deprecated, see [Importing Disks to Amazon EBS](#) in the *Amazon EC2 CLI Reference* PDF file.

For information about the import manifest referenced by this API action, see [VM Import Manifest](#).

## Request Parameters

The following parameters are for this specific action. For more information about required and optional parameters that are common to all actions, see [Common Query Parameters](#).

### AvailabilityZone

The Availability Zone for the resulting EBS volume.

Type: String

Required: Yes

### Description

A description of the volume.

Type: String

Required: No

### DryRun

Checks whether you have the required permissions for the action, without actually making the request, and provides an error response. If you have the required permissions, the error response is `DryRunOperation`. Otherwise, it is `UnauthorizedOperation`.

Type: Boolean

Required: No

## Image

The disk image.

Type: [DiskImageDetail](#) object

Required: Yes

## Volume

The volume size.

Type: [VolumeDetail](#) object

Required: Yes

## Response Elements

The following elements are returned by the service.

### conversionTask

Information about the conversion task.

Type: [ConversionTask](#) object

### requestId

The ID of the request.

Type: String

## Errors

For information about the errors that are common to all actions, see [Common client error codes](#).

## Examples

### Example

This example creates an import volume task that migrates a Windows Server 2008 SP2 (32-bit) volume into the us-east-1 Region.

## Sample Request

```
https://ec2.amazonaws.com/?Action=ImportVolume
&AvailabilityZone=us-east-1c
&Image.Format=VMDK
&Image.Bytes=128696320
&Image.ImportManifestUrl=https://s3.amazonaws.com/amzn-s3-demo-bucket/
a3a5e1b6-590d-43cc-97c1-15c7325d3f41/Win_2008_Server_Data_Center_SP2_32-bit.
vmdkmanifest.xml?AWSAccessKeyId=AKIAIOSFODNN7EXAMPLE&Expires=1294855591&
Signature=5snej01TlTtL0uR7KExtEXAMPLE%3D
&Volume.Size=8
&AUTHPARAMS>
```

## Sample Response

```
<ImportVolumeResponse xmlns="http://ec2.amazonaws.com/doc/2016-11-15/">
  <conversionTask>
    <conversionTaskId>import-i-fh95npoc</conversionTaskId>
    <expirationTime>2010-12-22T12:01Z</expirationTime>
    <importVolume>
      <bytesConverted>0</bytesConverted>
      <availabilityZone>us-east-1c</availabilityZone>
      <description/>
      <image>
        <format>VDMK</format>
        <size>128696320</size>
        <importManifestUrl>
          https://s3.amazonaws.com/amzn-s3-demo-bucket/
a3a5e1b6-590d-43cc-97c1-15c7325d3f41/Win_2008_Server_Data_Center_SP2_32-bit.
vmdkmanifest.xml?AWSAccessKeyId=AKIAIOSFODNN7EXAMPLE&Expires=1294855591&
Signature=5snej01TlTtL0uR7KExtEXAMPLE%3D
        </importManifestUrl>
        <checksum>ccb1b0536a4a70e86016b85229b5c6b10b14a4eb</checksum>
      </image>
      <volume>
        <size>8</size>
        <id>vol-1234567890abcdef0</id>
      </volume>
    </importVolume>
    <state>active</state>
    <statusMessage/>
  </conversionTask>
</ImportVolumeResponse>
```

## See Also

For more information about using this API in one of the language-specific AWS SDKs, see the following:

- [AWS Command Line Interface](#)
- [AWS SDK for .NET](#)
- [AWS SDK for C++](#)
- [AWS SDK for Go v2](#)
- [AWS SDK for Java V2](#)
- [AWS SDK for JavaScript V3](#)
- [AWS SDK for PHP V3](#)
- [AWS SDK for Python](#)
- [AWS SDK for Ruby V3](#)



# ListImagesInRecycleBin

Lists one or more AMIs that are currently in the Recycle Bin. For more information, see [Recycle Bin](#) in the *Amazon EC2 User Guide*.

## Request Parameters

The following parameters are for this specific action. For more information about required and optional parameters that are common to all actions, see [Common Query Parameters](#).

### DryRun

Checks whether you have the required permissions for the action, without actually making the request, and provides an error response. If you have the required permissions, the error response is `DryRunOperation`. Otherwise, it is `UnauthorizedOperation`.

Type: Boolean

Required: No

### ImageId.N

The IDs of the AMIs to list. Omit this parameter to list all of the AMIs that are in the Recycle Bin. You can specify up to 20 IDs in a single request.

Type: Array of strings

Required: No

### MaxResults

The maximum number of items to return for this request. To get the next page of items, make another request with the token returned in the output. For more information, see [Pagination](#).

Type: Integer

Valid Range: Minimum value of 1. Maximum value of 1000.

Required: No

### NextToken

The token returned from a previous paginated request. Pagination continues from the end of the items returned by the previous request.

Type: String

Required: No

## Response Elements

The following elements are returned by the service.

### imageSet

Information about the AMIs.

Type: Array of [ImageRecycleBinInfo](#) objects

### nextToken

The token to include in another request to get the next page of items. This value is null when there are no more items to return.

Type: String

### requestId

The ID of the request.

Type: String

## Errors

For information about the errors that are common to all actions, see [Common client error codes](#).

## See Also

For more information about using this API in one of the language-specific AWS SDKs, see the following:

- [AWS Command Line Interface](#)
- [AWS SDK for .NET](#)
- [AWS SDK for C++](#)
- [AWS SDK for Go v2](#)

- [AWS SDK for Java V2](#)
- [AWS SDK for JavaScript V3](#)
- [AWS SDK for PHP V3](#)
- [AWS SDK for Python](#)
- [AWS SDK for Ruby V3](#)

# ListSnapshotsInRecycleBin

Lists one or more snapshots that are currently in the Recycle Bin.

## Request Parameters

The following parameters are for this specific action. For more information about required and optional parameters that are common to all actions, see [Common Query Parameters](#).

### DryRun

Checks whether you have the required permissions for the action, without actually making the request, and provides an error response. If you have the required permissions, the error response is `DryRunOperation`. Otherwise, it is `UnauthorizedOperation`.

Type: Boolean

Required: No

### MaxResults

The maximum number of items to return for this request. To get the next page of items, make another request with the token returned in the output. For more information, see [Pagination](#).

Type: Integer

Valid Range: Minimum value of 5. Maximum value of 1000.

Required: No

### NextToken

The token returned from a previous paginated request. Pagination continues from the end of the items returned by the previous request.

Type: String

Required: No

### SnapshotId.N

The IDs of the snapshots to list. Omit this parameter to list all of the snapshots that are in the Recycle Bin.

Type: Array of strings

Required: No

## Response Elements

The following elements are returned by the service.

### **nextToken**

The token to include in another request to get the next page of items. This value is `null` when there are no more items to return.

Type: String

### **requestId**

The ID of the request.

Type: String

### **snapshotSet**

Information about the snapshots.

Type: Array of [SnapshotRecycleBinInfo](#) objects

## Errors

For information about the errors that are common to all actions, see [Common client error codes](#).

## See Also

For more information about using this API in one of the language-specific AWS SDKs, see the following:

- [AWS Command Line Interface](#)
- [AWS SDK for .NET](#)
- [AWS SDK for C++](#)
- [AWS SDK for Go v2](#)

- [AWS SDK for Java V2](#)
- [AWS SDK for JavaScript V3](#)
- [AWS SDK for PHP V3](#)
- [AWS SDK for Python](#)
- [AWS SDK for Ruby V3](#)

# LockSnapshot

Locks an Amazon EBS snapshot in either *governance* or *compliance* mode to protect it against accidental or malicious deletions for a specific duration. A locked snapshot can't be deleted.

You can also use this action to modify the lock settings for a snapshot that is already locked. The allowed modifications depend on the lock mode and lock state:

- If the snapshot is locked in governance mode, you can modify the lock mode and the lock duration or lock expiration date.
- If the snapshot is locked in compliance mode and it is in the cooling-off period, you can modify the lock mode and the lock duration or lock expiration date.
- If the snapshot is locked in compliance mode and the cooling-off period has lapsed, you can only increase the lock duration or extend the lock expiration date.

## Request Parameters

The following parameters are for this specific action. For more information about required and optional parameters that are common to all actions, see [Common Query Parameters](#).

### CoolOffPeriod

The cooling-off period during which you can unlock the snapshot or modify the lock settings after locking the snapshot in compliance mode, in hours. After the cooling-off period expires, you can't unlock or delete the snapshot, decrease the lock duration, or change the lock mode. You can increase the lock duration after the cooling-off period expires.

The cooling-off period is optional when locking a snapshot in compliance mode. If you are locking the snapshot in governance mode, omit this parameter.

To lock the snapshot in compliance mode immediately without a cooling-off period, omit this parameter.

If you are extending the lock duration for a snapshot that is locked in compliance mode after the cooling-off period has expired, omit this parameter. If you specify a cooling-period in a such a request, the request fails.

Allowed values: Min 1, max 72.

Type: Integer

Valid Range: Minimum value of 1. Maximum value of 72.

Required: No

### DryRun

Checks whether you have the required permissions for the action, without actually making the request, and provides an error response. If you have the required permissions, the error response is `DryRunOperation`. Otherwise, it is `UnauthorizedOperation`.

Type: Boolean

Required: No

### ExpirationDate

The date and time at which the snapshot lock is to automatically expire, in the UTC time zone (YYYY-MM-DDThh:mm:ss.sssZ).

You must specify either this parameter or **LockDuration**, but not both.

Type: Timestamp

Required: No

### LockDuration

The period of time for which to lock the snapshot, in days. The snapshot lock will automatically expire after this period lapses.

You must specify either this parameter or **ExpirationDate**, but not both.

Allowed values: Min: 1, max 36500

Type: Integer

Valid Range: Minimum value of 1. Maximum value of 36500.

Required: No

### LockMode

The mode in which to lock the snapshot. Specify one of the following:

- `governance` - Locks the snapshot in governance mode. Snapshots locked in governance mode can't be deleted until one of the following conditions are met:



- The lock duration expires.
- The snapshot is unlocked by a user with the appropriate permissions.

Users with the appropriate IAM permissions can unlock the snapshot, increase or decrease the lock duration, and change the lock mode to compliance at any time.

If you lock a snapshot in governance mode, omit **CoolOffPeriod**.

- **compliance** - Locks the snapshot in compliance mode. Snapshots locked in compliance mode can't be unlocked by any user. They can be deleted only after the lock duration expires. Users can't decrease the lock duration or change the lock mode to governance. However, users with appropriate IAM permissions can increase the lock duration at any time.

If you lock a snapshot in compliance mode, you can optionally specify **CoolOffPeriod**.

Type: String

Valid Values: `compliance` | `governance`

Required: Yes

### **SnapshotId**

The ID of the snapshot to lock.

Type: String

Required: Yes

## **Response Elements**

The following elements are returned by the service.

### **coolOffPeriod**

The compliance mode cooling-off period, in hours.

Type: Integer

### **coolOffPeriodExpiresOn**

The date and time at which the compliance mode cooling-off period expires, in the UTC time zone (YYYY-MM-DDThh:mm:ss.sssZ).

Type: Timestamp

### **lockCreatedOn**

The date and time at which the snapshot was locked, in the UTC time zone (YYYY-MM-DDThh:mm:ss.sssZ).

Type: Timestamp

### **lockDuration**

The period of time for which the snapshot is locked, in days.

Type: Integer

### **lockDurationStartTime**

The date and time at which the lock duration started, in the UTC time zone (YYYY-MM-DDThh:mm:ss.sssZ).

Type: Timestamp

### **lockExpiresOn**

The date and time at which the lock will expire, in the UTC time zone (YYYY-MM-DDThh:mm:ss.sssZ).

Type: Timestamp

### **lockState**

The state of the snapshot lock. Valid states include:

- **compliance-cooloff** - The snapshot has been locked in compliance mode but it is still within the cooling-off period. The snapshot can't be deleted, but it can be unlocked and the lock settings can be modified by users with appropriate permissions.
- **governance** - The snapshot is locked in governance mode. The snapshot can't be deleted, but it can be unlocked and the lock settings can be modified by users with appropriate permissions.
- **compliance** - The snapshot is locked in compliance mode and the cooling-off period has expired. The snapshot can't be unlocked or deleted. The lock duration can only be increased by users with appropriate permissions.
- **expired** - The snapshot was locked in compliance or governance mode but the lock duration has expired. The snapshot is not locked and can be deleted.

Type: String

Valid Values: compliance | governance | compliance-cooloff | expired

### **requestId**

The ID of the request.

Type: String

### **snapshotId**

The ID of the snapshot

Type: String

## **Errors**

For information about the errors that are common to all actions, see [Common client error codes](#).

## **See Also**

For more information about using this API in one of the language-specific AWS SDKs, see the following:

- [AWS Command Line Interface](#)
- [AWS SDK for .NET](#)
- [AWS SDK for C++](#)
- [AWS SDK for Go v2](#)
- [AWS SDK for Java V2](#)
- [AWS SDK for JavaScript V3](#)
- [AWS SDK for PHP V3](#)
- [AWS SDK for Python](#)
- [AWS SDK for Ruby V3](#)

# ModifyAddressAttribute

Modifies an attribute of the specified Elastic IP address. For requirements, see [Using reverse DNS for email applications](#).

## Request Parameters

The following parameters are for this specific action. For more information about required and optional parameters that are common to all actions, see [Common Query Parameters](#).

### AllocationId

[EC2-VPC] The allocation ID.

Type: String

Required: Yes

### DomainName

The domain name to modify for the IP address.

Type: String

Required: No

### DryRun

Checks whether you have the required permissions for the action, without actually making the request, and provides an error response. If you have the required permissions, the error response is `DryRunOperation`. Otherwise, it is `UnauthorizedOperation`.

Type: Boolean

Required: No

## Response Elements

The following elements are returned by the service.

### address

Information about the Elastic IP address.

Type: [AddressAttribute](#) object

## requestId

The ID of the request.

Type: String

## Errors

For information about the errors that are common to all actions, see [Common client error codes](#).

## See Also

For more information about using this API in one of the language-specific AWS SDKs, see the following:

- [AWS Command Line Interface](#)
- [AWS SDK for .NET](#)
- [AWS SDK for C++](#)
- [AWS SDK for Go v2](#)
- [AWS SDK for Java V2](#)
- [AWS SDK for JavaScript V3](#)
- [AWS SDK for PHP V3](#)
- [AWS SDK for Python](#)
- [AWS SDK for Ruby V3](#)

# ModifyAvailabilityZoneGroup

Changes the opt-in status of the specified zone group for your account.

Use [DescribeAvailabilityZones](#) to view the value for `GroupName`.

## Request Parameters

The following parameters are for this specific action. For more information about required and optional parameters that are common to all actions, see [Common Query Parameters](#).

### DryRun

Checks whether you have the required permissions for the action, without actually making the request, and provides an error response. If you have the required permissions, the error response is `DryRunOperation`. Otherwise, it is `UnauthorizedOperation`.

Type: Boolean

Required: No

### GroupName

The name of the Availability Zone group, Local Zone group, or Wavelength Zone group.

Type: String

Required: Yes

### OptInStatus

Indicates whether to opt in to the zone group. The only valid value is `opted-in`. You must contact AWS Support to opt out of a Local Zone or Wavelength Zone group.

Type: String

Valid Values: `opted-in` | `not-opted-in`

Required: Yes

## Response Elements

The following elements are returned by the service.

## requestId

The ID of the request.

Type: String

## return

Is `true` if the request succeeds, and an error otherwise.

Type: Boolean

## Errors

For information about the errors that are common to all actions, see [Common client error codes](#).

## See Also

For more information about using this API in one of the language-specific AWS SDKs, see the following:

- [AWS Command Line Interface](#)
- [AWS SDK for .NET](#)
- [AWS SDK for C++](#)
- [AWS SDK for Go v2](#)
- [AWS SDK for Java V2](#)
- [AWS SDK for JavaScript V3](#)
- [AWS SDK for PHP V3](#)
- [AWS SDK for Python](#)
- [AWS SDK for Ruby V3](#)

# ModifyCapacityReservation

Modifies a Capacity Reservation's capacity, instance eligibility, and the conditions under which it is to be released. You can't modify a Capacity Reservation's instance type, EBS optimization, platform, instance store settings, Availability Zone, or tenancy. If you need to modify any of these attributes, we recommend that you cancel the Capacity Reservation, and then create a new one with the required attributes. For more information, see [Modify an active Capacity Reservation](#).

## Request Parameters

The following parameters are for this specific action. For more information about required and optional parameters that are common to all actions, see [Common Query Parameters](#).

### Accept

Reserved. Capacity Reservations you have created are accepted by default.

Type: Boolean

Required: No

### AdditionalInfo

Reserved for future use.

Type: String

Required: No

### CapacityReservationId

The ID of the Capacity Reservation.

Type: String

Required: Yes

### DryRun

Checks whether you have the required permissions for the action, without actually making the request, and provides an error response. If you have the required permissions, the error response is `DryRunOperation`. Otherwise, it is `UnauthorizedOperation`.

Type: Boolean



Required: No

## EndDate

The date and time at which the Capacity Reservation expires. When a Capacity Reservation expires, the reserved capacity is released and you can no longer launch instances into it. The Capacity Reservation's state changes to `expired` when it reaches its end date and time.

The Capacity Reservation is cancelled within an hour from the specified time. For example, if you specify `5/31/2019, 13:30:55`, the Capacity Reservation is guaranteed to end between `13:30:55` and `14:30:55` on `5/31/2019`.

You must provide an `EndDate` value if `EndDateType` is `limited`. Omit `EndDate` if `EndDateType` is `unlimited`.

Type: Timestamp

Required: No

## EndDateType

Indicates the way in which the Capacity Reservation ends. A Capacity Reservation can have one of the following end types:

- `unlimited` - The Capacity Reservation remains active until you explicitly cancel it. Do not provide an `EndDate` value if `EndDateType` is `unlimited`.
- `limited` - The Capacity Reservation expires automatically at a specified date and time. You must provide an `EndDate` value if `EndDateType` is `limited`.

Type: String

Valid Values: `unlimited` | `limited`

Required: No

## InstanceCount

The number of instances for which to reserve capacity. The number of instances can't be increased or decreased by more than `1000` in a single request.

Type: Integer

Required: No

## InstanceMatchCriteria

The matching criteria (instance eligibility) that you want to use in the modified Capacity Reservation. If you change the instance eligibility of an existing Capacity Reservation from `targeted` to `open`, any running instances that match the attributes of the Capacity Reservation, have the `CapacityReservationPreference` set to `open`, and are not yet running in the Capacity Reservation, will automatically use the modified Capacity Reservation.

To modify the instance eligibility, the Capacity Reservation must be completely idle (zero usage).

Type: String

Valid Values: `open` | `targeted`

Required: No

## Response Elements

The following elements are returned by the service.

### **requestId**

The ID of the request.

Type: String

### **return**

Returns `true` if the request succeeds; otherwise, it returns an error.

Type: Boolean

## Errors

For information about the errors that are common to all actions, see [Common client error codes](#).

## See Also

For more information about using this API in one of the language-specific AWS SDKs, see the following:

- [AWS Command Line Interface](#)
- [AWS SDK for .NET](#)
- [AWS SDK for C++](#)
- [AWS SDK for Go v2](#)
- [AWS SDK for Java V2](#)
- [AWS SDK for JavaScript V3](#)
- [AWS SDK for PHP V3](#)
- [AWS SDK for Python](#)
- [AWS SDK for Ruby V3](#)

# ModifyCapacityReservationFleet

Modifies a Capacity Reservation Fleet.

When you modify the total target capacity of a Capacity Reservation Fleet, the Fleet automatically creates new Capacity Reservations, or modifies or cancels existing Capacity Reservations in the Fleet to meet the new total target capacity. When you modify the end date for the Fleet, the end dates for all of the individual Capacity Reservations in the Fleet are updated accordingly.

## Request Parameters

The following parameters are for this specific action. For more information about required and optional parameters that are common to all actions, see [Common Query Parameters](#).

### CapacityReservationFleetId

The ID of the Capacity Reservation Fleet to modify.

Type: String

Required: Yes

### DryRun

Checks whether you have the required permissions for the action, without actually making the request, and provides an error response. If you have the required permissions, the error response is `DryRunOperation`. Otherwise, it is `UnauthorizedOperation`.

Type: Boolean

Required: No

### EndDate

The date and time at which the Capacity Reservation Fleet expires. When the Capacity Reservation Fleet expires, its state changes to `expired` and all of the Capacity Reservations in the Fleet expire.

The Capacity Reservation Fleet expires within an hour after the specified time. For example, if you specify `5/31/2019, 13:30:55`, the Capacity Reservation Fleet is guaranteed to expire between `13:30:55` and `14:30:55` on `5/31/2019`.

You can't specify **EndDate** and **RemoveEndDate** in the same request.

Type: Timestamp

Required: No

### **RemoveEndDate**

Indicates whether to remove the end date from the Capacity Reservation Fleet. If you remove the end date, the Capacity Reservation Fleet does not expire and it remains active until you explicitly cancel it using the **CancelCapacityReservationFleet** action.

You can't specify **RemoveEndDate** and **EndDate** in the same request.

Type: Boolean

Required: No

### **TotalTargetCapacity**

The total number of capacity units to be reserved by the Capacity Reservation Fleet. This value, together with the instance type weights that you assign to each instance type used by the Fleet determine the number of instances for which the Fleet reserves capacity. Both values are based on units that make sense for your workload. For more information, see [Total target capacity](#) in the *Amazon EC2 User Guide*.

Type: Integer

Required: No

## **Response Elements**

The following elements are returned by the service.

### **requestId**

The ID of the request.

Type: String

### **return**

Returns `true` if the request succeeds; otherwise, it returns an error.

Type: Boolean

## Errors

For information about the errors that are common to all actions, see [Common client error codes](#).

## See Also

For more information about using this API in one of the language-specific AWS SDKs, see the following:

- [AWS Command Line Interface](#)
- [AWS SDK for .NET](#)
- [AWS SDK for C++](#)
- [AWS SDK for Go v2](#)
- [AWS SDK for Java V2](#)
- [AWS SDK for JavaScript V3](#)
- [AWS SDK for PHP V3](#)
- [AWS SDK for Python](#)
- [AWS SDK for Ruby V3](#)

# ModifyClientVpnEndpoint

Modifies the specified Client VPN endpoint. Modifying the DNS server resets existing client connections.

## Request Parameters

The following parameters are for this specific action. For more information about required and optional parameters that are common to all actions, see [Common Query Parameters](#).

### ClientConnectOptions

The options for managing connection authorization for new client connections.

Type: [ClientConnectOptions](#) object

Required: No

### ClientLoginBannerOptions

Options for enabling a customizable text banner that will be displayed on AWS provided clients when a VPN session is established.

Type: [ClientLoginBannerOptions](#) object

Required: No

### ClientVpnEndpointId

The ID of the Client VPN endpoint to modify.

Type: String

Required: Yes

### ConnectionLogOptions

Information about the client connection logging options.

If you enable client connection logging, data about client connections is sent to a Cloudwatch Logs log stream. The following information is logged:

- Client connection requests
- Client connection results (successful and unsuccessful)

- Reasons for unsuccessful client connection requests
- Client connection termination time

Type: [ConnectionLogOptions](#) object

Required: No

### Description

A brief description of the Client VPN endpoint.

Type: String

Required: No

### DnsServers

Information about the DNS servers to be used by Client VPN connections. A Client VPN endpoint can have up to two DNS servers.

Type: [DnsServersOptionsModifyStructure](#) object

Required: No

### DryRun

Checks whether you have the required permissions for the action, without actually making the request, and provides an error response. If you have the required permissions, the error response is `DryRunOperation`. Otherwise, it is `UnauthorizedOperation`.

Type: Boolean

Required: No

### SecurityGroupIds

The IDs of one or more security groups to apply to the target network.

Type: Array of strings

Required: No

### SelfServicePortal

Specify whether to enable the self-service portal for the Client VPN endpoint.



Type: String

Valid Values: enabled | disabled

Required: No

### **ServerCertificateArn**

The ARN of the server certificate to be used. The server certificate must be provisioned in AWS Certificate Manager (ACM).

Type: String

Required: No

### **SessionTimeoutHours**

The maximum VPN session duration time in hours.

Valid values: 8 | 10 | 12 | 24

Default value: 24

Type: Integer

Required: No

### **SplitTunnel**

Indicates whether the VPN is split-tunnel.

For information about split-tunnel VPN endpoints, see [Split-tunnel AWS Client VPN endpoint](#) in the *AWS Client VPN Administrator Guide*.

Type: Boolean

Required: No

### **VpcId**

The ID of the VPC to associate with the Client VPN endpoint.

Type: String

Required: No

## VpnPort

The port number to assign to the Client VPN endpoint for TCP and UDP traffic.

Valid Values: 443 | 1194

Default Value: 443

Type: Integer

Required: No

## Response Elements

The following elements are returned by the service.

### requestId

The ID of the request.

Type: String

### return

Returns `true` if the request succeeds; otherwise, it returns an error.

Type: Boolean

## Errors

For information about the errors that are common to all actions, see [Common client error codes](#).

## Examples

### Example

This example modifies a Client VPN endpoint's description.

### Sample Request

```
https://ec2.amazonaws.com/?Action=ModifyClientVpnEndpoint
```

```
&ClientVpnEndpointId=cvpn-endpoint-00c5d11fc4EXAMPLE  
&Description=my-client-vpn-endpoint  
&AUTHPARAMS
```

## Sample Response

```
<ModifyClientVpnEndpointResponse xmlns="http://ec2.amazonaws.com/doc/2016-11-15/">  
  <requestId>fe4813d3-1e79-4f67-bbd7-3186eEXAMPLE</requestId>  
  <return>true</return>  
</ModifyClientVpnEndpointResponse>
```

## See Also

For more information about using this API in one of the language-specific AWS SDKs, see the following:

- [AWS Command Line Interface](#)
- [AWS SDK for .NET](#)
- [AWS SDK for C++](#)
- [AWS SDK for Go v2](#)
- [AWS SDK for Java V2](#)
- [AWS SDK for JavaScript V3](#)
- [AWS SDK for PHP V3](#)
- [AWS SDK for Python](#)
- [AWS SDK for Ruby V3](#)

# ModifyDefaultCreditSpecification

Modifies the default credit option for CPU usage of burstable performance instances. The default credit option is set at the account level per AWS Region, and is specified per instance family. All new burstable performance instances in the account launch using the default credit option.

ModifyDefaultCreditSpecification is an asynchronous operation, which works at an AWS Region level and modifies the credit option for each Availability Zone. All zones in a Region are updated within five minutes. But if instances are launched during this operation, they might not get the new credit option until the zone is updated. To verify whether the update has occurred, you can call GetDefaultCreditSpecification and check DefaultCreditSpecification for updates.

For more information, see [Burstable performance instances](#) in the *Amazon EC2 User Guide*.

## Request Parameters

The following parameters are for this specific action. For more information about required and optional parameters that are common to all actions, see [Common Query Parameters](#).

### CpuCredits

The credit option for CPU usage of the instance family.

Valid Values: standard | unlimited

Type: String

Required: Yes

### DryRun

Checks whether you have the required permissions for the action, without actually making the request, and provides an error response. If you have the required permissions, the error response is DryRunOperation. Otherwise, it is UnauthorizedOperation.

Type: Boolean

Required: No

### InstanceFamily

The instance family.

Type: String

Valid Values: t2 | t3 | t3a | t4g

Required: Yes

## Response Elements

The following elements are returned by the service.

### **instanceFamilyCreditSpecification**

The default credit option for CPU usage of the instance family.

Type: [InstanceFamilyCreditSpecification](#) object

### **requestId**

The ID of the request.

Type: String

## Errors

For information about the errors that are common to all actions, see [Common client error codes](#).

## Examples

### Example 1

This example modifies the default credit option for CPU usage to unlimited for all instances in the T2 instance family in the specified Region.

### Sample Request

```
https://ec2.amazonaws.com/?Action=ModifyDefaultCreditSpecification
&Region=us-east-1
&InstanceFamily=t2
&CpuCredits=unlimited
&AUTHPARAMS
```

## Sample Response

```
<ModifyDefaultCreditSpecificationResponse xmlns="http://ec2.amazonaws.com/doc/2016-11-15/">
  <requestId>11111111-2222-3333-4444-5555EXAMPLE</requestId>
  <instanceFamilyCreditSpecification>
    <cpuCredits>unlimited</cpuCredits>
    <instanceFamily>t2</instanceFamily>
  </instanceFamilyCreditSpecification>
</ModifyDefaultCreditSpecificationResponse>
```

## Example 2

This example modifies the default credit option for CPU usage to standard for all instances in the T3 instance family in the specified Region.

## Sample Request

```
https://ec2.amazonaws.com/?Action=ModifyDefaultCreditSpecification
&Region=us-east-1
&InstanceFamily=t3
&CpuCredits=standard
&AUTHPARAMS
```

## Sample Response

```
<ModifyDefaultCreditSpecificationResponse xmlns="http://ec2.amazonaws.com/doc/2016-11-15/">
  <requestId>11111111-2222-3333-4444-5555EXAMPLE</requestId>
  <instanceFamilyCreditSpecification>
    <cpuCredits>standard</cpuCredits>
    <instanceFamily>t3</instanceFamily>
  </instanceFamilyCreditSpecification>
</ModifyDefaultCreditSpecificationResponse>
```

## See Also

For more information about using this API in one of the language-specific AWS SDKs, see the following:

- [AWS Command Line Interface](#)

- [AWS SDK for .NET](#)
- [AWS SDK for C++](#)
- [AWS SDK for Go v2](#)
- [AWS SDK for Java V2](#)
- [AWS SDK for JavaScript V3](#)
- [AWS SDK for PHP V3](#)
- [AWS SDK for Python](#)
- [AWS SDK for Ruby V3](#)

# ModifyEbsDefaultKmsKeyId

Changes the default AWS KMS key for EBS encryption by default for your account in this Region.

AWS creates a unique AWS managed KMS key in each Region for use with encryption by default. If you change the default KMS key to a symmetric customer managed KMS key, it is used instead of the AWS managed KMS key. To reset the default KMS key to the AWS managed KMS key for EBS, use [ResetEbsDefaultKmsKeyId](#). Amazon EBS does not support asymmetric KMS keys.

If you delete or disable the customer managed KMS key that you specified for use with encryption by default, your instances will fail to launch.

For more information, see [Amazon EBS encryption](#) in the *Amazon EBS User Guide*.

## Request Parameters

The following parameters are for this specific action. For more information about required and optional parameters that are common to all actions, see [Common Query Parameters](#).

### DryRun

Checks whether you have the required permissions for the action, without actually making the request, and provides an error response. If you have the required permissions, the error response is `DryRunOperation`. Otherwise, it is `UnauthorizedOperation`.

Type: Boolean

Required: No

### KmsKeyId

The identifier of the AWS KMS key to use for Amazon EBS encryption. If this parameter is not specified, your AWS KMS key for Amazon EBS is used. If `KmsKeyId` is specified, the encrypted state must be `true`.

You can specify the KMS key using any of the following:

- Key ID. For example, 1234abcd-12ab-34cd-56ef-1234567890ab.
- Key alias. For example, alias/ExampleAlias.
- Key ARN. For example, arn:aws:kms:us-east-1:012345678910:key/1234abcd-12ab-34cd-56ef-1234567890ab.



- Alias ARN. For example, `arn:aws:kms:us-east-1:012345678910:alias/ExampleAlias`.

AWS authenticates the KMS key asynchronously. Therefore, if you specify an ID, alias, or ARN that is not valid, the action can appear to complete, but eventually fails.

Amazon EBS does not support asymmetric KMS keys.

Type: String

Required: Yes

## Response Elements

The following elements are returned by the service.

### **kmsKeyId**

The Amazon Resource Name (ARN) of the default KMS key for encryption by default.

Type: String

### **requestId**

The ID of the request.

Type: String

## Errors

For information about the errors that are common to all actions, see [Common client error codes](#).

## See Also

For more information about using this API in one of the language-specific AWS SDKs, see the following:

- [AWS Command Line Interface](#)
- [AWS SDK for .NET](#)
- [AWS SDK for C++](#)
- [AWS SDK for Go v2](#)

- [AWS SDK for Java V2](#)
- [AWS SDK for JavaScript V3](#)
- [AWS SDK for PHP V3](#)
- [AWS SDK for Python](#)
- [AWS SDK for Ruby V3](#)

# ModifyFleet

Modifies the specified EC2 Fleet.

You can only modify an EC2 Fleet request of type `maintain`.

While the EC2 Fleet is being modified, it is in the `modifying` state.

To scale up your EC2 Fleet, increase its target capacity. The EC2 Fleet launches the additional Spot Instances according to the allocation strategy for the EC2 Fleet request. If the allocation strategy is `lowest-price`, the EC2 Fleet launches instances using the Spot Instance pool with the lowest price. If the allocation strategy is `diversified`, the EC2 Fleet distributes the instances across the Spot Instance pools. If the allocation strategy is `capacity-optimized`, EC2 Fleet launches instances from Spot Instance pools with optimal capacity for the number of instances that are launching.

To scale down your EC2 Fleet, decrease its target capacity. First, the EC2 Fleet cancels any open requests that exceed the new target capacity. You can request that the EC2 Fleet terminate Spot Instances until the size of the fleet no longer exceeds the new target capacity. If the allocation strategy is `lowest-price`, the EC2 Fleet terminates the instances with the highest price per unit. If the allocation strategy is `capacity-optimized`, the EC2 Fleet terminates the instances in the Spot Instance pools that have the least available Spot Instance capacity. If the allocation strategy is `diversified`, the EC2 Fleet terminates instances across the Spot Instance pools. Alternatively, you can request that the EC2 Fleet keep the fleet at its current size, but not replace any Spot Instances that are interrupted or that you terminate manually.

If you are finished with your EC2 Fleet for now, but will use it again later, you can set the target capacity to 0.

## Request Parameters

The following parameters are for this specific action. For more information about required and optional parameters that are common to all actions, see [Common Query Parameters](#).

### Context

Reserved.

Type: String

Required: No

## DryRun

Checks whether you have the required permissions for the action, without actually making the request, and provides an error response. If you have the required permissions, the error response is `DryRunOperation`. Otherwise, it is `UnauthorizedOperation`.

Type: Boolean

Required: No

## ExcessCapacityTerminationPolicy

Indicates whether running instances should be terminated if the total target capacity of the EC2 Fleet is decreased below the current size of the EC2 Fleet.

Supported only for fleets of type `maintain`.

Type: String

Valid Values: `no-termination` | `termination`

Required: No

## FleetId

The ID of the EC2 Fleet.

Type: String

Required: Yes

## LaunchTemplateConfig.N

The launch template and overrides.

Type: Array of [FleetLaunchTemplateConfigRequest](#) objects

Array Members: Minimum number of 0 items. Maximum number of 50 items.

Required: No

## TargetCapacitySpecification

The size of the EC2 Fleet.

Type: [TargetCapacitySpecificationRequest](#) object

Required: No

## Response Elements

The following elements are returned by the service.

### **requestId**

The ID of the request.

Type: String

### **return**

If the request succeeds, the response returns `true`. If the request fails, no response is returned, and instead an error message is returned.

Type: Boolean

## Errors

For information about the errors that are common to all actions, see [Common client error codes](#).

## See Also

For more information about using this API in one of the language-specific AWS SDKs, see the following:

- [AWS Command Line Interface](#)
- [AWS SDK for .NET](#)
- [AWS SDK for C++](#)
- [AWS SDK for Go v2](#)
- [AWS SDK for Java V2](#)
- [AWS SDK for JavaScript V3](#)
- [AWS SDK for PHP V3](#)
- [AWS SDK for Python](#)

- [AWS SDK for Ruby V3](#)

# ModifyFpgaImageAttribute

Modifies the specified attribute of the specified Amazon FPGA Image (AFI).

## Request Parameters

The following parameters are for this specific action. For more information about required and optional parameters that are common to all actions, see [Common Query Parameters](#).

### Attribute

The name of the attribute.

Type: String

Valid Values: `description` | `name` | `loadPermission` | `productCodes`

Required: No

### Description

A description for the AFI.

Type: String

Required: No

### DryRun

Checks whether you have the required permissions for the action, without actually making the request, and provides an error response. If you have the required permissions, the error response is `DryRunOperation`. Otherwise, it is `UnauthorizedOperation`.

Type: Boolean

Required: No

### FpgaImageId

The ID of the AFI.

Type: String

Required: Yes

## LoadPermission

The load permission for the AFI.

Type: [LoadPermissionModifications](#) object

Required: No

### Name

A name for the AFI.

Type: String

Required: No

### OperationType

The operation type.

Type: String

Valid Values: add | remove

Required: No

### ProductCode.N

The product codes. After you add a product code to an AFI, it can't be removed. This parameter is valid only when modifying the `productCodes` attribute.

Type: Array of strings

Required: No

### UserGroup.N

The user groups. This parameter is valid only when modifying the `loadPermission` attribute.

Type: Array of strings

Required: No

### UserId.N

The AWS account IDs. This parameter is valid only when modifying the `loadPermission` attribute.



Type: Array of strings

Required: No

## Response Elements

The following elements are returned by the service.

### **fpgaImageAttribute**

Information about the attribute.

Type: [FpgaImageAttribute](#) object

### **requestId**

The ID of the request.

Type: String

## Errors

For information about the errors that are common to all actions, see [Common client error codes](#).

## Examples

### Example

This example adds load permissions for account ID 123456789012.

### Sample Request

```
https://ec2.amazonaws.com/?Action=ModifyFpgaImageAttribute
&FpgaImageId=afi-0d123e21abcc85abc
&Attribute=loadPermission
&LoadPermission.Add.1.UserId=123456789012
&AUTHPARAMS
```

### Sample Response

```
<ModifyFpgaImageAttributeResponse xmlns="http://ec2.amazonaws.com/doc/2016-11-15/">
```

```
<requestId>75837959-edf9-4183-ad01-6cb1example</requestId>
<fpgaImageAttribute>
  <fpgaImageId>afi-0d123e21abcc85abc</fpgaImageId>
  <loadPermissions>
    <item>
      <userId>123456789012</userId>
    </item>
  </loadPermissions>
</fpgaImageAttribute>
</ModifyFpgaImageAttributeResponse>
```

## See Also

For more information about using this API in one of the language-specific AWS SDKs, see the following:

- [AWS Command Line Interface](#)
- [AWS SDK for .NET](#)
- [AWS SDK for C++](#)
- [AWS SDK for Go v2](#)
- [AWS SDK for Java V2](#)
- [AWS SDK for JavaScript V3](#)
- [AWS SDK for PHP V3](#)
- [AWS SDK for Python](#)
- [AWS SDK for Ruby V3](#)

# ModifyHosts

Modify the auto-placement setting of a Dedicated Host. When auto-placement is enabled, any instances that you launch with a tenancy of host but without a specific host ID are placed onto any available Dedicated Host in your account that has auto-placement enabled. When auto-placement is disabled, you need to provide a host ID to have the instance launch onto a specific host. If no host ID is provided, the instance is launched onto a suitable host with auto-placement enabled.

You can also use this API action to modify a Dedicated Host to support either multiple instance types in an instance family, or to support a specific instance type only.

## Request Parameters

The following parameters are for this specific action. For more information about required and optional parameters that are common to all actions, see [Common Query Parameters](#).

### AutoPlacement

Specify whether to enable or disable auto-placement.

Type: String

Valid Values: on | off

Required: No

### HostId.N

The IDs of the Dedicated Hosts to modify.

Type: Array of strings

Required: Yes

### HostMaintenance

Indicates whether to enable or disable host maintenance for the Dedicated Host. For more information, see [Host maintenance](#) in the *Amazon EC2 User Guide*.

Type: String

Valid Values: on | off

Required: No

### HostRecovery

Indicates whether to enable or disable host recovery for the Dedicated Host. For more information, see [Host recovery](#) in the *Amazon EC2 User Guide*.

Type: String

Valid Values: on | off

Required: No

### InstanceFamily

Specifies the instance family to be supported by the Dedicated Host. Specify this parameter to modify a Dedicated Host to support multiple instance types within its current instance family.

If you want to modify a Dedicated Host to support a specific instance type only, omit this parameter and specify **InstanceType** instead. You cannot specify **InstanceFamily** and **InstanceType** in the same request.

Type: String

Required: No

### InstanceType

Specifies the instance type to be supported by the Dedicated Host. Specify this parameter to modify a Dedicated Host to support only a specific instance type.

If you want to modify a Dedicated Host to support multiple instance types in its current instance family, omit this parameter and specify **InstanceFamily** instead. You cannot specify **InstanceType** and **InstanceFamily** in the same request.

Type: String

Required: No

## Response Elements

The following elements are returned by the service.

## requestId

The ID of the request.

Type: String

## successful

The IDs of the Dedicated Hosts that were successfully modified.

Type: Array of strings

## unsuccessful

The IDs of the Dedicated Hosts that could not be modified. Check whether the setting you requested can be used.

Type: Array of [UnsuccessfulItem](#) objects

## Errors

For information about the errors that are common to all actions, see [Common client error codes](#).

## Examples

### Example 1

This example enables the auto-placement setting on a Dedicated Host.

### Sample Request

```
https://ec2.amazonaws.com/?Action=ModifyHosts
&AutoPlacement=on
&HostId=h-00548908djdsgfs
&AUTHPARAMS
```

### Sample Response

```
<ModifyHostsResponse xmlns="http://ec2.amazonaws.com/doc/2016-11-15/">
  <requestId>d4904fd9-82c2-4ea5-adfe-a9cc3EXAMPLE</requestId>
  <unsuccessful/>
  <successful>
```

```
    <item>h-00548908djdsgfs</item>
  </successful>
</ModifyHostsResponse>
```

## Example 2

This example enables host recovery on a Dedicated Host.

### Sample Request

```
https://ec2.amazonaws.com/?Action=ModifyHosts
&HostRecovery=on
&HostId=h-00548908djdsgfs
&AUTHPARAMS
```

### Sample Response

```
<ModifyHostsResponse xmlns="http://ec2.amazonaws.com/doc/2016-11-15/">
  <requestId>d4904fd9-82c2-4ea5-adfe-a9cc3EXAMPLE</requestId>
  <unsuccessful/>
  <successful>
    <item>h-00548908djdsgfs</item>
  </successful>
</ModifyHostsResponse>
```

## Example 3

This example modifies a Dedicated Host that supports only m5.large instances to support multiple instance types in the m5 instance family.

### Sample Request

```
https://ec2.amazonaws.com/?Action=ModifyHosts
&InstanceFamily=m5
&HostId=h-00548908djdsgfs
&AUTHPARAMS
```

### Sample Response

```
<ModifyHostsResponse xmlns="http://ec2.amazonaws.com/doc/2016-11-15/">
  <requestId>d4904fd9-82c2-4ea5-adfe-a9cc3EXAMPLE</requestId>
```

```
<unsuccessful/>
<successful>
  <item>h-00548908djdsgfs</item>
</successful>
</ModifyHostsResponse>
```

## See Also

For more information about using this API in one of the language-specific AWS SDKs, see the following:

- [AWS Command Line Interface](#)
- [AWS SDK for .NET](#)
- [AWS SDK for C++](#)
- [AWS SDK for Go v2](#)
- [AWS SDK for Java V2](#)
- [AWS SDK for JavaScript V3](#)
- [AWS SDK for PHP V3](#)
- [AWS SDK for Python](#)
- [AWS SDK for Ruby V3](#)

# ModifyIdentityIdFormat

Modifies the ID format of a resource for a specified IAM user, IAM role, or the root user for an account; or all IAM users, IAM roles, and the root user for an account. You can specify that resources should receive longer IDs (17-character IDs) when they are created.

This request can only be used to modify longer ID settings for resource types that are within the opt-in period. Resources currently in their opt-in period include: `bundle` | `conversion-task` | `customer-gateway` | `dhcp-options` | `elastic-ip-allocation` | `elastic-ip-association` | `export-task` | `flow-log` | `image` | `import-task` | `internet-gateway` | `network-acl` | `network-acl-association` | `network-interface` | `network-interface-attachment` | `prefix-list` | `route-table` | `route-table-association` | `security-group` | `subnet` | `subnet-cidr-block-association` | `vpc` | `vpc-cidr-block-association` | `vpc-endpoint` | `vpc-peering-connection` | `vpn-connection` | `vpn-gateway`.

For more information, see [Resource IDs](#) in the *Amazon Elastic Compute Cloud User Guide*.

This setting applies to the principal specified in the request; it does not apply to the principal that makes the request.

Resources created with longer IDs are visible to all IAM roles and users, regardless of these settings and provided that they have permission to use the relevant `Describe` command for the resource type.

## Request Parameters

The following parameters are for this specific action. For more information about required and optional parameters that are common to all actions, see [Common Query Parameters](#).

### PrincipalArn

The ARN of the principal, which can be an IAM user, IAM role, or the root user. Specify `all` to modify the ID format for all IAM users, IAM roles, and the root user of the account.

Type: String

Required: Yes

### Resource

The type of resource: `bundle` | `conversion-task` | `customer-gateway` | `dhcp-options` | `elastic-ip-allocation` | `elastic-ip-association` | `export-task` | `flow-log` |



`image` | `import-task` | `internet-gateway` | `network-acl` | `network-acl-association` | `network-interface` | `network-interface-attachment` | `prefix-list` | `route-table` | `route-table-association` | `security-group` | `subnet` | `subnet-cidr-block-association` | `vpc` | `vpc-cidr-block-association` | `vpc-endpoint` | `vpc-peering-connection` | `vpn-connection` | `vpn-gateway`.

Alternatively, use the `all-current` option to include all resource types that are currently within their opt-in period for longer IDs.

Type: String

Required: Yes

### UseLongIds

Indicates whether the resource should use longer IDs (17-character IDs)

Type: Boolean

Required: Yes

## Response Elements

The following elements are returned by the service.

### **requestId**

The ID of the request.

Type: String

### **return**

Is `true` if the request succeeds, and an error otherwise.

Type: Boolean

## Errors

For information about the errors that are common to all actions, see [Common client error codes](#).

## Examples

### Example

This example sets the `UseLongIds` parameter to `true` for instances launched by the IAM role 'EC2Role'. Instances launched by the IAM role receive longer IDs.

### Sample Request

```
https://ec2.amazonaws.com/?Action=ModifyIdentityFormat
&Resource=instance
&UseLongIds=true
&PrincipalArn=arn:aws:iam::123456789012:role/EC2Role
&AUTHPARAMS
```

### Sample Response

```
<ModifyIdentityIdFormatResponse xmlns="http://ec2.amazonaws.com/doc/2016-11-15/">
  <requestId>92c1af09-cb4c-410e-8a96-EXAMPLE</requestId>
  <return>true</return>
</ModifyIdentityIdFormatResponse>
```

## See Also

For more information about using this API in one of the language-specific AWS SDKs, see the following:

- [AWS Command Line Interface](#)
- [AWS SDK for .NET](#)
- [AWS SDK for C++](#)
- [AWS SDK for Go v2](#)
- [AWS SDK for Java V2](#)
- [AWS SDK for JavaScript V3](#)
- [AWS SDK for PHP V3](#)
- [AWS SDK for Python](#)
- [AWS SDK for Ruby V3](#)

# ModifyIdFormat

Modifies the ID format for the specified resource on a per-Region basis. You can specify that resources should receive longer IDs (17-character IDs) when they are created.

This request can only be used to modify longer ID settings for resource types that are within the opt-in period. Resources currently in their opt-in period include: `bundle` | `conversion-task` | `customer-gateway` | `dhcp-options` | `elastic-ip-allocation` | `elastic-ip-association` | `export-task` | `flow-log` | `image` | `import-task` | `internet-gateway` | `network-acl` | `network-acl-association` | `network-interface` | `network-interface-attachment` | `prefix-list` | `route-table` | `route-table-association` | `security-group` | `subnet` | `subnet-cidr-block-association` | `vpc` | `vpc-cidr-block-association` | `vpc-endpoint` | `vpc-peering-connection` | `vpn-connection` | `vpn-gateway`.

This setting applies to the IAM user who makes the request; it does not apply to the entire AWS account. By default, an IAM user defaults to the same settings as the root user. If you're using this action as the root user, then these settings apply to the entire account, unless an IAM user explicitly overrides these settings for themselves. For more information, see [Resource IDs](#) in the *Amazon Elastic Compute Cloud User Guide*.

Resources created with longer IDs are visible to all IAM roles and users, regardless of these settings and provided that they have permission to use the relevant Describe command for the resource type.

## Request Parameters

The following parameters are for this specific action. For more information about required and optional parameters that are common to all actions, see [Common Query Parameters](#).

### Resource

The type of resource: `bundle` | `conversion-task` | `customer-gateway` | `dhcp-options` | `elastic-ip-allocation` | `elastic-ip-association` | `export-task` | `flow-log` | `image` | `import-task` | `internet-gateway` | `network-acl` | `network-acl-association` | `network-interface` | `network-interface-attachment` | `prefix-list` | `route-table` | `route-table-association` | `security-group` | `subnet` | `subnet-cidr-block-association` | `vpc` | `vpc-cidr-block-association` | `vpc-endpoint` | `vpc-peering-connection` | `vpn-connection` | `vpn-gateway`.

Alternatively, use the `all-current` option to include all resource types that are currently within their opt-in period for longer IDs.

Type: String

Required: Yes

## UseLongIds

Indicate whether the resource should use longer IDs (17-character IDs).

Type: Boolean

Required: Yes

## Response Elements

The following elements are returned by the service.

### requestId

The ID of the request.

Type: String

### return

Is `true` if the request succeeds, and an error otherwise.

Type: Boolean

## Errors

For information about the errors that are common to all actions, see [Common client error codes](#).

## Examples

### Example

This example sets the `UseLongIds` parameter to `true` for instances, so that instances you launch receive longer IDs.

## Sample Request

```
https://ec2.amazonaws.com/?Action=ModifyIdFormat
&Resource=instance
&UseLongIds=true
&AUTHPARAMS
```

## Sample Response

```
<ModifyIdFormatResponse xmlns="http://ec2.amazonaws.com/doc/2016-11-15/">
  <requestId>92c1af09-cb4c-410e-8a96-EXAMPLE</requestId>
  <return>true</return>
</ModifyIdFormatResponse>
```

## See Also

For more information about using this API in one of the language-specific AWS SDKs, see the following:

- [AWS Command Line Interface](#)
- [AWS SDK for .NET](#)
- [AWS SDK for C++](#)
- [AWS SDK for Go v2](#)
- [AWS SDK for Java V2](#)
- [AWS SDK for JavaScript V3](#)
- [AWS SDK for PHP V3](#)
- [AWS SDK for Python](#)
- [AWS SDK for Ruby V3](#)

# ModifyImageAttribute

Modifies the specified attribute of the specified AMI. You can specify only one attribute at a time.

To specify the attribute, you can use the `Attribute` parameter, or one of the following parameters: `Description`, `ImdsSupport`, or `LaunchPermission`.

Images with an AWS Marketplace product code cannot be made public.

To enable the `SriovNetSupport` enhanced networking attribute of an image, enable `SriovNetSupport` on an instance and create an AMI from the instance.

## Request Parameters

The following parameters are for this specific action. For more information about required and optional parameters that are common to all actions, see [Common Query Parameters](#).

### Attribute

The name of the attribute to modify.

Valid values: `description` | `imdsSupport` | `launchPermission`

Type: String

Required: No

### Description

A new description for the AMI.

Type: [AttributeValue](#) object

Required: No

### DryRun

Checks whether you have the required permissions for the action, without actually making the request, and provides an error response. If you have the required permissions, the error response is `DryRunOperation`. Otherwise, it is `UnauthorizedOperation`.

Type: Boolean

Required: No

## ImageId

The ID of the AMI.

Type: String

Required: Yes

## ImdsSupport

Set to `v2.0` to indicate that IMDSv2 is specified in the AMI. Instances launched from this AMI will have `HttpTokens` automatically set to `required` so that, by default, the instance requires that IMDSv2 is used when requesting instance metadata. In addition, `HttpPutResponseHopLimit` is set to 2. For more information, see [Configure the AMI](#) in the *Amazon EC2 User Guide*.

### Important

Do not use this parameter unless your AMI software supports IMDSv2. After you set the value to `v2.0`, you can't undo it. The only way to "reset" your AMI is to create a new AMI from the underlying snapshot.

Type: [AttributeValue](#) object

Required: No

## LaunchPermission

A new launch permission for the AMI.

Type: [LaunchPermissionModifications](#) object

Required: No

## OperationType

The operation type. This parameter can be used only when the `Attribute` parameter is `launchPermission`.

Type: String

Valid Values: add | remove

Required: No

### **OrganizationalUnitArn.N**

The Amazon Resource Name (ARN) of an organizational unit (OU). This parameter can be used only when the `Attribute` parameter is `launchPermission`.

Type: Array of strings

Required: No

### **OrganizationArn.N**

The Amazon Resource Name (ARN) of an organization. This parameter can be used only when the `Attribute` parameter is `launchPermission`.

Type: Array of strings

Required: No

### **ProductCode.N**

Not supported.

Type: Array of strings

Required: No

### **UserGroup.N**

The user groups. This parameter can be used only when the `Attribute` parameter is `launchPermission`.

Type: Array of strings

Required: No

### **UserId.N**

The AWS account IDs. This parameter can be used only when the `Attribute` parameter is `launchPermission`.

Type: Array of strings



Required: No

## Value

The value of the attribute being modified. This parameter can be used only when the `Attribute` parameter is `description` or `imdsSupport`.

Type: String

Required: No

## Response Elements

The following elements are returned by the service.

### `requestId`

The ID of the request.

Type: String

### `return`

Is `true` if the request succeeds, and an error otherwise.

Type: Boolean

## Errors

For information about the errors that are common to all actions, see [Common client error codes](#).

## Examples

### Example 1

This example makes the AMI public (for example, so any AWS account can use it).

### Sample Request

```
https://ec2.amazonaws.com/?Action=ModifyImageAttribute
&ImageId=ami-61a54008
```

```
&LaunchPermission.Add.1.Group=all  
&AUTHPARAMS
```

## Sample Response

```
<ModifyImageAttributeResponse xmlns="http://ec2.amazonaws.com/doc/2016-11-15/">  
  <requestId>59dbff89-35bd-4eac-99ed-be587EXAMPLE</requestId>  
  <return>true</return>  
</ModifyImageAttributeResponse>
```

## Example 2

This example makes the AMI private (for example, so that only you as the owner can use it).

### Sample Request

```
https://ec2.amazonaws.com/?Action=ModifyImageAttribute  
&ImageId=ami-61a54008  
&LaunchPermission.Remove.1.Group=all  
&AUTHPARAMS
```

## Example 3

This example grants launch permission to the AWS account with ID 111122223333.

### Sample Request

```
https://ec2.amazonaws.com/?Action=ModifyImageAttribute  
&ImageId=ami-61a54008  
&LaunchPermission.Add.1.UserId=111122223333  
&AUTHPARAMS
```

## Example 4

This example adds the 774F4FF8 product code to the ami-61a54008 AMI.

### Sample Request

```
https://ec2.amazonaws.com/?Action=ModifyImageAttribute  
&ImageId=ami-61a54008
```

```
&ProductCode.1=774F4FF8  
&AUTHPARAMS
```

## Example 5

This example changes the description of the AMI to New Description.

### Sample Request

```
https://ec2.amazonaws.com/?Action=ModifyImageAttribute  
&ImageId=ami-61a54008  
&Description.Value=New Description  
&AUTHPARAMS
```

## Example 6

This example sets the AMI to IMDSv2 only. Instances created from this AMI will require that IMDSv2 is used when requesting instance metadata.

Note that after you set the value to `v2.0`, you can't undo it.

### Sample Request

```
https://ec2.amazonaws.com/?Action=ModifyImageAttribute  
&ImageId=ami-61a54008  
&ImdsSupport.Value=v2.0  
&AUTHPARAMS
```

## See Also

For more information about using this API in one of the language-specific AWS SDKs, see the following:

- [AWS Command Line Interface](#)
- [AWS SDK for .NET](#)
- [AWS SDK for C++](#)
- [AWS SDK for Go v2](#)
- [AWS SDK for Java V2](#)
- [AWS SDK for JavaScript V3](#)

- [AWS SDK for PHP V3](#)
- [AWS SDK for Python](#)
- [AWS SDK for Ruby V3](#)

# ModifyInstanceAttribute

Modifies the specified attribute of the specified instance. You can specify only one attribute at a time.

**Note:** Using this action to change the security groups associated with an elastic network interface (ENI) attached to an instance can result in an error if the instance has more than one ENI. To change the security groups associated with an ENI attached to an instance that has multiple ENIs, we recommend that you use the [ModifyNetworkInterfaceAttribute](#) action.

To modify some attributes, the instance must be stopped. For more information, see [Modify a stopped instance](#) in the *Amazon EC2 User Guide*.

## Request Parameters

The following parameters are for this specific action. For more information about required and optional parameters that are common to all actions, see [Common Query Parameters](#).

### Attribute

The name of the attribute to modify.

Type: String

Valid Values: `disableApiTermination` | `instanceType` | `kernel` | `ramdisk` | `instanceInitiatedShutdownBehavior` | `blockDeviceMapping` | `userData` | `sourceDestCheck` | `groupSet` | `ebsOptimized` | `sriovNetSupport` | `enaSupport` | `nvmeSupport` | `disableApiStop` | `enclaveOptions`

Required: No

### BlockDeviceMapping.N

Modifies the `DeleteOnTermination` attribute for volumes that are currently attached. The volume must be owned by the caller. If no value is specified for `DeleteOnTermination`, the default is `true` and the volume is deleted when the instance is terminated. You can't modify the `DeleteOnTermination` attribute for volumes that are attached to Fargate tasks.

To add instance store volumes to an Amazon EBS-backed instance, you must add them when you launch the instance. For more information, see [Update the block device mapping when launching an instance](#) in the *Amazon EC2 User Guide*.

Type: Array of [InstanceBlockDeviceMappingSpecification](#) objects

Required: No

### **DisableApiStop**

Indicates whether an instance is enabled for stop protection. For more information, see [Enable stop protection for your instance](#).

Type: [AttributeBooleanValue](#) object

Required: No

### **DisableApiTermination**

If the value is `true`, you can't terminate the instance using the Amazon EC2 console, CLI, or API; otherwise, you can. You cannot use this parameter for Spot Instances.

Type: [AttributeBooleanValue](#) object

Required: No

### **DryRun**

Checks whether you have the required permissions for the action, without actually making the request, and provides an error response. If you have the required permissions, the error response is `DryRunOperation`. Otherwise, it is `UnauthorizedOperation`.

Type: Boolean

Required: No

### **EbsOptimized**

Specifies whether the instance is optimized for Amazon EBS I/O. This optimization provides dedicated throughput to Amazon EBS and an optimized configuration stack to provide optimal EBS I/O performance. This optimization isn't available with all instance types. Additional usage charges apply when using an EBS Optimized instance.

Type: [AttributeBooleanValue](#) object

Required: No

## EnaSupport

Set to `true` to enable enhanced networking with ENA for the instance.

This option is supported only for HVM instances. Specifying this option with a PV instance can make it unreachable.

Type: [AttributeBooleanValue](#) object

Required: No

## GroupId.N

Replaces the security groups of the instance with the specified security groups. You must specify the ID of at least one security group, even if it's just the default security group for the VPC.

Type: Array of strings

Required: No

## InstanceId

The ID of the instance.

Type: String

Required: Yes

## InstanceInitiatedShutdownBehavior

Specifies whether an instance stops or terminates when you initiate shutdown from the instance (using the operating system command for system shutdown).

Type: [AttributeValue](#) object

Required: No

## InstanceType

Changes the instance type to the specified value. For more information, see [Instance types](#) in the *Amazon EC2 User Guide*. If the instance type is not valid, the error returned is `InvalidInstanceAttributeValue`.

Type: [AttributeValue](#) object

Required: No

### Kernel

Changes the instance's kernel to the specified value. We recommend that you use PV-GRUB instead of kernels and RAM disks. For more information, see [PV-GRUB](#).

Type: [AttributeValue](#) object

Required: No

### Ramdisk

Changes the instance's RAM disk to the specified value. We recommend that you use PV-GRUB instead of kernels and RAM disks. For more information, see [PV-GRUB](#).

Type: [AttributeValue](#) object

Required: No

### SourceDestCheck

Enable or disable source/destination checks, which ensure that the instance is either the source or the destination of any traffic that it receives. If the value is `true`, source/destination checks are enabled; otherwise, they are disabled. The default value is `true`. You must disable source/destination checks if the instance runs services such as network address translation, routing, or firewalls.

Type: [AttributeBooleanValue](#) object

Required: No

### SriovNetSupport

Set to `simple` to enable enhanced networking with the Intel 82599 Virtual Function interface for the instance.

There is no way to disable enhanced networking with the Intel 82599 Virtual Function interface at this time.

This option is supported only for HVM instances. Specifying this option with a PV instance can make it unreachable.



Type: [AttributeValue](#) object

Required: No

### **UserData**

Changes the instance's user data to the specified value. User data must be base64-encoded. Depending on the tool or SDK that you're using, the base64-encoding might be performed for you. For more information, see [Work with instance user data](#).

Type: [BlobAttributeValue](#) object

Required: No

### **Value**

A new value for the attribute. Use only with the `kernel`, `ramdisk`, `userData`, `disableApiTermination`, or `instanceInitiatedShutdownBehavior` attribute.

Type: String

Required: No

## **Response Elements**

The following elements are returned by the service.

### **requestId**

The ID of the request.

Type: String

### **return**

Is `true` if the request succeeds, and an error otherwise.

Type: Boolean

## **Errors**

For information about the errors that are common to all actions, see [Common client error codes](#).

## Examples

### Example 1

This example changes the `instanceType` attribute of the specified instance. The instance must be in the stopped state.

#### Sample Request

```
https://ec2.amazonaws.com/?Action=ModifyInstanceAttribute
&InstanceId=i-1234567890abcdef0
&InstanceType.Value=m1.small
&AUTHPARAMS
```

### Example 2

This example changes the `enaSupport` attribute of the specified instance.

#### Sample Request

```
https://ec2.amazonaws.com/?Action=ModifyInstanceAttribute
&InstanceId=i-1234567890abcdef0
&EnaSupport.Value=true
&AUTHPARAMS
```

### Example 3

This example changes the `ebsOptimized` attribute of the specified instance.

#### Sample Request

```
https://ec2.amazonaws.com/?Action=ModifyInstanceAttribute
&InstanceId=i-1234567890abcdef0
&EbsOptimized.Value=true
&AUTHPARAMS
```

### Example 4

This example changes the `instanceInitiatedShutdownBehavior` attribute of the specified instance.

## Sample Request

```
https://ec2.amazonaws.com/?Action=ModifyInstanceAttribute
&InstanceId=i-1234567890abcdef0
&InstanceInitiatedShutdownBehavior.Value=terminate
&AUTHPARAMS
```

## Example 5

This example changes the `disableApiTermination` attribute of the specified instance.

## Sample Request

```
https://ec2.amazonaws.com/?Action=ModifyInstanceAttribute
&InstanceId=i-1234567890abcdef0
&DisableApiTermination.Value=true
&AUTHPARAMS
```

## See Also

For more information about using this API in one of the language-specific AWS SDKs, see the following:

- [AWS Command Line Interface](#)
- [AWS SDK for .NET](#)
- [AWS SDK for C++](#)
- [AWS SDK for Go v2](#)
- [AWS SDK for Java V2](#)
- [AWS SDK for JavaScript V3](#)
- [AWS SDK for PHP V3](#)
- [AWS SDK for Python](#)
- [AWS SDK for Ruby V3](#)

# ModifyInstanceCapacityReservationAttributes

Modifies the Capacity Reservation settings for a stopped instance. Use this action to configure an instance to target a specific Capacity Reservation, run in any open Capacity Reservation with matching attributes, or run On-Demand Instance capacity.

## Request Parameters

The following parameters are for this specific action. For more information about required and optional parameters that are common to all actions, see [Common Query Parameters](#).

### CapacityReservationSpecification

Information about the Capacity Reservation targeting option.

Type: [CapacityReservationSpecification](#) object

Required: Yes

### DryRun

Checks whether you have the required permissions for the action, without actually making the request, and provides an error response. If you have the required permissions, the error response is `DryRunOperation`. Otherwise, it is `UnauthorizedOperation`.

Type: Boolean

Required: No

### InstanceId

The ID of the instance to be modified.

Type: String

Required: Yes

## Response Elements

The following elements are returned by the service.

## requestId

The ID of the request.

Type: String

## return

Returns `true` if the request succeeds; otherwise, it returns an error.

Type: Boolean

## Errors

For information about the errors that are common to all actions, see [Common client error codes](#).

## See Also

For more information about using this API in one of the language-specific AWS SDKs, see the following:

- [AWS Command Line Interface](#)
- [AWS SDK for .NET](#)
- [AWS SDK for C++](#)
- [AWS SDK for Go v2](#)
- [AWS SDK for Java V2](#)
- [AWS SDK for JavaScript V3](#)
- [AWS SDK for PHP V3](#)
- [AWS SDK for Python](#)
- [AWS SDK for Ruby V3](#)

# ModifyInstanceCreditSpecification

Modifies the credit option for CPU usage on a running or stopped burstable performance instance. The credit options are standard and unlimited.

For more information, see [Burstable performance instances](#) in the *Amazon EC2 User Guide*.

## Request Parameters

The following parameters are for this specific action. For more information about required and optional parameters that are common to all actions, see [Common Query Parameters](#).

### ClientToken

A unique, case-sensitive token that you provide to ensure idempotency of your modification request. For more information, see [Ensuring Idempotency](#).

Type: String

Required: No

### DryRun

Checks whether you have the required permissions for the action, without actually making the request, and provides an error response. If you have the required permissions, the error response is `DryRunOperation`. Otherwise, it is `UnauthorizedOperation`.

Type: Boolean

Required: No

### InstanceCreditSpecification.N

Information about the credit option for CPU usage.

Type: Array of [InstanceCreditSpecificationRequest](#) objects

Required: Yes

## Response Elements

The following elements are returned by the service.

## requestId

The ID of the request.

Type: String

## successfulInstanceCreditSpecificationSet

Information about the instances whose credit option for CPU usage was successfully modified.

Type: Array of [SuccessfulInstanceCreditSpecificationItem](#) objects

## unsuccessfulInstanceCreditSpecificationSet

Information about the instances whose credit option for CPU usage was not modified.

Type: Array of [UnsuccessfulInstanceCreditSpecificationItem](#) objects

## Errors

For information about the errors that are common to all actions, see [Common client error codes](#).

## Examples

### Example

This request modifies the credit option for CPU usage of the specified instance in the specified Region to unlimited. Valid credit options are standard and unlimited.

### Sample Request

```
https://ec2.amazonaws.com/?Action=ModifyInstanceCreditSpecification
&Region=us-east-1
&InstanceCreditSpecification.1.InstanceId=i-1234567890abcdef0
&InstanceCreditSpecification.1.CpuCredits=unlimited
&AUTHPARAMS
```

### Sample Response

```
<ModifyInstanceCreditSpecificationResponse xmlns="http://ec2.amazonaws.com/
doc/2016-11-15/">
  <requestId>11111111-2222-3333-4444-5555EXAMPLE</requestId>
```

```
<unsuccessfulInstanceCreditSpecificationSet/>
<successfulInstanceCreditSpecificationSet>
  <item>
    <instanceId>i-1234567890abcdef0</instanceId>
  </item>
</successfulInstanceCreditSpecificationSet>
```

## See Also

For more information about using this API in one of the language-specific AWS SDKs, see the following:

- [AWS Command Line Interface](#)
- [AWS SDK for .NET](#)
- [AWS SDK for C++](#)
- [AWS SDK for Go v2](#)
- [AWS SDK for Java V2](#)
- [AWS SDK for JavaScript V3](#)
- [AWS SDK for PHP V3](#)
- [AWS SDK for Python](#)
- [AWS SDK for Ruby V3](#)



# ModifyInstanceEventStartTime

Modifies the start time for a scheduled Amazon EC2 instance event.

## Request Parameters

The following parameters are for this specific action. For more information about required and optional parameters that are common to all actions, see [Common Query Parameters](#).

### DryRun

Checks whether you have the required permissions for the action, without actually making the request, and provides an error response. If you have the required permissions, the error response is `DryRunOperation`. Otherwise, it is `UnauthorizedOperation`.

Type: Boolean

Required: No

### InstanceEventId

The ID of the event whose date and time you are modifying.

Type: String

Required: Yes

### InstanceId

The ID of the instance with the scheduled event.

Type: String

Required: Yes

### NotBefore

The new date and time when the event will take place.

Type: Timestamp

Required: Yes

## Response Elements

The following elements are returned by the service.

### event

Information about the event.

Type: [InstanceStatusEvent](#) object

### requestId

The ID of the request.

Type: String

## Errors

For information about the errors that are common to all actions, see [Common client error codes](#).

## Examples

### Example

The following example shows how to modify the event start time for the specified instance. The event ID is specified by the InstanceEventId parameter and the new date and time is specified by the NotBefore parameter.

### Sample Request

```
https://ec2.amazonaws.com/?Action=ModifyInstanceEventStartTime
&InstanceId=i-1234567890abcdef0
&InstanceEventId=instance-event-0abcdef1234567890
&NotBefore=2019-03-25T10:00:00.000
&AUTHPARAMS
```

## See Also

For more information about using this API in one of the language-specific AWS SDKs, see the following:

- [AWS Command Line Interface](#)
- [AWS SDK for .NET](#)
- [AWS SDK for C++](#)
- [AWS SDK for Go v2](#)
- [AWS SDK for Java V2](#)
- [AWS SDK for JavaScript V3](#)
- [AWS SDK for PHP V3](#)
- [AWS SDK for Python](#)
- [AWS SDK for Ruby V3](#)

# ModifyInstanceEventWindow

Modifies the specified event window.

You can define either a set of time ranges or a cron expression when modifying the event window, but not both.

To modify the targets associated with the event window, use the [AssociateInstanceEventWindow](#) and [DisassociateInstanceEventWindow](#) API.

If AWS has already scheduled an event, modifying an event window won't change the time of the scheduled event.

For more information, see [Define event windows for scheduled events](#) in the *Amazon EC2 User Guide*.

## Request Parameters

The following parameters are for this specific action. For more information about required and optional parameters that are common to all actions, see [Common Query Parameters](#).

### CronExpression

The cron expression of the event window, for example, `* 0-4,20-23 * * 1,5`.

Constraints:

- Only hour and day of the week values are supported.
- For day of the week values, you can specify either integers 0 through 6, or alternative single values SUN through SAT.
- The minute, month, and year must be specified by `*`.
- The hour value must be one or a multiple range, for example, `0-4` or `0-4,20-23`.
- Each hour range must be  $\geq 2$  hours, for example, `0-2` or `20-23`.
- The event window must be  $\geq 4$  hours. The combined total time ranges in the event window must be  $\geq 4$  hours.

For more information about cron expressions, see [cron](#) on the *Wikipedia website*.

Type: String

Required: No

## DryRun

Checks whether you have the required permissions for the action, without actually making the request, and provides an error response. If you have the required permissions, the error response is `DryRunOperation`. Otherwise, it is `UnauthorizedOperation`.

Type: Boolean

Required: No

## InstanceEventWindowId

The ID of the event window.

Type: String

Required: Yes

## Name

The name of the event window.

Type: String

Required: No

## TimeRange.N

The time ranges of the event window.

Type: Array of [InstanceEventWindowTimeRangeRequest](#) objects

Required: No

## Response Elements

The following elements are returned by the service.

### instanceEventWindow

Information about the event window.

Type: [InstanceEventWindow](#) object

## requestId

The ID of the request.

Type: String

## Errors

For information about the errors that are common to all actions, see [Common client error codes](#).

## See Also

For more information about using this API in one of the language-specific AWS SDKs, see the following:

- [AWS Command Line Interface](#)
- [AWS SDK for .NET](#)
- [AWS SDK for C++](#)
- [AWS SDK for Go v2](#)
- [AWS SDK for Java V2](#)
- [AWS SDK for JavaScript V3](#)
- [AWS SDK for PHP V3](#)
- [AWS SDK for Python](#)
- [AWS SDK for Ruby V3](#)

# ModifyInstanceMaintenanceOptions

Modifies the recovery behavior of your instance to disable simplified automatic recovery or set the recovery behavior to default. The default configuration will not enable simplified automatic recovery for an unsupported instance type. For more information, see [Simplified automatic recovery](#).

## Request Parameters

The following parameters are for this specific action. For more information about required and optional parameters that are common to all actions, see [Common Query Parameters](#).

### AutoRecovery

Disables the automatic recovery behavior of your instance or sets it to default.

Type: String

Valid Values: disabled | default

Required: No

### DryRun

Checks whether you have the required permissions for the action, without actually making the request, and provides an error response. If you have the required permissions, the error response is `DryRunOperation`. Otherwise, it is `UnauthorizedOperation`.

Type: Boolean

Required: No

### InstanceId

The ID of the instance.

Type: String

Required: Yes

## Response Elements

The following elements are returned by the service.

## autoRecovery

Provides information on the current automatic recovery behavior of your instance.

Type: String

Valid Values: disabled | default

## instanceId

The ID of the instance.

Type: String

## requestId

The ID of the request.

Type: String

## Errors

For information about the errors that are common to all actions, see [Common client error codes](#).

## See Also

For more information about using this API in one of the language-specific AWS SDKs, see the following:

- [AWS Command Line Interface](#)
- [AWS SDK for .NET](#)
- [AWS SDK for C++](#)
- [AWS SDK for Go v2](#)
- [AWS SDK for Java V2](#)
- [AWS SDK for JavaScript V3](#)
- [AWS SDK for PHP V3](#)
- [AWS SDK for Python](#)
- [AWS SDK for Ruby V3](#)



# ModifyInstanceMetadataDefaults

Modifies the default instance metadata service (IMDS) settings at the account level in the specified AWS Region.

## Note

To remove a parameter's account-level default setting, specify `no-preference`. If an account-level setting is cleared with `no-preference`, then the instance launch considers the other instance metadata settings. For more information, see [Order of precedence for instance metadata options](#) in the *Amazon EC2 User Guide*.

## Request Parameters

The following parameters are for this specific action. For more information about required and optional parameters that are common to all actions, see [Common Query Parameters](#).

### DryRun

Checks whether you have the required permissions for the action, without actually making the request, and provides an error response. If you have the required permissions, the error response is `DryRunOperation`. Otherwise, it is `UnauthorizedOperation`.

Type: Boolean

Required: No

### HttpEndpoint

Enables or disables the IMDS endpoint on an instance. When disabled, the instance metadata can't be accessed.

Type: String

Valid Values: `disabled` | `enabled` | `no-preference`

Required: No

## HttpPutResponseHopLimit

The maximum number of hops that the metadata token can travel. To indicate no preference, specify `-1`.

Possible values: Integers from 1 to 64, and `-1` to indicate no preference

Type: Integer

Required: No

## HttpTokens

Indicates whether IMDSv2 is required.

- `optional` – IMDSv2 is optional, which means that you can use either IMDSv2 or IMDSv1.
- `required` – IMDSv2 is required, which means that IMDSv1 is disabled, and you must use IMDSv2.

Type: String

Valid Values: `optional` | `required` | `no-preference`

Required: No

## InstanceMetadataTags

Enables or disables access to an instance's tags from the instance metadata. For more information, see [Work with instance tags using the instance metadata](#) in the *Amazon EC2 User Guide*.

Type: String

Valid Values: `disabled` | `enabled` | `no-preference`

Required: No

## Response Elements

The following elements are returned by the service.

### **requestId**

The ID of the request.

Type: String

## return

If the request succeeds, the response returns `true`. If the request fails, no response is returned, and instead an error message is returned.

Type: Boolean

## Errors

For information about the errors that are common to all actions, see [Common client error codes](#).

## See Also

For more information about using this API in one of the language-specific AWS SDKs, see the following:

- [AWS Command Line Interface](#)
- [AWS SDK for .NET](#)
- [AWS SDK for C++](#)
- [AWS SDK for Go v2](#)
- [AWS SDK for Java V2](#)
- [AWS SDK for JavaScript V3](#)
- [AWS SDK for PHP V3](#)
- [AWS SDK for Python](#)
- [AWS SDK for Ruby V3](#)

# ModifyInstanceMetadataOptions

Modify the instance metadata parameters on a running or stopped instance. When you modify the parameters on a stopped instance, they are applied when the instance is started. When you modify the parameters on a running instance, the API responds with a state of “pending”. After the parameter modifications are successfully applied to the instance, the state of the modifications changes from “pending” to “applied” in subsequent describe-instances API calls. For more information, see [Instance metadata and user data](#) in the *Amazon EC2 User Guide*.

## Request Parameters

The following parameters are for this specific action. For more information about required and optional parameters that are common to all actions, see [Common Query Parameters](#).

### DryRun

Checks whether you have the required permissions for the action, without actually making the request, and provides an error response. If you have the required permissions, the error response is `DryRunOperation`. Otherwise, it is `UnauthorizedOperation`.

Type: Boolean

Required: No

### HttpEndpoint

Enables or disables the HTTP metadata endpoint on your instances. If this parameter is not specified, the existing state is maintained.

If you specify a value of `disabled`, you cannot access your instance metadata.

Type: String

Valid Values: `disabled` | `enabled`

Required: No

### HttpProtocolIpv6

Enables or disables the IPv6 endpoint for the instance metadata service. Applies only if you enabled the HTTP metadata endpoint.

Type: String

Valid Values: disabled | enabled

Required: No

### HttpPutResponseHopLimit

The desired HTTP PUT response hop limit for instance metadata requests. The larger the number, the further instance metadata requests can travel. If no parameter is specified, the existing state is maintained.

Possible values: Integers from 1 to 64

Type: Integer

Required: No

### HttpTokens

Indicates whether IMDSv2 is required.

- `optional` - IMDSv2 is optional. You can choose whether to send a session token in your instance metadata retrieval requests. If you retrieve IAM role credentials without a session token, you receive the IMDSv1 role credentials. If you retrieve IAM role credentials using a valid session token, you receive the IMDSv2 role credentials.
- `required` - IMDSv2 is required. You must send a session token in your instance metadata retrieval requests. With this option, retrieving the IAM role credentials always returns IMDSv2 credentials; IMDSv1 credentials are not available.

Default:

- If the value of `ImdsSupport` for the Amazon Machine Image (AMI) for your instance is `v2.0` and the account level default is set to `no-preference`, the default is `required`.
- If the value of `ImdsSupport` for the Amazon Machine Image (AMI) for your instance is `v2.0`, but the account level default is set to `V1` or `V2`, the default is `optional`.

The default value can also be affected by other combinations of parameters. For more information, see [Order of precedence for instance metadata options](#) in the *Amazon EC2 User Guide*.

Type: String

Valid Values: optional | required

Required: No

### **InstanceId**

The ID of the instance.

Type: String

Required: Yes

### **InstanceMetadataTags**

Set to `enabled` to allow access to instance tags from the instance metadata. Set to `disabled` to turn off access to instance tags from the instance metadata. For more information, see [Work with instance tags using the instance metadata](#).

Type: String

Valid Values: `disabled` | `enabled`

Required: No

## **Response Elements**

The following elements are returned by the service.

### **instanceId**

The ID of the instance.

Type: String

### **instanceMetadataOptions**

The metadata options for the instance.

Type: [InstanceMetadataOptionsResponse](#) object

### **requestId**

The ID of the request.

Type: String

## Errors

For information about the errors that are common to all actions, see [Common client error codes](#).

## Examples

### Example 1: Turn on token requirement

The following example disables access to the instance metadata unless a session token is used in the instance metadata request header. To turn on token requirement, specify `required` for `HttpTokens`.

#### Sample Request

```
https://ec2.amazonaws.com/?Action=ModifyInstanceMetadataOptions
&InstanceId=i-1234567890abcdef0
&HttpTokens=required
&AUTHPARAMS
```

#### Sample Response

```
<ModifyInstanceMetadataOptions xmlns="http://ec2.amazonaws.com/doc/2016-11-15/">
  <requestId>59dbff89-35bd-4eac-99ed-be587EXAMPLE</requestId>
  <instanceId>i-1234567890abcdef0</instanceId>
  <MetadataOptions>
    <state>pending</state>
    <HttpTokens>required</HttpTokens>
    <HttpPutResponseHopLimit>1</HttpPutResponseHopLimit>
    <HttpEndpoint>enabled</HttpEndpoint>
  </MetadataOptions>
</ModifyInstanceMetadataOptions>
```

### Example 2: Turn off access to instance metadata

The following example disables access to the instance metadata by changing the HTTP endpoint state to disabled. To turn off access to instance metadata, specify `disabled` for `HttpEndpoint`.

#### Sample Request

```
https://ec2.amazonaws.com/?Action=ModifyInstanceMetadataOptions
&InstanceId=i-1234567890abcdef0
```

```
&HttpEndpoint=disabled
&AUTHPARAMS
```

## Sample Response

```
<ModifyInstanceMetadataOptions xmlns="http://ec2.amazonaws.com/doc/2016-11-15/">
  <requestId>59dbff89-35bd-4eac-99ed-be587EXAMPLE</requestId>
  <instanceId>i-1234567890abcdef0</instanceId>
  <MetadataOptions>
    <state>pending</state>
    <HttpTokens>required</HttpTokens>
    <HttpPutResponseHopLimit>1</HttpPutResponseHopLimit>
    <HttpEndpoint>disabled</HttpEndpoint>
  </MetadataOptions>
</ModifyInstanceMetadataOptions>
```

## See Also

For more information about using this API in one of the language-specific AWS SDKs, see the following:

- [AWS Command Line Interface](#)
- [AWS SDK for .NET](#)
- [AWS SDK for C++](#)
- [AWS SDK for Go v2](#)
- [AWS SDK for Java V2](#)
- [AWS SDK for JavaScript V3](#)
- [AWS SDK for PHP V3](#)
- [AWS SDK for Python](#)
- [AWS SDK for Ruby V3](#)



# ModifyInstancePlacement

Modifies the placement attributes for a specified instance. You can do the following:

- Modify the affinity between an instance and a [Dedicated Host](#). When affinity is set to host and the instance is not associated with a specific Dedicated Host, the next time the instance is started, it is automatically associated with the host on which it lands. If the instance is restarted or rebooted, this relationship persists.
- Change the Dedicated Host with which an instance is associated.
- Change the instance tenancy of an instance.
- Move an instance to or from a [placement group](#).

At least one attribute for affinity, host ID, tenancy, or placement group name must be specified in the request. Affinity and tenancy can be modified in the same request.

To modify the host ID, tenancy, placement group, or partition for an instance, the instance must be in the stopped state.

## Request Parameters

The following parameters are for this specific action. For more information about required and optional parameters that are common to all actions, see [Common Query Parameters](#).

### Affinity

The affinity setting for the instance. For more information, see [Host affinity](#) in the *Amazon EC2 User Guide*.

Type: String

Valid Values: default | host

Required: No

### GroupId

The Group Id of a placement group. You must specify the Placement Group **Group Id** to launch an instance in a shared placement group.

Type: String

Required: No

### **GroupName**

The name of the placement group in which to place the instance. For spread placement groups, the instance must have a tenancy of `default`. For cluster and partition placement groups, the instance must have a tenancy of `default` or `dedicated`.

To remove an instance from a placement group, specify an empty string (`""`).

Type: String

Required: No

### **HostId**

The ID of the Dedicated Host with which to associate the instance.

Type: String

Required: No

### **HostResourceGroupArn**

The ARN of the host resource group in which to place the instance. The instance must have a tenancy of `host` to specify this parameter.

Type: String

Required: No

### **InstanceId**

The ID of the instance that you are modifying.

Type: String

Required: Yes

### **PartitionNumber**

The number of the partition in which to place the instance. Valid only if the placement group strategy is set to `partition`.

Type: Integer

Required: No

## Tenancy

The tenancy for the instance.

### Note

For T3 instances, you must launch the instance on a Dedicated Host to use a tenancy of host. You can't change the tenancy from host to dedicated or default. Attempting to make one of these unsupported tenancy changes results in an `InvalidRequest` error code.

Type: String

Valid Values: `default` | `dedicated` | `host`

Required: No

## Response Elements

The following elements are returned by the service.

### **requestId**

The ID of the request.

Type: String

### **return**

Is `true` if the request succeeds, and an error otherwise.

Type: Boolean

## Errors

For information about the errors that are common to all actions, see [Common client error codes](#).

## Examples

### Example 1

This example modifies the affinity of instance `i-0b33i09` so that it always has affinity with host `h-00548908djdsgfs`.

#### Sample Request

```
https://ec2.amazonaws.com/?Action=ModifyInstancePlacement
&Affinity=host
&HostId=h-00548908djdsgfs
&InstanceId=i-0b33i09
&AUTHPARAMS
```

#### Sample Response

```
<ModifyInstancePlacementResponse xmlns="http://ec2.amazonaws.com/doc/2016-11-15/">
  <requestId>d4904fd9-82c2-4ea5-adfe-a9cc3EXAMPLE</requestId>
  <return>>true</item>
</ModifyInstancePlacementResponse>
```

### Example 2

This example places instance `i-01234567812345678` in the placement group `MyPlacementGroup`.

#### Sample Request

```
https://ec2.amazonaws.com/?Action=ModifyInstancePlacement
&InstanceId=i-01234567812345678
&GroupName=MyPlacementGroup
&AUTHPARAMS
```

## See Also

For more information about using this API in one of the language-specific AWS SDKs, see the following:

- [AWS Command Line Interface](#)

- [AWS SDK for .NET](#)
- [AWS SDK for C++](#)
- [AWS SDK for Go v2](#)
- [AWS SDK for Java V2](#)
- [AWS SDK for JavaScript V3](#)
- [AWS SDK for PHP V3](#)
- [AWS SDK for Python](#)
- [AWS SDK for Ruby V3](#)

# ModifyIpam

Modify the configurations of an IPAM.

## Request Parameters

The following parameters are for this specific action. For more information about required and optional parameters that are common to all actions, see [Common Query Parameters](#).

### AddOperatingRegion.N

Choose the operating Regions for the IPAM. Operating Regions are AWS Regions where the IPAM is allowed to manage IP address CIDRs. IPAM only discovers and monitors resources in the AWS Regions you select as operating Regions.

For more information about operating Regions, see [Create an IPAM](#) in the *Amazon VPC IPAM User Guide*.

Type: Array of [AddIpamOperatingRegion](#) objects

Array Members: Minimum number of 0 items. Maximum number of 50 items.

Required: No

### Description

The description of the IPAM you want to modify.

Type: String

Required: No

### DryRun

A check for whether you have the required permissions for the action without actually making the request and provides an error response. If you have the required permissions, the error response is `DryRunOperation`. Otherwise, it is `UnauthorizedOperation`.

Type: Boolean

Required: No

## EnablePrivateGua

Enable this option to use your own GUA ranges as private IPv6 addresses. This option is disabled by default.

Type: Boolean

Required: No

## IpamId

The ID of the IPAM you want to modify.

Type: String

Required: Yes

## RemoveOperatingRegion.N

The operating Regions to remove.

Type: Array of [RemoveIpamOperatingRegion](#) objects

Array Members: Minimum number of 0 items. Maximum number of 50 items.

Required: No

## Tier

IPAM is offered in a Free Tier and an Advanced Tier. For more information about the features available in each tier and the costs associated with the tiers, see [Amazon VPC pricing > IPAM tab](#).

Type: String

Valid Values: free | advanced

Required: No

## Response Elements

The following elements are returned by the service.

## ipam

The results of the modification.

Type: [Ipam](#) object

## requestId

The ID of the request.

Type: String

## Errors

For information about the errors that are common to all actions, see [Common client error codes](#).

## See Also

For more information about using this API in one of the language-specific AWS SDKs, see the following:

- [AWS Command Line Interface](#)
- [AWS SDK for .NET](#)
- [AWS SDK for C++](#)
- [AWS SDK for Go v2](#)
- [AWS SDK for Java V2](#)
- [AWS SDK for JavaScript V3](#)
- [AWS SDK for PHP V3](#)
- [AWS SDK for Python](#)
- [AWS SDK for Ruby V3](#)



# ModifyIpamPool

Modify the configurations of an IPAM pool.

For more information, see [Modify a pool](#) in the *Amazon VPC IPAM User Guide*.

## Request Parameters

The following parameters are for this specific action. For more information about required and optional parameters that are common to all actions, see [Common Query Parameters](#).

### AddAllocationResourceTag.N

Add tag allocation rules to a pool. For more information about allocation rules, see [Create a top-level pool](#) in the *Amazon VPC IPAM User Guide*.

Type: Array of [RequestIpamResourceTag](#) objects

Required: No

### AllocationDefaultNetmaskLength

The default netmask length for allocations added to this pool. If, for example, the CIDR assigned to this pool is 10.0.0.0/8 and you enter 16 here, new allocations will default to 10.0.0.0/16.

Type: Integer

Valid Range: Minimum value of 0. Maximum value of 128.

Required: No

### AllocationMaxNetmaskLength

The maximum netmask length possible for CIDR allocations in this IPAM pool to be compliant. Possible netmask lengths for IPv4 addresses are 0 - 32. Possible netmask lengths for IPv6 addresses are 0 - 128. The maximum netmask length must be greater than the minimum netmask length.

Type: Integer

Valid Range: Minimum value of 0. Maximum value of 128.

Required: No

### **AllocationMinNetmaskLength**

The minimum netmask length required for CIDR allocations in this IPAM pool to be compliant. Possible netmask lengths for IPv4 addresses are 0 - 32. Possible netmask lengths for IPv6 addresses are 0 - 128. The minimum netmask length must be less than the maximum netmask length.

Type: Integer

Valid Range: Minimum value of 0. Maximum value of 128.

Required: No

### **AutoImport**

If true, IPAM will continuously look for resources within the CIDR range of this pool and automatically import them as allocations into your IPAM. The CIDRs that will be allocated for these resources must not already be allocated to other resources in order for the import to succeed. IPAM will import a CIDR regardless of its compliance with the pool's allocation rules, so a resource might be imported and subsequently marked as noncompliant. If IPAM discovers multiple CIDRs that overlap, IPAM will import the largest CIDR only. If IPAM discovers multiple CIDRs with matching CIDRs, IPAM will randomly import one of them only.

A locale must be set on the pool for this feature to work.

Type: Boolean

Required: No

### **ClearAllocationDefaultNetmaskLength**

Clear the default netmask length allocation rule for this pool.

Type: Boolean

Required: No

### **Description**

The description of the IPAM pool you want to modify.

Type: String

Required: No

## DryRun

A check for whether you have the required permissions for the action without actually making the request and provides an error response. If you have the required permissions, the error response is `DryRunOperation`. Otherwise, it is `UnauthorizedOperation`.

Type: Boolean

Required: No

## IpamPoolId

The ID of the IPAM pool you want to modify.

Type: String

Required: Yes

## RemoveAllocationResourceTag.N

Remove tag allocation rules from a pool.

Type: Array of [RequestIpamResourceTag](#) objects

Required: No

## Response Elements

The following elements are returned by the service.

### ipamPool

The results of the modification.

Type: [IpamPool](#) object

### requestId

The ID of the request.

Type: String

## Errors

For information about the errors that are common to all actions, see [Common client error codes](#).

## See Also

For more information about using this API in one of the language-specific AWS SDKs, see the following:

- [AWS Command Line Interface](#)
- [AWS SDK for .NET](#)
- [AWS SDK for C++](#)
- [AWS SDK for Go v2](#)
- [AWS SDK for Java V2](#)
- [AWS SDK for JavaScript V3](#)
- [AWS SDK for PHP V3](#)
- [AWS SDK for Python](#)
- [AWS SDK for Ruby V3](#)

# ModifyIpamResourceCidr

Modify a resource CIDR. You can use this action to transfer resource CIDRs between scopes and ignore resource CIDRs that you do not want to manage. If set to false, the resource will not be tracked for overlap, it cannot be auto-imported into a pool, and it will be removed from any pool it has an allocation in.

For more information, see [Move resource CIDRs between scopes](#) and [Change the monitoring state of resource CIDRs](#) in the *Amazon VPC IPAM User Guide*.

## Request Parameters

The following parameters are for this specific action. For more information about required and optional parameters that are common to all actions, see [Common Query Parameters](#).

### CurrentIpamScopeId

The ID of the current scope that the resource CIDR is in.

Type: String

Required: Yes

### DestinationIpamScopeId

The ID of the scope you want to transfer the resource CIDR to.

Type: String

Required: No

### DryRun

A check for whether you have the required permissions for the action without actually making the request and provides an error response. If you have the required permissions, the error response is `DryRunOperation`. Otherwise, it is `UnauthorizedOperation`.

Type: Boolean

Required: No

### Monitored

Determines if the resource is monitored by IPAM. If a resource is monitored, the resource is discovered by IPAM and you can view details about the resource's CIDR.

Type: Boolean

Required: Yes

### **ResourceCidr**

The CIDR of the resource you want to modify.

Type: String

Required: Yes

### **ResourceId**

The ID of the resource you want to modify.

Type: String

Required: Yes

### **ResourceRegion**

The AWS Region of the resource you want to modify.

Type: String

Required: Yes

## **Response Elements**

The following elements are returned by the service.

### **ipamResourceCidr**

The CIDR of the resource.

Type: [IpamResourceCidr](#) object

### **requestId**

The ID of the request.

Type: String

## Errors

For information about the errors that are common to all actions, see [Common client error codes](#).

## See Also

For more information about using this API in one of the language-specific AWS SDKs, see the following:

- [AWS Command Line Interface](#)
- [AWS SDK for .NET](#)
- [AWS SDK for C++](#)
- [AWS SDK for Go v2](#)
- [AWS SDK for Java V2](#)
- [AWS SDK for JavaScript V3](#)
- [AWS SDK for PHP V3](#)
- [AWS SDK for Python](#)
- [AWS SDK for Ruby V3](#)

# ModifyIpamResourceDiscovery

Modifies a resource discovery. A resource discovery is an IPAM component that enables IPAM to manage and monitor resources that belong to the owning account.

## Request Parameters

The following parameters are for this specific action. For more information about required and optional parameters that are common to all actions, see [Common Query Parameters](#).

### AddOperatingRegion.N

Add operating Regions to the resource discovery. Operating Regions are AWS Regions where the IPAM is allowed to manage IP address CIDRs. IPAM only discovers and monitors resources in the AWS Regions you select as operating Regions.

Type: Array of [AddIpamOperatingRegion](#) objects

Array Members: Minimum number of 0 items. Maximum number of 50 items.

Required: No

### Description

A resource discovery description.

Type: String

Required: No

### DryRun

A check for whether you have the required permissions for the action without actually making the request and provides an error response. If you have the required permissions, the error response is `DryRunOperation`. Otherwise, it is `UnauthorizedOperation`.

Type: Boolean

Required: No

### IpamResourceDiscoveryId

A resource discovery ID.



Type: String

Required: Yes

### **RemoveOperatingRegion.N**

Remove operating Regions.

Type: Array of [RemoveIpamOperatingRegion](#) objects

Array Members: Minimum number of 0 items. Maximum number of 50 items.

Required: No

## **Response Elements**

The following elements are returned by the service.

### **ipamResourceDiscovery**

A resource discovery.

Type: [IpamResourceDiscovery](#) object

### **requestId**

The ID of the request.

Type: String

## **Errors**

For information about the errors that are common to all actions, see [Common client error codes](#).

## **See Also**

For more information about using this API in one of the language-specific AWS SDKs, see the following:

- [AWS Command Line Interface](#)
- [AWS SDK for .NET](#)
- [AWS SDK for C++](#)

- [AWS SDK for Go v2](#)
- [AWS SDK for Java V2](#)
- [AWS SDK for JavaScript V3](#)
- [AWS SDK for PHP V3](#)
- [AWS SDK for Python](#)
- [AWS SDK for Ruby V3](#)

# ModifyIpamScope

Modify an IPAM scope.

## Request Parameters

The following parameters are for this specific action. For more information about required and optional parameters that are common to all actions, see [Common Query Parameters](#).

### Description

The description of the scope you want to modify.

Type: String

Required: No

### DryRun

A check for whether you have the required permissions for the action without actually making the request and provides an error response. If you have the required permissions, the error response is `DryRunOperation`. Otherwise, it is `UnauthorizedOperation`.

Type: Boolean

Required: No

### IpamScopeId

The ID of the scope you want to modify.

Type: String

Required: Yes

## Response Elements

The following elements are returned by the service.

### ipamScope

The results of the modification.

Type: [IpamScope](#) object

## requestId

The ID of the request.

Type: String

## Errors

For information about the errors that are common to all actions, see [Common client error codes](#).

## See Also

For more information about using this API in one of the language-specific AWS SDKs, see the following:

- [AWS Command Line Interface](#)
- [AWS SDK for .NET](#)
- [AWS SDK for C++](#)
- [AWS SDK for Go v2](#)
- [AWS SDK for Java V2](#)
- [AWS SDK for JavaScript V3](#)
- [AWS SDK for PHP V3](#)
- [AWS SDK for Python](#)
- [AWS SDK for Ruby V3](#)

# ModifyLaunchTemplate

Modifies a launch template. You can specify which version of the launch template to set as the default version. When launching an instance, the default version applies when a launch template version is not specified.

## Request Parameters

The following parameters are for this specific action. For more information about required and optional parameters that are common to all actions, see [Common Query Parameters](#).

### ClientToken

Unique, case-sensitive identifier you provide to ensure the idempotency of the request. For more information, see [Ensuring idempotency](#).

Constraint: Maximum 128 ASCII characters.

Type: String

Required: No

### DryRun

Checks whether you have the required permissions for the action, without actually making the request, and provides an error response. If you have the required permissions, the error response is `DryRunOperation`. Otherwise, it is `UnauthorizedOperation`.

Type: Boolean

Required: No

### LaunchTemplateId

The ID of the launch template.

You must specify either the launch template ID or the launch template name, but not both.

Type: String

Required: No

### LaunchTemplateName

The name of the launch template.

You must specify either the launch template ID or the launch template name, but not both.

Type: String

Length Constraints: Minimum length of 3. Maximum length of 128.

Pattern: `[a-zA-Z0-9\(\)\.\-/_]+`

Required: No

### **SetDefaultVersion**

The version number of the launch template to set as the default version.

Type: String

Required: No

## **Response Elements**

The following elements are returned by the service.

### **launchTemplate**

Information about the launch template.

Type: [LaunchTemplate](#) object

### **requestId**

The ID of the request.

Type: String

## **Errors**

For information about the errors that are common to all actions, see [Common client error codes](#).

## **Examples**

### **Example**

This example sets version 2 of launch template `lt-0a20c965061f64abc` as the default version.

## Sample Request

```
https://ec2.amazonaws.com/?Action=ModifyLaunchTemplate
&LaunchTemplateId=lt-0a20c965061f64abc
&SetDefaultVersion=2
&AUTHPARAMS
```

## Sample Response

```
<ModifyLaunchTemplateResponse xmlns="http://ec2.amazonaws.com/doc/2016-11-15/">
  <requestId>5b348ca5-bb13-4106-baf9-14d02example</requestId>
  <launchTemplate>
    <createTime>1970-01-01T00:00:00.000Z</createTime>
    <createdBy>arn:aws:iam::123456789012:root</createdBy>
    <defaultVersionNumber>2</defaultVersionNumber>
    <latestVersionNumber>4</latestVersionNumber>
    <launchTemplateId>lt-0a20c965061f64abc</launchTemplateId>
    <launchTemplateName>MyLaunchTemplate</launchTemplateName>
  </launchTemplate>
</ModifyLaunchTemplateResponse>
```

## See Also

For more information about using this API in one of the language-specific AWS SDKs, see the following:

- [AWS Command Line Interface](#)
- [AWS SDK for .NET](#)
- [AWS SDK for C++](#)
- [AWS SDK for Go v2](#)
- [AWS SDK for Java V2](#)
- [AWS SDK for JavaScript V3](#)
- [AWS SDK for PHP V3](#)
- [AWS SDK for Python](#)
- [AWS SDK for Ruby V3](#)

# ModifyLocalGatewayRoute

Modifies the specified local gateway route.

## Request Parameters

The following parameters are for this specific action. For more information about required and optional parameters that are common to all actions, see [Common Query Parameters](#).

### DestinationCidrBlock

The CIDR block used for destination matches. The value that you provide must match the CIDR of an existing route in the table.

Type: String

Required: No

### DestinationPrefixListId

The ID of the prefix list. Use a prefix list in place of `DestinationCidrBlock`. You cannot use `DestinationPrefixListId` and `DestinationCidrBlock` in the same request.

Type: String

Required: No

### DryRun

Checks whether you have the required permissions for the action, without actually making the request, and provides an error response. If you have the required permissions, the error response is `DryRunOperation`. Otherwise, it is `UnauthorizedOperation`.

Type: Boolean

Required: No

### LocalGatewayRouteTableId

The ID of the local gateway route table.

Type: String

Required: Yes



## **LocalGatewayVirtualInterfaceGroupId**

The ID of the virtual interface group.

Type: String

Required: No

## **NetworkInterfaceId**

The ID of the network interface.

Type: String

Required: No

## **Response Elements**

The following elements are returned by the service.

### **requestId**

The ID of the request.

Type: String

### **route**

Information about the local gateway route table.

Type: [LocalGatewayRoute](#) object

## **Errors**

For information about the errors that are common to all actions, see [Common client error codes](#).

## **See Also**

For more information about using this API in one of the language-specific AWS SDKs, see the following:

- [AWS Command Line Interface](#)

- [AWS SDK for .NET](#)
- [AWS SDK for C++](#)
- [AWS SDK for Go v2](#)
- [AWS SDK for Java V2](#)
- [AWS SDK for JavaScript V3](#)
- [AWS SDK for PHP V3](#)
- [AWS SDK for Python](#)
- [AWS SDK for Ruby V3](#)

# ModifyManagedPrefixList

Modifies the specified managed prefix list.

Adding or removing entries in a prefix list creates a new version of the prefix list. Changing the name of the prefix list does not affect the version.

If you specify a current version number that does not match the true current version number, the request fails.

## Request Parameters

The following parameters are for this specific action. For more information about required and optional parameters that are common to all actions, see [Common Query Parameters](#).

### AddEntry.N

One or more entries to add to the prefix list.

Type: Array of [AddPrefixListEntry](#) objects

Array Members: Minimum number of 0 items. Maximum number of 100 items.

Required: No

### CurrentVersion

The current version of the prefix list.

Type: Long

Required: No

### DryRun

Checks whether you have the required permissions for the action, without actually making the request, and provides an error response. If you have the required permissions, the error response is `DryRunOperation`. Otherwise, it is `UnauthorizedOperation`.

Type: Boolean

Required: No

## MaxEntries

The maximum number of entries for the prefix list. You cannot modify the entries of a prefix list and modify the size of a prefix list at the same time.

If any of the resources that reference the prefix list cannot support the new maximum size, the modify operation fails. Check the state message for the IDs of the first ten resources that do not support the new maximum size.

Type: Integer

Required: No

## PrefixListId

The ID of the prefix list.

Type: String

Required: Yes

## PrefixListName

A name for the prefix list.

Type: String

Required: No

## RemoveEntry.N

One or more entries to remove from the prefix list.

Type: Array of [RemovePrefixListEntry](#) objects

Array Members: Minimum number of 0 items. Maximum number of 100 items.

Required: No

## Response Elements

The following elements are returned by the service.

## prefixList

Information about the prefix list.

Type: [ManagedPrefixList](#) object

## requestId

The ID of the request.

Type: String

## Errors

For information about the errors that are common to all actions, see [Common client error codes](#).

## Examples

### Example

This example modifies the specified managed prefix list by adding another entry.

### Sample Request

```
https://ec2.amazonaws.com/?Action=ModifyManagedPrefixList
&PrefixListId=pl-0123123123123aabb
&CurrentVersion=1
&AddEntry.1.Cidr=10.1.0.0/16
&AddEntry.1.Description=Miami office
&AUTHPARAMS
```

### Sample Response

```
<ModifyManagedPrefixListResponse xmlns="http://ec2.amazonaws.com/doc/2016-11-15/">
  <requestId>602f3752-c348-4b14-81e2-example</requestId>
  <prefixList>
    <addressFamily>IPv4</addressFamily>
    <maxEntries>10</maxEntries>
    <ownerId>123456789012</ownerId>
    <prefixListArn>arn:aws:ec2:us-east-1:123456789012:prefix-list/
pl-0123123123123aabb</prefixListArn>
    <prefixListId>pl-0123123123123aabb</prefixListId>
```

```
<prefixListName>tgw-attachments</prefixListName>
  <state>modify-in-progress</state>
  <version>1</version>
</prefixList>
</ModifyManagedPrefixListResponse>
```

## See Also

For more information about using this API in one of the language-specific AWS SDKs, see the following:

- [AWS Command Line Interface](#)
- [AWS SDK for .NET](#)
- [AWS SDK for C++](#)
- [AWS SDK for Go v2](#)
- [AWS SDK for Java V2](#)
- [AWS SDK for JavaScript V3](#)
- [AWS SDK for PHP V3](#)
- [AWS SDK for Python](#)
- [AWS SDK for Ruby V3](#)

# ModifyNetworkInterfaceAttribute

Modifies the specified network interface attribute. You can specify only one attribute at a time. You can use this action to attach and detach security groups from an existing EC2 instance.

## Request Parameters

The following parameters are for this specific action. For more information about required and optional parameters that are common to all actions, see [Common Query Parameters](#).

### AssociatePublicIpAddress

Indicates whether to assign a public IPv4 address to a network interface. This option can be enabled for any network interface but will only apply to the primary network interface (eth0).

Type: Boolean

Required: No

### Attachment

Information about the interface attachment. If modifying the `deleteOnTermination` attribute, you must specify the ID of the interface attachment.

Type: [NetworkInterfaceAttachmentChanges](#) object

Required: No

### ConnectionTrackingSpecification

A connection tracking specification.

Type: [ConnectionTrackingSpecificationRequest](#) object

Required: No

### Description

A description for the network interface.

Type: [AttributeValue](#) object

Required: No

## DryRun

Checks whether you have the required permissions for the action, without actually making the request, and provides an error response. If you have the required permissions, the error response is `DryRunOperation`. Otherwise, it is `UnauthorizedOperation`.

Type: Boolean

Required: No

## EnablePrimaryIpv6

If you're modifying a network interface in a dual-stack or IPv6-only subnet, you have the option to assign a primary IPv6 IP address. A primary IPv6 address is an IPv6 GUA address associated with an ENI that you have enabled to use a primary IPv6 address. Use this option if the instance that this ENI will be attached to relies on its IPv6 address not changing. AWS will automatically assign an IPv6 address associated with the ENI attached to your instance to be the primary IPv6 address. Once you enable an IPv6 GUA address to be a primary IPv6, you cannot disable it. When you enable an IPv6 GUA address to be a primary IPv6, the first IPv6 GUA will be made the primary IPv6 address until the instance is terminated or the network interface is detached. If you have multiple IPv6 addresses associated with an ENI attached to your instance and you enable a primary IPv6 address, the first IPv6 GUA address associated with the ENI becomes the primary IPv6 address.

Type: Boolean

Required: No

## EnaSrdSpecification

Updates the ENA Express configuration for the network interface that's attached to the instance.

Type: [EnaSrdSpecification](#) object

Required: No

## NetworkInterfaceId

The ID of the network interface.

Type: String

Required: Yes



## SecurityGroupIds.N

Changes the security groups for the network interface. The new set of groups you specify replaces the current set. You must specify at least one group, even if it's just the default security group in the VPC. You must specify the ID of the security group, not the name.

Type: Array of strings

Required: No

## SourceDestCheck

Enable or disable source/destination checks, which ensure that the instance is either the source or the destination of any traffic that it receives. If the value is `true`, source/destination checks are enabled; otherwise, they are disabled. The default value is `true`. You must disable source/destination checks if the instance runs services such as network address translation, routing, or firewalls.

Type: [AttributeBooleanValue](#) object

Required: No

## Response Elements

The following elements are returned by the service.

### requestId

The ID of the request.

Type: String

### return

Is `true` if the request succeeds, and an error otherwise.

Type: Boolean

## Errors

For information about the errors that are common to all actions, see [Common client error codes](#).

## Examples

### Example

This example sets source/destination checking to `false` for the specified network interface.

### Sample Request

```
https://ec2.amazonaws.com/?Action=ModifyNetworkInterfaceAttribute
&NetworkInterfaceId=eni-ffda3197
&SourceDestCheck.Value=false
&AUTHPARAMS
```

### Sample Response

```
<ModifyNetworkInterfaceAttributeResponse xmlns="http://ec2.amazonaws.com/
doc/2016-11-15/">
  <requestId>657a4623-5620-4232-b03b-427e852d71cf</requestId>
  <return>true</return>
</ModifyNetworkInterfaceAttributeResponse>
```

## See Also

For more information about using this API in one of the language-specific AWS SDKs, see the following:

- [AWS Command Line Interface](#)
- [AWS SDK for .NET](#)
- [AWS SDK for C++](#)
- [AWS SDK for Go v2](#)
- [AWS SDK for Java V2](#)
- [AWS SDK for JavaScript V3](#)
- [AWS SDK for PHP V3](#)
- [AWS SDK for Python](#)
- [AWS SDK for Ruby V3](#)

# ModifyPrivateDnsNameOptions

Modifies the options for instance hostnames for the specified instance.

## Request Parameters

The following parameters are for this specific action. For more information about required and optional parameters that are common to all actions, see [Common Query Parameters](#).

### DryRun

Checks whether you have the required permissions for the action, without actually making the request, and provides an error response. If you have the required permissions, the error response is `DryRunOperation`. Otherwise, it is `UnauthorizedOperation`.

Type: Boolean

Required: No

### EnableResourceNameDnsAAAARecord

Indicates whether to respond to DNS queries for instance hostnames with DNS AAAA records.

Type: Boolean

Required: No

### EnableResourceNameDnsARecord

Indicates whether to respond to DNS queries for instance hostnames with DNS A records.

Type: Boolean

Required: No

### InstanceId

The ID of the instance.

Type: String

Required: Yes

## PrivateDnsHostnameType

The type of hostname for EC2 instances. For IPv4 only subnets, an instance DNS name must be based on the instance IPv4 address. For IPv6 only subnets, an instance DNS name must be based on the instance ID. For dual-stack subnets, you can specify whether DNS names use the instance IPv4 address or the instance ID.

Type: String

Valid Values: `ip-name` | `resource-name`

Required: No

## Response Elements

The following elements are returned by the service.

### **requestId**

The ID of the request.

Type: String

### **return**

Returns `true` if the request succeeds; otherwise, it returns an error.

Type: Boolean

## Errors

For information about the errors that are common to all actions, see [Common client error codes](#).

## See Also

For more information about using this API in one of the language-specific AWS SDKs, see the following:

- [AWS Command Line Interface](#)
- [AWS SDK for .NET](#)

- [AWS SDK for C++](#)
- [AWS SDK for Go v2](#)
- [AWS SDK for Java V2](#)
- [AWS SDK for JavaScript V3](#)
- [AWS SDK for PHP V3](#)
- [AWS SDK for Python](#)
- [AWS SDK for Ruby V3](#)

# ModifyReservedInstances

Modifies the configuration of your Reserved Instances, such as the Availability Zone, instance count, or instance type. The Reserved Instances to be modified must be identical, except for Availability Zone, network platform, and instance type.

For more information, see [Modify Reserved Instances](#) in the *Amazon EC2 User Guide*.

## Request Parameters

The following parameters are for this specific action. For more information about required and optional parameters that are common to all actions, see [Common Query Parameters](#).

### ClientToken

A unique, case-sensitive token you provide to ensure idempotency of your modification request. For more information, see [Ensuring Idempotency](#).

Type: String

Required: No

### ReservedInstancesConfigurationSetItemType.N

The configuration settings for the Reserved Instances to modify.

Type: Array of [ReservedInstancesConfiguration](#) objects

Required: Yes

### ReservedInstancesId.N

The IDs of the Reserved Instances to modify.

Type: Array of strings

Required: Yes

## Response Elements

The following elements are returned by the service.

## requestId

The ID of the request.

Type: String

## reservedInstancesModificationId

The ID for the modification.

Type: String

## Errors

For information about the errors that are common to all actions, see [Common client error codes](#).

## Examples

### Example

This example illustrates one usage of `ModifyReservedInstances`.

### Sample Request

```
https://ec2.amazonaws.com/?Action=ModifyReservedInstances
&ClientToken=myClientToken
&ReservedInstancesConfigurationSetItemType.1.AvailabilityZone=us-east-1a
&ReservedInstancesConfigurationSetItemType.1.InstanceCount=1
&ReservedInstancesConfigurationSetItemType.1.Platform=EC2-VPC
&ReservedInstancesConfigurationSetItemType.1.InstanceType=m1.small
&ReservedInstancesId.1=d16f7a91-4d0f-4f19-9d7f-a74d26b1ccfa
&AUTHPARAMS
```

### Sample Response

```
<ModifyReservedInstancesResponse xmlns="http://ec2.amazonaws.com/doc/2016-11-15/">
  <requestId>bef729b6-0731-4489-8881-2258746ae163</requestId>
  <reservedInstancesModificationId>rimod-3aae219d-3d63-47a9-a7e9-e764example</
reservedInstancesModificationId>
</ModifyReservedInstancesResponse>
```

## See Also

For more information about using this API in one of the language-specific AWS SDKs, see the following:

- [AWS Command Line Interface](#)
- [AWS SDK for .NET](#)
- [AWS SDK for C++](#)
- [AWS SDK for Go v2](#)
- [AWS SDK for Java V2](#)
- [AWS SDK for JavaScript V3](#)
- [AWS SDK for PHP V3](#)
- [AWS SDK for Python](#)
- [AWS SDK for Ruby V3](#)



# ModifySecurityGroupRules

Modifies the rules of a security group.

## Request Parameters

The following parameters are for this specific action. For more information about required and optional parameters that are common to all actions, see [Common Query Parameters](#).

### DryRun

Checks whether you have the required permissions for the action, without actually making the request, and provides an error response. If you have the required permissions, the error response is `DryRunOperation`. Otherwise, it is `UnauthorizedOperation`.

Type: Boolean

Required: No

### GroupId

The ID of the security group.

Type: String

Required: Yes

### SecurityGroupRule.N

Information about the security group properties to update.

Type: Array of [SecurityGroupRuleUpdate](#) objects

Required: Yes

## Response Elements

The following elements are returned by the service.

### requestId

The ID of the request.

Type: String

## return

Returns `true` if the request succeeds; otherwise, returns an error.

Type: Boolean

## Errors

For information about the errors that are common to all actions, see [Common client error codes](#).

## See Also

For more information about using this API in one of the language-specific AWS SDKs, see the following:

- [AWS Command Line Interface](#)
- [AWS SDK for .NET](#)
- [AWS SDK for C++](#)
- [AWS SDK for Go v2](#)
- [AWS SDK for Java V2](#)
- [AWS SDK for JavaScript V3](#)
- [AWS SDK for PHP V3](#)
- [AWS SDK for Python](#)
- [AWS SDK for Ruby V3](#)

# ModifySnapshotAttribute

Adds or removes permission settings for the specified snapshot. You may add or remove specified AWS account IDs from a snapshot's list of create volume permissions, but you cannot do both in a single operation. If you need to both add and remove account IDs for a snapshot, you must use multiple operations. You can make up to 500 modifications to a snapshot in a single operation.

Encrypted snapshots and snapshots with AWS Marketplace product codes cannot be made public. Snapshots encrypted with your default KMS key cannot be shared with other accounts.

For more information about modifying snapshot permissions, see [Share a snapshot](#) in the *Amazon EBS User Guide*.

## Request Parameters

The following parameters are for this specific action. For more information about required and optional parameters that are common to all actions, see [Common Query Parameters](#).

### Attribute

The snapshot attribute to modify. Only volume creation permissions can be modified.

Type: String

Valid Values: `productCodes` | `createVolumePermission`

Required: No

### CreateVolumePermission

A JSON representation of the snapshot attribute modification.

Type: [CreateVolumePermissionModifications](#) object

Required: No

### DryRun

Checks whether you have the required permissions for the action, without actually making the request, and provides an error response. If you have the required permissions, the error response is `DryRunOperation`. Otherwise, it is `UnauthorizedOperation`.

Type: Boolean

Required: No

### **OperationType**

The type of operation to perform to the attribute.

Type: String

Valid Values: add | remove

Required: No

### **SnapshotId**

The ID of the snapshot.

Type: String

Required: Yes

### **UserGroup.N**

The group to modify for the snapshot.

Type: Array of strings

Required: No

### **UserId.N**

The account ID to modify for the snapshot.

Type: Array of strings

Required: No

## **Response Elements**

The following elements are returned by the service.

### **requestId**

The ID of the request.

Type: String

## return

Is true if the request succeeds, and an error otherwise.

Type: Boolean

## Errors

For information about the errors that are common to all actions, see [Common client error codes](#).

## Examples

### Example

This example makes the `snap-1234567890abcdef0` snapshot public, and gives the account with ID `111122223333` permission to create volumes from the snapshot.

### Sample Request

```
https://ec2.amazonaws.com/?Action=ModifySnapshotAttribute
&SnapshotId=snap-1234567890abcdef0
&CreateVolumePermission.Add.1.UserId=111122223333
&CreateVolumePermission.Add.1.Group=all
&AUTHPARAMS
```

### Sample Response

```
<ModifySnapshotAttributeResponse xmlns="http://ec2.amazonaws.com/doc/2016-11-15/">
  <requestId>59dbff89-35bd-4eac-99ed-be587EXAMPLE</requestId>
  <return>true</return>
</ModifySnapshotAttributeResponse>
```

### Example

This example makes the `snap-1234567890abcdef0` snapshot public, and removes the account with ID `111122223333` from the list of users with permission to create volumes from the snapshot.

### Sample Request

```
https://ec2.amazonaws.com/?Action=ModifySnapshotAttribute
```

```
&SnapshotId=snap-1234567890abcdef0
&CreateVolumePermission.Remove.1.UserId=111122223333
&CreateVolumePermission.Add.1.Group=all
&AUTHPARAMS
```

## Sample Response

```
<ModifySnapshotAttributeResponse xmlns="http://ec2.amazonaws.com/doc/2016-11-15/">
  <requestId>59dbff89-35bd-4eac-99ed-be587EXAMPLE</requestId>
  <return>true</return>
</ModifySnapshotAttributeResponse>
```

## See Also

For more information about using this API in one of the language-specific AWS SDKs, see the following:

- [AWS Command Line Interface](#)
- [AWS SDK for .NET](#)
- [AWS SDK for C++](#)
- [AWS SDK for Go v2](#)
- [AWS SDK for Java V2](#)
- [AWS SDK for JavaScript V3](#)
- [AWS SDK for PHP V3](#)
- [AWS SDK for Python](#)
- [AWS SDK for Ruby V3](#)

# ModifySnapshotTier

Archives an Amazon EBS snapshot. When you archive a snapshot, it is converted to a full snapshot that includes all of the blocks of data that were written to the volume at the time the snapshot was created, and moved from the standard tier to the archive tier. For more information, see [Archive Amazon EBS snapshots](#) in the *Amazon EBS User Guide*.

## Request Parameters

The following parameters are for this specific action. For more information about required and optional parameters that are common to all actions, see [Common Query Parameters](#).

### DryRun

Checks whether you have the required permissions for the action, without actually making the request, and provides an error response. If you have the required permissions, the error response is `DryRunOperation`. Otherwise, it is `UnauthorizedOperation`.

Type: Boolean

Required: No

### SnapshotId

The ID of the snapshot.

Type: String

Required: Yes

### StorageTier

The name of the storage tier. You must specify `archive`.

Type: String

Valid Values: `archive`

Required: No

## Response Elements

The following elements are returned by the service.

## **requestId**

The ID of the request.

Type: String

## **snapshotId**

The ID of the snapshot.

Type: String

## **tieringStartTime**

The date and time when the archive process was started.

Type: Timestamp

## **Errors**

For information about the errors that are common to all actions, see [Common client error codes](#).

## **See Also**

For more information about using this API in one of the language-specific AWS SDKs, see the following:

- [AWS Command Line Interface](#)
- [AWS SDK for .NET](#)
- [AWS SDK for C++](#)
- [AWS SDK for Go v2](#)
- [AWS SDK for Java V2](#)
- [AWS SDK for JavaScript V3](#)
- [AWS SDK for PHP V3](#)
- [AWS SDK for Python](#)
- [AWS SDK for Ruby V3](#)



# ModifySpotFleetRequest

Modifies the specified Spot Fleet request.

You can only modify a Spot Fleet request of type `maintain`.

While the Spot Fleet request is being modified, it is in the `modifying` state.

To scale up your Spot Fleet, increase its target capacity. The Spot Fleet launches the additional Spot Instances according to the allocation strategy for the Spot Fleet request. If the allocation strategy is `lowestPrice`, the Spot Fleet launches instances using the Spot Instance pool with the lowest price. If the allocation strategy is `diversified`, the Spot Fleet distributes the instances across the Spot Instance pools. If the allocation strategy is `capacityOptimized`, Spot Fleet launches instances from Spot Instance pools with optimal capacity for the number of instances that are launching.

To scale down your Spot Fleet, decrease its target capacity. First, the Spot Fleet cancels any open requests that exceed the new target capacity. You can request that the Spot Fleet terminate Spot Instances until the size of the fleet no longer exceeds the new target capacity. If the allocation strategy is `lowestPrice`, the Spot Fleet terminates the instances with the highest price per unit. If the allocation strategy is `capacityOptimized`, the Spot Fleet terminates the instances in the Spot Instance pools that have the least available Spot Instance capacity. If the allocation strategy is `diversified`, the Spot Fleet terminates instances across the Spot Instance pools. Alternatively, you can request that the Spot Fleet keep the fleet at its current size, but not replace any Spot Instances that are interrupted or that you terminate manually.

If you are finished with your Spot Fleet for now, but will use it again later, you can set the target capacity to 0.

## Request Parameters

The following parameters are for this specific action. For more information about required and optional parameters that are common to all actions, see [Common Query Parameters](#).

### Context

Reserved.

Type: String

Required: No

### **ExcessCapacityTerminationPolicy**

Indicates whether running instances should be terminated if the target capacity of the Spot Fleet request is decreased below the current size of the Spot Fleet.

Supported only for fleets of type `maintain`.

Type: String

Valid Values: `noTermination` | `default`

Required: No

### **LaunchTemplateConfig.N**

The launch template and overrides. You can only use this parameter if you specified a launch template (`LaunchTemplateConfigs`) in your Spot Fleet request. If you specified `LaunchSpecifications` in your Spot Fleet request, then omit this parameter.

Type: Array of [LaunchTemplateConfig](#) objects

Required: No

### **OnDemandTargetCapacity**

The number of On-Demand Instances in the fleet.

Type: Integer

Required: No

### **SpotFleetRequestId**

The ID of the Spot Fleet request.

Type: String

Required: Yes

### **TargetCapacity**

The size of the fleet.

Type: Integer

Required: No

## Response Elements

The following elements are returned by the service.

### **requestId**

The ID of the request.

Type: String

### **return**

If the request succeeds, the response returns `true`. If the request fails, no response is returned, and instead an error message is returned.

Type: Boolean

## Errors

For information about the errors that are common to all actions, see [Common client error codes](#).

## See Also

For more information about using this API in one of the language-specific AWS SDKs, see the following:

- [AWS Command Line Interface](#)
- [AWS SDK for .NET](#)
- [AWS SDK for C++](#)
- [AWS SDK for Go v2](#)
- [AWS SDK for Java V2](#)
- [AWS SDK for JavaScript V3](#)
- [AWS SDK for PHP V3](#)
- [AWS SDK for Python](#)
- [AWS SDK for Ruby V3](#)



# ModifySubnetAttribute

Modifies a subnet attribute. You can only modify one attribute at a time.

Use this action to modify subnets on AWS Outposts.

- To modify a subnet on an Outpost rack, set both `MapCustomerOwnedIpOnLaunch` and `CustomerOwnedIpv4Pool`. These two parameters act as a single attribute.
- To modify a subnet on an Outpost server, set either `EnableLniAtDeviceIndex` or `DisableLniAtDeviceIndex`.

For more information about AWS Outposts, see the following:

- [Outpost servers](#)
- [Outpost racks](#)

## Request Parameters

The following parameters are for this specific action. For more information about required and optional parameters that are common to all actions, see [Common Query Parameters](#).

### AssignIpv6AddressOnCreation

Specify `true` to indicate that network interfaces created in the specified subnet should be assigned an IPv6 address. This includes a network interface that's created when launching an instance into the subnet (the instance therefore receives an IPv6 address).

If you enable the IPv6 addressing feature for your subnet, your network interface or instance only receives an IPv6 address if it's created using version 2016-11-15 or later of the Amazon EC2 API.

Type: [AttributeBooleanValue](#) object

Required: No

### CustomerOwnedIpv4Pool

The customer-owned IPv4 address pool associated with the subnet.

You must set this value when you specify `true` for `MapCustomerOwnedIpOnLaunch`.

Type: String

Required: No

### **DisableLniAtDeviceIndex**

Specify `true` to indicate that local network interfaces at the current position should be disabled.

Type: [AttributeBooleanValue](#) object

Required: No

### **EnableDns64**

Indicates whether DNS queries made to the Amazon-provided DNS Resolver in this subnet should return synthetic IPv6 addresses for IPv4-only destinations.

#### **Note**

You must first configure a NAT gateway in a public subnet (separate from the subnet containing the IPv6-only workloads). For example, the subnet containing the NAT gateway should have a `0.0.0.0/0` route pointing to the internet gateway. For more information, see [Configure DNS64 and NAT64](#) in the *Amazon VPC User Guide*.

Type: [AttributeBooleanValue](#) object

Required: No

### **EnableLniAtDeviceIndex**

Indicates the device position for local network interfaces in this subnet. For example, `1` indicates local network interfaces in this subnet are the secondary network interface (`eth1`). A local network interface cannot be the primary network interface (`eth0`).

Type: Integer

Required: No

### **EnableResourceNameDnsAAAARecordOnLaunch**

Indicates whether to respond to DNS queries for instance hostnames with DNS AAAA records.

Type: [AttributeBooleanValue](#) object

Required: No

### **EnableResourceNameDnsARecordOnLaunch**

Indicates whether to respond to DNS queries for instance hostnames with DNS A records.

Type: [AttributeBooleanValue](#) object

Required: No

### **MapCustomerOwnedIpOnLaunch**

Specify `true` to indicate that network interfaces attached to instances created in the specified subnet should be assigned a customer-owned IPv4 address.

When this value is `true`, you must specify the customer-owned IP pool using `CustomerOwnedIpv4Pool`.

Type: [AttributeBooleanValue](#) object

Required: No

### **MapPublicIpOnLaunch**

Specify `true` to indicate that network interfaces attached to instances created in the specified subnet should be assigned a public IPv4 address.

AWS charges for all public IPv4 addresses, including public IPv4 addresses associated with running instances and Elastic IP addresses. For more information, see the *Public IPv4 Address* tab on the [Amazon VPC pricing page](#).

Type: [AttributeBooleanValue](#) object

Required: No

### **PrivateDnsHostnameTypeOnLaunch**

The type of hostname to assign to instances in the subnet at launch. For IPv4-only and dual-stack (IPv4 and IPv6) subnets, an instance DNS name can be based on the instance IPv4 address (`ip-name`) or the instance ID (`resource-name`). For IPv6 only subnets, an instance DNS name must be based on the instance ID (`resource-name`).

Type: String

Valid Values: `ip-name` | `resource-name`

Required: No

### **SubnetId**

The ID of the subnet.

Type: String

Required: Yes

## **Response Elements**

The following elements are returned by the service.

### **requestId**

The ID of the request.

Type: String

### **return**

Is `true` if the request succeeds, and an error otherwise.

Type: Boolean

## **Errors**

For information about the errors that are common to all actions, see [Common client error codes](#).

## **Examples**

### **Example 1**

This example modifies the attribute for subnet-1a2b3c4d to specify that all instances launched into this subnet are assigned a public IPv4 address.

### **Sample Request**

```
https://ec2.amazonaws.com/?Action=ModifySubnetAttribute
```



```
&SubnetId=subnet-1a2b3c4d
&MapPublicIpOnLaunch.Value=true
&AUTHPARAMS
```

## Sample Response

```
<ModifySubnetAttributeResponse xmlns="http://ec2.amazonaws.com/doc/2016-11-15/">
  <requestId>c500a0bc-ad14-46c2-b9c5-e24aexample</requestId>
  <return>true</return>
</ModifySubnetAttributeResponse>
```

## Example 2

This example modifies the attribute for subnet-1a2b3c4d to specify that all network interfaces created in this subnet (and therefore all instances launched into this subnet with a new network interface) are assigned an IPv6 address.

## Sample Request

```
https://ec2.amazonaws.com/?Action=ModifySubnetAttribute
&SubnetId=subnet-1a2b3c4d
&AssignIpv6AddressOnCreation.Value=true
&AUTHPARAMS
```

## See Also

For more information about using this API in one of the language-specific AWS SDKs, see the following:

- [AWS Command Line Interface](#)
- [AWS SDK for .NET](#)
- [AWS SDK for C++](#)
- [AWS SDK for Go v2](#)
- [AWS SDK for Java V2](#)
- [AWS SDK for JavaScript V3](#)
- [AWS SDK for PHP V3](#)
- [AWS SDK for Python](#)
- [AWS SDK for Ruby V3](#)



# ModifyTrafficMirrorFilterNetworkServices

Allows or restricts mirroring network services.

By default, Amazon DNS network services are not eligible for Traffic Mirror. Use `AddNetworkServices` to add network services to a Traffic Mirror filter. When a network service is added to the Traffic Mirror filter, all traffic related to that network service will be mirrored. When you no longer want to mirror network services, use `RemoveNetworkServices` to remove the network services from the Traffic Mirror filter.

## Request Parameters

The following parameters are for this specific action. For more information about required and optional parameters that are common to all actions, see [Common Query Parameters](#).

### AddNetworkService.N

The network service, for example Amazon DNS, that you want to mirror.

Type: Array of strings

Valid Values: amazon-dns

Required: No

### DryRun

Checks whether you have the required permissions for the action, without actually making the request, and provides an error response. If you have the required permissions, the error response is `DryRunOperation`. Otherwise, it is `UnauthorizedOperation`.

Type: Boolean

Required: No

### RemoveNetworkService.N

The network service, for example Amazon DNS, that you no longer want to mirror.

Type: Array of strings

Valid Values: amazon-dns

Required: No

### **TrafficMirrorFilterId**

The ID of the Traffic Mirror filter.

Type: String

Required: Yes

## **Response Elements**

The following elements are returned by the service.

### **requestId**

The ID of the request.

Type: String

### **trafficMirrorFilter**

The Traffic Mirror filter that the network service is associated with.

Type: [TrafficMirrorFilter](#) object

## **Errors**

For information about the errors that are common to all actions, see [Common client error codes](#).

## **See Also**

For more information about using this API in one of the language-specific AWS SDKs, see the following:

- [AWS Command Line Interface](#)
- [AWS SDK for .NET](#)
- [AWS SDK for C++](#)
- [AWS SDK for Go v2](#)
- [AWS SDK for Java V2](#)

- [AWS SDK for JavaScript V3](#)
- [AWS SDK for PHP V3](#)
- [AWS SDK for Python](#)
- [AWS SDK for Ruby V3](#)

# ModifyTrafficMirrorFilterRule

Modifies the specified Traffic Mirror rule.

`DestinationCidrBlock` and `SourceCidrBlock` must both be an IPv4 range or an IPv6 range.

## Request Parameters

The following parameters are for this specific action. For more information about required and optional parameters that are common to all actions, see [Common Query Parameters](#).

### Description

The description to assign to the Traffic Mirror rule.

Type: String

Required: No

### DestinationCidrBlock

The destination CIDR block to assign to the Traffic Mirror rule.

Type: String

Required: No

### DestinationPortRange

The destination ports that are associated with the Traffic Mirror rule.

Type: [TrafficMirrorPortRangeRequest](#) object

Required: No

### DryRun

Checks whether you have the required permissions for the action, without actually making the request, and provides an error response. If you have the required permissions, the error response is `DryRunOperation`. Otherwise, it is `UnauthorizedOperation`.

Type: Boolean

Required: No

## Protocol

The protocol, for example TCP, to assign to the Traffic Mirror rule.

Type: Integer

Required: No

## RemoveField.N

The properties that you want to remove from the Traffic Mirror filter rule.

When you remove a property from a Traffic Mirror filter rule, the property is set to the default.

Type: Array of strings

Valid Values: destination-port-range | source-port-range | protocol | description

Required: No

## RuleAction

The action to assign to the rule.

Type: String

Valid Values: accept | reject

Required: No

## RuleNumber

The number of the Traffic Mirror rule. This number must be unique for each Traffic Mirror rule in a given direction. The rules are processed in ascending order by rule number.

Type: Integer

Required: No

## SourceCidrBlock

The source CIDR block to assign to the Traffic Mirror rule.

Type: String

Required: No

## SourcePortRange

The port range to assign to the Traffic Mirror rule.

Type: [TrafficMirrorPortRangeRequest](#) object

Required: No

## TrafficDirection

The type of traffic to assign to the rule.

Type: String

Valid Values: ingress | egress

Required: No

## TrafficMirrorFilterRuleId

The ID of the Traffic Mirror rule.

Type: String

Required: Yes

## Response Elements

The following elements are returned by the service.

### requestId

The ID of the request.

Type: String

### trafficMirrorFilterRule

#### Note

Tags are not returned for `ModifyTrafficMirrorFilterRule`.

A Traffic Mirror rule.



Type: [TrafficMirrorFilterRule](#) object

## Errors

For information about the errors that are common to all actions, see [Common client error codes](#).

## See Also

For more information about using this API in one of the language-specific AWS SDKs, see the following:

- [AWS Command Line Interface](#)
- [AWS SDK for .NET](#)
- [AWS SDK for C++](#)
- [AWS SDK for Go v2](#)
- [AWS SDK for Java V2](#)
- [AWS SDK for JavaScript V3](#)
- [AWS SDK for PHP V3](#)
- [AWS SDK for Python](#)
- [AWS SDK for Ruby V3](#)

# ModifyTrafficMirrorSession

Modifies a Traffic Mirror session.

## Request Parameters

The following parameters are for this specific action. For more information about required and optional parameters that are common to all actions, see [Common Query Parameters](#).

### Description

The description to assign to the Traffic Mirror session.

Type: String

Required: No

### DryRun

Checks whether you have the required permissions for the action, without actually making the request, and provides an error response. If you have the required permissions, the error response is `DryRunOperation`. Otherwise, it is `UnauthorizedOperation`.

Type: Boolean

Required: No

### PacketLength

The number of bytes in each packet to mirror. These are bytes after the VXLAN header. To mirror a subset, set this to the length (in bytes) to mirror. For example, if you set this value to 100, then the first 100 bytes that meet the filter criteria are copied to the target. Do not specify this parameter when you want to mirror the entire packet.

For sessions with Network Load Balancer (NLB) traffic mirror targets, the default `PacketLength` will be set to 8500. Valid values are 1-8500. Setting a `PacketLength` greater than 8500 will result in an error response.

Type: Integer

Required: No

## **RemoveField.N**

The properties that you want to remove from the Traffic Mirror session.

When you remove a property from a Traffic Mirror session, the property is set to the default.

Type: Array of strings

Valid Values: `packet-length` | `description` | `virtual-network-id`

Required: No

## **SessionNumber**

The session number determines the order in which sessions are evaluated when an interface is used by multiple sessions. The first session with a matching filter is the one that mirrors the packets.

Valid values are 1-32766.

Type: Integer

Required: No

## **TrafficMirrorFilterId**

The ID of the Traffic Mirror filter.

Type: String

Required: No

## **TrafficMirrorSessionId**

The ID of the Traffic Mirror session.

Type: String

Required: Yes

## **TrafficMirrorTargetId**

The Traffic Mirror target. The target must be in the same VPC as the source, or have a VPC peering connection with the source.

Type: String

Required: No

### **VirtualNetworkId**

The virtual network ID of the Traffic Mirror session.

Type: Integer

Required: No

## **Response Elements**

The following elements are returned by the service.

### **requestId**

The ID of the request.

Type: String

### **trafficMirrorSession**

Information about the Traffic Mirror session.

Type: [TrafficMirrorSession](#) object

## **Errors**

For information about the errors that are common to all actions, see [Common client error codes](#).

## **See Also**

For more information about using this API in one of the language-specific AWS SDKs, see the following:

- [AWS Command Line Interface](#)
- [AWS SDK for .NET](#)
- [AWS SDK for C++](#)
- [AWS SDK for Go v2](#)
- [AWS SDK for Java V2](#)

- [AWS SDK for JavaScript V3](#)
- [AWS SDK for PHP V3](#)
- [AWS SDK for Python](#)
- [AWS SDK for Ruby V3](#)

# ModifyTransitGateway

Modifies the specified transit gateway. When you modify a transit gateway, the modified options are applied to new transit gateway attachments only. Your existing transit gateway attachments are not modified.

## Request Parameters

The following parameters are for this specific action. For more information about required and optional parameters that are common to all actions, see [Common Query Parameters](#).

### Description

The description for the transit gateway.

Type: String

Required: No

### DryRun

Checks whether you have the required permissions for the action, without actually making the request, and provides an error response. If you have the required permissions, the error response is `DryRunOperation`. Otherwise, it is `UnauthorizedOperation`.

Type: Boolean

Required: No

### Options

The options to modify.

Type: [ModifyTransitGatewayOptions](#) object

Required: No

### TransitGatewayId

The ID of the transit gateway.

Type: String

Required: Yes

## Response Elements

The following elements are returned by the service.

### **requestId**

The ID of the request.

Type: String

### **transitGateway**

Information about the transit gateway.

Type: [TransitGateway](#) object

## Errors

For information about the errors that are common to all actions, see [Common client error codes](#).

## See Also

For more information about using this API in one of the language-specific AWS SDKs, see the following:

- [AWS Command Line Interface](#)
- [AWS SDK for .NET](#)
- [AWS SDK for C++](#)
- [AWS SDK for Go v2](#)
- [AWS SDK for Java V2](#)
- [AWS SDK for JavaScript V3](#)
- [AWS SDK for PHP V3](#)
- [AWS SDK for Python](#)
- [AWS SDK for Ruby V3](#)

# ModifyTransitGatewayPrefixListReference

Modifies a reference (route) to a prefix list in a specified transit gateway route table.

## Request Parameters

The following parameters are for this specific action. For more information about required and optional parameters that are common to all actions, see [Common Query Parameters](#).

### Blackhole

Indicates whether to drop traffic that matches this route.

Type: Boolean

Required: No

### DryRun

Checks whether you have the required permissions for the action, without actually making the request, and provides an error response. If you have the required permissions, the error response is `DryRunOperation`. Otherwise, it is `UnauthorizedOperation`.

Type: Boolean

Required: No

### PrefixListId

The ID of the prefix list.

Type: String

Required: Yes

### TransitGatewayAttachmentId

The ID of the attachment to which traffic is routed.

Type: String

Required: No



## TransitGatewayRouteTableId

The ID of the transit gateway route table.

Type: String

Required: Yes

## Response Elements

The following elements are returned by the service.

### requestId

The ID of the request.

Type: String

### transitGatewayPrefixListReference

Information about the prefix list reference.

Type: [TransitGatewayPrefixListReference](#) object

## Errors

For information about the errors that are common to all actions, see [Common client error codes](#).

## Examples

### Example

This example modifies the prefix list reference in the specified route table by changing the attachment to which traffic is routed.

### Sample Request

```
https://ec2.amazonaws.com/?Action=ModifyTransitGatewayPrefixListReference
&TransitGatewayRouteTableId=tgw-rtb-0f98a0a5d09abcabc
&PrefixListId=pl-001122334455aabbcc
&TransitGatewayAttachmentId=tgw-attach-11223344aabbcc112
```

&AUTHPARAMS

## Sample Response

```
<ModifyTransitGatewayPrefixListReferenceResponse xmlns="http://ec2.amazonaws.com/doc/2016-11-15/">
  <requestId>bbd3e523-3e5b-4d3b-b010-example</requestId>
  <transitGatewayPrefixListReference>
    <blackhole>>false</blackhole>
    <prefixListId>pl-001122334455aabbcc</prefixListId>
    <prefixListOwnerId>123456789012</prefixListOwnerId>
    <state>modifying</state>
    <transitGatewayAttachment>
      <resourceId>tgw-012233aabbcc11223</resourceId>
      <resourceType>peering</resourceType>
      <transitGatewayAttachmentId>tgw-attach-11223344aabbcc112</
transitGatewayAttachmentId>
    </transitGatewayAttachment>
    <transitGatewayRouteTableId>tgw-rtb-0f98a0a5d09abcabc</
transitGatewayRouteTableId>
  </transitGatewayPrefixListReference>
</ModifyTransitGatewayPrefixListReferenceResponse>
```

## See Also

For more information about using this API in one of the language-specific AWS SDKs, see the following:

- [AWS Command Line Interface](#)
- [AWS SDK for .NET](#)
- [AWS SDK for C++](#)
- [AWS SDK for Go v2](#)
- [AWS SDK for Java V2](#)
- [AWS SDK for JavaScript V3](#)
- [AWS SDK for PHP V3](#)
- [AWS SDK for Python](#)
- [AWS SDK for Ruby V3](#)

# ModifyTransitGatewayVpcAttachment

Modifies the specified VPC attachment.

## Request Parameters

The following parameters are for this specific action. For more information about required and optional parameters that are common to all actions, see [Common Query Parameters](#).

### AddSubnetIds.N

The IDs of one or more subnets to add. You can specify at most one subnet per Availability Zone.

Type: Array of strings

Required: No

### DryRun

Checks whether you have the required permissions for the action, without actually making the request, and provides an error response. If you have the required permissions, the error response is `DryRunOperation`. Otherwise, it is `UnauthorizedOperation`.

Type: Boolean

Required: No

### Options

The new VPC attachment options.

Type: [ModifyTransitGatewayVpcAttachmentRequestOptions](#) object

Required: No

### RemoveSubnetIds.N

The IDs of one or more subnets to remove.

Type: Array of strings

Required: No

## TransitGatewayAttachmentId

The ID of the attachment.

Type: String

Required: Yes

## Response Elements

The following elements are returned by the service.

### requestId

The ID of the request.

Type: String

### transitGatewayVpcAttachment

Information about the modified attachment.

Type: [TransitGatewayVpcAttachment](#) object

## Errors

For information about the errors that are common to all actions, see [Common client error codes](#).

## See Also

For more information about using this API in one of the language-specific AWS SDKs, see the following:

- [AWS Command Line Interface](#)
- [AWS SDK for .NET](#)
- [AWS SDK for C++](#)
- [AWS SDK for Go v2](#)
- [AWS SDK for Java V2](#)
- [AWS SDK for JavaScript V3](#)

- [AWS SDK for PHP V3](#)
- [AWS SDK for Python](#)
- [AWS SDK for Ruby V3](#)

# ModifyVerifiedAccessEndpoint

Modifies the configuration of the specified AWS Verified Access endpoint.

## Request Parameters

The following parameters are for this specific action. For more information about required and optional parameters that are common to all actions, see [Common Query Parameters](#).

### ClientToken

A unique, case-sensitive token that you provide to ensure idempotency of your modification request. For more information, see [Ensuring idempotency](#).

Type: String

Required: No

### Description

A description for the Verified Access endpoint.

Type: String

Required: No

### DryRun

Checks whether you have the required permissions for the action, without actually making the request, and provides an error response. If you have the required permissions, the error response is `DryRunOperation`. Otherwise, it is `UnauthorizedOperation`.

Type: Boolean

Required: No

### LoadBalancerOptions

The load balancer details if creating the Verified Access endpoint as `load-balancertype`.

Type: [ModifyVerifiedAccessEndpointLoadBalancerOptions](#) object

Required: No

## NetworkInterfaceOptions

The network interface options.

Type: [ModifyVerifiedAccessEndpointEniOptions](#) object

Required: No

## VerifiedAccessEndpointId

The ID of the Verified Access endpoint.

Type: String

Required: Yes

## VerifiedAccessGroupId

The ID of the Verified Access group.

Type: String

Required: No

## Response Elements

The following elements are returned by the service.

### requestId

The ID of the request.

Type: String

### verifiedAccessEndpoint

Details about the Verified Access endpoint.

Type: [VerifiedAccessEndpoint](#) object

## Errors

For information about the errors that are common to all actions, see [Common client error codes](#).

## See Also

For more information about using this API in one of the language-specific AWS SDKs, see the following:

- [AWS Command Line Interface](#)
- [AWS SDK for .NET](#)
- [AWS SDK for C++](#)
- [AWS SDK for Go v2](#)
- [AWS SDK for Java V2](#)
- [AWS SDK for JavaScript V3](#)
- [AWS SDK for PHP V3](#)
- [AWS SDK for Python](#)
- [AWS SDK for Ruby V3](#)



# ModifyVerifiedAccessEndpointPolicy

Modifies the specified AWS Verified Access endpoint policy.

## Request Parameters

The following parameters are for this specific action. For more information about required and optional parameters that are common to all actions, see [Common Query Parameters](#).

### ClientToken

A unique, case-sensitive token that you provide to ensure idempotency of your modification request. For more information, see [Ensuring idempotency](#).

Type: String

Required: No

### DryRun

Checks whether you have the required permissions for the action, without actually making the request, and provides an error response. If you have the required permissions, the error response is `DryRunOperation`. Otherwise, it is `UnauthorizedOperation`.

Type: Boolean

Required: No

### PolicyDocument

The Verified Access policy document.

Type: String

Required: No

### PolicyEnabled

The status of the Verified Access policy.

Type: Boolean

Required: No

## SseSpecification

The options for server side encryption.

Type: [VerifiedAccessSseSpecificationRequest](#) object

Required: No

## VerifiedAccessEndpointId

The ID of the Verified Access endpoint.

Type: String

Required: Yes

## Response Elements

The following elements are returned by the service.

### policyDocument

The Verified Access policy document.

Type: String

### policyEnabled

The status of the Verified Access policy.

Type: Boolean

### requestId

The ID of the request.

Type: String

### sseSpecification

The options in use for server side encryption.

Type: [VerifiedAccessSseSpecificationResponse](#) object

## Errors

For information about the errors that are common to all actions, see [Common client error codes](#).

## See Also

For more information about using this API in one of the language-specific AWS SDKs, see the following:

- [AWS Command Line Interface](#)
- [AWS SDK for .NET](#)
- [AWS SDK for C++](#)
- [AWS SDK for Go v2](#)
- [AWS SDK for Java V2](#)
- [AWS SDK for JavaScript V3](#)
- [AWS SDK for PHP V3](#)
- [AWS SDK for Python](#)
- [AWS SDK for Ruby V3](#)

# ModifyVerifiedAccessGroup

Modifies the specified AWS Verified Access group configuration.

## Request Parameters

The following parameters are for this specific action. For more information about required and optional parameters that are common to all actions, see [Common Query Parameters](#).

### ClientToken

A unique, case-sensitive token that you provide to ensure idempotency of your modification request. For more information, see [Ensuring idempotency](#).

Type: String

Required: No

### Description

A description for the Verified Access group.

Type: String

Required: No

### DryRun

Checks whether you have the required permissions for the action, without actually making the request, and provides an error response. If you have the required permissions, the error response is `DryRunOperation`. Otherwise, it is `UnauthorizedOperation`.

Type: Boolean

Required: No

### VerifiedAccessGroupId

The ID of the Verified Access group.

Type: String

Required: Yes

## VerifiedAccessInstanceId

The ID of the Verified Access instance.

Type: String

Required: No

## Response Elements

The following elements are returned by the service.

### requestId

The ID of the request.

Type: String

### verifiedAccessGroup

Details about the Verified Access group.

Type: [VerifiedAccessGroup](#) object

## Errors

For information about the errors that are common to all actions, see [Common client error codes](#).

## See Also

For more information about using this API in one of the language-specific AWS SDKs, see the following:

- [AWS Command Line Interface](#)
- [AWS SDK for .NET](#)
- [AWS SDK for C++](#)
- [AWS SDK for Go v2](#)
- [AWS SDK for Java V2](#)
- [AWS SDK for JavaScript V3](#)

- [AWS SDK for PHP V3](#)
- [AWS SDK for Python](#)
- [AWS SDK for Ruby V3](#)

# ModifyVerifiedAccessGroupPolicy

Modifies the specified AWS Verified Access group policy.

## Request Parameters

The following parameters are for this specific action. For more information about required and optional parameters that are common to all actions, see [Common Query Parameters](#).

### ClientToken

A unique, case-sensitive token that you provide to ensure idempotency of your modification request. For more information, see [Ensuring idempotency](#).

Type: String

Required: No

### DryRun

Checks whether you have the required permissions for the action, without actually making the request, and provides an error response. If you have the required permissions, the error response is `DryRunOperation`. Otherwise, it is `UnauthorizedOperation`.

Type: Boolean

Required: No

### PolicyDocument

The Verified Access policy document.

Type: String

Required: No

### PolicyEnabled

The status of the Verified Access policy.

Type: Boolean

Required: No

## SseSpecification

The options for server side encryption.

Type: [VerifiedAccessSseSpecificationRequest](#) object

Required: No

## VerifiedAccessGroupId

The ID of the Verified Access group.

Type: String

Required: Yes

## Response Elements

The following elements are returned by the service.

### policyDocument

The Verified Access policy document.

Type: String

### policyEnabled

The status of the Verified Access policy.

Type: Boolean

### requestId

The ID of the request.

Type: String

### sseSpecification

The options in use for server side encryption.

Type: [VerifiedAccessSseSpecificationResponse](#) object



## Errors

For information about the errors that are common to all actions, see [Common client error codes](#).

## See Also

For more information about using this API in one of the language-specific AWS SDKs, see the following:

- [AWS Command Line Interface](#)
- [AWS SDK for .NET](#)
- [AWS SDK for C++](#)
- [AWS SDK for Go v2](#)
- [AWS SDK for Java V2](#)
- [AWS SDK for JavaScript V3](#)
- [AWS SDK for PHP V3](#)
- [AWS SDK for Python](#)
- [AWS SDK for Ruby V3](#)

# ModifyVerifiedAccessInstance

Modifies the configuration of the specified AWS Verified Access instance.

## Request Parameters

The following parameters are for this specific action. For more information about required and optional parameters that are common to all actions, see [Common Query Parameters](#).

### ClientToken

A unique, case-sensitive token that you provide to ensure idempotency of your modification request. For more information, see [Ensuring idempotency](#).

Type: String

Required: No

### Description

A description for the Verified Access instance.

Type: String

Required: No

### DryRun

Checks whether you have the required permissions for the action, without actually making the request, and provides an error response. If you have the required permissions, the error response is `DryRunOperation`. Otherwise, it is `UnauthorizedOperation`.

Type: Boolean

Required: No

### VerifiedAccessInstanceid

The ID of the Verified Access instance.

Type: String

Required: Yes

## Response Elements

The following elements are returned by the service.

### **requestId**

The ID of the request.

Type: String

### **verifiedAccessInstance**

Details about the Verified Access instance.

Type: [VerifiedAccessInstance](#) object

## Errors

For information about the errors that are common to all actions, see [Common client error codes](#).

## See Also

For more information about using this API in one of the language-specific AWS SDKs, see the following:

- [AWS Command Line Interface](#)
- [AWS SDK for .NET](#)
- [AWS SDK for C++](#)
- [AWS SDK for Go v2](#)
- [AWS SDK for Java V2](#)
- [AWS SDK for JavaScript V3](#)
- [AWS SDK for PHP V3](#)
- [AWS SDK for Python](#)
- [AWS SDK for Ruby V3](#)

# ModifyVerifiedAccessInstanceLoggingConfiguration

Modifies the logging configuration for the specified AWS Verified Access instance.

## Request Parameters

The following parameters are for this specific action. For more information about required and optional parameters that are common to all actions, see [Common Query Parameters](#).

### AccessLogs

The configuration options for Verified Access instances.

Type: [VerifiedAccessLogOptions](#) object

Required: Yes

### ClientToken

A unique, case-sensitive token that you provide to ensure idempotency of your modification request. For more information, see [Ensuring idempotency](#).

Type: String

Required: No

### DryRun

Checks whether you have the required permissions for the action, without actually making the request, and provides an error response. If you have the required permissions, the error response is `DryRunOperation`. Otherwise, it is `UnauthorizedOperation`.

Type: Boolean

Required: No

### VerifiedAccessInstanceid

The ID of the Verified Access instance.

Type: String

Required: Yes

## Response Elements

The following elements are returned by the service.

### loggingConfiguration

The logging configuration for the Verified Access instance.

Type: [VerifiedAccessInstanceLoggingConfiguration](#) object

### requestId

The ID of the request.

Type: String

## Errors

For information about the errors that are common to all actions, see [Common client error codes](#).

## See Also

For more information about using this API in one of the language-specific AWS SDKs, see the following:

- [AWS Command Line Interface](#)
- [AWS SDK for .NET](#)
- [AWS SDK for C++](#)
- [AWS SDK for Go v2](#)
- [AWS SDK for Java V2](#)
- [AWS SDK for JavaScript V3](#)
- [AWS SDK for PHP V3](#)
- [AWS SDK for Python](#)
- [AWS SDK for Ruby V3](#)

# ModifyVerifiedAccessTrustProvider

Modifies the configuration of the specified AWS Verified Access trust provider.

## Request Parameters

The following parameters are for this specific action. For more information about required and optional parameters that are common to all actions, see [Common Query Parameters](#).

### ClientToken

A unique, case-sensitive token that you provide to ensure idempotency of your modification request. For more information, see [Ensuring idempotency](#).

Type: String

Required: No

### Description

A description for the Verified Access trust provider.

Type: String

Required: No

### DeviceOptions

The options for a device-based trust provider. This parameter is required when the provider type is device.

Type: [ModifyVerifiedAccessTrustProviderDeviceOptions](#) object

Required: No

### DryRun

Checks whether you have the required permissions for the action, without actually making the request, and provides an error response. If you have the required permissions, the error response is `DryRunOperation`. Otherwise, it is `UnauthorizedOperation`.

Type: Boolean

Required: No

## OidcOptions

The options for an OpenID Connect-compatible user-identity trust provider.

Type: [ModifyVerifiedAccessTrustProviderOidcOptions](#) object

Required: No

## SseSpecification

The options for server side encryption.

Type: [VerifiedAccessSseSpecificationRequest](#) object

Required: No

## VerifiedAccessTrustProviderId

The ID of the Verified Access trust provider.

Type: String

Required: Yes

## Response Elements

The following elements are returned by the service.

### requestId

The ID of the request.

Type: String

### verifiedAccessTrustProvider

Details about the Verified Access trust provider.

Type: [VerifiedAccessTrustProvider](#) object

## Errors

For information about the errors that are common to all actions, see [Common client error codes](#).

## See Also

For more information about using this API in one of the language-specific AWS SDKs, see the following:

- [AWS Command Line Interface](#)
- [AWS SDK for .NET](#)
- [AWS SDK for C++](#)
- [AWS SDK for Go v2](#)
- [AWS SDK for Java V2](#)
- [AWS SDK for JavaScript V3](#)
- [AWS SDK for PHP V3](#)
- [AWS SDK for Python](#)
- [AWS SDK for Ruby V3](#)



# ModifyVolume

You can modify several parameters of an existing EBS volume, including volume size, volume type, and IOPS capacity. If your EBS volume is attached to a current-generation EC2 instance type, you might be able to apply these changes without stopping the instance or detaching the volume from it. For more information about modifying EBS volumes, see [Amazon EBS Elastic Volumes](#) in the *Amazon EBS User Guide*.

When you complete a resize operation on your volume, you need to extend the volume's file-system size to take advantage of the new storage capacity. For more information, see [Extend the file system](#).

For more information, see [Monitor the progress of volume modifications](#) in the *Amazon EBS User Guide*.

With previous-generation instance types, resizing an EBS volume might require detaching and reattaching the volume or stopping and restarting the instance.

After modifying a volume, you must wait at least six hours and ensure that the volume is in the `in-use` or `available` state before you can modify the same volume. This is sometimes referred to as a cooldown period.

## Request Parameters

The following parameters are for this specific action. For more information about required and optional parameters that are common to all actions, see [Common Query Parameters](#).

### DryRun

Checks whether you have the required permissions for the action, without actually making the request, and provides an error response. If you have the required permissions, the error response is `DryRunOperation`. Otherwise, it is `UnauthorizedOperation`.

Type: Boolean

Required: No

### Iops

The target IOPS rate of the volume. This parameter is valid only for `gp3`, `io1`, and `io2` volumes.

The following are the supported values for each volume type:

- gp3: 3,000 - 16,000 IOPS
- io1: 100 - 64,000 IOPS
- io2: 100 - 256,000 IOPS

For io2 volumes, you can achieve up to 256,000 IOPS on [instances built on the Nitro System](#). On other instances, you can achieve performance up to 32,000 IOPS.

Default: The existing value is retained if you keep the same volume type. If you change the volume type to io1, io2, or gp3, the default is 3,000.

Type: Integer

Required: No

### **MultiAttachEnabled**

Specifies whether to enable Amazon EBS Multi-Attach. If you enable Multi-Attach, you can attach the volume to up to 16 [Nitro-based instances](#) in the same Availability Zone. This parameter is supported with io1 and io2 volumes only. For more information, see [Amazon EBS Multi-Attach](#) in the *Amazon EBS User Guide*.

Type: Boolean

Required: No

### **Size**

The target size of the volume, in GiB. The target volume size must be greater than or equal to the existing size of the volume.

The following are the supported volumes sizes for each volume type:

- gp2 and gp3: 1 - 16,384 GiB
- io1: 4 - 16,384 GiB
- io2: 4 - 65,536 GiB
- st1 and sc1: 125 - 16,384 GiB
- standard: 1 - 1024 GiB

Default: The existing size is retained.

Type: Integer

Required: No

## Throughput

The target throughput of the volume, in MiB/s. This parameter is valid only for gp3 volumes. The maximum value is 1,000.

Default: The existing value is retained if the source and target volume type is gp3. Otherwise, the default value is 125.

Valid Range: Minimum value of 125. Maximum value of 1000.

Type: Integer

Required: No

## VolumeId

The ID of the volume.

Type: String

Required: Yes

## VolumeType

The target EBS volume type of the volume. For more information, see [Amazon EBS volume types](#) in the *Amazon EBS User Guide*.

Default: The existing type is retained.

Type: String

Valid Values: `standard` | `io1` | `io2` | `gp2` | `sc1` | `st1` | `gp3`

Required: No

## Response Elements

The following elements are returned by the service.

### **requestId**

The ID of the request.

Type: String

## volumeModification

Information about the volume modification.

Type: [VolumeModification](#) object

## Errors

For information about the errors that are common to all actions, see [Common client error codes](#).

## Examples

### Modify size, type, and IOPS provisioning of a volume

This example illustrates one usage of ModifyVolume.

#### Sample Request

```
https://ec2.amazonaws.com/?Action=ModifyVolume
&VolumeId=vol-1234567890EXAMPLE
&VolumeType=io1
&Iops=10000
&Size=200
&Version=2016-11-15
```

#### Sample Response

```
<ModifyVolumeResponse xmlns="http://ec2.amazonaws.com/doc/2016-11-15/">
  <requestId>5jkd074-37ed-4004-8671-a78ee82bf1cbEXAMPLE</requestId>
  <volumeModification>
    <targetIops>10000</targetIops>
    <originalIops>300</originalIops>
    <modificationState>modifying</modificationState>
    <targetSize>200</targetSize>
    <targetVolumeType>io1</targetVolumeType>
    <targetMultiAttachEnabled>>false</targetMultiAttachEnabled>
    <volumeId>vol-1234567890EXAMPLE</volumeId>
    <progress>0</progress>
    <startTime>2017-01-19T23:58:04.922Z</startTime>
    <originalSize>100</originalSize>
```

```
<originalVolumeType>gp2</originalVolumeType>
  <originalMultiAttachEnabled>>false</originalMultiAttachEnabled>
</volumeModification>
</ModifyVolumeResponse>
```

## Modify Multi-Attach support

This example illustrates one usage of `ModifyVolume`.

### Sample Request

```
https://ec2.amazonaws.com/?Action=ModifyVolume
&VolumeId=vol-1234567890EXAMPLE
&MultiAttachEnabled=true
&Version=2016-11-15
```

### Sample Response

```
<ModifyVolumeResponse xmlns="http://ec2.amazonaws.com/doc/2016-11-15/">
  <requestId>5jkdf074-37ed-4004-8671-a78ee82bf1cbEXAMPLE</requestId>
  <volumeModification>
    <originalMultiAttachEnabled>>false</originalMultiAttachEnabled>
    <targetMultiAttachEnabled>>true</targetMultiAttachEnabled>
  </volumeModification>
</ModifyVolumeResponse>
```

## See Also

For more information about using this API in one of the language-specific AWS SDKs, see the following:

- [AWS Command Line Interface](#)
- [AWS SDK for .NET](#)
- [AWS SDK for C++](#)
- [AWS SDK for Go v2](#)
- [AWS SDK for Java V2](#)
- [AWS SDK for JavaScript V3](#)
- [AWS SDK for PHP V3](#)

- [AWS SDK for Python](#)
- [AWS SDK for Ruby V3](#)

# ModifyVolumeAttribute

Modifies a volume attribute.

By default, all I/O operations for the volume are suspended when the data on the volume is determined to be potentially inconsistent, to prevent undetectable, latent data corruption. The I/O access to the volume can be resumed by first enabling I/O access and then checking the data consistency on your volume.

You can change the default behavior to resume I/O operations. We recommend that you change this only for boot volumes or for volumes that are stateless or disposable.

## Request Parameters

The following parameters are for this specific action. For more information about required and optional parameters that are common to all actions, see [Common Query Parameters](#).

### AutoEnableIO

Indicates whether the volume should be auto-enabled for I/O operations.

Type: [AttributeBooleanValue](#) object

Required: No

### DryRun

Checks whether you have the required permissions for the action, without actually making the request, and provides an error response. If you have the required permissions, the error response is `DryRunOperation`. Otherwise, it is `UnauthorizedOperation`.

Type: Boolean

Required: No

### VolumeId

The ID of the volume.

Type: String

Required: Yes

## Response Elements

The following elements are returned by the service.

### **requestId**

The ID of the request.

Type: String

### **return**

Is true if the request succeeds, and an error otherwise.

Type: Boolean

## Errors

For information about the errors that are common to all actions, see [Common client error codes](#).

## Examples

### Example

This example modifies the attribute of the volume vol-1234567890abcdef0.

### Sample Request

```
https://ec2.amazonaws.com/?Action=ModifyVolumeAttribute
&VolumeId=vol-1234567890abcdef0
&AutoEnableIO.Value=true
&AUTHPARAMS
```

### Sample Response

```
<ModifyVolumeAttributeResponse xmlns="http://ec2.amazonaws.com/doc/2016-11-15/">
  <requestId>5jkdf074-37ed-4004-8671-a78ee82bf1cbEXAMPLE</requestId>
  <return>true</return>
</ModifyVolumeAttributeResponse>
```



## See Also

For more information about using this API in one of the language-specific AWS SDKs, see the following:

- [AWS Command Line Interface](#)
- [AWS SDK for .NET](#)
- [AWS SDK for C++](#)
- [AWS SDK for Go v2](#)
- [AWS SDK for Java V2](#)
- [AWS SDK for JavaScript V3](#)
- [AWS SDK for PHP V3](#)
- [AWS SDK for Python](#)
- [AWS SDK for Ruby V3](#)

# ModifyVpcAttribute

Modifies the specified attribute of the specified VPC.

## Request Parameters

The following parameters are for this specific action. For more information about required and optional parameters that are common to all actions, see [Common Query Parameters](#).

### EnableDnsHostnames

Indicates whether the instances launched in the VPC get DNS hostnames. If enabled, instances in the VPC get DNS hostnames; otherwise, they do not.

You cannot modify the DNS resolution and DNS hostnames attributes in the same request. Use separate requests for each attribute. You can only enable DNS hostnames if you've enabled DNS support.

Type: [AttributeBooleanValue](#) object

Required: No

### EnableDnsSupport

Indicates whether the DNS resolution is supported for the VPC. If enabled, queries to the Amazon provided DNS server at the 169.254.169.253 IP address, or the reserved IP address at the base of the VPC network range "plus two" succeed. If disabled, the Amazon provided DNS service in the VPC that resolves public DNS hostnames to IP addresses is not enabled.

You cannot modify the DNS resolution and DNS hostnames attributes in the same request. Use separate requests for each attribute.

Type: [AttributeBooleanValue](#) object

Required: No

### EnableNetworkAddressUsageMetrics

Indicates whether Network Address Usage metrics are enabled for your VPC.

Type: [AttributeBooleanValue](#) object

Required: No

## VpcId

The ID of the VPC.

Type: String

Required: Yes

## Response Elements

The following elements are returned by the service.

### requestId

The ID of the request.

Type: String

### return

Is `true` if the request succeeds, and an error otherwise.

Type: Boolean

## Errors

For information about the errors that are common to all actions, see [Common client error codes](#).

## Examples

### Example

This example disables support for DNS hostnames in the specified VPC.

### Sample Request

```
https://ec2.amazonaws.com/?Action=ModifyVpcAttribute
&VpcId=vpc-1a2b3c4d
&EnableDnsHostnames.Value=false
&AUTHPARAMS
```

## Sample Response

```
<ModifyVpcAttributeResponse xmlns="http://ec2.amazonaws.com/doc/2016-11-15/">
  <requestId>d742de94-5f3e-4c3d-b6d4-440cexample</requestId>
  <return>>true</return>
</ModifyVpcAttributeResponse>
```

## See Also

For more information about using this API in one of the language-specific AWS SDKs, see the following:

- [AWS Command Line Interface](#)
- [AWS SDK for .NET](#)
- [AWS SDK for C++](#)
- [AWS SDK for Go v2](#)
- [AWS SDK for Java V2](#)
- [AWS SDK for JavaScript V3](#)
- [AWS SDK for PHP V3](#)
- [AWS SDK for Python](#)
- [AWS SDK for Ruby V3](#)

# ModifyVpcEndpoint

Modifies attributes of a specified VPC endpoint. The attributes that you can modify depend on the type of VPC endpoint (interface, gateway, or Gateway Load Balancer). For more information, see the [AWS PrivateLink Guide](#).

## Request Parameters

The following parameters are for this specific action. For more information about required and optional parameters that are common to all actions, see [Common Query Parameters](#).

### AddRouteTableId.N

(Gateway endpoint) The IDs of the route tables to associate with the endpoint.

Type: Array of strings

Required: No

### AddSecurityGroupId.N

(Interface endpoint) The IDs of the security groups to associate with the endpoint network interfaces.

Type: Array of strings

Required: No

### AddSubnetId.N

(Interface and Gateway Load Balancer endpoints) The IDs of the subnets in which to serve the endpoint. For a Gateway Load Balancer endpoint, you can specify only one subnet.

Type: Array of strings

Required: No

### DnsOptions

The DNS options for the endpoint.

Type: [DnsOptionsSpecification](#) object

Required: No

## DryRun

Checks whether you have the required permissions for the action, without actually making the request, and provides an error response. If you have the required permissions, the error response is `DryRunOperation`. Otherwise, it is `UnauthorizedOperation`.

Type: Boolean

Required: No

## IpAddressType

The IP address type for the endpoint.

Type: String

Valid Values: `ipv4` | `dualstack` | `ipv6`

Required: No

## PolicyDocument

(Interface and gateway endpoints) A policy to attach to the endpoint that controls access to the service. The policy must be in valid JSON format.

Type: String

Required: No

## PrivateDnsEnabled

(Interface endpoint) Indicates whether a private hosted zone is associated with the VPC.

Type: Boolean

Required: No

## RemoveRouteTableId.N

(Gateway endpoint) The IDs of the route tables to disassociate from the endpoint.

Type: Array of strings

Required: No

## **RemoveSecurityGroupIds.N**

(Interface endpoint) The IDs of the security groups to disassociate from the endpoint network interfaces.

Type: Array of strings

Required: No

## **RemoveSubnetIds.N**

(Interface endpoint) The IDs of the subnets from which to remove the endpoint.

Type: Array of strings

Required: No

## **ResetPolicy**

(Gateway endpoint) Specify `true` to reset the policy document to the default policy. The default policy allows full access to the service.

Type: Boolean

Required: No

## **SubnetConfiguration.N**

The subnet configurations for the endpoint.

Type: Array of [SubnetConfiguration](#) objects

Required: No

## **VpcEndpointId**

The ID of the endpoint.

Type: String

Required: Yes

## **Response Elements**

The following elements are returned by the service.

## requestId

The ID of the request.

Type: String

## return

Returns `true` if the request succeeds; otherwise, it returns an error.

Type: Boolean

## Errors

For information about the errors that are common to all actions, see [Common client error codes](#).

## Examples

### Example 1

This example modifies gateway endpoint `vpce-1a2b3c4d` by associating route table `rtb-aaa222bb` with the endpoint, and resetting the policy document.

### Sample Request

```
https://ec2.amazonaws.com/?Action=ModifyVpcEndpoint
&VpcEndpointId=vpce-1a2b3c4d
&ResetPolicy=true
&AddRouteTableId.1=rtb-aaa222bb
&AUTHPARAMS
```

### Sample Response

```
<ModifyVpcEndpointResponse xmlns="http://ec2.amazonaws.com/doc/2016-11-15/">
  <return>true</return>
  <requestId>125acea6-ba5c-4c6e-8e17-example</requestId>
</ModifyVpcEndpointResponse>
```

### Example 2

This example modifies interface endpoint `vpce-0fe5b17a0707d6fa5` by adding subnet `subnet-d6fcaa8d` to the endpoint.



## Sample Request

```
https://ec2.amazonaws.com/?Action=ModifyVpcEndpoint
&VpcEndpointId=vpce-0fe5b17a0707d6fa5
&AddSubnetId.1=subnet-d6fcaa8db
&AUTHPARAMS
```

## See Also

For more information about using this API in one of the language-specific AWS SDKs, see the following:

- [AWS Command Line Interface](#)
- [AWS SDK for .NET](#)
- [AWS SDK for C++](#)
- [AWS SDK for Go v2](#)
- [AWS SDK for Java V2](#)
- [AWS SDK for JavaScript V3](#)
- [AWS SDK for PHP V3](#)
- [AWS SDK for Python](#)
- [AWS SDK for Ruby V3](#)

# ModifyVpcEndpointConnectionNotification

Modifies a connection notification for VPC endpoint or VPC endpoint service. You can change the SNS topic for the notification, or the events for which to be notified.

## Request Parameters

The following parameters are for this specific action. For more information about required and optional parameters that are common to all actions, see [Common Query Parameters](#).

### ConnectionEvents.N

The events for the endpoint. Valid values are Accept, Connect, Delete, and Reject.

Type: Array of strings

Required: No

### ConnectionNotificationArn

The ARN for the SNS topic for the notification.

Type: String

Required: No

### ConnectionNotificationId

The ID of the notification.

Type: String

Required: Yes

### DryRun

Checks whether you have the required permissions for the action, without actually making the request, and provides an error response. If you have the required permissions, the error response is `DryRunOperation`. Otherwise, it is `UnauthorizedOperation`.

Type: Boolean

Required: No

## Response Elements

The following elements are returned by the service.

### **requestId**

The ID of the request.

Type: String

### **return**

Returns `true` if the request succeeds; otherwise, it returns an error.

Type: Boolean

## Errors

For information about the errors that are common to all actions, see [Common client error codes](#).

## Examples

### Example

The following example modifies notification `vpce-nfn-abccb952bc8af7123` by modifying the endpoint events and the SNS topic ARN.

### Sample Request

```
https://ec2.amazonaws.com/?Action=ModifyVpcEndpointConnectionNotification
&ConnectionNotificationId=vpce-nfn-abccb952bc8af7123
&ConnectionNotificationArn=arn:aws:sns:us-east-1:123456789012:mytopic
&ConnectionEvents.1=Accept
&ConnectionEvents.2=Reject
&AUTHPARAMS
```

### Sample Response

```
<ModifyVpcEndpointConnectionNotificationResponse xmlns="http://ec2.amazonaws.com/doc/2016-11-15/">
  <requestId>08d80840-f750-42db-a6f8-2cd32example</requestId>
```

```
<return>true</return>
</ModifyVpcEndpointConnectionNotificationResponse>
```

## See Also

For more information about using this API in one of the language-specific AWS SDKs, see the following:

- [AWS Command Line Interface](#)
- [AWS SDK for .NET](#)
- [AWS SDK for C++](#)
- [AWS SDK for Go v2](#)
- [AWS SDK for Java V2](#)
- [AWS SDK for JavaScript V3](#)
- [AWS SDK for PHP V3](#)
- [AWS SDK for Python](#)
- [AWS SDK for Ruby V3](#)

# ModifyVpcEndpointServiceConfiguration

Modifies the attributes of your VPC endpoint service configuration. You can change the Network Load Balancers or Gateway Load Balancers for your service, and you can specify whether acceptance is required for requests to connect to your endpoint service through an interface VPC endpoint.

If you set or modify the private DNS name, you must prove that you own the private DNS domain name.

## Request Parameters

The following parameters are for this specific action. For more information about required and optional parameters that are common to all actions, see [Common Query Parameters](#).

### AcceptanceRequired

Indicates whether requests to create an endpoint to your service must be accepted.

Type: Boolean

Required: No

### AddGatewayLoadBalancerArn.N

The Amazon Resource Names (ARNs) of Gateway Load Balancers to add to your service configuration.

Type: Array of strings

Required: No

### AddNetworkLoadBalancerArn.N

The Amazon Resource Names (ARNs) of Network Load Balancers to add to your service configuration.

Type: Array of strings

Required: No

### AddSupportedIpAddressType.N

The IP address types to add to your service configuration.

Type: Array of strings

Required: No

### **DryRun**

Checks whether you have the required permissions for the action, without actually making the request, and provides an error response. If you have the required permissions, the error response is `DryRunOperation`. Otherwise, it is `UnauthorizedOperation`.

Type: Boolean

Required: No

### **PrivateDnsName**

(Interface endpoint configuration) The private DNS name to assign to the endpoint service.

Type: String

Required: No

### **RemoveGatewayLoadBalancerArn.N**

The Amazon Resource Names (ARNs) of Gateway Load Balancers to remove from your service configuration.

Type: Array of strings

Required: No

### **RemoveNetworkLoadBalancerArn.N**

The Amazon Resource Names (ARNs) of Network Load Balancers to remove from your service configuration.

Type: Array of strings

Required: No

### **RemovePrivateDnsName**

(Interface endpoint configuration) Removes the private DNS name of the endpoint service.

Type: Boolean

Required: No

## RemoveSupportedIpAddressType.N

The IP address types to remove from your service configuration.

Type: Array of strings

Required: No

## ServiceId

The ID of the service.

Type: String

Required: Yes

## Response Elements

The following elements are returned by the service.

### requestId

The ID of the request.

Type: String

### return

Returns `true` if the request succeeds; otherwise, it returns an error.

Type: Boolean

## Errors

For information about the errors that are common to all actions, see [Common client error codes](#).

## Examples

### Example

This example modifies service configuration `vpce-svc-03d5ebb7d9579a2b3` to specify that acceptance is required for interface VPC endpoint connection requests to the service, and to assign a private DNS name to the endpoint service.

## Sample Request

```
https://ec2.amazonaws.com/?Action=ModifyVpcEndpointServiceConfiguration
&ServiceId=vpce-svc-03d5ebb7d9579a2b3
&AcceptanceRequired=true
&PrivateDnsName=myexampleservice.com
&AUTHPARAMS
```

## Sample Response

```
<ModifyVpcEndpointServiceConfigurationResponse xmlns="http://ec2.amazonaws.com/
doc/2016-11-15/">
  <requestId>08d80840-f750-42db-a6f8-2cd32example</requestId>
  <return>true</return>
</ModifyVpcEndpointServiceConfigurationResponse>
```

## See Also

For more information about using this API in one of the language-specific AWS SDKs, see the following:

- [AWS Command Line Interface](#)
- [AWS SDK for .NET](#)
- [AWS SDK for C++](#)
- [AWS SDK for Go v2](#)
- [AWS SDK for Java V2](#)
- [AWS SDK for JavaScript V3](#)
- [AWS SDK for PHP V3](#)
- [AWS SDK for Python](#)
- [AWS SDK for Ruby V3](#)



# ModifyVpcEndpointServicePayerResponsibility

Modifies the payer responsibility for your VPC endpoint service.

## Request Parameters

The following parameters are for this specific action. For more information about required and optional parameters that are common to all actions, see [Common Query Parameters](#).

### DryRun

Checks whether you have the required permissions for the action, without actually making the request, and provides an error response. If you have the required permissions, the error response is `DryRunOperation`. Otherwise, it is `UnauthorizedOperation`.

Type: Boolean

Required: No

### PayerResponsibility

The entity that is responsible for the endpoint costs. The default is the endpoint owner. If you set the payer responsibility to the service owner, you cannot set it back to the endpoint owner.

Type: String

Valid Values: `ServiceOwner`

Required: Yes

### ServiceId

The ID of the service.

Type: String

Required: Yes

## Response Elements

The following elements are returned by the service.

## requestId

The ID of the request.

Type: String

## return

Returns `true` if the request succeeds; otherwise, it returns an error.

Type: Boolean

## Errors

For information about the errors that are common to all actions, see [Common client error codes](#).

## See Also

For more information about using this API in one of the language-specific AWS SDKs, see the following:

- [AWS Command Line Interface](#)
- [AWS SDK for .NET](#)
- [AWS SDK for C++](#)
- [AWS SDK for Go v2](#)
- [AWS SDK for Java V2](#)
- [AWS SDK for JavaScript V3](#)
- [AWS SDK for PHP V3](#)
- [AWS SDK for Python](#)
- [AWS SDK for Ruby V3](#)

# ModifyVpcEndpointServicePermissions

Modifies the permissions for your VPC endpoint service. You can add or remove permissions for service consumers (AWS accounts, users, and IAM roles) to connect to your endpoint service.

If you grant permissions to all principals, the service is public. Any users who know the name of a public service can send a request to attach an endpoint. If the service does not require manual approval, attachments are automatically approved.

## Request Parameters

The following parameters are for this specific action. For more information about required and optional parameters that are common to all actions, see [Common Query Parameters](#).

### AddAllowedPrincipals.N

The Amazon Resource Names (ARN) of the principals. Permissions are granted to the principals in this list. To grant permissions to all principals, specify an asterisk (\*).

Type: Array of strings

Required: No

### DryRun

Checks whether you have the required permissions for the action, without actually making the request, and provides an error response. If you have the required permissions, the error response is `DryRunOperation`. Otherwise, it is `UnauthorizedOperation`.

Type: Boolean

Required: No

### RemoveAllowedPrincipals.N

The Amazon Resource Names (ARN) of the principals. Permissions are revoked for principals in this list.

Type: Array of strings

Required: No

### ServiceId

The ID of the service.

Type: String

Required: Yes

## Response Elements

The following elements are returned by the service.

### **addedPrincipalSet**

Information about the added principals.

Type: Array of [AddedPrincipal](#) objects

### **requestId**

The ID of the request.

Type: String

### **return**

Returns `true` if the request succeeds; otherwise, it returns an error.

Type: Boolean

## Errors

For information about the errors that are common to all actions, see [Common client error codes](#).

## Examples

### Example

This example permits all principals in AWS account 123456789012 to connect to your endpoint service `vpce-svc-03d5ebb7d9579a2b3`.

### Sample Request

```
https://ec2.amazonaws.com/?Action=ModifyVpcEndpointServicePermissions
&ServiceId=vpce-svc-03d5ebb7d9579a2b3
&AddAllowedPrincipals.1=arn:aws:iam::123456789012:root
```

&AUTHPARAMS

## Sample Response

```
<ModifyVpcEndpointServicePermissionsResponse xmlns="http://ec2.amazonaws.com/doc/2016-11-15/">
  <requestId>08d80840-f750-42db-a6f8-2cd32example</requestId>
  <return>true</return>
</ModifyVpcEndpointServicePermissionsResponse>
```

## See Also

For more information about using this API in one of the language-specific AWS SDKs, see the following:

- [AWS Command Line Interface](#)
- [AWS SDK for .NET](#)
- [AWS SDK for C++](#)
- [AWS SDK for Go v2](#)
- [AWS SDK for Java V2](#)
- [AWS SDK for JavaScript V3](#)
- [AWS SDK for PHP V3](#)
- [AWS SDK for Python](#)
- [AWS SDK for Ruby V3](#)

# ModifyVpcPeeringConnectionOptions

Modifies the VPC peering connection options on one side of a VPC peering connection.

If the peered VPCs are in the same AWS account, you can enable DNS resolution for queries from the local VPC. This ensures that queries from the local VPC resolve to private IP addresses in the peer VPC. This option is not available if the peered VPCs are in different AWS accounts or different Regions. For peered VPCs in different AWS accounts, each AWS account owner must initiate a separate request to modify the peering connection options. For inter-region peering connections, you must use the Region for the requester VPC to modify the requester VPC peering options and the Region for the acceptor VPC to modify the acceptor VPC peering options. To verify which VPCs are the acceptor and the requester for a VPC peering connection, use the [DescribeVpcPeeringConnections](#) command.

## Request Parameters

The following parameters are for this specific action. For more information about required and optional parameters that are common to all actions, see [Common Query Parameters](#).

### AcceptorPeeringConnectionOptions

The VPC peering connection options for the acceptor VPC.

Type: [PeeringConnectionOptionsRequest](#) object

Required: No

### DryRun

Checks whether you have the required permissions for the action, without actually making the request, and provides an error response. If you have the required permissions, the error response is `DryRunOperation`. Otherwise, it is `UnauthorizedOperation`.

Type: Boolean

Required: No

### RequesterPeeringConnectionOptions

The VPC peering connection options for the requester VPC.

Type: [PeeringConnectionOptionsRequest](#) object

Required: No

### **VpcPeeringConnectionId**

The ID of the VPC peering connection.

Type: String

Required: Yes

## **Response Elements**

The following elements are returned by the service.

### **accepterPeeringConnectionOptions**

Information about the VPC peering connection options for the accepter VPC.

Type: [PeeringConnectionOptions](#) object

### **requesterPeeringConnectionOptions**

Information about the VPC peering connection options for the requester VPC.

Type: [PeeringConnectionOptions](#) object

### **requestId**

The ID of the request.

Type: String

## **Errors**

For information about the errors that are common to all actions, see [Common client error codes](#).

## **Examples**

### **Example**

In this example, you want the public DNS hostnames of your instances in your VPC to resolve to private IP addresses when queried from instances in the peer VPC. You were the accepter of the VPC peering connection, therefore you modify the accepter VPC peering connection options.

## Sample Request

```
https://ec2.amazonaws.com/?Action=ModifyVpcPeeringConnectionOptions
&VpcPeeringConnectionId=pcx-1a2b3c4d
&AccepterPeeringConnectionOptions.AllowDnsResolutionFromRemoteVpc=true
&AUTHPARAMS
```

## Sample Response

```
<ModifyVpcPeeringConnectionOptionsResponse xmlns="http://ec2.amazonaws.com/
doc/2016-11-15/">
  <requestId>f5131846-7920-4359-b565-example</requestId>
  <accepterPeeringConnectionOptions>
    <allowDnsResolutionFromRemoteVpc>true</allowDnsResolutionFromRemoteVpc>
  </accepterPeeringConnectionOptions>
</ModifyVpcPeeringConnectionOptionsResponse>
```

## See Also

For more information about using this API in one of the language-specific AWS SDKs, see the following:

- [AWS Command Line Interface](#)
- [AWS SDK for .NET](#)
- [AWS SDK for C++](#)
- [AWS SDK for Go v2](#)
- [AWS SDK for Java V2](#)
- [AWS SDK for JavaScript V3](#)
- [AWS SDK for PHP V3](#)
- [AWS SDK for Python](#)
- [AWS SDK for Ruby V3](#)



# ModifyVpcTenancy

Modifies the instance tenancy attribute of the specified VPC. You can change the instance tenancy attribute of a VPC to `default` only. You cannot change the instance tenancy attribute to `dedicated`.

After you modify the tenancy of the VPC, any new instances that you launch into the VPC have a tenancy of `default`, unless you specify otherwise during launch. The tenancy of any existing instances in the VPC is not affected.

For more information, see [Dedicated Instances](#) in the *Amazon EC2 User Guide*.

## Request Parameters

The following parameters are for this specific action. For more information about required and optional parameters that are common to all actions, see [Common Query Parameters](#).

### DryRun

Checks whether you have the required permissions for the action, without actually making the request, and provides an error response. If you have the required permissions, the error response is `DryRunOperation`. Otherwise, it is `UnauthorizedOperation`.

Type: Boolean

Required: No

### InstanceTenancy

The instance tenancy attribute for the VPC.

Type: String

Valid Values: `default`

Required: Yes

### VpcId

The ID of the VPC.

Type: String

Required: Yes

## Response Elements

The following elements are returned by the service.

### **requestId**

The ID of the request.

Type: String

### **return**

Returns `true` if the request succeeds; otherwise, returns an error.

Type: Boolean

## Errors

For information about the errors that are common to all actions, see [Common client error codes](#).

## Examples

### Example

This example modifies the tenancy of `vpc-1a2b3c4d` to `default`.

### Sample Request

```
https://ec2.amazonaws.com/?Action=ModifyVpcTenancy
&VpcId=vpc-1a2b3c4d
&InstanceTenancy=default
&AUTHPARAMS
```

### Sample Response

```
<ModifyVpcTenancyResponse xmlns="http://ec2.amazonaws.com/doc/2016-11-15/">
  <return>true</return>
  <requestId>125acea6-ba5c-4c6e-8e17-example</requestId>
```

```
</ModifyVpcTenancyResponse>
```

## See Also

For more information about using this API in one of the language-specific AWS SDKs, see the following:

- [AWS Command Line Interface](#)
- [AWS SDK for .NET](#)
- [AWS SDK for C++](#)
- [AWS SDK for Go v2](#)
- [AWS SDK for Java V2](#)
- [AWS SDK for JavaScript V3](#)
- [AWS SDK for PHP V3](#)
- [AWS SDK for Python](#)
- [AWS SDK for Ruby V3](#)

# ModifyVpnConnection

Modifies the customer gateway or the target gateway of an AWS Site-to-Site VPN connection. To modify the target gateway, the following migration options are available:

- An existing virtual private gateway to a new virtual private gateway
- An existing virtual private gateway to a transit gateway
- An existing transit gateway to a new transit gateway
- An existing transit gateway to a virtual private gateway

Before you perform the migration to the new gateway, you must configure the new gateway. Use [CreateVpnGateway](#) to create a virtual private gateway, or [CreateTransitGateway](#) to create a transit gateway.

This step is required when you migrate from a virtual private gateway with static routes to a transit gateway.

You must delete the static routes before you migrate to the new gateway.

Keep a copy of the static route before you delete it. You will need to add back these routes to the transit gateway after the VPN connection migration is complete.

After you migrate to the new gateway, you might need to modify your VPC route table. Use [CreateRoute](#) and [DeleteRoute](#) to make the changes described in [Update VPC route tables](#) in the *AWS Site-to-Site VPN User Guide*.

When the new gateway is a transit gateway, modify the transit gateway route table to allow traffic between the VPC and the AWS Site-to-Site VPN connection. Use [CreateTransitGatewayRoute](#) to add the routes.

If you deleted VPN static routes, you must add the static routes to the transit gateway route table.

After you perform this operation, the VPN endpoint's IP addresses on the AWS side and the tunnel options remain intact. Your AWS Site-to-Site VPN connection will be temporarily unavailable for a brief period while we provision the new endpoints.

## Request Parameters

The following parameters are for this specific action. For more information about required and optional parameters that are common to all actions, see [Common Query Parameters](#).

## CustomerGatewayId

The ID of the customer gateway at your end of the VPN connection.

Type: String

Required: No

## DryRun

Checks whether you have the required permissions for the action, without actually making the request, and provides an error response. If you have the required permissions, the error response is `DryRunOperation`. Otherwise, it is `UnauthorizedOperation`.

Type: Boolean

Required: No

## TransitGatewayId

The ID of the transit gateway.

Type: String

Required: No

## VpnConnectionId

The ID of the VPN connection.

Type: String

Required: Yes

## VpnGatewayId

The ID of the virtual private gateway at the AWS side of the VPN connection.

Type: String

Required: No

## Response Elements

The following elements are returned by the service.

## requestId

The ID of the request.

Type: String

## vpnConnection

Information about the VPN connection.

Type: [VpnConnection](#) object

## Errors

For information about the errors that are common to all actions, see [Common client error codes](#).

## See Also

For more information about using this API in one of the language-specific AWS SDKs, see the following:

- [AWS Command Line Interface](#)
- [AWS SDK for .NET](#)
- [AWS SDK for C++](#)
- [AWS SDK for Go v2](#)
- [AWS SDK for Java V2](#)
- [AWS SDK for JavaScript V3](#)
- [AWS SDK for PHP V3](#)
- [AWS SDK for Python](#)
- [AWS SDK for Ruby V3](#)

# ModifyVpnConnectionOptions

Modifies the connection options for your Site-to-Site VPN connection.

When you modify the VPN connection options, the VPN endpoint IP addresses on the AWS side do not change, and the tunnel options do not change. Your VPN connection will be temporarily unavailable for a brief period while the VPN connection is updated.

## Request Parameters

The following parameters are for this specific action. For more information about required and optional parameters that are common to all actions, see [Common Query Parameters](#).

### DryRun

Checks whether you have the required permissions for the action, without actually making the request, and provides an error response. If you have the required permissions, the error response is `DryRunOperation`. Otherwise, it is `UnauthorizedOperation`.

Type: Boolean

Required: No

### LocalIpv4NetworkCidr

The IPv4 CIDR on the customer gateway (on-premises) side of the VPN connection.

Default: `0.0.0.0/0`

Type: String

Required: No

### LocalIpv6NetworkCidr

The IPv6 CIDR on the customer gateway (on-premises) side of the VPN connection.

Default: `::/0`

Type: String

Required: No

## RemoteIpv4NetworkCidr

The IPv4 CIDR on the AWS side of the VPN connection.

Default: 0.0.0.0/0

Type: String

Required: No

## RemoteIpv6NetworkCidr

The IPv6 CIDR on the AWS side of the VPN connection.

Default: ::/0

Type: String

Required: No

## VpnConnectionId

The ID of the Site-to-Site VPN connection.

Type: String

Required: Yes

## Response Elements

The following elements are returned by the service.

### requestId

The ID of the request.

Type: String

### vpnConnection

Information about the VPN connection.

Type: [VpnConnection](#) object



## Errors

For information about the errors that are common to all actions, see [Common client error codes](#).

## See Also

For more information about using this API in one of the language-specific AWS SDKs, see the following:

- [AWS Command Line Interface](#)
- [AWS SDK for .NET](#)
- [AWS SDK for C++](#)
- [AWS SDK for Go v2](#)
- [AWS SDK for Java V2](#)
- [AWS SDK for JavaScript V3](#)
- [AWS SDK for PHP V3](#)
- [AWS SDK for Python](#)
- [AWS SDK for Ruby V3](#)

# ModifyVpnTunnelCertificate

Modifies the VPN tunnel endpoint certificate.

## Request Parameters

The following parameters are for this specific action. For more information about required and optional parameters that are common to all actions, see [Common Query Parameters](#).

### DryRun

Checks whether you have the required permissions for the action, without actually making the request, and provides an error response. If you have the required permissions, the error response is `DryRunOperation`. Otherwise, it is `UnauthorizedOperation`.

Type: Boolean

Required: No

### VpnConnectionId

The ID of the AWS Site-to-Site VPN connection.

Type: String

Required: Yes

### VpnTunnelOutsideIpAddress

The external IP address of the VPN tunnel.

Type: String

Required: Yes

## Response Elements

The following elements are returned by the service.

### requestId

The ID of the request.

Type: String

## **vpnConnection**

Information about the VPN connection.

Type: [VpnConnection](#) object

## **Errors**

For information about the errors that are common to all actions, see [Common client error codes](#).

## **See Also**

For more information about using this API in one of the language-specific AWS SDKs, see the following:

- [AWS Command Line Interface](#)
- [AWS SDK for .NET](#)
- [AWS SDK for C++](#)
- [AWS SDK for Go v2](#)
- [AWS SDK for Java V2](#)
- [AWS SDK for JavaScript V3](#)
- [AWS SDK for PHP V3](#)
- [AWS SDK for Python](#)
- [AWS SDK for Ruby V3](#)

# ModifyVpnTunnelOptions

Modifies the options for a VPN tunnel in an AWS Site-to-Site VPN connection. You can modify multiple options for a tunnel in a single request, but you can only modify one tunnel at a time. For more information, see [Site-to-Site VPN tunnel options for your Site-to-Site VPN connection](#) in the *AWS Site-to-Site VPN User Guide*.

## Request Parameters

The following parameters are for this specific action. For more information about required and optional parameters that are common to all actions, see [Common Query Parameters](#).

### DryRun

Checks whether you have the required permissions for the action, without actually making the request, and provides an error response. If you have the required permissions, the error response is `DryRunOperation`. Otherwise, it is `UnauthorizedOperation`.

Type: Boolean

Required: No

### SkipTunnelReplacement

Choose whether or not to trigger immediate tunnel replacement. This is only applicable when turning on or off `EnableTunnelLifecycleControl`.

Valid values: True | False

Type: Boolean

Required: No

### TunnelOptions

The tunnel options to modify.

Type: [ModifyVpnTunnelOptionsSpecification](#) object

Required: Yes

### VpnConnectionId

The ID of the AWS Site-to-Site VPN connection.

Type: String

Required: Yes

### **VpnTunnelOutsideIpAddress**

The external IP address of the VPN tunnel.

Type: String

Required: Yes

## **Response Elements**

The following elements are returned by the service.

### **requestId**

The ID of the request.

Type: String

### **vpnConnection**

Information about the VPN connection.

Type: [VpnConnection](#) object

## **Errors**

For information about the errors that are common to all actions, see [Common client error codes](#).

## **See Also**

For more information about using this API in one of the language-specific AWS SDKs, see the following:

- [AWS Command Line Interface](#)
- [AWS SDK for .NET](#)
- [AWS SDK for C++](#)
- [AWS SDK for Go v2](#)

- [AWS SDK for Java V2](#)
- [AWS SDK for JavaScript V3](#)
- [AWS SDK for PHP V3](#)
- [AWS SDK for Python](#)
- [AWS SDK for Ruby V3](#)

## MonitorInstances

Enables detailed monitoring for a running instance. Otherwise, basic monitoring is enabled. For more information, see [Monitor your instances using CloudWatch](#) in the *Amazon EC2 User Guide*.

To disable detailed monitoring, see [UnmonitorInstances](#).

## Request Parameters

The following parameters are for this specific action. For more information about required and optional parameters that are common to all actions, see [Common Query Parameters](#).

### DryRun

Checks whether you have the required permissions for the action, without actually making the request, and provides an error response. If you have the required permissions, the error response is `DryRunOperation`. Otherwise, it is `UnauthorizedOperation`.

Type: Boolean

Required: No

### InstanceIds.N

The IDs of the instances.

Type: Array of strings

Required: Yes

## Response Elements

The following elements are returned by the service.

### instancesSet

The monitoring information.

Type: Array of [InstanceMonitoring](#) objects

### requestId

The ID of the request.

Type: String

## Errors

For information about the errors that are common to all actions, see [Common client error codes](#).

## Examples

### Example

This example enables detailed monitoring for the specified two instances.

### Sample Request

```
https://ec2.amazonaws.com/?Action=MonitorInstances
&InstanceId.1=i-1234567890abcdef0
&InstanceId.2=i-0598c7d356eba48d7
&AUTHPARAMS
```

### Sample Response

```
<MonitorInstancesResponse xmlns="http://ec2.amazonaws.com/doc/2016-11-15/">
  <requestId>59dbff89-35bd-4eac-99ed-be587EXAMPLE</requestId>
  <instancesSet>
    <item>
      <instanceId>i-1234567890abcdef0</instanceId>
      <monitoring>
        <state>pending</state>
      </monitoring>
    </item>
    <item>
      <instanceId>i-0598c7d356eba48d7</instanceId>
      <monitoring>
        <state>pending</state>
      </monitoring>
    </item>
  </instancesSet>
</MonitorInstancesResponse>
```



## See Also

For more information about using this API in one of the language-specific AWS SDKs, see the following:

- [AWS Command Line Interface](#)
- [AWS SDK for .NET](#)
- [AWS SDK for C++](#)
- [AWS SDK for Go v2](#)
- [AWS SDK for Java V2](#)
- [AWS SDK for JavaScript V3](#)
- [AWS SDK for PHP V3](#)
- [AWS SDK for Python](#)
- [AWS SDK for Ruby V3](#)

# MoveAddressToVpc

**Note**

This action is deprecated.

Moves an Elastic IP address from the EC2-Classic platform to the EC2-VPC platform. The Elastic IP address must be allocated to your account for more than 24 hours, and it must not be associated with an instance. After the Elastic IP address is moved, it is no longer available for use in the EC2-Classic platform, unless you move it back using the [RestoreAddressToClassic](#) request. You cannot move an Elastic IP address that was originally allocated for use in the EC2-VPC platform to the EC2-Classic platform.

## Request Parameters

The following parameters are for this specific action. For more information about required and optional parameters that are common to all actions, see [Common Query Parameters](#).

### DryRun

Checks whether you have the required permissions for the action, without actually making the request, and provides an error response. If you have the required permissions, the error response is `DryRunOperation`. Otherwise, it is `UnauthorizedOperation`.

Type: Boolean

Required: No

### PublicIp

The Elastic IP address.

Type: String

Required: Yes

## Response Elements

The following elements are returned by the service.

## allocationId

The allocation ID for the Elastic IP address.

Type: String

## requestId

The ID of the request.

Type: String

## status

The status of the move of the IP address.

Type: String

Valid Values: `MoveInProgress` | `InVpc` | `InClassic`

## Errors

For information about the errors that are common to all actions, see [Common client error codes](#).

## See Also

For more information about using this API in one of the language-specific AWS SDKs, see the following:

- [AWS Command Line Interface](#)
- [AWS SDK for .NET](#)
- [AWS SDK for C++](#)
- [AWS SDK for Go v2](#)
- [AWS SDK for Java V2](#)
- [AWS SDK for JavaScript V3](#)
- [AWS SDK for PHP V3](#)
- [AWS SDK for Python](#)
- [AWS SDK for Ruby V3](#)

# MoveByoipCidrToIpam

Move a BYOIPv4 CIDR to IPAM from a public IPv4 pool.

If you already have a BYOIPv4 CIDR with AWS, you can move the CIDR to IPAM from a public IPv4 pool. You cannot move an IPv6 CIDR to IPAM. If you are bringing a new IP address to AWS for the first time, complete the steps in [Tutorial: BYOIP address CIDRs to IPAM](#).

## Request Parameters

The following parameters are for this specific action. For more information about required and optional parameters that are common to all actions, see [Common Query Parameters](#).

### Cidr

The BYOIP CIDR.

Type: String

Required: Yes

### DryRun

A check for whether you have the required permissions for the action without actually making the request and provides an error response. If you have the required permissions, the error response is `DryRunOperation`. Otherwise, it is `UnauthorizedOperation`.

Type: Boolean

Required: No

### IpamPoolId

The IPAM pool ID.

Type: String

Required: Yes

### IpamPoolOwner

The AWS account ID of the owner of the IPAM pool.

Type: String

Required: Yes

## Response Elements

The following elements are returned by the service.

### **byoipCidr**

The BYOIP CIDR.

Type: [ByoipCidr](#) object

### **requestId**

The ID of the request.

Type: String

## Errors

For information about the errors that are common to all actions, see [Common client error codes](#).

## See Also

For more information about using this API in one of the language-specific AWS SDKs, see the following:

- [AWS Command Line Interface](#)
- [AWS SDK for .NET](#)
- [AWS SDK for C++](#)
- [AWS SDK for Go v2](#)
- [AWS SDK for Java V2](#)
- [AWS SDK for JavaScript V3](#)
- [AWS SDK for PHP V3](#)
- [AWS SDK for Python](#)
- [AWS SDK for Ruby V3](#)

# MoveCapacityReservationInstances

Move available capacity from a source Capacity Reservation to a destination Capacity Reservation. The source Capacity Reservation and the destination Capacity Reservation must be active, owned by your AWS account, and share the following:

- Instance type
- Platform
- Availability Zone
- Tenancy
- Placement group
- Capacity Reservation end time - At specific time or Manually.

## Request Parameters

The following parameters are for this specific action. For more information about required and optional parameters that are common to all actions, see [Common Query Parameters](#).

### ClientToken

Unique, case-sensitive identifier that you provide to ensure the idempotency of the request. For more information, see [Ensure Idempotency](#).

Type: String

Required: No

### DestinationCapacityReservationId

The ID of the Capacity Reservation that you want to move capacity into.

Type: String

Required: Yes

### DryRun

Checks whether you have the required permissions for the action, without actually making the request, and provides an error response. If you have the required permissions, the error response is `DryRunOperation`. Otherwise, it is `UnauthorizedOperation`.

Type: Boolean

Required: No

### **InstanceCount**

The number of instances that you want to move from the source Capacity Reservation.

Type: Integer

Required: Yes

### **SourceCapacityReservationId**

The ID of the Capacity Reservation from which you want to move capacity.

Type: String

Required: Yes

## **Response Elements**

The following elements are returned by the service.

### **destinationCapacityReservation**

Information about the destination Capacity Reservation.

Type: [CapacityReservation](#) object

### **instanceCount**

The number of instances that were moved from the source Capacity Reservation to the destination Capacity Reservation.

Type: Integer

### **requestId**

The ID of the request.

Type: String

### **sourceCapacityReservation**

Information about the source Capacity Reservation.

Type: [CapacityReservation](#) object

## Errors

For information about the errors that are common to all actions, see [Common client error codes](#).

## See Also

For more information about using this API in one of the language-specific AWS SDKs, see the following:

- [AWS Command Line Interface](#)
- [AWS SDK for .NET](#)
- [AWS SDK for C++](#)
- [AWS SDK for Go v2](#)
- [AWS SDK for Java V2](#)
- [AWS SDK for JavaScript V3](#)
- [AWS SDK for PHP V3](#)
- [AWS SDK for Python](#)
- [AWS SDK for Ruby V3](#)



# ProvisionByoipCidr

Provisions an IPv4 or IPv6 address range for use with your AWS resources through bring your own IP addresses (BYOIP) and creates a corresponding address pool. After the address range is provisioned, it is ready to be advertised using [AdvertiseByoipCidr](#).

AWS verifies that you own the address range and are authorized to advertise it. You must ensure that the address range is registered to you and that you created an RPKI ROA to authorize Amazon ASNs 16509 and 14618 to advertise the address range. For more information, see [Bring your own IP addresses \(BYOIP\)](#) in the *Amazon EC2 User Guide*.

Provisioning an address range is an asynchronous operation, so the call returns immediately, but the address range is not ready to use until its status changes from `pending-provision` to `provisioned`. To monitor the status of an address range, use [DescribeByoipCidrs](#). To allocate an Elastic IP address from your IPv4 address pool, use [AllocateAddress](#) with either the specific address from the address pool or the ID of the address pool.

## Request Parameters

The following parameters are for this specific action. For more information about required and optional parameters that are common to all actions, see [Common Query Parameters](#).

### Cidr

The public IPv4 or IPv6 address range, in CIDR notation. The most specific IPv4 prefix that you can specify is /24. The most specific IPv6 address range that you can bring is /48 for CIDRs that are publicly advertisable and /56 for CIDRs that are not publicly advertisable. The address range cannot overlap with another address range that you've brought to this or another Region.

Type: String

Required: Yes

### CidrAuthorizationContext

A signed document that proves that you are authorized to bring the specified IP address range to Amazon using BYOIP.

Type: [CidrAuthorizationContext](#) object

Required: No

## Description

A description for the address range and the address pool.

Type: String

Required: No

## DryRun

Checks whether you have the required permissions for the action, without actually making the request, and provides an error response. If you have the required permissions, the error response is `DryRunOperation`. Otherwise, it is `UnauthorizedOperation`.

Type: Boolean

Required: No

## MultiRegion

Reserved.

Type: Boolean

Required: No

## NetworkBorderGroup

If you have [Local Zones](#) enabled, you can choose a network border group for Local Zones when you provision and advertise a BYOIPv4 CIDR. Choose the network border group carefully as the EIP and the AWS resource it is associated with must reside in the same network border group.

You can provision BYOIP address ranges to and advertise them in the following Local Zone network border groups:

- us-east-1-dfw-2
- us-west-2-lax-1
- us-west-2-phx-2

### Note

You cannot provision or advertise BYOIPv6 address ranges in Local Zones at this time.

Type: String

Required: No

### **PoolTagSpecification.N**

The tags to apply to the address pool.

Type: Array of [TagSpecification](#) objects

Required: No

### **PubliclyAdvertisable**

(IPv6 only) Indicate whether the address range will be publicly advertised to the internet.

Default: true

Type: Boolean

Required: No

## **Response Elements**

The following elements are returned by the service.

### **byoipCidr**

Information about the address range.

Type: [ByoipCidr](#) object

### **requestId**

The ID of the request.

Type: String

## **Errors**

For information about the errors that are common to all actions, see [Common client error codes](#).

## **See Also**

For more information about using this API in one of the language-specific AWS SDKs, see the following:

- [AWS Command Line Interface](#)
- [AWS SDK for .NET](#)
- [AWS SDK for C++](#)
- [AWS SDK for Go v2](#)
- [AWS SDK for Java V2](#)
- [AWS SDK for JavaScript V3](#)
- [AWS SDK for PHP V3](#)
- [AWS SDK for Python](#)
- [AWS SDK for Ruby V3](#)

# ProvisionIpamByoasn

Provisions your Autonomous System Number (ASN) for use in your AWS account. This action requires authorization context for Amazon to bring the ASN to an AWS account. For more information, see [Tutorial: Bring your ASN to IPAM](#) in the *Amazon VPC IPAM guide*.

## Request Parameters

The following parameters are for this specific action. For more information about required and optional parameters that are common to all actions, see [Common Query Parameters](#).

### Asn

A public 2-byte or 4-byte ASN.

Type: String

Required: Yes

### AsnAuthorizationContext

An ASN authorization context.

Type: [AsnAuthorizationContext](#) object

Required: Yes

### DryRun

Checks whether you have the required permissions for the action, without actually making the request, and provides an error response. If you have the required permissions, the error response is `DryRunOperation`. Otherwise, it is `UnauthorizedOperation`.

Type: Boolean

Required: No

### IpamId

An IPAM ID.

Type: String

Required: Yes

## Response Elements

The following elements are returned by the service.

### **byoasn**

An ASN and BYOIP CIDR association.

Type: [Byoasn](#) object

### **requestId**

The ID of the request.

Type: String

## Errors

For information about the errors that are common to all actions, see [Common client error codes](#).

## See Also

For more information about using this API in one of the language-specific AWS SDKs, see the following:

- [AWS Command Line Interface](#)
- [AWS SDK for .NET](#)
- [AWS SDK for C++](#)
- [AWS SDK for Go v2](#)
- [AWS SDK for Java V2](#)
- [AWS SDK for JavaScript V3](#)
- [AWS SDK for PHP V3](#)
- [AWS SDK for Python](#)
- [AWS SDK for Ruby V3](#)

# ProvisionIpamPoolCidr

Provision a CIDR to an IPAM pool. You can use this action to provision new CIDRs to a top-level pool or to transfer a CIDR from a top-level pool to a pool within it.

For more information, see [Provision CIDRs to pools](#) in the *Amazon VPC IPAM User Guide*.

## Request Parameters

The following parameters are for this specific action. For more information about required and optional parameters that are common to all actions, see [Common Query Parameters](#).

### Cidr

The CIDR you want to assign to the IPAM pool. Either "NetmaskLength" or "Cidr" is required. This value will be null if you specify "NetmaskLength" and will be filled in during the provisioning process.

Type: String

Required: No

### CidrAuthorizationContext

A signed document that proves that you are authorized to bring a specified IP address range to Amazon using BYOIP. This option only applies to IPv4 and IPv6 pools in the public scope.

Type: [IpamCidrAuthorizationContext](#) object

Required: No

### ClientToken

A unique, case-sensitive identifier that you provide to ensure the idempotency of the request. For more information, see [Ensuring idempotency](#).

Type: String

Required: No

### DryRun

A check for whether you have the required permissions for the action without actually making the request and provides an error response. If you have the required permissions, the error response is `DryRunOperation`. Otherwise, it is `UnauthorizedOperation`.

Type: Boolean

Required: No

### **IpamExternalResourceVerificationTokenId**

Verification token ID. This option only applies to IPv4 and IPv6 pools in the public scope.

Type: String

Required: No

### **IpamPoolId**

The ID of the IPAM pool to which you want to assign a CIDR.

Type: String

Required: Yes

### **NetmaskLength**

The netmask length of the CIDR you'd like to provision to a pool. Can be used for provisioning Amazon-provided IPv6 CIDRs to top-level pools and for provisioning CIDRs to pools with source pools. Cannot be used to provision BYOIP CIDRs to top-level pools. Either "NetmaskLength" or "Cidr" is required.

Type: Integer

Required: No

### **VerificationMethod**

The method for verifying control of a public IP address range. Defaults to `remarks-x509` if not specified. This option only applies to IPv4 and IPv6 pools in the public scope.

Type: String

Valid Values: `remarks-x509` | `dns-token`

Required: No

## **Response Elements**

The following elements are returned by the service.



## ipamPoolCidr

Information about the provisioned CIDR.

Type: [IpamPoolCidr](#) object

### requestId

The ID of the request.

Type: String

## Errors

For information about the errors that are common to all actions, see [Common client error codes](#).

## See Also

For more information about using this API in one of the language-specific AWS SDKs, see the following:

- [AWS Command Line Interface](#)
- [AWS SDK for .NET](#)
- [AWS SDK for C++](#)
- [AWS SDK for Go v2](#)
- [AWS SDK for Java V2](#)
- [AWS SDK for JavaScript V3](#)
- [AWS SDK for PHP V3](#)
- [AWS SDK for Python](#)
- [AWS SDK for Ruby V3](#)

# ProvisionPublicIpv4PoolCidr

Provision a CIDR to a public IPv4 pool.

For more information about IPAM, see [What is IPAM?](#) in the *Amazon VPC IPAM User Guide*.

## Request Parameters

The following parameters are for this specific action. For more information about required and optional parameters that are common to all actions, see [Common Query Parameters](#).

### DryRun

A check for whether you have the required permissions for the action without actually making the request and provides an error response. If you have the required permissions, the error response is `DryRunOperation`. Otherwise, it is `UnauthorizedOperation`.

Type: Boolean

Required: No

### IpamPoolId

The ID of the IPAM pool you would like to use to allocate this CIDR.

Type: String

Required: Yes

### NetmaskLength

The netmask length of the CIDR you would like to allocate to the public IPv4 pool. The least specific netmask length you can define is 24.

Type: Integer

Required: Yes

### NetworkBorderGroup

The Availability Zone (AZ) or Local Zone (LZ) network border group that the resource that the IP address is assigned to is in. Defaults to an AZ network border group. For more information on available Local Zones, see [Local Zone availability](#) in the *Amazon EC2 User Guide*.

Type: String

Required: No

### **PoolId**

The ID of the public IPv4 pool you would like to use for this CIDR.

Type: String

Required: Yes

## **Response Elements**

The following elements are returned by the service.

### **poolAddressRange**

Information about the address range of the public IPv4 pool.

Type: [PublicIpv4PoolRange](#) object

### **poolId**

The ID of the pool that you want to provision the CIDR to.

Type: String

### **requestId**

The ID of the request.

Type: String

## **Errors**

For information about the errors that are common to all actions, see [Common client error codes](#).

## **See Also**

For more information about using this API in one of the language-specific AWS SDKs, see the following:

- [AWS Command Line Interface](#)
- [AWS SDK for .NET](#)
- [AWS SDK for C++](#)
- [AWS SDK for Go v2](#)
- [AWS SDK for Java V2](#)
- [AWS SDK for JavaScript V3](#)
- [AWS SDK for PHP V3](#)
- [AWS SDK for Python](#)
- [AWS SDK for Ruby V3](#)

# PurchaseCapacityBlock

Purchase the Capacity Block for use with your account. With Capacity Blocks you ensure GPU capacity is available for machine learning (ML) workloads. You must specify the ID of the Capacity Block offering you are purchasing.

## Request Parameters

The following parameters are for this specific action. For more information about required and optional parameters that are common to all actions, see [Common Query Parameters](#).

### CapacityBlockOfferingId

The ID of the Capacity Block offering.

Type: String

Required: Yes

### DryRun

Checks whether you have the required permissions for the action, without actually making the request, and provides an error response. If you have the required permissions, the error response is `DryRunOperation`. Otherwise, it is `UnauthorizedOperation`.

Type: Boolean

Required: No

### InstancePlatform

The type of operating system for which to reserve capacity.

Type: String

Valid Values: Linux/UNIX | Red Hat Enterprise Linux | SUSE Linux | Windows | Windows with SQL Server | Windows with SQL Server Enterprise | Windows with SQL Server Standard | Windows with SQL Server Web | Linux with SQL Server Standard | Linux with SQL Server Web | Linux with SQL Server Enterprise | RHEL with SQL Server Standard | RHEL with SQL Server Enterprise | RHEL with SQL Server Web | RHEL with HA | RHEL with HA and

SQL Server Standard | RHEL with HA and SQL Server Enterprise | Ubuntu Pro

Required: Yes

### **TagSpecification.N**

The tags to apply to the Capacity Block during launch.

Type: Array of [TagSpecification](#) objects

Required: No

## **Response Elements**

The following elements are returned by the service.

### **capacityReservation**

The Capacity Reservation.

Type: [CapacityReservation](#) object

### **requestId**

The ID of the request.

Type: String

## **Errors**

For information about the errors that are common to all actions, see [Common client error codes](#).

## **See Also**

For more information about using this API in one of the language-specific AWS SDKs, see the following:

- [AWS Command Line Interface](#)
- [AWS SDK for .NET](#)
- [AWS SDK for C++](#)

- [AWS SDK for Go v2](#)
- [AWS SDK for Java V2](#)
- [AWS SDK for JavaScript V3](#)
- [AWS SDK for PHP V3](#)
- [AWS SDK for Python](#)
- [AWS SDK for Ruby V3](#)

# PurchaseHostReservation

Purchase a reservation with configurations that match those of your Dedicated Host. You must have active Dedicated Hosts in your account before you purchase a reservation. This action results in the specified reservation being purchased and charged to your account.

## Request Parameters

The following parameters are for this specific action. For more information about required and optional parameters that are common to all actions, see [Common Query Parameters](#).

### ClientToken

Unique, case-sensitive identifier that you provide to ensure the idempotency of the request. For more information, see [Ensuring Idempotency](#).

Type: String

Required: No

### CurrencyCode

The currency in which the `totalUpfrontPrice`, `LimitPrice`, and `totalHourlyPrice` amounts are specified. At this time, the only supported currency is USD.

Type: String

Valid Values: USD

Required: No

### HostIdSet.N

The IDs of the Dedicated Hosts with which the reservation will be associated.

Type: Array of strings

Required: Yes

### LimitPrice

The specified limit is checked against the total upfront cost of the reservation (calculated as the offering's upfront cost multiplied by the host count). If the total upfront cost is greater than the specified price limit, the request fails. This is used to ensure that the purchase does not exceed



the expected upfront cost of the purchase. At this time, the only supported currency is USD. For example, to indicate a limit price of USD 100, specify 100.00.

Type: String

Required: No

### **OfferingId**

The ID of the offering.

Type: String

Required: Yes

### **TagSpecification.N**

The tags to apply to the Dedicated Host Reservation during purchase.

Type: Array of [TagSpecification](#) objects

Required: No

## **Response Elements**

The following elements are returned by the service.

### **clientToken**

Unique, case-sensitive identifier that you provide to ensure the idempotency of the request. For more information, see [Ensuring Idempotency](#).

Type: String

### **currencyCode**

The currency in which the `totalUpfrontPrice` and `totalHourlyPrice` amounts are specified. At this time, the only supported currency is USD.

Type: String

Valid Values: USD

### **purchase**

Describes the details of the purchase.

Type: Array of [Purchase](#) objects

### **requestId**

The ID of the request.

Type: String

### **totalHourlyPrice**

The total hourly price of the reservation calculated per hour.

Type: String

### **totalUpfrontPrice**

The total amount charged to your account when you purchase the reservation.

Type: String

## **Errors**

For information about the errors that are common to all actions, see [Common client error codes](#).

## **Examples**

### **Example**

This example uses the same configuration information from [GetHostReservationPurchasePreview](#) to make the purchase and associate the offering with the specified Dedicated Host.

### **Sample Request**

```
https://ec2.amazonaws.com/?Action=PurchaseHostReservation
&OfferingId=hro-0eb3541dght849c2d
&HostIdSet=h-0fgr9ddb0ecd0a1cd
&AUTHPARAMS
```

### **Sample Response**

```
<PurchaseHostReservationResult xmlns="http://ec2.amazonaws.com/doc/2016-11-15/">
  <requestId>d4904fd9-84c3-b40d-gtyk-a9983EXAMPLE</requestId>
  <purchase>
```

```
<item>
  <duration>31536000</duration>
  <upfrontPrice>7453.000</upfrontPrice>
  <paymentOption>PartialUpfront</paymentOption>
  <instanceFamily>m4</instanceFamily>
  <hourlyPrice>0.850</hourlyPrice>
  <hostIdSet>
    <item>h-0fgr9ddb0ecd0a1cd</item>
  </hostIdSet>
</item>
</purchase>
<totalHourlyPrice>0.850<totalHourlyPrice>
<totalUpfrontPrice>7453.000<totalUpfrontPrice>
</PurchaseHostReservationResult>
```

## See Also

For more information about using this API in one of the language-specific AWS SDKs, see the following:

- [AWS Command Line Interface](#)
- [AWS SDK for .NET](#)
- [AWS SDK for C++](#)
- [AWS SDK for Go v2](#)
- [AWS SDK for Java V2](#)
- [AWS SDK for JavaScript V3](#)
- [AWS SDK for PHP V3](#)
- [AWS SDK for Python](#)
- [AWS SDK for Ruby V3](#)

# PurchaseReservedInstancesOffering

Purchases a Reserved Instance for use with your account. With Reserved Instances, you pay a lower hourly rate compared to On-Demand instance pricing.

Use [DescribeReservedInstancesOfferings](#) to get a list of Reserved Instance offerings that match your specifications. After you've purchased a Reserved Instance, you can check for your new Reserved Instance with [DescribeReservedInstances](#).

To queue a purchase for a future date and time, specify a purchase time. If you do not specify a purchase time, the default is the current time.

For more information, see [Reserved Instances](#) and [Sell in the Reserved Instance Marketplace](#) in the *Amazon EC2 User Guide*.

## Request Parameters

The following parameters are for this specific action. For more information about required and optional parameters that are common to all actions, see [Common Query Parameters](#).

### DryRun

Checks whether you have the required permissions for the action, without actually making the request, and provides an error response. If you have the required permissions, the error response is `DryRunOperation`. Otherwise, it is `UnauthorizedOperation`.

Type: Boolean

Required: No

### InstanceCount

The number of Reserved Instances to purchase.

Type: Integer

Required: Yes

### LimitPrice

Specified for Reserved Instance Marketplace offerings to limit the total order and ensure that the Reserved Instances are not purchased at unexpected prices.

Type: [ReservedInstanceLimitPrice](#) object

Required: No

### **PurchaseTime**

The time at which to purchase the Reserved Instance, in UTC format (for example, `YYYY-MM-DDTHH:MM:SSZ`).

Type: Timestamp

Required: No

### **ReservedInstancesOfferingId**

The ID of the Reserved Instance offering to purchase.

Type: String

Required: Yes

## **Response Elements**

The following elements are returned by the service.

### **requestId**

The ID of the request.

Type: String

### **reservedInstancesId**

The IDs of the purchased Reserved Instances. If your purchase crosses into a discounted pricing tier, the final Reserved Instances IDs might change. For more information, see [Crossing pricing tiers](#) in the *Amazon EC2 User Guide*.

Type: String

## **Errors**

For information about the errors that are common to all actions, see [Common client error codes](#).

## Examples

### Example 1

This example uses a limit price to limit the total purchase order of Standard Reserved Instances from the Reserved Instance Marketplace.

#### Sample Request

```
https://ec2.amazonaws.com/?Action=PurchaseReservedInstancesOffering
&ReservedInstancesOfferingId=4b2293b4-5813-4cc8-9ce3-1957fEXAMPLE
&LimitPrice.Amount=200
&InstanceCount=2
&AUTHPARAMS
```

#### Sample Response

```
<PurchaseReservedInstancesOfferingResponse xmlns="http://ec2.amazonaws.com/
doc/2016-11-15/">
  <requestId>59dbff89-35bd-4eac-99ed-be587EXAMPLE</requestId>
  <reservedInstancesId>e5a2ff3b-7d14-494f-90af-0b5d0EXAMPLE</reservedInstancesId>
</PurchaseReservedInstancesOfferingResponse>
```

### Example 2

This example illustrates a purchase of a Reserved Instances offering.

#### Sample Request

```
https://ec2.amazonaws.com/?Action=PurchaseReservedInstancesOffering
&ReservedInstancesOfferingId=4b2293b4-5813-4cc8-9ce3-1957fEXAMPLE
&InstanceCount=2
&AUTHPARAMS
```

#### Sample Response

```
<PurchaseReservedInstancesOfferingResponse xmlns="http://ec2.amazonaws.com/
doc/2016-11-15/">
  <requestId>59dbff89-35bd-4eac-99ed-be587EXAMPLE</requestId>
  <reservedInstancesId>e5a2ff3b-7d14-494f-90af-0b5d0EXAMPLE</reservedInstancesId>
```

```
</PurchaseReservedInstancesOfferingResponse>
```

## See Also

For more information about using this API in one of the language-specific AWS SDKs, see the following:

- [AWS Command Line Interface](#)
- [AWS SDK for .NET](#)
- [AWS SDK for C++](#)
- [AWS SDK for Go v2](#)
- [AWS SDK for Java V2](#)
- [AWS SDK for JavaScript V3](#)
- [AWS SDK for PHP V3](#)
- [AWS SDK for Python](#)
- [AWS SDK for Ruby V3](#)

# PurchaseScheduledInstances

## Note

You can no longer purchase Scheduled Instances.

Purchases the Scheduled Instances with the specified schedule.

Scheduled Instances enable you to purchase Amazon EC2 compute capacity by the hour for a one-year term. Before you can purchase a Scheduled Instance, you must call [DescribeScheduledInstanceAvailability](#) to check for available schedules and obtain a purchase token. After you purchase a Scheduled Instance, you must call [RunScheduledInstances](#) during each scheduled time period.

After you purchase a Scheduled Instance, you can't cancel, modify, or resell your purchase.

## Request Parameters

The following parameters are for this specific action. For more information about required and optional parameters that are common to all actions, see [Common Query Parameters](#).

### ClientToken

Unique, case-sensitive identifier that ensures the idempotency of the request. For more information, see [Ensuring Idempotency](#).

Type: String

Required: No

### DryRun

Checks whether you have the required permissions for the action, without actually making the request, and provides an error response. If you have the required permissions, the error response is `DryRunOperation`. Otherwise, it is `UnauthorizedOperation`.

Type: Boolean

Required: No



## PurchaseRequest.N

The purchase requests.

Type: Array of [PurchaseRequest](#) objects

Array Members: Minimum number of 1 item.

Required: Yes

## Response Elements

The following elements are returned by the service.

### requestId

The ID of the request.

Type: String

### scheduledInstanceSet

Information about the Scheduled Instances.

Type: Array of [ScheduledInstance](#) objects

## Errors

For information about the errors that are common to all actions, see [Common client error codes](#).

## See Also

For more information about using this API in one of the language-specific AWS SDKs, see the following:

- [AWS Command Line Interface](#)
- [AWS SDK for .NET](#)
- [AWS SDK for C++](#)
- [AWS SDK for Go v2](#)
- [AWS SDK for Java V2](#)

- [AWS SDK for JavaScript V3](#)
- [AWS SDK for PHP V3](#)
- [AWS SDK for Python](#)
- [AWS SDK for Ruby V3](#)

# RebootInstances

Requests a reboot of the specified instances. This operation is asynchronous; it only queues a request to reboot the specified instances. The operation succeeds if the instances are valid and belong to you. Requests to reboot terminated instances are ignored.

If an instance does not cleanly shut down within a few minutes, Amazon EC2 performs a hard reboot.

For more information about troubleshooting, see [Troubleshoot an unreachable instance](#) in the *Amazon EC2 User Guide*.

## Request Parameters

The following parameters are for this specific action. For more information about required and optional parameters that are common to all actions, see [Common Query Parameters](#).

### DryRun

Checks whether you have the required permissions for the action, without actually making the request, and provides an error response. If you have the required permissions, the error response is `DryRunOperation`. Otherwise, it is `UnauthorizedOperation`.

Type: Boolean

Required: No

### InstanceIds.N

The instance IDs.

Type: Array of strings

Required: Yes

## Response Elements

The following elements are returned by the service.

### requestId

The ID of the request.

Type: String

## return

Is `true` if the request succeeds, and an error otherwise.

Type: Boolean

## Errors

For information about the errors that are common to all actions, see [Common client error codes](#).

## Examples

### Example

This example reboots two instances.

### Sample Request

```
https://ec2.amazonaws.com/?Action=RebootInstances
&InstanceId.1=i-1234567890abcdef0
&InstanceId.2=i-0598c7d356eba48d7
&AUTHPARAMS
```

### Sample Response

```
<RebootInstancesResponse xmlns="http://ec2.amazonaws.com/doc/2016-11-15/">
  <requestId>59dbff89-35bd-4eac-99ed-be587EXAMPLE</requestId>
  <return>true</return>
</RebootInstancesResponse>
```

## See Also

For more information about using this API in one of the language-specific AWS SDKs, see the following:

- [AWS Command Line Interface](#)
- [AWS SDK for .NET](#)
- [AWS SDK for C++](#)

- [AWS SDK for Go v2](#)
- [AWS SDK for Java V2](#)
- [AWS SDK for JavaScript V3](#)
- [AWS SDK for PHP V3](#)
- [AWS SDK for Python](#)
- [AWS SDK for Ruby V3](#)

# RegisterImage

Registers an AMI. When you're creating an instance-store backed AMI, registering the AMI is the final step in the creation process. For more information about creating AMIs, see [Create an AMI from a snapshot](#) and [Create an instance-store backed AMI](#) in the *Amazon EC2 User Guide*.

## Note

For Amazon EBS-backed instances, [CreateImage](#) creates and registers the AMI in a single request, so you don't have to register the AMI yourself. We recommend that you always use [CreateImage](#) unless you have a specific reason to use RegisterImage.

If needed, you can deregister an AMI at any time. Any modifications you make to an AMI backed by an instance store volume invalidates its registration. If you make changes to an image, deregister the previous image and register the new image.

## Register a snapshot of a root device volume

You can use RegisterImage to create an Amazon EBS-backed Linux AMI from a snapshot of a root device volume. You specify the snapshot using a block device mapping. You can't set the encryption state of the volume using the block device mapping. If the snapshot is encrypted, or encryption by default is enabled, the root volume of an instance launched from the AMI is encrypted.

For more information, see [Create an AMI from a snapshot](#) and [Use encryption with Amazon EBS-backed AMIs](#) in the *Amazon EC2 User Guide*.

## AWS Marketplace product codes

If any snapshots have AWS Marketplace product codes, they are copied to the new AMI.

In most cases, AMIs for Windows, RedHat, SUSE, and SQL Server require correct licensing information to be present on the AMI. For more information, see [Understand AMI billing information](#) in the *Amazon EC2 User Guide*. When creating an AMI from a snapshot, the RegisterImage operation derives the correct billing information from the snapshot's metadata, but this requires the appropriate metadata to be present. To verify if the correct billing information was applied, check the PlatformDetails field on the new AMI. If the field is empty or doesn't match the expected operating system code (for example, Windows, RedHat, SUSE, or SQL), the

AMI creation was unsuccessful, and you should discard the AMI and instead create the AMI from an instance using [CreateImage](#). For more information, see [Create an AMI from an instance](#) in the *Amazon EC2 User Guide*.

If you purchase a Reserved Instance to apply to an On-Demand Instance that was launched from an AMI with a billing product code, make sure that the Reserved Instance has the matching billing product code. If you purchase a Reserved Instance without the matching billing product code, the Reserved Instance will not be applied to the On-Demand Instance. For information about how to obtain the platform details and billing information of an AMI, see [Understand AMI billing information](#) in the *Amazon EC2 User Guide*.

## Request Parameters

The following parameters are for this specific action. For more information about required and optional parameters that are common to all actions, see [Common Query Parameters](#).

### Architecture

The architecture of the AMI.

Default: For Amazon EBS-backed AMIs, `i386`. For instance store-backed AMIs, the architecture specified in the manifest file.

Type: String

Valid Values: `i386` | `x86_64` | `arm64` | `x86_64_mac` | `arm64_mac`

Required: No

### BillingProduct.N

The billing product codes. Your account must be authorized to specify billing product codes.

If your account is not authorized to specify billing product codes, you can publish AMIs that include billable software and list them on the AWS Marketplace. You must first register as a seller on the AWS Marketplace. For more information, see [Getting started as a seller](#) and [AMI-based products](#) in the *AWS Marketplace Seller Guide*.

Type: Array of strings

Required: No

## BlockDeviceMapping.N

The block device mapping entries.

If you specify an Amazon EBS volume using the ID of an Amazon EBS snapshot, you can't specify the encryption state of the volume.

If you create an AMI on an Outpost, then all backing snapshots must be on the same Outpost or in the Region of that Outpost. AMIs on an Outpost that include local snapshots can be used to launch instances on the same Outpost only. For more information, [Amazon EBS local snapshots on Outposts](#) in the *Amazon EBS User Guide*.

Type: Array of [BlockDeviceMapping](#) objects

Required: No

## BootMode

The boot mode of the AMI. A value of `uefi-preferred` indicates that the AMI supports both UEFI and Legacy BIOS.

### Note

The operating system contained in the AMI must be configured to support the specified boot mode.

For more information, see [Boot modes](#) in the *Amazon EC2 User Guide*.

Type: String

Valid Values: `legacy-bios` | `uefi` | `uefi-preferred`

Required: No

## Description

A description for your AMI.

Type: String

Required: No



## DryRun

Checks whether you have the required permissions for the action, without actually making the request, and provides an error response. If you have the required permissions, the error response is `DryRunOperation`. Otherwise, it is `UnauthorizedOperation`.

Type: Boolean

Required: No

## EnaSupport

Set to `true` to enable enhanced networking with ENA for the AMI and any instances that you launch from the AMI.

This option is supported only for HVM AMIs. Specifying this option with a PV AMI can make instances launched from the AMI unreachable.

Type: Boolean

Required: No

## ImageLocation

The full path to your AMI manifest in Amazon S3 storage. The specified bucket must have the `aws-exec-read` canned access control list (ACL) to ensure that it can be accessed by Amazon EC2. For more information, see [Canned ACLs](#) in the *Amazon S3 Service Developer Guide*.

Type: String

Required: No

## ImdsSupport

Set to `v2.0` to indicate that IMDSv2 is specified in the AMI. Instances launched from this AMI will have `HttpTokens` automatically set to `required` so that, by default, the instance requires that IMDSv2 is used when requesting instance metadata. In addition, `HttpPutResponseHopLimit` is set to 2. For more information, see [Configure the AMI](#) in the *Amazon EC2 User Guide*.

### Note

If you set the value to `v2.0`, make sure that your AMI software can support IMDSv2.

Type: String

Valid Values: v2.0

Required: No

### **KernelId**

The ID of the kernel.

Type: String

Required: No

### **Name**

A name for your AMI.

Constraints: 3-128 alphanumeric characters, parentheses (()), square brackets ([]), spaces ( ), periods (.), slashes (/), dashes (-), single quotes ('), at-signs (@), or underscores(\_)

Type: String

Required: Yes

### **RamdiskId**

The ID of the RAM disk.

Type: String

Required: No

### **RootDeviceName**

The device name of the root device volume (for example, /dev/sda1).

Type: String

Required: No

### **SriovNetSupport**

Set to `simple` to enable enhanced networking with the Intel 82599 Virtual Function interface for the AMI and any instances that you launch from the AMI.

There is no way to disable `serialNetSupport` at this time.

This option is supported only for HVM AMIs. Specifying this option with a PV AMI can make instances launched from the AMI unreachable.

Type: String

Required: No

### **TagSpecification.N**

The tags to apply to the AMI.

To tag the AMI, the value for `ResourceType` must be `image`. If you specify another value for `ResourceType`, the request fails.

To tag an AMI after it has been registered, see [CreateTags](#).

Type: Array of [TagSpecification](#) objects

Required: No

### **TpmSupport**

Set to `v2.0` to enable Trusted Platform Module (TPM) support. For more information, see [NitroTPM](#) in the *Amazon EC2 User Guide*.

Type: String

Valid Values: `v2.0`

Required: No

### **UefiData**

Base64 representation of the non-volatile UEFI variable store. To retrieve the UEFI data, use the [GetInstanceUefiData](#) command. You can inspect and modify the UEFI data by using the [python-uefivars tool](#) on GitHub. For more information, see [UEFI Secure Boot](#) in the *Amazon EC2 User Guide*.

Type: String

Length Constraints: Minimum length of 0. Maximum length of 64000.

Required: No

## VirtualizationType

The type of virtualization (hvm | paravirtual).

Default: paravirtual

Type: String

Required: No

## Response Elements

The following elements are returned by the service.

### imageId

The ID of the newly registered AMI.

Type: String

### requestId

The ID of the request.

Type: String

## Errors

For information about the errors that are common to all actions, see [Common client error codes](#).

## Examples

### Example 1

This example registers the AMI specified in the `my-new-image.manifest.xml` manifest file, located in the bucket called `myawsbucket`.

### Sample Request

```
https://ec2.amazonaws.com/?Action=RegisterImage
&ImageLocation=myawsbucket/my-new-image.manifest.xml
```

```
&AUTHPARAMS
```

## Sample Response

```
<RegisterImageResponse xmlns="http://ec2.amazonaws.com/doc/2016-11-15/">
  <requestId>59dbff89-35bd-4eac-99ed-be587EXAMPLE</requestId>
  <imageId>ami-1a2b3c4d</imageId>
</RegisterImageResponse>
```

## Example 2

This example specifies a snapshot for the root device of an Amazon EBS-backed AMI.

## Sample Request

```
https://ec2.amazonaws.com/?Action=RegisterImage
&RootDeviceName=/dev/sda1
&BlockDeviceMapping.1.DeviceName=/dev/sda1
&BlockDeviceMapping.1.Ebs.SnapshotId=snap-1234567890abcdef0
&Name=MyImage
&AUTHPARAMS
```

## Sample Response

```
<RegisterImageResponse xmlns="http://ec2.amazonaws.com/doc/2016-11-15/">
  <requestId>59dbff89-35bd-4eac-99ed-be587EXAMPLE</requestId>
  <imageId>ami-1a2b3c4d</imageId>
</RegisterImageResponse>
```

## Example 3

This example registers an AMI with a block device mapping for three Amazon EBS volumes. The first volume is the root device volume based on an Amazon EBS snapshot. The second volume is based on another snapshot. The third volume is an empty 100 GiB Amazon EBS volume.

## Sample Request

```
https://ec2.amazonaws.com/?Action=RegisterImage
&RootDeviceName=/dev/sda1
&BlockDeviceMapping.1.DeviceName=/dev/sda1
```

```
&BlockDeviceMapping.1.Ebs.SnapshotId=snap-1234567890abcdef0
&BlockDeviceMapping.2.DeviceName=/dev/sdb
&BlockDeviceMapping.2.Ebs.SnapshotId=snap-1234567890abcdef1
&BlockDeviceMapping.3.DeviceName=/dev/sdc
&BlockDeviceMapping.3.Ebs.VolumeSize=100
&Name=MyImage
&AUTHPARAMS
```

## Sample Response

```
<RegisterImageResponse xmlns="http://ec2.amazonaws.com/doc/2016-11-15/">
  <requestId>59dbff89-35bd-4eac-99ed-be587EXAMPLE</requestId>
  <imageId>ami-1a2b3c4d</imageId>
</RegisterImageResponse>
```

## See Also

For more information about using this API in one of the language-specific AWS SDKs, see the following:

- [AWS Command Line Interface](#)
- [AWS SDK for .NET](#)
- [AWS SDK for C++](#)
- [AWS SDK for Go v2](#)
- [AWS SDK for Java V2](#)
- [AWS SDK for JavaScript V3](#)
- [AWS SDK for PHP V3](#)
- [AWS SDK for Python](#)
- [AWS SDK for Ruby V3](#)

# RegisterInstanceEventNotificationAttributes

Registers a set of tag keys to include in scheduled event notifications for your resources.

To remove tags, use [DeregisterInstanceEventNotificationAttributes](#).

## Request Parameters

The following parameters are for this specific action. For more information about required and optional parameters that are common to all actions, see [Common Query Parameters](#).

### DryRun

Checks whether you have the required permissions for the action, without actually making the request, and provides an error response. If you have the required permissions, the error response is `DryRunOperation`. Otherwise, it is `UnauthorizedOperation`.

Type: Boolean

Required: No

### InstanceTagAttribute

Information about the tag keys to register.

Type: [RegisterInstanceTagAttributeRequest](#) object

Required: No

## Response Elements

The following elements are returned by the service.

### instanceTagAttribute

The resulting set of tag keys.

Type: [InstanceTagNotificationAttribute](#) object

### requestId

The ID of the request.

Type: String

## Errors

For information about the errors that are common to all actions, see [Common client error codes](#).

## See Also

For more information about using this API in one of the language-specific AWS SDKs, see the following:

- [AWS Command Line Interface](#)
- [AWS SDK for .NET](#)
- [AWS SDK for C++](#)
- [AWS SDK for Go v2](#)
- [AWS SDK for Java V2](#)
- [AWS SDK for JavaScript V3](#)
- [AWS SDK for PHP V3](#)
- [AWS SDK for Python](#)
- [AWS SDK for Ruby V3](#)



# RegisterTransitGatewayMulticastGroupMembers

Registers members (network interfaces) with the transit gateway multicast group. A member is a network interface associated with a supported EC2 instance that receives multicast traffic. For more information, see [Multicast on transit gateways](#) in the *AWS Transit Gateways Guide*.

After you add the members, use [SearchTransitGatewayMulticastGroups](#) to verify that the members were added to the transit gateway multicast group.

## Request Parameters

The following parameters are for this specific action. For more information about required and optional parameters that are common to all actions, see [Common Query Parameters](#).

### DryRun

Checks whether you have the required permissions for the action, without actually making the request, and provides an error response. If you have the required permissions, the error response is `DryRunOperation`. Otherwise, it is `UnauthorizedOperation`.

Type: Boolean

Required: No

### GroupIpAddress

The IP address assigned to the transit gateway multicast group.

Type: String

Required: No

### NetworkInterfaceIds.N

The group members' network interface IDs to register with the transit gateway multicast group.

Type: Array of strings

Required: Yes

### TransitGatewayMulticastDomainId

The ID of the transit gateway multicast domain.

Type: String

Required: Yes

## Response Elements

The following elements are returned by the service.

### **registeredMulticastGroupMembers**

Information about the registered transit gateway multicast group members.

Type: [TransitGatewayMulticastRegisteredGroupMembers](#) object

### **requestId**

The ID of the request.

Type: String

## Errors

For information about the errors that are common to all actions, see [Common client error codes](#).

## Examples

### Example 1

This example registers the network interface as a group member `eni-0e246d3269EXAMPLE` with the multicast domain `tgw-mcast-domain-0c4905cef7EXAMPLE`.

### Sample Request

```
https://ec2.amazonaws.com/?Action=RegisterTransitGatewayMulticastGroupMembers
&TransitGatewayMulticastDomainId=tgw-mcast-domain-0c4905cef7EXAMPLE
&NetworkInterfaceIds=eni-0e246d3269EXAMPLE
&AUTHPARAMS
```

### Sample Response

```
<RegisterTransitGatewayMulticastGroupMembersResponse xmlns="http://ec2.amazonaws.com/
doc/2016-11-15/">
```

```
<requestId>6f4167cd-0870-4858-8872-f1c34EXAMPLE</requestId>
<registeredMulticastGroupMembers>
  <groupIpAddress>224.0.1.0</groupIpAddress>
  <registeredNetworkInterfaceIds>
    <item>eni-0e246d3269EXAMPLE</item>
  </registeredNetworkInterfaceIds>
  <transitGatewayMulticastDomainId>tgw-mcast-domain-0c4905cef7EXAMPLE</
transitGatewayMulticastDomainId>
</registeredMulticastGroupMembers>
</RegisterTransitGatewayMulticastGroupMembersResponse>
```

## See Also

For more information about using this API in one of the language-specific AWS SDKs, see the following:

- [AWS Command Line Interface](#)
- [AWS SDK for .NET](#)
- [AWS SDK for C++](#)
- [AWS SDK for Go v2](#)
- [AWS SDK for Java V2](#)
- [AWS SDK for JavaScript V3](#)
- [AWS SDK for PHP V3](#)
- [AWS SDK for Python](#)
- [AWS SDK for Ruby V3](#)

# RegisterTransitGatewayMulticastGroupSources

Registers sources (network interfaces) with the specified transit gateway multicast group.

A multicast source is a network interface attached to a supported instance that sends multicast traffic. For more information about supported instances, see [Multicast on transit gateways](#) in the *AWS Transit Gateways Guide*.

After you add the source, use [SearchTransitGatewayMulticastGroups](#) to verify that the source was added to the multicast group.

## Request Parameters

The following parameters are for this specific action. For more information about required and optional parameters that are common to all actions, see [Common Query Parameters](#).

### DryRun

Checks whether you have the required permissions for the action, without actually making the request, and provides an error response. If you have the required permissions, the error response is `DryRunOperation`. Otherwise, it is `UnauthorizedOperation`.

Type: Boolean

Required: No

### GroupIpAddress

The IP address assigned to the transit gateway multicast group.

Type: String

Required: No

### NetworkInterfaceIds.N

The group sources' network interface IDs to register with the transit gateway multicast group.

Type: Array of strings

Required: Yes

### TransitGatewayMulticastDomainId

The ID of the transit gateway multicast domain.

Type: String

Required: Yes

## Response Elements

The following elements are returned by the service.

### registeredMulticastGroupSources

Information about the transit gateway multicast group sources.

Type: [TransitGatewayMulticastRegisteredGroupSources](#) object

### requestId

The ID of the request.

Type: String

## Errors

For information about the errors that are common to all actions, see [Common client error codes](#).

## Examples

### Example 1

This example registers the network interface as a group source `eni-07f290fc3cEXAMPLE` with the multicast domain `tgw-mcast-domain-0c4905cef7EXAMPLE`.

### Sample Request

```
https://ec2.amazonaws.com/?Action=RegisterTransitGatewayMulticastGroupSources
&TransitGatewayMulticastDomainId=tgw-mcast-domain-0c4905cef7EXAMPLE
&NetworkInterfaceIds=eni-07f290fc3cEXAMPLE
&AUTHPARAMS
```

### Sample Response

```
<RegisterTransitGatewayMulticastGroupSourcesResponse xmlns="http://ec2.amazonaws.com/
doc/2016-11-15/">
```

```
<requestId>b66c84ed-eb8a-4e6d-8d79-2347fEXAMPLE</requestId>
<registeredMulticastGroupSources>
  <groupIpAddress>224.0.1.0</groupIpAddress>
  <registeredNetworkInterfaceIds>
    <item>eni-07f290fc3cEXAMPLE</item>
  </registeredNetworkInterfaceIds>
  <transitGatewayMulticastDomainId>tgw-mcast-domain-0c4905cef7EXAMPLE</
transitGatewayMulticastDomainId>
</registeredMulticastGroupSources>
</RegisterTransitGatewayMulticastGroupSourcesResponse>
```

## See Also

For more information about using this API in one of the language-specific AWS SDKs, see the following:

- [AWS Command Line Interface](#)
- [AWS SDK for .NET](#)
- [AWS SDK for C++](#)
- [AWS SDK for Go v2](#)
- [AWS SDK for Java V2](#)
- [AWS SDK for JavaScript V3](#)
- [AWS SDK for PHP V3](#)
- [AWS SDK for Python](#)
- [AWS SDK for Ruby V3](#)

# RejectTransitGatewayMulticastDomainAssociations

Rejects a request to associate cross-account subnets with a transit gateway multicast domain.

## Request Parameters

The following parameters are for this specific action. For more information about required and optional parameters that are common to all actions, see [Common Query Parameters](#).

### DryRun

Checks whether you have the required permissions for the action, without actually making the request, and provides an error response. If you have the required permissions, the error response is `DryRunOperation`. Otherwise, it is `UnauthorizedOperation`.

Type: Boolean

Required: No

### SubnetIds.N

The IDs of the subnets to associate with the transit gateway multicast domain.

Type: Array of strings

Required: No

### TransitGatewayAttachmentId

The ID of the transit gateway attachment.

Type: String

Required: No

### TransitGatewayMulticastDomainId

The ID of the transit gateway multicast domain.

Type: String

Required: No

## Response Elements

The following elements are returned by the service.

### associations

Information about the multicast domain associations.

Type: [TransitGatewayMulticastDomainAssociations](#) object

### requestId

The ID of the request.

Type: String

## Errors

For information about the errors that are common to all actions, see [Common client error codes](#).

## See Also

For more information about using this API in one of the language-specific AWS SDKs, see the following:

- [AWS Command Line Interface](#)
- [AWS SDK for .NET](#)
- [AWS SDK for C++](#)
- [AWS SDK for Go v2](#)
- [AWS SDK for Java V2](#)
- [AWS SDK for JavaScript V3](#)
- [AWS SDK for PHP V3](#)
- [AWS SDK for Python](#)
- [AWS SDK for Ruby V3](#)



# RejectTransitGatewayPeeringAttachment

Rejects a transit gateway peering attachment request.

## Request Parameters

The following parameters are for this specific action. For more information about required and optional parameters that are common to all actions, see [Common Query Parameters](#).

### DryRun

Checks whether you have the required permissions for the action, without actually making the request, and provides an error response. If you have the required permissions, the error response is `DryRunOperation`. Otherwise, it is `UnauthorizedOperation`.

Type: Boolean

Required: No

### TransitGatewayAttachmentId

The ID of the transit gateway peering attachment.

Type: String

Required: Yes

## Response Elements

The following elements are returned by the service.

### requestId

The ID of the request.

Type: String

### transitGatewayPeeringAttachment

The transit gateway peering attachment.

Type: [TransitGatewayPeeringAttachment](#) object

## Errors

For information about the errors that are common to all actions, see [Common client error codes](#).

## Examples

### Example

This example rejects the specified transit gateway peering attachment by specifying its attachment ID.

### Sample Request

```
https://ec2.amazonaws.com/?Action=RejectTransitGatewayPeeringAttachment
&TransitGatewayAttachmentId=tgw-attach-12345678901abcd12
&AUTHPARAMS
```

## See Also

For more information about using this API in one of the language-specific AWS SDKs, see the following:

- [AWS Command Line Interface](#)
- [AWS SDK for .NET](#)
- [AWS SDK for C++](#)
- [AWS SDK for Go v2](#)
- [AWS SDK for Java V2](#)
- [AWS SDK for JavaScript V3](#)
- [AWS SDK for PHP V3](#)
- [AWS SDK for Python](#)
- [AWS SDK for Ruby V3](#)

# RejectTransitGatewayVpcAttachment

Rejects a request to attach a VPC to a transit gateway.

The VPC attachment must be in the pendingAcceptance state. Use [DescribeTransitGatewayVpcAttachments](#) to view your pending VPC attachment requests. Use [AcceptTransitGatewayVpcAttachment](#) to accept a VPC attachment request.

## Request Parameters

The following parameters are for this specific action. For more information about required and optional parameters that are common to all actions, see [Common Query Parameters](#).

### DryRun

Checks whether you have the required permissions for the action, without actually making the request, and provides an error response. If you have the required permissions, the error response is `DryRunOperation`. Otherwise, it is `UnauthorizedOperation`.

Type: Boolean

Required: No

### TransitGatewayAttachmentId

The ID of the attachment.

Type: String

Required: Yes

## Response Elements

The following elements are returned by the service.

### requestId

The ID of the request.

Type: String

## transitGatewayVpcAttachment

Information about the attachment.

Type: [TransitGatewayVpcAttachment](#) object

## Errors

For information about the errors that are common to all actions, see [Common client error codes](#).

## See Also

For more information about using this API in one of the language-specific AWS SDKs, see the following:

- [AWS Command Line Interface](#)
- [AWS SDK for .NET](#)
- [AWS SDK for C++](#)
- [AWS SDK for Go v2](#)
- [AWS SDK for Java V2](#)
- [AWS SDK for JavaScript V3](#)
- [AWS SDK for PHP V3](#)
- [AWS SDK for Python](#)
- [AWS SDK for Ruby V3](#)

# RejectVpcEndpointConnections

Rejects VPC endpoint connection requests to your VPC endpoint service.

## Request Parameters

The following parameters are for this specific action. For more information about required and optional parameters that are common to all actions, see [Common Query Parameters](#).

### DryRun

Checks whether you have the required permissions for the action, without actually making the request, and provides an error response. If you have the required permissions, the error response is `DryRunOperation`. Otherwise, it is `UnauthorizedOperation`.

Type: Boolean

Required: No

### ServiceId

The ID of the service.

Type: String

Required: Yes

### VpcEndpointId.N

The IDs of the VPC endpoints.

Type: Array of strings

Required: Yes

## Response Elements

The following elements are returned by the service.

### requestId

The ID of the request.

Type: String

## unsuccessful

Information about the endpoints that were not rejected, if applicable.

Type: Array of [UnsuccessfulItem](#) objects

## Errors

For information about the errors that are common to all actions, see [Common client error codes](#).

## Examples

### Example

This example rejects the request for VPC endpoint `vpce-0c1308d7312217cd7` to connect to your service `vpce-svc-03d5ebb7d9579a2b3`.

### Sample Request

```
https://ec2.amazonaws.com/?Action=RejectVpcEndpointConnections
&ServiceId=vpce-svc-03d5ebb7d9579a2b3
&VpcEndpointId.1=vpce-0c1308d7312217cd7
&AUTHPARAMS
```

### Sample Response

```
<RejectVpcEndpointConnectionsResponse xmlns="http://ec2.amazonaws.com/doc/2016-11-15/">
  <requestId>986a2264-8a40-4da8-8f11-e8aaexample</requestId>
  <unsuccessful/>
</RejectVpcEndpointConnectionsResponse>
```

## See Also

For more information about using this API in one of the language-specific AWS SDKs, see the following:

- [AWS Command Line Interface](#)
- [AWS SDK for .NET](#)

- [AWS SDK for C++](#)
- [AWS SDK for Go v2](#)
- [AWS SDK for Java V2](#)
- [AWS SDK for JavaScript V3](#)
- [AWS SDK for PHP V3](#)
- [AWS SDK for Python](#)
- [AWS SDK for Ruby V3](#)

## RejectVpcPeeringConnection

Rejects a VPC peering connection request. The VPC peering connection must be in the pending-acceptance state. Use the [DescribeVpcPeeringConnections](#) request to view your outstanding VPC peering connection requests. To delete an active VPC peering connection, or to delete a VPC peering connection request that you initiated, use [DeleteVpcPeeringConnection](#).

### Request Parameters

The following parameters are for this specific action. For more information about required and optional parameters that are common to all actions, see [Common Query Parameters](#).

#### DryRun

Checks whether you have the required permissions for the action, without actually making the request, and provides an error response. If you have the required permissions, the error response is `DryRunOperation`. Otherwise, it is `UnauthorizedOperation`.

Type: Boolean

Required: No

#### VpcPeeringConnectionId

The ID of the VPC peering connection.

Type: String

Required: Yes

### Response Elements

The following elements are returned by the service.

#### requestId

The ID of the request.

Type: String

#### return

Returns `true` if the request succeeds; otherwise, it returns an error.



Type: Boolean

## Errors

For information about the errors that are common to all actions, see [Common client error codes](#).

## Examples

### Example

This example rejects the specified VPC peering connection request.

### Sample Request

```
https://ec2.amazonaws.com/?Action=RejectVpcPeeringConnection
&vpcPeeringConnectionId=pcx-1a2b3c4d
&AUTHPARAMS
```

### Sample Response

```
<RejectVpcPeeringConnectionResponse xmlns="http://ec2.amazonaws.com/doc/2016-11-15/">
  <requestId>7a62c49f-347e-4fc4-9331-6e8eEXAMPLE</requestId>
  <return>true</return>
</RejectVpcPeeringConnectionResponse>
```

## See Also

For more information about using this API in one of the language-specific AWS SDKs, see the following:

- [AWS Command Line Interface](#)
- [AWS SDK for .NET](#)
- [AWS SDK for C++](#)
- [AWS SDK for Go v2](#)
- [AWS SDK for Java V2](#)
- [AWS SDK for JavaScript V3](#)
- [AWS SDK for PHP V3](#)

- [AWS SDK for Python](#)
- [AWS SDK for Ruby V3](#)

# ReleaseAddress

Releases the specified Elastic IP address.

[Default VPC] Releasing an Elastic IP address automatically disassociates it from any instance that it's associated with. To disassociate an Elastic IP address without releasing it, use [DisassociateAddress](#).

[Nondefault VPC] You must use [DisassociateAddress](#) to disassociate the Elastic IP address before you can release it. Otherwise, Amazon EC2 returns an error (`InvalidIPAddress.InUse`).

After releasing an Elastic IP address, it is released to the IP address pool. Be sure to update your DNS records and any servers or devices that communicate with the address. If you attempt to release an Elastic IP address that you already released, you'll get an `AuthFailure` error if the address is already allocated to another AWS account.

After you release an Elastic IP address, you might be able to recover it. For more information, see [AllocateAddress](#).

## Request Parameters

The following parameters are for this specific action. For more information about required and optional parameters that are common to all actions, see [Common Query Parameters](#).

### AllocationId

The allocation ID. This parameter is required.

Type: String

Required: No

### DryRun

Checks whether you have the required permissions for the action, without actually making the request, and provides an error response. If you have the required permissions, the error response is `DryRunOperation`. Otherwise, it is `UnauthorizedOperation`.

Type: Boolean

Required: No

## NetworkBorderGroup

The set of Availability Zones, Local Zones, or Wavelength Zones from which AWS advertises IP addresses.

If you provide an incorrect network border group, you receive an `InvalidAddress.NotFound` error.

Type: String

Required: No

## PublicIp

Deprecated.

Type: String

Required: No

## Response Elements

The following elements are returned by the service.

### requestId

The ID of the request.

Type: String

### return

Is `true` if the request succeeds, and an error otherwise.

Type: Boolean

## Errors

For information about the errors that are common to all actions, see [Common client error codes](#).

## Examples

### Example

This example releases the specified Elastic IP address.

### Sample Request

```
https://ec2.amazonaws.com/?Action=ReleaseAddress
&AllocationId=eipalloc-5723d13e
&AUTHPARAMS
```

### See Also

For more information about using this API in one of the language-specific AWS SDKs, see the following:

- [AWS Command Line Interface](#)
- [AWS SDK for .NET](#)
- [AWS SDK for C++](#)
- [AWS SDK for Go v2](#)
- [AWS SDK for Java V2](#)
- [AWS SDK for JavaScript V3](#)
- [AWS SDK for PHP V3](#)
- [AWS SDK for Python](#)
- [AWS SDK for Ruby V3](#)

## ReleaseHosts

When you no longer want to use an On-Demand Dedicated Host it can be released. On-Demand billing is stopped and the host goes into released state. The host ID of Dedicated Hosts that have been released can no longer be specified in another request, for example, to modify the host. You must stop or terminate all instances on a host before it can be released.

When Dedicated Hosts are released, it may take some time for them to stop counting toward your limit and you may receive capacity errors when trying to allocate new Dedicated Hosts. Wait a few minutes and then try again.

Released hosts still appear in a [DescribeHosts](#) response.

## Request Parameters

For more information about required and optional parameters that are common to all actions, see [Common Query Parameters](#).

### HostId.N

The IDs of the Dedicated Hosts to release.

Type: Array of strings

Required: Yes

## Response Elements

The following elements are returned by the service.

### requestId

The ID of the request.

Type: String

### successful

The IDs of the Dedicated Hosts that were successfully released.

Type: Array of strings

## unsuccessful

The IDs of the Dedicated Hosts that could not be released, including an error message.

Type: Array of [UnsuccessfulItem](#) objects

## Errors

For information about the errors that are common to all actions, see [Common client error codes](#).

## Examples

### Example

This releases a Dedicated Host successfully.

### Sample Request

```
https://ec2.amazonaws.com/?Action=ReleaseHosts
&HostId=h-00548908djdsgfs
&AUTHPARAMS
```

### Sample Response

```
<ReleaseHostsResponse xmlns="http://ec2.amazonaws.com/doc/2016-11-15/">
  <requestId>d4904fd9-82c2-4ea5-adfe-a9cc3EXAMPLE</requestId>
  <unsuccessful/>
  <successful>
    <item>h-00548908djdsgfs</item>
  </successful>
</ReleaseHostsResponse>
```

### Example

This request is unsuccessful.

### Sample Request

```
https://ec2.amazonaws.com/?Action=ReleaseHosts
&HostId=h-00548908djdsgfs
```

&AUTHPARAMS

## Sample Response

```
<ReleaseHostsResponse xmlns="http://ec2.amazonaws.com/doc/2016-11-15/">
  <requestId>d4904fd9-82c2-4ea5-adfe-a9cc3EXAMPLE</requestId>
  <unsuccessful>
    <item>
      <error>
        <message>Dedicated host 'h-00548908djdsfgs' cannot be released as it is
occupied</message>
        <code>Client.InvalidHost.Occupied</code>
      </error>
      <resourceId>h-00548908djdsfgs</resourceId>
    </item>
  </unsuccessful>
  <successful/>
</ReleaseHostsResponse>
```

## See Also

For more information about using this API in one of the language-specific AWS SDKs, see the following:

- [AWS Command Line Interface](#)
- [AWS SDK for .NET](#)
- [AWS SDK for C++](#)
- [AWS SDK for Go v2](#)
- [AWS SDK for Java V2](#)
- [AWS SDK for JavaScript V3](#)
- [AWS SDK for PHP V3](#)
- [AWS SDK for Python](#)
- [AWS SDK for Ruby V3](#)



# ReleaseIpamPoolAllocation

Release an allocation within an IPAM pool. The Region you use should be the IPAM pool locale. The locale is the AWS Region where this IPAM pool is available for allocations. You can only use this action to release manual allocations. To remove an allocation for a resource without deleting the resource, set its monitored state to false using [ModifyIpamResourceCidr](#). For more information, see [Release an allocation](#) in the *Amazon VPC IPAM User Guide*.

## Note

All EC2 API actions follow an [eventual consistency](#) model.

## Request Parameters

The following parameters are for this specific action. For more information about required and optional parameters that are common to all actions, see [Common Query Parameters](#).

### Cidr

The CIDR of the allocation you want to release.

Type: String

Required: Yes

### DryRun

A check for whether you have the required permissions for the action without actually making the request and provides an error response. If you have the required permissions, the error response is `DryRunOperation`. Otherwise, it is `UnauthorizedOperation`.

Type: Boolean

Required: No

### IpamPoolAllocationId

The ID of the allocation.

Type: String

Required: Yes

### **IpamPoolId**

The ID of the IPAM pool which contains the allocation you want to release.

Type: String

Required: Yes

## **Response Elements**

The following elements are returned by the service.

### **requestId**

The ID of the request.

Type: String

### **success**

Indicates if the release was successful.

Type: Boolean

## **Errors**

For information about the errors that are common to all actions, see [Common client error codes](#).

## **See Also**

For more information about using this API in one of the language-specific AWS SDKs, see the following:

- [AWS Command Line Interface](#)
- [AWS SDK for .NET](#)
- [AWS SDK for C++](#)
- [AWS SDK for Go v2](#)
- [AWS SDK for Java V2](#)

- [AWS SDK for JavaScript V3](#)
- [AWS SDK for PHP V3](#)
- [AWS SDK for Python](#)
- [AWS SDK for Ruby V3](#)

# ReplacelamInstanceProfileAssociation

Replaces an IAM instance profile for the specified running instance. You can use this action to change the IAM instance profile that's associated with an instance without having to disassociate the existing IAM instance profile first.

Use [DescribeIamInstanceProfileAssociations](#) to get the association ID.

## Request Parameters

The following parameters are for this specific action. For more information about required and optional parameters that are common to all actions, see [Common Query Parameters](#).

### AssociationId

The ID of the existing IAM instance profile association.

Type: String

Required: Yes

### IamInstanceProfile

The IAM instance profile.

Type: [IamInstanceProfileSpecification](#) object

Required: Yes

## Response Elements

The following elements are returned by the service.

### IamInstanceProfileAssociation

Information about the IAM instance profile association.

Type: [IamInstanceProfileAssociation](#) object

### requestId

The ID of the request.

Type: String

## Errors

For information about the errors that are common to all actions, see [Common client error codes](#).

## Examples

### Example

This example replaces the IAM instance profile represented by the association `iip-assoc-060bae234aac2e7fa` with the IAM instance profile named `AdminProfile`.

### Sample Request

```
https://ec2.amazonaws.com/?Action=ReplaceIamInstanceProfileAssociation
&AssociationId=iip-assoc-060bae234aac2e7fa
&IamInstanceProfile.Name=AdminProfile
&AUTHPARAMS
```

### Sample Response

```
<ReplaceIamInstanceProfileAssociationResponse xmlns="http://ec2.amazonaws.com/doc/2016-11-15/">
  <requestId>ba40aa4c-d788-4f24-8a34-example</requestId>
  <iamInstanceProfileAssociation>
    <associationId>iip-assoc-08049da59357d598c</associationId>
    <iamInstanceProfile>
      <arn>arn:aws:iam::123456789012:instance-profile/AdminRole</arn>
      <id>AIPAI5IVIHMFY2DKV5Y</id>
    </iamInstanceProfile>
    <instanceId>i-1234567890abcdef0</instanceId>
    <state>associating</state>
  </iamInstanceProfileAssociation>
</ReplaceIamInstanceProfileAssociationResponse>
```

## See Also

For more information about using this API in one of the language-specific AWS SDKs, see the following:

- [AWS Command Line Interface](#)
- [AWS SDK for .NET](#)
- [AWS SDK for C++](#)
- [AWS SDK for Go v2](#)
- [AWS SDK for Java V2](#)
- [AWS SDK for JavaScript V3](#)
- [AWS SDK for PHP V3](#)
- [AWS SDK for Python](#)
- [AWS SDK for Ruby V3](#)

# ReplaceNetworkAclAssociation

Changes which network ACL a subnet is associated with. By default when you create a subnet, it's automatically associated with the default network ACL. For more information, see [Network ACLs](#) in the *Amazon VPC User Guide*.

This is an idempotent operation.

## Request Parameters

The following parameters are for this specific action. For more information about required and optional parameters that are common to all actions, see [Common Query Parameters](#).

### AssociationId

The ID of the current association between the original network ACL and the subnet.

Type: String

Required: Yes

### DryRun

Checks whether you have the required permissions for the action, without actually making the request, and provides an error response. If you have the required permissions, the error response is `DryRunOperation`. Otherwise, it is `UnauthorizedOperation`.

Type: Boolean

Required: No

### NetworkAclId

The ID of the new network ACL to associate with the subnet.

Type: String

Required: Yes

## Response Elements

The following elements are returned by the service.

## newAssociationId

The ID of the new association.

Type: String

## requestId

The ID of the request.

Type: String

## Errors

For information about the errors that are common to all actions, see [Common client error codes](#).

## Examples

### Example

This example starts with a network ACL associated with a subnet, and a corresponding association ID `aclassoc-e5b95c8c`. You want to associate a different network ACL (`acl-5fb85d36`) with the subnet. The result is a new association ID representing the new association.

### Sample Request

```
https://ec2.amazonaws.com/?Action=ReplaceNetworkAclAssociation
&AssociationId=aclassoc-e5b95c8c
&NetworkAclId=acl-5fb85d36
&AUTHPARAMS
```

### Sample Response

```
<ReplaceNetworkAclAssociationResponse xmlns="http://ec2.amazonaws.com/doc/2016-11-15/">
  <requestId>59dbff89-35bd-4eac-99ed-be587EXAMPLE</requestId>
  <newAssociationId>aclassoc-17b85d7e</newAssociationId>
</ReplaceNetworkAclAssociationResponse>
```

## See Also

For more information about using this API in one of the language-specific AWS SDKs, see the following:



- [AWS Command Line Interface](#)
- [AWS SDK for .NET](#)
- [AWS SDK for C++](#)
- [AWS SDK for Go v2](#)
- [AWS SDK for Java V2](#)
- [AWS SDK for JavaScript V3](#)
- [AWS SDK for PHP V3](#)
- [AWS SDK for Python](#)
- [AWS SDK for Ruby V3](#)

# ReplaceNetworkAclEntry

Replaces an entry (rule) in a network ACL. For more information, see [Network ACLs](#) in the *Amazon VPC User Guide*.

## Request Parameters

The following parameters are for this specific action. For more information about required and optional parameters that are common to all actions, see [Common Query Parameters](#).

### CidrBlock

The IPv4 network range to allow or deny, in CIDR notation (for example `172.16.0.0/24`).

Type: String

Required: No

### DryRun

Checks whether you have the required permissions for the action, without actually making the request, and provides an error response. If you have the required permissions, the error response is `DryRunOperation`. Otherwise, it is `UnauthorizedOperation`.

Type: Boolean

Required: No

### Egress

Indicates whether to replace the egress rule.

Default: If no value is specified, we replace the ingress rule.

Type: Boolean

Required: Yes

### Icmp

ICMP protocol: The ICMP or ICMPv6 type and code. Required if specifying protocol 1 (ICMP) or protocol 58 (ICMPv6) with an IPv6 CIDR block.

Type: [IcmpTypeCode](#) object

Required: No

### **Ipv6CidrBlock**

The IPv6 network range to allow or deny, in CIDR notation (for example `2001:bd8:1234:1a00::/64`).

Type: String

Required: No

### **NetworkAclId**

The ID of the ACL.

Type: String

Required: Yes

### **PortRange**

TCP or UDP protocols: The range of ports the rule applies to. Required if specifying protocol 6 (TCP) or 17 (UDP).

Type: [PortRange](#) object

Required: No

### **Protocol**

The protocol number. A value of "-1" means all protocols. If you specify "-1" or a protocol number other than "6" (TCP), "17" (UDP), or "1" (ICMP), traffic on all ports is allowed, regardless of any ports or ICMP types or codes that you specify. If you specify protocol "58" (ICMPv6) and specify an IPv4 CIDR block, traffic for all ICMP types and codes allowed, regardless of any that you specify. If you specify protocol "58" (ICMPv6) and specify an IPv6 CIDR block, you must specify an ICMP type and code.

Type: String

Required: Yes

### **RuleAction**

Indicates whether to allow or deny the traffic that matches the rule.

Type: String

Valid Values: allow | deny

Required: Yes

### RuleNumber

The rule number of the entry to replace.

Type: Integer

Required: Yes

## Response Elements

The following elements are returned by the service.

### requestId

The ID of the request.

Type: String

### return

Is `true` if the request succeeds, and `an error` otherwise.

Type: Boolean

## Errors

For information about the errors that are common to all actions, see [Common client error codes](#).

## Examples

### Example

This example replaces the egress entry numbered 110 in the specified network ACL. The new rule denies egress traffic destined for any IPv4 address (0.0.0.0/0) on TCP port 139.

### Sample Request

```
https://ec2.amazonaws.com/?Action=ReplaceNetworkAclEntry
```

```
&NetworkAclId=acl-2cb85d45
&RuleNumber=110
&Protocol="6"
&RuleAction=deny
&Egress=true
&CidrBlock=0.0.0.0/0
&PortRange.From=139
&PortRange.To=139
&AUTHPARAMS
```

## Sample Response

```
<ReplaceNetworkAclEntryResponse xmlns="http://ec2.amazonaws.com/doc/2016-11-15/">
  <requestId>59dbff89-35bd-4eac-99ed-be587EXAMPLE</requestId>
  <return>true</return>
</ReplaceNetworkAclEntryResponse>
```

## See Also

For more information about using this API in one of the language-specific AWS SDKs, see the following:

- [AWS Command Line Interface](#)
- [AWS SDK for .NET](#)
- [AWS SDK for C++](#)
- [AWS SDK for Go v2](#)
- [AWS SDK for Java V2](#)
- [AWS SDK for JavaScript V3](#)
- [AWS SDK for PHP V3](#)
- [AWS SDK for Python](#)
- [AWS SDK for Ruby V3](#)

# ReplaceRoute

Replaces an existing route within a route table in a VPC.

You must specify either a destination CIDR block or a prefix list ID. You must also specify exactly one of the resources from the parameter list, or reset the local route to its default target.

For more information, see [Route tables](#) in the *Amazon VPC User Guide*.

## Request Parameters

The following parameters are for this specific action. For more information about required and optional parameters that are common to all actions, see [Common Query Parameters](#).

### CarrierGatewayId

[IPv4 traffic only] The ID of a carrier gateway.

Type: String

Required: No

### CoreNetworkArn

The Amazon Resource Name (ARN) of the core network.

Type: String

Required: No

### DestinationCidrBlock

The IPv4 CIDR address block used for the destination match. The value that you provide must match the CIDR of an existing route in the table.

Type: String

Required: No

### DestinationIpv6CidrBlock

The IPv6 CIDR address block used for the destination match. The value that you provide must match the CIDR of an existing route in the table.

Type: String

Required: No

### **DestinationPrefixListId**

The ID of the prefix list for the route.

Type: String

Required: No

### **DryRun**

Checks whether you have the required permissions for the action, without actually making the request, and provides an error response. If you have the required permissions, the error response is `DryRunOperation`. Otherwise, it is `UnauthorizedOperation`.

Type: Boolean

Required: No

### **EgressOnlyInternetGatewayId**

[IPv6 traffic only] The ID of an egress-only internet gateway.

Type: String

Required: No

### **GatewayId**

The ID of an internet gateway or virtual private gateway.

Type: String

Required: No

### **InstanceId**

The ID of a NAT instance in your VPC.

Type: String

Required: No

### **LocalGatewayId**

The ID of the local gateway.

Type: String

Required: No

### **LocalTarget**

Specifies whether to reset the local route to its default target (`local`).

Type: Boolean

Required: No

### **NatGatewayId**

[IPv4 traffic only] The ID of a NAT gateway.

Type: String

Required: No

### **NetworkInterfaceId**

The ID of a network interface.

Type: String

Required: No

### **RouteTableId**

The ID of the route table.

Type: String

Required: Yes

### **TransitGatewayId**

The ID of a transit gateway.

Type: String

Required: No

### **VpcEndpointId**

The ID of a VPC endpoint. Supported for Gateway Load Balancer endpoints only.

Type: String



Required: No

### **VpcPeeringConnectionId**

The ID of a VPC peering connection.

Type: String

Required: No

## **Response Elements**

The following elements are returned by the service.

### **requestId**

The ID of the request.

Type: String

### **return**

Is `true` if the request succeeds, and an error otherwise.

Type: Boolean

## **Errors**

For information about the errors that are common to all actions, see [Common client error codes](#).

## **Examples**

### **Example 1**

This example replaces a route in the specified route table. The new route matches the IPv4 CIDR `10.0.0.0/8` and sends the traffic to the virtual private gateway with the ID `vgw-123456abcde123456`.

### **Sample Request**

```
https://ec2.amazonaws.com/?Action=ReplaceRoute
```

```
&RouteTableId=rtb-11223344556677889
&DestinationCidrBlock=10.0.0.0/8
&GatewayId=vgw-123456abcde123456
&AUTHPARAMS
```

## Sample Response

```
<ReplaceRouteResponse xmlns="http://ec2.amazonaws.com/doc/2016-11-15/">
  <requestId>59dbff89-35bd-4eac-99ed-be587EXAMPLE</requestId>
  <return>true</return>
</ReplaceRouteResponse>
```

## Example 2

This examples resets the target for the default local route.

## Sample Request

```
https://ec2.amazonaws.com/?Action=ReplaceRoute
&RouteTableId=rtb-11223344556677889
&DestinationCidrBlock=10.0.0.0/16
&LocalTarget=true
&AUTHPARAMS
```

## See Also

For more information about using this API in one of the language-specific AWS SDKs, see the following:

- [AWS Command Line Interface](#)
- [AWS SDK for .NET](#)
- [AWS SDK for C++](#)
- [AWS SDK for Go v2](#)
- [AWS SDK for Java V2](#)
- [AWS SDK for JavaScript V3](#)
- [AWS SDK for PHP V3](#)
- [AWS SDK for Python](#)
- [AWS SDK for Ruby V3](#)



# ReplaceRouteTableAssociation

Changes the route table associated with a given subnet, internet gateway, or virtual private gateway in a VPC. After the operation completes, the subnet or gateway uses the routes in the new route table. For more information about route tables, see [Route tables](#) in the *Amazon VPC User Guide*.

You can also use this operation to change which table is the main route table in the VPC. Specify the main route table's association ID and the route table ID of the new main route table.

## Request Parameters

The following parameters are for this specific action. For more information about required and optional parameters that are common to all actions, see [Common Query Parameters](#).

### AssociationId

The association ID.

Type: String

Required: Yes

### DryRun

Checks whether you have the required permissions for the action, without actually making the request, and provides an error response. If you have the required permissions, the error response is `DryRunOperation`. Otherwise, it is `UnauthorizedOperation`.

Type: Boolean

Required: No

### RouteTableId

The ID of the new route table to associate with the subnet.

Type: String

Required: Yes

## Response Elements

The following elements are returned by the service.

### **associationState**

The state of the association.

Type: [RouteTableAssociationState](#) object

### **newAssociationId**

The ID of the new association.

Type: String

### **requestId**

The ID of the request.

Type: String

## Errors

For information about the errors that are common to all actions, see [Common client error codes](#).

## Examples

### Example

This example starts with a route table associated with a subnet, and a corresponding association ID `rtbassoc-04ca27a6914a0b4f`. You want to associate a different route table (table `rtb-1a2b3c4d1a2b3c4d1`) to the subnet. The result is a new association ID representing the new association.

### Sample Request

```
https://ec2.amazonaws.com/?Action=ReplaceRouteTableAssociation
&AssociationId=rtbassoc-04ca27a6914a0b4f
&RouteTableId=rtb-1a2b3c4d1a2b3c4d1
&AUTHPARAMS
```

## Sample Response

```
<ReplaceRouteTableAssociationResponse xmlns="http://ec2.amazonaws.com/doc/2016-11-15/">
  <requestId>59dbff89-35bd-4eac-99ed-be587EXAMPLE</requestId>
  <newAssociationId>rtbassoc-11223344556677889</newAssociationId>
</ReplaceRouteTableAssociationResponse>
```

## See Also

For more information about using this API in one of the language-specific AWS SDKs, see the following:

- [AWS Command Line Interface](#)
- [AWS SDK for .NET](#)
- [AWS SDK for C++](#)
- [AWS SDK for Go v2](#)
- [AWS SDK for Java V2](#)
- [AWS SDK for JavaScript V3](#)
- [AWS SDK for PHP V3](#)
- [AWS SDK for Python](#)
- [AWS SDK for Ruby V3](#)

# ReplaceTransitGatewayRoute

Replaces the specified route in the specified transit gateway route table.

## Request Parameters

The following parameters are for this specific action. For more information about required and optional parameters that are common to all actions, see [Common Query Parameters](#).

### Blackhole

Indicates whether traffic matching this route is to be dropped.

Type: Boolean

Required: No

### DestinationCidrBlock

The CIDR range used for the destination match. Routing decisions are based on the most specific match.

Type: String

Required: Yes

### DryRun

Checks whether you have the required permissions for the action, without actually making the request, and provides an error response. If you have the required permissions, the error response is `DryRunOperation`. Otherwise, it is `UnauthorizedOperation`.

Type: Boolean

Required: No

### TransitGatewayAttachmentId

The ID of the attachment.

Type: String

Required: No

## TransitGatewayRouteTableId

The ID of the route table.

Type: String

Required: Yes

## Response Elements

The following elements are returned by the service.

### requestId

The ID of the request.

Type: String

### route

Information about the modified route.

Type: [TransitGatewayRoute](#) object

## Errors

For information about the errors that are common to all actions, see [Common client error codes](#).

## See Also

For more information about using this API in one of the language-specific AWS SDKs, see the following:

- [AWS Command Line Interface](#)
- [AWS SDK for .NET](#)
- [AWS SDK for C++](#)
- [AWS SDK for Go v2](#)
- [AWS SDK for Java V2](#)
- [AWS SDK for JavaScript V3](#)



- [AWS SDK for PHP V3](#)
- [AWS SDK for Python](#)
- [AWS SDK for Ruby V3](#)

# ReplaceVpnTunnel

Trigger replacement of specified VPN tunnel.

## Request Parameters

The following parameters are for this specific action. For more information about required and optional parameters that are common to all actions, see [Common Query Parameters](#).

### ApplyPendingMaintenance

Trigger pending tunnel endpoint maintenance.

Type: Boolean

Required: No

### DryRun

Checks whether you have the required permissions for the action, without actually making the request, and provides an error response. If you have the required permissions, the error response is `DryRunOperation`. Otherwise, it is `UnauthorizedOperation`.

Type: Boolean

Required: No

### VpnConnectionId

The ID of the Site-to-Site VPN connection.

Type: String

Required: Yes

### VpnTunnelOutsideIpAddress

The external IP address of the VPN tunnel.

Type: String

Required: Yes

## Response Elements

The following elements are returned by the service.

### **requestId**

The ID of the request.

Type: String

### **return**

Confirmation of replace tunnel operation.

Type: Boolean

## Errors

For information about the errors that are common to all actions, see [Common client error codes](#).

## See Also

For more information about using this API in one of the language-specific AWS SDKs, see the following:

- [AWS Command Line Interface](#)
- [AWS SDK for .NET](#)
- [AWS SDK for C++](#)
- [AWS SDK for Go v2](#)
- [AWS SDK for Java V2](#)
- [AWS SDK for JavaScript V3](#)
- [AWS SDK for PHP V3](#)
- [AWS SDK for Python](#)
- [AWS SDK for Ruby V3](#)

# ReportInstanceStatus

Submits feedback about the status of an instance. The instance must be in the `running` state. If your experience with the instance differs from the instance status returned by [DescribeInstanceStatus](#), use [ReportInstanceStatus](#) to report your experience with the instance. Amazon EC2 collects this information to improve the accuracy of status checks.

Use of this action does not change the value returned by [DescribeInstanceStatus](#).

## Request Parameters

The following parameters are for this specific action. For more information about required and optional parameters that are common to all actions, see [Common Query Parameters](#).

### Description

*This parameter has been deprecated.*

Descriptive text about the health state of your instance.

Type: String

Required: No

### DryRun

Checks whether you have the required permissions for the action, without actually making the request, and provides an error response. If you have the required permissions, the error response is `DryRunOperation`. Otherwise, it is `UnauthorizedOperation`.

Type: Boolean

Required: No

### EndTime

The time at which the reported instance health state ended.

Type: Timestamp

Required: No

## **InstanceId.N**

The instances.

Type: Array of strings

Required: Yes

## **ReasonCode.N**

The reason codes that describe the health state of your instance.

- `instance-stuck-in-state`: My instance is stuck in a state.
- `unresponsive`: My instance is unresponsive.
- `not-accepting-credentials`: My instance is not accepting my credentials.
- `password-not-available`: A password is not available for my instance.
- `performance-network`: My instance is experiencing performance problems that I believe are network related.
- `performance-instance-store`: My instance is experiencing performance problems that I believe are related to the instance stores.
- `performance-ebs-volume`: My instance is experiencing performance problems that I believe are related to an EBS volume.
- `performance-other`: My instance is experiencing performance problems.
- `other`: [explain using the description parameter]

Type: Array of strings

Valid Values: `instance-stuck-in-state` | `unresponsive` | `not-accepting-credentials` | `password-not-available` | `performance-network` | `performance-instance-store` | `performance-ebs-volume` | `performance-other` | `other`

Required: Yes

## **StartTime**

The time at which the reported instance health state began.

Type: Timestamp

Required: No

## Status

The status of all instances listed.

Type: String

Valid Values: ok | impaired

Required: Yes

## Response Elements

The following elements are returned by the service.

### requestId

The ID of the request.

Type: String

### return

Is true if the request succeeds, and an error otherwise.

Type: Boolean

## Errors

For information about the errors that are common to all actions, see [Common client error codes](#).

## Examples

### Example 1

This example reports instance health state for two instances.

### Sample Request

```
https://ec2.amazonaws.com/?Action=ReportInstanceStatus
&Status=impaired
&InstanceId.1=i-1234567890abcdef0
```

```
&InstanceId.2=i-0598c7d356eba48d7
&AUTHPARAMS
```

## Example 2

This example reports instance health state for two instances with reason codes.

### Sample Request

```
https://ec2.amazonaws.com/?Action=ReportInstanceStatus
&Description=Description+of+my+issue.
&Status=impaired
&InstanceId.1=i-1234567890abcdef0
&InstanceId.2=i-0598c7d356eba48d7
&ReasonCode.1=instance-performance-network
&ReasonCode.2=instance-performance-disk
&AUTHPARAMS
```

## See Also

For more information about using this API in one of the language-specific AWS SDKs, see the following:

- [AWS Command Line Interface](#)
- [AWS SDK for .NET](#)
- [AWS SDK for C++](#)
- [AWS SDK for Go v2](#)
- [AWS SDK for Java V2](#)
- [AWS SDK for JavaScript V3](#)
- [AWS SDK for PHP V3](#)
- [AWS SDK for Python](#)
- [AWS SDK for Ruby V3](#)

# RequestSpotFleet

Creates a Spot Fleet request.

The Spot Fleet request specifies the total target capacity and the On-Demand target capacity. Amazon EC2 calculates the difference between the total capacity and On-Demand capacity, and launches the difference as Spot capacity.

You can submit a single request that includes multiple launch specifications that vary by instance type, AMI, Availability Zone, or subnet.

By default, the Spot Fleet requests Spot Instances in the Spot Instance pool where the price per unit is the lowest. Each launch specification can include its own instance weighting that reflects the value of the instance type to your application workload.

Alternatively, you can specify that the Spot Fleet distribute the target capacity across the Spot pools included in its launch specifications. By ensuring that the Spot Instances in your Spot Fleet are in different Spot pools, you can improve the availability of your fleet.

You can specify tags for the Spot Fleet request and instances launched by the fleet. You cannot tag other resource types in a Spot Fleet request because only the `spot-fleet-request` and `instance` resource types are supported.

For more information, see [Spot Fleet requests](#) in the *Amazon EC2 User Guide*.

## Important

We strongly discourage using the RequestSpotFleet API because it is a legacy API with no planned investment. For options for requesting Spot Instances, see [Which is the best Spot request method to use?](#) in the *Amazon EC2 User Guide*.

## Request Parameters

The following parameters are for this specific action. For more information about required and optional parameters that are common to all actions, see [Common Query Parameters](#).



## DryRun

Checks whether you have the required permissions for the action, without actually making the request, and provides an error response. If you have the required permissions, the error response is `DryRunOperation`. Otherwise, it is `UnauthorizedOperation`.

Type: Boolean

Required: No

## SpotFleetRequestConfig

The configuration for the Spot Fleet request.

Type: [SpotFleetRequestConfigData](#) object

Required: Yes

## Response Elements

The following elements are returned by the service.

### requestId

The ID of the request.

Type: String

### spotFleetRequestId

The ID of the Spot Fleet request.

Type: String

## Errors

For information about the errors that are common to all actions, see [Common client error codes](#).

## Examples

### Example

This example creates a Spot Fleet request with two launch specifications.

## Sample Request

```
https://ec2.amazonaws.com/?Action=RequestSpotFleet
&SpotFleetRequestConfig.IamFleetRole=arn:aws:iam::123456789011:role/spot-fleet-role
&SpotFleetRequestConfig.TargetCapacity=5
&SpotFleetRequestConfig.LaunchSpecifications.1.ImageId=ami-1ecae776
&SpotFleetRequestConfig.LaunchSpecifications.1.InstanceType=m4.large
&SpotFleetRequestConfig.LaunchSpecifications.1.SubnetId=subnet-1a2b3c4d
&SpotFleetRequestConfig.LaunchSpecifications.2.ImageId=ami-1ecae776
&SpotFleetRequestConfig.LaunchSpecifications.2.InstanceType=m3.medium
&SpotFleetRequestConfig.LaunchSpecifications.2.SubnetId=subnet-1a2b3c4d
&AUTHPARAMS
```

## Sample Response

```
<RequestSpotFleetResponse xmlns="http://ec2.amazonaws.com/doc/2016-11-15/">
  <requestId>60262cc5-2bd4-4c8d-98ed-example</requestId>
  <spotFleetRequestId>sfr-123f8fc2-cb31-425e-abcd-example2710</spotFleetRequestId>
</RequestSpotFleetResponse>
```

## See Also

For more information about using this API in one of the language-specific AWS SDKs, see the following:

- [AWS Command Line Interface](#)
- [AWS SDK for .NET](#)
- [AWS SDK for C++](#)
- [AWS SDK for Go v2](#)
- [AWS SDK for Java V2](#)
- [AWS SDK for JavaScript V3](#)
- [AWS SDK for PHP V3](#)
- [AWS SDK for Python](#)
- [AWS SDK for Ruby V3](#)

# RequestSpotInstances

Creates a Spot Instance request.

For more information, see [Work with Spot Instance](#) in the *Amazon EC2 User Guide*.

## Important

We strongly discourage using the RequestSpotInstances API because it is a legacy API with no planned investment. For options for requesting Spot Instances, see [Which is the best Spot request method to use?](#) in the *Amazon EC2 User Guide*.

## Request Parameters

The following parameters are for this specific action. For more information about required and optional parameters that are common to all actions, see [Common Query Parameters](#).

### AvailabilityZoneGroup

The user-specified name for a logical grouping of requests.

When you specify an Availability Zone group in a Spot Instance request, all Spot Instances in the request are launched in the same Availability Zone. Instance proximity is maintained with this parameter, but the choice of Availability Zone is not. The group applies only to requests for Spot Instances of the same instance type. Any additional Spot Instance requests that are specified with the same Availability Zone group name are launched in that same Availability Zone, as long as at least one instance from the group is still active.

If there is no active instance running in the Availability Zone group that you specify for a new Spot Instance request (all instances are terminated, the request is expired, or the maximum price you specified falls below current Spot price), then Amazon EC2 launches the instance in any Availability Zone where the constraint can be met. Consequently, the subsequent set of Spot Instances could be placed in a different zone from the original request, even if you specified the same Availability Zone group.

Default: Instances are launched in any available Availability Zone.

Type: String

Required: No

### **BlockDurationMinutes**

Deprecated.

Type: Integer

Required: No

### **ClientToken**

Unique, case-sensitive identifier that you provide to ensure the idempotency of the request. For more information, see [Ensuring idempotency in Amazon EC2 API requests](#) in the *Amazon EC2 User Guide*.

Type: String

Required: No

### **DryRun**

Checks whether you have the required permissions for the action, without actually making the request, and provides an error response. If you have the required permissions, the error response is `DryRunOperation`. Otherwise, it is `UnauthorizedOperation`.

Type: Boolean

Required: No

### **InstanceCount**

The maximum number of Spot Instances to launch.

Default: 1

Type: Integer

Required: No

### **InstanceInterruptionBehavior**

The behavior when a Spot Instance is interrupted. The default is `terminate`.

Type: String

Valid Values: `hibernate` | `stop` | `terminate`

Required: No

### LaunchGroup

The instance launch group. Launch groups are Spot Instances that launch together and terminate together.

Default: Instances are launched and terminated individually

Type: String

Required: No

### LaunchSpecification

The launch specification.

Type: [RequestSpotLaunchSpecification](#) object

Required: No

### SpotPrice

The maximum price per unit hour that you are willing to pay for a Spot Instance. We do not recommend using this parameter because it can lead to increased interruptions. If you do not specify this parameter, you will pay the current Spot price.

#### Important

If you specify a maximum price, your instances will be interrupted more frequently than if you do not specify this parameter.

Type: String

Required: No

### TagSpecification.N

The key-value pair for tagging the Spot Instance request on creation. The value for `ResourceType` must be `spot-instances-request`, otherwise the Spot Instance request fails. To tag the Spot Instance request after it has been created, see [CreateTags](#).

Type: Array of [TagSpecification](#) objects

Required: No

## Type

The Spot Instance request type.

Default: one-time

Type: String

Valid Values: one-time | persistent

Required: No

## ValidFrom

The start date of the request. If this is a one-time request, the request becomes active at this date and time and remains active until all instances launch, the request expires, or the request is canceled. If the request is persistent, the request becomes active at this date and time and remains active until it expires or is canceled.

The specified start date and time cannot be equal to the current date and time. You must specify a start date and time that occurs after the current date and time.

Type: Timestamp

Required: No

## ValidUntil

The end date of the request, in UTC format (YYYY-MM-DDTHH:MM:SSZ).

- For a persistent request, the request remains active until the `ValidUntil` date and time is reached. Otherwise, the request remains active until you cancel it.
- For a one-time request, the request remains active until all instances launch, the request is canceled, or the `ValidUntil` date and time is reached. By default, the request is valid for 7 days from the date the request was created.

Type: Timestamp

Required: No

## Response Elements

The following elements are returned by the service.

## requestId

The ID of the request.

Type: String

## spotInstanceRequestSet

The Spot Instance requests.

Type: Array of [SpotInstanceRequest](#) objects

## Errors

For information about the errors that are common to all actions, see [Common client error codes](#).

## Examples

### Example 1

This example creates a one-time Spot Instance request for two instances. It does not include an Availability Zone or subnet, so Amazon EC2 selects an Availability Zone for you and launches the instances in the default subnet of the selected Availability Zone.

### Sample Request

```
https://ec2.amazonaws.com/?Action=RequestSpotInstances
&InstanceCount=2
&Type=one-time
&LaunchSpecification.ImageId=ami-1a2b3c4d
&LaunchSpecification.KeyName=my-key-pair
&LaunchSpecification.SecurityGroupId.1=sg-1a2b3c4d
&LaunchSpecification.InstanceType=m3.medium
&LaunchSpecification.IamInstanceProfile.Name=s3access
&AUTHPARAMS
```

### Example 2

The following example includes an Availability Zone. Amazon EC2 launches the instances in the default subnet of the specified Availability Zone.

## Sample Request

```
https://ec2.amazonaws.com/?Action=RequestSpotInstances
&InstanceCount=2
&Type=one-time
&LaunchSpecification.ImageId=ami-1a2b3c4d
&LaunchSpecification.KeyName=my-key-pair
&LaunchSpecification.SecurityGroupId.1=sg-1a2b3c4d
&LaunchSpecification.InstanceType=m3.medium
&LaunchSpecification.Placement.AvailabilityZone=us-west-2a
&LaunchSpecification.IamInstanceProfile.Name=s3access
&AUTHPARAMS
```

## Example 3

The following example includes a subnet. Amazon EC2 launches the instances in the specified subnet.

## Sample Request

```
https://ec2.amazonaws.com/?Action=RequestSpotInstances
&InstanceCount=2
&Type=one-time
&LaunchSpecification.ImageId=ami-1a2b3c4d
&LaunchSpecification.KeyName=my-key-pair
&LaunchSpecification.SecurityGroupId.1=sg-1a2b3c4d
&LaunchSpecification.InstanceType=m3.medium
&LaunchSpecification.SubnetId=subnet-1a2b3c4d
&LaunchSpecification.IamInstanceProfile.Name=s3access
&AUTHPARAMS
```

## See Also

For more information about using this API in one of the language-specific AWS SDKs, see the following:

- [AWS Command Line Interface](#)
- [AWS SDK for .NET](#)
- [AWS SDK for C++](#)
- [AWS SDK for Go v2](#)



- [AWS SDK for Java V2](#)
- [AWS SDK for JavaScript V3](#)
- [AWS SDK for PHP V3](#)
- [AWS SDK for Python](#)
- [AWS SDK for Ruby V3](#)

# ResetAddressAttribute

Resets the attribute of the specified IP address. For requirements, see [Using reverse DNS for email applications](#).

## Request Parameters

The following parameters are for this specific action. For more information about required and optional parameters that are common to all actions, see [Common Query Parameters](#).

### AllocationId

[EC2-VPC] The allocation ID.

Type: String

Required: Yes

### Attribute

The attribute of the IP address.

Type: String

Valid Values: domain-name

Required: Yes

### DryRun

Checks whether you have the required permissions for the action, without actually making the request, and provides an error response. If you have the required permissions, the error response is `DryRunOperation`. Otherwise, it is `UnauthorizedOperation`.

Type: Boolean

Required: No

## Response Elements

The following elements are returned by the service.

## address

Information about the IP address.

Type: [AddressAttribute](#) object

## requestId

The ID of the request.

Type: String

## Errors

For information about the errors that are common to all actions, see [Common client error codes](#).

## See Also

For more information about using this API in one of the language-specific AWS SDKs, see the following:

- [AWS Command Line Interface](#)
- [AWS SDK for .NET](#)
- [AWS SDK for C++](#)
- [AWS SDK for Go v2](#)
- [AWS SDK for Java V2](#)
- [AWS SDK for JavaScript V3](#)
- [AWS SDK for PHP V3](#)
- [AWS SDK for Python](#)
- [AWS SDK for Ruby V3](#)

# ResetEbsDefaultKmsKeyId

Resets the default AWS KMS key for EBS encryption for your account in this Region to the AWS managed KMS key for EBS.

After resetting the default KMS key to the AWS managed KMS key, you can continue to encrypt by a customer managed KMS key by specifying it when you create the volume. For more information, see [Amazon EBS encryption](#) in the *Amazon EBS User Guide*.

## Request Parameters

For more information about required and optional parameters that are common to all actions, see [Common Query Parameters](#).

### DryRun

Checks whether you have the required permissions for the action, without actually making the request, and provides an error response. If you have the required permissions, the error response is `DryRunOperation`. Otherwise, it is `UnauthorizedOperation`.

Type: Boolean

Required: No

## Response Elements

The following elements are returned by the service.

### kmsKeyId

The Amazon Resource Name (ARN) of the default KMS key for EBS encryption by default.

Type: String

### requestId

The ID of the request.

Type: String

## Errors

For information about the errors that are common to all actions, see [Common client error codes](#).

## See Also

For more information about using this API in one of the language-specific AWS SDKs, see the following:

- [AWS Command Line Interface](#)
- [AWS SDK for .NET](#)
- [AWS SDK for C++](#)
- [AWS SDK for Go v2](#)
- [AWS SDK for Java V2](#)
- [AWS SDK for JavaScript V3](#)
- [AWS SDK for PHP V3](#)
- [AWS SDK for Python](#)
- [AWS SDK for Ruby V3](#)

# ResetFpgaImageAttribute

Resets the specified attribute of the specified Amazon FPGA Image (AFI) to its default value. You can only reset the load permission attribute.

## Request Parameters

The following parameters are for this specific action. For more information about required and optional parameters that are common to all actions, see [Common Query Parameters](#).

### Attribute

The attribute.

Type: String

Valid Values: `loadPermission`

Required: No

### DryRun

Checks whether you have the required permissions for the action, without actually making the request, and provides an error response. If you have the required permissions, the error response is `DryRunOperation`. Otherwise, it is `UnauthorizedOperation`.

Type: Boolean

Required: No

### FpgaImageId

The ID of the AFI.

Type: String

Required: Yes

## Response Elements

The following elements are returned by the service.

## requestId

The ID of the request.

Type: String

## return

Is `true` if the request succeeds, and an error otherwise.

Type: Boolean

## Errors

For information about the errors that are common to all actions, see [Common client error codes](#).

## Examples

### Example

This example resets the load permissions for the specified AFI.

### Sample Request

```
https://ec2.amazonaws.com/?Action=ResetFpgaImageAttribute
&FpgaImageId=afi-0d123e21abcc85abc
&Attribute=loadPermission
&AUTHPARAMS
```

### Sample Response

```
<ResetFpgaImageAttributeResponse xmlns="http://ec2.amazonaws.com/doc/2016-11-15/">
  <requestId>ccb58a32-30ee-4f9b-831c-639example</requestId>
  <return>true</return>
</ResetFpgaImageAttributeResponse>
```

## See Also

For more information about using this API in one of the language-specific AWS SDKs, see the following:

- [AWS Command Line Interface](#)
- [AWS SDK for .NET](#)
- [AWS SDK for C++](#)
- [AWS SDK for Go v2](#)
- [AWS SDK for Java V2](#)
- [AWS SDK for JavaScript V3](#)
- [AWS SDK for PHP V3](#)
- [AWS SDK for Python](#)
- [AWS SDK for Ruby V3](#)



# ResetImageAttribute

Resets an attribute of an AMI to its default value.

## Request Parameters

The following parameters are for this specific action. For more information about required and optional parameters that are common to all actions, see [Common Query Parameters](#).

### Attribute

The attribute to reset (currently you can only reset the launch permission attribute).

Type: String

Valid Values: `launchPermission`

Required: Yes

### DryRun

Checks whether you have the required permissions for the action, without actually making the request, and provides an error response. If you have the required permissions, the error response is `DryRunOperation`. Otherwise, it is `UnauthorizedOperation`.

Type: Boolean

Required: No

### ImageId

The ID of the AMI.

Type: String

Required: Yes

## Response Elements

The following elements are returned by the service.

### requestId

The ID of the request.

Type: String

## return

Is true if the request succeeds, and an error otherwise.

Type: Boolean

## Errors

For information about the errors that are common to all actions, see [Common client error codes](#).

## Examples

### Example

This example resets the `launchPermission` attribute for the specified AMI.

### Sample Request

```
https://ec2.amazonaws.com/?Action=ResetImageAttribute
&ImageId=ami-61a54008
&Attribute=launchPermission
&AUTHPARAMS
```

### Sample Response

```
<ResetImageAttributeResponse xmlns="http://ec2.amazonaws.com/doc/2016-11-15/">
  <requestId>59dbff89-35bd-4eac-99ed-be587EXAMPLE</requestId>
  <return>true</return>
</ResetImageAttributeResponse>
```

## See Also

For more information about using this API in one of the language-specific AWS SDKs, see the following:

- [AWS Command Line Interface](#)
- [AWS SDK for .NET](#)
- [AWS SDK for C++](#)

- [AWS SDK for Go v2](#)
- [AWS SDK for Java V2](#)
- [AWS SDK for JavaScript V3](#)
- [AWS SDK for PHP V3](#)
- [AWS SDK for Python](#)
- [AWS SDK for Ruby V3](#)

## ResetInstanceAttribute

Resets an attribute of an instance to its default value. To reset the `kernel` or `ramdisk`, the instance must be in a stopped state. To reset the `sourceDestCheck`, the instance can be either running or stopped.

The `sourceDestCheck` attribute controls whether source/destination checking is enabled. The default value is `true`, which means checking is enabled. This value must be `false` for a NAT instance to perform NAT. For more information, see [NAT instances](#) in the *Amazon VPC User Guide*.

### Request Parameters

The following parameters are for this specific action. For more information about required and optional parameters that are common to all actions, see [Common Query Parameters](#).

#### Attribute

The attribute to reset.

Type: String

Valid Values: `kernel` | `ramdisk` | `sourceDestCheck`

Required: Yes

#### DryRun

Checks whether you have the required permissions for the action, without actually making the request, and provides an error response. If you have the required permissions, the error response is `DryRunOperation`. Otherwise, it is `UnauthorizedOperation`.

Type: Boolean

Required: No

#### InstanceId

The ID of the instance.

Type: String

Required: Yes

## Response Elements

The following elements are returned by the service.

### **requestId**

The ID of the request.

Type: String

### **return**

Is true if the request succeeds, and an error otherwise.

Type: Boolean

## Errors

For information about the errors that are common to all actions, see [Common client error codes](#).

## Examples

### Example

This example resets the sourceDestCheck attribute.

### Sample Request

```
https://ec2.amazonaws.com/?Action=ResetInstanceAttribute
&InstanceId=i-1234567890abcdef0
&Attribute=sourceDestCheck
&AUTHPARAMS
```

### Sample Response

```
<ResetInstanceAttributeResponse xmlns="http://ec2.amazonaws.com/doc/2016-11-15/">
  <requestId>59dbff89-35bd-4eac-99ed-be587EXAMPLE</requestId>
  <return>true</return>
</ResetInstanceAttributeResponse>
```

## See Also

For more information about using this API in one of the language-specific AWS SDKs, see the following:

- [AWS Command Line Interface](#)
- [AWS SDK for .NET](#)
- [AWS SDK for C++](#)
- [AWS SDK for Go v2](#)
- [AWS SDK for Java V2](#)
- [AWS SDK for JavaScript V3](#)
- [AWS SDK for PHP V3](#)
- [AWS SDK for Python](#)
- [AWS SDK for Ruby V3](#)

# ResetNetworkInterfaceAttribute

Resets a network interface attribute. You can specify only one attribute at a time.

## Request Parameters

The following parameters are for this specific action. For more information about required and optional parameters that are common to all actions, see [Common Query Parameters](#).

### DryRun

Checks whether you have the required permissions for the action, without actually making the request, and provides an error response. If you have the required permissions, the error response is `DryRunOperation`. Otherwise, it is `UnauthorizedOperation`.

Type: Boolean

Required: No

### NetworkInterfaceId

The ID of the network interface.

Type: String

Required: Yes

### SourceDestCheck

The source/destination checking attribute. Resets the value to `true`.

Type: String

Required: No

## Response Elements

The following elements are returned by the service.

### requestId

The ID of the request.

Type: String

## return

Is `true` if the request succeeds, and an error otherwise.

Type: Boolean

## Errors

For information about the errors that are common to all actions, see [Common client error codes](#).

## See Also

For more information about using this API in one of the language-specific AWS SDKs, see the following:

- [AWS Command Line Interface](#)
- [AWS SDK for .NET](#)
- [AWS SDK for C++](#)
- [AWS SDK for Go v2](#)
- [AWS SDK for Java V2](#)
- [AWS SDK for JavaScript V3](#)
- [AWS SDK for PHP V3](#)
- [AWS SDK for Python](#)
- [AWS SDK for Ruby V3](#)



# ResetSnapshotAttribute

Resets permission settings for the specified snapshot.

For more information about modifying snapshot permissions, see [Share a snapshot](#) in the *Amazon EBS User Guide*.

## Request Parameters

The following parameters are for this specific action. For more information about required and optional parameters that are common to all actions, see [Common Query Parameters](#).

### Attribute

The attribute to reset. Currently, only the attribute for permission to create volumes can be reset.

Type: String

Valid Values: `productCodes` | `createVolumePermission`

Required: Yes

### DryRun

Checks whether you have the required permissions for the action, without actually making the request, and provides an error response. If you have the required permissions, the error response is `DryRunOperation`. Otherwise, it is `UnauthorizedOperation`.

Type: Boolean

Required: No

### SnapshotId

The ID of the snapshot.

Type: String

Required: Yes

## Response Elements

The following elements are returned by the service.

## requestId

The ID of the request.

Type: String

## return

Is true if the request succeeds, and an error otherwise.

Type: Boolean

## Errors

For information about the errors that are common to all actions, see [Common client error codes](#).

## Examples

### Example

This example resets the permissions for snap-1234567890abcdef0, making it a private snapshot that can only be used by the account that created it.

### Sample Request

```
https://ec2.amazonaws.com/?Action=ResetSnapshotAttribute
&SnapshotId=snap-1234567890abcdef0
&Attribute=createVolumePermission
&AUTHPARAMS
```

### Sample Response

```
<ResetSnapshotAttributeResponse xmlns="http://ec2.amazonaws.com/doc/2016-11-15/">
  <requestId>59dbff89-35bd-4eac-99ed-be587EXAMPLE</requestId>
  <return>true</return>
</ResetSnapshotAttributeResponse>
```

## See Also

For more information about using this API in one of the language-specific AWS SDKs, see the following:

- [AWS Command Line Interface](#)
- [AWS SDK for .NET](#)
- [AWS SDK for C++](#)
- [AWS SDK for Go v2](#)
- [AWS SDK for Java V2](#)
- [AWS SDK for JavaScript V3](#)
- [AWS SDK for PHP V3](#)
- [AWS SDK for Python](#)
- [AWS SDK for Ruby V3](#)

# RestoreAddressToClassic

**Note**

This action is deprecated.

Restores an Elastic IP address that was previously moved to the EC2-VPC platform back to the EC2-Classical platform. You cannot move an Elastic IP address that was originally allocated for use in EC2-VPC. The Elastic IP address must not be associated with an instance or network interface.

## Request Parameters

The following parameters are for this specific action. For more information about required and optional parameters that are common to all actions, see [Common Query Parameters](#).

### DryRun

Checks whether you have the required permissions for the action, without actually making the request, and provides an error response. If you have the required permissions, the error response is `DryRunOperation`. Otherwise, it is `UnauthorizedOperation`.

Type: Boolean

Required: No

### PublicIp

The Elastic IP address.

Type: String

Required: Yes

## Response Elements

The following elements are returned by the service.

### publicIp

The Elastic IP address.

Type: String

### **requestId**

The ID of the request.

Type: String

### **status**

The move status for the IP address.

Type: String

Valid Values: `MoveInProgress` | `InVpc` | `InClassic`

## **Errors**

For information about the errors that are common to all actions, see [Common client error codes](#).

## **See Also**

For more information about using this API in one of the language-specific AWS SDKs, see the following:

- [AWS Command Line Interface](#)
- [AWS SDK for .NET](#)
- [AWS SDK for C++](#)
- [AWS SDK for Go v2](#)
- [AWS SDK for Java V2](#)
- [AWS SDK for JavaScript V3](#)
- [AWS SDK for PHP V3](#)
- [AWS SDK for Python](#)
- [AWS SDK for Ruby V3](#)

# RestoreImageFromRecycleBin

Restores an AMI from the Recycle Bin. For more information, see [Recycle Bin](#) in the *Amazon EC2 User Guide*.

## Request Parameters

The following parameters are for this specific action. For more information about required and optional parameters that are common to all actions, see [Common Query Parameters](#).

### DryRun

Checks whether you have the required permissions for the action, without actually making the request, and provides an error response. If you have the required permissions, the error response is `DryRunOperation`. Otherwise, it is `UnauthorizedOperation`.

Type: Boolean

Required: No

### ImageId

The ID of the AMI to restore.

Type: String

Required: Yes

## Response Elements

The following elements are returned by the service.

### requestId

The ID of the request.

Type: String

### return

Returns `true` if the request succeeds; otherwise, it returns an error.

Type: Boolean

## Errors

For information about the errors that are common to all actions, see [Common client error codes](#).

## See Also

For more information about using this API in one of the language-specific AWS SDKs, see the following:

- [AWS Command Line Interface](#)
- [AWS SDK for .NET](#)
- [AWS SDK for C++](#)
- [AWS SDK for Go v2](#)
- [AWS SDK for Java V2](#)
- [AWS SDK for JavaScript V3](#)
- [AWS SDK for PHP V3](#)
- [AWS SDK for Python](#)
- [AWS SDK for Ruby V3](#)

# RestoreManagedPrefixListVersion

Restores the entries from a previous version of a managed prefix list to a new version of the prefix list.

## Request Parameters

The following parameters are for this specific action. For more information about required and optional parameters that are common to all actions, see [Common Query Parameters](#).

### CurrentVersion

The current version number for the prefix list.

Type: Long

Required: Yes

### DryRun

Checks whether you have the required permissions for the action, without actually making the request, and provides an error response. If you have the required permissions, the error response is `DryRunOperation`. Otherwise, it is `UnauthorizedOperation`.

Type: Boolean

Required: No

### PrefixListId

The ID of the prefix list.

Type: String

Required: Yes

### PreviousVersion

The version to restore.

Type: Long

Required: Yes



## Response Elements

The following elements are returned by the service.

### prefixList

Information about the prefix list.

Type: [ManagedPrefixList](#) object

### requestId

The ID of the request.

Type: String

## Errors

For information about the errors that are common to all actions, see [Common client error codes](#).

## Examples

### Example

This example restores the entries from version 1 of the specified prefix list.

### Sample Request

```
https://ec2.amazonaws.com/?Action=RestoreManagedPrefixListVersion
&PrefixListId=pl-0123123123123aabb
&CurrentVersion=3
&PreviousVersion=1
&AUTHPARAMS
```

### Sample Response

```
<RestoreManagedPrefixListVersionResponse xmlns="http://ec2.amazonaws.com/doc/2016-11-15/">
  <requestId>aeb3faff-8938-41a0-9747-example</requestId>
  <prefixList>
    <addressFamily>IPv4</addressFamily>
    <maxEntries>10</maxEntries>
```

```
<ownerId>123456789012</ownerId>
  <prefixListArn>arn:aws:ec2:us-east-1:123456789012:prefix-list/
pl-0123123123123123aabb</prefixListArn>
  <prefixListId>pl-0123123123123123aabb</prefixListId>
  <prefixListName>tgw-attachments</prefixListName>
  <state>restore-in-progress</state>
  <version>3</version>
</prefixList>
</RestoreManagedPrefixListVersionResponse>
```

## See Also

For more information about using this API in one of the language-specific AWS SDKs, see the following:

- [AWS Command Line Interface](#)
- [AWS SDK for .NET](#)
- [AWS SDK for C++](#)
- [AWS SDK for Go v2](#)
- [AWS SDK for Java V2](#)
- [AWS SDK for JavaScript V3](#)
- [AWS SDK for PHP V3](#)
- [AWS SDK for Python](#)
- [AWS SDK for Ruby V3](#)

# RestoreSnapshotFromRecycleBin

Restores a snapshot from the Recycle Bin. For more information, see [Restore snapshots from the Recycle Bin](#) in the *Amazon EBS User Guide*.

## Request Parameters

The following parameters are for this specific action. For more information about required and optional parameters that are common to all actions, see [Common Query Parameters](#).

### DryRun

Checks whether you have the required permissions for the action, without actually making the request, and provides an error response. If you have the required permissions, the error response is `DryRunOperation`. Otherwise, it is `UnauthorizedOperation`.

Type: Boolean

Required: No

### SnapshotId

The ID of the snapshot to restore.

Type: String

Required: Yes

## Response Elements

The following elements are returned by the service.

### description

The description for the snapshot.

Type: String

### encrypted

Indicates whether the snapshot is encrypted.

Type: Boolean

**outpostArn**

The ARN of the Outpost on which the snapshot is stored. For more information, see [Amazon EBS local snapshots on Outposts](#) in the *Amazon EBS User Guide*.

Type: String

**ownerId**

The ID of the AWS account that owns the EBS snapshot.

Type: String

**progress**

The progress of the snapshot, as a percentage.

Type: String

**requestId**

The ID of the request.

Type: String

**snapshotId**

The ID of the snapshot.

Type: String

**sseType**

Reserved for future use.

Type: String

Valid Values: sse-ebs | sse-kms | none

**startTime**

The time stamp when the snapshot was initiated.

Type: Timestamp

**status**

The state of the snapshot.

Type: String

Valid Values: pending | completed | error | recoverable | recovering

### **volumeld**

The ID of the volume that was used to create the snapshot.

Type: String

### **volumeSize**

The size of the volume, in GiB.

Type: Integer

## **Errors**

For information about the errors that are common to all actions, see [Common client error codes](#).

## **See Also**

For more information about using this API in one of the language-specific AWS SDKs, see the following:

- [AWS Command Line Interface](#)
- [AWS SDK for .NET](#)
- [AWS SDK for C++](#)
- [AWS SDK for Go v2](#)
- [AWS SDK for Java V2](#)
- [AWS SDK for JavaScript V3](#)
- [AWS SDK for PHP V3](#)
- [AWS SDK for Python](#)
- [AWS SDK for Ruby V3](#)

# RestoreSnapshotTier

Restores an archived Amazon EBS snapshot for use temporarily or permanently, or modifies the restore period or restore type for a snapshot that was previously temporarily restored.

For more information see [Restore an archived snapshot](#) and [modify the restore period or restore type for a temporarily restored snapshot](#) in the *Amazon EBS User Guide*.

## Request Parameters

The following parameters are for this specific action. For more information about required and optional parameters that are common to all actions, see [Common Query Parameters](#).

### DryRun

Checks whether you have the required permissions for the action, without actually making the request, and provides an error response. If you have the required permissions, the error response is `DryRunOperation`. Otherwise, it is `UnauthorizedOperation`.

Type: Boolean

Required: No

### PermanentRestore

Indicates whether to permanently restore an archived snapshot. To permanently restore an archived snapshot, specify `true` and omit the **RestoreSnapshotTierRequest** `$TemporaryRestoreDays` parameter.

Type: Boolean

Required: No

### SnapshotId

The ID of the snapshot to restore.

Type: String

Required: Yes

### TemporaryRestoreDays

Specifies the number of days for which to temporarily restore an archived snapshot. Required for temporary restores only. The snapshot will be automatically re-archived after this period.

To temporarily restore an archived snapshot, specify the number of days and omit the **PermanentRestore** parameter or set it to `false`.

Type: Integer

Required: No

## Response Elements

The following elements are returned by the service.

### **isPermanentRestore**

Indicates whether the snapshot is permanently restored. `true` indicates a permanent restore. `false` indicates a temporary restore.

Type: Boolean

### **requestId**

The ID of the request.

Type: String

### **restoreDuration**

For temporary restores only. The number of days for which the archived snapshot is temporarily restored.

Type: Integer

### **restoreStartTime**

The date and time when the snapshot restore process started.

Type: Timestamp

### **snapshotId**

The ID of the snapshot.

Type: String

## Errors

For information about the errors that are common to all actions, see [Common client error codes](#).

## See Also

For more information about using this API in one of the language-specific AWS SDKs, see the following:

- [AWS Command Line Interface](#)
- [AWS SDK for .NET](#)
- [AWS SDK for C++](#)
- [AWS SDK for Go v2](#)
- [AWS SDK for Java V2](#)
- [AWS SDK for JavaScript V3](#)
- [AWS SDK for PHP V3](#)
- [AWS SDK for Python](#)
- [AWS SDK for Ruby V3](#)



# RevokeClientVpnIngress

Removes an ingress authorization rule from a Client VPN endpoint.

## Request Parameters

The following parameters are for this specific action. For more information about required and optional parameters that are common to all actions, see [Common Query Parameters](#).

### AccessGroupId

The ID of the Active Directory group for which to revoke access.

Type: String

Required: No

### ClientVpnEndpointId

The ID of the Client VPN endpoint with which the authorization rule is associated.

Type: String

Required: Yes

### DryRun

Checks whether you have the required permissions for the action, without actually making the request, and provides an error response. If you have the required permissions, the error response is `DryRunOperation`. Otherwise, it is `UnauthorizedOperation`.

Type: Boolean

Required: No

### RevokeAllGroups

Indicates whether access should be revoked for all clients.

Type: Boolean

Required: No

### TargetNetworkCidr

The IPv4 address range, in CIDR notation, of the network for which access is being removed.

Type: String

Required: Yes

## Response Elements

The following elements are returned by the service.

### requestId

The ID of the request.

Type: String

### status

The current state of the authorization rule.

Type: [ClientVpnAuthorizationRuleStatus](#) object

## Errors

For information about the errors that are common to all actions, see [Common client error codes](#).

## Examples

### Example

This example removes an authorization rule from a Client VPN endpoint.

### Sample Request

```
https://ec2.amazonaws.com/?Action=RevokeClientVpnIngress
&ClientVpnEndpointId=cvpn-endpoint-00c5d11fc4EXAMPLE
&TargetNetworkCidr=10.0.0.0/16
&RevokeAllGroups=true
&AUTHPARAMS
```

### Sample Response

```
<RevokeClientVpnIngressResponse xmlns="http://ec2.amazonaws.com/doc/2016-11-15/">
```

```
<requestId>691de4ea-32ef-447b-b4f8-d8463XAMPLE</requestId>
<status>
  <code>revoking</code>
</status>
</RevokeClientVpnIngressResponse>
```

## See Also

For more information about using this API in one of the language-specific AWS SDKs, see the following:

- [AWS Command Line Interface](#)
- [AWS SDK for .NET](#)
- [AWS SDK for C++](#)
- [AWS SDK for Go v2](#)
- [AWS SDK for Java V2](#)
- [AWS SDK for JavaScript V3](#)
- [AWS SDK for PHP V3](#)
- [AWS SDK for Python](#)
- [AWS SDK for Ruby V3](#)

# RevokeSecurityGroupEgress

Removes the specified outbound (egress) rules from the specified security group.

You can specify rules using either rule IDs or security group rule properties. If you use rule properties, the values that you specify (for example, ports) must match the existing rule's values exactly. Each rule has a protocol, from and to ports, and destination (CIDR range, security group, or prefix list). For the TCP and UDP protocols, you must also specify the destination port or range of ports. For the ICMP protocol, you must also specify the ICMP type and code. If the security group rule has a description, you do not need to specify the description to revoke the rule.

For a default VPC, if the values you specify do not match the existing rule's values, no error is returned, and the output describes the security group rules that were not revoked.

AWS recommends that you describe the security group to verify that the rules were removed.

Rule changes are propagated to instances within the security group as quickly as possible. However, a small delay might occur.

## Request Parameters

The following parameters are for this specific action. For more information about required and optional parameters that are common to all actions, see [Common Query Parameters](#).

### CidrIp

Not supported. Use a set of IP permissions to specify the CIDR.

Type: String

Required: No

### DryRun

Checks whether you have the required permissions for the action, without actually making the request, and provides an error response. If you have the required permissions, the error response is `DryRunOperation`. Otherwise, it is `UnauthorizedOperation`.

Type: Boolean

Required: No

**FromPort**

Not supported. Use a set of IP permissions to specify the port.

Type: Integer

Required: No

**GroupId**

The ID of the security group.

Type: String

Required: Yes

**IpPermissions.N**

The sets of IP permissions. You can't specify a destination security group and a CIDR IP address range in the same set of permissions.

Type: Array of [IpPermission](#) objects

Required: No

**IpProtocol**

Not supported. Use a set of IP permissions to specify the protocol name or number.

Type: String

Required: No

**SecurityGroupRuleId.N**

The IDs of the security group rules.

Type: Array of strings

Required: No

**SourceSecurityGroupName**

Not supported. Use a set of IP permissions to specify a destination security group.

Type: String

Required: No

### **SourceSecurityGroupOwnerId**

Not supported. Use a set of IP permissions to specify a destination security group.

Type: String

Required: No

### **ToPort**

Not supported. Use a set of IP permissions to specify the port.

Type: Integer

Required: No

## **Response Elements**

The following elements are returned by the service.

### **requestId**

The ID of the request.

Type: String

### **return**

Returns `true` if the request succeeds; otherwise, returns an error.

Type: Boolean

### **unknownIpPermissionSet**

The outbound rules that were unknown to the service. In some cases, `unknownIpPermissionSet` might be in a different format from the request parameter.

Type: Array of [IpPermission](#) objects

## **Errors**

For information about the errors that are common to all actions, see [Common client error codes](#).

## Examples

### Example 1

This example revokes the access that the specified security group has to the 205.192.0.0/16 and 205.159.0.0/16 IPv4 address ranges on TCP port 80.

#### Sample Request

```
https://ec2.amazonaws.com/?Action=RevokeSecurityGroupEgress
&GroupId=sg-1a2b3c4d
&IpPermissions.1.IpProtocol=tcp
&IpPermissions.1.FromPort=80
&IpPermissions.1.ToPort=80
&IpPermissions.1.IpRanges.1.CidrIp=205.192.0.0/16
&IpPermissions.1.IpRanges.2.CidrIp=205.159.0.0/16
&AUTHPARAMS
```

### Example 2

This example revokes the access that the specified security group has to the security group with the ID sg-9a8d7f5c on TCP port 1433.

#### Sample Request

```
https://ec2.amazonaws.com/?Action=RevokeSecurityGroupEgress
&GroupId=sg-1a2b3c4d
&IpPermissions.1.IpProtocol=tcp
&IpPermissions.1.FromPort=1433
&IpPermissions.1.ToPort=1433
&IpPermissions.1.Groups.1.GroupId=sg-9a8d7f5c
&AUTHPARAMS
```

### Example 3

This example revokes TCP port 22 access to the 203.0.113.4/32 address range for the security group sg-112233. The security group rule includes the description 'Access to office CT12'. Specifying the description to revoke the rule is optional, but if you do specify the description, it must match the existing rule's value exactly.

## Sample Request

```
https://ec2.amazonaws.com/?Action=RevokeSecurityGroupEgress
&GroupId=sg-112233
&IpPermissions.1.IpProtocol=tcp
&IpPermissions.1.FromPort=22
&IpPermissions.1.ToPort=22
&IpPermissions.1.IpRanges.1.CidrIp=203.0.113.4/32
&IpPermissions.1.IpRanges.1.Description=Access to office CT12
&AUTHPARAMS
```

## See Also

For more information about using this API in one of the language-specific AWS SDKs, see the following:

- [AWS Command Line Interface](#)
- [AWS SDK for .NET](#)
- [AWS SDK for C++](#)
- [AWS SDK for Go v2](#)
- [AWS SDK for Java V2](#)
- [AWS SDK for JavaScript V3](#)
- [AWS SDK for PHP V3](#)
- [AWS SDK for Python](#)
- [AWS SDK for Ruby V3](#)



# RevokeSecurityGroupIngress

Removes the specified inbound (ingress) rules from a security group.

You can specify rules using either rule IDs or security group rule properties. If you use rule properties, the values that you specify (for example, ports) must match the existing rule's values exactly. Each rule has a protocol, from and to ports, and source (CIDR range, security group, or prefix list). For the TCP and UDP protocols, you must also specify the destination port or range of ports. For the ICMP protocol, you must also specify the ICMP type and code. If the security group rule has a description, you do not need to specify the description to revoke the rule.

For a default VPC, if the values you specify do not match the existing rule's values, no error is returned, and the output describes the security group rules that were not revoked.

For a non-default VPC, if the values you specify do not match the existing rule's values, an `InvalidPermission.NotFound` client error is returned, and no rules are revoked.

AWS recommends that you describe the security group to verify that the rules were removed.

Rule changes are propagated to instances within the security group as quickly as possible. However, a small delay might occur.

## Request Parameters

The following parameters are for this specific action. For more information about required and optional parameters that are common to all actions, see [Common Query Parameters](#).

### CidrIp

The CIDR IP address range. You can't specify this parameter when specifying a source security group.

Type: String

Required: No

### DryRun

Checks whether you have the required permissions for the action, without actually making the request, and provides an error response. If you have the required permissions, the error response is `DryRunOperation`. Otherwise, it is `UnauthorizedOperation`.

Type: Boolean

Required: No

### **FromPort**

If the protocol is TCP or UDP, this is the start of the port range. If the protocol is ICMP, this is the ICMP type or -1 (all ICMP types).

Type: Integer

Required: No

### **GroupId**

The ID of the security group.

Type: String

Required: No

### **GroupName**

[Default VPC] The name of the security group. You must specify either the security group ID or the security group name in the request. For security groups in a nondefault VPC, you must specify the security group ID.

Type: String

Required: No

### **IpPermissions.N**

The sets of IP permissions. You can't specify a source security group and a CIDR IP address range in the same set of permissions.

Type: Array of [IpPermission](#) objects

Required: No

### **IpProtocol**

The IP protocol name (`tcp`, `udp`, `icmp`) or number (see [Protocol Numbers](#)). Use -1 to specify all.

Type: String

Required: No

## SecurityGroupRuleId.N

The IDs of the security group rules.

Type: Array of strings

Required: No

## SourceSecurityGroupName

[Default VPC] The name of the source security group. You can't specify this parameter in combination with the following parameters: the CIDR IP address range, the start of the port range, the IP protocol, and the end of the port range. The source security group must be in the same VPC. To revoke a specific rule for an IP protocol and port range, use a set of IP permissions instead.

Type: String

Required: No

## SourceSecurityGroupOwnerId

Not supported.

Type: String

Required: No

## ToPort

If the protocol is TCP or UDP, this is the end of the port range. If the protocol is ICMP, this is the ICMP code or -1 (all ICMP codes).

Type: Integer

Required: No

## Response Elements

The following elements are returned by the service.

### requestId

The ID of the request.

Type: String

## return

Returns `true` if the request succeeds; otherwise, returns an error.

Type: Boolean

## unknownIpPermissionSet

The inbound rules that were unknown to the service. In some cases, `unknownIpPermissionSet` might be in a different format from the request parameter.

Type: Array of [IpPermission](#) objects

## Errors

For information about the errors that are common to all actions, see [Common client error codes](#).

## Examples

### Example 1

This example revokes TCP port 80 access from the `205.192.0.0/16` IPv4 address range for the security group named `websrv`. If the security group is for a VPC, specify the ID of the security group instead of the name.

### Sample Request

```
https://ec2.amazonaws.com/?Action=RevokeSecurityGroupIngress
&GroupName=websrv
&IpPermissions.1.IpProtocol=tcp
&IpPermissions.1.FromPort=80
&IpPermissions.1.ToPort=80
&IpPermissions.1.IpRanges.1.CidrIp=205.192.0.0/16
&AUTHPARAMS
```

### Sample Response

```
<RevokeSecurityGroupIngressResponse xmlns="http://ec2.amazonaws.com/doc/2016-11-15/">
  <requestId>59dbff89-35bd-4eac-99ed-be587EXAMPLE</requestId>
```

```
<return>>true</return>
</RevokeSecurityGroupIngressResponse>
```

## Example 2

This example revokes TCP port 22 (SSH) access from IPv6 range `2001:db8:1234:1a00::/64`.

### Sample Request

```
https://ec2.amazonaws.com/?Action=RevokeSecurityGroupIngress
&GroupName=webserv
&IpPermissions.1.IpProtocol=tcp
&IpPermissions.1.FromPort=80
&IpPermissions.1.ToPort=80
&IpPermissions.1.Ipv6Ranges.1.CidrIpv6=2001:db8:1234:1a00::/64
&AUTHPARAMS
```

## Example 3

This example revokes TCP port 22 access from the `203.0.113.4/32` address range for the security group `sg-112233`. The security group rule includes the description 'Access from workstation 1a2b'. Specifying the description to revoke the rule is optional, but if you do specify the description, it must match the existing rule's value exactly.

### Sample Request

```
https://ec2.amazonaws.com/?Action=RevokeSecurityGroupIngress
&GroupId=sg-112233
&IpPermissions.1.IpProtocol=tcp
&IpPermissions.1.FromPort=22
&IpPermissions.1.ToPort=22
&IpPermissions.1.IpRanges.1.CidrIp=203.0.113.4/32
&IpPermissions.1.IpRanges.1.Description=Access from workstation 1a2b
&AUTHPARAMS
```

## See Also

For more information about using this API in one of the language-specific AWS SDKs, see the following:

- [AWS Command Line Interface](#)

- [AWS SDK for .NET](#)
- [AWS SDK for C++](#)
- [AWS SDK for Go v2](#)
- [AWS SDK for Java V2](#)
- [AWS SDK for JavaScript V3](#)
- [AWS SDK for PHP V3](#)
- [AWS SDK for Python](#)
- [AWS SDK for Ruby V3](#)

# RunInstances

Launches the specified number of instances using an AMI for which you have permissions.

You can specify a number of options, or leave the default options. The following rules apply:

- If you don't specify a subnet ID, we choose a default subnet from your default VPC for you. If you don't have a default VPC, you must specify a subnet ID in the request.
- All instances have a network interface with a primary private IPv4 address. If you don't specify this address, we choose one from the IPv4 range of your subnet.
- Not all instance types support IPv6 addresses. For more information, see [Instance types](#).
- If you don't specify a security group ID, we use the default security group for the VPC. For more information, see [Security groups](#).
- If any of the AMIs have a product code attached for which the user has not subscribed, the request fails.

You can create a [launch template](#), which is a resource that contains the parameters to launch an instance. When you launch an instance using [RunInstances](#), you can specify the launch template instead of specifying the launch parameters.

To ensure faster instance launches, break up large requests into smaller batches. For example, create five separate launch requests for 100 instances each instead of one launch request for 500 instances.

RunInstances is subject to both request rate limiting and resource rate limiting. For more information, see [Request throttling](#).

An instance is ready for you to use when it's in the `running` state. You can check the state of your instance using [DescribeInstances](#). You can tag instances and EBS volumes during launch, after launch, or both. For more information, see [CreateTags](#) and [Tagging your Amazon EC2 resources](#).

Linux instances have access to the public key of the key pair at boot. You can use this key to provide secure access to the instance. Amazon EC2 public images use this feature to provide secure access without passwords. For more information, see [Key pairs](#).

For troubleshooting, see [What to do if an instance immediately terminates](#), and [Troubleshooting connecting to your instance](#).

## Request Parameters

The following parameters are for this specific action. For more information about required and optional parameters that are common to all actions, see [Common Query Parameters](#).

### AdditionalInfo

Reserved.

Type: String

Required: No

### BlockDeviceMapping.N

The block device mapping, which defines the EBS volumes and instance store volumes to attach to the instance at launch. For more information, see [Block device mappings](#) in the *Amazon EC2 User Guide*.

Type: Array of [BlockDeviceMapping](#) objects

Required: No

### CapacityReservationSpecification

Information about the Capacity Reservation targeting option. If you do not specify this parameter, the instance's Capacity Reservation preference defaults to open, which enables it to run in any open Capacity Reservation that has matching attributes (instance type, platform, Availability Zone).

Type: [CapacityReservationSpecification](#) object

Required: No

### ClientToken

Unique, case-sensitive identifier you provide to ensure the idempotency of the request. If you do not specify a client token, a randomly generated token is used for the request to ensure idempotency.

For more information, see [Ensuring Idempotency](#).

Constraints: Maximum 64 ASCII characters

Type: String



Required: No

### CpuOptions

The CPU options for the instance. For more information, see [Optimize CPU options](#) in the *Amazon EC2 User Guide*.

Type: [CpuOptionsRequest](#) object

Required: No

### CreditSpecification

The credit option for CPU usage of the burstable performance instance. Valid values are `standard` and `unlimited`. To change this attribute after launch, use [ModifyInstanceCreditSpecification](#). For more information, see [Burstable performance instances](#) in the *Amazon EC2 User Guide*.

Default: `standard` (T2 instances) or `unlimited` (T3/T3a/T4g instances)

For T3 instances with host tenancy, only `standard` is supported.

Type: [CreditSpecificationRequest](#) object

Required: No

### DisableApiStop

Indicates whether an instance is enabled for stop protection. For more information, see [Stop protection](#).

Type: Boolean

Required: No

### DisableApiTermination

If you set this parameter to `true`, you can't terminate the instance using the Amazon EC2 console, CLI, or API; otherwise, you can. To change this attribute after launch, use [ModifyInstanceAttribute](#). Alternatively, if you set `InstanceInitiatedShutdownBehavior` to `terminate`, you can terminate the instance by running the shutdown command from the instance.

Default: `false`

Type: Boolean

Required: No

## DryRun

Checks whether you have the required permissions for the action, without actually making the request, and provides an error response. If you have the required permissions, the error response is `DryRunOperation`. Otherwise, it is `UnauthorizedOperation`.

Type: Boolean

Required: No

## EbsOptimized

Indicates whether the instance is optimized for Amazon EBS I/O. This optimization provides dedicated throughput to Amazon EBS and an optimized configuration stack to provide optimal Amazon EBS I/O performance. This optimization isn't available with all instance types. Additional usage charges apply when using an EBS-optimized instance.

Default: `false`

Type: Boolean

Required: No

## ElasticGpuSpecification.N

An elastic GPU to associate with the instance.

### Note

Amazon Elastic Graphics reached end of life on January 8, 2024.

Type: Array of [ElasticGpuSpecification](#) objects

Required: No

## ElasticInferenceAccelerator.N

An elastic inference accelerator to associate with the instance.

**Note**

Amazon Elastic Inference (EI) is no longer available to new customers. For more information, see [Amazon Elastic Inference FAQs](#).

Type: Array of [ElasticInferenceAccelerator](#) objects

Required: No

**EnablePrimaryIpv6**

If you're launching an instance into a dual-stack or IPv6-only subnet, you can enable assigning a primary IPv6 address. A primary IPv6 address is an IPv6 GUA address associated with an ENI that you have enabled to use a primary IPv6 address. Use this option if an instance relies on its IPv6 address not changing. When you launch the instance, AWS will automatically assign an IPv6 address associated with the ENI attached to your instance to be the primary IPv6 address. Once you enable an IPv6 GUA address to be a primary IPv6, you cannot disable it. When you enable an IPv6 GUA address to be a primary IPv6, the first IPv6 GUA will be made the primary IPv6 address until the instance is terminated or the network interface is detached. If you have multiple IPv6 addresses associated with an ENI attached to your instance and you enable a primary IPv6 address, the first IPv6 GUA address associated with the ENI becomes the primary IPv6 address.

Type: Boolean

Required: No

**EnclaveOptions**

Indicates whether the instance is enabled for AWS Nitro Enclaves. For more information, see [What is AWS Nitro Enclaves?](#) in the *AWS Nitro Enclaves User Guide*.

You can't enable AWS Nitro Enclaves and hibernation on the same instance.

Type: [EnclaveOptionsRequest](#) object

Required: No

## HibernationOptions

Indicates whether an instance is enabled for hibernation. This parameter is valid only if the instance meets the [hibernation prerequisites](#). For more information, see [Hibernate your Amazon EC2 instance](#) in the *Amazon EC2 User Guide*.

You can't enable hibernation and AWS Nitro Enclaves on the same instance.

Type: [HibernationOptionsRequest](#) object

Required: No

## IamInstanceProfile

The name or Amazon Resource Name (ARN) of an IAM instance profile.

Type: [IamInstanceProfileSpecification](#) object

Required: No

## ImageId

The ID of the AMI. An AMI ID is required to launch an instance and must be specified here or in a launch template.

Type: String

Required: No

## InstanceInitiatedShutdownBehavior

Indicates whether an instance stops or terminates when you initiate shutdown from the instance (using the operating system command for system shutdown).

Default: stop

Type: String

Valid Values: stop | terminate

Required: No

## InstanceMarketOptions

The market (purchasing) option for the instances.

Type: [InstanceMarketOptionsRequest](#) object

Required: No

## InstanceType

The instance type. For more information, see [Amazon EC2 instance types](#) in the *Amazon EC2 User Guide*.

Type: String

Valid Values: a1.medium | a1.large | a1.xlarge | a1.2xlarge | a1.4xlarge | a1.metal | c1.medium | c1.xlarge | c3.large | c3.xlarge | c3.2xlarge | c3.4xlarge | c3.8xlarge | c4.large | c4.xlarge | c4.2xlarge | c4.4xlarge | c4.8xlarge | c5.large | c5.xlarge | c5.2xlarge | c5.4xlarge | c5.9xlarge | c5.12xlarge | c5.18xlarge | c5.24xlarge | c5.metal | c5a.large | c5a.xlarge | c5a.2xlarge | c5a.4xlarge | c5a.8xlarge | c5a.12xlarge | c5a.16xlarge | c5a.24xlarge | c5ad.large | c5ad.xlarge | c5ad.2xlarge | c5ad.4xlarge | c5ad.8xlarge | c5ad.12xlarge | c5ad.16xlarge | c5ad.24xlarge | c5d.large | c5d.xlarge | c5d.2xlarge | c5d.4xlarge | c5d.9xlarge | c5d.12xlarge | c5d.18xlarge | c5d.24xlarge | c5d.metal | c5n.large | c5n.xlarge | c5n.2xlarge | c5n.4xlarge | c5n.9xlarge | c5n.18xlarge | c5n.metal | c6g.medium | c6g.large | c6g.xlarge | c6g.2xlarge | c6g.4xlarge | c6g.8xlarge | c6g.12xlarge | c6g.16xlarge | c6g.metal | c6gd.medium | c6gd.large | c6gd.xlarge | c6gd.2xlarge | c6gd.4xlarge | c6gd.8xlarge | c6gd.12xlarge | c6gd.16xlarge | c6gd.metal | c6gn.medium | c6gn.large | c6gn.xlarge | c6gn.2xlarge | c6gn.4xlarge | c6gn.8xlarge | c6gn.12xlarge | c6gn.16xlarge | c6i.large | c6i.xlarge | c6i.2xlarge | c6i.4xlarge | c6i.8xlarge | c6i.12xlarge | c6i.16xlarge | c6i.24xlarge | c6i.32xlarge | c6i.metal | cc1.4xlarge | cc2.8xlarge | cg1.4xlarge | cr1.8xlarge | d2.xlarge | d2.2xlarge | d2.4xlarge | d2.8xlarge | d3.xlarge | d3.2xlarge | d3.4xlarge | d3.8xlarge | d3en.xlarge | d3en.2xlarge | d3en.4xlarge | d3en.6xlarge | d3en.8xlarge | d3en.12xlarge | dl1.24xlarge | f1.2xlarge | f1.4xlarge | f1.16xlarge | g2.2xlarge | g2.8xlarge | g3.4xlarge | g3.8xlarge | g3.16xlarge | g3s.xlarge | g4ad.xlarge | g4ad.2xlarge | g4ad.4xlarge | g4ad.8xlarge | g4ad.16xlarge | g4dn.xlarge | g4dn.2xlarge | g4dn.4xlarge | g4dn.8xlarge | g4dn.12xlarge | g4dn.16xlarge | g4dn.metal | g5.xlarge | g5.2xlarge | g5.4xlarge | g5.8xlarge | g5.12xlarge | g5.16xlarge | g5.24xlarge |

g5.48xlarge | g5g.xlarge | g5g.2xlarge | g5g.4xlarge | g5g.8xlarge |  
g5g.16xlarge | g5g.metal | hi1.4xlarge | hpc6a.48xlarge | hs1.8xlarge  
| h1.2xlarge | h1.4xlarge | h1.8xlarge | h1.16xlarge | i2.xlarge  
| i2.2xlarge | i2.4xlarge | i2.8xlarge | i3.large | i3.xlarge |  
i3.2xlarge | i3.4xlarge | i3.8xlarge | i3.16xlarge | i3.metal |  
i3en.large | i3en.xlarge | i3en.2xlarge | i3en.3xlarge | i3en.6xlarge |  
i3en.12xlarge | i3en.24xlarge | i3en.metal | im4gn.large | im4gn.xlarge  
| im4gn.2xlarge | im4gn.4xlarge | im4gn.8xlarge | im4gn.16xlarge  
| inf1.xlarge | inf1.2xlarge | inf1.6xlarge | inf1.24xlarge |  
is4gen.medium | is4gen.large | is4gen.xlarge | is4gen.2xlarge |  
is4gen.4xlarge | is4gen.8xlarge | m1.small | m1.medium | m1.large  
| m1.xlarge | m2.xlarge | m2.2xlarge | m2.4xlarge | m3.medium |  
m3.large | m3.xlarge | m3.2xlarge | m4.large | m4.xlarge | m4.2xlarge  
| m4.4xlarge | m4.10xlarge | m4.16xlarge | m5.large | m5.xlarge |  
m5.2xlarge | m5.4xlarge | m5.8xlarge | m5.12xlarge | m5.16xlarge  
| m5.24xlarge | m5.metal | m5a.large | m5a.xlarge | m5a.2xlarge |  
m5a.4xlarge | m5a.8xlarge | m5a.12xlarge | m5a.16xlarge | m5a.24xlarge  
| m5ad.large | m5ad.xlarge | m5ad.2xlarge | m5ad.4xlarge | m5ad.8xlarge  
| m5ad.12xlarge | m5ad.16xlarge | m5ad.24xlarge | m5d.large | m5d.xlarge  
| m5d.2xlarge | m5d.4xlarge | m5d.8xlarge | m5d.12xlarge | m5d.16xlarge  
| m5d.24xlarge | m5d.metal | m5dn.large | m5dn.xlarge | m5dn.2xlarge  
| m5dn.4xlarge | m5dn.8xlarge | m5dn.12xlarge | m5dn.16xlarge |  
m5dn.24xlarge | m5dn.metal | m5n.large | m5n.xlarge | m5n.2xlarge |  
m5n.4xlarge | m5n.8xlarge | m5n.12xlarge | m5n.16xlarge | m5n.24xlarge  
| m5n.metal | m5zn.large | m5zn.xlarge | m5zn.2xlarge | m5zn.3xlarge  
| m5zn.6xlarge | m5zn.12xlarge | m5zn.metal | m6a.large | m6a.xlarge |  
m6a.2xlarge | m6a.4xlarge | m6a.8xlarge | m6a.12xlarge | m6a.16xlarge  
| m6a.24xlarge | m6a.32xlarge | m6a.48xlarge | m6g.metal | m6g.medium  
| m6g.large | m6g.xlarge | m6g.2xlarge | m6g.4xlarge | m6g.8xlarge |  
m6g.12xlarge | m6g.16xlarge | m6gd.metal | m6gd.medium | m6gd.large |  
m6gd.xlarge | m6gd.2xlarge | m6gd.4xlarge | m6gd.8xlarge | m6gd.12xlarge  
| m6gd.16xlarge | m6i.large | m6i.xlarge | m6i.2xlarge | m6i.4xlarge |  
m6i.8xlarge | m6i.12xlarge | m6i.16xlarge | m6i.24xlarge | m6i.32xlarge  
| m6i.metal | mac1.metal | p2.xlarge | p2.8xlarge | p2.16xlarge |  
p3.2xlarge | p3.8xlarge | p3.16xlarge | p3dn.24xlarge | p4d.24xlarge |  
r3.large | r3.xlarge | r3.2xlarge | r3.4xlarge | r3.8xlarge | r4.large

| r4.xlarge | r4.2xlarge | r4.4xlarge | r4.8xlarge | r4.16xlarge  
| r5.large | r5.xlarge | r5.2xlarge | r5.4xlarge | r5.8xlarge |  
r5.12xlarge | r5.16xlarge | r5.24xlarge | r5.metal | r5a.large |  
r5a.xlarge | r5a.2xlarge | r5a.4xlarge | r5a.8xlarge | r5a.12xlarge |  
r5a.16xlarge | r5a.24xlarge | r5ad.large | r5ad.xlarge | r5ad.2xlarge  
| r5ad.4xlarge | r5ad.8xlarge | r5ad.12xlarge | r5ad.16xlarge |  
r5ad.24xlarge | r5b.large | r5b.xlarge | r5b.2xlarge | r5b.4xlarge |  
r5b.8xlarge | r5b.12xlarge | r5b.16xlarge | r5b.24xlarge | r5b.metal  
| r5d.large | r5d.xlarge | r5d.2xlarge | r5d.4xlarge | r5d.8xlarge |  
r5d.12xlarge | r5d.16xlarge | r5d.24xlarge | r5d.metal | r5dn.large |  
r5dn.xlarge | r5dn.2xlarge | r5dn.4xlarge | r5dn.8xlarge | r5dn.12xlarge  
| r5dn.16xlarge | r5dn.24xlarge | r5dn.metal | r5n.large | r5n.xlarge  
| r5n.2xlarge | r5n.4xlarge | r5n.8xlarge | r5n.12xlarge | r5n.16xlarge  
| r5n.24xlarge | r5n.metal | r6g.medium | r6g.large | r6g.xlarge |  
r6g.2xlarge | r6g.4xlarge | r6g.8xlarge | r6g.12xlarge | r6g.16xlarge  
| r6g.metal | r6gd.medium | r6gd.large | r6gd.xlarge | r6gd.2xlarge  
| r6gd.4xlarge | r6gd.8xlarge | r6gd.12xlarge | r6gd.16xlarge |  
r6gd.metal | r6i.large | r6i.xlarge | r6i.2xlarge | r6i.4xlarge |  
r6i.8xlarge | r6i.12xlarge | r6i.16xlarge | r6i.24xlarge | r6i.32xlarge  
| r6i.metal | t1.micro | t2.nano | t2.micro | t2.small | t2.medium |  
t2.large | t2.xlarge | t2.2xlarge | t3.nano | t3.micro | t3.small |  
t3.medium | t3.large | t3.xlarge | t3.2xlarge | t3a.nano | t3a.micro  
| t3a.small | t3a.medium | t3a.large | t3a.xlarge | t3a.2xlarge |  
t4g.nano | t4g.micro | t4g.small | t4g.medium | t4g.large | t4g.xlarge  
| t4g.2xlarge | u-6tb1.56xlarge | u-6tb1.112xlarge | u-9tb1.112xlarge  
| u-12tb1.112xlarge | u-6tb1.metal | u-9tb1.metal | u-12tb1.metal |  
u-18tb1.metal | u-24tb1.metal | vt1.3xlarge | vt1.6xlarge | vt1.24xlarge  
| x1.16xlarge | x1.32xlarge | x1e.xlarge | x1e.2xlarge | x1e.4xlarge  
| x1e.8xlarge | x1e.16xlarge | x1e.32xlarge | x2iezn.2xlarge |  
x2iezn.4xlarge | x2iezn.6xlarge | x2iezn.8xlarge | x2iezn.12xlarge |  
x2iezn.metal | x2gd.medium | x2gd.large | x2gd.xlarge | x2gd.2xlarge  
| x2gd.4xlarge | x2gd.8xlarge | x2gd.12xlarge | x2gd.16xlarge |  
x2gd.metal | z1d.large | z1d.xlarge | z1d.2xlarge | z1d.3xlarge |  
z1d.6xlarge | z1d.12xlarge | z1d.metal | x2idn.16xlarge | x2idn.24xlarge  
| x2idn.32xlarge | x2iedn.xlarge | x2iedn.2xlarge | x2iedn.4xlarge |  
x2iedn.8xlarge | x2iedn.16xlarge | x2iedn.24xlarge | x2iedn.32xlarge

| c6a.large | c6a.xlarge | c6a.2xlarge | c6a.4xlarge | c6a.8xlarge |  
c6a.12xlarge | c6a.16xlarge | c6a.24xlarge | c6a.32xlarge | c6a.48xlarge  
| c6a.metal | m6a.metal | i4i.large | i4i.xlarge | i4i.2xlarge |  
i4i.4xlarge | i4i.8xlarge | i4i.16xlarge | i4i.32xlarge | i4i.metal  
| x2idn.metal | x2iedn.metal | c7g.medium | c7g.large | c7g.xlarge |  
c7g.2xlarge | c7g.4xlarge | c7g.8xlarge | c7g.12xlarge | c7g.16xlarge  
| mac2.metal | c6id.large | c6id.xlarge | c6id.2xlarge | c6id.4xlarge  
| c6id.8xlarge | c6id.12xlarge | c6id.16xlarge | c6id.24xlarge |  
c6id.32xlarge | c6id.metal | m6id.large | m6id.xlarge | m6id.2xlarge  
| m6id.4xlarge | m6id.8xlarge | m6id.12xlarge | m6id.16xlarge |  
m6id.24xlarge | m6id.32xlarge | m6id.metal | r6id.large | r6id.xlarge  
| r6id.2xlarge | r6id.4xlarge | r6id.8xlarge | r6id.12xlarge |  
r6id.16xlarge | r6id.24xlarge | r6id.32xlarge | r6id.metal | r6a.large  
| r6a.xlarge | r6a.2xlarge | r6a.4xlarge | r6a.8xlarge | r6a.12xlarge  
| r6a.16xlarge | r6a.24xlarge | r6a.32xlarge | r6a.48xlarge |  
r6a.metal | p4de.24xlarge | u-3tb1.56xlarge | u-18tb1.112xlarge |  
u-24tb1.112xlarge | trn1.2xlarge | trn1.32xlarge | hpc6id.32xlarge |  
c6in.large | c6in.xlarge | c6in.2xlarge | c6in.4xlarge | c6in.8xlarge  
| c6in.12xlarge | c6in.16xlarge | c6in.24xlarge | c6in.32xlarge |  
m6in.large | m6in.xlarge | m6in.2xlarge | m6in.4xlarge | m6in.8xlarge  
| m6in.12xlarge | m6in.16xlarge | m6in.24xlarge | m6in.32xlarge  
| m6idn.large | m6idn.xlarge | m6idn.2xlarge | m6idn.4xlarge |  
m6idn.8xlarge | m6idn.12xlarge | m6idn.16xlarge | m6idn.24xlarge |  
m6idn.32xlarge | r6in.large | r6in.xlarge | r6in.2xlarge | r6in.4xlarge  
| r6in.8xlarge | r6in.12xlarge | r6in.16xlarge | r6in.24xlarge  
| r6in.32xlarge | r6idn.large | r6idn.xlarge | r6idn.2xlarge |  
r6idn.4xlarge | r6idn.8xlarge | r6idn.12xlarge | r6idn.16xlarge |  
r6idn.24xlarge | r6idn.32xlarge | c7g.metal | m7g.medium | m7g.large  
| m7g.xlarge | m7g.2xlarge | m7g.4xlarge | m7g.8xlarge | m7g.12xlarge  
| m7g.16xlarge | m7g.metal | r7g.medium | r7g.large | r7g.xlarge |  
r7g.2xlarge | r7g.4xlarge | r7g.8xlarge | r7g.12xlarge | r7g.16xlarge  
| r7g.metal | c6in.metal | m6in.metal | m6idn.metal | r6in.metal |  
r6idn.metal | inf2.xlarge | inf2.8xlarge | inf2.24xlarge | inf2.48xlarge  
| trn1n.32xlarge | i4g.large | i4g.xlarge | i4g.2xlarge | i4g.4xlarge  
| i4g.8xlarge | i4g.16xlarge | hpc7g.4xlarge | hpc7g.8xlarge |  
hpc7g.16xlarge | c7gn.medium | c7gn.large | c7gn.xlarge | c7gn.2xlarge



| c7gn.4xlarge | c7gn.8xlarge | c7gn.12xlarge | c7gn.16xlarge |  
p5.48xlarge | m7i.large | m7i.xlarge | m7i.2xlarge | m7i.4xlarge |  
m7i.8xlarge | m7i.12xlarge | m7i.16xlarge | m7i.24xlarge | m7i.48xlarge  
| m7i-flex.large | m7i-flex.xlarge | m7i-flex.2xlarge | m7i-flex.4xlarge  
| m7i-flex.8xlarge | m7a.medium | m7a.large | m7a.xlarge | m7a.2xlarge |  
m7a.4xlarge | m7a.8xlarge | m7a.12xlarge | m7a.16xlarge | m7a.24xlarge  
| m7a.32xlarge | m7a.48xlarge | m7a.metal-48xl | hpc7a.12xlarge |  
hpc7a.24xlarge | hpc7a.48xlarge | hpc7a.96xlarge | c7gd.medium |  
c7gd.large | c7gd.xlarge | c7gd.2xlarge | c7gd.4xlarge | c7gd.8xlarge |  
c7gd.12xlarge | c7gd.16xlarge | m7gd.medium | m7gd.large | m7gd.xlarge  
| m7gd.2xlarge | m7gd.4xlarge | m7gd.8xlarge | m7gd.12xlarge |  
m7gd.16xlarge | r7gd.medium | r7gd.large | r7gd.xlarge | r7gd.2xlarge |  
r7gd.4xlarge | r7gd.8xlarge | r7gd.12xlarge | r7gd.16xlarge | r7a.medium  
| r7a.large | r7a.xlarge | r7a.2xlarge | r7a.4xlarge | r7a.8xlarge |  
r7a.12xlarge | r7a.16xlarge | r7a.24xlarge | r7a.32xlarge | r7a.48xlarge  
| c7i.large | c7i.xlarge | c7i.2xlarge | c7i.4xlarge | c7i.8xlarge  
| c7i.12xlarge | c7i.16xlarge | c7i.24xlarge | c7i.48xlarge | mac2-  
m2pro.metal | r7iz.large | r7iz.xlarge | r7iz.2xlarge | r7iz.4xlarge  
| r7iz.8xlarge | r7iz.12xlarge | r7iz.16xlarge | r7iz.32xlarge |  
c7a.medium | c7a.large | c7a.xlarge | c7a.2xlarge | c7a.4xlarge |  
c7a.8xlarge | c7a.12xlarge | c7a.16xlarge | c7a.24xlarge | c7a.32xlarge  
| c7a.48xlarge | c7a.metal-48xl | r7a.metal-48xl | r7i.large |  
r7i.xlarge | r7i.2xlarge | r7i.4xlarge | r7i.8xlarge | r7i.12xlarge  
| r7i.16xlarge | r7i.24xlarge | r7i.48xlarge | dl2q.24xlarge | mac2-  
m2.metal | i4i.12xlarge | i4i.24xlarge | c7i.metal-24xl | c7i.metal-48xl  
| m7i.metal-24xl | m7i.metal-48xl | r7i.metal-24xl | r7i.metal-48xl |  
r7iz.metal-16xl | r7iz.metal-32xl | c7gd.metal | m7gd.metal | r7gd.metal  
| g6.xlarge | g6.2xlarge | g6.4xlarge | g6.8xlarge | g6.12xlarge |  
g6.16xlarge | g6.24xlarge | g6.48xlarge | gr6.4xlarge | gr6.8xlarge |  
c7i-flex.large | c7i-flex.xlarge | c7i-flex.2xlarge | c7i-flex.4xlarge  
| c7i-flex.8xlarge | u7i-12tb.224xlarge | u7in-16tb.224xlarge |  
u7in-24tb.224xlarge | u7in-32tb.224xlarge | u7ib-12tb.224xlarge |  
c7gn.metal | r8g.medium | r8g.large | r8g.xlarge | r8g.2xlarge |  
r8g.4xlarge | r8g.8xlarge | r8g.12xlarge | r8g.16xlarge | r8g.24xlarge |  
r8g.48xlarge | r8g.metal-24xl | r8g.metal-48xl | mac2-m1ultra.metal

Required: No

## **Ipv6Address.N**

The IPv6 addresses from the range of the subnet to associate with the primary network interface. You cannot specify this option and the option to assign a number of IPv6 addresses in the same request. You cannot specify this option if you've specified a minimum number of instances to launch.

You cannot specify this option and the network interfaces option in the same request.

Type: Array of [InstanceIpv6Address](#) objects

Required: No

## **Ipv6AddressCount**

The number of IPv6 addresses to associate with the primary network interface. Amazon EC2 chooses the IPv6 addresses from the range of your subnet. You cannot specify this option and the option to assign specific IPv6 addresses in the same request. You can specify this option if you've specified a minimum number of instances to launch.

You cannot specify this option and the network interfaces option in the same request.

Type: Integer

Required: No

## **KernelId**

The ID of the kernel.

### **Important**

We recommend that you use PV-GRUB instead of kernels and RAM disks. For more information, see [PV-GRUB](#) in the *Amazon EC2 User Guide*.

Type: String

Required: No

## **KeyName**

The name of the key pair. You can create a key pair using [CreateKeyPair](#) or [ImportKeyPair](#).

**⚠ Important**

If you do not specify a key pair, you can't connect to the instance unless you choose an AMI that is configured to allow users another way to log in.

Type: String

Required: No

**LaunchTemplate**

The launch template. Any additional parameters that you specify for the new instance overwrite the corresponding parameters included in the launch template.

Type: [LaunchTemplateSpecification](#) object

Required: No

**LicenseSpecification.N**

The license configurations.

Type: Array of [LicenseConfigurationRequest](#) objects

Required: No

**MaintenanceOptions**

The maintenance and recovery options for the instance.

Type: [InstanceMaintenanceOptionsRequest](#) object

Required: No

**MaxCount**

The maximum number of instances to launch. If you specify a value that is more capacity than Amazon EC2 can launch in the target Availability Zone, Amazon EC2 launches the largest possible number of instances above the specified minimum count.

Constraints: Between 1 and the quota for the specified instance type for your account for this Region. For more information, see [Amazon EC2 instance type quotas](#).

Type: Integer

Required: Yes

### MetadataOptions

The metadata options for the instance. For more information, see [Instance metadata and user data](#).

Type: [InstanceMetadataOptionsRequest](#) object

Required: No

### MinCount

The minimum number of instances to launch. If you specify a value that is more capacity than Amazon EC2 can provide in the target Availability Zone, Amazon EC2 does not launch any instances.

Constraints: Between 1 and the quota for the specified instance type for your account for this Region. For more information, see [Amazon EC2 instance type quotas](#).

Type: Integer

Required: Yes

### Monitoring

Specifies whether detailed monitoring is enabled for the instance.

Type: [RunInstancesMonitoringEnabled](#) object

Required: No

### NetworkInterface.N

The network interfaces to associate with the instance.

Type: Array of [InstanceNetworkInterfaceSpecification](#) objects

Required: No

### Placement

The placement for the instance.

Type: [Placement](#) object

Required: No

### PrivateDnsNameOptions

The options for the instance hostname. The default values are inherited from the subnet. Applies only if creating a network interface, not attaching an existing one.

Type: [PrivateDnsNameOptionsRequest](#) object

Required: No

### PrivateIpAddress

The primary IPv4 address. You must specify a value from the IPv4 address range of the subnet.

Only one private IP address can be designated as primary. You can't specify this option if you've specified the option to designate a private IP address as the primary IP address in a network interface specification. You cannot specify this option if you're launching more than one instance in the request.

You cannot specify this option and the network interfaces option in the same request.

Type: String

Required: No

### RamdiskId

The ID of the RAM disk to select. Some kernels require additional drivers at launch. Check the kernel requirements for information about whether you need to specify a RAM disk. To find kernel requirements, go to the AWS Resource Center and search for the kernel ID.

#### Important

We recommend that you use PV-GRUB instead of kernels and RAM disks. For more information, see [PV-GRUB](#) in the *Amazon EC2 User Guide*.

Type: String

Required: No

## SecurityGroup.N

[Default VPC] The names of the security groups.

If you specify a network interface, you must specify any security groups as part of the network interface instead of using this parameter.

Default: Amazon EC2 uses the default security group.

Type: Array of strings

Required: No

## SecurityGroupId.N

The IDs of the security groups. You can create a security group using [CreateSecurityGroup](#).

If you specify a network interface, you must specify any security groups as part of the network interface instead of using this parameter.

Type: Array of strings

Required: No

## SubnetId

The ID of the subnet to launch the instance into.

If you specify a network interface, you must specify any subnets as part of the network interface instead of using this parameter.

Type: String

Required: No

## TagSpecification.N

The tags to apply to the resources that are created during instance launch.

You can specify tags for the following resources only:

- Instances
- Volumes
- Spot Instance requests
- Network interfaces

To tag a resource after it has been created, see [CreateTags](#).

Type: Array of [TagSpecification](#) objects

Required: No

### **UserData**

The user data to make available to the instance. User data must be base64-encoded. Depending on the tool or SDK that you're using, the base64-encoding might be performed for you. For more information, see [Work with instance user data](#).

Type: String

Required: No

## **Response Elements**

The following elements are returned by the service.

### **groupSet**

Not supported.

Type: Array of [GroupIdentifier](#) objects

### **instancesSet**

The instances.

Type: Array of [Instance](#) objects

### **ownerId**

The ID of the AWS account that owns the reservation.

Type: String

### **requesterId**

The ID of the requester that launched the instances on your behalf (for example, AWS Management Console or Auto Scaling).

Type: String

## requestId

The ID of the request.

Type: String

## reservationId

The ID of the reservation.

Type: String

## Errors

For information about the errors that are common to all actions, see [Common client error codes](#).

## Examples

### Example 1

This example launches three instances using the specified AMI.

#### Sample Request

```
https://ec2.amazonaws.com/?Action=RunInstances
&ImageId=ami-60a54009
&MaxCount=3
&MinCount=1
&KeyName=my-key-pair
&SecurityGroupId.1=sg-0598c7d3
&Placement.AvailabilityZone=us-east-1d
&AUTHPARAMS
```

### Example 2

This example launches an instance into the specified subnet. Because no network interface is specified, a new network interface is created.

#### Sample Request

```
https://ec2.amazonaws.com/?Action=RunInstances
&ImageId=ami-31814f58
&InstanceType=t2.micro
```



```
&MaxCount=1
&MinCount=1
&KeyName=my-key-pair
&SecurityGroupId.1=sg-0598c7d3
&SubnetId=subnet-b2a249da
&AUTHPARAMS
```

### Example 3

This example launches an instance into the specified subnet. The network interface specifies a primary private IPv4 address of `10.0.2.106` and two secondary private IPv4 addresses (`10.0.2.107` and `10.0.2.108`).

#### Sample Request

```
https://ec2.amazonaws.com/?Action=RunInstances
&ImageId=ami-beb0caec
&InstanceType=t2.small
&MaxCount=1
&MinCount=1
&KeyName=my-key-pair
&NetworkInterface.1.DeviceIndex=0
&NetworkInterface.1.PrivateIpAddresses.1.Primary=true
&NetworkInterface.1.PrivateIpAddresses.1.PrivateIpAddress=10.0.2.106
&NetworkInterface.1.PrivateIpAddresses.2.Primary=false
&NetworkInterface.1.PrivateIpAddresses.2.PrivateIpAddress=10.0.2.107
&NetworkInterface.1.PrivateIpAddresses.3.Primary=false
&NetworkInterface.1.PrivateIpAddresses.3.PrivateIpAddress=10.0.2.108
&NetworkInterface.1.SubnetId=subnet-a61dafcf
&AUTHPARAMS
```

### Example 4

This example launches a Dedicated Instance into the specified subnet.

#### Sample Request

```
https://ec2.amazonaws.com/?Action=RunInstances
&ImageId=ami-2a1fec43
&InstanceType=m6i.8xlarge
&MaxCount=1
&MinCount=1
```

```
&KeyName=my-key-pair
&SecurityGroupId.1=sg-0598c7d3
&SubnetId=subnet-dea63cb7
&Placement.Tenancy=dedicated
&AUTHPARAMS
```

## Example 5

This request launches an instance into the specified subnet, and requests a public IPv4 address for a new network interface with the device index of 0.

### Sample Request

```
https://ec2.amazonaws.com/?Action=RunInstances
&ImageId=ami-1a2b3c4d
&InstanceType=m6i.8xlarge
&MaxCount=1
&MinCount=1
&NetworkInterface.1.DeviceIndex=0
&NetworkInterface.1.AssociatePublicIpAddress=true
&NetworkInterface.1.SubnetId=subnet-1a2b3c4d
&AUTHPARAMS
```

## Example 6

This request launches an instance with a block device mapping. There are two instance store volumes mapped to `/dev/sdc` and `/dev/sdd`, and a 100-GB EBS volume mapped to `/dev/sdf`. The EBS volume attached to the instance is encrypted by a customer managed CMK.

For more information about block device mappings, see [EbsBlockDevice](#) and [Modifying block device mappings during launch](#).

For more information, see [Amazon EBS encryption](#).

### Sample Request

```
https://ec2.amazonaws.com/?Action=RunInstances
&ImageId=ami-1a2b3c4d
&InstanceType=m6id.12xlarge
&BlockDeviceMapping.1.DeviceName=%2Fdev%2Fsdc
&BlockDeviceMapping.1.VirtualName=ephemeral0
&BlockDeviceMapping.2.DeviceName=%2Fdev%2Fsdd
```

```
&BlockDeviceMapping.2.VirtualName=ephemeral1
&BlockDeviceMapping.3.DeviceName=%2Fdev%2Fsdf
&BlockDeviceMapping.3.Ebs.DeleteOnTermination=false
&BlockDeviceMapping.3.Ebs.VolumeSize=100
&BlockDeviceMapping.3.Ebs.Encrypted=true
&BlockDeviceMapping.3.Ebs.KmsKeyId=arn%3Aaws%3Akms%3Aus-east-1%3A009400881653%3Akey%2Fa48a521f-3aff-4b34-a159-376ac5d37812
&EbsOptimized=false
&MinCount=1
&MaxCount=1
&DisableApiTermination=false
&Monitoring.Enabled=false
&AUTHPARAMS
```

## Example 7

This request launches two instances and applies a tag with a key of `webserver` and a value of `production` to the instances. The request also applies a tag with a key of `cost-center` and a value of `cc123` to the volumes that are created (in this case, the root volume for each instance).

### Sample Request

```
https://ec2.amazonaws.com/?Action=RunInstances
&ImageId=ami-31814f58
&InstanceType=t2.large
&MaxCount=2
&MinCount=1
&KeyName=my-key-pair
&SecurityGroupId.1=sg-0598c7d3
&SubnetId=subnet-b2a249da
&TagSpecification.1.ResourceType=instance
&TagSpecification.1.Tag.1.Key=webserver
&TagSpecification.1.Tag.1.Value=production
&TagSpecification.2.ResourceType=volume
&TagSpecification.2.Tag.1.Key=cost-center
&TagSpecification.2.Tag.1.Value=cc123
&AUTHPARAMS
```

## Example 8

This request launches a burstable performance instance with the credit option for CPU usage set to `unlimited`.

## Sample Request

```
https://ec2.amazonaws.com/?Action=RunInstances
&ImageId=ami-31814f58
&InstanceType=t2.micro
&MaxCount=1
&MinCount=1
&KeyName=my-key-pair
&SecurityGroupId.1=sg-0598c7d3
&CreditSpecification.CpuCredits=unlimited
&AUTHPARAMS
```

## Example 9

This request launches an instance into the specified partition placement group but does not specify the partition.

## Sample Request

```
https://ec2.amazonaws.com/?Action=RunInstances
&ImageId=ami-31814f58
&InstanceType=t3.large
&MaxCount=1
&MinCount=1
&KeyName=my-key-pair
&SecurityGroupId.1=sg-0598c7d3
&Placement=HDFS-Group-A
&AUTHPARAMS
```

## Example 10

This request launches an instance into the specified partition placement group and into the specified partition.

## Sample Request

```
https://ec2.amazonaws.com/?Action=RunInstances
&ImageId=ami-31814f58
&InstanceType=t3.large
&MaxCount=1
&MinCount=1
&KeyName=my-key-pair
```

```
&SecurityGroupId.1=sg-0598c7d3
&Placement=HDFS-Group-A
&Partition=2
&AUTHPARAMS
```

## Example 11

This example launches an instance with a metadata type requiring a session token for metadata retrieval requests.

### Sample Request

```
https://ec2.amazonaws.com/?Action=RunInstances
&ImageId=ami-1a2b3c4d
&InstanceType=c6i.large
&MaxCount=1
&MinCount=1
&KeyName=my-key-pair
&SecurityGroupId.1=sg-0598c7d3
&MetadataOptions.HttpTokens=required
&AUTHPARAMS
```

## Example 12

This example launches an instance with instance metadata access turned off.

### Sample Request

```
https://ec2.amazonaws.com/?Action=RunInstances
&ImageId=ami-1a2b3c4d
&InstanceType=c6i.large
&MaxCount=1
&MinCount=1
&KeyName=my-key-pair
&SecurityGroupId.1=sg-0598c7d3
&MetadataOptions.HttpEndpoint=disabled
&AUTHPARAMS
```

## Example 13

This example launches an instance with a metadata type requiring a session token for metadata retrieval requests and a metadata hop limit of 3.

## Sample Request

```
https://ec2.amazonaws.com/?Action=RunInstances
&ImageId=ami-1a2b3c4d
&InstanceType=c6i.large
&MaxCount=1
&MinCount=1
&KeyName=my-key-pair
&SecurityGroupId.1=sg-0598c7d3
&MetadataOptions.HttpTokens=required
&MetadataOptions.HttpPutResponseHopLimit=3
&AUTHPARAMS
```

## Example 14

This example launches an instance and assigns two security groups and an IPv6 address to the primary network interface.

## Sample Request

```
https://ec2.amazonaws.com/?Action=RunInstances
&ImageId=ami-00112233445566aab
&InstanceType=t2.micro
&MinCount=1
&MaxCount=1
&NetworkInterface.1.DeviceIndex=0
&NetworkInterface.1.SecurityGroupId.1=sg-444455556666ccdd
&NetworkInterface.1.SecurityGroupId.2=sg-111122223333aaabb
&NetworkInterface.1.Ipv6Addresses.1.Ipv6Address=2001:db8:1234:1a00::123
&NetworkInterface.1.SubnetId=subnet-aabbccdd112233445
&AUTHPARAMS
```

## See Also

For more information about using this API in one of the language-specific AWS SDKs, see the following:

- [AWS Command Line Interface](#)
- [AWS SDK for .NET](#)
- [AWS SDK for C++](#)

- [AWS SDK for Go v2](#)
- [AWS SDK for Java V2](#)
- [AWS SDK for JavaScript V3](#)
- [AWS SDK for PHP V3](#)
- [AWS SDK for Python](#)
- [AWS SDK for Ruby V3](#)

# RunScheduledInstances

Launches the specified Scheduled Instances.

Before you can launch a Scheduled Instance, you must purchase it and obtain an identifier using [PurchaseScheduledInstances](#).

You must launch a Scheduled Instance during its scheduled time period. You can't stop or reboot a Scheduled Instance, but you can terminate it as needed. If you terminate a Scheduled Instance before the current scheduled time period ends, you can launch it again after a few minutes.

## Request Parameters

The following parameters are for this specific action. For more information about required and optional parameters that are common to all actions, see [Common Query Parameters](#).

### ClientToken

Unique, case-sensitive identifier that ensures the idempotency of the request. For more information, see [Ensuring Idempotency](#).

Type: String

Required: No

### DryRun

Checks whether you have the required permissions for the action, without actually making the request, and provides an error response. If you have the required permissions, the error response is `DryRunOperation`. Otherwise, it is `UnauthorizedOperation`.

Type: Boolean

Required: No

### InstanceCount

The number of instances.

Default: 1

Type: Integer



Required: No

## LaunchSpecification

The launch specification. You must match the instance type, Availability Zone, network, and platform of the schedule that you purchased.

Type: [ScheduledInstancesLaunchSpecification](#) object

Required: Yes

## ScheduledInstanceId

The Scheduled Instance ID.

Type: String

Required: Yes

## Response Elements

The following elements are returned by the service.

### instanceIdSet

The IDs of the newly launched instances.

Type: Array of strings

### requestId

The ID of the request.

Type: String

## Errors

For information about the errors that are common to all actions, see [Common client error codes](#).

## See Also

For more information about using this API in one of the language-specific AWS SDKs, see the following:

- [AWS Command Line Interface](#)
- [AWS SDK for .NET](#)
- [AWS SDK for C++](#)
- [AWS SDK for Go v2](#)
- [AWS SDK for Java V2](#)
- [AWS SDK for JavaScript V3](#)
- [AWS SDK for PHP V3](#)
- [AWS SDK for Python](#)
- [AWS SDK for Ruby V3](#)

# SearchLocalGatewayRoutes

Searches for routes in the specified local gateway route table.

## Request Parameters

The following parameters are for this specific action. For more information about required and optional parameters that are common to all actions, see [Common Query Parameters](#).

### DryRun

Checks whether you have the required permissions for the action, without actually making the request, and provides an error response. If you have the required permissions, the error response is `DryRunOperation`. Otherwise, it is `UnauthorizedOperation`.

Type: Boolean

Required: No

### Filter.N

One or more filters.

- `prefix-list-id` - The ID of the prefix list.
- `route-search.exact-match` - The exact match of the specified filter.
- `route-search.longest-prefix-match` - The longest prefix that matches the route.
- `route-search.subnet-of-match` - The routes with a subnet that match the specified CIDR filter.
- `route-search.supernet-of-match` - The routes with a CIDR that encompass the CIDR filter. For example, if you have `10.0.1.0/29` and `10.0.1.0/31` routes in your route table and you specify `supernet-of-match` as `10.0.1.0/30`, then the result returns `10.0.1.0/29`.
- `state` - The state of the route.
- `type` - The route type.

Type: Array of [Filter](#) objects

Required: No

### LocalGatewayRouteTableId

The ID of the local gateway route table.

Type: String

Required: Yes

### **MaxResults**

The maximum number of results to return with a single call. To retrieve the remaining results, make another call with the returned `nextToken` value.

Type: Integer

Required: No

### **NextToken**

The token for the next page of results.

Type: String

Required: No

## **Response Elements**

The following elements are returned by the service.

### **nextToken**

The token to use to retrieve the next page of results. This value is `null` when there are no more results to return.

Type: String

### **requestId**

The ID of the request.

Type: String

### **routeSet**

Information about the routes.

Type: Array of [LocalGatewayRoute](#) objects

## Errors

For information about the errors that are common to all actions, see [Common client error codes](#).

## See Also

For more information about using this API in one of the language-specific AWS SDKs, see the following:

- [AWS Command Line Interface](#)
- [AWS SDK for .NET](#)
- [AWS SDK for C++](#)
- [AWS SDK for Go v2](#)
- [AWS SDK for Java V2](#)
- [AWS SDK for JavaScript V3](#)
- [AWS SDK for PHP V3](#)
- [AWS SDK for Python](#)
- [AWS SDK for Ruby V3](#)

# SearchTransitGatewayMulticastGroups

Searches one or more transit gateway multicast groups and returns the group membership information.

## Request Parameters

The following parameters are for this specific action. For more information about required and optional parameters that are common to all actions, see [Common Query Parameters](#).

### DryRun

Checks whether you have the required permissions for the action, without actually making the request, and provides an error response. If you have the required permissions, the error response is `DryRunOperation`. Otherwise, it is `UnauthorizedOperation`.

Type: Boolean

Required: No

### Filter.N

One or more filters. The possible values are:

- `group-ip-address` - The IP address of the transit gateway multicast group.
- `is-group-member` - The resource is a group member. Valid values are `true` | `false`.
- `is-group-source` - The resource is a group source. Valid values are `true` | `false`.
- `member-type` - The member type. Valid values are `igmp` | `static`.
- `resource-id` - The ID of the resource.
- `resource-type` - The type of resource. Valid values are `vpc` | `vpn` | `direct-connect-gateway` | `tgw-peering`.
- `source-type` - The source type. Valid values are `igmp` | `static`.
- `subnet-id` - The ID of the subnet.
- `transit-gateway-attachment-id` - The id of the transit gateway attachment.

Type: Array of [Filter](#) objects

Required: No

## MaxResults

The maximum number of results to return with a single call. To retrieve the remaining results, make another call with the returned `nextToken` value.

Type: Integer

Valid Range: Minimum value of 5. Maximum value of 1000.

Required: No

## NextToken

The token for the next page of results.

Type: String

Required: No

## TransitGatewayMulticastDomainId

The ID of the transit gateway multicast domain.

Type: String

Required: Yes

## Response Elements

The following elements are returned by the service.

### multicastGroups

Information about the transit gateway multicast group.

Type: Array of [TransitGatewayMulticastGroup](#) objects

### nextToken

The token to use to retrieve the next page of results. This value is `null` when there are no more results to return.

Type: String

## requestId

The ID of the request.

Type: String

## Errors

For information about the errors that are common to all actions, see [Common client error codes](#).

## Examples

### Example 1

This example returns the group membership information for the specified multicast domain.

### Sample Request

```
https://ec2.amazonaws.com/?Action=SearchTransitGatewayMulticastGroups
&TransitGatewayMulticastDomainId=tgw-mcast-domain-0c4905cef79d6e597
&AUTHPARAMS
```

### Sample Response

```
<SearchTransitGatewayMulticastGroupsResponse xmlns="http://ec2.amazonaws.com/
doc/2016-11-15/">
  <requestId>19af1e8f-f80b-479d-9cf4-c7d19EXAMPLE</requestId>
  <multicastGroups>
    <item>
      <groupIpAddress>224.0.1.0</groupIpAddress>
      <groupMember>true</groupMember>
      <groupSource>>false</groupSource>
      <memberType>static</memberType>
      <networkInterfaceId>eni-07f290fc3cEXAMPLE</networkInterfaceId>
      <subnetId>subnet-000de86e3bEXAMPLE</subnetId>
      <transitGatewayAttachmentId>tgw-attach-028c1dd0f8EXAMPLE</
transitGatewayAttachmentId>
    </item>
    <item>
      <groupIpAddress>224.0.1.0</groupIpAddress>
      <groupMember>>false</groupMember>
```



```
<groupSource>true</groupSource>
<networkInterfaceId>eni-0e246d32695012e81</networkInterfaceId>
<sourceType>static</sourceType>
<subnetId>subnet-000de86e3bEXAMPLE</subnetId>
<transitGatewayAttachmentId>tgw-attach-028c1dd0f8EXAMPLE</
transitGatewayAttachmentId>
</item>
</multicastGroups>
</SearchTransitGatewayMulticastGroupsResponse>
```

## See Also

For more information about using this API in one of the language-specific AWS SDKs, see the following:

- [AWS Command Line Interface](#)
- [AWS SDK for .NET](#)
- [AWS SDK for C++](#)
- [AWS SDK for Go v2](#)
- [AWS SDK for Java V2](#)
- [AWS SDK for JavaScript V3](#)
- [AWS SDK for PHP V3](#)
- [AWS SDK for Python](#)
- [AWS SDK for Ruby V3](#)

# SearchTransitGatewayRoutes

Searches for routes in the specified transit gateway route table.

## Request Parameters

The following parameters are for this specific action. For more information about required and optional parameters that are common to all actions, see [Common Query Parameters](#).

### DryRun

Checks whether you have the required permissions for the action, without actually making the request, and provides an error response. If you have the required permissions, the error response is `DryRunOperation`. Otherwise, it is `UnauthorizedOperation`.

Type: Boolean

Required: No

### Filter.N

One or more filters. The possible values are:

- `attachment.transit-gateway-attachment-id` - The id of the transit gateway attachment.
- `attachment.resource-id` - The resource id of the transit gateway attachment.
- `attachment.resource-type` - The attachment resource type. Valid values are `vpc` | `vpn` | `direct-connect-gateway` | `peering` | `connect`.
- `prefix-list-id` - The ID of the prefix list.
- `route-search.exact-match` - The exact match of the specified filter.
- `route-search.longest-prefix-match` - The longest prefix that matches the route.
- `route-search.subnet-of-match` - The routes with a subnet that match the specified CIDR filter.
- `route-search.supernet-of-match` - The routes with a CIDR that encompass the CIDR filter. For example, if you have `10.0.1.0/29` and `10.0.1.0/31` routes in your route table and you specify `supernet-of-match` as `10.0.1.0/30`, then the result returns `10.0.1.0/29`.
- `state` - The state of the route (`active` | `blackhole`).
- `type` - The type of route (`propagated` | `static`).

Type: Array of [Filter](#) objects

Required: Yes

### **MaxResults**

The maximum number of routes to return. If a value is not provided, the default is 1000.

Type: Integer

Valid Range: Minimum value of 5. Maximum value of 1000.

Required: No

### **TransitGatewayRouteTableId**

The ID of the transit gateway route table.

Type: String

Required: Yes

## **Response Elements**

The following elements are returned by the service.

### **additionalRoutesAvailable**

Indicates whether there are additional routes available.

Type: Boolean

### **requestId**

The ID of the request.

Type: String

### **routeSet**

Information about the routes.

Type: Array of [TransitGatewayRoute](#) objects

## Errors

For information about the errors that are common to all actions, see [Common client error codes](#).

## See Also

For more information about using this API in one of the language-specific AWS SDKs, see the following:

- [AWS Command Line Interface](#)
- [AWS SDK for .NET](#)
- [AWS SDK for C++](#)
- [AWS SDK for Go v2](#)
- [AWS SDK for Java V2](#)
- [AWS SDK for JavaScript V3](#)
- [AWS SDK for PHP V3](#)
- [AWS SDK for Python](#)
- [AWS SDK for Ruby V3](#)

# SendDiagnosticInterrupt

Sends a diagnostic interrupt to the specified Amazon EC2 instance to trigger a *kernel panic* (on Linux instances), or a *blue screen/stop error* (on Windows instances). For instances based on Intel and AMD processors, the interrupt is received as a *non-maskable interrupt* (NMI).

In general, the operating system crashes and reboots when a kernel panic or stop error is triggered. The operating system can also be configured to perform diagnostic tasks, such as generating a memory dump file, loading a secondary kernel, or obtaining a call trace.

Before sending a diagnostic interrupt to your instance, ensure that its operating system is configured to perform the required diagnostic tasks.

For more information about configuring your operating system to generate a crash dump when a kernel panic or stop error occurs, see [Send a diagnostic interrupt \(for advanced users\)](#) in the *Amazon EC2 User Guide*.

## Request Parameters

The following parameters are for this specific action. For more information about required and optional parameters that are common to all actions, see [Common Query Parameters](#).

### DryRun

Checks whether you have the required permissions for the action, without actually making the request, and provides an error response. If you have the required permissions, the error response is `DryRunOperation`. Otherwise, it is `UnauthorizedOperation`.

Type: Boolean

Required: No

### InstanceId

The ID of the instance.

Type: String

Required: Yes

## Response Elements

The following elements are returned by the service.

### **requestId**

The ID of the request.

Type: String

### **return**

Is `true` if the request succeeds, and an error otherwise.

Type: Boolean

## Errors

For information about the errors that are common to all actions, see [Common client error codes](#).

## Examples

### Example

This example sends a diagnostic interrupt to the specified instance.

### Sample Request

```
https://ec2.amazonaws.com/?Action=SendDiagnosticInterrupt
&InstanceId=i-1234567890abcdef0
&AUTHPARAMS
```

### Sample Response

```
<SendDiagnosticInterruptResponse xmlns="http://ec2.amazonaws.com/doc/2016-11-15/">
  <requestId>59dbff89-35bd-4eac-99ed-be587EXAMPLE</requestId>
  <return>true</return>
</SendDiagnosticInterruptResponse>
```

## See Also

For more information about using this API in one of the language-specific AWS SDKs, see the following:

- [AWS Command Line Interface](#)
- [AWS SDK for .NET](#)
- [AWS SDK for C++](#)
- [AWS SDK for Go v2](#)
- [AWS SDK for Java V2](#)
- [AWS SDK for JavaScript V3](#)
- [AWS SDK for PHP V3](#)
- [AWS SDK for Python](#)
- [AWS SDK for Ruby V3](#)

# StartInstances

Starts an Amazon EBS-backed instance that you've previously stopped.

Instances that use Amazon EBS volumes as their root devices can be quickly stopped and started. When an instance is stopped, the compute resources are released and you are not billed for instance usage. However, your root partition Amazon EBS volume remains and continues to persist your data, and you are charged for Amazon EBS volume usage. You can restart your instance at any time. Every time you start your instance, Amazon EC2 charges a one-minute minimum for instance usage, and thereafter charges per second for instance usage.

Before stopping an instance, make sure it is in a state from which it can be restarted. Stopping an instance does not preserve data stored in RAM.

Performing this operation on an instance that uses an instance store as its root device returns an error.

If you attempt to start a T3 instance with host tenancy and the unlimited CPU credit option, the request fails. The unlimited CPU credit option is not supported on Dedicated Hosts. Before you start the instance, either change its CPU credit option to standard, or change its tenancy to default or dedicated.

For more information, see [Stop and start Amazon EC2 instances](#) in the *Amazon EC2 User Guide*.

## Request Parameters

The following parameters are for this specific action. For more information about required and optional parameters that are common to all actions, see [Common Query Parameters](#).

### AdditionalInfo

Reserved.

Type: String

Required: No

### DryRun

Checks whether you have the required permissions for the action, without actually making the request, and provides an error response. If you have the required permissions, the error response is `DryRunOperation`. Otherwise, it is `UnauthorizedOperation`.



Type: Boolean

Required: No

### **InstanceIds.N**

The IDs of the instances.

Type: Array of strings

Required: Yes

## **Response Elements**

The following elements are returned by the service.

### **instancesSet**

Information about the started instances.

Type: Array of [InstanceStateChange](#) objects

### **requestId**

The ID of the request.

Type: String

## **Errors**

For information about the errors that are common to all actions, see [Common client error codes](#).

## **Examples**

### **Example**

This example starts the specified instance.

### **Sample Request**

```
https://ec2.amazonaws.com/?Action=StartInstances
&InstanceId.1=i-1234567890abcdef0
```

`&AUTHPARAMS`

## Sample Response

```
<StartInstancesResponse xmlns="http://ec2.amazonaws.com/doc/2016-11-15/">
  <requestId>59dbff89-35bd-4eac-99ed-be587EXAMPLE</requestId>
  <instancesSet>
    <item>
      <instanceId>i-1234567890abcdef0</instanceId>
      <currentState>
        <code>0</code>
        <name>pending</name>
      </currentState>
      <previousState>
        <code>80</code>
        <name>stopped</name>
      </previousState>
    </item>
  </instancesSet>
</StartInstancesResponse>
```

## See Also

For more information about using this API in one of the language-specific AWS SDKs, see the following:

- [AWS Command Line Interface](#)
- [AWS SDK for .NET](#)
- [AWS SDK for C++](#)
- [AWS SDK for Go v2](#)
- [AWS SDK for Java V2](#)
- [AWS SDK for JavaScript V3](#)
- [AWS SDK for PHP V3](#)
- [AWS SDK for Python](#)
- [AWS SDK for Ruby V3](#)

# StartNetworkInsightsAccessScopeAnalysis

Starts analyzing the specified Network Access Scope.

## Request Parameters

The following parameters are for this specific action. For more information about required and optional parameters that are common to all actions, see [Common Query Parameters](#).

### ClientToken

Unique, case-sensitive identifier that you provide to ensure the idempotency of the request. For more information, see [How to ensure idempotency](#).

Type: String

Required: Yes

### DryRun

Checks whether you have the required permissions for the action, without actually making the request, and provides an error response. If you have the required permissions, the error response is `DryRunOperation`. Otherwise, it is `UnauthorizedOperation`.

Type: Boolean

Required: No

### NetworkInsightsAccessScopeId

The ID of the Network Access Scope.

Type: String

Required: Yes

### TagSpecification.N

The tags to apply.

Type: Array of [TagSpecification](#) objects

Required: No

## Response Elements

The following elements are returned by the service.

### **networkInsightsAccessScopeAnalysis**

The Network Access Scope analysis.

Type: [NetworkInsightsAccessScopeAnalysis](#) object

### **requestId**

The ID of the request.

Type: String

## Errors

For information about the errors that are common to all actions, see [Common client error codes](#).

## See Also

For more information about using this API in one of the language-specific AWS SDKs, see the following:

- [AWS Command Line Interface](#)
- [AWS SDK for .NET](#)
- [AWS SDK for C++](#)
- [AWS SDK for Go v2](#)
- [AWS SDK for Java V2](#)
- [AWS SDK for JavaScript V3](#)
- [AWS SDK for PHP V3](#)
- [AWS SDK for Python](#)
- [AWS SDK for Ruby V3](#)

# StartNetworkInsightsAnalysis

Starts analyzing the specified path. If the path is reachable, the operation returns the shortest feasible path.

## Request Parameters

The following parameters are for this specific action. For more information about required and optional parameters that are common to all actions, see [Common Query Parameters](#).

### AdditionalAccount.N

The member accounts that contain resources that the path can traverse.

Type: Array of strings

Required: No

### ClientToken

Unique, case-sensitive identifier that you provide to ensure the idempotency of the request. For more information, see [How to ensure idempotency](#).

Type: String

Required: Yes

### DryRun

Checks whether you have the required permissions for the action, without actually making the request, and provides an error response. If you have the required permissions, the error response is `DryRunOperation`. Otherwise, it is `UnauthorizedOperation`.

Type: Boolean

Required: No

### FilterInArn.N

The Amazon Resource Names (ARN) of the resources that the path must traverse.

Type: Array of strings

Length Constraints: Minimum length of 1. Maximum length of 1283.

Required: No

### **NetworkInsightsPathId**

The ID of the path.

Type: String

Required: Yes

### **TagSpecification.N**

The tags to apply.

Type: Array of [TagSpecification](#) objects

Required: No

## **Response Elements**

The following elements are returned by the service.

### **networkInsightsAnalysis**

Information about the network insights analysis.

Type: [NetworkInsightsAnalysis](#) object

### **requestId**

The ID of the request.

Type: String

## **Errors**

For information about the errors that are common to all actions, see [Common client error codes](#).

## **See Also**

For more information about using this API in one of the language-specific AWS SDKs, see the following:

- [AWS Command Line Interface](#)
- [AWS SDK for .NET](#)
- [AWS SDK for C++](#)
- [AWS SDK for Go v2](#)
- [AWS SDK for Java V2](#)
- [AWS SDK for JavaScript V3](#)
- [AWS SDK for PHP V3](#)
- [AWS SDK for Python](#)
- [AWS SDK for Ruby V3](#)

# StartVpcEndpointServicePrivateDnsVerification

Initiates the verification process to prove that the service provider owns the private DNS name domain for the endpoint service.

The service provider must successfully perform the verification before the consumer can use the name to access the service.

Before the service provider runs this command, they must add a record to the DNS server.

## Request Parameters

The following parameters are for this specific action. For more information about required and optional parameters that are common to all actions, see [Common Query Parameters](#).

### DryRun

Checks whether you have the required permissions for the action, without actually making the request, and provides an error response. If you have the required permissions, the error response is `DryRunOperation`. Otherwise, it is `UnauthorizedOperation`.

Type: Boolean

Required: No

### ServiceId

The ID of the endpoint service.

Type: String

Required: Yes

## Response Elements

The following elements are returned by the service.

### requestId

The ID of the request.

Type: String



## return

Returns `true` if the request succeeds; otherwise, it returns an error.

Type: Boolean

## Errors

For information about the errors that are common to all actions, see [Common client error codes](#).

## See Also

For more information about using this API in one of the language-specific AWS SDKs, see the following:

- [AWS Command Line Interface](#)
- [AWS SDK for .NET](#)
- [AWS SDK for C++](#)
- [AWS SDK for Go v2](#)
- [AWS SDK for Java V2](#)
- [AWS SDK for JavaScript V3](#)
- [AWS SDK for PHP V3](#)
- [AWS SDK for Python](#)
- [AWS SDK for Ruby V3](#)

# StopInstances

Stops an Amazon EBS-backed instance. For more information, see [Stop and start Amazon EC2 instances](#) in the *Amazon EC2 User Guide*.

You can use the Stop action to hibernate an instance if the instance is [enabled for hibernation](#) and it meets the [hibernation prerequisites](#). For more information, see [Hibernate your Amazon EC2 instance](#) in the *Amazon EC2 User Guide*.

We don't charge usage for a stopped instance, or data transfer fees; however, your root partition Amazon EBS volume remains and continues to persist your data, and you are charged for Amazon EBS volume usage. Every time you start your instance, Amazon EC2 charges a one-minute minimum for instance usage, and thereafter charges per second for instance usage.

You can't stop or hibernate instance store-backed instances. You can't use the Stop action to hibernate Spot Instances, but you can specify that Amazon EC2 should hibernate Spot Instances when they are interrupted. For more information, see [Hibernating interrupted Spot Instances](#) in the *Amazon EC2 User Guide*.

When you stop or hibernate an instance, we shut it down. You can restart your instance at any time. Before stopping or hibernating an instance, make sure it is in a state from which it can be restarted. Stopping an instance does not preserve data stored in RAM, but hibernating an instance does preserve data stored in RAM. If an instance cannot hibernate successfully, a normal shutdown occurs.

Stopping and hibernating an instance is different to rebooting or terminating it. For example, when you stop or hibernate an instance, the root device and any other devices attached to the instance persist. When you terminate an instance, the root device and any other devices attached during the instance launch are automatically deleted. For more information about the differences between rebooting, stopping, hibernating, and terminating instances, see [Instance lifecycle](#) in the *Amazon EC2 User Guide*.

When you stop an instance, we attempt to shut it down forcibly after a short while. If your instance appears stuck in the stopping state after a period of time, there may be an issue with the underlying host computer. For more information, see [Troubleshoot stopping your instance](#) in the *Amazon EC2 User Guide*.

## Request Parameters

The following parameters are for this specific action. For more information about required and optional parameters that are common to all actions, see [Common Query Parameters](#).

### DryRun

Checks whether you have the required permissions for the action, without actually making the request, and provides an error response. If you have the required permissions, the error response is `DryRunOperation`. Otherwise, it is `UnauthorizedOperation`.

Type: Boolean

Required: No

### Force

Forces the instances to stop. The instances do not have an opportunity to flush file system caches or file system metadata. If you use this option, you must perform file system check and repair procedures. This option is not recommended for Windows instances.

Default: false

Type: Boolean

Required: No

### Hibernate

Hibernates the instance if the instance was enabled for hibernation at launch. If the instance cannot hibernate successfully, a normal shutdown occurs. For more information, see [Hibernate your instance](#) in the *Amazon EC2 User Guide*.

Default: false

Type: Boolean

Required: No

### InstanceIds.N

The IDs of the instances.

Type: Array of strings

Required: Yes

## Response Elements

The following elements are returned by the service.

### instancesSet

Information about the stopped instances.

Type: Array of [InstanceStateChange](#) objects

### requestId

The ID of the request.

Type: String

## Errors

For information about the errors that are common to all actions, see [Common client error codes](#).

## Examples

### Example

This example stops the specified instance.

### Sample Request

```
https://ec2.amazonaws.com/?Action=StopInstances
&InstanceId.1=i-1234567890abcdef0
&AUTHPARAMS
```

### Sample Response

```
<StopInstancesResponse xmlns="http://ec2.amazonaws.com/doc/2016-11-15/">
  <requestId>59dbff89-35bd-4eac-99ed-be587EXAMPLE</requestId>
  <instancesSet>
    <item>
      <instanceId>i-1234567890abcdef0</instanceId>
```

```
<currentState>
  <code>64</code>
  <name>stopping</name>
</currentState>
<previousState>
  <code>16</code>
  <name>running</name>
</previousState>
</item>
</instancesSet>
</StopInstancesResponse>
```

## See Also

For more information about using this API in one of the language-specific AWS SDKs, see the following:

- [AWS Command Line Interface](#)
- [AWS SDK for .NET](#)
- [AWS SDK for C++](#)
- [AWS SDK for Go v2](#)
- [AWS SDK for Java V2](#)
- [AWS SDK for JavaScript V3](#)
- [AWS SDK for PHP V3](#)
- [AWS SDK for Python](#)
- [AWS SDK for Ruby V3](#)

# TerminateClientVpnConnections

Terminates active Client VPN endpoint connections. This action can be used to terminate a specific client connection, or up to five connections established by a specific user.

## Request Parameters

The following parameters are for this specific action. For more information about required and optional parameters that are common to all actions, see [Common Query Parameters](#).

### ClientVpnEndpointId

The ID of the Client VPN endpoint to which the client is connected.

Type: String

Required: Yes

### ConnectionId

The ID of the client connection to be terminated.

Type: String

Required: No

### DryRun

Checks whether you have the required permissions for the action, without actually making the request, and provides an error response. If you have the required permissions, the error response is `DryRunOperation`. Otherwise, it is `UnauthorizedOperation`.

Type: Boolean

Required: No

### Username

The name of the user who initiated the connection. Use this option to terminate all active connections for the specified user. This option can only be used if the user has established up to five connections.

Type: String

Required: No

## Response Elements

The following elements are returned by the service.

### **clientVpnEndpointId**

The ID of the Client VPN endpoint.

Type: String

### **connectionStatuses**

The current state of the client connections.

Type: Array of [TerminateConnectionStatus](#) objects

### **requestId**

The ID of the request.

Type: String

### **username**

The user who established the terminated client connections.

Type: String

## Errors

For information about the errors that are common to all actions, see [Common client error codes](#).

## Examples

### Example

This example terminates a Client VPN endpoint connection.

### Sample Request

```
https://ec2.amazonaws.com/?Action=TerminateClientVpnConnections
```

```
&ClientVpnEndpointId=cvpn-endpoint-00c5d11fc4EXAMPLE  
&ConnectionId=cvpn-connection-010b1282b7EXAMPLE  
&AUTHPARAMS
```

## Sample Response

```
<TerminateClientVpnConnectionsResponse xmlns="http://ec2.amazonaws.com/  
doc/2016-11-15/">  
  <clientVpnEndpointId>cvpn-endpoint-00c5d11fc4EXAMPLE</clientVpnEndpointId>  
  <connectionStatuses>  
    <Item>  
      <connectionId>cvpn-connection-010b1282b7EXAMPLE</connectionId>  
      <currentStatus>  
        <code>terminating</code>  
      </currentStatus>  
      <previousStatus>  
        <code>active</code>  
      </previousStatus>  
    </Item>  
  </connectionStatuses>  
  <requestId>00d80748-708d-40f7-8635-f34acEXAMPLE</requestId>  
</TerminateClientVpnConnectionsResponse>
```

## See Also

For more information about using this API in one of the language-specific AWS SDKs, see the following:

- [AWS Command Line Interface](#)
- [AWS SDK for .NET](#)
- [AWS SDK for C++](#)
- [AWS SDK for Go v2](#)
- [AWS SDK for Java V2](#)
- [AWS SDK for JavaScript V3](#)
- [AWS SDK for PHP V3](#)
- [AWS SDK for Python](#)
- [AWS SDK for Ruby V3](#)



# TerminateInstances

Shuts down the specified instances. This operation is idempotent; if you terminate an instance more than once, each call succeeds.

If you specify multiple instances and the request fails (for example, because of a single incorrect instance ID), none of the instances are terminated.

If you terminate multiple instances across multiple Availability Zones, and one or more of the specified instances are enabled for termination protection, the request fails with the following results:

- The specified instances that are in the same Availability Zone as the protected instance are not terminated.
- The specified instances that are in different Availability Zones, where no other specified instances are protected, are successfully terminated.

For example, say you have the following instances:

- Instance A: us-east-1a; Not protected
- Instance B: us-east-1a; Not protected
- Instance C: us-east-1b; Protected
- Instance D: us-east-1b; not protected

If you attempt to terminate all of these instances in the same request, the request reports failure with the following results:

- Instance A and Instance B are successfully terminated because none of the specified instances in us-east-1a are enabled for termination protection.
- Instance C and Instance D fail to terminate because at least one of the specified instances in us-east-1b (Instance C) is enabled for termination protection.

Terminated instances remain visible after termination (for approximately one hour).

By default, Amazon EC2 deletes all EBS volumes that were attached when the instance launched. Volumes attached after instance launch continue running.

You can stop, start, and terminate EBS-backed instances. You can only terminate instance store-backed instances. What happens to an instance differs if you stop it or terminate it. For example, when you stop an instance, the root device and any other devices attached to the instance persist. When you terminate an instance, any attached EBS volumes with the `DeleteOnTermination` block device mapping parameter set to `true` are automatically deleted. For more information about the differences between stopping and terminating instances, see [Instance lifecycle](#) in the *Amazon EC2 User Guide*.

For more information about troubleshooting, see [Troubleshooting terminating your instance](#) in the *Amazon EC2 User Guide*.

## Request Parameters

The following parameters are for this specific action. For more information about required and optional parameters that are common to all actions, see [Common Query Parameters](#).

### DryRun

Checks whether you have the required permissions for the action, without actually making the request, and provides an error response. If you have the required permissions, the error response is `DryRunOperation`. Otherwise, it is `UnauthorizedOperation`.

Type: Boolean

Required: No

### InstanceIds.N

The IDs of the instances.

Constraints: Up to 1000 instance IDs. We recommend breaking up this request into smaller batches.

Type: Array of strings

Required: Yes

## Response Elements

The following elements are returned by the service.

## instancesSet

Information about the terminated instances.

Type: Array of [InstanceStateChange](#) objects

## requestId

The ID of the request.

Type: String

## Errors

For information about the errors that are common to all actions, see [Common client error codes](#).

## Examples

### Example

This example terminates the specified instance.

### Sample Request

```
https://ec2.amazonaws.com/?Action=TerminateInstances
&InstanceId.1=i-1234567890abcdef0
&AUTHPARAMS
```

### Sample Response

```
<TerminateInstancesResponse xmlns="http://ec2.amazonaws.com/doc/2016-11-15/">
  <requestId>59dbff89-35bd-4eac-99ed-be587EXAMPLE</requestId>
  <instancesSet>
    <item>
      <instanceId>i-1234567890abcdef0</instanceId>
      <currentState>
        <code>32</code>
        <name>shutting-down</name>
      </currentState>
      <previousState>
        <code>16</code>
        <name>running</name>
      </previousState>
    </item>
  </instancesSet>
</TerminateInstancesResponse>
```

```
</previousState>
</item>
</instancesSet>
</TerminateInstancesResponse>
```

## See Also

For more information about using this API in one of the language-specific AWS SDKs, see the following:

- [AWS Command Line Interface](#)
- [AWS SDK for .NET](#)
- [AWS SDK for C++](#)
- [AWS SDK for Go v2](#)
- [AWS SDK for Java V2](#)
- [AWS SDK for JavaScript V3](#)
- [AWS SDK for PHP V3](#)
- [AWS SDK for Python](#)
- [AWS SDK for Ruby V3](#)

# UnassignIpv6Addresses

Unassigns one or more IPv6 addresses IPv4 Prefix Delegation prefixes from a network interface.

## Request Parameters

The following parameters are for this specific action. For more information about required and optional parameters that are common to all actions, see [Common Query Parameters](#).

### Ipv6Addresses.N

The IPv6 addresses to unassign from the network interface.

Type: Array of strings

Required: No

### Ipv6Prefix.N

The IPv6 prefixes to unassign from the network interface.

Type: Array of strings

Required: No

### NetworkInterfaceId

The ID of the network interface.

Type: String

Required: Yes

## Response Elements

The following elements are returned by the service.

### networkInterfaceId

The ID of the network interface.

Type: String

## requestId

The ID of the request.

Type: String

## unassignedIpv6Addresses

The IPv6 addresses that have been unassigned from the network interface.

Type: Array of strings

## unassignedIpv6PrefixSet

The IPv4 prefixes that have been unassigned from the network interface.

Type: Array of strings

## Errors

For information about the errors that are common to all actions, see [Common client error codes](#).

## Examples

### Example

The following example unassigns two IPv6 addresses from the specified network interface.

### Sample Request

```
https://ec2.amazonaws.com/?Action=UnassignIpv6Addresses
&NetworkInterfaceId=eni-197d9972
&Ipv6Addresses.1=2001:db8:1234:1a00::123
&Ipv6Addresses.2=2001:db8:1234:1a00::456
&AUTHPARAMS
```

### Sample Response

```
<UnassignIpv6AddressesResponse xmlns="http://ec2.amazonaws.com/doc/2016-11-15/">
  <requestId>94d446d7-fc8e-4918-94f9-example</requestId>
  <networkInterfaceId>eni-197d9972</networkInterfaceId>
  <unassignedIpv6Addresses>
```

```
<item>2001:db8:1234:1a00::123</item>
<item>2001:db8:1234:1a00::456</item>
</unassignedIpv6Addresses>
</UnassignIpv6AddressesResponse>
```

## See Also

For more information about using this API in one of the language-specific AWS SDKs, see the following:

- [AWS Command Line Interface](#)
- [AWS SDK for .NET](#)
- [AWS SDK for C++](#)
- [AWS SDK for Go v2](#)
- [AWS SDK for Java V2](#)
- [AWS SDK for JavaScript V3](#)
- [AWS SDK for PHP V3](#)
- [AWS SDK for Python](#)
- [AWS SDK for Ruby V3](#)

# UnassignPrivateIpAddresses

Unassigns one or more secondary private IP addresses, or IPv4 Prefix Delegation prefixes from a network interface.

## Request Parameters

The following parameters are for this specific action. For more information about required and optional parameters that are common to all actions, see [Common Query Parameters](#).

### Ipv4Prefix.N

The IPv4 prefixes to unassign from the network interface.

Type: Array of strings

Required: No

### NetworkInterfaceId

The ID of the network interface.

Type: String

Required: Yes

### PrivateIpAddress.N

The secondary private IP addresses to unassign from the network interface. You can specify this option multiple times to unassign more than one IP address.

Type: Array of strings

Required: No

## Response Elements

The following elements are returned by the service.

### requestId

The ID of the request.



Type: String

## return

Is `true` if the request succeeds, and an error otherwise.

Type: Boolean

## Errors

For information about the errors that are common to all actions, see [Common client error codes](#).

## Examples

### Example

The following example unassigns two secondary private IP addresses from the specified network interface.

### Sample Request

```
https://ec2.amazonaws.com/?Action=UnassignPrivateIpAddresses
&NetworkInterfaceId=eni-197d9972
&PrivateIpAddress.1=10.0.2.60
&PrivateIpAddress.2=10.0.2.65
&AUTHPARAMS
```

### Sample Response

```
<UnassignPrivateIpAddresses xmlns="http://ec2.amazonaws.com/doc/2016-11-15/">
  <requestId>59dbff89-35bd-4eac-99ed-be587EXAMPLE</requestId>
  <return>true</return>
</UnassignPrivateIpAddresses>
```

## See Also

For more information about using this API in one of the language-specific AWS SDKs, see the following:

- [AWS Command Line Interface](#)

- [AWS SDK for .NET](#)
- [AWS SDK for C++](#)
- [AWS SDK for Go v2](#)
- [AWS SDK for Java V2](#)
- [AWS SDK for JavaScript V3](#)
- [AWS SDK for PHP V3](#)
- [AWS SDK for Python](#)
- [AWS SDK for Ruby V3](#)

# UnassignPrivateNatGatewayAddress

Unassigns secondary private IPv4 addresses from a private NAT gateway. You cannot unassign your primary private IP. For more information, see [Edit secondary IP address associations](#) in the *Amazon VPC User Guide*.

While unassigning is in progress, you cannot assign/unassign additional IP addresses while the connections are being drained. You are, however, allowed to delete the NAT gateway.

A private IP address will only be released at the end of `MaxDrainDurationSeconds`. The private IP addresses stay associated and support the existing connections, but do not support any new connections (new connections are distributed across the remaining assigned private IP address). After the existing connections drain out, the private IP addresses are released.

## Request Parameters

The following parameters are for this specific action. For more information about required and optional parameters that are common to all actions, see [Common Query Parameters](#).

### DryRun

Checks whether you have the required permissions for the action, without actually making the request, and provides an error response. If you have the required permissions, the error response is `DryRunOperation`. Otherwise, it is `UnauthorizedOperation`.

Type: Boolean

Required: No

### MaxDrainDurationSeconds

The maximum amount of time to wait (in seconds) before forcibly releasing the IP addresses if connections are still in progress. Default value is 350 seconds.

Type: Integer

Valid Range: Minimum value of 1. Maximum value of 4000.

Required: No

## **NatGatewayId**

The ID of the NAT gateway.

Type: String

Required: Yes

## **PrivateIpAddress.N**

The private IPv4 addresses you want to unassign.

Type: Array of strings

Required: Yes

## **Response Elements**

The following elements are returned by the service.

### **natGatewayAddressSet**

Information about the NAT gateway IP addresses.

Type: Array of [NatGatewayAddress](#) objects

### **natGatewayId**

The ID of the NAT gateway.

Type: String

### **requestId**

The ID of the request.

Type: String

## **Errors**

For information about the errors that are common to all actions, see [Common client error codes](#).

## See Also

For more information about using this API in one of the language-specific AWS SDKs, see the following:

- [AWS Command Line Interface](#)
- [AWS SDK for .NET](#)
- [AWS SDK for C++](#)
- [AWS SDK for Go v2](#)
- [AWS SDK for Java V2](#)
- [AWS SDK for JavaScript V3](#)
- [AWS SDK for PHP V3](#)
- [AWS SDK for Python](#)
- [AWS SDK for Ruby V3](#)

# UnlockSnapshot

Unlocks a snapshot that is locked in governance mode or that is locked in compliance mode but still in the cooling-off period. You can't unlock a snapshot that is locked in compliance mode after the cooling-off period has expired.

## Request Parameters

The following parameters are for this specific action. For more information about required and optional parameters that are common to all actions, see [Common Query Parameters](#).

### DryRun

Checks whether you have the required permissions for the action, without actually making the request, and provides an error response. If you have the required permissions, the error response is `DryRunOperation`. Otherwise, it is `UnauthorizedOperation`.

Type: Boolean

Required: No

### SnapshotId

The ID of the snapshot to unlock.

Type: String

Required: Yes

## Response Elements

The following elements are returned by the service.

### requestId

The ID of the request.

Type: String

### snapshotId

The ID of the snapshot.

Type: String

## Errors

For information about the errors that are common to all actions, see [Common client error codes](#).

## See Also

For more information about using this API in one of the language-specific AWS SDKs, see the following:

- [AWS Command Line Interface](#)
- [AWS SDK for .NET](#)
- [AWS SDK for C++](#)
- [AWS SDK for Go v2](#)
- [AWS SDK for Java V2](#)
- [AWS SDK for JavaScript V3](#)
- [AWS SDK for PHP V3](#)
- [AWS SDK for Python](#)
- [AWS SDK for Ruby V3](#)

# UnmonitorInstances

Disables detailed monitoring for a running instance. For more information, see [Monitoring your instances and volumes](#) in the *Amazon EC2 User Guide*.

## Request Parameters

The following parameters are for this specific action. For more information about required and optional parameters that are common to all actions, see [Common Query Parameters](#).

### DryRun

Checks whether you have the required permissions for the action, without actually making the request, and provides an error response. If you have the required permissions, the error response is `DryRunOperation`. Otherwise, it is `UnauthorizedOperation`.

Type: Boolean

Required: No

### InstanceIds.N

The IDs of the instances.

Type: Array of strings

Required: Yes

## Response Elements

The following elements are returned by the service.

### instancesSet

The monitoring information.

Type: Array of [InstanceMonitoring](#) objects

### requestId

The ID of the request.

Type: String



## Errors

For information about the errors that are common to all actions, see [Common client error codes](#).

## Examples

### Example

This example disables detailed monitoring for the specified instances.

### Sample Request

```
https://ec2.amazonaws.com/?Action=UnmonitorInstances
&InstanceId.1=i-1234567890abcdef0
&InstanceId.2=i-0598c7d356eba48d7
&AUTHPARAMS
```

### Sample Response

```
<UnmonitorInstancesResponse xmlns="http://ec2.amazonaws.com/doc/2016-11-15/">
  <requestId>59dbff89-35bd-4eac-99ed-be587EXAMPLE</requestId>
  <instancesSet>
    <item>
      <instanceId>i-1234567890abcdef0</instanceId>
      <monitoring>
        <state>disabled</state>
      </monitoring>
    </item>
    <item>
      <instanceId>i-0598c7d356eba48d7</instanceId>
      <monitoring>
        <state>disabled</state>
      </monitoring>
    </item>
  </instancesSet>
</UnmonitorInstancesResponse>
```

## See Also

For more information about using this API in one of the language-specific AWS SDKs, see the following:

- [AWS Command Line Interface](#)
- [AWS SDK for .NET](#)
- [AWS SDK for C++](#)
- [AWS SDK for Go v2](#)
- [AWS SDK for Java V2](#)
- [AWS SDK for JavaScript V3](#)
- [AWS SDK for PHP V3](#)
- [AWS SDK for Python](#)
- [AWS SDK for Ruby V3](#)

# UpdateSecurityGroupRuleDescriptionsEgress

Updates the description of an egress (outbound) security group rule. You can replace an existing description, or add a description to a rule that did not have one previously. You can remove a description for a security group rule by omitting the description parameter in the request.

## Request Parameters

The following parameters are for this specific action. For more information about required and optional parameters that are common to all actions, see [Common Query Parameters](#).

### DryRun

Checks whether you have the required permissions for the action, without actually making the request, and provides an error response. If you have the required permissions, the error response is `DryRunOperation`. Otherwise, it is `UnauthorizedOperation`.

Type: Boolean

Required: No

### GroupId

The ID of the security group. You must specify either the security group ID or the security group name in the request. For security groups in a nondefault VPC, you must specify the security group ID.

Type: String

Required: No

### GroupName

[Default VPC] The name of the security group. You must specify either the security group ID or the security group name.

Type: String

Required: No

### IpPermissions.N

The IP permissions for the security group rule. You must specify either the IP permissions or the description.

Type: Array of [IpPermission](#) objects

Required: No

### **SecurityGroupRuleDescription.N**

The description for the egress security group rules. You must specify either the description or the IP permissions.

Type: Array of [SecurityGroupRuleDescription](#) objects

Required: No

## **Response Elements**

The following elements are returned by the service.

### **requestId**

The ID of the request.

Type: String

### **return**

Returns `true` if the request succeeds; otherwise, returns an error.

Type: Boolean

## **Errors**

For information about the errors that are common to all actions, see [Common client error codes](#).

## **Examples**

### **Example**

This example updates the description for the security group rule that allows outbound access over port 80 to the `205.192.0.0/16` IPv4 address range. The description 'Outbound HTTP access to server 2' replaces any existing description for the rule.

## Sample Request

```
https://ec2.amazonaws.com/?Action=UpdateSecurityGroupRuleDescriptionsEgress
&GroupId=sg-112233
&IpPermissions.1.IpProtocol=tcp
&IpPermissions.1.FromPort=80
&IpPermissions.1.ToPort=80
&IpPermissions.1.IpRanges.1.CidrIp=205.192.0.0/16
&IpPermissions.1.IpRanges.1.Description=Outbound HTTP access to server 2
&AUTHPARAMS
```

## Sample Response

```
<UpdateSecurityGroupRuleDescriptionsEgressResponse xmlns="http://ec2.amazonaws.com/
doc/2016-11-15/">
  <requestId>1480cf25-4fbe-4168-aa9c-365example</requestId>
  <return>>true</return>
</UpdateSecurityGroupRuleDescriptionsEgressResponse>
```

## See Also

For more information about using this API in one of the language-specific AWS SDKs, see the following:

- [AWS Command Line Interface](#)
- [AWS SDK for .NET](#)
- [AWS SDK for C++](#)
- [AWS SDK for Go v2](#)
- [AWS SDK for Java V2](#)
- [AWS SDK for JavaScript V3](#)
- [AWS SDK for PHP V3](#)
- [AWS SDK for Python](#)
- [AWS SDK for Ruby V3](#)

# UpdateSecurityGroupRuleDescriptionsIngress

Updates the description of an ingress (inbound) security group rule. You can replace an existing description, or add a description to a rule that did not have one previously. You can remove a description for a security group rule by omitting the description parameter in the request.

## Request Parameters

The following parameters are for this specific action. For more information about required and optional parameters that are common to all actions, see [Common Query Parameters](#).

### DryRun

Checks whether you have the required permissions for the action, without actually making the request, and provides an error response. If you have the required permissions, the error response is `DryRunOperation`. Otherwise, it is `UnauthorizedOperation`.

Type: Boolean

Required: No

### GroupId

The ID of the security group. You must specify either the security group ID or the security group name in the request. For security groups in a nondefault VPC, you must specify the security group ID.

Type: String

Required: No

### GroupName

[Default VPC] The name of the security group. You must specify either the security group ID or the security group name. For security groups in a nondefault VPC, you must specify the security group ID.

Type: String

Required: No

## IpPermissions.N

The IP permissions for the security group rule. You must specify either IP permissions or a description.

Type: Array of [IpPermission](#) objects

Required: No

## SecurityGroupRuleDescription.N

The description for the ingress security group rules. You must specify either a description or IP permissions.

Type: Array of [SecurityGroupRuleDescription](#) objects

Required: No

## Response Elements

The following elements are returned by the service.

### requestId

The ID of the request.

Type: String

### return

Returns `true` if the request succeeds; otherwise, returns an error.

Type: Boolean

## Errors

For information about the errors that are common to all actions, see [Common client error codes](#).

## Examples

### Example 1

This example updates the description for the security group rule that allows inbound access over port 22 from the 203.0.113.0/16 IPv4 address range. The description 'SSH access from ABC office' replaces any existing description for the rule.

#### Sample Request

```
https://ec2.amazonaws.com/?Action=UpdateSecurityGroupRuleDescriptionsIngress
&GroupId=sg-112233
&IpPermissions.1.IpProtocol=tcp
&IpPermissions.1.FromPort=22
&IpPermissions.1.ToPort=22
&IpPermissions.1.IpRanges.1.CidrIp=203.0.113.0/16
&IpPermissions.1.IpRanges.1.Description=SSH access from ABC office
&AUTHPARAMS
```

#### Sample Response

```
<UpdateSecurityGroupRuleDescriptionsIngressResponse xmlns="http://ec2.amazonaws.com/
doc/2016-11-15/">
  <requestId>b4a57536-2e4a-4cbe-82f0-399example</requestId>
  <return>>true</return>
</UpdateSecurityGroupRuleDescriptionsIngressResponse>
```

### Example 2

This example removes the description for the specified security group rule.

#### Sample Request

```
https://ec2.amazonaws.com/?Action=UpdateSecurityGroupRuleDescriptionsIngress
&GroupId=sg-112233
&IpPermissions.1.IpProtocol=tcp
&IpPermissions.1.FromPort=22
&IpPermissions.1.ToPort=22
&IpPermissions.1.IpRanges.1.CidrIp=203.0.113.4/32
&AUTHPARAMS
```



## See Also

For more information about using this API in one of the language-specific AWS SDKs, see the following:

- [AWS Command Line Interface](#)
- [AWS SDK for .NET](#)
- [AWS SDK for C++](#)
- [AWS SDK for Go v2](#)
- [AWS SDK for Java V2](#)
- [AWS SDK for JavaScript V3](#)
- [AWS SDK for PHP V3](#)
- [AWS SDK for Python](#)
- [AWS SDK for Ruby V3](#)

# WithdrawByoipCidr

Stops advertising an address range that is provisioned as an address pool.

You can perform this operation at most once every 10 seconds, even if you specify different address ranges each time.

It can take a few minutes before traffic to the specified addresses stops routing to AWS because of BGP propagation delays.

## Request Parameters

The following parameters are for this specific action. For more information about required and optional parameters that are common to all actions, see [Common Query Parameters](#).

### Cidr

The address range, in CIDR notation.

Type: String

Required: Yes

### DryRun

Checks whether you have the required permissions for the action, without actually making the request, and provides an error response. If you have the required permissions, the error response is `DryRunOperation`. Otherwise, it is `UnauthorizedOperation`.

Type: Boolean

Required: No

## Response Elements

The following elements are returned by the service.

### byoipCidr

Information about the address pool.

Type: [ByoipCidr](#) object

## requestId

The ID of the request.

Type: String

## Errors

For information about the errors that are common to all actions, see [Common client error codes](#).

## See Also

For more information about using this API in one of the language-specific AWS SDKs, see the following:

- [AWS Command Line Interface](#)
- [AWS SDK for .NET](#)
- [AWS SDK for C++](#)
- [AWS SDK for Go v2](#)
- [AWS SDK for Java V2](#)
- [AWS SDK for JavaScript V3](#)
- [AWS SDK for PHP V3](#)
- [AWS SDK for Python](#)
- [AWS SDK for Ruby V3](#)

# Data Types

The Amazon Elastic Compute Cloud API contains several data types that various actions use. This section describes each data type in detail.

## Note

The order of each element in a data type structure is not guaranteed. Applications should not assume a particular order.

The following data types are supported:

- [AcceleratorCount](#)
- [AcceleratorCountRequest](#)
- [AcceleratorTotalMemoryMiB](#)
- [AcceleratorTotalMemoryMiBRequest](#)
- [AccessScopeAnalysisFinding](#)
- [AccessScopePath](#)
- [AccessScopePathRequest](#)
- [AccountAttribute](#)
- [AccountAttributeValue](#)
- [ActiveInstance](#)
- [AddedPrincipal](#)
- [AddIpamOperatingRegion](#)
- [AdditionalDetail](#)
- [AddPrefixListEntry](#)
- [Address](#)
- [AddressAttribute](#)
- [AddressTransfer](#)
- [AllowedPrincipal](#)
- [AlternatePathHint](#)
- [AnalysisAclRule](#)

- [AnalysisComponent](#)
- [AnalysisLoadBalancerListener](#)
- [AnalysisLoadBalancerTarget](#)
- [AnalysisPacketHeader](#)
- [AnalysisRouteTableRoute](#)
- [AnalysisSecurityGroupRule](#)
- [AsnAssociation](#)
- [AsnAuthorizationContext](#)
- [AssignedPrivateIpAddress](#)
- [AssociatedRole](#)
- [AssociatedTargetNetwork](#)
- [AssociationStatus](#)
- [AthenaIntegration](#)
- [AttachmentEnaSrdSpecification](#)
- [AttachmentEnaSrdUdpSpecification](#)
- [AttributeBooleanValue](#)
- [AttributeValue](#)
- [AuthorizationRule](#)
- [AvailabilityZone](#)
- [AvailabilityZoneMessage](#)
- [AvailableCapacity](#)
- [BaselineEbsBandwidthMbps](#)
- [BaselineEbsBandwidthMbpsRequest](#)
- [BlobAttributeValue](#)
- [BlockDeviceMapping](#)
- [BundleTask](#)
- [BundleTaskError](#)
- [Byoasn](#)
- [ByoipCidr](#)
- [CancelCapacityReservationFleetError](#)

- [CancelledSpotInstanceRequest](#)
- [CancelSpotFleetRequestsError](#)
- [CancelSpotFleetRequestsErrorItem](#)
- [CancelSpotFleetRequestsSuccessItem](#)
- [CapacityAllocation](#)
- [CapacityBlockOffering](#)
- [CapacityReservation](#)
- [CapacityReservationFleet](#)
- [CapacityReservationFleetCancellationState](#)
- [CapacityReservationGroup](#)
- [CapacityReservationOptions](#)
- [CapacityReservationOptionsRequest](#)
- [CapacityReservationSpecification](#)
- [CapacityReservationSpecificationResponse](#)
- [CapacityReservationTarget](#)
- [CapacityReservationTargetResponse](#)
- [CarrierGateway](#)
- [CertificateAuthentication](#)
- [CertificateAuthenticationRequest](#)
- [CidrAuthorizationContext](#)
- [CidrBlock](#)
- [ClassicLinkDnsSupport](#)
- [ClassicLinkInstance](#)
- [ClassicLoadBalancer](#)
- [ClassicLoadBalancersConfig](#)
- [ClientCertificateRevocationListStatus](#)
- [ClientConnectOptions](#)
- [ClientConnectResponseOptions](#)
- [ClientData](#)
- [ClientLoginBannerOptions](#)

- [ClientLoginBannerResponseOptions](#)
- [ClientVpnAuthentication](#)
- [ClientVpnAuthenticationRequest](#)
- [ClientVpnAuthorizationRuleStatus](#)
- [ClientVpnConnection](#)
- [ClientVpnConnectionStatus](#)
- [ClientVpnEndpoint](#)
- [ClientVpnEndpointAttributeStatus](#)
- [ClientVpnEndpointStatus](#)
- [ClientVpnRoute](#)
- [ClientVpnRouteStatus](#)
- [CloudWatchLogOptions](#)
- [CloudWatchLogOptionsSpecification](#)
- [CoipAddressUsage](#)
- [CoipCidr](#)
- [CoipPool](#)
- [ConnectionLogOptions](#)
- [ConnectionLogResponseOptions](#)
- [ConnectionNotification](#)
- [ConnectionTrackingConfiguration](#)
- [ConnectionTrackingSpecification](#)
- [ConnectionTrackingSpecificationRequest](#)
- [ConnectionTrackingSpecificationResponse](#)
- [ConversionTask](#)
- [CpuOptions](#)
- [CpuOptionsRequest](#)
- [CreateFleetError](#)
- [CreateFleetInstance](#)
- [CreateTransitGatewayConnectRequestOptions](#)
- [CreateTransitGatewayMulticastDomainRequestOptions](#)

- [CreateTransitGatewayPeeringAttachmentRequestOptions](#)
- [CreateTransitGatewayVpcAttachmentRequestOptions](#)
- [CreateVerifiedAccessEndpointEniOptions](#)
- [CreateVerifiedAccessEndpointLoadBalancerOptions](#)
- [CreateVerifiedAccessTrustProviderDeviceOptions](#)
- [CreateVerifiedAccessTrustProviderOidcOptions](#)
- [CreateVolumePermission](#)
- [CreateVolumePermissionModifications](#)
- [CreditSpecification](#)
- [CreditSpecificationRequest](#)
- [CustomerGateway](#)
- [DataQuery](#)
- [DataResponse](#)
- [DeleteFleetError](#)
- [DeleteFleetErrorItem](#)
- [DeleteFleetSuccessItem](#)
- [DeleteLaunchTemplateVersionsResponseErrorItem](#)
- [DeleteLaunchTemplateVersionsResponseSuccessItem](#)
- [DeleteQueuedReservedInstancesError](#)
- [DeregisterInstanceTagAttributeRequest](#)
- [DescribeFastLaunchImagesSuccessItem](#)
- [DescribeFastSnapshotRestoreSuccessItem](#)
- [DescribeFleetError](#)
- [DescribeFleetsInstances](#)
- [DestinationOptionsRequest](#)
- [DestinationOptionsResponse](#)
- [DeviceOptions](#)
- [DhcpConfiguration](#)
- [DhcpOptions](#)
- [DirectoryServiceAuthentication](#)



- [DirectoryServiceAuthenticationRequest](#)
- [DisableFastSnapshotRestoreErrorItem](#)
- [DisableFastSnapshotRestoreStateError](#)
- [DisableFastSnapshotRestoreStateErrorItem](#)
- [DisableFastSnapshotRestoreSuccessItem](#)
- [DiskImage](#)
- [DiskImageDescription](#)
- [DiskImageDetail](#)
- [DiskImageVolumeDescription](#)
- [DiskInfo](#)
- [DnsEntry](#)
- [DnsOptions](#)
- [DnsOptionsSpecification](#)
- [DnsServersOptionsModifyStructure](#)
- [EbsBlockDevice](#)
- [EbsInfo](#)
- [EbsInstanceBlockDevice](#)
- [EbsInstanceBlockDeviceSpecification](#)
- [EbsOptimizedInfo](#)
- [EbsStatusDetails](#)
- [EbsStatusSummary](#)
- [Ec2InstanceConnectEndpoint](#)
- [EfaInfo](#)
- [EgressOnlyInternetGateway](#)
- [ElasticGpuAssociation](#)
- [ElasticGpuHealth](#)
- [ElasticGpus](#)
- [ElasticGpuSpecification](#)
- [ElasticGpuSpecificationResponse](#)
- [ElasticInferenceAccelerator](#)

- [ElasticInferenceAcceleratorAssociation](#)
- [EnableFastSnapshotRestoreErrorItem](#)
- [EnableFastSnapshotRestoreStateError](#)
- [EnableFastSnapshotRestoreStateErrorItem](#)
- [EnableFastSnapshotRestoreSuccessItem](#)
- [EnaSrdSpecification](#)
- [EnaSrdSpecificationRequest](#)
- [EnaSrdUdpSpecification](#)
- [EnaSrdUdpSpecificationRequest](#)
- [EnclaveOptions](#)
- [EnclaveOptionsRequest](#)
- [EventInformation](#)
- [Explanation](#)
- [ExportImageTask](#)
- [ExportTask](#)
- [ExportTaskS3Location](#)
- [ExportTaskS3LocationRequest](#)
- [ExportToS3Task](#)
- [ExportToS3TaskSpecification](#)
- [FailedCapacityReservationFleetCancellationResult](#)
- [FailedQueuedPurchaseDeletion](#)
- [FastLaunchLaunchTemplateSpecificationRequest](#)
- [FastLaunchLaunchTemplateSpecificationResponse](#)
- [FastLaunchSnapshotConfigurationRequest](#)
- [FastLaunchSnapshotConfigurationResponse](#)
- [FederatedAuthentication](#)
- [FederatedAuthenticationRequest](#)
- [Filter](#)
- [FilterPortRange](#)
- [FirewallStatefulRule](#)

- [FirewallStatelessRule](#)
- [FleetCapacityReservation](#)
- [FleetData](#)
- [FleetLaunchTemplateConfig](#)
- [FleetLaunchTemplateConfigRequest](#)
- [FleetLaunchTemplateOverrides](#)
- [FleetLaunchTemplateOverridesRequest](#)
- [FleetLaunchTemplateSpecification](#)
- [FleetLaunchTemplateSpecificationRequest](#)
- [FleetSpotCapacityRebalance](#)
- [FleetSpotCapacityRebalanceRequest](#)
- [FleetSpotMaintenanceStrategies](#)
- [FleetSpotMaintenanceStrategiesRequest](#)
- [FlowLog](#)
- [FpgaDeviceInfo](#)
- [FpgaDeviceMemoryInfo](#)
- [FpgaImage](#)
- [FpgaImageAttribute](#)
- [FpgaImageState](#)
- [FpgaInfo](#)
- [GpuDeviceInfo](#)
- [GpuDeviceMemoryInfo](#)
- [GpuInfo](#)
- [GroupIdentifier](#)
- [HibernationOptions](#)
- [HibernationOptionsRequest](#)
- [HistoryRecord](#)
- [HistoryRecordEntry](#)
- [Host](#)
- [HostInstance](#)

- [HostOffering](#)
- [HostProperties](#)
- [HostReservation](#)
- [IamInstanceProfile](#)
- [IamInstanceProfileAssociation](#)
- [IamInstanceProfileSpecification](#)
- [IcmpTypeCode](#)
- [IdFormat](#)
- [IKEVersionsListValue](#)
- [IKEVersionsRequestListValue](#)
- [Image](#)
- [ImageDiskContainer](#)
- [ImageRecycleBinInfo](#)
- [ImportImageLicenseConfigurationRequest](#)
- [ImportImageLicenseConfigurationResponse](#)
- [ImportImageTask](#)
- [ImportInstanceLaunchSpecification](#)
- [ImportInstanceTaskDetails](#)
- [ImportInstanceVolumeDetailItem](#)
- [ImportSnapshotTask](#)
- [ImportVolumeTaskDetails](#)
- [InferenceAcceleratorInfo](#)
- [InferenceDeviceInfo](#)
- [InferenceDeviceMemoryInfo](#)
- [Instance](#)
- [InstanceAttachmentEnaSrdSpecification](#)
- [InstanceAttachmentEnaSrdUdpSpecification](#)
- [InstanceBlockDeviceMapping](#)
- [InstanceBlockDeviceMappingSpecification](#)
- [InstanceCapacity](#)

- [InstanceCount](#)
- [InstanceCreditSpecification](#)
- [InstanceCreditSpecificationRequest](#)
- [InstanceEventWindow](#)
- [InstanceEventWindowAssociationRequest](#)
- [InstanceEventWindowAssociationTarget](#)
- [InstanceEventWindowDisassociationRequest](#)
- [InstanceEventWindowStateChange](#)
- [InstanceEventWindowTimeRange](#)
- [InstanceEventWindowTimeRangeRequest](#)
- [InstanceExportDetails](#)
- [InstanceFamilyCreditSpecification](#)
- [InstanceIpv4Prefix](#)
- [InstanceIpv6Address](#)
- [InstanceIpv6AddressRequest](#)
- [InstanceIpv6Prefix](#)
- [InstanceMaintenanceOptions](#)
- [InstanceMaintenanceOptionsRequest](#)
- [InstanceMarketOptionsRequest](#)
- [InstanceMetadataDefaultsResponse](#)
- [InstanceMetadataOptionsRequest](#)
- [InstanceMetadataOptionsResponse](#)
- [InstanceMonitoring](#)
- [InstanceNetworkInterface](#)
- [InstanceNetworkInterfaceAssociation](#)
- [InstanceNetworkInterfaceAttachment](#)
- [InstanceNetworkInterfaceSpecification](#)
- [InstancePrivateIpAddress](#)
- [InstanceRequirements](#)
- [InstanceRequirementsRequest](#)

- [InstanceRequirementsWithMetadataRequest](#)
- [InstanceSpecification](#)
- [InstanceState](#)
- [InstanceStateChange](#)
- [InstanceStatus](#)
- [InstanceStatusDetails](#)
- [InstanceStatusEvent](#)
- [InstanceStatusSummary](#)
- [InstanceStorageInfo](#)
- [InstanceTagNotificationAttribute](#)
- [InstanceTopology](#)
- [InstanceTypeInfo](#)
- [InstanceTypeInfoFromInstanceRequirements](#)
- [InstanceTypeOffering](#)
- [InstanceUsage](#)
- [IntegrateServices](#)
- [InternetGateway](#)
- [InternetGatewayAttachment](#)
- [Ipam](#)
- [IpamAddressHistoryRecord](#)
- [IpamCidrAuthorizationContext](#)
- [IpamDiscoveredAccount](#)
- [IpamDiscoveredPublicAddress](#)
- [IpamDiscoveredResourceCidr](#)
- [IpamDiscoveryFailureReason](#)
- [IpamExternalResourceVerificationToken](#)
- [IpamOperatingRegion](#)
- [IpamPool](#)
- [IpamPoolAllocation](#)
- [IpamPoolCidr](#)

- [IpamPoolCidrFailureReason](#)
- [IpamPoolSourceResource](#)
- [IpamPoolSourceResourceRequest](#)
- [IpamPublicAddressSecurityGroup](#)
- [IpamPublicAddressTag](#)
- [IpamPublicAddressTags](#)
- [IpamResourceCidr](#)
- [IpamResourceDiscovery](#)
- [IpamResourceDiscoveryAssociation](#)
- [IpamResourceTag](#)
- [IpamScope](#)
- [IpPermission](#)
- [IpRange](#)
- [Ipv4PrefixSpecification](#)
- [Ipv4PrefixSpecificationRequest](#)
- [Ipv4PrefixSpecificationResponse](#)
- [Ipv6CidrAssociation](#)
- [Ipv6CidrBlock](#)
- [Ipv6Pool](#)
- [Ipv6PrefixSpecification](#)
- [Ipv6PrefixSpecificationRequest](#)
- [Ipv6PrefixSpecificationResponse](#)
- [Ipv6Range](#)
- [KeyPairInfo](#)
- [LastError](#)
- [LaunchPermission](#)
- [LaunchPermissionModifications](#)
- [LaunchSpecification](#)
- [LaunchTemplate](#)
- [LaunchTemplateAndOverridesResponse](#)

- [LaunchTemplateBlockDeviceMapping](#)
- [LaunchTemplateBlockDeviceMappingRequest](#)
- [LaunchTemplateCapacityReservationSpecificationRequest](#)
- [LaunchTemplateCapacityReservationSpecificationResponse](#)
- [LaunchTemplateConfig](#)
- [LaunchTemplateCpuOptions](#)
- [LaunchTemplateCpuOptionsRequest](#)
- [LaunchTemplateEbsBlockDevice](#)
- [LaunchTemplateEbsBlockDeviceRequest](#)
- [LaunchTemplateElasticInferenceAccelerator](#)
- [LaunchTemplateElasticInferenceAcceleratorResponse](#)
- [LaunchTemplateEnaSrdSpecification](#)
- [LaunchTemplateEnaSrdUdpSpecification](#)
- [LaunchTemplateEnclaveOptions](#)
- [LaunchTemplateEnclaveOptionsRequest](#)
- [LaunchTemplateHibernationOptions](#)
- [LaunchTemplateHibernationOptionsRequest](#)
- [LaunchTemplateIamInstanceProfileSpecification](#)
- [LaunchTemplateIamInstanceProfileSpecificationRequest](#)
- [LaunchTemplateInstanceMaintenanceOptions](#)
- [LaunchTemplateInstanceMaintenanceOptionsRequest](#)
- [LaunchTemplateInstanceMarketOptions](#)
- [LaunchTemplateInstanceMarketOptionsRequest](#)
- [LaunchTemplateInstanceMetadataOptions](#)
- [LaunchTemplateInstanceMetadataOptionsRequest](#)
- [LaunchTemplateInstanceNetworkInterfaceSpecification](#)
- [LaunchTemplateInstanceNetworkInterfaceSpecificationRequest](#)
- [LaunchTemplateLicenseConfiguration](#)
- [LaunchTemplateLicenseConfigurationRequest](#)
- [LaunchTemplateOverrides](#)



- [LaunchTemplatePlacement](#)
- [LaunchTemplatePlacementRequest](#)
- [LaunchTemplatePrivateDnsNameOptions](#)
- [LaunchTemplatePrivateDnsNameOptionsRequest](#)
- [LaunchTemplatesMonitoring](#)
- [LaunchTemplatesMonitoringRequest](#)
- [LaunchTemplateSpecification](#)
- [LaunchTemplateSpotMarketOptions](#)
- [LaunchTemplateSpotMarketOptionsRequest](#)
- [LaunchTemplateTagSpecification](#)
- [LaunchTemplateTagSpecificationRequest](#)
- [LaunchTemplateVersion](#)
- [LicenseConfiguration](#)
- [LicenseConfigurationRequest](#)
- [LoadBalancersConfig](#)
- [LoadPermission](#)
- [LoadPermissionModifications](#)
- [LoadPermissionRequest](#)
- [LocalGateway](#)
- [LocalGatewayRoute](#)
- [LocalGatewayRouteTable](#)
- [LocalGatewayRouteTableVirtualInterfaceGroupAssociation](#)
- [LocalGatewayRouteTableVpcAssociation](#)
- [LocalGatewayVirtualInterface](#)
- [LocalGatewayVirtualInterfaceGroup](#)
- [LockedSnapshotsInfo](#)
- [MacHost](#)
- [MaintenanceDetails](#)
- [ManagedPrefixList](#)
- [MediaAcceleratorInfo](#)

- [MediaDeviceInfo](#)
- [MediaDeviceMemoryInfo](#)
- [MemoryGiBPerVCpu](#)
- [MemoryGiBPerVCpuRequest](#)
- [MemoryInfo](#)
- [MemoryMiB](#)
- [MemoryMiBRequest](#)
- [MetricPoint](#)
- [ModifyTransitGatewayOptions](#)
- [ModifyTransitGatewayVpcAttachmentRequestOptions](#)
- [ModifyVerifiedAccessEndpointEniOptions](#)
- [ModifyVerifiedAccessEndpointLoadBalancerOptions](#)
- [ModifyVerifiedAccessTrustProviderDeviceOptions](#)
- [ModifyVerifiedAccessTrustProviderOidcOptions](#)
- [ModifyVpnTunnelOptionsSpecification](#)
- [Monitoring](#)
- [MovingAddressStatus](#)
- [NatGateway](#)
- [NatGatewayAddress](#)
- [NetworkAcl](#)
- [NetworkAclAssociation](#)
- [NetworkAclEntry](#)
- [NetworkBandwidthGbps](#)
- [NetworkBandwidthGbpsRequest](#)
- [NetworkCardInfo](#)
- [NetworkInfo](#)
- [NetworkInsightsAccessScope](#)
- [NetworkInsightsAccessScopeAnalysis](#)
- [NetworkInsightsAccessScopeContent](#)
- [NetworkInsightsAnalysis](#)

- [NetworkInsightsPath](#)
- [NetworkInterface](#)
- [NetworkInterfaceAssociation](#)
- [NetworkInterfaceAttachment](#)
- [NetworkInterfaceAttachmentChanges](#)
- [NetworkInterfaceCount](#)
- [NetworkInterfaceCountRequest](#)
- [NetworkInterfaceIpv6Address](#)
- [NetworkInterfacePermission](#)
- [NetworkInterfacePermissionState](#)
- [NetworkInterfacePrivateIpAddress](#)
- [NeuronDeviceCoreInfo](#)
- [NeuronDeviceInfo](#)
- [NeuronDeviceMemoryInfo](#)
- [NeuronInfo](#)
- [NewDhcpConfiguration](#)
- [NitroTpmInfo](#)
- [OidcOptions](#)
- [OnDemandOptions](#)
- [OnDemandOptionsRequest](#)
- [PacketHeaderStatement](#)
- [PacketHeaderStatementRequest](#)
- [PathComponent](#)
- [PathFilter](#)
- [PathRequestFilter](#)
- [PathStatement](#)
- [PathStatementRequest](#)
- [Pcild](#)
- [PeeringAttachmentStatus](#)
- [PeeringConnectionOptions](#)

- [PeeringConnectionOptionsRequest](#)
- [PeeringTgwInfo](#)
- [Phase1DHGroupNumbersListValue](#)
- [Phase1DHGroupNumbersRequestListValue](#)
- [Phase1EncryptionAlgorithmsListValue](#)
- [Phase1EncryptionAlgorithmsRequestListValue](#)
- [Phase1IntegrityAlgorithmsListValue](#)
- [Phase1IntegrityAlgorithmsRequestListValue](#)
- [Phase2DHGroupNumbersListValue](#)
- [Phase2DHGroupNumbersRequestListValue](#)
- [Phase2EncryptionAlgorithmsListValue](#)
- [Phase2EncryptionAlgorithmsRequestListValue](#)
- [Phase2IntegrityAlgorithmsListValue](#)
- [Phase2IntegrityAlgorithmsRequestListValue](#)
- [Placement](#)
- [PlacementGroup](#)
- [PlacementGroupInfo](#)
- [PlacementResponse](#)
- [PoolCidrBlock](#)
- [PortRange](#)
- [PrefixList](#)
- [PrefixListAssociation](#)
- [PrefixListEntry](#)
- [PrefixListId](#)
- [PriceSchedule](#)
- [PriceScheduleSpecification](#)
- [PricingDetail](#)
- [PrincipalIdFormat](#)
- [PrivateDnsDetails](#)
- [PrivateDnsNameConfiguration](#)

- [PrivateDnsNameOptionsOnLaunch](#)
- [PrivateDnsNameOptionsRequest](#)
- [PrivateDnsNameOptionsResponse](#)
- [PrivateIpAddressSpecification](#)
- [ProcessorInfo](#)
- [ProductCode](#)
- [PropagatingVgw](#)
- [ProvisionedBandwidth](#)
- [PtrUpdateStatus](#)
- [PublicIpv4Pool](#)
- [PublicIpv4PoolRange](#)
- [Purchase](#)
- [PurchaseRequest](#)
- [RecurringCharge](#)
- [ReferencedSecurityGroup](#)
- [Region](#)
- [RegisterInstanceTagAttributeRequest](#)
- [RemoveIpamOperatingRegion](#)
- [RemovePrefixListEntry](#)
- [ReplaceRootVolumeTask](#)
- [RequestFilterPortRange](#)
- [RequestIpamResourceTag](#)
- [RequestLaunchTemplateData](#)
- [RequestSpotLaunchSpecification](#)
- [Reservation](#)
- [ReservationFleetInstanceSpecification](#)
- [ReservationValue](#)
- [ReservedInstanceLimitPrice](#)
- [ReservedInstanceReservationValue](#)
- [ReservedInstances](#)

- [ReservedInstancesConfiguration](#)
- [ReservedInstancesId](#)
- [ReservedInstancesListing](#)
- [ReservedInstancesModification](#)
- [ReservedInstancesModificationResult](#)
- [ReservedInstancesOffering](#)
- [ResourceStatement](#)
- [ResourceStatementRequest](#)
- [ResponseError](#)
- [ResponseLaunchTemplateData](#)
- [Route](#)
- [RouteTable](#)
- [RouteTableAssociation](#)
- [RouteTableAssociationState](#)
- [RuleGroupRuleOptionsPair](#)
- [RuleGroupTypePair](#)
- [RuleOption](#)
- [RunInstancesMonitoringEnabled](#)
- [S3ObjectTag](#)
- [S3Storage](#)
- [ScheduledInstance](#)
- [ScheduledInstanceAvailability](#)
- [ScheduledInstanceRecurrence](#)
- [ScheduledInstanceRecurrenceRequest](#)
- [ScheduledInstancesBlockDeviceMapping](#)
- [ScheduledInstancesEbs](#)
- [ScheduledInstancesIamInstanceProfile](#)
- [ScheduledInstancesIpv6Address](#)
- [ScheduledInstancesLaunchSpecification](#)
- [ScheduledInstancesMonitoring](#)

- [ScheduledInstancesNetworkInterface](#)
- [ScheduledInstancesPlacement](#)
- [ScheduledInstancesPrivateIpAddressConfig](#)
- [SecurityGroup](#)
- [SecurityGroupForVpc](#)
- [SecurityGroupIdentifier](#)
- [SecurityGroupReference](#)
- [SecurityGroupRule](#)
- [SecurityGroupRuleDescription](#)
- [SecurityGroupRuleRequest](#)
- [SecurityGroupRuleUpdate](#)
- [ServiceConfiguration](#)
- [ServiceDetail](#)
- [ServiceTypeDetail](#)
- [SlotDateTimeRangeRequest](#)
- [SlotStartTimeRangeRequest](#)
- [Snapshot](#)
- [SnapshotDetail](#)
- [SnapshotDiskContainer](#)
- [SnapshotInfo](#)
- [SnapshotRecycleBinInfo](#)
- [SnapshotTaskDetail](#)
- [SnapshotTierStatus](#)
- [SpotCapacityRebalance](#)
- [SpotDatafeedSubscription](#)
- [SpotFleetLaunchSpecification](#)
- [SpotFleetMonitoring](#)
- [SpotFleetRequestConfig](#)
- [SpotFleetRequestConfigData](#)
- [SpotFleetTagSpecification](#)

- [SpotInstanceRequest](#)
- [SpotInstanceStateFault](#)
- [SpotInstanceState](#)
- [SpotMaintenanceStrategies](#)
- [SpotMarketOptions](#)
- [SpotOptions](#)
- [SpotOptionsRequest](#)
- [SpotPlacement](#)
- [SpotPlacementScore](#)
- [SpotPrice](#)
- [StaleIpPermission](#)
- [StaleSecurityGroup](#)
- [StateReason](#)
- [Storage](#)
- [StorageLocation](#)
- [StoreImageTaskResult](#)
- [Subnet](#)
- [SubnetAssociation](#)
- [SubnetCidrBlockState](#)
- [SubnetCidrReservation](#)
- [SubnetConfiguration](#)
- [SubnetIpv6CidrBlockAssociation](#)
- [Subscription](#)
- [SuccessfulInstanceCreditSpecificationItem](#)
- [SuccessfulQueuedPurchaseDeletion](#)
- [Tag](#)
- [TagDescription](#)
- [TagSpecification](#)
- [TargetCapacitySpecification](#)
- [TargetCapacitySpecificationRequest](#)



- [TargetConfiguration](#)
- [TargetConfigurationRequest](#)
- [TargetGroup](#)
- [TargetGroupsConfig](#)
- [TargetNetwork](#)
- [TargetReservationValue](#)
- [TerminateConnectionStatus](#)
- [ThroughResourcesStatement](#)
- [ThroughResourcesStatementRequest](#)
- [TotalLocalStorageGB](#)
- [TotalLocalStorageGBRequest](#)
- [TrafficMirrorFilter](#)
- [TrafficMirrorFilterRule](#)
- [TrafficMirrorPortRange](#)
- [TrafficMirrorPortRangeRequest](#)
- [TrafficMirrorSession](#)
- [TrafficMirrorTarget](#)
- [TransitGateway](#)
- [TransitGatewayAssociation](#)
- [TransitGatewayAttachment](#)
- [TransitGatewayAttachmentAssociation](#)
- [TransitGatewayAttachmentBgpConfiguration](#)
- [TransitGatewayAttachmentPropagation](#)
- [TransitGatewayConnect](#)
- [TransitGatewayConnectOptions](#)
- [TransitGatewayConnectPeer](#)
- [TransitGatewayConnectPeerConfiguration](#)
- [TransitGatewayConnectRequestBgpOptions](#)
- [TransitGatewayMulticastDeregisteredGroupMembers](#)
- [TransitGatewayMulticastDeregisteredGroupSources](#)

- [TransitGatewayMulticastDomain](#)
- [TransitGatewayMulticastDomainAssociation](#)
- [TransitGatewayMulticastDomainAssociations](#)
- [TransitGatewayMulticastDomainOptions](#)
- [TransitGatewayMulticastGroup](#)
- [TransitGatewayMulticastRegisteredGroupMembers](#)
- [TransitGatewayMulticastRegisteredGroupSources](#)
- [TransitGatewayOptions](#)
- [TransitGatewayPeeringAttachment](#)
- [TransitGatewayPeeringAttachmentOptions](#)
- [TransitGatewayPolicyRule](#)
- [TransitGatewayPolicyRuleMetaData](#)
- [TransitGatewayPolicyTable](#)
- [TransitGatewayPolicyTableAssociation](#)
- [TransitGatewayPolicyTableEntry](#)
- [TransitGatewayPrefixListAttachment](#)
- [TransitGatewayPrefixListReference](#)
- [TransitGatewayPropagation](#)
- [TransitGatewayRequestOptions](#)
- [TransitGatewayRoute](#)
- [TransitGatewayRouteAttachment](#)
- [TransitGatewayRouteTable](#)
- [TransitGatewayRouteTableAnnouncement](#)
- [TransitGatewayRouteTableAssociation](#)
- [TransitGatewayRouteTablePropagation](#)
- [TransitGatewayRouteTableRoute](#)
- [TransitGatewayVpcAttachment](#)
- [TransitGatewayVpcAttachmentOptions](#)
- [TrunkInterfaceAssociation](#)
- [TunnelOption](#)

- [UnsuccessfulInstanceCreditSpecificationItem](#)
- [UnsuccessfulInstanceCreditSpecificationItemError](#)
- [UnsuccessfulItem](#)
- [UnsuccessfulItemError](#)
- [UserBucket](#)
- [UserBucketDetails](#)
- [UserData](#)
- [UserIdGroupPair](#)
- [ValidationError](#)
- [ValidationWarning](#)
- [VCpuCountRange](#)
- [VCpuCountRangeRequest](#)
- [VCpuInfo](#)
- [VerifiedAccessEndpoint](#)
- [VerifiedAccessEndpointEniOptions](#)
- [VerifiedAccessEndpointLoadBalancerOptions](#)
- [VerifiedAccessEndpointStatus](#)
- [VerifiedAccessGroup](#)
- [VerifiedAccessInstance](#)
- [VerifiedAccessInstanceLoggingConfiguration](#)
- [VerifiedAccessLogCloudWatchLogsDestination](#)
- [VerifiedAccessLogCloudWatchLogsDestinationOptions](#)
- [VerifiedAccessLogDeliveryStatus](#)
- [VerifiedAccessLogKinesisDataFirehoseDestination](#)
- [VerifiedAccessLogKinesisDataFirehoseDestinationOptions](#)
- [VerifiedAccessLogOptions](#)
- [VerifiedAccessLogs](#)
- [VerifiedAccessLogS3Destination](#)
- [VerifiedAccessLogS3DestinationOptions](#)
- [VerifiedAccessSseSpecificationRequest](#)

- [VerifiedAccessSseSpecificationResponse](#)
- [VerifiedAccessTrustProvider](#)
- [VerifiedAccessTrustProviderCondensed](#)
- [VgwTelemetry](#)
- [Volume](#)
- [VolumeAttachment](#)
- [VolumeDetail](#)
- [VolumeModification](#)
- [VolumeStatusAction](#)
- [VolumeStatusAttachmentStatus](#)
- [VolumeStatusDetails](#)
- [VolumeStatusEvent](#)
- [VolumeStatusInfo](#)
- [VolumeStatusItem](#)
- [Vpc](#)
- [VpcAttachment](#)
- [VpcCidrBlockAssociation](#)
- [VpcCidrBlockState](#)
- [VpcClassicLink](#)
- [VpcEndpoint](#)
- [VpcEndpointConnection](#)
- [VpcIpv6CidrBlockAssociation](#)
- [VpcPeeringConnection](#)
- [VpcPeeringConnectionOptionsDescription](#)
- [VpcPeeringConnectionStateReason](#)
- [VpcPeeringConnectionVpcInfo](#)
- [VpnConnection](#)
- [VpnConnectionDeviceType](#)
- [VpnConnectionOptions](#)
- [VpnConnectionOptionsSpecification](#)

- [VpnGateway](#)
- [VpnStaticRoute](#)
- [VpnTunnelLogOptions](#)
- [VpnTunnelLogOptionsSpecification](#)
- [VpnTunnelOptionsSpecification](#)

# AcceleratorCount

The minimum and maximum number of accelerators (GPUs, FPGAs, or AWS Inferentia chips) on an instance.

## Contents

### Max (request), **max** (response)

The maximum number of accelerators. If this parameter is not specified, there is no maximum limit.

Type: Integer

Required: No

### Min (request), **min** (response)

The minimum number of accelerators. If this parameter is not specified, there is no minimum limit.

Type: Integer

Required: No

## See Also

For more information about using this API in one of the language-specific AWS SDKs, see the following:

- [AWS SDK for C++](#)
- [AWS SDK for Java V2](#)
- [AWS SDK for Ruby V3](#)

# AcceleratorCountRequest

The minimum and maximum number of accelerators (GPUs, FPGAs, or AWS Inferentia chips) on an instance. To exclude accelerator-enabled instance types, set Max to 0.

## Contents

### Max

The maximum number of accelerators. To specify no maximum limit, omit this parameter. To exclude accelerator-enabled instance types, set Max to 0.

Type: Integer

Required: No

### Min

The minimum number of accelerators. To specify no minimum limit, omit this parameter.

Type: Integer

Required: No

## See Also

For more information about using this API in one of the language-specific AWS SDKs, see the following:

- [AWS SDK for C++](#)
- [AWS SDK for Java V2](#)
- [AWS SDK for Ruby V3](#)

# AcceleratorTotalMemoryMiB

The minimum and maximum amount of total accelerator memory, in MiB.

## Contents

### Max (request), **max** (response)

The maximum amount of accelerator memory, in MiB. If this parameter is not specified, there is no maximum limit.

Type: Integer

Required: No

### Min (request), **min** (response)

The minimum amount of accelerator memory, in MiB. If this parameter is not specified, there is no minimum limit.

Type: Integer

Required: No

## See Also

For more information about using this API in one of the language-specific AWS SDKs, see the following:

- [AWS SDK for C++](#)
- [AWS SDK for Java V2](#)
- [AWS SDK for Ruby V3](#)



# AcceleratorTotalMemoryMiBRequest

The minimum and maximum amount of total accelerator memory, in MiB.

## Contents

### Max

The maximum amount of accelerator memory, in MiB. To specify no maximum limit, omit this parameter.

Type: Integer

Required: No

### Min

The minimum amount of accelerator memory, in MiB. To specify no minimum limit, omit this parameter.

Type: Integer

Required: No

## See Also

For more information about using this API in one of the language-specific AWS SDKs, see the following:

- [AWS SDK for C++](#)
- [AWS SDK for Java V2](#)
- [AWS SDK for Ruby V3](#)

# AccessScopeAnalysisFinding

Describes a finding for a Network Access Scope.

## Contents

### findingComponentSet

The finding components.

Type: Array of [PathComponent](#) objects

Required: No

### findingId

The ID of the finding.

Type: String

Required: No

### networkInsightsAccessScopeAnalysisId

The ID of the Network Access Scope analysis.

Type: String

Required: No

### networkInsightsAccessScopeId

The ID of the Network Access Scope.

Type: String

Required: No

## See Also

For more information about using this API in one of the language-specific AWS SDKs, see the following:

- [AWS SDK for C++](#)

- [AWS SDK for Java V2](#)
- [AWS SDK for Ruby V3](#)

# AccessScopePath

Describes a path.

## Contents

### destination

The destination.

Type: [PathStatement](#) object

Required: No

### source

The source.

Type: [PathStatement](#) object

Required: No

### throughResourceSet

The through resources.

Type: Array of [ThroughResourcesStatement](#) objects

Required: No

## See Also

For more information about using this API in one of the language-specific AWS SDKs, see the following:

- [AWS SDK for C++](#)
- [AWS SDK for Java V2](#)
- [AWS SDK for Ruby V3](#)

# AccessScopePathRequest

Describes a path.

## Contents

### Destination

The destination.

Type: [PathStatementRequest](#) object

Required: No

### Source

The source.

Type: [PathStatementRequest](#) object

Required: No

### ThroughResources

The through resources.

Type: Array of [ThroughResourcesStatementRequest](#) objects

Required: No

## See Also

For more information about using this API in one of the language-specific AWS SDKs, see the following:

- [AWS SDK for C++](#)
- [AWS SDK for Java V2](#)
- [AWS SDK for Ruby V3](#)

# AccountAttribute

Describes an account attribute.

## Contents

### attributeName

The name of the account attribute.

Type: String

Required: No

### attributeValueSet

The values for the account attribute.

Type: Array of [AccountAttributeValue](#) objects

Required: No

## See Also

For more information about using this API in one of the language-specific AWS SDKs, see the following:

- [AWS SDK for C++](#)
- [AWS SDK for Java V2](#)
- [AWS SDK for Ruby V3](#)

# AccountAttributeValue

Describes a value of an account attribute.

## Contents

### attributeValue

The value of the attribute.

Type: String

Required: No

## See Also

For more information about using this API in one of the language-specific AWS SDKs, see the following:

- [AWS SDK for C++](#)
- [AWS SDK for Java V2](#)
- [AWS SDK for Ruby V3](#)

# ActiveInstance

Describes a running instance in a Spot Fleet.

## Contents

### **instanceHealth**

The health status of the instance. If the status of either the instance status check or the system status check is `impaired`, the health status of the instance is `unhealthy`. Otherwise, the health status is `healthy`.

Type: String

Valid Values: `healthy` | `unhealthy`

Required: No

### **instanceId**

The ID of the instance.

Type: String

Required: No

### **instanceType**

The instance type.

Type: String

Required: No

### **spotInstanceRequestId**

The ID of the Spot Instance request.

Type: String

Required: No



## See Also

For more information about using this API in one of the language-specific AWS SDKs, see the following:

- [AWS SDK for C++](#)
- [AWS SDK for Java V2](#)
- [AWS SDK for Ruby V3](#)

# AddedPrincipal

Describes a principal.

## Contents

### **principal**

The Amazon Resource Name (ARN) of the principal.

Type: String

Required: No

### **principalType**

The type of principal.

Type: String

Valid Values: All | Service | OrganizationUnit | Account | User | Role

Required: No

### **serviceId**

The ID of the service.

Type: String

Required: No

### **servicePermissionId**

The ID of the service permission.

Type: String

Required: No

## See Also

For more information about using this API in one of the language-specific AWS SDKs, see the following:

- [AWS SDK for C++](#)
- [AWS SDK for Java V2](#)
- [AWS SDK for Ruby V3](#)

# AddIpamOperatingRegion

Add an operating Region to an IPAM. Operating Regions are AWS Regions where the IPAM is allowed to manage IP address CIDRs. IPAM only discovers and monitors resources in the AWS Regions you select as operating Regions.

For more information about operating Regions, see [Create an IPAM](#) in the *Amazon VPC IPAM User Guide*.

## Contents

### RegionName

The name of the operating Region.

Type: String

Required: No

## See Also

For more information about using this API in one of the language-specific AWS SDKs, see the following:

- [AWS SDK for C++](#)
- [AWS SDK for Java V2](#)
- [AWS SDK for Ruby V3](#)

# AdditionalDetail

Describes an additional detail for a path analysis. For more information, see [Reachability Analyzer additional detail codes](#).

## Contents

### **additionalDetailType**

The additional detail code.

Type: String

Required: No

### **component**

The path component.

Type: [AnalysisComponent](#) object

Required: No

### **loadBalancerSet**

The load balancers.

Type: Array of [AnalysisComponent](#) objects

Required: No

### **ruleGroupRuleOptionsPairSet**

The rule options.

Type: Array of [RuleGroupRuleOptionsPair](#) objects

Required: No

### **ruleGroupTypePairSet**

The rule group type.

Type: Array of [RuleGroupTypePair](#) objects

Required: No

## ruleOptionSet

The rule options.

Type: Array of [RuleOption](#) objects

Required: No

## serviceName

The name of the VPC endpoint service.

Type: String

Required: No

## vpcEndpointService

The VPC endpoint service.

Type: [AnalysisComponent](#) object

Required: No

## See Also

For more information about using this API in one of the language-specific AWS SDKs, see the following:

- [AWS SDK for C++](#)
- [AWS SDK for Java V2](#)
- [AWS SDK for Ruby V3](#)

# AddPrefixListEntry

An entry for a prefix list.

## Contents

### Cidr

The CIDR block.

Type: String

Required: Yes

### Description

A description for the entry.

Constraints: Up to 255 characters in length.

Type: String

Required: No

## See Also

For more information about using this API in one of the language-specific AWS SDKs, see the following:

- [AWS SDK for C++](#)
- [AWS SDK for Java V2](#)
- [AWS SDK for Ruby V3](#)

# Address

Describes an Elastic IP address, or a carrier IP address.

## Contents

### **allocationId**

The ID representing the allocation of the address.

Type: String

Required: No

### **associationId**

The ID representing the association of the address with an instance.

Type: String

Required: No

### **carrierIp**

The carrier IP address associated. This option is only available for network interfaces which reside in a subnet in a Wavelength Zone (for example an EC2 instance).

Type: String

Required: No

### **customerOwnedIp**

The customer-owned IP address.

Type: String

Required: No

### **customerOwnedIpv4Pool**

The ID of the customer-owned address pool.

Type: String

Required: No



**domain**

The network (vpc).

Type: String

Valid Values: vpc | standard

Required: No

**instanceId**

The ID of the instance that the address is associated with (if any).

Type: String

Required: No

**networkBorderGroup**

The name of the unique set of Availability Zones, Local Zones, or Wavelength Zones from which AWS advertises IP addresses.

Type: String

Required: No

**networkInterfaceId**

The ID of the network interface.

Type: String

Required: No

**networkInterfaceOwnerId**

The ID of the AWS account that owns the network interface.

Type: String

Required: No

**privateIpAddress**

The private IP address associated with the Elastic IP address.

Type: String

Required: No

### **publicIp**

The Elastic IP address.

Type: String

Required: No

### **publicIpv4Pool**

The ID of an address pool.

Type: String

Required: No

### **tagSet**

Any tags assigned to the Elastic IP address.

Type: Array of [Tag](#) objects

Required: No

## **See Also**

For more information about using this API in one of the language-specific AWS SDKs, see the following:

- [AWS SDK for C++](#)
- [AWS SDK for Java V2](#)
- [AWS SDK for Ruby V3](#)

# AddressAttribute

The attributes associated with an Elastic IP address.

## Contents

### allocationId

[EC2-VPC] The allocation ID.

Type: String

Required: No

### ptrRecord

The pointer (PTR) record for the IP address.

Type: String

Required: No

### ptrRecordUpdate

The updated PTR record for the IP address.

Type: [PtrUpdateStatus](#) object

Required: No

### publicIp

The public IP address.

Type: String

Required: No

## See Also

For more information about using this API in one of the language-specific AWS SDKs, see the following:

- [AWS SDK for C++](#)

- [AWS SDK for Java V2](#)
- [AWS SDK for Ruby V3](#)

# AddressTransfer

Details on the Elastic IP address transfer. For more information, see [Transfer Elastic IP addresses](#) in the *Amazon VPC User Guide*.

## Contents

### **addressTransferStatus**

The Elastic IP address transfer status.

Type: String

Valid Values: pending | disabled | accepted

Required: No

### **allocationId**

The allocation ID of an Elastic IP address.

Type: String

Required: No

### **publicIp**

The Elastic IP address being transferred.

Type: String

Required: No

### **transferAccountId**

The ID of the account that you want to transfer the Elastic IP address to.

Type: String

Required: No

### **transferOfferAcceptedTimestamp**

The timestamp when the Elastic IP address transfer was accepted.

Type: Timestamp

Required: No

### **transferOfferExpirationTimestamp**

The timestamp when the Elastic IP address transfer expired. When the source account starts the transfer, the transfer account has seven hours to allocate the Elastic IP address to complete the transfer, or the Elastic IP address will return to its original owner.

Type: Timestamp

Required: No

## **See Also**

For more information about using this API in one of the language-specific AWS SDKs, see the following:

- [AWS SDK for C++](#)
- [AWS SDK for Java V2](#)
- [AWS SDK for Ruby V3](#)

# AllowedPrincipal

Describes a principal.

## Contents

### **principal**

The Amazon Resource Name (ARN) of the principal.

Type: String

Required: No

### **principalType**

The type of principal.

Type: String

Valid Values: All | Service | OrganizationUnit | Account | User | Role

Required: No

### **serviceId**

The ID of the service.

Type: String

Required: No

### **servicePermissionId**

The ID of the service permission.

Type: String

Required: No

### **tagSet**

The tags.

Type: Array of [Tag](#) objects

Required: No

## See Also

For more information about using this API in one of the language-specific AWS SDKs, see the following:

- [AWS SDK for C++](#)
- [AWS SDK for Java V2](#)
- [AWS SDK for Ruby V3](#)



# AlternatePathHint

Describes an potential intermediate component of a feasible path.

## Contents

### **componentArn**

The Amazon Resource Name (ARN) of the component.

Type: String

Required: No

### **componentId**

The ID of the component.

Type: String

Required: No

## See Also

For more information about using this API in one of the language-specific AWS SDKs, see the following:

- [AWS SDK for C++](#)
- [AWS SDK for Java V2](#)
- [AWS SDK for Ruby V3](#)

# AnalysisAclRule

Describes a network access control (ACL) rule.

## Contents

### cidr

The IPv4 address range, in CIDR notation.

Type: String

Required: No

### egress

Indicates whether the rule is an outbound rule.

Type: Boolean

Required: No

### portRange

The range of ports.

Type: [PortRange](#) object

Required: No

### protocol

The protocol.

Type: String

Required: No

### ruleAction

Indicates whether to allow or deny traffic that matches the rule.

Type: String

Required: No

**ruleNumber**

The rule number.

Type: Integer

Required: No

**See Also**

For more information about using this API in one of the language-specific AWS SDKs, see the following:

- [AWS SDK for C++](#)
- [AWS SDK for Java V2](#)
- [AWS SDK for Ruby V3](#)

# AnalysisComponent

Describes a path component.

## Contents

### arn

The Amazon Resource Name (ARN) of the component.

Type: String

Required: No

### id

The ID of the component.

Type: String

Required: No

### name

The name of the analysis component.

Type: String

Required: No

## See Also

For more information about using this API in one of the language-specific AWS SDKs, see the following:

- [AWS SDK for C++](#)
- [AWS SDK for Java V2](#)
- [AWS SDK for Ruby V3](#)

# AnalysisLoadBalancerListener

Describes a load balancer listener.

## Contents

### instancePort

[Classic Load Balancers] The back-end port for the listener.

Type: Integer

Valid Range: Minimum value of 0. Maximum value of 65535.

Required: No

### loadBalancerPort

The port on which the load balancer is listening.

Type: Integer

Valid Range: Minimum value of 0. Maximum value of 65535.

Required: No

## See Also

For more information about using this API in one of the language-specific AWS SDKs, see the following:

- [AWS SDK for C++](#)
- [AWS SDK for Java V2](#)
- [AWS SDK for Ruby V3](#)

# AnalysisLoadBalancerTarget

Describes a load balancer target.

## Contents

### address

The IP address.

Type: String

Length Constraints: Minimum length of 0. Maximum length of 15.

Pattern: `^([\d-]{1,3}\.){3}[\d-]{1,3}$`

Required: No

### availabilityZone

The Availability Zone.

Type: String

Required: No

### instance

Information about the instance.

Type: [AnalysisComponent](#) object

Required: No

### port

The port on which the target is listening.

Type: Integer

Valid Range: Minimum value of 0. Maximum value of 65535.

Required: No

## See Also

For more information about using this API in one of the language-specific AWS SDKs, see the following:

- [AWS SDK for C++](#)
- [AWS SDK for Java V2](#)
- [AWS SDK for Ruby V3](#)

# AnalysisPacketHeader

Describes a header. Reflects any changes made by a component as traffic passes through. The fields of an inbound header are null except for the first component of a path.

## Contents

### destinationAddressSet

The destination addresses.

Type: Array of strings

Length Constraints: Minimum length of 0. Maximum length of 15.

Pattern: `^([\d-]{1,3}\.){3}[\d-]{1,3}$`

Required: No

### destinationPortRangeSet

The destination port ranges.

Type: Array of [PortRange](#) objects

Required: No

### protocol

The protocol.

Type: String

Required: No

### sourceAddressSet

The source addresses.

Type: Array of strings

Length Constraints: Minimum length of 0. Maximum length of 15.

Pattern: `^([\d-]{1,3}\.){3}[\d-]{1,3}$`



Required: No

### **sourcePortRangeSet**

The source port ranges.

Type: Array of [PortRange](#) objects

Required: No

## **See Also**

For more information about using this API in one of the language-specific AWS SDKs, see the following:

- [AWS SDK for C++](#)
- [AWS SDK for Java V2](#)
- [AWS SDK for Ruby V3](#)

# AnalysisRouteTableRoute

Describes a route table route.

## Contents

### **carrierGatewayId**

The ID of a carrier gateway.

Type: String

Required: No

### **coreNetworkArn**

The Amazon Resource Name (ARN) of a core network.

Type: String

Length Constraints: Minimum length of 1. Maximum length of 1283.

Required: No

### **destinationCidr**

The destination IPv4 address, in CIDR notation.

Type: String

Required: No

### **destinationPrefixListId**

The prefix of the AWS service.

Type: String

Required: No

### **egressOnlyInternetGatewayId**

The ID of an egress-only internet gateway.

Type: String

Required: No

**gatewayId**

The ID of the gateway, such as an internet gateway or virtual private gateway.

Type: String

Required: No

**instanceId**

The ID of the instance, such as a NAT instance.

Type: String

Required: No

**localGatewayId**

The ID of a local gateway.

Type: String

Required: No

**natGatewayId**

The ID of a NAT gateway.

Type: String

Required: No

**networkInterfaceId**

The ID of a network interface.

Type: String

Required: No

**origin**

Describes how the route was created. The following are the possible values:

- `CreateRouteTable` - The route was automatically created when the route table was created.
- `CreateRoute` - The route was manually added to the route table.

- `EnableVgwRoutePropagation` - The route was propagated by route propagation.

Type: String

Required: No

### **state**

The state. The following are the possible values:

- `active`
- `blackhole`

Type: String

Required: No

### **transitGatewayId**

The ID of a transit gateway.

Type: String

Required: No

### **vpcPeeringConnectionId**

The ID of a VPC peering connection.

Type: String

Required: No

## **See Also**

For more information about using this API in one of the language-specific AWS SDKs, see the following:

- [AWS SDK for C++](#)
- [AWS SDK for Java V2](#)
- [AWS SDK for Ruby V3](#)

# AnalysisSecurityGroupRule

Describes a security group rule.

## Contents

### cidr

The IPv4 address range, in CIDR notation.

Type: String

Required: No

### direction

The direction. The following are the possible values:

- egress
- ingress

Type: String

Required: No

### portRange

The port range.

Type: [PortRange](#) object

Required: No

### prefixListId

The prefix list ID.

Type: String

Required: No

### protocol

The protocol name.

Type: String

Required: No

### **securityGroupId**

The security group ID.

Type: String

Required: No

## **See Also**

For more information about using this API in one of the language-specific AWS SDKs, see the following:

- [AWS SDK for C++](#)
- [AWS SDK for Java V2](#)
- [AWS SDK for Ruby V3](#)

# AsnAssociation

An Autonomous System Number (ASN) and BYOIP CIDR association.

## Contents

### asn

The association's ASN.

Type: String

Required: No

### cidr

The association's CIDR.

Type: String

Required: No

### state

The association's state.

Type: String

Valid Values: `disassociated` | `failed-disassociation` | `failed-association` | `pending-disassociation` | `pending-association` | `associated`

Required: No

### statusMessage

The association's status message.

Type: String

Required: No

## See Also

For more information about using this API in one of the language-specific AWS SDKs, see the following:

- [AWS SDK for C++](#)
- [AWS SDK for Java V2](#)
- [AWS SDK for Ruby V3](#)



# AsnAuthorizationContext

Provides authorization for Amazon to bring an Autonomous System Number (ASN) to a specific AWS account using bring your own ASN (BYOASN). For details on the format of the message and signature, see [Tutorial: Bring your ASN to IPAM](#) in the *Amazon VPC IPAM guide*.

## Contents

### Message

The authorization context's message.

Type: String

Required: Yes

### Signature

The authorization context's signature.

Type: String

Required: Yes

## See Also

For more information about using this API in one of the language-specific AWS SDKs, see the following:

- [AWS SDK for C++](#)
- [AWS SDK for Java V2](#)
- [AWS SDK for Ruby V3](#)

# AssignedPrivateIpAddress

Describes the private IP addresses assigned to a network interface.

## Contents

### privateIpAddress

The private IP address assigned to the network interface.

Type: String

Required: No

## See Also

For more information about using this API in one of the language-specific AWS SDKs, see the following:

- [AWS SDK for C++](#)
- [AWS SDK for Java V2](#)
- [AWS SDK for Ruby V3](#)

# AssociatedRole

Information about the associated IAM roles.

## Contents

### **associatedRoleArn**

The ARN of the associated IAM role.

Type: String

Length Constraints: Minimum length of 1. Maximum length of 1283.

Required: No

### **certificateS3BucketName**

The name of the Amazon S3 bucket in which the Amazon S3 object is stored.

Type: String

Required: No

### **certificateS3ObjectKey**

The key of the Amazon S3 object where the certificate, certificate chain, and encrypted private key bundle are stored. The object key is formatted as follows: `role_arn/certificate_arn`.

Type: String

Required: No

### **encryptionKmsKeyId**

The ID of the KMS key used to encrypt the private key.

Type: String

Required: No

## See Also

For more information about using this API in one of the language-specific AWS SDKs, see the following:

- [AWS SDK for C++](#)
- [AWS SDK for Java V2](#)
- [AWS SDK for Ruby V3](#)

# AssociatedTargetNetwork

Describes a target network that is associated with a Client VPN endpoint. A target network is a subnet in a VPC.

## Contents

### networkId

The ID of the subnet.

Type: String

Required: No

### networkType

The target network type.

Type: String

Valid Values: vpc

Required: No

## See Also

For more information about using this API in one of the language-specific AWS SDKs, see the following:

- [AWS SDK for C++](#)
- [AWS SDK for Java V2](#)
- [AWS SDK for Ruby V3](#)

# AssociationStatus

Describes the state of a target network association.

## Contents

### code

The state of the target network association.

Type: String

Valid Values: associating | associated | association-failed | disassociating  
| disassociated

Required: No

### message

A message about the status of the target network association, if applicable.

Type: String

Required: No

## See Also

For more information about using this API in one of the language-specific AWS SDKs, see the following:

- [AWS SDK for C++](#)
- [AWS SDK for Java V2](#)
- [AWS SDK for Ruby V3](#)

# AthenaIntegration

Describes integration options for Amazon Athena.

## Contents

### IntegrationResultS3DestinationArn

The location in Amazon S3 to store the generated CloudFormation template.

Type: String

Required: Yes

### PartitionLoadFrequency

The schedule for adding new partitions to the table.

Type: String

Valid Values: none | daily | weekly | monthly

Required: Yes

### PartitionEndDate

The end date for the partition.

Type: Timestamp

Required: No

### PartitionStartDate

The start date for the partition.

Type: Timestamp

Required: No

## See Also

For more information about using this API in one of the language-specific AWS SDKs, see the following:

- [AWS SDK for C++](#)
- [AWS SDK for Java V2](#)
- [AWS SDK for Ruby V3](#)



# AttachmentEnaSrdSpecification

ENA Express uses AWS Scalable Reliable Datagram (SRD) technology to increase the maximum bandwidth used per stream and minimize tail latency of network traffic between EC2 instances. With ENA Express, you can communicate between two EC2 instances in the same subnet within the same account, or in different accounts. Both sending and receiving instances must have ENA Express enabled.

To improve the reliability of network packet delivery, ENA Express reorders network packets on the receiving end by default. However, some UDP-based applications are designed to handle network packets that are out of order to reduce the overhead for packet delivery at the network layer. When ENA Express is enabled, you can specify whether UDP network traffic uses it.

## Contents

### enaSrdEnabled

Indicates whether ENA Express is enabled for the network interface.

Type: Boolean

Required: No

### enaSrdUdpSpecification

Configures ENA Express for UDP network traffic.

Type: [AttachmentEnaSrdUdpSpecification](#) object

Required: No

## See Also

For more information about using this API in one of the language-specific AWS SDKs, see the following:

- [AWS SDK for C++](#)
- [AWS SDK for Java V2](#)
- [AWS SDK for Ruby V3](#)

# AttachmentEnaSrdUdpSpecification

ENA Express is compatible with both TCP and UDP transport protocols. When it's enabled, TCP traffic automatically uses it. However, some UDP-based applications are designed to handle network packets that are out of order, without a need for retransmission, such as live video broadcasting or other near-real-time applications. For UDP traffic, you can specify whether to use ENA Express, based on your application environment needs.

## Contents

### enaSrdUdpEnabled

Indicates whether UDP traffic to and from the instance uses ENA Express. To specify this setting, you must first enable ENA Express.

Type: Boolean

Required: No

## See Also

For more information about using this API in one of the language-specific AWS SDKs, see the following:

- [AWS SDK for C++](#)
- [AWS SDK for Java V2](#)
- [AWS SDK for Ruby V3](#)

# AttributeBooleanValue

Describes a value for a resource attribute that is a Boolean value.

## Contents

**Value** (request), **value** (response)

The attribute value. The valid values are `true` or `false`.

Type: Boolean

Required: No

## See Also

For more information about using this API in one of the language-specific AWS SDKs, see the following:

- [AWS SDK for C++](#)
- [AWS SDK for Java V2](#)
- [AWS SDK for Ruby V3](#)

# AttributeValue

Describes a value for a resource attribute that is a String.

## Contents

**Value** (request), **value** (response)

The attribute value. The value is case-sensitive.

Type: String

Required: No

## See Also

For more information about using this API in one of the language-specific AWS SDKs, see the following:

- [AWS SDK for C++](#)
- [AWS SDK for Java V2](#)
- [AWS SDK for Ruby V3](#)

# AuthorizationRule

Information about an authorization rule.

## Contents

### **accessAll**

Indicates whether the authorization rule grants access to all clients.

Type: Boolean

Required: No

### **clientVpnEndpointId**

The ID of the Client VPN endpoint with which the authorization rule is associated.

Type: String

Required: No

### **description**

A brief description of the authorization rule.

Type: String

Required: No

### **destinationCidr**

The IPv4 address range, in CIDR notation, of the network to which the authorization rule applies.

Type: String

Required: No

### **groupId**

The ID of the Active Directory group to which the authorization rule grants access.

Type: String

Required: No

## status

The current state of the authorization rule.

Type: [ClientVpnAuthorizationRuleStatus](#) object

Required: No

## See Also

For more information about using this API in one of the language-specific AWS SDKs, see the following:

- [AWS SDK for C++](#)
- [AWS SDK for Java V2](#)
- [AWS SDK for Ruby V3](#)

# AvailabilityZone

Describes Availability Zones, Local Zones, and Wavelength Zones.

## Contents

### groupName

For Availability Zones, this parameter has the same value as the Region name.

For Local Zones, the name of the associated group, for example `us-west-2-lax-1`.

For Wavelength Zones, the name of the associated group, for example `us-east-1-wl1-bos-wlz-1`.

Type: String

Required: No

### messageSet

Any messages about the Availability Zone, Local Zone, or Wavelength Zone.

Type: Array of [AvailabilityZoneMessage](#) objects

Required: No

### networkBorderGroup

The name of the network border group.

Type: String

Required: No

### optInStatus

For Availability Zones, this parameter always has the value of `opt-in-not-required`.

For Local Zones and Wavelength Zones, this parameter is the opt-in status. The possible values are `opted-in`, and `not-opted-in`.

Type: String

Valid Values: `opt-in-not-required` | `opted-in` | `not-opted-in`

Required: No

**parentZoneId**

The ID of the zone that handles some of the Local Zone or Wavelength Zone control plane operations, such as API calls.

Type: String

Required: No

**parentZoneName**

The name of the zone that handles some of the Local Zone or Wavelength Zone control plane operations, such as API calls.

Type: String

Required: No

**regionName**

The name of the Region.

Type: String

Required: No

**zoneId**

The ID of the Availability Zone, Local Zone, or Wavelength Zone.

Type: String

Required: No

**zoneName**

The name of the Availability Zone, Local Zone, or Wavelength Zone.

Type: String

Required: No

**zoneState**

The state of the Availability Zone, Local Zone, or Wavelength Zone. This value is always available.



Type: String

Valid Values: available | information | impaired | unavailable | constrained

Required: No

### **zoneType**

The type of zone. The valid values are availability-zone, local-zone, and wavelength-zone.

Type: String

Required: No

## **See Also**

For more information about using this API in one of the language-specific AWS SDKs, see the following:

- [AWS SDK for C++](#)
- [AWS SDK for Java V2](#)
- [AWS SDK for Ruby V3](#)

# AvailabilityZoneMessage

Describes a message about an Availability Zone, Local Zone, or Wavelength Zone.

## Contents

### message

The message about the Availability Zone, Local Zone, or Wavelength Zone.

Type: String

Required: No

## See Also

For more information about using this API in one of the language-specific AWS SDKs, see the following:

- [AWS SDK for C++](#)
- [AWS SDK for Java V2](#)
- [AWS SDK for Ruby V3](#)

# AvailableCapacity

The capacity information for instances that can be launched onto the Dedicated Host.

## Contents

### **availableInstanceCapacity**

The number of instances that can be launched onto the Dedicated Host depending on the host's available capacity. For Dedicated Hosts that support multiple instance types, this parameter represents the number of instances for each instance size that is supported on the host.

Type: Array of [InstanceCapacity](#) objects

Required: No

### **availableVCpus**

The number of vCPUs available for launching instances onto the Dedicated Host.

Type: Integer

Required: No

## See Also

For more information about using this API in one of the language-specific AWS SDKs, see the following:

- [AWS SDK for C++](#)
- [AWS SDK for Java V2](#)
- [AWS SDK for Ruby V3](#)

# BaselineEbsBandwidthMbps

The minimum and maximum baseline bandwidth to Amazon EBS, in Mbps. For more information, see [Amazon EBS–optimized instances](#) in the *Amazon EC2 User Guide*.

## Contents

### Max (request), **max** (response)

The maximum baseline bandwidth, in Mbps. If this parameter is not specified, there is no maximum limit.

Type: Integer

Required: No

### Min (request), **min** (response)

The minimum baseline bandwidth, in Mbps. If this parameter is not specified, there is no minimum limit.

Type: Integer

Required: No

## See Also

For more information about using this API in one of the language-specific AWS SDKs, see the following:

- [AWS SDK for C++](#)
- [AWS SDK for Java V2](#)
- [AWS SDK for Ruby V3](#)

# BaselineEbsBandwidthMbpsRequest

The minimum and maximum baseline bandwidth to Amazon EBS, in Mbps. For more information, see [Amazon EBS–optimized instances](#) in the *Amazon EC2 User Guide*.

## Contents

### Max

The maximum baseline bandwidth, in Mbps. To specify no maximum limit, omit this parameter.

Type: Integer

Required: No

### Min

The minimum baseline bandwidth, in Mbps. To specify no minimum limit, omit this parameter.

Type: Integer

Required: No

## See Also

For more information about using this API in one of the language-specific AWS SDKs, see the following:

- [AWS SDK for C++](#)
- [AWS SDK for Java V2](#)
- [AWS SDK for Ruby V3](#)

# BlobAttributeValue

Describes Base64-encoded binary data.

## Contents

### Value

The value of the data.

Type: Base64-encoded binary data

Required: No

# BlockDeviceMapping

Describes a block device mapping, which defines the EBS volumes and instance store volumes to attach to an instance at launch.

## Contents

### **DeviceName** (request), **deviceName** (response)

The device name (for example, `/dev/sdh` or `xvdh`).

Type: String

Required: No

### **Ebs** (request), **ebs** (response)

Parameters used to automatically set up EBS volumes when the instance is launched.

Type: [EbsBlockDevice](#) object

Required: No

### **NoDevice** (request), **noDevice** (response)

To omit the device from the block device mapping, specify an empty string. When this property is specified, the device is removed from the block device mapping regardless of the assigned value.

Type: String

Required: No

### **VirtualName** (request), **virtualName** (response)

The virtual device name (`ephemeralN`). Instance store volumes are numbered starting from 0. An instance type with 2 available instance store volumes can specify mappings for `ephemeral0` and `ephemeral1`. The number of available instance store volumes depends on the instance type. After you connect to the instance, you must mount the volume.

NVMe instance store volumes are automatically enumerated and assigned a device name. Including them in your block device mapping has no effect.

**Constraints:** For M3 instances, you must specify instance store volumes in the block device mapping for the instance. When you launch an M3 instance, we ignore any instance store volumes specified in the block device mapping for the AMI.

**Type:** String

**Required:** No

## See Also

For more information about using this API in one of the language-specific AWS SDKs, see the following:

- [AWS SDK for C++](#)
- [AWS SDK for Java V2](#)
- [AWS SDK for Ruby V3](#)



# BundleTask

Describes a bundle task.

## Contents

### **bundleId**

The ID of the bundle task.

Type: String

Required: No

### **error**

If the task fails, a description of the error.

Type: [BundleTaskError](#) object

Required: No

### **instanceId**

The ID of the instance associated with this bundle task.

Type: String

Required: No

### **progress**

The level of task completion, as a percent (for example, 20%).

Type: String

Required: No

### **startTime**

The time this task started.

Type: Timestamp

Required: No

## state

The state of the task.

Type: String

Valid Values: pending | waiting-for-shutdown | bundling | storing | cancelling | complete | failed

Required: No

## storage

The Amazon S3 storage locations.

Type: [Storage](#) object

Required: No

## updateTime

The time of the most recent update for the task.

Type: Timestamp

Required: No

## See Also

For more information about using this API in one of the language-specific AWS SDKs, see the following:

- [AWS SDK for C++](#)
- [AWS SDK for Java V2](#)
- [AWS SDK for Ruby V3](#)

# BundleTaskError

Describes an error for [BundleInstance](#).

## Contents

### code

The error code.

Type: String

Required: No

### message

The error message.

Type: String

Required: No

## See Also

For more information about using this API in one of the language-specific AWS SDKs, see the following:

- [AWS SDK for C++](#)
- [AWS SDK for Java V2](#)
- [AWS SDK for Ruby V3](#)

# Byoasn

The Autonomous System Number (ASN) and BYOIP CIDR association.

## Contents

### asn

A public 2-byte or 4-byte ASN.

Type: String

Required: No

### ipamId

An IPAM ID.

Type: String

Required: No

### state

The provisioning state of the BYOASN.

Type: String

Valid Values: `deprovisioned` | `failed-deprovision` | `failed-provision` | `pending-deprovision` | `pending-provision` | `provisioned`

Required: No

### statusMessage

The status message.

Type: String

Required: No

## See Also

For more information about using this API in one of the language-specific AWS SDKs, see the following:

- [AWS SDK for C++](#)
- [AWS SDK for Java V2](#)
- [AWS SDK for Ruby V3](#)

# ByoipCidr

Information about an address range that is provisioned for use with your AWS resources through bring your own IP addresses (BYOIP).

## Contents

### asnAssociationSet

The BYOIP CIDR associations with ASNs.

Type: Array of [AsnAssociation](#) objects

Required: No

### cidr

The address range, in CIDR notation.

Type: String

Required: No

### description

The description of the address range.

Type: String

Required: No

### networkBorderGroup

If you have [Local Zones](#) enabled, you can choose a network border group for Local Zones when you provision and advertise a BYOIPv4 CIDR. Choose the network border group carefully as the EIP and the AWS resource it is associated with must reside in the same network border group.

You can provision BYOIP address ranges to and advertise them in the following Local Zone network border groups:

- us-east-1-dfw-2
- us-west-2-lax-1
- us-west-2-phx-2

**Note**

You cannot provision or advertise BYOIPv6 address ranges in Local Zones at this time.

Type: String

Required: No

**state**

The state of the address range.

- **advertised**: The address range is being advertised to the internet by AWS.
- **deprovisioned**: The address range is deprovisioned.
- **failed-deprovision**: The request to deprovision the address range was unsuccessful. Ensure that all EIPs from the range have been deallocated and try again.
- **failed-provision**: The request to provision the address range was unsuccessful.
- **pending-deprovision**: You've submitted a request to deprovision an address range and it's pending.
- **pending-provision**: You've submitted a request to provision an address range and it's pending.
- **provisioned**: The address range is provisioned and can be advertised. The range is not currently advertised.
- **provisioned-not-publicly-advertisable**: The address range is provisioned and cannot be advertised.

Type: String

Valid Values: `advertised` | `deprovisioned` | `failed-deprovision` | `failed-provision` | `pending-deprovision` | `pending-provision` | `provisioned` | `provisioned-not-publicly-advertisable`

Required: No

**statusMessage**

Upon success, contains the ID of the address pool. Otherwise, contains an error message.

Type: String

Required: No

## See Also

For more information about using this API in one of the language-specific AWS SDKs, see the following:

- [AWS SDK for C++](#)
- [AWS SDK for Java V2](#)
- [AWS SDK for Ruby V3](#)



# CancelCapacityReservationFleetError

Describes a Capacity Reservation Fleet cancellation error.

## Contents

### code

The error code.

Type: String

Required: No

### message

The error message.

Type: String

Required: No

## See Also

For more information about using this API in one of the language-specific AWS SDKs, see the following:

- [AWS SDK for C++](#)
- [AWS SDK for Java V2](#)
- [AWS SDK for Ruby V3](#)

# CancelledSpotInstanceRequest

Describes a request to cancel a Spot Instance.

## Contents

### `spotInstanceRequestId`

The ID of the Spot Instance request.

Type: String

Required: No

### `state`

The state of the Spot Instance request.

Type: String

Valid Values: active | open | closed | cancelled | completed

Required: No

## See Also

For more information about using this API in one of the language-specific AWS SDKs, see the following:

- [AWS SDK for C++](#)
- [AWS SDK for Java V2](#)
- [AWS SDK for Ruby V3](#)

# CancelSpotFleetRequestsError

Describes a Spot Fleet error.

## Contents

### code

The error code.

Type: String

Valid Values: `fleetRequestIdDoesNotExist` | `fleetRequestIdMalformed` | `fleetRequestNotInCancellableState` | `unexpectedError`

Required: No

### message

The description for the error code.

Type: String

Required: No

## See Also

For more information about using this API in one of the language-specific AWS SDKs, see the following:

- [AWS SDK for C++](#)
- [AWS SDK for Java V2](#)
- [AWS SDK for Ruby V3](#)

# CancelSpotFleetRequestsErrorItem

Describes a Spot Fleet request that was not successfully canceled.

## Contents

### error

The error.

Type: [CancelSpotFleetRequestsError](#) object

Required: No

### spotFleetRequestId

The ID of the Spot Fleet request.

Type: String

Required: No

## See Also

For more information about using this API in one of the language-specific AWS SDKs, see the following:

- [AWS SDK for C++](#)
- [AWS SDK for Java V2](#)
- [AWS SDK for Ruby V3](#)

# CancelSpotFleetRequestsSuccessItem

Describes a Spot Fleet request that was successfully canceled.

## Contents

### **currentSpotFleetRequestState**

The current state of the Spot Fleet request.

Type: String

Valid Values: submitted | active | cancelled | failed | cancelled\_running | cancelled\_terminating | modifying

Required: No

### **previousSpotFleetRequestState**

The previous state of the Spot Fleet request.

Type: String

Valid Values: submitted | active | cancelled | failed | cancelled\_running | cancelled\_terminating | modifying

Required: No

### **spotFleetRequestId**

The ID of the Spot Fleet request.

Type: String

Required: No

## See Also

For more information about using this API in one of the language-specific AWS SDKs, see the following:

- [AWS SDK for C++](#)

- [AWS SDK for Java V2](#)
- [AWS SDK for Ruby V3](#)

# CapacityAllocation

Information about instance capacity usage for a Capacity Reservation.

## Contents

### allocationType

The usage type. `used` indicates that the instance capacity is in use by instances that are running in the Capacity Reservation.

Type: String

Valid Values: `used`

Required: No

### count

The amount of instance capacity associated with the usage. For example a value of 4 indicates that instance capacity for 4 instances is currently in use.

Type: Integer

Required: No

## See Also

For more information about using this API in one of the language-specific AWS SDKs, see the following:

- [AWS SDK for C++](#)
- [AWS SDK for Java V2](#)
- [AWS SDK for Ruby V3](#)

# CapacityBlockOffering

The recommended Capacity Block that fits your search requirements.

## Contents

### **availabilityZone**

The Availability Zone of the Capacity Block offering.

Type: String

Required: No

### **capacityBlockDurationHours**

The amount of time of the Capacity Block reservation in hours.

Type: Integer

Required: No

### **capacityBlockOfferingId**

The ID of the Capacity Block offering.

Type: String

Required: No

### **currencyCode**

The currency of the payment for the Capacity Block.

Type: String

Required: No

### **endDate**

The end date of the Capacity Block offering.

Type: Timestamp

Required: No



**instanceCount**

The number of instances in the Capacity Block offering.

Type: Integer

Required: No

**instanceType**

The instance type of the Capacity Block offering.

Type: String

Required: No

**startDate**

The start date of the Capacity Block offering.

Type: Timestamp

Required: No

**tenancy**

The tenancy of the Capacity Block.

Type: String

Valid Values: default | dedicated

Required: No

**upfrontFee**

The total price to be paid up front.

Type: String

Required: No

**See Also**

For more information about using this API in one of the language-specific AWS SDKs, see the following:

- [AWS SDK for C++](#)
- [AWS SDK for Java V2](#)
- [AWS SDK for Ruby V3](#)

# CapacityReservation

Describes a Capacity Reservation.

## Contents

### **availabilityZone**

The Availability Zone in which the capacity is reserved.

Type: String

Required: No

### **availabilityZoneId**

The Availability Zone ID of the Capacity Reservation.

Type: String

Required: No

### **availableInstanceCount**

The remaining capacity. Indicates the number of instances that can be launched in the Capacity Reservation.

Type: Integer

Required: No

### **capacityAllocationSet**

Information about instance capacity usage.

Type: Array of [CapacityAllocation](#) objects

Required: No

### **capacityReservationArn**

The Amazon Resource Name (ARN) of the Capacity Reservation.

Type: String

Required: No

**capacityReservationFleetId**

The ID of the Capacity Reservation Fleet to which the Capacity Reservation belongs. Only valid for Capacity Reservations that were created by a Capacity Reservation Fleet.

Type: String

Required: No

**capacityReservationId**

The ID of the Capacity Reservation.

Type: String

Required: No

**createDate**

The date and time at which the Capacity Reservation was created.

Type: Timestamp

Required: No

**ebsOptimized**

Indicates whether the Capacity Reservation supports EBS-optimized instances. This optimization provides dedicated throughput to Amazon EBS and an optimized configuration stack to provide optimal I/O performance. This optimization isn't available with all instance types. Additional usage charges apply when using an EBS- optimized instance.

Type: Boolean

Required: No

**endDate**

The date and time at which the Capacity Reservation expires. When a Capacity Reservation expires, the reserved capacity is released and you can no longer launch instances into it. The Capacity Reservation's state changes to `expired` when it reaches its end date and time.

Type: Timestamp

Required: No

## **endDateType**

Indicates the way in which the Capacity Reservation ends. A Capacity Reservation can have one of the following end types:

- `unlimited` - The Capacity Reservation remains active until you explicitly cancel it.
- `limited` - The Capacity Reservation expires automatically at a specified date and time.

Type: String

Valid Values: `unlimited` | `limited`

Required: No

## **ephemeralStorage**

*Deprecated.*

Type: Boolean

Required: No

## **instanceMatchCriteria**

Indicates the type of instance launches that the Capacity Reservation accepts. The options include:

- `open` - The Capacity Reservation accepts all instances that have matching attributes (instance type, platform, and Availability Zone). Instances that have matching attributes launch into the Capacity Reservation automatically without specifying any additional parameters.
- `targeted` - The Capacity Reservation only accepts instances that have matching attributes (instance type, platform, and Availability Zone), and explicitly target the Capacity Reservation. This ensures that only permitted instances can use the reserved capacity.

Type: String

Valid Values: `open` | `targeted`

Required: No

## **instancePlatform**

The type of operating system for which the Capacity Reservation reserves capacity.

Type: String

Valid Values: Linux/UNIX | Red Hat Enterprise Linux | SUSE Linux | Windows | Windows with SQL Server | Windows with SQL Server Enterprise | Windows with SQL Server Standard | Windows with SQL Server Web | Linux with SQL Server Standard | Linux with SQL Server Web | Linux with SQL Server Enterprise | RHEL with SQL Server Standard | RHEL with SQL Server Enterprise | RHEL with SQL Server Web | RHEL with HA | RHEL with HA and SQL Server Standard | RHEL with HA and SQL Server Enterprise | Ubuntu Pro

Required: No

### **instanceType**

The type of instance for which the Capacity Reservation reserves capacity.

Type: String

Required: No

### **outpostArn**

The Amazon Resource Name (ARN) of the Outpost on which the Capacity Reservation was created.

Type: String

Pattern: `^arn:aws([a-z-]+)?:outposts:[a-z\d-]+\:\d{12}:outpost/op-[a-f0-9]{17}$`

Required: No

### **ownerId**

The ID of the AWS account that owns the Capacity Reservation.

Type: String

Required: No

### **placementGroupArn**

The Amazon Resource Name (ARN) of the cluster placement group in which the Capacity Reservation was created. For more information, see [Capacity Reservations for cluster placement groups](#) in the *Amazon EC2 User Guide*.

Type: String

Pattern: `^arn:aws([a-z-]+)?:ec2:[a-z\d-]+\:\d{12}:placement-group/^\.{1,255}$`

Required: No

### **reservationType**

The type of Capacity Reservation.

Type: String

Valid Values: `default` | `capacity-block`

Required: No

### **startDate**

The date and time at which the Capacity Reservation was started.

Type: Timestamp

Required: No

### **state**

The current state of the Capacity Reservation. A Capacity Reservation can be in one of the following states:

- `active` - The Capacity Reservation is active and the capacity is available for your use.
- `expired` - The Capacity Reservation expired automatically at the date and time specified in your request. The reserved capacity is no longer available for your use.
- `cancelled` - The Capacity Reservation was cancelled. The reserved capacity is no longer available for your use.
- `pending` - The Capacity Reservation request was successful but the capacity provisioning is still pending.
- `failed` - The Capacity Reservation request has failed. A request might fail due to invalid request parameters, capacity constraints, or instance limit constraints. Failed requests are retained for 60 minutes.

Type: String

Valid Values: `active` | `expired` | `cancelled` | `pending` | `failed` | `scheduled` | `payment-pending` | `payment-failed`

Required: No

### **tagSet**

Any tags assigned to the Capacity Reservation.

Type: Array of [Tag](#) objects

Required: No

### **tenancy**

Indicates the tenancy of the Capacity Reservation. A Capacity Reservation can have one of the following tenancy settings:

- `default` - The Capacity Reservation is created on hardware that is shared with other AWS accounts.
- `dedicated` - The Capacity Reservation is created on single-tenant hardware that is dedicated to a single AWS account.

Type: String

Valid Values: `default` | `dedicated`

Required: No

### **totalInstanceCount**

The total number of instances for which the Capacity Reservation reserves capacity.

Type: Integer

Required: No

## **See Also**

For more information about using this API in one of the language-specific AWS SDKs, see the following:

- [AWS SDK for C++](#)
- [AWS SDK for Java V2](#)
- [AWS SDK for Ruby V3](#)



# CapacityReservationFleet

Information about a Capacity Reservation Fleet.

## Contents

### **allocationStrategy**

The strategy used by the Capacity Reservation Fleet to determine which of the specified instance types to use. For more information, see [Allocation strategy](#) in the *Amazon EC2 User Guide*.

Type: String

Required: No

### **capacityReservationFleetArn**

The ARN of the Capacity Reservation Fleet.

Type: String

Required: No

### **capacityReservationFleetId**

The ID of the Capacity Reservation Fleet.

Type: String

Required: No

### **createTime**

The date and time at which the Capacity Reservation Fleet was created.

Type: Timestamp

Required: No

### **endDate**

The date and time at which the Capacity Reservation Fleet expires.

Type: Timestamp

Required: No

### **instanceMatchCriteria**

Indicates the type of instance launches that the Capacity Reservation Fleet accepts. All Capacity Reservations in the Fleet inherit this instance matching criteria.

Currently, Capacity Reservation Fleets support open instance matching criteria only. This means that instances that have matching attributes (instance type, platform, and Availability Zone) run in the Capacity Reservations automatically. Instances do not need to explicitly target a Capacity Reservation Fleet to use its reserved capacity.

Type: String

Valid Values: open

Required: No

### **instanceTypeSpecificationSet**

Information about the instance types for which to reserve the capacity.

Type: Array of [FleetCapacityReservation](#) objects

Required: No

### **state**

The state of the Capacity Reservation Fleet. Possible states include:

- **submitted** - The Capacity Reservation Fleet request has been submitted and Amazon Elastic Compute Cloud is preparing to create the Capacity Reservations.
- **modifying** - The Capacity Reservation Fleet is being modified. The Fleet remains in this state until the modification is complete.
- **active** - The Capacity Reservation Fleet has fulfilled its total target capacity and it is attempting to maintain this capacity. The Fleet remains in this state until it is modified or deleted.
- **partially\_fulfilled** - The Capacity Reservation Fleet has partially fulfilled its total target capacity. There is insufficient Amazon EC2 to fulfill the total target capacity. The Fleet is attempting to asynchronously fulfill its total target capacity.
- **expiring** - The Capacity Reservation Fleet has reach its end date and it is in the process of expiring. One or more of its Capacity reservations might still be active.

- **expired** - The Capacity Reservation Fleet has reached its end date. The Fleet and its Capacity Reservations are expired. The Fleet can't create new Capacity Reservations.
- **cancelling** - The Capacity Reservation Fleet is in the process of being cancelled. One or more of its Capacity reservations might still be active.
- **cancelled** - The Capacity Reservation Fleet has been manually cancelled. The Fleet and its Capacity Reservations are cancelled and the Fleet can't create new Capacity Reservations.
- **failed** - The Capacity Reservation Fleet failed to reserve capacity for the specified instance types.

Type: String

Valid Values: `submitted` | `modifying` | `active` | `partially_fulfilled` | `expiring` | `expired` | `cancelling` | `cancelled` | `failed`

Required: No

### **tagSet**

The tags assigned to the Capacity Reservation Fleet.

Type: Array of [Tag](#) objects

Required: No

### **tenancy**

The tenancy of the Capacity Reservation Fleet. Tenancies include:

- **default** - The Capacity Reservation Fleet is created on hardware that is shared with other AWS accounts.
- **dedicated** - The Capacity Reservation Fleet is created on single-tenant hardware that is dedicated to a single AWS account.

Type: String

Valid Values: `default`

Required: No

### **totalFulfilledCapacity**

The capacity units that have been fulfilled.

Type: Double

Required: No

### **totalTargetCapacity**

The total number of capacity units for which the Capacity Reservation Fleet reserves capacity. For more information, see [Total target capacity](#) in the *Amazon EC2 User Guide*.

Type: Integer

Required: No

## **See Also**

For more information about using this API in one of the language-specific AWS SDKs, see the following:

- [AWS SDK for C++](#)
- [AWS SDK for Java V2](#)
- [AWS SDK for Ruby V3](#)

# CapacityReservationFleetCancellationState

Describes a Capacity Reservation Fleet that was successfully cancelled.

## Contents

### **capacityReservationFleetId**

The ID of the Capacity Reservation Fleet that was successfully cancelled.

Type: String

Required: No

### **currentFleetState**

The current state of the Capacity Reservation Fleet.

Type: String

Valid Values: submitted | modifying | active | partially\_fulfilled |  
expiring | expired | cancelling | cancelled | failed

Required: No

### **previousFleetState**

The previous state of the Capacity Reservation Fleet.

Type: String

Valid Values: submitted | modifying | active | partially\_fulfilled |  
expiring | expired | cancelling | cancelled | failed

Required: No

## See Also

For more information about using this API in one of the language-specific AWS SDKs, see the following:

- [AWS SDK for C++](#)

- [AWS SDK for Java V2](#)
- [AWS SDK for Ruby V3](#)

# CapacityReservationGroup

Describes a resource group to which a Capacity Reservation has been added.

## Contents

### groupArn

The ARN of the resource group.

Type: String

Required: No

### ownerId

The ID of the AWS account that owns the resource group.

Type: String

Required: No

## See Also

For more information about using this API in one of the language-specific AWS SDKs, see the following:

- [AWS SDK for C++](#)
- [AWS SDK for Java V2](#)
- [AWS SDK for Ruby V3](#)

# CapacityReservationOptions

Describes the strategy for using unused Capacity Reservations for fulfilling On-Demand capacity.

## Note

This strategy can only be used if the EC2 Fleet is of type `instant`.

For more information about Capacity Reservations, see [On-Demand Capacity Reservations](#) in the *Amazon EC2 User Guide*. For examples of using Capacity Reservations in an EC2 Fleet, see [EC2 Fleet example configurations](#) in the *Amazon EC2 User Guide*.

## Contents

### usageStrategy

Indicates whether to use unused Capacity Reservations for fulfilling On-Demand capacity.

If you specify `use-capacity-reservations-first`, the fleet uses unused Capacity Reservations to fulfill On-Demand capacity up to the target On-Demand capacity. If multiple instance pools have unused Capacity Reservations, the On-Demand allocation strategy (`lowest-price` or `prioritized`) is applied. If the number of unused Capacity Reservations is less than the On-Demand target capacity, the remaining On-Demand target capacity is launched according to the On-Demand allocation strategy (`lowest-price` or `prioritized`).

If you do not specify a value, the fleet fulfils the On-Demand capacity according to the chosen On-Demand allocation strategy.

Type: String

Valid Values: `use-capacity-reservations-first`

Required: No

## See Also

For more information about using this API in one of the language-specific AWS SDKs, see the following:



- [AWS SDK for C++](#)
- [AWS SDK for Java V2](#)
- [AWS SDK for Ruby V3](#)

# CapacityReservationOptionsRequest

Describes the strategy for using unused Capacity Reservations for fulfilling On-Demand capacity.

## Note

This strategy can only be used if the EC2 Fleet is of type `instant`.

For more information about Capacity Reservations, see [On-Demand Capacity Reservations](#) in the *Amazon EC2 User Guide*. For examples of using Capacity Reservations in an EC2 Fleet, see [EC2 Fleet example configurations](#) in the *Amazon EC2 User Guide*.

## Contents

### UsageStrategy

Indicates whether to use unused Capacity Reservations for fulfilling On-Demand capacity.

If you specify `use-capacity-reservations-first`, the fleet uses unused Capacity Reservations to fulfill On-Demand capacity up to the target On-Demand capacity. If multiple instance pools have unused Capacity Reservations, the On-Demand allocation strategy (`lowest-price` or `prioritized`) is applied. If the number of unused Capacity Reservations is less than the On-Demand target capacity, the remaining On-Demand target capacity is launched according to the On-Demand allocation strategy (`lowest-price` or `prioritized`).

If you do not specify a value, the fleet fulfils the On-Demand capacity according to the chosen On-Demand allocation strategy.

Type: String

Valid Values: `use-capacity-reservations-first`

Required: No

## See Also

For more information about using this API in one of the language-specific AWS SDKs, see the following:

- [AWS SDK for C++](#)
- [AWS SDK for Java V2](#)
- [AWS SDK for Ruby V3](#)

# CapacityReservationSpecification

Describes an instance's Capacity Reservation targeting option. You can specify only one parameter at a time. If you specify `CapacityReservationPreference` and `CapacityReservationTarget`, the request fails.

Use the `CapacityReservationPreference` parameter to configure the instance to run as an On-Demand Instance or to run in any open Capacity Reservation that has matching attributes (instance type, platform, Availability Zone). Use the `CapacityReservationTarget` parameter to explicitly target a specific Capacity Reservation or a Capacity Reservation group.

## Contents

### CapacityReservationPreference

Indicates the instance's Capacity Reservation preferences. Possible preferences include:

- `open` - The instance can run in any open Capacity Reservation that has matching attributes (instance type, platform, Availability Zone).
- `none` - The instance avoids running in a Capacity Reservation even if one is available. The instance runs as an On-Demand Instance.

Type: String

Valid Values: `open` | `none`

Required: No

### CapacityReservationTarget

Information about the target Capacity Reservation or Capacity Reservation group.

Type: [CapacityReservationTarget](#) object

Required: No

## See Also

For more information about using this API in one of the language-specific AWS SDKs, see the following:

- [AWS SDK for C++](#)
- [AWS SDK for Java V2](#)
- [AWS SDK for Ruby V3](#)

# CapacityReservationSpecificationResponse

Describes the instance's Capacity Reservation targeting preferences. The action returns the `capacityReservationPreference` response element if the instance is configured to run in On-Demand capacity, or if it is configured in run in any open Capacity Reservation that has matching attributes (instance type, platform, Availability Zone). The action returns the `capacityReservationTarget` response element if the instance explicitly targets a specific Capacity Reservation or Capacity Reservation group.

## Contents

### `capacityReservationPreference`

Describes the instance's Capacity Reservation preferences. Possible preferences include:

- `open` - The instance can run in any open Capacity Reservation that has matching attributes (instance type, platform, Availability Zone).
- `none` - The instance avoids running in a Capacity Reservation even if one is available. The instance runs in On-Demand capacity.

Type: String

Valid Values: `open` | `none`

Required: No

### `capacityReservationTarget`

Information about the targeted Capacity Reservation or Capacity Reservation group.

Type: [CapacityReservationTargetResponse](#) object

Required: No

## See Also

For more information about using this API in one of the language-specific AWS SDKs, see the following:

- [AWS SDK for C++](#)
- [AWS SDK for Java V2](#)

- [AWS SDK for Ruby V3](#)

# CapacityReservationTarget

Describes a target Capacity Reservation or Capacity Reservation group.

## Contents

### CapacityReservationId

The ID of the Capacity Reservation in which to run the instance.

Type: String

Required: No

### CapacityReservationResourceGroupArn

The ARN of the Capacity Reservation resource group in which to run the instance.

Type: String

Required: No

## See Also

For more information about using this API in one of the language-specific AWS SDKs, see the following:

- [AWS SDK for C++](#)
- [AWS SDK for Java V2](#)
- [AWS SDK for Ruby V3](#)



# CapacityReservationTargetResponse

Describes a target Capacity Reservation or Capacity Reservation group.

## Contents

### **capacityReservationId**

The ID of the targeted Capacity Reservation.

Type: String

Required: No

### **capacityReservationResourceGroupArn**

The ARN of the targeted Capacity Reservation group.

Type: String

Required: No

## See Also

For more information about using this API in one of the language-specific AWS SDKs, see the following:

- [AWS SDK for C++](#)
- [AWS SDK for Java V2](#)
- [AWS SDK for Ruby V3](#)

# CarrierGateway

Describes a carrier gateway.

## Contents

### **carrierGatewayId**

The ID of the carrier gateway.

Type: String

Required: No

### **ownerId**

The AWS account ID of the owner of the carrier gateway.

Type: String

Required: No

### **state**

The state of the carrier gateway.

Type: String

Valid Values: pending | available | deleting | deleted

Required: No

### **tagSet**

The tags assigned to the carrier gateway.

Type: Array of [Tag](#) objects

Required: No

### **vpcId**

The ID of the VPC associated with the carrier gateway.

Type: String

Required: No

## See Also

For more information about using this API in one of the language-specific AWS SDKs, see the following:

- [AWS SDK for C++](#)
- [AWS SDK for Java V2](#)
- [AWS SDK for Ruby V3](#)

# CertificateAuthentication

Information about the client certificate used for authentication.

## Contents

### `clientRootCertificateChain`

The ARN of the client certificate.

Type: String

Required: No

## See Also

For more information about using this API in one of the language-specific AWS SDKs, see the following:

- [AWS SDK for C++](#)
- [AWS SDK for Java V2](#)
- [AWS SDK for Ruby V3](#)

# CertificateAuthenticationRequest

Information about the client certificate to be used for authentication.

## Contents

### ClientRootCertificateChainArn

The ARN of the client certificate. The certificate must be signed by a certificate authority (CA) and it must be provisioned in AWS Certificate Manager (ACM).

Type: String

Required: No

## See Also

For more information about using this API in one of the language-specific AWS SDKs, see the following:

- [AWS SDK for C++](#)
- [AWS SDK for Java V2](#)
- [AWS SDK for Ruby V3](#)

# CidrAuthorizationContext

Provides authorization for Amazon to bring a specific IP address range to a specific AWS account using bring your own IP addresses (BYOIP). For more information, see [Configuring your BYOIP address range](#) in the *Amazon EC2 User Guide*.

## Contents

### Message

The plain-text authorization message for the prefix and account.

Type: String

Required: Yes

### Signature

The signed authorization message for the prefix and account.

Type: String

Required: Yes

## See Also

For more information about using this API in one of the language-specific AWS SDKs, see the following:

- [AWS SDK for C++](#)
- [AWS SDK for Java V2](#)
- [AWS SDK for Ruby V3](#)

# CidrBlock

Describes an IPv4 CIDR block.

## Contents

### cidrBlock

The IPv4 CIDR block.

Type: String

Required: No

## See Also

For more information about using this API in one of the language-specific AWS SDKs, see the following:

- [AWS SDK for C++](#)
- [AWS SDK for Java V2](#)
- [AWS SDK for Ruby V3](#)

# ClassicLinkDnsSupport

**Note**

Deprecated.

Describes the ClassicLink DNS support status of a VPC.

## Contents

### `classicLinkDnsSupported`

Indicates whether ClassicLink DNS support is enabled for the VPC.

Type: Boolean

Required: No

### `vpcId`

The ID of the VPC.

Type: String

Required: No

## See Also

For more information about using this API in one of the language-specific AWS SDKs, see the following:

- [AWS SDK for C++](#)
- [AWS SDK for Java V2](#)
- [AWS SDK for Ruby V3](#)



# ClassicLinkInstance

**Note**

Deprecated.

Describes a linked EC2-Classic instance.

## Contents

### groupSet

The security groups.

Type: Array of [GroupIdentifier](#) objects

Required: No

### instanceId

The ID of the instance.

Type: String

Required: No

### tagSet

Any tags assigned to the instance.

Type: Array of [Tag](#) objects

Required: No

### vpcId

The ID of the VPC.

Type: String

Required: No

## See Also

For more information about using this API in one of the language-specific AWS SDKs, see the following:

- [AWS SDK for C++](#)
- [AWS SDK for Java V2](#)
- [AWS SDK for Ruby V3](#)

# ClassicLoadBalancer

Describes a Classic Load Balancer.

## Contents

**Name** (request), **name** (response)

The name of the load balancer.

Type: String

Required: No

## See Also

For more information about using this API in one of the language-specific AWS SDKs, see the following:

- [AWS SDK for C++](#)
- [AWS SDK for Java V2](#)
- [AWS SDK for Ruby V3](#)

# ClassicLoadBalancersConfig

Describes the Classic Load Balancers to attach to a Spot Fleet. Spot Fleet registers the running Spot Instances with these Classic Load Balancers.

## Contents

**ClassicLoadBalancers** (request), **classicLoadBalancers** (response)

One or more Classic Load Balancers.

Type: Array of [ClassicLoadBalancer](#) objects

Array Members: Minimum number of 1 item. Maximum number of 5 items.

Required: No

## See Also

For more information about using this API in one of the language-specific AWS SDKs, see the following:

- [AWS SDK for C++](#)
- [AWS SDK for Java V2](#)
- [AWS SDK for Ruby V3](#)

# ClientCertificateRevocationListStatus

Describes the state of a client certificate revocation list.

## Contents

### code

The state of the client certificate revocation list.

Type: String

Valid Values: pending | active

Required: No

### message

A message about the status of the client certificate revocation list, if applicable.

Type: String

Required: No

## See Also

For more information about using this API in one of the language-specific AWS SDKs, see the following:

- [AWS SDK for C++](#)
- [AWS SDK for Java V2](#)
- [AWS SDK for Ruby V3](#)

# ClientConnectOptions

The options for managing connection authorization for new client connections.

## Contents

### Enabled

Indicates whether client connect options are enabled. The default is `false` (not enabled).

Type: Boolean

Required: No

### LambdaFunctionArn

The Amazon Resource Name (ARN) of the Lambda function used for connection authorization.

Type: String

Required: No

## See Also

For more information about using this API in one of the language-specific AWS SDKs, see the following:

- [AWS SDK for C++](#)
- [AWS SDK for Java V2](#)
- [AWS SDK for Ruby V3](#)

# ClientConnectResponseOptions

The options for managing connection authorization for new client connections.

## Contents

### enabled

Indicates whether client connect options are enabled.

Type: Boolean

Required: No

### lambdaFunctionArn

The Amazon Resource Name (ARN) of the Lambda function used for connection authorization.

Type: String

Required: No

### status

The status of any updates to the client connect options.

Type: [ClientVpnEndpointAttributeStatus](#) object

Required: No

## See Also

For more information about using this API in one of the language-specific AWS SDKs, see the following:

- [AWS SDK for C++](#)
- [AWS SDK for Java V2](#)
- [AWS SDK for Ruby V3](#)

# ClientData

Describes the client-specific data.

## Contents

### Comment

A user-defined comment about the disk upload.

Type: String

Required: No

### UploadEnd

The time that the disk upload ends.

Type: Timestamp

Required: No

### UploadSize

The size of the uploaded disk image, in GiB.

Type: Double

Required: No

### UploadStart

The time that the disk upload starts.

Type: Timestamp

Required: No

## See Also

For more information about using this API in one of the language-specific AWS SDKs, see the following:

- [AWS SDK for C++](#)



- [AWS SDK for Java V2](#)
- [AWS SDK for Ruby V3](#)

# ClientLoginBannerOptions

Options for enabling a customizable text banner that will be displayed on AWS provided clients when a VPN session is established.

## Contents

### BannerText

Customizable text that will be displayed in a banner on AWS provided clients when a VPN session is established. UTF-8 encoded characters only. Maximum of 1400 characters.

Type: String

Required: No

### Enabled

Enable or disable a customizable text banner that will be displayed on AWS provided clients when a VPN session is established.

Valid values: `true` | `false`

Default value: `false`

Type: Boolean

Required: No

## See Also

For more information about using this API in one of the language-specific AWS SDKs, see the following:

- [AWS SDK for C++](#)
- [AWS SDK for Java V2](#)
- [AWS SDK for Ruby V3](#)

# ClientLoginBannerResponseOptions

Current state of options for customizable text banner that will be displayed on AWS provided clients when a VPN session is established.

## Contents

### bannerText

Customizable text that will be displayed in a banner on AWS provided clients when a VPN session is established. UTF-8 encoded characters only. Maximum of 1400 characters.

Type: String

Required: No

### enabled

Current state of text banner feature.

Valid values: `true` | `false`

Type: Boolean

Required: No

## See Also

For more information about using this API in one of the language-specific AWS SDKs, see the following:

- [AWS SDK for C++](#)
- [AWS SDK for Java V2](#)
- [AWS SDK for Ruby V3](#)

# ClientVpnAuthentication

Describes the authentication methods used by a Client VPN endpoint. For more information, see [Authentication](#) in the *AWS Client VPN Administrator Guide*.

## Contents

### **activeDirectory**

Information about the Active Directory, if applicable.

Type: [DirectoryServiceAuthentication](#) object

Required: No

### **federatedAuthentication**

Information about the IAM SAML identity provider, if applicable.

Type: [FederatedAuthentication](#) object

Required: No

### **mutualAuthentication**

Information about the authentication certificates, if applicable.

Type: [CertificateAuthentication](#) object

Required: No

### **type**

The authentication type used.

Type: String

Valid Values: `certificate-authentication` | `directory-service-authentication` | `federated-authentication`

Required: No

## See Also

For more information about using this API in one of the language-specific AWS SDKs, see the following:

- [AWS SDK for C++](#)
- [AWS SDK for Java V2](#)
- [AWS SDK for Ruby V3](#)

# ClientVpnAuthenticationRequest

Describes the authentication method to be used by a Client VPN endpoint. For more information, see [Authentication](#) in the *AWS Client VPN Administrator Guide*.

## Contents

### ActiveDirectory

Information about the Active Directory to be used, if applicable. You must provide this information if **Type** is `directory-service-authentication`.

Type: [DirectoryServiceAuthenticationRequest](#) object

Required: No

### FederatedAuthentication

Information about the IAM SAML identity provider to be used, if applicable. You must provide this information if **Type** is `federated-authentication`.

Type: [FederatedAuthenticationRequest](#) object

Required: No

### MutualAuthentication

Information about the authentication certificates to be used, if applicable. You must provide this information if **Type** is `certificate-authentication`.

Type: [CertificateAuthenticationRequest](#) object

Required: No

### Type

The type of client authentication to be used.

Type: String

Valid Values: `certificate-authentication` | `directory-service-authentication` | `federated-authentication`

Required: No

## See Also

For more information about using this API in one of the language-specific AWS SDKs, see the following:

- [AWS SDK for C++](#)
- [AWS SDK for Java V2](#)
- [AWS SDK for Ruby V3](#)

# ClientVpnAuthorizationRuleStatus

Describes the state of an authorization rule.

## Contents

### code

The state of the authorization rule.

Type: String

Valid Values: `authorizing` | `active` | `failed` | `revoking`

Required: No

### message

A message about the status of the authorization rule, if applicable.

Type: String

Required: No

## See Also

For more information about using this API in one of the language-specific AWS SDKs, see the following:

- [AWS SDK for C++](#)
- [AWS SDK for Java V2](#)
- [AWS SDK for Ruby V3](#)



# ClientVpnConnection

Describes a client connection.

## Contents

### **clientIp**

The IP address of the client.

Type: String

Required: No

### **clientVpnEndpointId**

The ID of the Client VPN endpoint to which the client is connected.

Type: String

Required: No

### **commonName**

The common name associated with the client. This is either the name of the client certificate, or the Active Directory user name.

Type: String

Required: No

### **connectionEndTime**

The date and time the client connection was terminated.

Type: String

Required: No

### **connectionEstablishedTime**

The date and time the client connection was established.

Type: String

Required: No

**connectionId**

The ID of the client connection.

Type: String

Required: No

**egressBytes**

The number of bytes received by the client.

Type: String

Required: No

**egressPackets**

The number of packets received by the client.

Type: String

Required: No

**ingressBytes**

The number of bytes sent by the client.

Type: String

Required: No

**ingressPackets**

The number of packets sent by the client.

Type: String

Required: No

**postureComplianceStatusSet**

The statuses returned by the client connect handler for posture compliance, if applicable.

Type: Array of strings

Required: No

## status

The current state of the client connection.

Type: [ClientVpnConnectionStatus](#) object

Required: No

## timestamp

The current date and time.

Type: String

Required: No

## username

The username of the client who established the client connection. This information is only provided if Active Directory client authentication is used.

Type: String

Required: No

## See Also

For more information about using this API in one of the language-specific AWS SDKs, see the following:

- [AWS SDK for C++](#)
- [AWS SDK for Java V2](#)
- [AWS SDK for Ruby V3](#)

# ClientVpnConnectionStatus

Describes the status of a client connection.

## Contents

### code

The state of the client connection.

Type: String

Valid Values: active | failed-to-terminate | terminating | terminated

Required: No

### message

A message about the status of the client connection, if applicable.

Type: String

Required: No

## See Also

For more information about using this API in one of the language-specific AWS SDKs, see the following:

- [AWS SDK for C++](#)
- [AWS SDK for Java V2](#)
- [AWS SDK for Ruby V3](#)

# ClientVpnEndpoint

Describes a Client VPN endpoint.

## Contents

### **associatedTargetNetwork**

*This member has been deprecated.*

Information about the associated target networks. A target network is a subnet in a VPC.

Type: Array of [AssociatedTargetNetwork](#) objects

Required: No

### **authenticationOptions**

Information about the authentication method used by the Client VPN endpoint.

Type: Array of [ClientVpnAuthentication](#) objects

Required: No

### **clientCidrBlock**

The IPv4 address range, in CIDR notation, from which client IP addresses are assigned.

Type: String

Required: No

### **clientConnectOptions**

The options for managing connection authorization for new client connections.

Type: [ClientConnectResponseOptions](#) object

Required: No

### **clientLoginBannerOptions**

Options for enabling a customizable text banner that will be displayed on AWS provided clients when a VPN session is established.

Type: [ClientLoginBannerResponseOptions](#) object

Required: No

### **clientVpnEndpointId**

The ID of the Client VPN endpoint.

Type: String

Required: No

### **connectionLogOptions**

Information about the client connection logging options for the Client VPN endpoint.

Type: [ConnectionLogResponseOptions](#) object

Required: No

### **creationTime**

The date and time the Client VPN endpoint was created.

Type: String

Required: No

### **deletionTime**

The date and time the Client VPN endpoint was deleted, if applicable.

Type: String

Required: No

### **description**

A brief description of the endpoint.

Type: String

Required: No

### **dnsName**

The DNS name to be used by clients when connecting to the Client VPN endpoint.

Type: String

Required: No

### **dnsServer**

Information about the DNS servers to be used for DNS resolution.

Type: Array of strings

Required: No

### **securityGroupIdSet**

The IDs of the security groups for the target network.

Type: Array of strings

Required: No

### **selfServicePortalUrl**

The URL of the self-service portal.

Type: String

Required: No

### **serverCertificateArn**

The ARN of the server certificate.

Type: String

Required: No

### **sessionTimeoutHours**

The maximum VPN session duration time in hours.

Valid values: 8 | 10 | 12 | 24

Default value: 24

Type: Integer

Required: No

## **splitTunnel**

Indicates whether split-tunnel is enabled in the AWS Client VPN endpoint.

For information about split-tunnel VPN endpoints, see [Split-Tunnel AWS Client VPN endpoint](#) in the *AWS Client VPN Administrator Guide*.

Type: Boolean

Required: No

## **status**

The current state of the Client VPN endpoint.

Type: [ClientVpnEndpointStatus](#) object

Required: No

## **tagSet**

Any tags assigned to the Client VPN endpoint.

Type: Array of [Tag](#) objects

Required: No

## **transportProtocol**

The transport protocol used by the Client VPN endpoint.

Type: String

Valid Values: tcp | udp

Required: No

## **vpcId**

The ID of the VPC.

Type: String

Required: No

## **vpnPort**

The port number for the Client VPN endpoint.



Type: Integer

Required: No

### **vpnProtocol**

The protocol used by the VPN session.

Type: String

Valid Values: openvpn

Required: No

## **See Also**

For more information about using this API in one of the language-specific AWS SDKs, see the following:

- [AWS SDK for C++](#)
- [AWS SDK for Java V2](#)
- [AWS SDK for Ruby V3](#)

# ClientVpnEndpointAttributeStatus

Describes the status of the Client VPN endpoint attribute.

## Contents

### code

The status code.

Type: String

Valid Values: applying | applied

Required: No

### message

The status message.

Type: String

Required: No

## See Also

For more information about using this API in one of the language-specific AWS SDKs, see the following:

- [AWS SDK for C++](#)
- [AWS SDK for Java V2](#)
- [AWS SDK for Ruby V3](#)

# ClientVpnEndpointStatus

Describes the state of a Client VPN endpoint.

## Contents

### code

The state of the Client VPN endpoint. Possible states include:

- `pending-associate` - The Client VPN endpoint has been created but no target networks have been associated. The Client VPN endpoint cannot accept connections.
- `available` - The Client VPN endpoint has been created and a target network has been associated. The Client VPN endpoint can accept connections.
- `deleting` - The Client VPN endpoint is being deleted. The Client VPN endpoint cannot accept connections.
- `deleted` - The Client VPN endpoint has been deleted. The Client VPN endpoint cannot accept connections.

Type: String

Valid Values: `pending-associate` | `available` | `deleting` | `deleted`

Required: No

### message

A message about the status of the Client VPN endpoint.

Type: String

Required: No

## See Also

For more information about using this API in one of the language-specific AWS SDKs, see the following:

- [AWS SDK for C++](#)
- [AWS SDK for Java V2](#)

- [AWS SDK for Ruby V3](#)

# ClientVpnRoute

Information about a Client VPN endpoint route.

## Contents

### **clientVpnEndpointId**

The ID of the Client VPN endpoint with which the route is associated.

Type: String

Required: No

### **description**

A brief description of the route.

Type: String

Required: No

### **destinationCidr**

The IPv4 address range, in CIDR notation, of the route destination.

Type: String

Required: No

### **origin**

Indicates how the route was associated with the Client VPN endpoint. `associate` indicates that the route was automatically added when the target network was associated with the Client VPN endpoint. `add-route` indicates that the route was manually added using the **CreateClientVpnRoute** action.

Type: String

Required: No

### **status**

The current state of the route.

Type: [ClientVpnRouteStatus](#) object

Required: No

### **targetSubnet**

The ID of the subnet through which traffic is routed.

Type: String

Required: No

### **type**

The route type.

Type: String

Required: No

## **See Also**

For more information about using this API in one of the language-specific AWS SDKs, see the following:

- [AWS SDK for C++](#)
- [AWS SDK for Java V2](#)
- [AWS SDK for Ruby V3](#)

# ClientVpnRouteStatus

Describes the state of a Client VPN endpoint route.

## Contents

### code

The state of the Client VPN endpoint route.

Type: String

Valid Values: `creating` | `active` | `failed` | `deleting`

Required: No

### message

A message about the status of the Client VPN endpoint route, if applicable.

Type: String

Required: No

## See Also

For more information about using this API in one of the language-specific AWS SDKs, see the following:

- [AWS SDK for C++](#)
- [AWS SDK for Java V2](#)
- [AWS SDK for Ruby V3](#)

# CloudWatchLogOptions

Options for sending VPN tunnel logs to CloudWatch.

## Contents

### logEnabled

Status of VPN tunnel logging feature. Default value is `False`.

Valid values: `True` | `False`

Type: Boolean

Required: No

### logGroupArn

The Amazon Resource Name (ARN) of the CloudWatch log group to send logs to.

Type: String

Required: No

### logOutputFormat

Configured log format. Default format is `json`.

Valid values: `json` | `text`

Type: String

Required: No

## See Also

For more information about using this API in one of the language-specific AWS SDKs, see the following:

- [AWS SDK for C++](#)
- [AWS SDK for Java V2](#)
- [AWS SDK for Ruby V3](#)





# CloudWatchLogOptionsSpecification

Options for sending VPN tunnel logs to CloudWatch.

## Contents

### LogEnabled

Enable or disable VPN tunnel logging feature. Default value is `False`.

Valid values: `True` | `False`

Type: Boolean

Required: No

### LogGroupArn

The Amazon Resource Name (ARN) of the CloudWatch log group to send logs to.

Type: String

Required: No

### LogOutputFormat

Set log format. Default format is `json`.

Valid values: `json` | `text`

Type: String

Required: No

## See Also

For more information about using this API in one of the language-specific AWS SDKs, see the following:

- [AWS SDK for C++](#)
- [AWS SDK for Java V2](#)
- [AWS SDK for Ruby V3](#)



# CoipAddressUsage

Describes address usage for a customer-owned address pool.

## Contents

### **allocationId**

The allocation ID of the address.

Type: String

Required: No

### **awsAccountId**

The AWS account ID.

Type: String

Required: No

### **awsService**

The AWS service.

Type: String

Required: No

### **colp**

The customer-owned IP address.

Type: String

Required: No

## See Also

For more information about using this API in one of the language-specific AWS SDKs, see the following:

- [AWS SDK for C++](#)

- [AWS SDK for Java V2](#)
- [AWS SDK for Ruby V3](#)

# CoipCidr

Information about a customer-owned IP address range.

## Contents

### **cidr**

An address range in a customer-owned IP address space.

Type: String

Required: No

### **coipPoolId**

The ID of the address pool.

Type: String

Required: No

### **localGatewayRouteTableId**

The ID of the local gateway route table.

Type: String

Required: No

## See Also

For more information about using this API in one of the language-specific AWS SDKs, see the following:

- [AWS SDK for C++](#)
- [AWS SDK for Java V2](#)
- [AWS SDK for Ruby V3](#)

# CoipPool

Describes a customer-owned address pool.

## Contents

### **localGatewayRouteTableId**

The ID of the local gateway route table.

Type: String

Required: No

### **poolArn**

The ARN of the address pool.

Type: String

Length Constraints: Minimum length of 1. Maximum length of 1283.

Required: No

### **poolCidrSet**

The address ranges of the address pool.

Type: Array of strings

Required: No

### **poolId**

The ID of the address pool.

Type: String

Required: No

### **tagSet**

The tags.

Type: Array of [Tag](#) objects

Required: No

## See Also

For more information about using this API in one of the language-specific AWS SDKs, see the following:

- [AWS SDK for C++](#)
- [AWS SDK for Java V2](#)
- [AWS SDK for Ruby V3](#)



# ConnectionLogOptions

Describes the client connection logging options for the Client VPN endpoint.

## Contents

### CloudwatchLogGroup

The name of the CloudWatch Logs log group. Required if connection logging is enabled.

Type: String

Required: No

### CloudwatchLogStream

The name of the CloudWatch Logs log stream to which the connection data is published.

Type: String

Required: No

### Enabled

Indicates whether connection logging is enabled.

Type: Boolean

Required: No

## See Also

For more information about using this API in one of the language-specific AWS SDKs, see the following:

- [AWS SDK for C++](#)
- [AWS SDK for Java V2](#)
- [AWS SDK for Ruby V3](#)

# ConnectionLogResponseOptions

Information about the client connection logging options for a Client VPN endpoint.

## Contents

### CloudwatchLogGroup

The name of the Amazon CloudWatch Logs log group to which connection logging data is published.

Type: String

Required: No

### CloudwatchLogStream

The name of the Amazon CloudWatch Logs log stream to which connection logging data is published.

Type: String

Required: No

### Enabled

Indicates whether client connection logging is enabled for the Client VPN endpoint.

Type: Boolean

Required: No

## See Also

For more information about using this API in one of the language-specific AWS SDKs, see the following:

- [AWS SDK for C++](#)
- [AWS SDK for Java V2](#)
- [AWS SDK for Ruby V3](#)

# ConnectionNotification

Describes a connection notification for a VPC endpoint or VPC endpoint service.

## Contents

### **connectionEvents**

The events for the notification. Valid values are Accept, Connect, Delete, and Reject.

Type: Array of strings

Required: No

### **connectionNotificationArn**

The ARN of the SNS topic for the notification.

Type: String

Required: No

### **connectionNotificationId**

The ID of the notification.

Type: String

Required: No

### **connectionNotificationState**

The state of the notification.

Type: String

Valid Values: Enabled | Disabled

Required: No

### **connectionNotificationType**

The type of notification.

Type: String

Valid Values: Topic

Required: No

### **serviceId**

The ID of the endpoint service.

Type: String

Required: No

### **vpcEndpointId**

The ID of the VPC endpoint.

Type: String

Required: No

## **See Also**

For more information about using this API in one of the language-specific AWS SDKs, see the following:

- [AWS SDK for C++](#)
- [AWS SDK for Java V2](#)
- [AWS SDK for Ruby V3](#)

# ConnectionTrackingConfiguration

A security group connection tracking configuration that enables you to set the idle timeout for connection tracking on an Elastic network interface. For more information, see [Connection tracking timeouts](#) in the *Amazon EC2 User Guide*.

## Contents

### tcpEstablishedTimeout

Timeout (in seconds) for idle TCP connections in an established state. Min: 60 seconds. Max: 432000 seconds (5 days). Default: 432000 seconds. Recommended: Less than 432000 seconds.

Type: Integer

Required: No

### udpStreamTimeout

Timeout (in seconds) for idle UDP flows classified as streams which have seen more than one request-response transaction. Min: 60 seconds. Max: 180 seconds (3 minutes). Default: 180 seconds.

Type: Integer

Required: No

### udpTimeout

Timeout (in seconds) for idle UDP flows that have seen traffic only in a single direction or a single request-response transaction. Min: 30 seconds. Max: 60 seconds. Default: 30 seconds.

Type: Integer

Required: No

## See Also

For more information about using this API in one of the language-specific AWS SDKs, see the following:

- [AWS SDK for C++](#)

- [AWS SDK for Java V2](#)
- [AWS SDK for Ruby V3](#)

# ConnectionTrackingSpecification

A security group connection tracking specification that enables you to set the idle timeout for connection tracking on an Elastic network interface. For more information, see [Connection tracking timeouts](#) in the *Amazon EC2 User Guide*.

## Contents

### tcpEstablishedTimeout

Timeout (in seconds) for idle TCP connections in an established state. Min: 60 seconds. Max: 432000 seconds (5 days). Default: 432000 seconds. Recommended: Less than 432000 seconds.

Type: Integer

Required: No

### udpStreamTimeout

Timeout (in seconds) for idle UDP flows classified as streams which have seen more than one request-response transaction. Min: 60 seconds. Max: 180 seconds (3 minutes). Default: 180 seconds.

Type: Integer

Required: No

### udpTimeout

Timeout (in seconds) for idle UDP flows that have seen traffic only in a single direction or a single request-response transaction. Min: 30 seconds. Max: 60 seconds. Default: 30 seconds.

Type: Integer

Required: No

## See Also

For more information about using this API in one of the language-specific AWS SDKs, see the following:

- [AWS SDK for C++](#)

- [AWS SDK for Java V2](#)
- [AWS SDK for Ruby V3](#)



# ConnectionTrackingSpecificationRequest

A security group connection tracking specification request that enables you to set the idle timeout for connection tracking on an Elastic network interface. For more information, see [Connection tracking timeouts](#) in the *Amazon EC2 User Guide*.

## Contents

### **TcpEstablishedTimeout** (request), **TcpEstablishedTimeout** (response)

Timeout (in seconds) for idle TCP connections in an established state. Min: 60 seconds. Max: 432000 seconds (5 days). Default: 432000 seconds. Recommended: Less than 432000 seconds.

Type: Integer

Required: No

### **UdpStreamTimeout** (request), **UdpStreamTimeout** (response)

Timeout (in seconds) for idle UDP flows classified as streams which have seen more than one request-response transaction. Min: 60 seconds. Max: 180 seconds (3 minutes). Default: 180 seconds.

Type: Integer

Required: No

### **UdpTimeout** (request), **UdpTimeout** (response)

Timeout (in seconds) for idle UDP flows that have seen traffic only in a single direction or a single request-response transaction. Min: 30 seconds. Max: 60 seconds. Default: 30 seconds.

Type: Integer

Required: No

## See Also

For more information about using this API in one of the language-specific AWS SDKs, see the following:

- [AWS SDK for C++](#)

- [AWS SDK for Java V2](#)
- [AWS SDK for Ruby V3](#)

# ConnectionTrackingSpecificationResponse

A security group connection tracking specification response that enables you to set the idle timeout for connection tracking on an Elastic network interface. For more information, see [Connection tracking timeouts](#) in the *Amazon EC2 User Guide*.

## Contents

### tcpEstablishedTimeout

Timeout (in seconds) for idle TCP connections in an established state. Min: 60 seconds. Max: 432000 seconds (5 days). Default: 432000 seconds. Recommended: Less than 432000 seconds.

Type: Integer

Required: No

### udpStreamTimeout

Timeout (in seconds) for idle UDP flows classified as streams which have seen more than one request-response transaction. Min: 60 seconds. Max: 180 seconds (3 minutes). Default: 180 seconds.

Type: Integer

Required: No

### udpTimeout

Timeout (in seconds) for idle UDP flows that have seen traffic only in a single direction or a single request-response transaction. Min: 30 seconds. Max: 60 seconds. Default: 30 seconds.

Type: Integer

Required: No

## See Also

For more information about using this API in one of the language-specific AWS SDKs, see the following:

- [AWS SDK for C++](#)

- [AWS SDK for Java V2](#)
- [AWS SDK for Ruby V3](#)

# ConversionTask

Describes a conversion task.

## Contents

### **conversionTaskId**

The ID of the conversion task.

Type: String

Required: No

### **expirationTime**

The time when the task expires. If the upload isn't complete before the expiration time, we automatically cancel the task.

Type: String

Required: No

### **importInstance**

If the task is for importing an instance, this contains information about the import instance task.

Type: [ImportInstanceTaskDetails](#) object

Required: No

### **importVolume**

If the task is for importing a volume, this contains information about the import volume task.

Type: [ImportVolumeTaskDetails](#) object

Required: No

### **state**

The state of the conversion task.

Type: String

Valid Values: active | cancelling | cancelled | completed

Required: No

### **statusMessage**

The status message related to the conversion task.

Type: String

Required: No

### **tagSet**

Any tags assigned to the task.

Type: Array of [Tag](#) objects

Required: No

## **See Also**

For more information about using this API in one of the language-specific AWS SDKs, see the following:

- [AWS SDK for C++](#)
- [AWS SDK for Java V2](#)
- [AWS SDK for Ruby V3](#)

# CpuOptions

The CPU options for the instance.

## Contents

### amdSevSnp

Indicates whether the instance is enabled for AMD SEV-SNP. For more information, see [AMD SEV-SNP](#).

Type: String

Valid Values: enabled | disabled

Required: No

### coreCount

The number of CPU cores for the instance.

Type: Integer

Required: No

### threadsPerCore

The number of threads per CPU core.

Type: Integer

Required: No

## See Also

For more information about using this API in one of the language-specific AWS SDKs, see the following:

- [AWS SDK for C++](#)
- [AWS SDK for Java V2](#)
- [AWS SDK for Ruby V3](#)





# CpuOptionsRequest

The CPU options for the instance. Both the core count and threads per core must be specified in the request.

## Contents

### AmdSevSnp

Indicates whether to enable the instance for AMD SEV-SNP. AMD SEV-SNP is supported with M6a, R6a, and C6a instance types only. For more information, see [AMD SEV-SNP](#).

Type: String

Valid Values: enabled | disabled

Required: No

### CoreCount

The number of CPU cores for the instance.

Type: Integer

Required: No

### ThreadsPerCore

The number of threads per CPU core. To disable multithreading for the instance, specify a value of 1. Otherwise, specify the default value of 2.

Type: Integer

Required: No

## See Also

For more information about using this API in one of the language-specific AWS SDKs, see the following:

- [AWS SDK for C++](#)
- [AWS SDK for Java V2](#)

- [AWS SDK for Ruby V3](#)

# CreateFleetError

Describes the instances that could not be launched by the fleet.

## Contents

### errorCode

The error code that indicates why the instance could not be launched. For more information about error codes, see [Error codes](#).

Type: String

Required: No

### errorMessage

The error message that describes why the instance could not be launched. For more information about error messages, see [Error codes](#).

Type: String

Required: No

### launchTemplateAndOverrides

The launch templates and overrides that were used for launching the instances. The values that you specify in the Overrides replace the values in the launch template.

Type: [LaunchTemplateAndOverridesResponse](#) object

Required: No

### lifecycle

Indicates if the instance that could not be launched was a Spot Instance or On-Demand Instance.

Type: String

Valid Values: spot | on-demand

Required: No

## See Also

For more information about using this API in one of the language-specific AWS SDKs, see the following:

- [AWS SDK for C++](#)
- [AWS SDK for Java V2](#)
- [AWS SDK for Ruby V3](#)

# CreateFleetInstance

Describes the instances that were launched by the fleet.

## Contents

### instanceIds

The IDs of the instances.

Type: Array of strings

Required: No

### instanceType

The instance type.

Type: String

Valid Values: a1.medium | a1.large | a1.xlarge | a1.2xlarge | a1.4xlarge | a1.metal | c1.medium | c1.xlarge | c3.large | c3.xlarge | c3.2xlarge | c3.4xlarge | c3.8xlarge | c4.large | c4.xlarge | c4.2xlarge | c4.4xlarge | c4.8xlarge | c5.large | c5.xlarge | c5.2xlarge | c5.4xlarge | c5.9xlarge | c5.12xlarge | c5.18xlarge | c5.24xlarge | c5.metal | c5a.large | c5a.xlarge | c5a.2xlarge | c5a.4xlarge | c5a.8xlarge | c5a.12xlarge | c5a.16xlarge | c5a.24xlarge | c5ad.large | c5ad.xlarge | c5ad.2xlarge | c5ad.4xlarge | c5ad.8xlarge | c5ad.12xlarge | c5ad.16xlarge | c5ad.24xlarge | c5d.large | c5d.xlarge | c5d.2xlarge | c5d.4xlarge | c5d.9xlarge | c5d.12xlarge | c5d.18xlarge | c5d.24xlarge | c5d.metal | c5n.large | c5n.xlarge | c5n.2xlarge | c5n.4xlarge | c5n.9xlarge | c5n.18xlarge | c5n.metal | c6g.medium | c6g.large | c6g.xlarge | c6g.2xlarge | c6g.4xlarge | c6g.8xlarge | c6g.12xlarge | c6g.16xlarge | c6g.metal | c6gd.medium | c6gd.large | c6gd.xlarge | c6gd.2xlarge | c6gd.4xlarge | c6gd.8xlarge | c6gd.12xlarge | c6gd.16xlarge | c6gd.metal | c6gn.medium | c6gn.large | c6gn.xlarge | c6gn.2xlarge | c6gn.4xlarge | c6gn.8xlarge | c6gn.12xlarge | c6gn.16xlarge | c6i.large | c6i.xlarge | c6i.2xlarge | c6i.4xlarge | c6i.8xlarge | c6i.12xlarge | c6i.16xlarge | c6i.24xlarge | c6i.32xlarge | c6i.metal | cc1.4xlarge | cc2.8xlarge | cg1.4xlarge | cr1.8xlarge

| d2.xlarge | d2.2xlarge | d2.4xlarge | d2.8xlarge | d3.xlarge |  
d3.2xlarge | d3.4xlarge | d3.8xlarge | d3en.xlarge | d3en.2xlarge  
| d3en.4xlarge | d3en.6xlarge | d3en.8xlarge | d3en.12xlarge |  
d11.24xlarge | f1.2xlarge | f1.4xlarge | f1.16xlarge | g2.2xlarge  
| g2.8xlarge | g3.4xlarge | g3.8xlarge | g3.16xlarge | g3s.xlarge |  
g4ad.xlarge | g4ad.2xlarge | g4ad.4xlarge | g4ad.8xlarge | g4ad.16xlarge  
| g4dn.xlarge | g4dn.2xlarge | g4dn.4xlarge | g4dn.8xlarge |  
g4dn.12xlarge | g4dn.16xlarge | g4dn.metal | g5.xlarge | g5.2xlarge  
| g5.4xlarge | g5.8xlarge | g5.12xlarge | g5.16xlarge | g5.24xlarge |  
g5.48xlarge | g5g.xlarge | g5g.2xlarge | g5g.4xlarge | g5g.8xlarge |  
g5g.16xlarge | g5g.metal | hi1.4xlarge | hpc6a.48xlarge | hs1.8xlarge  
| h1.2xlarge | h1.4xlarge | h1.8xlarge | h1.16xlarge | i2.xlarge  
| i2.2xlarge | i2.4xlarge | i2.8xlarge | i3.large | i3.xlarge |  
i3.2xlarge | i3.4xlarge | i3.8xlarge | i3.16xlarge | i3.metal |  
i3en.large | i3en.xlarge | i3en.2xlarge | i3en.3xlarge | i3en.6xlarge |  
i3en.12xlarge | i3en.24xlarge | i3en.metal | im4gn.large | im4gn.xlarge  
| im4gn.2xlarge | im4gn.4xlarge | im4gn.8xlarge | im4gn.16xlarge  
| inf1.xlarge | inf1.2xlarge | inf1.6xlarge | inf1.24xlarge |  
is4gen.medium | is4gen.large | is4gen.xlarge | is4gen.2xlarge |  
is4gen.4xlarge | is4gen.8xlarge | m1.small | m1.medium | m1.large  
| m1.xlarge | m2.xlarge | m2.2xlarge | m2.4xlarge | m3.medium |  
m3.large | m3.xlarge | m3.2xlarge | m4.large | m4.xlarge | m4.2xlarge  
| m4.4xlarge | m4.10xlarge | m4.16xlarge | m5.large | m5.xlarge |  
m5.2xlarge | m5.4xlarge | m5.8xlarge | m5.12xlarge | m5.16xlarge  
| m5.24xlarge | m5.metal | m5a.large | m5a.xlarge | m5a.2xlarge |  
m5a.4xlarge | m5a.8xlarge | m5a.12xlarge | m5a.16xlarge | m5a.24xlarge  
| m5ad.large | m5ad.xlarge | m5ad.2xlarge | m5ad.4xlarge | m5ad.8xlarge  
| m5ad.12xlarge | m5ad.16xlarge | m5ad.24xlarge | m5d.large | m5d.xlarge  
| m5d.2xlarge | m5d.4xlarge | m5d.8xlarge | m5d.12xlarge | m5d.16xlarge  
| m5d.24xlarge | m5d.metal | m5dn.large | m5dn.xlarge | m5dn.2xlarge  
| m5dn.4xlarge | m5dn.8xlarge | m5dn.12xlarge | m5dn.16xlarge |  
m5dn.24xlarge | m5dn.metal | m5n.large | m5n.xlarge | m5n.2xlarge |  
m5n.4xlarge | m5n.8xlarge | m5n.12xlarge | m5n.16xlarge | m5n.24xlarge  
| m5n.metal | m5zn.large | m5zn.xlarge | m5zn.2xlarge | m5zn.3xlarge  
| m5zn.6xlarge | m5zn.12xlarge | m5zn.metal | m6a.large | m6a.xlarge |  
m6a.2xlarge | m6a.4xlarge | m6a.8xlarge | m6a.12xlarge | m6a.16xlarge

| m6a.24xlarge | m6a.32xlarge | m6a.48xlarge | m6g.metal | m6g.medium  
| m6g.large | m6g.xlarge | m6g.2xlarge | m6g.4xlarge | m6g.8xlarge |  
m6g.12xlarge | m6g.16xlarge | m6gd.metal | m6gd.medium | m6gd.large |  
m6gd.xlarge | m6gd.2xlarge | m6gd.4xlarge | m6gd.8xlarge | m6gd.12xlarge  
| m6gd.16xlarge | m6i.large | m6i.xlarge | m6i.2xlarge | m6i.4xlarge |  
m6i.8xlarge | m6i.12xlarge | m6i.16xlarge | m6i.24xlarge | m6i.32xlarge  
| m6i.metal | mac1.metal | p2.xlarge | p2.8xlarge | p2.16xlarge |  
p3.2xlarge | p3.8xlarge | p3.16xlarge | p3dn.24xlarge | p4d.24xlarge |  
r3.large | r3.xlarge | r3.2xlarge | r3.4xlarge | r3.8xlarge | r4.large  
| r4.xlarge | r4.2xlarge | r4.4xlarge | r4.8xlarge | r4.16xlarge  
| r5.large | r5.xlarge | r5.2xlarge | r5.4xlarge | r5.8xlarge |  
r5.12xlarge | r5.16xlarge | r5.24xlarge | r5.metal | r5a.large |  
r5a.xlarge | r5a.2xlarge | r5a.4xlarge | r5a.8xlarge | r5a.12xlarge |  
r5a.16xlarge | r5a.24xlarge | r5ad.large | r5ad.xlarge | r5ad.2xlarge  
| r5ad.4xlarge | r5ad.8xlarge | r5ad.12xlarge | r5ad.16xlarge |  
r5ad.24xlarge | r5b.large | r5b.xlarge | r5b.2xlarge | r5b.4xlarge |  
r5b.8xlarge | r5b.12xlarge | r5b.16xlarge | r5b.24xlarge | r5b.metal  
| r5d.large | r5d.xlarge | r5d.2xlarge | r5d.4xlarge | r5d.8xlarge |  
r5d.12xlarge | r5d.16xlarge | r5d.24xlarge | r5d.metal | r5dn.large |  
r5dn.xlarge | r5dn.2xlarge | r5dn.4xlarge | r5dn.8xlarge | r5dn.12xlarge  
| r5dn.16xlarge | r5dn.24xlarge | r5dn.metal | r5n.large | r5n.xlarge  
| r5n.2xlarge | r5n.4xlarge | r5n.8xlarge | r5n.12xlarge | r5n.16xlarge  
| r5n.24xlarge | r5n.metal | r6g.medium | r6g.large | r6g.xlarge |  
r6g.2xlarge | r6g.4xlarge | r6g.8xlarge | r6g.12xlarge | r6g.16xlarge  
| r6g.metal | r6gd.medium | r6gd.large | r6gd.xlarge | r6gd.2xlarge  
| r6gd.4xlarge | r6gd.8xlarge | r6gd.12xlarge | r6gd.16xlarge |  
r6gd.metal | r6i.large | r6i.xlarge | r6i.2xlarge | r6i.4xlarge |  
r6i.8xlarge | r6i.12xlarge | r6i.16xlarge | r6i.24xlarge | r6i.32xlarge  
| r6i.metal | t1.micro | t2.nano | t2.micro | t2.small | t2.medium |  
t2.large | t2.xlarge | t2.2xlarge | t3.nano | t3.micro | t3.small |  
t3.medium | t3.large | t3.xlarge | t3.2xlarge | t3a.nano | t3a.micro  
| t3a.small | t3a.medium | t3a.large | t3a.xlarge | t3a.2xlarge |  
t4g.nano | t4g.micro | t4g.small | t4g.medium | t4g.large | t4g.xlarge  
| t4g.2xlarge | u-6tb1.56xlarge | u-6tb1.112xlarge | u-9tb1.112xlarge  
| u-12tb1.112xlarge | u-6tb1.metal | u-9tb1.metal | u-12tb1.metal |  
u-18tb1.metal | u-24tb1.metal | vt1.3xlarge | vt1.6xlarge | vt1.24xlarge

| x1.16xlarge | x1.32xlarge | x1e.xlarge | x1e.2xlarge | x1e.4xlarge  
| x1e.8xlarge | x1e.16xlarge | x1e.32xlarge | x2iezn.2xlarge |  
x2iezn.4xlarge | x2iezn.6xlarge | x2iezn.8xlarge | x2iezn.12xlarge |  
x2iezn.metal | x2gd.medium | x2gd.large | x2gd.xlarge | x2gd.2xlarge  
| x2gd.4xlarge | x2gd.8xlarge | x2gd.12xlarge | x2gd.16xlarge |  
x2gd.metal | z1d.large | z1d.xlarge | z1d.2xlarge | z1d.3xlarge |  
z1d.6xlarge | z1d.12xlarge | z1d.metal | x2idn.16xlarge | x2idn.24xlarge  
| x2idn.32xlarge | x2iedn.xlarge | x2iedn.2xlarge | x2iedn.4xlarge |  
x2iedn.8xlarge | x2iedn.16xlarge | x2iedn.24xlarge | x2iedn.32xlarge  
| c6a.large | c6a.xlarge | c6a.2xlarge | c6a.4xlarge | c6a.8xlarge |  
c6a.12xlarge | c6a.16xlarge | c6a.24xlarge | c6a.32xlarge | c6a.48xlarge  
| c6a.metal | m6a.metal | i4i.large | i4i.xlarge | i4i.2xlarge |  
i4i.4xlarge | i4i.8xlarge | i4i.16xlarge | i4i.32xlarge | i4i.metal  
| x2idn.metal | x2iedn.metal | c7g.medium | c7g.large | c7g.xlarge |  
c7g.2xlarge | c7g.4xlarge | c7g.8xlarge | c7g.12xlarge | c7g.16xlarge  
| mac2.metal | c6id.large | c6id.xlarge | c6id.2xlarge | c6id.4xlarge  
| c6id.8xlarge | c6id.12xlarge | c6id.16xlarge | c6id.24xlarge |  
c6id.32xlarge | c6id.metal | m6id.large | m6id.xlarge | m6id.2xlarge  
| m6id.4xlarge | m6id.8xlarge | m6id.12xlarge | m6id.16xlarge |  
m6id.24xlarge | m6id.32xlarge | m6id.metal | r6id.large | r6id.xlarge  
| r6id.2xlarge | r6id.4xlarge | r6id.8xlarge | r6id.12xlarge |  
r6id.16xlarge | r6id.24xlarge | r6id.32xlarge | r6id.metal | r6a.large  
| r6a.xlarge | r6a.2xlarge | r6a.4xlarge | r6a.8xlarge | r6a.12xlarge  
| r6a.16xlarge | r6a.24xlarge | r6a.32xlarge | r6a.48xlarge |  
r6a.metal | p4de.24xlarge | u-3tb1.56xlarge | u-18tb1.112xlarge |  
u-24tb1.112xlarge | trn1.2xlarge | trn1.32xlarge | hpc6id.32xlarge |  
c6in.large | c6in.xlarge | c6in.2xlarge | c6in.4xlarge | c6in.8xlarge  
| c6in.12xlarge | c6in.16xlarge | c6in.24xlarge | c6in.32xlarge |  
m6in.large | m6in.xlarge | m6in.2xlarge | m6in.4xlarge | m6in.8xlarge  
| m6in.12xlarge | m6in.16xlarge | m6in.24xlarge | m6in.32xlarge  
| m6idn.large | m6idn.xlarge | m6idn.2xlarge | m6idn.4xlarge |  
m6idn.8xlarge | m6idn.12xlarge | m6idn.16xlarge | m6idn.24xlarge |  
m6idn.32xlarge | r6in.large | r6in.xlarge | r6in.2xlarge | r6in.4xlarge  
| r6in.8xlarge | r6in.12xlarge | r6in.16xlarge | r6in.24xlarge  
| r6in.32xlarge | r6idn.large | r6idn.xlarge | r6idn.2xlarge |  
r6idn.4xlarge | r6idn.8xlarge | r6idn.12xlarge | r6idn.16xlarge |



r6idn.24xlarge | r6idn.32xlarge | c7g.metal | m7g.medium | m7g.large  
| m7g.xlarge | m7g.2xlarge | m7g.4xlarge | m7g.8xlarge | m7g.12xlarge  
| m7g.16xlarge | m7g.metal | r7g.medium | r7g.large | r7g.xlarge |  
r7g.2xlarge | r7g.4xlarge | r7g.8xlarge | r7g.12xlarge | r7g.16xlarge  
| r7g.metal | c6in.metal | m6in.metal | m6idn.metal | r6in.metal |  
r6idn.metal | inf2.xlarge | inf2.8xlarge | inf2.24xlarge | inf2.48xlarge  
| trn1n.32xlarge | i4g.large | i4g.xlarge | i4g.2xlarge | i4g.4xlarge  
| i4g.8xlarge | i4g.16xlarge | hpc7g.4xlarge | hpc7g.8xlarge |  
hpc7g.16xlarge | c7gn.medium | c7gn.large | c7gn.xlarge | c7gn.2xlarge  
| c7gn.4xlarge | c7gn.8xlarge | c7gn.12xlarge | c7gn.16xlarge |  
p5.48xlarge | m7i.large | m7i.xlarge | m7i.2xlarge | m7i.4xlarge |  
m7i.8xlarge | m7i.12xlarge | m7i.16xlarge | m7i.24xlarge | m7i.48xlarge  
| m7i-flex.large | m7i-flex.xlarge | m7i-flex.2xlarge | m7i-flex.4xlarge  
| m7i-flex.8xlarge | m7a.medium | m7a.large | m7a.xlarge | m7a.2xlarge |  
m7a.4xlarge | m7a.8xlarge | m7a.12xlarge | m7a.16xlarge | m7a.24xlarge  
| m7a.32xlarge | m7a.48xlarge | m7a.metal-48xl | hpc7a.12xlarge |  
hpc7a.24xlarge | hpc7a.48xlarge | hpc7a.96xlarge | c7gd.medium |  
c7gd.large | c7gd.xlarge | c7gd.2xlarge | c7gd.4xlarge | c7gd.8xlarge |  
c7gd.12xlarge | c7gd.16xlarge | m7gd.medium | m7gd.large | m7gd.xlarge  
| m7gd.2xlarge | m7gd.4xlarge | m7gd.8xlarge | m7gd.12xlarge |  
m7gd.16xlarge | r7gd.medium | r7gd.large | r7gd.xlarge | r7gd.2xlarge |  
r7gd.4xlarge | r7gd.8xlarge | r7gd.12xlarge | r7gd.16xlarge | r7a.medium  
| r7a.large | r7a.xlarge | r7a.2xlarge | r7a.4xlarge | r7a.8xlarge |  
r7a.12xlarge | r7a.16xlarge | r7a.24xlarge | r7a.32xlarge | r7a.48xlarge  
| c7i.large | c7i.xlarge | c7i.2xlarge | c7i.4xlarge | c7i.8xlarge  
| c7i.12xlarge | c7i.16xlarge | c7i.24xlarge | c7i.48xlarge | mac2-  
m2pro.metal | r7iz.large | r7iz.xlarge | r7iz.2xlarge | r7iz.4xlarge  
| r7iz.8xlarge | r7iz.12xlarge | r7iz.16xlarge | r7iz.32xlarge |  
c7a.medium | c7a.large | c7a.xlarge | c7a.2xlarge | c7a.4xlarge |  
c7a.8xlarge | c7a.12xlarge | c7a.16xlarge | c7a.24xlarge | c7a.32xlarge  
| c7a.48xlarge | c7a.metal-48xl | r7a.metal-48xl | r7i.large |  
r7i.xlarge | r7i.2xlarge | r7i.4xlarge | r7i.8xlarge | r7i.12xlarge  
| r7i.16xlarge | r7i.24xlarge | r7i.48xlarge | dl2q.24xlarge | mac2-  
m2.metal | i4i.12xlarge | i4i.24xlarge | c7i.metal-24xl | c7i.metal-48xl  
| m7i.metal-24xl | m7i.metal-48xl | r7i.metal-24xl | r7i.metal-48xl |  
r7iz.metal-16xl | r7iz.metal-32xl | c7gd.metal | m7gd.metal | r7gd.metal

| g6.xlarge | g6.2xlarge | g6.4xlarge | g6.8xlarge | g6.12xlarge |  
g6.16xlarge | g6.24xlarge | g6.48xlarge | gr6.4xlarge | gr6.8xlarge |  
c7i-flex.large | c7i-flex.xlarge | c7i-flex.2xlarge | c7i-flex.4xlarge  
| c7i-flex.8xlarge | u7i-12tb.224xlarge | u7in-16tb.224xlarge |  
u7in-24tb.224xlarge | u7in-32tb.224xlarge | u7ib-12tb.224xlarge |  
c7gn.metal | r8g.medium | r8g.large | r8g.xlarge | r8g.2xlarge |  
r8g.4xlarge | r8g.8xlarge | r8g.12xlarge | r8g.16xlarge | r8g.24xlarge |  
r8g.48xlarge | r8g.metal-24x1 | r8g.metal-48x1 | mac2-m1ultra.metal

Required: No

### **launchTemplateAndOverrides**

The launch templates and overrides that were used for launching the instances. The values that you specify in the Overrides replace the values in the launch template.

Type: [LaunchTemplateAndOverridesResponse](#) object

Required: No

### **lifecycle**

Indicates if the instance that was launched is a Spot Instance or On-Demand Instance.

Type: String

Valid Values: spot | on-demand

Required: No

### **platform**

The value is `Windows` for Windows instances. Otherwise, the value is blank.

Type: String

Valid Values: Windows

Required: No

## **See Also**

For more information about using this API in one of the language-specific AWS SDKs, see the following:

- [AWS SDK for C++](#)
- [AWS SDK for Java V2](#)
- [AWS SDK for Ruby V3](#)

# CreateTransitGatewayConnectRequestOptions

The options for a Connect attachment.

## Contents

### Protocol

The tunnel protocol.

Type: String

Valid Values: gre

Required: Yes

## See Also

For more information about using this API in one of the language-specific AWS SDKs, see the following:

- [AWS SDK for C++](#)
- [AWS SDK for Java V2](#)
- [AWS SDK for Ruby V3](#)

# CreateTransitGatewayMulticastDomainRequestOptions

The options for the transit gateway multicast domain.

## Contents

### AutoAcceptSharedAssociations

Indicates whether to automatically accept cross-account subnet associations that are associated with the transit gateway multicast domain.

Type: String

Valid Values: `enable` | `disable`

Required: No

### Igmpv2Support

Specify whether to enable Internet Group Management Protocol (IGMP) version 2 for the transit gateway multicast domain.

Type: String

Valid Values: `enable` | `disable`

Required: No

### StaticSourcesSupport

Specify whether to enable support for statically configuring multicast group sources for a domain.

Type: String

Valid Values: `enable` | `disable`

Required: No

## See Also

For more information about using this API in one of the language-specific AWS SDKs, see the following:

- [AWS SDK for C++](#)
- [AWS SDK for Java V2](#)
- [AWS SDK for Ruby V3](#)

# CreateTransitGatewayPeeringAttachmentRequestOptions

Describes whether dynamic routing is enabled or disabled for the transit gateway peering request.

## Contents

### DynamicRouting

Indicates whether dynamic routing is enabled or disabled.

Type: String

Valid Values: enable | disable

Required: No

## See Also

For more information about using this API in one of the language-specific AWS SDKs, see the following:

- [AWS SDK for C++](#)
- [AWS SDK for Java V2](#)
- [AWS SDK for Ruby V3](#)

# CreateTransitGatewayVpcAttachmentRequestOptions

Describes the options for a VPC attachment.

## Contents

### ApplianceModeSupport

Enable or disable support for appliance mode. If enabled, a traffic flow between a source and destination uses the same Availability Zone for the VPC attachment for the lifetime of that flow. The default is `disable`.

Type: String

Valid Values: `enable` | `disable`

Required: No

### DnsSupport

Enable or disable DNS support. The default is `enable`.

Type: String

Valid Values: `enable` | `disable`

Required: No

### Ipv6Support

Enable or disable IPv6 support. The default is `disable`.

Type: String

Valid Values: `enable` | `disable`

Required: No

### SecurityGroupReferencingSupport

#### Note

This parameter is in preview and may not be available for your account.



Enables you to reference a security group across VPCs attached to a transit gateway. Use this option to simplify security group management and control of instance-to-instance traffic across VPCs that are connected by transit gateway. You can also use this option to migrate from VPC peering (which was the only option that supported security group referencing) to transit gateways (which now also support security group referencing). This option is disabled by default and there are no additional costs to use this feature.

If you don't enable or disable `SecurityGroupReferencingSupport` in the request, the attachment will inherit the security group referencing support setting on the transit gateway.

Type: String

Valid Values: `enable` | `disable`

Required: No

## See Also

For more information about using this API in one of the language-specific AWS SDKs, see the following:

- [AWS SDK for C++](#)
- [AWS SDK for Java V2](#)
- [AWS SDK for Ruby V3](#)

# CreateVerifiedAccessEndpointEniOptions

Describes the network interface options when creating an AWS Verified Access endpoint using the `network-interface` type.

## Contents

### NetworkInterfaceId

The ID of the network interface.

Type: String

Required: No

### Port

The IP port number.

Type: Integer

Valid Range: Minimum value of 1. Maximum value of 65535.

Required: No

### Protocol

The IP protocol.

Type: String

Valid Values: `http` | `https`

Required: No

## See Also

For more information about using this API in one of the language-specific AWS SDKs, see the following:

- [AWS SDK for C++](#)
- [AWS SDK for Java V2](#)

- [AWS SDK for Ruby V3](#)

# CreateVerifiedAccessEndpointLoadBalancerOptions

Describes the load balancer options when creating an AWS Verified Access endpoint using the `load-balancer` type.

## Contents

### LoadBalancerArn

The ARN of the load balancer.

Type: String

Required: No

### Port

The IP port number.

Type: Integer

Valid Range: Minimum value of 1. Maximum value of 65535.

Required: No

### Protocol

The IP protocol.

Type: String

Valid Values: `http` | `https`

Required: No

### SubnetIds

The IDs of the subnets.

Type: Array of strings

Required: No

## See Also

For more information about using this API in one of the language-specific AWS SDKs, see the following:

- [AWS SDK for C++](#)
- [AWS SDK for Java V2](#)
- [AWS SDK for Ruby V3](#)

# CreateVerifiedAccessTrustProviderDeviceOptions

Describes the options when creating an AWS Verified Access trust provider using the device type.

## Contents

### PublicSigningKeyUrl

The URL AWS Verified Access will use to verify the authenticity of the device tokens.

Type: String

Required: No

### TenantId

The ID of the tenant application with the device-identity provider.

Type: String

Required: No

## See Also

For more information about using this API in one of the language-specific AWS SDKs, see the following:

- [AWS SDK for C++](#)
- [AWS SDK for Java V2](#)
- [AWS SDK for Ruby V3](#)

# CreateVerifiedAccessTrustProviderOidcOptions

Describes the options when creating an AWS Verified Access trust provider using the `user` type.

## Contents

### AuthorizationEndpoint

The OIDC authorization endpoint.

Type: String

Required: No

### ClientId

The client identifier.

Type: String

Required: No

### ClientSecret

The client secret.

Type: String

Required: No

### Issuer

The OIDC issuer.

Type: String

Required: No

### Scope

OpenID Connect (OIDC) scopes are used by an application during authentication to authorize access to a user's details. Each scope returns a specific set of user attributes.

Type: String

Required: No

## TokenEndpoint

The OIDC token endpoint.

Type: String

Required: No

## UserInfoEndpoint

The OIDC user info endpoint.

Type: String

Required: No

## See Also

For more information about using this API in one of the language-specific AWS SDKs, see the following:

- [AWS SDK for C++](#)
- [AWS SDK for Java V2](#)
- [AWS SDK for Ruby V3](#)



# CreateVolumePermission

Describes the user or group to be added or removed from the list of create volume permissions for a volume.

## Contents

### **Group** (request), **group** (response)

The group to be added or removed. The possible value is `all`.

Type: String

Valid Values: `all`

Required: No

### **UserId** (request), **userId** (response)

The ID of the AWS account to be added or removed.

Type: String

Required: No

## See Also

For more information about using this API in one of the language-specific AWS SDKs, see the following:

- [AWS SDK for C++](#)
- [AWS SDK for Java V2](#)
- [AWS SDK for Ruby V3](#)

# CreateVolumePermissionModifications

Describes modifications to the list of create volume permissions for a volume.

## Contents

### Add

Adds the specified AWS account ID or group to the list.

Type: Array of [CreateVolumePermission](#) objects

Required: No

### Remove

Removes the specified AWS account ID or group from the list.

Type: Array of [CreateVolumePermission](#) objects

Required: No

## See Also

For more information about using this API in one of the language-specific AWS SDKs, see the following:

- [AWS SDK for C++](#)
- [AWS SDK for Java V2](#)
- [AWS SDK for Ruby V3](#)

# CreditSpecification

Describes the credit option for CPU usage of a T instance.

## Contents

### cpuCredits

The credit option for CPU usage of a T instance.

Valid values: `standard` | `unlimited`

Type: String

Required: No

## See Also

For more information about using this API in one of the language-specific AWS SDKs, see the following:

- [AWS SDK for C++](#)
- [AWS SDK for Java V2](#)
- [AWS SDK for Ruby V3](#)

# CreditSpecificationRequest

The credit option for CPU usage of a T instance.

## Contents

### CpuCredits

The credit option for CPU usage of a T instance.

Valid values: `standard` | `unlimited`

Type: String

Required: Yes

## See Also

For more information about using this API in one of the language-specific AWS SDKs, see the following:

- [AWS SDK for C++](#)
- [AWS SDK for Java V2](#)
- [AWS SDK for Ruby V3](#)

# CustomerGateway

Describes a customer gateway.

## Contents

### **bgpAsn**

The customer gateway device's Border Gateway Protocol (BGP) Autonomous System Number (ASN).

Valid values: 1 to 2,147,483,647

Type: String

Required: No

### **bgpAsnExtended**

The customer gateway device's Border Gateway Protocol (BGP) Autonomous System Number (ASN).

Valid values: 2,147,483,648 to 4,294,967,295

Type: String

Required: No

### **certificateArn**

The Amazon Resource Name (ARN) for the customer gateway certificate.

Type: String

Required: No

### **customerGatewayId**

The ID of the customer gateway.

Type: String

Required: No

### **deviceName**

The name of customer gateway device.

Type: String

Required: No

### **ipAddress**

IPv4 address for the customer gateway device's outside interface. The address must be static. If `OutsideIpAddressType` in your VPN connection options is set to `PrivateIpv4`, you can use an RFC6598 or RFC1918 private IPv4 address. If `OutsideIpAddressType` is set to `PublicIpv4`, you can use a public IPv4 address.

Type: String

Required: No

### **state**

The current state of the customer gateway (pending | available | deleting | deleted).

Type: String

Required: No

### **tagSet**

Any tags assigned to the customer gateway.

Type: Array of [Tag](#) objects

Required: No

### **type**

The type of VPN connection the customer gateway supports (ipsec . 1).

Type: String

Required: No

## **See Also**

For more information about using this API in one of the language-specific AWS SDKs, see the following:

- [AWS SDK for C++](#)
- [AWS SDK for Java V2](#)
- [AWS SDK for Ruby V3](#)

# DataQuery

A query used for retrieving network health data.

## Contents

### Destination

The Region or Availability Zone that's the target for the data query. For example, `eu-north-1`.

Type: String

Required: No

### Id

A user-defined ID associated with a data query that's returned in the `dataResponse` identifying the query. For example, if you set the `Id` to `MyQuery01` in the query, the `dataResponse` identifies the query as `MyQuery01`.

Type: String

Required: No

### Metric

The metric used for the network performance request.

Type: String

Valid Values: `aggregate-latency`

Required: No

### Period

The aggregation period used for the data query.

Type: String

Valid Values: `five-minutes` | `fifteen-minutes` | `one-hour` | `three-hours` | `one-day` | `one-week`

Required: No



## Source

The Region or Availability Zone that's the source for the data query. For example, us-east-1.

Type: String

Required: No

## Statistic

The metric data aggregation period, p50, between the specified startDate and endDate. For example, a metric of five\_minutes is the median of all the data points gathered within those five minutes. p50 is the only supported metric.

Type: String

Valid Values: p50

Required: No

## See Also

For more information about using this API in one of the language-specific AWS SDKs, see the following:

- [AWS SDK for C++](#)
- [AWS SDK for Java V2](#)
- [AWS SDK for Ruby V3](#)

# DataResponse

The response to a DataQuery.

## Contents

### destination

The Region or Availability Zone that's the destination for the data query. For example, eu-west-1.

Type: String

Required: No

### id

The ID passed in the DataQuery.

Type: String

Required: No

### metric

The metric used for the network performance request.

Type: String

Valid Values: aggregate-latency

Required: No

### metricPointSet

A list of MetricPoint objects.

Type: Array of [MetricPoint](#) objects

Required: No

### period

The period used for the network performance request.

Type: String

Valid Values: five-minutes | fifteen-minutes | one-hour | three-hours | one-day | one-week

Required: No

### **source**

The Region or Availability Zone that's the source for the data query. For example, us-east-1.

Type: String

Required: No

### **statistic**

The statistic used for the network performance request.

Type: String

Valid Values: p50

Required: No

## **See Also**

For more information about using this API in one of the language-specific AWS SDKs, see the following:

- [AWS SDK for C++](#)
- [AWS SDK for Java V2](#)
- [AWS SDK for Ruby V3](#)

# DeleteFleetError

Describes an EC2 Fleet error.

## Contents

### code

The error code.

Type: String

Valid Values: `fleetIdDoesNotExist` | `fleetIdMalformed` | `fleetNotInDeletableState` | `unexpectedError`

Required: No

### message

The description for the error code.

Type: String

Required: No

## See Also

For more information about using this API in one of the language-specific AWS SDKs, see the following:

- [AWS SDK for C++](#)
- [AWS SDK for Java V2](#)
- [AWS SDK for Ruby V3](#)

# DeleteFleetErrorItem

Describes an EC2 Fleet that was not successfully deleted.

## Contents

### error

The error.

Type: [DeleteFleetError](#) object

Required: No

### fleetId

The ID of the EC2 Fleet.

Type: String

Required: No

## See Also

For more information about using this API in one of the language-specific AWS SDKs, see the following:

- [AWS SDK for C++](#)
- [AWS SDK for Java V2](#)
- [AWS SDK for Ruby V3](#)

# DeleteFleetSuccessItem

Describes an EC2 Fleet that was successfully deleted.

## Contents

### currentFleetState

The current state of the EC2 Fleet.

Type: String

Valid Values: `submitted` | `active` | `deleted` | `failed` | `deleted_running` | `deleted_terminating` | `modifying`

Required: No

### fleetId

The ID of the EC2 Fleet.

Type: String

Required: No

### previousFleetState

The previous state of the EC2 Fleet.

Type: String

Valid Values: `submitted` | `active` | `deleted` | `failed` | `deleted_running` | `deleted_terminating` | `modifying`

Required: No

## See Also

For more information about using this API in one of the language-specific AWS SDKs, see the following:

- [AWS SDK for C++](#)

- [AWS SDK for Java V2](#)
- [AWS SDK for Ruby V3](#)

# DeleteLaunchTemplateVersionsResponseErrorItem

Describes a launch template version that could not be deleted.

## Contents

### launchTemplateId

The ID of the launch template.

Type: String

Required: No

### launchTemplateName

The name of the launch template.

Type: String

Required: No

### responseError

Information about the error.

Type: [ResponseError](#) object

Required: No

### versionNumber

The version number of the launch template.

Type: Long

Required: No

## See Also

For more information about using this API in one of the language-specific AWS SDKs, see the following:

- [AWS SDK for C++](#)



- [AWS SDK for Java V2](#)
- [AWS SDK for Ruby V3](#)

# DeleteLaunchTemplateVersionsResponseSuccessItem

Describes a launch template version that was successfully deleted.

## Contents

### launchTemplateId

The ID of the launch template.

Type: String

Required: No

### launchTemplateName

The name of the launch template.

Type: String

Required: No

### versionNumber

The version number of the launch template.

Type: Long

Required: No

## See Also

For more information about using this API in one of the language-specific AWS SDKs, see the following:

- [AWS SDK for C++](#)
- [AWS SDK for Java V2](#)
- [AWS SDK for Ruby V3](#)

# DeleteQueuedReservedInstancesError

Describes the error for a Reserved Instance whose queued purchase could not be deleted.

## Contents

### code

The error code.

Type: String

Valid Values: reserved-instances-id-invalid | reserved-instances-not-in-queued-state | unexpected-error

Required: No

### message

The error message.

Type: String

Required: No

## See Also

For more information about using this API in one of the language-specific AWS SDKs, see the following:

- [AWS SDK for C++](#)
- [AWS SDK for Java V2](#)
- [AWS SDK for Ruby V3](#)

# DeregisterInstanceTagAttributeRequest

Information about the tag keys to deregister for the current Region. You can either specify individual tag keys or deregister all tag keys in the current Region. You must specify either `IncludeAllTagsOfInstance` or `InstanceTagKeys` in the request

## Contents

### `IncludeAllTagsOfInstance`

Indicates whether to deregister all tag keys in the current Region. Specify `false` to deregister all tag keys.

Type: Boolean

Required: No

### `InstanceTagKeys`

Information about the tag keys to deregister.

Type: Array of strings

Required: No

## See Also

For more information about using this API in one of the language-specific AWS SDKs, see the following:

- [AWS SDK for C++](#)
- [AWS SDK for Java V2](#)
- [AWS SDK for Ruby V3](#)

# DescribeFastLaunchImagesSuccessItem

Describe details about a Windows image with Windows fast launch enabled that meets the requested criteria. Criteria are defined by the DescribeFastLaunchImages action filters.

## Contents

### imageId

The image ID that identifies the Windows fast launch enabled image.

Type: String

Required: No

### launchTemplate

The launch template that the Windows fast launch enabled AMI uses when it launches Windows instances from pre-provisioned snapshots.

Type: [FastLaunchLaunchTemplateSpecificationResponse](#) object

Required: No

### maxParallelLaunches

The maximum number of instances that Amazon EC2 can launch at the same time to create pre-provisioned snapshots for Windows fast launch.

Type: Integer

Required: No

### ownerId

The owner ID for the Windows fast launch enabled AMI.

Type: String

Required: No

### resourceType

The resource type that Amazon EC2 uses for pre-provisioning the Windows AMI. Supported values include: snapshot.

Type: String

Valid Values: snapshot

Required: No

### **snapshotConfiguration**

A group of parameters that are used for pre-provisioning the associated Windows AMI using snapshots.

Type: [FastLaunchSnapshotConfigurationResponse](#) object

Required: No

### **state**

The current state of Windows fast launch for the specified Windows AMI.

Type: String

Valid Values: enabling | enabling-failed | enabled | enabled-failed | disabling | disabling-failed

Required: No

### **stateTransitionReason**

The reason that Windows fast launch for the AMI changed to the current state.

Type: String

Required: No

### **stateTransitionTime**

The time that Windows fast launch for the AMI changed to the current state.

Type: Timestamp

Required: No

## **See Also**

For more information about using this API in one of the language-specific AWS SDKs, see the following:

- [AWS SDK for C++](#)
- [AWS SDK for Java V2](#)
- [AWS SDK for Ruby V3](#)

# DescribeFastSnapshotRestoreSuccessItem

Describes fast snapshot restores for a snapshot.

## Contents

### **availabilityZone**

The Availability Zone.

Type: String

Required: No

### **disabledTime**

The time at which fast snapshot restores entered the disabled state.

Type: Timestamp

Required: No

### **disablingTime**

The time at which fast snapshot restores entered the disabling state.

Type: Timestamp

Required: No

### **enabledTime**

The time at which fast snapshot restores entered the enabled state.

Type: Timestamp

Required: No

### **enablingTime**

The time at which fast snapshot restores entered the enabling state.

Type: Timestamp

Required: No



**optimizingTime**

The time at which fast snapshot restores entered the `optimizing` state.

Type: Timestamp

Required: No

**ownerAlias**

The AWS owner alias that enabled fast snapshot restores on the snapshot. This is intended for future use.

Type: String

Required: No

**ownerId**

The ID of the AWS account that enabled fast snapshot restores on the snapshot.

Type: String

Required: No

**snapshotId**

The ID of the snapshot.

Type: String

Required: No

**state**

The state of fast snapshot restores.

Type: String

Valid Values: `enabling` | `optimizing` | `enabled` | `disabling` | `disabled`

Required: No

**stateTransitionReason**

The reason for the state transition. The possible values are as follows:

- `Client.UserInitiated` - The state successfully transitioned to enabling or disabling.
- `Client.UserInitiated - Lifecycle state transition` - The state successfully transitioned to optimizing, enabled, or disabled.

Type: String

Required: No

## See Also

For more information about using this API in one of the language-specific AWS SDKs, see the following:

- [AWS SDK for C++](#)
- [AWS SDK for Java V2](#)
- [AWS SDK for Ruby V3](#)

# DescribeFleetError

Describes the instances that could not be launched by the fleet.

## Contents

### errorCode

The error code that indicates why the instance could not be launched. For more information about error codes, see [Error codes](#).

Type: String

Required: No

### errorMessage

The error message that describes why the instance could not be launched. For more information about error messages, see [Error codes](#).

Type: String

Required: No

### launchTemplateAndOverrides

The launch templates and overrides that were used for launching the instances. The values that you specify in the Overrides replace the values in the launch template.

Type: [LaunchTemplateAndOverridesResponse](#) object

Required: No

### lifecycle

Indicates if the instance that could not be launched was a Spot Instance or On-Demand Instance.

Type: String

Valid Values: spot | on-demand

Required: No

## See Also

For more information about using this API in one of the language-specific AWS SDKs, see the following:

- [AWS SDK for C++](#)
- [AWS SDK for Java V2](#)
- [AWS SDK for Ruby V3](#)

# DescribeFleetsInstances

Describes the instances that were launched by the fleet.

## Contents

### **instanceIds**

The IDs of the instances.

Type: Array of strings

Required: No

### **instanceType**

The instance type.

Type: String

Valid Values: a1.medium | a1.large | a1.xlarge | a1.2xlarge | a1.4xlarge | a1.metal | c1.medium | c1.xlarge | c3.large | c3.xlarge | c3.2xlarge | c3.4xlarge | c3.8xlarge | c4.large | c4.xlarge | c4.2xlarge | c4.4xlarge | c4.8xlarge | c5.large | c5.xlarge | c5.2xlarge | c5.4xlarge | c5.9xlarge | c5.12xlarge | c5.18xlarge | c5.24xlarge | c5.metal | c5a.large | c5a.xlarge | c5a.2xlarge | c5a.4xlarge | c5a.8xlarge | c5a.12xlarge | c5a.16xlarge | c5a.24xlarge | c5ad.large | c5ad.xlarge | c5ad.2xlarge | c5ad.4xlarge | c5ad.8xlarge | c5ad.12xlarge | c5ad.16xlarge | c5ad.24xlarge | c5d.large | c5d.xlarge | c5d.2xlarge | c5d.4xlarge | c5d.9xlarge | c5d.12xlarge | c5d.18xlarge | c5d.24xlarge | c5d.metal | c5n.large | c5n.xlarge | c5n.2xlarge | c5n.4xlarge | c5n.9xlarge | c5n.18xlarge | c5n.metal | c6g.medium | c6g.large | c6g.xlarge | c6g.2xlarge | c6g.4xlarge | c6g.8xlarge | c6g.12xlarge | c6g.16xlarge | c6g.metal | c6gd.medium | c6gd.large | c6gd.xlarge | c6gd.2xlarge | c6gd.4xlarge | c6gd.8xlarge | c6gd.12xlarge | c6gd.16xlarge | c6gd.metal | c6gn.medium | c6gn.large | c6gn.xlarge | c6gn.2xlarge | c6gn.4xlarge | c6gn.8xlarge | c6gn.12xlarge | c6gn.16xlarge | c6i.large | c6i.xlarge | c6i.2xlarge | c6i.4xlarge | c6i.8xlarge | c6i.12xlarge | c6i.16xlarge | c6i.24xlarge | c6i.32xlarge | c6i.metal | cc1.4xlarge | cc2.8xlarge | cg1.4xlarge | cr1.8xlarge

| d2.xlarge | d2.2xlarge | d2.4xlarge | d2.8xlarge | d3.xlarge |  
d3.2xlarge | d3.4xlarge | d3.8xlarge | d3en.xlarge | d3en.2xlarge  
| d3en.4xlarge | d3en.6xlarge | d3en.8xlarge | d3en.12xlarge |  
d11.24xlarge | f1.2xlarge | f1.4xlarge | f1.16xlarge | g2.2xlarge  
| g2.8xlarge | g3.4xlarge | g3.8xlarge | g3.16xlarge | g3s.xlarge |  
g4ad.xlarge | g4ad.2xlarge | g4ad.4xlarge | g4ad.8xlarge | g4ad.16xlarge  
| g4dn.xlarge | g4dn.2xlarge | g4dn.4xlarge | g4dn.8xlarge |  
g4dn.12xlarge | g4dn.16xlarge | g4dn.metal | g5.xlarge | g5.2xlarge  
| g5.4xlarge | g5.8xlarge | g5.12xlarge | g5.16xlarge | g5.24xlarge |  
g5.48xlarge | g5g.xlarge | g5g.2xlarge | g5g.4xlarge | g5g.8xlarge |  
g5g.16xlarge | g5g.metal | hi1.4xlarge | hpc6a.48xlarge | hs1.8xlarge  
| h1.2xlarge | h1.4xlarge | h1.8xlarge | h1.16xlarge | i2.xlarge  
| i2.2xlarge | i2.4xlarge | i2.8xlarge | i3.large | i3.xlarge |  
i3.2xlarge | i3.4xlarge | i3.8xlarge | i3.16xlarge | i3.metal |  
i3en.large | i3en.xlarge | i3en.2xlarge | i3en.3xlarge | i3en.6xlarge |  
i3en.12xlarge | i3en.24xlarge | i3en.metal | im4gn.large | im4gn.xlarge  
| im4gn.2xlarge | im4gn.4xlarge | im4gn.8xlarge | im4gn.16xlarge  
| inf1.xlarge | inf1.2xlarge | inf1.6xlarge | inf1.24xlarge |  
is4gen.medium | is4gen.large | is4gen.xlarge | is4gen.2xlarge |  
is4gen.4xlarge | is4gen.8xlarge | m1.small | m1.medium | m1.large  
| m1.xlarge | m2.xlarge | m2.2xlarge | m2.4xlarge | m3.medium |  
m3.large | m3.xlarge | m3.2xlarge | m4.large | m4.xlarge | m4.2xlarge  
| m4.4xlarge | m4.10xlarge | m4.16xlarge | m5.large | m5.xlarge |  
m5.2xlarge | m5.4xlarge | m5.8xlarge | m5.12xlarge | m5.16xlarge  
| m5.24xlarge | m5.metal | m5a.large | m5a.xlarge | m5a.2xlarge |  
m5a.4xlarge | m5a.8xlarge | m5a.12xlarge | m5a.16xlarge | m5a.24xlarge  
| m5ad.large | m5ad.xlarge | m5ad.2xlarge | m5ad.4xlarge | m5ad.8xlarge  
| m5ad.12xlarge | m5ad.16xlarge | m5ad.24xlarge | m5d.large | m5d.xlarge  
| m5d.2xlarge | m5d.4xlarge | m5d.8xlarge | m5d.12xlarge | m5d.16xlarge  
| m5d.24xlarge | m5d.metal | m5dn.large | m5dn.xlarge | m5dn.2xlarge  
| m5dn.4xlarge | m5dn.8xlarge | m5dn.12xlarge | m5dn.16xlarge |  
m5dn.24xlarge | m5dn.metal | m5n.large | m5n.xlarge | m5n.2xlarge |  
m5n.4xlarge | m5n.8xlarge | m5n.12xlarge | m5n.16xlarge | m5n.24xlarge  
| m5n.metal | m5zn.large | m5zn.xlarge | m5zn.2xlarge | m5zn.3xlarge  
| m5zn.6xlarge | m5zn.12xlarge | m5zn.metal | m6a.large | m6a.xlarge |  
m6a.2xlarge | m6a.4xlarge | m6a.8xlarge | m6a.12xlarge | m6a.16xlarge

| m6a.24xlarge | m6a.32xlarge | m6a.48xlarge | m6g.metal | m6g.medium  
| m6g.large | m6g.xlarge | m6g.2xlarge | m6g.4xlarge | m6g.8xlarge |  
m6g.12xlarge | m6g.16xlarge | m6gd.metal | m6gd.medium | m6gd.large |  
m6gd.xlarge | m6gd.2xlarge | m6gd.4xlarge | m6gd.8xlarge | m6gd.12xlarge  
| m6gd.16xlarge | m6i.large | m6i.xlarge | m6i.2xlarge | m6i.4xlarge |  
m6i.8xlarge | m6i.12xlarge | m6i.16xlarge | m6i.24xlarge | m6i.32xlarge  
| m6i.metal | mac1.metal | p2.xlarge | p2.8xlarge | p2.16xlarge |  
p3.2xlarge | p3.8xlarge | p3.16xlarge | p3dn.24xlarge | p4d.24xlarge |  
r3.large | r3.xlarge | r3.2xlarge | r3.4xlarge | r3.8xlarge | r4.large  
| r4.xlarge | r4.2xlarge | r4.4xlarge | r4.8xlarge | r4.16xlarge  
| r5.large | r5.xlarge | r5.2xlarge | r5.4xlarge | r5.8xlarge |  
r5.12xlarge | r5.16xlarge | r5.24xlarge | r5.metal | r5a.large |  
r5a.xlarge | r5a.2xlarge | r5a.4xlarge | r5a.8xlarge | r5a.12xlarge |  
r5a.16xlarge | r5a.24xlarge | r5ad.large | r5ad.xlarge | r5ad.2xlarge  
| r5ad.4xlarge | r5ad.8xlarge | r5ad.12xlarge | r5ad.16xlarge |  
r5ad.24xlarge | r5b.large | r5b.xlarge | r5b.2xlarge | r5b.4xlarge |  
r5b.8xlarge | r5b.12xlarge | r5b.16xlarge | r5b.24xlarge | r5b.metal  
| r5d.large | r5d.xlarge | r5d.2xlarge | r5d.4xlarge | r5d.8xlarge |  
r5d.12xlarge | r5d.16xlarge | r5d.24xlarge | r5d.metal | r5dn.large |  
r5dn.xlarge | r5dn.2xlarge | r5dn.4xlarge | r5dn.8xlarge | r5dn.12xlarge  
| r5dn.16xlarge | r5dn.24xlarge | r5dn.metal | r5n.large | r5n.xlarge  
| r5n.2xlarge | r5n.4xlarge | r5n.8xlarge | r5n.12xlarge | r5n.16xlarge  
| r5n.24xlarge | r5n.metal | r6g.medium | r6g.large | r6g.xlarge |  
r6g.2xlarge | r6g.4xlarge | r6g.8xlarge | r6g.12xlarge | r6g.16xlarge  
| r6g.metal | r6gd.medium | r6gd.large | r6gd.xlarge | r6gd.2xlarge  
| r6gd.4xlarge | r6gd.8xlarge | r6gd.12xlarge | r6gd.16xlarge |  
r6gd.metal | r6i.large | r6i.xlarge | r6i.2xlarge | r6i.4xlarge |  
r6i.8xlarge | r6i.12xlarge | r6i.16xlarge | r6i.24xlarge | r6i.32xlarge  
| r6i.metal | t1.micro | t2.nano | t2.micro | t2.small | t2.medium |  
t2.large | t2.xlarge | t2.2xlarge | t3.nano | t3.micro | t3.small |  
t3.medium | t3.large | t3.xlarge | t3.2xlarge | t3a.nano | t3a.micro  
| t3a.small | t3a.medium | t3a.large | t3a.xlarge | t3a.2xlarge |  
t4g.nano | t4g.micro | t4g.small | t4g.medium | t4g.large | t4g.xlarge  
| t4g.2xlarge | u-6tb1.56xlarge | u-6tb1.112xlarge | u-9tb1.112xlarge  
| u-12tb1.112xlarge | u-6tb1.metal | u-9tb1.metal | u-12tb1.metal |  
u-18tb1.metal | u-24tb1.metal | vt1.3xlarge | vt1.6xlarge | vt1.24xlarge

| x1.16xlarge | x1.32xlarge | x1e.xlarge | x1e.2xlarge | x1e.4xlarge  
| x1e.8xlarge | x1e.16xlarge | x1e.32xlarge | x2iezn.2xlarge |  
x2iezn.4xlarge | x2iezn.6xlarge | x2iezn.8xlarge | x2iezn.12xlarge |  
x2iezn.metal | x2gd.medium | x2gd.large | x2gd.xlarge | x2gd.2xlarge  
| x2gd.4xlarge | x2gd.8xlarge | x2gd.12xlarge | x2gd.16xlarge |  
x2gd.metal | z1d.large | z1d.xlarge | z1d.2xlarge | z1d.3xlarge |  
z1d.6xlarge | z1d.12xlarge | z1d.metal | x2idn.16xlarge | x2idn.24xlarge  
| x2idn.32xlarge | x2iedn.xlarge | x2iedn.2xlarge | x2iedn.4xlarge |  
x2iedn.8xlarge | x2iedn.16xlarge | x2iedn.24xlarge | x2iedn.32xlarge  
| c6a.large | c6a.xlarge | c6a.2xlarge | c6a.4xlarge | c6a.8xlarge |  
c6a.12xlarge | c6a.16xlarge | c6a.24xlarge | c6a.32xlarge | c6a.48xlarge  
| c6a.metal | m6a.metal | i4i.large | i4i.xlarge | i4i.2xlarge |  
i4i.4xlarge | i4i.8xlarge | i4i.16xlarge | i4i.32xlarge | i4i.metal  
| x2idn.metal | x2iedn.metal | c7g.medium | c7g.large | c7g.xlarge |  
c7g.2xlarge | c7g.4xlarge | c7g.8xlarge | c7g.12xlarge | c7g.16xlarge  
| mac2.metal | c6id.large | c6id.xlarge | c6id.2xlarge | c6id.4xlarge  
| c6id.8xlarge | c6id.12xlarge | c6id.16xlarge | c6id.24xlarge |  
c6id.32xlarge | c6id.metal | m6id.large | m6id.xlarge | m6id.2xlarge  
| m6id.4xlarge | m6id.8xlarge | m6id.12xlarge | m6id.16xlarge |  
m6id.24xlarge | m6id.32xlarge | m6id.metal | r6id.large | r6id.xlarge  
| r6id.2xlarge | r6id.4xlarge | r6id.8xlarge | r6id.12xlarge |  
r6id.16xlarge | r6id.24xlarge | r6id.32xlarge | r6id.metal | r6a.large  
| r6a.xlarge | r6a.2xlarge | r6a.4xlarge | r6a.8xlarge | r6a.12xlarge  
| r6a.16xlarge | r6a.24xlarge | r6a.32xlarge | r6a.48xlarge |  
r6a.metal | p4de.24xlarge | u-3tb1.56xlarge | u-18tb1.112xlarge |  
u-24tb1.112xlarge | trn1.2xlarge | trn1.32xlarge | hpc6id.32xlarge |  
c6in.large | c6in.xlarge | c6in.2xlarge | c6in.4xlarge | c6in.8xlarge  
| c6in.12xlarge | c6in.16xlarge | c6in.24xlarge | c6in.32xlarge |  
m6in.large | m6in.xlarge | m6in.2xlarge | m6in.4xlarge | m6in.8xlarge  
| m6in.12xlarge | m6in.16xlarge | m6in.24xlarge | m6in.32xlarge  
| m6idn.large | m6idn.xlarge | m6idn.2xlarge | m6idn.4xlarge |  
m6idn.8xlarge | m6idn.12xlarge | m6idn.16xlarge | m6idn.24xlarge |  
m6idn.32xlarge | r6in.large | r6in.xlarge | r6in.2xlarge | r6in.4xlarge  
| r6in.8xlarge | r6in.12xlarge | r6in.16xlarge | r6in.24xlarge  
| r6in.32xlarge | r6idn.large | r6idn.xlarge | r6idn.2xlarge |  
r6idn.4xlarge | r6idn.8xlarge | r6idn.12xlarge | r6idn.16xlarge |



r6idn.24xlarge | r6idn.32xlarge | c7g.metal | m7g.medium | m7g.large  
| m7g.xlarge | m7g.2xlarge | m7g.4xlarge | m7g.8xlarge | m7g.12xlarge  
| m7g.16xlarge | m7g.metal | r7g.medium | r7g.large | r7g.xlarge |  
r7g.2xlarge | r7g.4xlarge | r7g.8xlarge | r7g.12xlarge | r7g.16xlarge  
| r7g.metal | c6in.metal | m6in.metal | m6idn.metal | r6in.metal |  
r6idn.metal | inf2.xlarge | inf2.8xlarge | inf2.24xlarge | inf2.48xlarge  
| trn1n.32xlarge | i4g.large | i4g.xlarge | i4g.2xlarge | i4g.4xlarge  
| i4g.8xlarge | i4g.16xlarge | hpc7g.4xlarge | hpc7g.8xlarge |  
hpc7g.16xlarge | c7gn.medium | c7gn.large | c7gn.xlarge | c7gn.2xlarge  
| c7gn.4xlarge | c7gn.8xlarge | c7gn.12xlarge | c7gn.16xlarge |  
p5.48xlarge | m7i.large | m7i.xlarge | m7i.2xlarge | m7i.4xlarge |  
m7i.8xlarge | m7i.12xlarge | m7i.16xlarge | m7i.24xlarge | m7i.48xlarge  
| m7i-flex.large | m7i-flex.xlarge | m7i-flex.2xlarge | m7i-flex.4xlarge  
| m7i-flex.8xlarge | m7a.medium | m7a.large | m7a.xlarge | m7a.2xlarge |  
m7a.4xlarge | m7a.8xlarge | m7a.12xlarge | m7a.16xlarge | m7a.24xlarge  
| m7a.32xlarge | m7a.48xlarge | m7a.metal-48xl | hpc7a.12xlarge |  
hpc7a.24xlarge | hpc7a.48xlarge | hpc7a.96xlarge | c7gd.medium |  
c7gd.large | c7gd.xlarge | c7gd.2xlarge | c7gd.4xlarge | c7gd.8xlarge |  
c7gd.12xlarge | c7gd.16xlarge | m7gd.medium | m7gd.large | m7gd.xlarge  
| m7gd.2xlarge | m7gd.4xlarge | m7gd.8xlarge | m7gd.12xlarge |  
m7gd.16xlarge | r7gd.medium | r7gd.large | r7gd.xlarge | r7gd.2xlarge |  
r7gd.4xlarge | r7gd.8xlarge | r7gd.12xlarge | r7gd.16xlarge | r7a.medium  
| r7a.large | r7a.xlarge | r7a.2xlarge | r7a.4xlarge | r7a.8xlarge |  
r7a.12xlarge | r7a.16xlarge | r7a.24xlarge | r7a.32xlarge | r7a.48xlarge  
| c7i.large | c7i.xlarge | c7i.2xlarge | c7i.4xlarge | c7i.8xlarge  
| c7i.12xlarge | c7i.16xlarge | c7i.24xlarge | c7i.48xlarge | mac2-  
m2pro.metal | r7iz.large | r7iz.xlarge | r7iz.2xlarge | r7iz.4xlarge  
| r7iz.8xlarge | r7iz.12xlarge | r7iz.16xlarge | r7iz.32xlarge |  
c7a.medium | c7a.large | c7a.xlarge | c7a.2xlarge | c7a.4xlarge |  
c7a.8xlarge | c7a.12xlarge | c7a.16xlarge | c7a.24xlarge | c7a.32xlarge  
| c7a.48xlarge | c7a.metal-48xl | r7a.metal-48xl | r7i.large |  
r7i.xlarge | r7i.2xlarge | r7i.4xlarge | r7i.8xlarge | r7i.12xlarge  
| r7i.16xlarge | r7i.24xlarge | r7i.48xlarge | dl2q.24xlarge | mac2-  
m2.metal | i4i.12xlarge | i4i.24xlarge | c7i.metal-24xl | c7i.metal-48xl  
| m7i.metal-24xl | m7i.metal-48xl | r7i.metal-24xl | r7i.metal-48xl |  
r7iz.metal-16xl | r7iz.metal-32xl | c7gd.metal | m7gd.metal | r7gd.metal

| g6.xlarge | g6.2xlarge | g6.4xlarge | g6.8xlarge | g6.12xlarge |  
g6.16xlarge | g6.24xlarge | g6.48xlarge | gr6.4xlarge | gr6.8xlarge |  
c7i-flex.large | c7i-flex.xlarge | c7i-flex.2xlarge | c7i-flex.4xlarge  
| c7i-flex.8xlarge | u7i-12tb.224xlarge | u7in-16tb.224xlarge |  
u7in-24tb.224xlarge | u7in-32tb.224xlarge | u7ib-12tb.224xlarge |  
c7gn.metal | r8g.medium | r8g.large | r8g.xlarge | r8g.2xlarge |  
r8g.4xlarge | r8g.8xlarge | r8g.12xlarge | r8g.16xlarge | r8g.24xlarge |  
r8g.48xlarge | r8g.metal-24x1 | r8g.metal-48x1 | mac2-m1ultra.metal

Required: No

### **launchTemplateAndOverrides**

The launch templates and overrides that were used for launching the instances. The values that you specify in the Overrides replace the values in the launch template.

Type: [LaunchTemplateAndOverridesResponse](#) object

Required: No

### **lifecycle**

Indicates if the instance that was launched is a Spot Instance or On-Demand Instance.

Type: String

Valid Values: spot | on-demand

Required: No

### **platform**

The value is `Windows` for Windows instances. Otherwise, the value is blank.

Type: String

Valid Values: Windows

Required: No

## **See Also**

For more information about using this API in one of the language-specific AWS SDKs, see the following:

- [AWS SDK for C++](#)
- [AWS SDK for Java V2](#)
- [AWS SDK for Ruby V3](#)

# DestinationOptionsRequest

Describes the destination options for a flow log.

## Contents

### FileFormat

The format for the flow log. The default is `plain-text`.

Type: String

Valid Values: `plain-text` | `parquet`

Required: No

### HiveCompatiblePartitions

Indicates whether to use Hive-compatible prefixes for flow logs stored in Amazon S3. The default is `false`.

Type: Boolean

Required: No

### PerHourPartition

Indicates whether to partition the flow log per hour. This reduces the cost and response time for queries. The default is `false`.

Type: Boolean

Required: No

## See Also

For more information about using this API in one of the language-specific AWS SDKs, see the following:

- [AWS SDK for C++](#)
- [AWS SDK for Java V2](#)
- [AWS SDK for Ruby V3](#)



# DestinationOptionsResponse

Describes the destination options for a flow log.

## Contents

### fileFormat

The format for the flow log.

Type: String

Valid Values: plain-text | parquet

Required: No

### hiveCompatiblePartitions

Indicates whether to use Hive-compatible prefixes for flow logs stored in Amazon S3.

Type: Boolean

Required: No

### perHourPartition

Indicates whether to partition the flow log per hour.

Type: Boolean

Required: No

## See Also

For more information about using this API in one of the language-specific AWS SDKs, see the following:

- [AWS SDK for C++](#)
- [AWS SDK for Java V2](#)
- [AWS SDK for Ruby V3](#)

# DeviceOptions

Describes the options for an AWS Verified Access device-identity based trust provider.

## Contents

### **publicSigningKeyUrl**

The URL AWS Verified Access will use to verify the authenticity of the device tokens.

Type: String

Required: No

### **tenantId**

The ID of the tenant application with the device-identity provider.

Type: String

Required: No

## See Also

For more information about using this API in one of the language-specific AWS SDKs, see the following:

- [AWS SDK for C++](#)
- [AWS SDK for Java V2](#)
- [AWS SDK for Ruby V3](#)

# DhcpConfiguration

Describes a DHCP configuration option.

## Contents

### key

The name of a DHCP option.

Type: String

Required: No

### valueSet

The values for the DHCP option.

Type: Array of [AttributeValue](#) objects

Required: No

## See Also

For more information about using this API in one of the language-specific AWS SDKs, see the following:

- [AWS SDK for C++](#)
- [AWS SDK for Java V2](#)
- [AWS SDK for Ruby V3](#)



# DhcpOptions

The set of DHCP options.

## Contents

### **dhcpConfigurationSet**

The DHCP options in the set.

Type: Array of [DhcpConfiguration](#) objects

Required: No

### **dhcpOptionsId**

The ID of the set of DHCP options.

Type: String

Required: No

### **ownerId**

The ID of the AWS account that owns the DHCP options set.

Type: String

Required: No

### **tagSet**

Any tags assigned to the DHCP options set.

Type: Array of [Tag](#) objects

Required: No

## See Also

For more information about using this API in one of the language-specific AWS SDKs, see the following:

- [AWS SDK for C++](#)

- [AWS SDK for Java V2](#)
- [AWS SDK for Ruby V3](#)

# DirectoryServiceAuthentication

Describes an Active Directory.

## Contents

### directoryId

The ID of the Active Directory used for authentication.

Type: String

Required: No

## See Also

For more information about using this API in one of the language-specific AWS SDKs, see the following:

- [AWS SDK for C++](#)
- [AWS SDK for Java V2](#)
- [AWS SDK for Ruby V3](#)

# DirectoryServiceAuthenticationRequest

Describes the Active Directory to be used for client authentication.

## Contents

### DirectoryId

The ID of the Active Directory to be used for authentication.

Type: String

Required: No

## See Also

For more information about using this API in one of the language-specific AWS SDKs, see the following:

- [AWS SDK for C++](#)
- [AWS SDK for Java V2](#)
- [AWS SDK for Ruby V3](#)

# DisableFastSnapshotRestoreErrorItem

Contains information about the errors that occurred when disabling fast snapshot restores.

## Contents

### fastSnapshotRestoreStateErrorSet

The errors.

Type: Array of [DisableFastSnapshotRestoreStateErrorItem](#) objects

Required: No

### snapshotId

The ID of the snapshot.

Type: String

Required: No

## See Also

For more information about using this API in one of the language-specific AWS SDKs, see the following:

- [AWS SDK for C++](#)
- [AWS SDK for Java V2](#)
- [AWS SDK for Ruby V3](#)

# DisableFastSnapshotRestoreStateError

Describes an error that occurred when disabling fast snapshot restores.

## Contents

### code

The error code.

Type: String

Required: No

### message

The error message.

Type: String

Required: No

## See Also

For more information about using this API in one of the language-specific AWS SDKs, see the following:

- [AWS SDK for C++](#)
- [AWS SDK for Java V2](#)
- [AWS SDK for Ruby V3](#)

# DisableFastSnapshotRestoreStateErrorItem

Contains information about an error that occurred when disabling fast snapshot restores.

## Contents

### availabilityZone

The Availability Zone.

Type: String

Required: No

### error

The error.

Type: [DisableFastSnapshotRestoreStateError](#) object

Required: No

## See Also

For more information about using this API in one of the language-specific AWS SDKs, see the following:

- [AWS SDK for C++](#)
- [AWS SDK for Java V2](#)
- [AWS SDK for Ruby V3](#)

# DisableFastSnapshotRestoreSuccessItem

Describes fast snapshot restores that were successfully disabled.

## Contents

### **availabilityZone**

The Availability Zone.

Type: String

Required: No

### **disabledTime**

The time at which fast snapshot restores entered the disabled state.

Type: Timestamp

Required: No

### **disablingTime**

The time at which fast snapshot restores entered the disabling state.

Type: Timestamp

Required: No

### **enabledTime**

The time at which fast snapshot restores entered the enabled state.

Type: Timestamp

Required: No

### **enablingTime**

The time at which fast snapshot restores entered the enabling state.

Type: Timestamp

Required: No



**optimizingTime**

The time at which fast snapshot restores entered the `optimizing` state.

Type: Timestamp

Required: No

**ownerAlias**

The AWS owner alias that enabled fast snapshot restores on the snapshot. This is intended for future use.

Type: String

Required: No

**ownerId**

The ID of the AWS account that enabled fast snapshot restores on the snapshot.

Type: String

Required: No

**snapshotId**

The ID of the snapshot.

Type: String

Required: No

**state**

The state of fast snapshot restores for the snapshot.

Type: String

Valid Values: `enabling` | `optimizing` | `enabled` | `disabling` | `disabled`

Required: No

**stateTransitionReason**

The reason for the state transition. The possible values are as follows:

- `Client.UserInitiated` - The state successfully transitioned to enabling or disabling.
- `Client.UserInitiated - Lifecycle state transition` - The state successfully transitioned to optimizing, enabled, or disabled.

Type: String

Required: No

## See Also

For more information about using this API in one of the language-specific AWS SDKs, see the following:

- [AWS SDK for C++](#)
- [AWS SDK for Java V2](#)
- [AWS SDK for Ruby V3](#)

# DiskImage

Describes a disk image.

## Contents

### Description

A description of the disk image.

Type: String

Required: No

### Image

Information about the disk image.

Type: [DiskImageDetail](#) object

Required: No

### Volume

Information about the volume.

Type: [VolumeDetail](#) object

Required: No

## See Also

For more information about using this API in one of the language-specific AWS SDKs, see the following:

- [AWS SDK for C++](#)
- [AWS SDK for Java V2](#)
- [AWS SDK for Ruby V3](#)

# DiskImageDescription

Describes a disk image.

## Contents

### checksum

The checksum computed for the disk image.

Type: String

Required: No

### format

The disk image format.

Type: String

Valid Values: VMDK | RAW | VHD

Required: No

### importManifestUrl

A presigned URL for the import manifest stored in Amazon S3. For information about creating a presigned URL for an Amazon S3 object, read the "Query String Request Authentication Alternative" section of the [Authenticating REST Requests](#) topic in the *Amazon Simple Storage Service Developer Guide*.

For information about the import manifest referenced by this API action, see [VM Import Manifest](#).

Type: String

Required: No

### size

The size of the disk image, in GiB.

Type: Long

Required: No

## See Also

For more information about using this API in one of the language-specific AWS SDKs, see the following:

- [AWS SDK for C++](#)
- [AWS SDK for Java V2](#)
- [AWS SDK for Ruby V3](#)

# DiskImageDetail

Describes a disk image.

## Contents

### Bytes

The size of the disk image, in GiB.

Type: Long

Required: Yes

### Format

The disk image format.

Type: String

Valid Values: VMDK | RAW | VHD

Required: Yes

### ImportManifestUrl

A presigned URL for the import manifest stored in Amazon S3 and presented here as an Amazon S3 presigned URL. For information about creating a presigned URL for an Amazon S3 object, read the "Query String Request Authentication Alternative" section of the [Authenticating REST Requests](#) topic in the *Amazon Simple Storage Service Developer Guide*.

For information about the import manifest referenced by this API action, see [VM Import Manifest](#).

Type: String

Required: Yes

## See Also

For more information about using this API in one of the language-specific AWS SDKs, see the following:

- [AWS SDK for C++](#)
- [AWS SDK for Java V2](#)
- [AWS SDK for Ruby V3](#)

# DiskImageVolumeDescription

Describes a disk image volume.

## Contents

### id

The volume identifier.

Type: String

Required: No

### size

The size of the volume, in GiB.

Type: Long

Required: No

## See Also

For more information about using this API in one of the language-specific AWS SDKs, see the following:

- [AWS SDK for C++](#)
- [AWS SDK for Java V2](#)
- [AWS SDK for Ruby V3](#)



# DiskInfo

Describes a disk.

## Contents

### count

The number of disks with this configuration.

Type: Integer

Required: No

### sizeInGB

The size of the disk in GB.

Type: Long

Required: No

### type

The type of disk.

Type: String

Valid Values: hdd | ssd

Required: No

## See Also

For more information about using this API in one of the language-specific AWS SDKs, see the following:

- [AWS SDK for C++](#)
- [AWS SDK for Java V2](#)
- [AWS SDK for Ruby V3](#)

# DnsEntry

Describes a DNS entry.

## Contents

### **dnsName**

The DNS name.

Type: String

Required: No

### **hostedZoneId**

The ID of the private hosted zone.

Type: String

Required: No

## See Also

For more information about using this API in one of the language-specific AWS SDKs, see the following:

- [AWS SDK for C++](#)
- [AWS SDK for Java V2](#)
- [AWS SDK for Ruby V3](#)

# DnsOptions

Describes the DNS options for an endpoint.

## Contents

### **dnsRecordIpType**

The DNS records created for the endpoint.

Type: String

Valid Values: ipv4 | dualstack | ipv6 | service-defined

Required: No

### **privateDnsOnlyForInboundResolverEndpoint**

Indicates whether to enable private DNS only for inbound endpoints.

Type: Boolean

Required: No

## See Also

For more information about using this API in one of the language-specific AWS SDKs, see the following:

- [AWS SDK for C++](#)
- [AWS SDK for Java V2](#)
- [AWS SDK for Ruby V3](#)

# DnsOptionsSpecification

Describes the DNS options for an endpoint.

## Contents

### DnsRecordIpType

The DNS records created for the endpoint.

Type: String

Valid Values: `ipv4` | `dualstack` | `ipv6` | `service-defined`

Required: No

### PrivateDnsOnlyForInboundResolverEndpoint

Indicates whether to enable private DNS only for inbound endpoints. This option is available only for services that support both gateway and interface endpoints. It routes traffic that originates from the VPC to the gateway endpoint and traffic that originates from on-premises to the interface endpoint.

Type: Boolean

Required: No

## See Also

For more information about using this API in one of the language-specific AWS SDKs, see the following:

- [AWS SDK for C++](#)
- [AWS SDK for Java V2](#)
- [AWS SDK for Ruby V3](#)

# DnsServersOptionsModifyStructure

Information about the DNS server to be used.

## Contents

### CustomDnsServers

The IPv4 address range, in CIDR notation, of the DNS servers to be used. You can specify up to two DNS servers. Ensure that the DNS servers can be reached by the clients. The specified values overwrite the existing values.

Type: Array of strings

Required: No

### Enabled

Indicates whether DNS servers should be used. Specify `False` to delete the existing DNS servers.

Type: Boolean

Required: No

## See Also

For more information about using this API in one of the language-specific AWS SDKs, see the following:

- [AWS SDK for C++](#)
- [AWS SDK for Java V2](#)
- [AWS SDK for Ruby V3](#)

# EbsBlockDevice

Describes a block device for an EBS volume.

## Contents

### DeleteOnTermination (request), `deleteOnTermination` (response)

Indicates whether the EBS volume is deleted on instance termination. For more information, see [Preserving Amazon EBS volumes on instance termination](#) in the *Amazon EC2 User Guide*.

Type: Boolean

Required: No

### Encrypted (request), `encrypted` (response)

Indicates whether the encryption state of an EBS volume is changed while being restored from a backing snapshot. The effect of setting the encryption state to `true` depends on the volume origin (new or from a snapshot), starting encryption state, ownership, and whether encryption by default is enabled. For more information, see [Amazon EBS encryption](#) in the *Amazon EBS User Guide*.

In no case can you remove encryption from an encrypted volume.

Encrypted volumes can only be attached to instances that support Amazon EBS encryption. For more information, see [Supported instance types](#).

This parameter is not returned by [DescribeImageAttribute](#).

For [CreateImage](#) and [RegisterImage](#), whether you can include this parameter, and the allowed values differ depending on the type of block device mapping you are creating.

- If you are creating a block device mapping for a **new (empty) volume**, you can include this parameter, and specify either `true` for an encrypted volume, or `false` for an unencrypted volume. If you omit this parameter, it defaults to `false` (unencrypted).
- If you are creating a block device mapping from an **existing encrypted or unencrypted snapshot**, you must omit this parameter. If you include this parameter, the request will fail, regardless of the value that you specify.
- If you are creating a block device mapping from an **existing unencrypted volume**, you can include this parameter, but you must specify `false`. If you specify `true`, the request will fail. In this case, we recommend that you omit the parameter.

- If you are creating a block device mapping from an **existing encrypted volume**, you can include this parameter, and specify either `true` or `false`. However, if you specify `false`, the parameter is ignored and the block device mapping is always encrypted. In this case, we recommend that you omit the parameter.

Type: Boolean

Required: No

**iops** (request), **iops** (response)

The number of I/O operations per second (IOPS). For `gp3`, `io1`, and `io2` volumes, this represents the number of IOPS that are provisioned for the volume. For `gp2` volumes, this represents the baseline performance of the volume and the rate at which the volume accumulates I/O credits for bursting.

The following are the supported values for each volume type:

- `gp3`: 3,000 - 16,000 IOPS
- `io1`: 100 - 64,000 IOPS
- `io2`: 100 - 256,000 IOPS

For `io2` volumes, you can achieve up to 256,000 IOPS on [instances built on the Nitro System](#). On other instances, you can achieve performance up to 32,000 IOPS.

This parameter is required for `io1` and `io2` volumes. The default for `gp3` volumes is 3,000 IOPS.

Type: Integer

Required: No

**KmsKeyId** (request), **kmsKeyId** (response)

Identifier (key ID, key alias, ID ARN, or alias ARN) for a customer managed CMK under which the EBS volume is encrypted.

This parameter is only supported on `BlockDeviceMapping` objects called by [RunInstances](#), [RequestSpotFleet](#), and [RequestSpotInstances](#).

Type: String

Required: No

**OutpostArn** (request), **outpostArn** (response)

The ARN of the Outpost on which the snapshot is stored.

This parameter is not supported when using [CreateImage](#).

Type: String

Required: No

**SnapshotId** (request), **snapshotId** (response)

The ID of the snapshot.

Type: String

Required: No

**Throughput** (request), **throughput** (response)

The throughput that the volume supports, in MiB/s.

This parameter is valid only for gp3 volumes.

Valid Range: Minimum value of 125. Maximum value of 1000.

Type: Integer

Required: No

**VolumeSize** (request), **volumeSize** (response)

The size of the volume, in GiBs. You must specify either a snapshot ID or a volume size. If you specify a snapshot, the default is the snapshot size. You can specify a volume size that is equal to or larger than the snapshot size.

The following are the supported sizes for each volume type:

- gp2 and gp3: 1 - 16,384 GiB
- io1: 4 - 16,384 GiB
- io2: 4 - 65,536 GiB
- st1 and sc1: 125 - 16,384 GiB
- standard: 1 - 1024 GiB



Type: Integer

Required: No

**VolumeType** (request), **volumeType** (response)

The volume type. For more information, see [Amazon EBS volume types](#) in the *Amazon EBS User Guide*.

Type: String

Valid Values: standard | io1 | io2 | gp2 | sc1 | st1 | gp3

Required: No

## See Also

For more information about using this API in one of the language-specific AWS SDKs, see the following:

- [AWS SDK for C++](#)
- [AWS SDK for Java V2](#)
- [AWS SDK for Ruby V3](#)

# EbsInfo

Describes the Amazon EBS features supported by the instance type.

## Contents

### **ebsOptimizedInfo**

Describes the optimized EBS performance for the instance type.

Type: [EbsOptimizedInfo](#) object

Required: No

### **ebsOptimizedSupport**

Indicates whether the instance type is Amazon EBS-optimized. For more information, see [Amazon EBS-optimized instances](#) in *Amazon EC2 User Guide*.

Type: String

Valid Values: `unsupported` | `supported` | `default`

Required: No

### **encryptionSupport**

Indicates whether Amazon EBS encryption is supported.

Type: String

Valid Values: `unsupported` | `supported`

Required: No

### **nvmeSupport**

Indicates whether non-volatile memory express (NVMe) is supported.

Type: String

Valid Values: `unsupported` | `supported` | `required`

Required: No

## See Also

For more information about using this API in one of the language-specific AWS SDKs, see the following:

- [AWS SDK for C++](#)
- [AWS SDK for Java V2](#)
- [AWS SDK for Ruby V3](#)

# EbsInstanceBlockDevice

Describes a parameter used to set up an EBS volume in a block device mapping.

## Contents

### **associatedResource**

The ARN of the Amazon ECS or Fargate task to which the volume is attached.

Type: String

Required: No

### **attachTime**

The time stamp when the attachment initiated.

Type: Timestamp

Required: No

### **deleteOnTermination**

Indicates whether the volume is deleted on instance termination.

Type: Boolean

Required: No

### **status**

The attachment state.

Type: String

Valid Values: `attaching` | `attached` | `detaching` | `detached`

Required: No

### **volumeId**

The ID of the EBS volume.

Type: String

Required: No

### **volumeOwnerId**

The ID of the AWS account that owns the volume.

This parameter is returned only for volumes that are attached to Fargate tasks.

Type: String

Required: No

## **See Also**

For more information about using this API in one of the language-specific AWS SDKs, see the following:

- [AWS SDK for C++](#)
- [AWS SDK for Java V2](#)
- [AWS SDK for Ruby V3](#)

# EbsInstanceBlockDeviceSpecification

Describes information used to set up an EBS volume specified in a block device mapping.

## Contents

### DeleteOnTermination

Indicates whether the volume is deleted on instance termination.

Type: Boolean

Required: No

### VolumeId

The ID of the EBS volume.

Type: String

Required: No

## See Also

For more information about using this API in one of the language-specific AWS SDKs, see the following:

- [AWS SDK for C++](#)
- [AWS SDK for Java V2](#)
- [AWS SDK for Ruby V3](#)

# EbsOptimizedInfo

Describes the optimized EBS performance for supported instance types.

## Contents

### **baselineBandwidthInMbps**

The baseline bandwidth performance for an EBS-optimized instance type, in Mbps.

Type: Integer

Required: No

### **baselineIops**

The baseline input/output storage operations per seconds for an EBS-optimized instance type.

Type: Integer

Required: No

### **baselineThroughputInMBps**

The baseline throughput performance for an EBS-optimized instance type, in MB/s.

Type: Double

Required: No

### **maximumBandwidthInMbps**

The maximum bandwidth performance for an EBS-optimized instance type, in Mbps.

Type: Integer

Required: No

### **maximumIops**

The maximum input/output storage operations per second for an EBS-optimized instance type.

Type: Integer

Required: No

## **maximumThroughputInMBps**

The maximum throughput performance for an EBS-optimized instance type, in MB/s.

Type: Double

Required: No

## **See Also**

For more information about using this API in one of the language-specific AWS SDKs, see the following:

- [AWS SDK for C++](#)
- [AWS SDK for Java V2](#)
- [AWS SDK for Ruby V3](#)



# EbsStatusDetails

Describes the attached EBS status check for an instance.

## Contents

### **impairedSince**

The date and time when the attached EBS status check failed.

Type: Timestamp

Required: No

### **name**

The name of the attached EBS status check.

Type: String

Valid Values: `reachability`

Required: No

### **status**

The result of the attached EBS status check.

Type: String

Valid Values: `passed` | `failed` | `insufficient-data` | `initializing`

Required: No

## See Also

For more information about using this API in one of the language-specific AWS SDKs, see the following:

- [AWS SDK for C++](#)
- [AWS SDK for Java V2](#)
- [AWS SDK for Ruby V3](#)



# EbsStatusSummary

Provides a summary of the attached EBS volume status for an instance.

## Contents

### details

Details about the attached EBS status check for an instance.

Type: Array of [EbsStatusDetails](#) objects

Required: No

### status

The current status.

Type: String

Valid Values: ok | impaired | insufficient-data | not-applicable | initializing

Required: No

## See Also

For more information about using this API in one of the language-specific AWS SDKs, see the following:

- [AWS SDK for C++](#)
- [AWS SDK for Java V2](#)
- [AWS SDK for Ruby V3](#)

# Ec2InstanceConnectEndpoint

The EC2 Instance Connect Endpoint.

## Contents

### **availabilityZone**

The Availability Zone of the EC2 Instance Connect Endpoint.

Type: String

Required: No

### **createdAt**

The date and time that the EC2 Instance Connect Endpoint was created.

Type: Timestamp

Required: No

### **dnsName**

The DNS name of the EC2 Instance Connect Endpoint.

Type: String

Required: No

### **fipsDnsName**

Type: String

Required: No

### **instanceConnectEndpointArn**

The Amazon Resource Name (ARN) of the EC2 Instance Connect Endpoint.

Type: String

Length Constraints: Minimum length of 1. Maximum length of 1283.

Required: No

## **instanceConnectEndpointId**

The ID of the EC2 Instance Connect Endpoint.

Type: String

Required: No

## **networkInterfaceIdSet**

The ID of the elastic network interface that Amazon EC2 automatically created when creating the EC2 Instance Connect Endpoint.

Type: Array of strings

Required: No

## **ownerId**

The ID of the AWS account that created the EC2 Instance Connect Endpoint.

Type: String

Required: No

## **preserveClientIp**

Indicates whether your client's IP address is preserved as the source. The value is `true` or `false`.

- If `true`, your client's IP address is used when you connect to a resource.
- If `false`, the elastic network interface IP address is used when you connect to a resource.

Default: `true`

Type: Boolean

Required: No

## **securityGroupIdSet**

The security groups associated with the endpoint. If you didn't specify a security group, the default security group for your VPC is associated with the endpoint.

Type: Array of strings

Required: No

### **state**

The current state of the EC2 Instance Connect Endpoint.

Type: String

Valid Values: create-in-progress | create-complete | create-failed | delete-in-progress | delete-complete | delete-failed

Required: No

### **stateMessage**

The message for the current state of the EC2 Instance Connect Endpoint. Can include a failure message.

Type: String

Required: No

### **subnetId**

The ID of the subnet in which the EC2 Instance Connect Endpoint was created.

Type: String

Required: No

### **tagSet**

The tags assigned to the EC2 Instance Connect Endpoint.

Type: Array of [Tag](#) objects

Required: No

### **vpId**

The ID of the VPC in which the EC2 Instance Connect Endpoint was created.

Type: String

Required: No

## See Also

For more information about using this API in one of the language-specific AWS SDKs, see the following:

- [AWS SDK for C++](#)
- [AWS SDK for Java V2](#)
- [AWS SDK for Ruby V3](#)

# EfaInfo

Describes the Elastic Fabric Adapters for the instance type.

## Contents

### **maximumEfaInterfaces**

The maximum number of Elastic Fabric Adapters for the instance type.

Type: Integer

Required: No

## See Also

For more information about using this API in one of the language-specific AWS SDKs, see the following:

- [AWS SDK for C++](#)
- [AWS SDK for Java V2](#)
- [AWS SDK for Ruby V3](#)



# EgressOnlyInternetGateway

Describes an egress-only internet gateway.

## Contents

### attachmentSet

Information about the attachment of the egress-only internet gateway.

Type: Array of [InternetGatewayAttachment](#) objects

Required: No

### egressOnlyInternetGatewayId

The ID of the egress-only internet gateway.

Type: String

Required: No

### tagSet

The tags assigned to the egress-only internet gateway.

Type: Array of [Tag](#) objects

Required: No

## See Also

For more information about using this API in one of the language-specific AWS SDKs, see the following:

- [AWS SDK for C++](#)
- [AWS SDK for Java V2](#)
- [AWS SDK for Ruby V3](#)

# ElasticGpuAssociation

## Note

Amazon Elastic Graphics reached end of life on January 8, 2024. For workloads that require graphics acceleration, we recommend that you use Amazon EC2 G4, G5, or G6 instances.

Describes the association between an instance and an Elastic Graphics accelerator.

## Contents

### **elasticGpuAssociationId**

The ID of the association.

Type: String

Required: No

### **elasticGpuAssociationState**

The state of the association between the instance and the Elastic Graphics accelerator.

Type: String

Required: No

### **elasticGpuAssociationTime**

The time the Elastic Graphics accelerator was associated with the instance.

Type: String

Required: No

### **elasticGpuId**

The ID of the Elastic Graphics accelerator.

Type: String

Required: No

## See Also

For more information about using this API in one of the language-specific AWS SDKs, see the following:

- [AWS SDK for C++](#)
- [AWS SDK for Java V2](#)
- [AWS SDK for Ruby V3](#)

# ElasticGpuHealth

## Note

Amazon Elastic Graphics reached end of life on January 8, 2024. For workloads that require graphics acceleration, we recommend that you use Amazon EC2 G4, G5, or G6 instances.

Describes the status of an Elastic Graphics accelerator.

## Contents

### status

The health status.

Type: String

Valid Values: OK | IMPAIRED

Required: No

## See Also

For more information about using this API in one of the language-specific AWS SDKs, see the following:

- [AWS SDK for C++](#)
- [AWS SDK for Java V2](#)
- [AWS SDK for Ruby V3](#)

# ElasticGpus

**Note**

Amazon Elastic Graphics reached end of life on January 8, 2024. For workloads that require graphics acceleration, we recommend that you use Amazon EC2 G4, G5, or G6 instances.

Describes an Elastic Graphics accelerator.

## Contents

### **availabilityZone**

The Availability Zone in the which the Elastic Graphics accelerator resides.

Type: String

Required: No

### **elasticGpuHealth**

The status of the Elastic Graphics accelerator.

Type: [ElasticGpuHealth](#) object

Required: No

### **elasticGpuId**

The ID of the Elastic Graphics accelerator.

Type: String

Required: No

### **elasticGpuState**

The state of the Elastic Graphics accelerator.

Type: String

Valid Values: ATTACHED

Required: No

### **elasticGpuType**

The type of Elastic Graphics accelerator.

Type: String

Required: No

### **instanceId**

The ID of the instance to which the Elastic Graphics accelerator is attached.

Type: String

Required: No

### **tagSet**

The tags assigned to the Elastic Graphics accelerator.

Type: Array of [Tag](#) objects

Required: No

## **See Also**

For more information about using this API in one of the language-specific AWS SDKs, see the following:

- [AWS SDK for C++](#)
- [AWS SDK for Java V2](#)
- [AWS SDK for Ruby V3](#)

# ElasticGpuSpecification

## Note

Amazon Elastic Graphics reached end of life on January 8, 2024. For workloads that require graphics acceleration, we recommend that you use Amazon EC2 G4, G5, or G6 instances.

A specification for an Elastic Graphics accelerator.

## Contents

### Type

The type of Elastic Graphics accelerator.

Type: String

Required: Yes

## See Also

For more information about using this API in one of the language-specific AWS SDKs, see the following:

- [AWS SDK for C++](#)
- [AWS SDK for Java V2](#)
- [AWS SDK for Ruby V3](#)

# ElasticGpuSpecificationResponse

Deprecated.

## Note

Amazon Elastic Graphics reached end of life on January 8, 2024. For workloads that require graphics acceleration, we recommend that you use Amazon EC2 G4ad, G4dn, or G5 instances.

## Contents

### type

Deprecated.

## Note

Amazon Elastic Graphics reached end of life on January 8, 2024. For workloads that require graphics acceleration, we recommend that you use Amazon EC2 G4ad, G4dn, or G5 instances.

Type: String

Required: No

## See Also

For more information about using this API in one of the language-specific AWS SDKs, see the following:

- [AWS SDK for C++](#)
- [AWS SDK for Java V2](#)
- [AWS SDK for Ruby V3](#)



# ElasticInferenceAccelerator

Describes an elastic inference accelerator.

## Contents

### Type

The type of elastic inference accelerator. The possible values are `eia1.medium`, `eia1.large`, `eia1.xlarge`, `eia2.medium`, `eia2.large`, and `eia2.xlarge`.

Type: String

Required: Yes

### Count

The number of elastic inference accelerators to attach to the instance.

Default: 1

Type: Integer

Valid Range: Minimum value of 1.

Required: No

## See Also

For more information about using this API in one of the language-specific AWS SDKs, see the following:

- [AWS SDK for C++](#)
- [AWS SDK for Java V2](#)
- [AWS SDK for Ruby V3](#)

# ElasticInferenceAcceleratorAssociation

Describes the association between an instance and an elastic inference accelerator.

## Contents

### **elasticInferenceAcceleratorArn**

The Amazon Resource Name (ARN) of the elastic inference accelerator.

Type: String

Required: No

### **elasticInferenceAcceleratorAssociationId**

The ID of the association.

Type: String

Required: No

### **elasticInferenceAcceleratorAssociationState**

The state of the elastic inference accelerator.

Type: String

Required: No

### **elasticInferenceAcceleratorAssociationTime**

The time at which the elastic inference accelerator is associated with an instance.

Type: Timestamp

Required: No

## See Also

For more information about using this API in one of the language-specific AWS SDKs, see the following:

- [AWS SDK for C++](#)

- [AWS SDK for Java V2](#)
- [AWS SDK for Ruby V3](#)

# EnableFastSnapshotRestoreErrorItem

Contains information about the errors that occurred when enabling fast snapshot restores.

## Contents

### fastSnapshotRestoreStateErrorSet

The errors.

Type: Array of [EnableFastSnapshotRestoreStateErrorItem](#) objects

Required: No

### snapshotId

The ID of the snapshot.

Type: String

Required: No

## See Also

For more information about using this API in one of the language-specific AWS SDKs, see the following:

- [AWS SDK for C++](#)
- [AWS SDK for Java V2](#)
- [AWS SDK for Ruby V3](#)

# EnableFastSnapshotRestoreStateError

Describes an error that occurred when enabling fast snapshot restores.

## Contents

### code

The error code.

Type: String

Required: No

### message

The error message.

Type: String

Required: No

## See Also

For more information about using this API in one of the language-specific AWS SDKs, see the following:

- [AWS SDK for C++](#)
- [AWS SDK for Java V2](#)
- [AWS SDK for Ruby V3](#)

# EnableFastSnapshotRestoreStateErrorItem

Contains information about an error that occurred when enabling fast snapshot restores.

## Contents

### availabilityZone

The Availability Zone.

Type: String

Required: No

### error

The error.

Type: [EnableFastSnapshotRestoreStateError](#) object

Required: No

## See Also

For more information about using this API in one of the language-specific AWS SDKs, see the following:

- [AWS SDK for C++](#)
- [AWS SDK for Java V2](#)
- [AWS SDK for Ruby V3](#)

# EnableFastSnapshotRestoreSuccessItem

Describes fast snapshot restores that were successfully enabled.

## Contents

### **availabilityZone**

The Availability Zone.

Type: String

Required: No

### **disabledTime**

The time at which fast snapshot restores entered the disabled state.

Type: Timestamp

Required: No

### **disablingTime**

The time at which fast snapshot restores entered the disabling state.

Type: Timestamp

Required: No

### **enabledTime**

The time at which fast snapshot restores entered the enabled state.

Type: Timestamp

Required: No

### **enablingTime**

The time at which fast snapshot restores entered the enabling state.

Type: Timestamp

Required: No

**optimizingTime**

The time at which fast snapshot restores entered the optimizing state.

Type: Timestamp

Required: No

**ownerAlias**

The AWS owner alias that enabled fast snapshot restores on the snapshot. This is intended for future use.

Type: String

Required: No

**ownerId**

The ID of the AWS account that enabled fast snapshot restores on the snapshot.

Type: String

Required: No

**snapshotId**

The ID of the snapshot.

Type: String

Required: No

**state**

The state of fast snapshot restores.

Type: String

Valid Values: enabling | optimizing | enabled | disabling | disabled

Required: No

**stateTransitionReason**

The reason for the state transition. The possible values are as follows:



- `Client.UserInitiated` - The state successfully transitioned to enabling or disabling.
- `Client.UserInitiated - Lifecycle state transition` - The state successfully transitioned to optimizing, enabled, or disabled.

Type: String

Required: No

## See Also

For more information about using this API in one of the language-specific AWS SDKs, see the following:

- [AWS SDK for C++](#)
- [AWS SDK for Java V2](#)
- [AWS SDK for Ruby V3](#)

# EnaSrdSpecification

ENA Express uses AWS Scalable Reliable Datagram (SRD) technology to increase the maximum bandwidth used per stream and minimize tail latency of network traffic between EC2 instances. With ENA Express, you can communicate between two EC2 instances in the same subnet within the same account, or in different accounts. Both sending and receiving instances must have ENA Express enabled.

To improve the reliability of network packet delivery, ENA Express reorders network packets on the receiving end by default. However, some UDP-based applications are designed to handle network packets that are out of order to reduce the overhead for packet delivery at the network layer. When ENA Express is enabled, you can specify whether UDP network traffic uses it.

## Contents

### EnaSrdEnabled

Indicates whether ENA Express is enabled for the network interface.

Type: Boolean

Required: No

### EnaSrdUdpSpecification

Configures ENA Express for UDP network traffic.

Type: [EnaSrdUdpSpecification](#) object

Required: No

## See Also

For more information about using this API in one of the language-specific AWS SDKs, see the following:

- [AWS SDK for C++](#)
- [AWS SDK for Java V2](#)
- [AWS SDK for Ruby V3](#)

# EnaSrdSpecificationRequest

Launch instances with ENA Express settings configured from your launch template.

## Contents

### **EnaSrdEnabled** (request), **EnaSrdEnabled** (response)

Specifies whether ENA Express is enabled for the network interface when you launch an instance from your launch template.

Type: Boolean

Required: No

### **EnaSrdUdpSpecification** (request), **EnaSrdUdpSpecification** (response)

Contains ENA Express settings for UDP network traffic in your launch template.

Type: [EnaSrdUdpSpecificationRequest](#) object

Required: No

## See Also

For more information about using this API in one of the language-specific AWS SDKs, see the following:

- [AWS SDK for C++](#)
- [AWS SDK for Java V2](#)
- [AWS SDK for Ruby V3](#)

# EnaSrdUdpSpecification

ENA Express is compatible with both TCP and UDP transport protocols. When it's enabled, TCP traffic automatically uses it. However, some UDP-based applications are designed to handle network packets that are out of order, without a need for retransmission, such as live video broadcasting or other near-real-time applications. For UDP traffic, you can specify whether to use ENA Express, based on your application environment needs.

## Contents

### EnaSrdUdpEnabled

Indicates whether UDP traffic to and from the instance uses ENA Express. To specify this setting, you must first enable ENA Express.

Type: Boolean

Required: No

## See Also

For more information about using this API in one of the language-specific AWS SDKs, see the following:

- [AWS SDK for C++](#)
- [AWS SDK for Java V2](#)
- [AWS SDK for Ruby V3](#)

# EnaSrdUdpSpecificationRequest

Configures ENA Express for UDP network traffic from your launch template.

## Contents

**EnaSrdUdpEnabled** (request), **EnaSrdUdpEnabled** (response)

Indicates whether UDP traffic uses ENA Express for your instance. To ensure that UDP traffic can use ENA Express when you launch an instance, you must also set **EnaSrdEnabled** in the **EnaSrdSpecificationRequest** to `true` in your launch template.

Type: Boolean

Required: No

## See Also

For more information about using this API in one of the language-specific AWS SDKs, see the following:

- [AWS SDK for C++](#)
- [AWS SDK for Java V2](#)
- [AWS SDK for Ruby V3](#)

# EnclaveOptions

Indicates whether the instance is enabled for AWS Nitro Enclaves.

## Contents

### enabled

If this parameter is set to `true`, the instance is enabled for AWS Nitro Enclaves; otherwise, it is not enabled for AWS Nitro Enclaves.

Type: Boolean

Required: No

## See Also

For more information about using this API in one of the language-specific AWS SDKs, see the following:

- [AWS SDK for C++](#)
- [AWS SDK for Java V2](#)
- [AWS SDK for Ruby V3](#)

# EnclaveOptionsRequest

Indicates whether the instance is enabled for AWS Nitro Enclaves. For more information, see [What is AWS Nitro Enclaves?](#) in the *AWS Nitro Enclaves User Guide*.

## Contents

### Enabled

To enable the instance for AWS Nitro Enclaves, set this parameter to `true`.

Type: Boolean

Required: No

## See Also

For more information about using this API in one of the language-specific AWS SDKs, see the following:

- [AWS SDK for C++](#)
- [AWS SDK for Java V2](#)
- [AWS SDK for Ruby V3](#)

# EventInformation

Describes an EC2 Fleet or Spot Fleet event.

## Contents

### eventDescription

The description of the event.

Type: String

Required: No

### eventSubType

The event.

error events:

- `iamFleetRoleInvalid` - The EC2 Fleet or Spot Fleet does not have the required permissions either to launch or terminate an instance.
- `allLaunchSpecsTemporarilyBlacklisted` - None of the configurations are valid, and several attempts to launch instances have failed. For more information, see the description of the event.
- `spotInstanceCountLimitExceeded` - You've reached the limit on the number of Spot Instances that you can launch.
- `spotFleetRequestConfigurationInvalid` - The configuration is not valid. For more information, see the description of the event.

fleetRequestChange events:

- `active` - The EC2 Fleet or Spot Fleet request has been validated and Amazon EC2 is attempting to maintain the target number of running instances.
- `deleted (EC2 Fleet) / cancelled (Spot Fleet)` - The EC2 Fleet is deleted or the Spot Fleet request is canceled and has no running instances. The EC2 Fleet or Spot Fleet will be deleted two days after its instances are terminated.
- `deleted_running (EC2 Fleet) / cancelled_running (Spot Fleet)` - The EC2 Fleet is deleted or the Spot Fleet request is canceled and does not launch additional instances. Its existing instances continue to run until they are interrupted or terminated. The request remains in this state until all instances are interrupted or terminated.



- `deleted_terminating` (EC2 Fleet) / `cancelled_terminating` (Spot Fleet) - The EC2 Fleet is deleted or the Spot Fleet request is canceled and its instances are terminating. The request remains in this state until all instances are terminated.
- `expired` - The EC2 Fleet or Spot Fleet request has expired. If the request was created with `TerminateInstancesWithExpiration` set, a subsequent `terminated` event indicates that the instances are terminated.
- `modify_in_progress` - The EC2 Fleet or Spot Fleet request is being modified. The request remains in this state until the modification is fully processed.
- `modify_succeeded` - The EC2 Fleet or Spot Fleet request was modified.
- `submitted` - The EC2 Fleet or Spot Fleet request is being evaluated and Amazon EC2 is preparing to launch the target number of instances.
- `progress` - The EC2 Fleet or Spot Fleet request is in the process of being fulfilled.

#### instanceChange events:

- `launched` - A new instance was launched.
- `terminated` - An instance was terminated by the user.
- `termination_notified` - An instance termination notification was sent when a Spot Instance was terminated by Amazon EC2 during scale-down, when the target capacity of the fleet was modified down, for example, from a target capacity of 4 to a target capacity of 3.

#### Information events:

- `fleetProgressHalted` - The price in every launch specification is not valid because it is below the Spot price (all the launch specifications have produced `launchSpecUnusable` events). A launch specification might become valid if the Spot price changes.
- `launchSpecTemporarilyBlacklisted` - The configuration is not valid and several attempts to launch instances have failed. For more information, see the description of the event.
- `launchSpecUnusable` - The price in a launch specification is not valid because it is below the Spot price.
- `registerWithLoadBalancersFailed` - An attempt to register instances with load balancers failed. For more information, see the description of the event.

Type: String

Required: No

## **instanceId**

The ID of the instance. This information is available only for `instanceChange` events.

Type: String

Required: No

## **See Also**

For more information about using this API in one of the language-specific AWS SDKs, see the following:

- [AWS SDK for C++](#)
- [AWS SDK for Java V2](#)
- [AWS SDK for Ruby V3](#)

# Explanation

Describes an explanation code for an unreachable path. For more information, see [Reachability Analyzer explanation codes](#).

## Contents

### acl

The network ACL.

Type: [AnalysisComponent](#) object

Required: No

### aclRule

The network ACL rule.

Type: [AnalysisAclRule](#) object

Required: No

### address

The IPv4 address, in CIDR notation.

Type: String

Length Constraints: Minimum length of 0. Maximum length of 15.

Pattern: `^([0-9]{1,3}\.){3}[0-9]{1,3}$`

Required: No

### addressSet

The IPv4 addresses, in CIDR notation.

Type: Array of strings

Length Constraints: Minimum length of 0. Maximum length of 15.

Pattern: `^([0-9]{1,3}\.){3}[0-9]{1,3}$`

Required: No

### **attachedTo**

The resource to which the component is attached.

Type: [AnalysisComponent](#) object

Required: No

### **availabilityZoneSet**

The Availability Zones.

Type: Array of strings

Required: No

### **cidrSet**

The CIDR ranges.

Type: Array of strings

Required: No

### **classicLoadBalancerListener**

The listener for a Classic Load Balancer.

Type: [AnalysisLoadBalancerListener](#) object

Required: No

### **component**

The component.

Type: [AnalysisComponent](#) object

Required: No

### **componentAccount**

The AWS account for the component.

Type: String

Pattern: `\d{12}`

Required: No

### **componentRegion**

The Region for the component.

Type: String

Pattern: `[a-z]{2}-[a-z]+-[1-9]+`

Required: No

### **customerGateway**

The customer gateway.

Type: [AnalysisComponent](#) object

Required: No

### **destination**

The destination.

Type: [AnalysisComponent](#) object

Required: No

### **destinationVpc**

The destination VPC.

Type: [AnalysisComponent](#) object

Required: No

### **direction**

The direction. The following are the possible values:

- egress
- ingress

Type: String

Required: No

## **elasticLoadBalancerListener**

The load balancer listener.

Type: [AnalysisComponent](#) object

Required: No

## **explanationCode**

The explanation code.

Type: String

Required: No

## **firewallStatefulRule**

The Network Firewall stateful rule.

Type: [FirewallStatefulRule](#) object

Required: No

## **firewallStatelessRule**

The Network Firewall stateless rule.

Type: [FirewallStatelessRule](#) object

Required: No

## **ingressRouteTable**

The route table.

Type: [AnalysisComponent](#) object

Required: No

## **internetGateway**

The internet gateway.

Type: [AnalysisComponent](#) object

Required: No

**loadBalancerArn**

The Amazon Resource Name (ARN) of the load balancer.

Type: String

Length Constraints: Minimum length of 1. Maximum length of 1283.

Required: No

**loadBalancerListenerPort**

The listener port of the load balancer.

Type: Integer

Valid Range: Minimum value of 0. Maximum value of 65535.

Required: No

**loadBalancerTarget**

The target.

Type: [AnalysisLoadBalancerTarget](#) object

Required: No

**loadBalancerTargetGroup**

The target group.

Type: [AnalysisComponent](#) object

Required: No

**loadBalancerTargetGroupSet**

The target groups.

Type: Array of [AnalysisComponent](#) objects

Required: No

**loadBalancerTargetPort**

The target port.

Type: Integer

Valid Range: Minimum value of 0. Maximum value of 65535.

Required: No

### **missingComponent**

The missing component.

Type: String

Required: No

### **natGateway**

The NAT gateway.

Type: [AnalysisComponent](#) object

Required: No

### **networkInterface**

The network interface.

Type: [AnalysisComponent](#) object

Required: No

### **packetField**

The packet field.

Type: String

Required: No

### **port**

The port.

Type: Integer

Valid Range: Minimum value of 0. Maximum value of 65535.

Required: No



**portRangeSet**

The port ranges.

Type: Array of [PortRange](#) objects

Required: No

**prefixList**

The prefix list.

Type: [AnalysisComponent](#) object

Required: No

**protocolSet**

The protocols.

Type: Array of strings

Required: No

**routeTable**

The route table.

Type: [AnalysisComponent](#) object

Required: No

**routeTableRoute**

The route table route.

Type: [AnalysisRouteTableRoute](#) object

Required: No

**securityGroup**

The security group.

Type: [AnalysisComponent](#) object

Required: No

**securityGroupRule**

The security group rule.

Type: [AnalysisSecurityGroupRule](#) object

Required: No

**securityGroupSet**

The security groups.

Type: Array of [AnalysisComponent](#) objects

Required: No

**sourceVpc**

The source VPC.

Type: [AnalysisComponent](#) object

Required: No

**state**

The state.

Type: String

Required: No

**subnet**

The subnet.

Type: [AnalysisComponent](#) object

Required: No

**subnetRouteTable**

The route table for the subnet.

Type: [AnalysisComponent](#) object

Required: No

**transitGateway**

The transit gateway.

Type: [AnalysisComponent](#) object

Required: No

**transitGatewayAttachment**

The transit gateway attachment.

Type: [AnalysisComponent](#) object

Required: No

**transitGatewayRouteTable**

The transit gateway route table.

Type: [AnalysisComponent](#) object

Required: No

**transitGatewayRouteTableRoute**

The transit gateway route table route.

Type: [TransitGatewayRouteTableRoute](#) object

Required: No

**vpc**

The component VPC.

Type: [AnalysisComponent](#) object

Required: No

**vpcEndpoint**

The VPC endpoint.

Type: [AnalysisComponent](#) object

Required: No

## **vpcPeeringConnection**

The VPC peering connection.

Type: [AnalysisComponent](#) object

Required: No

## **vpnConnection**

The VPN connection.

Type: [AnalysisComponent](#) object

Required: No

## **vpnGateway**

The VPN gateway.

Type: [AnalysisComponent](#) object

Required: No

## **See Also**

For more information about using this API in one of the language-specific AWS SDKs, see the following:

- [AWS SDK for C++](#)
- [AWS SDK for Java V2](#)
- [AWS SDK for Ruby V3](#)

# ExportImageTask

Describes an export image task.

## Contents

### description

A description of the image being exported.

Type: String

Required: No

### exportImageTaskId

The ID of the export image task.

Type: String

Required: No

### imageId

The ID of the image.

Type: String

Required: No

### progress

The percent complete of the export image task.

Type: String

Required: No

### s3ExportLocation

Information about the destination Amazon S3 bucket.

Type: [ExportTaskS3Location](#) object

Required: No

## status

The status of the export image task. The possible values are `active`, `completed`, `deleting`, and `deleted`.

Type: String

Required: No

## statusMessage

The status message for the export image task.

Type: String

Required: No

## tagSet

Any tags assigned to the export image task.

Type: Array of [Tag](#) objects

Required: No

## See Also

For more information about using this API in one of the language-specific AWS SDKs, see the following:

- [AWS SDK for C++](#)
- [AWS SDK for Java V2](#)
- [AWS SDK for Ruby V3](#)

# ExportTask

Describes an export instance task.

## Contents

### description

A description of the resource being exported.

Type: String

Required: No

### exportTaskId

The ID of the export task.

Type: String

Required: No

### exportToS3

Information about the export task.

Type: [ExportToS3Task](#) object

Required: No

### instanceExport

Information about the instance to export.

Type: [InstanceExportDetails](#) object

Required: No

### state

The state of the export task.

Type: String

Valid Values: active | cancelling | cancelled | completed

Required: No

### **statusMessage**

The status message related to the export task.

Type: String

Required: No

### **tagSet**

The tags for the export task.

Type: Array of [Tag](#) objects

Required: No

## **See Also**

For more information about using this API in one of the language-specific AWS SDKs, see the following:

- [AWS SDK for C++](#)
- [AWS SDK for Java V2](#)
- [AWS SDK for Ruby V3](#)



# ExportTaskS3Location

Describes the destination for an export image task.

## Contents

### s3Bucket

The destination Amazon S3 bucket.

Type: String

Required: No

### s3Prefix

The prefix (logical hierarchy) in the bucket.

Type: String

Required: No

## See Also

For more information about using this API in one of the language-specific AWS SDKs, see the following:

- [AWS SDK for C++](#)
- [AWS SDK for Java V2](#)
- [AWS SDK for Ruby V3](#)

# ExportTaskS3LocationRequest

Describes the destination for an export image task.

## Contents

### S3Bucket

The destination Amazon S3 bucket.

Type: String

Required: Yes

### S3Prefix

The prefix (logical hierarchy) in the bucket.

Type: String

Required: No

## See Also

For more information about using this API in one of the language-specific AWS SDKs, see the following:

- [AWS SDK for C++](#)
- [AWS SDK for Java V2](#)
- [AWS SDK for Ruby V3](#)

# ExportToS3Task

Describes the format and location for the export task.

## Contents

### containerFormat

The container format used to combine disk images with metadata (such as OVF). If absent, only the disk image is exported.

Type: String

Valid Values: ova

Required: No

### diskImageFormat

The format for the exported image.

Type: String

Valid Values: VMDK | RAW | VHD

Required: No

### s3Bucket

The Amazon S3 bucket for the destination image. The destination bucket must exist and have an access control list (ACL) attached that specifies the Region-specific canonical account ID for the Grantee. For more information about the ACL to your S3 bucket, see [Prerequisites](#) in the VM Import/Export User Guide.

Type: String

Required: No

### s3Key

The encryption key for your S3 bucket.

Type: String

Required: No

## See Also

For more information about using this API in one of the language-specific AWS SDKs, see the following:

- [AWS SDK for C++](#)
- [AWS SDK for Java V2](#)
- [AWS SDK for Ruby V3](#)

# ExportToS3TaskSpecification

Describes an export instance task.

## Contents

### ContainerFormat

The container format used to combine disk images with metadata (such as OVF). If absent, only the disk image is exported.

Type: String

Valid Values: ova

Required: No

### DiskImageFormat

The format for the exported image.

Type: String

Valid Values: VMDK | RAW | VHD

Required: No

### S3Bucket

The Amazon S3 bucket for the destination image. The destination bucket must exist and have an access control list (ACL) attached that specifies the Region-specific canonical account ID for the Grantee. For more information about the ACL to your S3 bucket, see [Prerequisites](#) in the VM Import/Export User Guide.

Type: String

Required: No

### S3Prefix

The image is written to a single object in the Amazon S3 bucket at the S3 key s3prefix + exportTaskId + '/' + diskImageFormat.

Type: String

Required: No

## See Also

For more information about using this API in one of the language-specific AWS SDKs, see the following:

- [AWS SDK for C++](#)
- [AWS SDK for Java V2](#)
- [AWS SDK for Ruby V3](#)

# FailedCapacityReservationFleetCancellationResult

Describes a Capacity Reservation Fleet that could not be cancelled.

## Contents

### cancelCapacityReservationFleetError

Information about the Capacity Reservation Fleet cancellation error.

Type: [CancelCapacityReservationFleetError](#) object

Required: No

### capacityReservationFleetId

The ID of the Capacity Reservation Fleet that could not be cancelled.

Type: String

Required: No

## See Also

For more information about using this API in one of the language-specific AWS SDKs, see the following:

- [AWS SDK for C++](#)
- [AWS SDK for Java V2](#)
- [AWS SDK for Ruby V3](#)

# FailedQueuedPurchaseDeletion

Describes a Reserved Instance whose queued purchase was not deleted.

## Contents

### error

The error.

Type: [DeleteQueuedReservedInstancesError](#) object

Required: No

### reservedInstancesId

The ID of the Reserved Instance.

Type: String

Required: No

## See Also

For more information about using this API in one of the language-specific AWS SDKs, see the following:

- [AWS SDK for C++](#)
- [AWS SDK for Java V2](#)
- [AWS SDK for Ruby V3](#)



# FastLaunchLaunchTemplateSpecificationRequest

Request to create a launch template for a Windows fast launch enabled AMI.

## Note

Note - You can specify either the `LaunchTemplateName` or the `LaunchTemplateId`, but not both.

## Contents

### Version

Specify the version of the launch template that the AMI should use for Windows fast launch.

Type: String

Required: Yes

### LaunchTemplateId

Specify the ID of the launch template that the AMI should use for Windows fast launch.

Type: String

Required: No

### LaunchTemplateName

Specify the name of the launch template that the AMI should use for Windows fast launch.

Type: String

Required: No

## See Also

For more information about using this API in one of the language-specific AWS SDKs, see the following:

- [AWS SDK for C++](#)

- [AWS SDK for Java V2](#)
- [AWS SDK for Ruby V3](#)

# FastLaunchLaunchTemplateSpecificationResponse

Identifies the launch template that the AMI uses for Windows fast launch.

## Contents

### launchTemplateId

The ID of the launch template that the AMI uses for Windows fast launch.

Type: String

Required: No

### launchTemplateName

The name of the launch template that the AMI uses for Windows fast launch.

Type: String

Required: No

### version

The version of the launch template that the AMI uses for Windows fast launch.

Type: String

Required: No

## See Also

For more information about using this API in one of the language-specific AWS SDKs, see the following:

- [AWS SDK for C++](#)
- [AWS SDK for Java V2](#)
- [AWS SDK for Ruby V3](#)

# FastLaunchSnapshotConfigurationRequest

Configuration settings for creating and managing pre-provisioned snapshots for a Windows fast launch enabled AMI.

## Contents

### TargetResourceCount

The number of pre-provisioned snapshots to keep on hand for a Windows fast launch enabled AMI.

Type: Integer

Required: No

## See Also

For more information about using this API in one of the language-specific AWS SDKs, see the following:

- [AWS SDK for C++](#)
- [AWS SDK for Java V2](#)
- [AWS SDK for Ruby V3](#)

# FastLaunchSnapshotConfigurationResponse

Configuration settings for creating and managing pre-provisioned snapshots for a Windows fast launch enabled Windows AMI.

## Contents

### targetResourceCount

The number of pre-provisioned snapshots requested to keep on hand for a Windows fast launch enabled AMI.

Type: Integer

Required: No

## See Also

For more information about using this API in one of the language-specific AWS SDKs, see the following:

- [AWS SDK for C++](#)
- [AWS SDK for Java V2](#)
- [AWS SDK for Ruby V3](#)

# FederatedAuthentication

Describes the IAM SAML identity providers used for federated authentication.

## Contents

### samlProviderArn

The Amazon Resource Name (ARN) of the IAM SAML identity provider.

Type: String

Required: No

### selfServiceSamlProviderArn

The Amazon Resource Name (ARN) of the IAM SAML identity provider for the self-service portal.

Type: String

Required: No

## See Also

For more information about using this API in one of the language-specific AWS SDKs, see the following:

- [AWS SDK for C++](#)
- [AWS SDK for Java V2](#)
- [AWS SDK for Ruby V3](#)

# FederatedAuthenticationRequest

The IAM SAML identity provider used for federated authentication.

## Contents

### SAMLProviderArn

The Amazon Resource Name (ARN) of the IAM SAML identity provider.

Type: String

Required: No

### SelfServiceSAMLProviderArn

The Amazon Resource Name (ARN) of the IAM SAML identity provider for the self-service portal.

Type: String

Required: No

## See Also

For more information about using this API in one of the language-specific AWS SDKs, see the following:

- [AWS SDK for C++](#)
- [AWS SDK for Java V2](#)
- [AWS SDK for Ruby V3](#)

# Filter

A filter name and value pair that is used to return a more specific list of results from a describe operation. Filters can be used to match a set of resources by specific criteria, such as tags, attributes, or IDs.

If you specify multiple filters, the filters are joined with an AND, and the request returns only results that match all of the specified filters.

The filters supported by a describe operation are documented with the describe operation. For example:

- [DescribeAvailabilityZones](#)
- [DescribeImages](#)
- [DescribeInstances](#)
- [DescribeKeyPairs](#)
- [DescribeSecurityGroups](#)
- [DescribeSnapshots](#)
- [DescribeSubnets](#)
- [DescribeTags](#)
- [DescribeVolumes](#)
- [DescribeVpcs](#)

## Contents

### Name

The name of the filter. Filter names are case-sensitive.

Type: String

Required: No

### Values

The filter values. Filter values are case-sensitive. If you specify multiple values for a filter, the values are joined with an OR, and the request returns all results that match any of the specified values.



Type: Array of strings

Required: No

## See Also

For more information about using this API in one of the language-specific AWS SDKs, see the following:

- [AWS SDK for C++](#)
- [AWS SDK for Java V2](#)
- [AWS SDK for Ruby V3](#)

# FilterPortRange

Describes a port range.

## Contents

### fromPort

The first port in the range.

Type: Integer

Valid Range: Minimum value of 0. Maximum value of 65535.

Required: No

### toPort

The last port in the range.

Type: Integer

Valid Range: Minimum value of 0. Maximum value of 65535.

Required: No

## See Also

For more information about using this API in one of the language-specific AWS SDKs, see the following:

- [AWS SDK for C++](#)
- [AWS SDK for Java V2](#)
- [AWS SDK for Ruby V3](#)

# FirewallStatefulRule

Describes a stateful rule.

## Contents

### destinationPortSet

The destination ports.

Type: Array of [PortRange](#) objects

Required: No

### destinationSet

The destination IP addresses, in CIDR notation.

Type: Array of strings

Required: No

### direction

The direction. The possible values are FORWARD and ANY.

Type: String

Required: No

### protocol

The protocol.

Type: String

Required: No

### ruleAction

The rule action. The possible values are pass, drop, and alert.

Type: String

Required: No

**ruleGroupArn**

The ARN of the stateful rule group.

Type: String

Length Constraints: Minimum length of 1. Maximum length of 1283.

Required: No

**sourcePortSet**

The source ports.

Type: Array of [PortRange](#) objects

Required: No

**sourceSet**

The source IP addresses, in CIDR notation.

Type: Array of strings

Required: No

**See Also**

For more information about using this API in one of the language-specific AWS SDKs, see the following:

- [AWS SDK for C++](#)
- [AWS SDK for Java V2](#)
- [AWS SDK for Ruby V3](#)

# FirewallStatelessRule

Describes a stateless rule.

## Contents

### **destinationPortSet**

The destination ports.

Type: Array of [PortRange](#) objects

Required: No

### **destinationSet**

The destination IP addresses, in CIDR notation.

Type: Array of strings

Required: No

### **priority**

The rule priority.

Type: Integer

Valid Range: Minimum value of -1. Maximum value of 65535.

Required: No

### **protocolSet**

The protocols.

Type: Array of integers

Valid Range: Minimum value of 0. Maximum value of 255.

Required: No

### **ruleAction**

The rule action. The possible values are pass, drop, and forward\_to\_site.

Type: String

Required: No

### **ruleGroupArn**

The ARN of the stateless rule group.

Type: String

Length Constraints: Minimum length of 1. Maximum length of 1283.

Required: No

### **sourcePortSet**

The source ports.

Type: Array of [PortRange](#) objects

Required: No

### **sourceSet**

The source IP addresses, in CIDR notation.

Type: Array of strings

Required: No

## **See Also**

For more information about using this API in one of the language-specific AWS SDKs, see the following:

- [AWS SDK for C++](#)
- [AWS SDK for Java V2](#)
- [AWS SDK for Ruby V3](#)

# FleetCapacityReservation

Information about a Capacity Reservation in a Capacity Reservation Fleet.

## Contents

### **availabilityZone**

The Availability Zone in which the Capacity Reservation reserves capacity.

Type: String

Required: No

### **availabilityZoneId**

The ID of the Availability Zone in which the Capacity Reservation reserves capacity.

Type: String

Required: No

### **capacityReservationId**

The ID of the Capacity Reservation.

Type: String

Required: No

### **createDate**

The date and time at which the Capacity Reservation was created.

Type: Timestamp

Required: No

### **ebsOptimized**

Indicates whether the Capacity Reservation reserves capacity for EBS-optimized instance types.

Type: Boolean

Required: No

## fulfilledCapacity

The number of capacity units fulfilled by the Capacity Reservation. For more information, see [Total target capacity](#) in the *Amazon EC2 User Guide*.

Type: Double

Required: No

## instancePlatform

The type of operating system for which the Capacity Reservation reserves capacity.

Type: String

Valid Values: Linux/UNIX | Red Hat Enterprise Linux | SUSE Linux | Windows | Windows with SQL Server | Windows with SQL Server Enterprise | Windows with SQL Server Standard | Windows with SQL Server Web | Linux with SQL Server Standard | Linux with SQL Server Web | Linux with SQL Server Enterprise | RHEL with SQL Server Standard | RHEL with SQL Server Enterprise | RHEL with SQL Server Web | RHEL with HA | RHEL with HA and SQL Server Standard | RHEL with HA and SQL Server Enterprise | Ubuntu Pro

Required: No

## instanceType

The instance type for which the Capacity Reservation reserves capacity.

Type: String

Valid Values: a1.medium | a1.large | a1.xlarge | a1.2xlarge | a1.4xlarge | a1.metal | c1.medium | c1.xlarge | c3.large | c3.xlarge | c3.2xlarge | c3.4xlarge | c3.8xlarge | c4.large | c4.xlarge | c4.2xlarge | c4.4xlarge | c4.8xlarge | c5.large | c5.xlarge | c5.2xlarge | c5.4xlarge | c5.9xlarge | c5.12xlarge | c5.18xlarge | c5.24xlarge | c5.metal | c5a.large | c5a.xlarge | c5a.2xlarge | c5a.4xlarge | c5a.8xlarge | c5a.12xlarge | c5a.16xlarge | c5a.24xlarge | c5ad.large | c5ad.xlarge | c5ad.2xlarge | c5ad.4xlarge | c5ad.8xlarge | c5ad.12xlarge | c5ad.16xlarge | c5ad.24xlarge | c5d.large | c5d.xlarge | c5d.2xlarge | c5d.4xlarge | c5d.9xlarge | c5d.12xlarge | c5d.18xlarge | c5d.24xlarge | c5d.metal | c5n.large | c5n.xlarge | c5n.2xlarge | c5n.4xlarge |



c5n.9xlarge | c5n.18xlarge | c5n.metal | c6g.medium | c6g.large | c6g.xlarge | c6g.2xlarge | c6g.4xlarge | c6g.8xlarge | c6g.12xlarge | c6g.16xlarge | c6g.metal | c6gd.medium | c6gd.large | c6gd.xlarge | c6gd.2xlarge | c6gd.4xlarge | c6gd.8xlarge | c6gd.12xlarge | c6gd.16xlarge | c6gd.metal | c6gn.medium | c6gn.large | c6gn.xlarge | c6gn.2xlarge | c6gn.4xlarge | c6gn.8xlarge | c6gn.12xlarge | c6gn.16xlarge | c6i.large | c6i.xlarge | c6i.2xlarge | c6i.4xlarge | c6i.8xlarge | c6i.12xlarge | c6i.16xlarge | c6i.24xlarge | c6i.32xlarge | c6i.metal | cc1.4xlarge | cc2.8xlarge | cg1.4xlarge | cr1.8xlarge | d2.xlarge | d2.2xlarge | d2.4xlarge | d2.8xlarge | d3.xlarge | d3.2xlarge | d3.4xlarge | d3.8xlarge | d3en.xlarge | d3en.2xlarge | d3en.4xlarge | d3en.6xlarge | d3en.8xlarge | d3en.12xlarge | dl1.24xlarge | f1.2xlarge | f1.4xlarge | f1.16xlarge | g2.2xlarge | g2.8xlarge | g3.4xlarge | g3.8xlarge | g3.16xlarge | g3s.xlarge | g4ad.xlarge | g4ad.2xlarge | g4ad.4xlarge | g4ad.8xlarge | g4ad.16xlarge | g4dn.xlarge | g4dn.2xlarge | g4dn.4xlarge | g4dn.8xlarge | g4dn.12xlarge | g4dn.16xlarge | g4dn.metal | g5.xlarge | g5.2xlarge | g5.4xlarge | g5.8xlarge | g5.12xlarge | g5.16xlarge | g5.24xlarge | g5.48xlarge | g5g.xlarge | g5g.2xlarge | g5g.4xlarge | g5g.8xlarge | g5g.16xlarge | g5g.metal | hi1.4xlarge | hpc6a.48xlarge | hs1.8xlarge | h1.2xlarge | h1.4xlarge | h1.8xlarge | h1.16xlarge | i2.xlarge | i2.2xlarge | i2.4xlarge | i2.8xlarge | i3.large | i3.xlarge | i3.2xlarge | i3.4xlarge | i3.8xlarge | i3.16xlarge | i3.metal | i3en.large | i3en.xlarge | i3en.2xlarge | i3en.3xlarge | i3en.6xlarge | i3en.12xlarge | i3en.24xlarge | i3en.metal | im4gn.large | im4gn.xlarge | im4gn.2xlarge | im4gn.4xlarge | im4gn.8xlarge | im4gn.16xlarge | inf1.xlarge | inf1.2xlarge | inf1.6xlarge | inf1.24xlarge | is4gen.medium | is4gen.large | is4gen.xlarge | is4gen.2xlarge | is4gen.4xlarge | is4gen.8xlarge | m1.small | m1.medium | m1.large | m1.xlarge | m2.xlarge | m2.2xlarge | m2.4xlarge | m3.medium | m3.large | m3.xlarge | m3.2xlarge | m4.large | m4.xlarge | m4.2xlarge | m4.4xlarge | m4.10xlarge | m4.16xlarge | m5.large | m5.xlarge | m5.2xlarge | m5.4xlarge | m5.8xlarge | m5.12xlarge | m5.16xlarge | m5.24xlarge | m5.metal | m5a.large | m5a.xlarge | m5a.2xlarge | m5a.4xlarge | m5a.8xlarge | m5a.12xlarge | m5a.16xlarge | m5a.24xlarge | m5ad.large | m5ad.xlarge | m5ad.2xlarge | m5ad.4xlarge | m5ad.8xlarge

| m5ad.12xlarge | m5ad.16xlarge | m5ad.24xlarge | m5d.large | m5d.xlarge  
| m5d.2xlarge | m5d.4xlarge | m5d.8xlarge | m5d.12xlarge | m5d.16xlarge  
| m5d.24xlarge | m5d.metal | m5dn.large | m5dn.xlarge | m5dn.2xlarge  
| m5dn.4xlarge | m5dn.8xlarge | m5dn.12xlarge | m5dn.16xlarge |  
m5dn.24xlarge | m5dn.metal | m5n.large | m5n.xlarge | m5n.2xlarge |  
m5n.4xlarge | m5n.8xlarge | m5n.12xlarge | m5n.16xlarge | m5n.24xlarge  
| m5n.metal | m5zn.large | m5zn.xlarge | m5zn.2xlarge | m5zn.3xlarge  
| m5zn.6xlarge | m5zn.12xlarge | m5zn.metal | m6a.large | m6a.xlarge |  
m6a.2xlarge | m6a.4xlarge | m6a.8xlarge | m6a.12xlarge | m6a.16xlarge  
| m6a.24xlarge | m6a.32xlarge | m6a.48xlarge | m6g.metal | m6g.medium  
| m6g.large | m6g.xlarge | m6g.2xlarge | m6g.4xlarge | m6g.8xlarge |  
m6g.12xlarge | m6g.16xlarge | m6gd.metal | m6gd.medium | m6gd.large |  
m6gd.xlarge | m6gd.2xlarge | m6gd.4xlarge | m6gd.8xlarge | m6gd.12xlarge  
| m6gd.16xlarge | m6i.large | m6i.xlarge | m6i.2xlarge | m6i.4xlarge |  
m6i.8xlarge | m6i.12xlarge | m6i.16xlarge | m6i.24xlarge | m6i.32xlarge  
| m6i.metal | mac1.metal | p2.xlarge | p2.8xlarge | p2.16xlarge |  
p3.2xlarge | p3.8xlarge | p3.16xlarge | p3dn.24xlarge | p4d.24xlarge |  
r3.large | r3.xlarge | r3.2xlarge | r3.4xlarge | r3.8xlarge | r4.large  
| r4.xlarge | r4.2xlarge | r4.4xlarge | r4.8xlarge | r4.16xlarge  
| r5.large | r5.xlarge | r5.2xlarge | r5.4xlarge | r5.8xlarge |  
r5.12xlarge | r5.16xlarge | r5.24xlarge | r5.metal | r5a.large |  
r5a.xlarge | r5a.2xlarge | r5a.4xlarge | r5a.8xlarge | r5a.12xlarge |  
r5a.16xlarge | r5a.24xlarge | r5ad.large | r5ad.xlarge | r5ad.2xlarge  
| r5ad.4xlarge | r5ad.8xlarge | r5ad.12xlarge | r5ad.16xlarge |  
r5ad.24xlarge | r5b.large | r5b.xlarge | r5b.2xlarge | r5b.4xlarge |  
r5b.8xlarge | r5b.12xlarge | r5b.16xlarge | r5b.24xlarge | r5b.metal  
| r5d.large | r5d.xlarge | r5d.2xlarge | r5d.4xlarge | r5d.8xlarge |  
r5d.12xlarge | r5d.16xlarge | r5d.24xlarge | r5d.metal | r5dn.large |  
r5dn.xlarge | r5dn.2xlarge | r5dn.4xlarge | r5dn.8xlarge | r5dn.12xlarge  
| r5dn.16xlarge | r5dn.24xlarge | r5dn.metal | r5n.large | r5n.xlarge  
| r5n.2xlarge | r5n.4xlarge | r5n.8xlarge | r5n.12xlarge | r5n.16xlarge  
| r5n.24xlarge | r5n.metal | r6g.medium | r6g.large | r6g.xlarge |  
r6g.2xlarge | r6g.4xlarge | r6g.8xlarge | r6g.12xlarge | r6g.16xlarge  
| r6g.metal | r6gd.medium | r6gd.large | r6gd.xlarge | r6gd.2xlarge  
| r6gd.4xlarge | r6gd.8xlarge | r6gd.12xlarge | r6gd.16xlarge |  
r6gd.metal | r6i.large | r6i.xlarge | r6i.2xlarge | r6i.4xlarge |

r6i.8xlarge | r6i.12xlarge | r6i.16xlarge | r6i.24xlarge | r6i.32xlarge  
| r6i.metal | t1.micro | t2.nano | t2.micro | t2.small | t2.medium |  
t2.large | t2.xlarge | t2.2xlarge | t3.nano | t3.micro | t3.small |  
t3.medium | t3.large | t3.xlarge | t3.2xlarge | t3a.nano | t3a.micro  
| t3a.small | t3a.medium | t3a.large | t3a.xlarge | t3a.2xlarge |  
t4g.nano | t4g.micro | t4g.small | t4g.medium | t4g.large | t4g.xlarge  
| t4g.2xlarge | u-6tb1.56xlarge | u-6tb1.112xlarge | u-9tb1.112xlarge  
| u-12tb1.112xlarge | u-6tb1.metal | u-9tb1.metal | u-12tb1.metal |  
u-18tb1.metal | u-24tb1.metal | vt1.3xlarge | vt1.6xlarge | vt1.24xlarge  
| x1.16xlarge | x1.32xlarge | x1e.xlarge | x1e.2xlarge | x1e.4xlarge  
| x1e.8xlarge | x1e.16xlarge | x1e.32xlarge | x2iezn.2xlarge |  
x2iezn.4xlarge | x2iezn.6xlarge | x2iezn.8xlarge | x2iezn.12xlarge |  
x2iezn.metal | x2gd.medium | x2gd.large | x2gd.xlarge | x2gd.2xlarge  
| x2gd.4xlarge | x2gd.8xlarge | x2gd.12xlarge | x2gd.16xlarge |  
x2gd.metal | z1d.large | z1d.xlarge | z1d.2xlarge | z1d.3xlarge |  
z1d.6xlarge | z1d.12xlarge | z1d.metal | x2idn.16xlarge | x2idn.24xlarge  
| x2idn.32xlarge | x2iedn.xlarge | x2iedn.2xlarge | x2iedn.4xlarge |  
x2iedn.8xlarge | x2iedn.16xlarge | x2iedn.24xlarge | x2iedn.32xlarge  
| c6a.large | c6a.xlarge | c6a.2xlarge | c6a.4xlarge | c6a.8xlarge |  
c6a.12xlarge | c6a.16xlarge | c6a.24xlarge | c6a.32xlarge | c6a.48xlarge  
| c6a.metal | m6a.metal | i4i.large | i4i.xlarge | i4i.2xlarge |  
i4i.4xlarge | i4i.8xlarge | i4i.16xlarge | i4i.32xlarge | i4i.metal  
| x2idn.metal | x2iedn.metal | c7g.medium | c7g.large | c7g.xlarge |  
c7g.2xlarge | c7g.4xlarge | c7g.8xlarge | c7g.12xlarge | c7g.16xlarge  
| mac2.metal | c6id.large | c6id.xlarge | c6id.2xlarge | c6id.4xlarge  
| c6id.8xlarge | c6id.12xlarge | c6id.16xlarge | c6id.24xlarge |  
c6id.32xlarge | c6id.metal | m6id.large | m6id.xlarge | m6id.2xlarge  
| m6id.4xlarge | m6id.8xlarge | m6id.12xlarge | m6id.16xlarge |  
m6id.24xlarge | m6id.32xlarge | m6id.metal | r6id.large | r6id.xlarge  
| r6id.2xlarge | r6id.4xlarge | r6id.8xlarge | r6id.12xlarge |  
r6id.16xlarge | r6id.24xlarge | r6id.32xlarge | r6id.metal | r6a.large  
| r6a.xlarge | r6a.2xlarge | r6a.4xlarge | r6a.8xlarge | r6a.12xlarge  
| r6a.16xlarge | r6a.24xlarge | r6a.32xlarge | r6a.48xlarge |  
r6a.metal | p4de.24xlarge | u-3tb1.56xlarge | u-18tb1.112xlarge |  
u-24tb1.112xlarge | trn1.2xlarge | trn1.32xlarge | hpc6id.32xlarge |  
c6in.large | c6in.xlarge | c6in.2xlarge | c6in.4xlarge | c6in.8xlarge

| c6in.12xlarge | c6in.16xlarge | c6in.24xlarge | c6in.32xlarge |  
m6in.large | m6in.xlarge | m6in.2xlarge | m6in.4xlarge | m6in.8xlarge  
| m6in.12xlarge | m6in.16xlarge | m6in.24xlarge | m6in.32xlarge  
| m6idn.large | m6idn.xlarge | m6idn.2xlarge | m6idn.4xlarge |  
m6idn.8xlarge | m6idn.12xlarge | m6idn.16xlarge | m6idn.24xlarge |  
m6idn.32xlarge | r6in.large | r6in.xlarge | r6in.2xlarge | r6in.4xlarge  
| r6in.8xlarge | r6in.12xlarge | r6in.16xlarge | r6in.24xlarge  
| r6in.32xlarge | r6idn.large | r6idn.xlarge | r6idn.2xlarge |  
r6idn.4xlarge | r6idn.8xlarge | r6idn.12xlarge | r6idn.16xlarge |  
r6idn.24xlarge | r6idn.32xlarge | c7g.metal | m7g.medium | m7g.large  
| m7g.xlarge | m7g.2xlarge | m7g.4xlarge | m7g.8xlarge | m7g.12xlarge  
| m7g.16xlarge | m7g.metal | r7g.medium | r7g.large | r7g.xlarge |  
r7g.2xlarge | r7g.4xlarge | r7g.8xlarge | r7g.12xlarge | r7g.16xlarge  
| r7g.metal | c6in.metal | m6in.metal | m6idn.metal | r6in.metal |  
r6idn.metal | inf2.xlarge | inf2.8xlarge | inf2.24xlarge | inf2.48xlarge  
| trn1n.32xlarge | i4g.large | i4g.xlarge | i4g.2xlarge | i4g.4xlarge  
| i4g.8xlarge | i4g.16xlarge | hpc7g.4xlarge | hpc7g.8xlarge |  
hpc7g.16xlarge | c7gn.medium | c7gn.large | c7gn.xlarge | c7gn.2xlarge  
| c7gn.4xlarge | c7gn.8xlarge | c7gn.12xlarge | c7gn.16xlarge |  
p5.48xlarge | m7i.large | m7i.xlarge | m7i.2xlarge | m7i.4xlarge |  
m7i.8xlarge | m7i.12xlarge | m7i.16xlarge | m7i.24xlarge | m7i.48xlarge  
| m7i-flex.large | m7i-flex.xlarge | m7i-flex.2xlarge | m7i-flex.4xlarge  
| m7i-flex.8xlarge | m7a.medium | m7a.large | m7a.xlarge | m7a.2xlarge |  
m7a.4xlarge | m7a.8xlarge | m7a.12xlarge | m7a.16xlarge | m7a.24xlarge  
| m7a.32xlarge | m7a.48xlarge | m7a.metal-48x1 | hpc7a.12xlarge |  
hpc7a.24xlarge | hpc7a.48xlarge | hpc7a.96xlarge | c7gd.medium |  
c7gd.large | c7gd.xlarge | c7gd.2xlarge | c7gd.4xlarge | c7gd.8xlarge |  
c7gd.12xlarge | c7gd.16xlarge | m7gd.medium | m7gd.large | m7gd.xlarge  
| m7gd.2xlarge | m7gd.4xlarge | m7gd.8xlarge | m7gd.12xlarge |  
m7gd.16xlarge | r7gd.medium | r7gd.large | r7gd.xlarge | r7gd.2xlarge |  
r7gd.4xlarge | r7gd.8xlarge | r7gd.12xlarge | r7gd.16xlarge | r7a.medium  
| r7a.large | r7a.xlarge | r7a.2xlarge | r7a.4xlarge | r7a.8xlarge |  
r7a.12xlarge | r7a.16xlarge | r7a.24xlarge | r7a.32xlarge | r7a.48xlarge  
| c7i.large | c7i.xlarge | c7i.2xlarge | c7i.4xlarge | c7i.8xlarge  
| c7i.12xlarge | c7i.16xlarge | c7i.24xlarge | c7i.48xlarge | mac2-  
m2pro.metal | r7iz.large | r7iz.xlarge | r7iz.2xlarge | r7iz.4xlarge

| r7iz.8xlarge | r7iz.12xlarge | r7iz.16xlarge | r7iz.32xlarge |  
c7a.medium | c7a.large | c7a.xlarge | c7a.2xlarge | c7a.4xlarge |  
c7a.8xlarge | c7a.12xlarge | c7a.16xlarge | c7a.24xlarge | c7a.32xlarge  
| c7a.48xlarge | c7a.metal-48xl | r7a.metal-48xl | r7i.large |  
r7i.xlarge | r7i.2xlarge | r7i.4xlarge | r7i.8xlarge | r7i.12xlarge  
| r7i.16xlarge | r7i.24xlarge | r7i.48xlarge | dl2q.24xlarge | mac2-  
m2.metal | i4i.12xlarge | i4i.24xlarge | c7i.metal-24xl | c7i.metal-48xl  
| m7i.metal-24xl | m7i.metal-48xl | r7i.metal-24xl | r7i.metal-48xl |  
r7iz.metal-16xl | r7iz.metal-32xl | c7gd.metal | m7gd.metal | r7gd.metal  
| g6.xlarge | g6.2xlarge | g6.4xlarge | g6.8xlarge | g6.12xlarge |  
g6.16xlarge | g6.24xlarge | g6.48xlarge | gr6.4xlarge | gr6.8xlarge |  
c7i-flex.large | c7i-flex.xlarge | c7i-flex.2xlarge | c7i-flex.4xlarge  
| c7i-flex.8xlarge | u7i-12tb.224xlarge | u7in-16tb.224xlarge |  
u7in-24tb.224xlarge | u7in-32tb.224xlarge | u7ib-12tb.224xlarge |  
c7gn.metal | r8g.medium | r8g.large | r8g.xlarge | r8g.2xlarge |  
r8g.4xlarge | r8g.8xlarge | r8g.12xlarge | r8g.16xlarge | r8g.24xlarge |  
r8g.48xlarge | r8g.metal-24xl | r8g.metal-48xl | mac2-m1ultra.metal

Required: No

### priority

The priority of the instance type in the Capacity Reservation Fleet. For more information, see [Instance type priority](#) in the *Amazon EC2 User Guide*.

Type: Integer

Valid Range: Minimum value of 0.

Required: No

### totalInstanceCount

The total number of instances for which the Capacity Reservation reserves capacity.

Type: Integer

Required: No

### weight

The weight of the instance type in the Capacity Reservation Fleet. For more information, see [Instance type weight](#) in the *Amazon EC2 User Guide*.

Type: Double

Valid Range: Minimum value of 0.001. Maximum value of 99.999.

Required: No

## See Also

For more information about using this API in one of the language-specific AWS SDKs, see the following:

- [AWS SDK for C++](#)
- [AWS SDK for Java V2](#)
- [AWS SDK for Ruby V3](#)

# FleetData

Describes an EC2 Fleet.

## Contents

### activityStatus

The progress of the EC2 Fleet. If there is an error, the status is `error`. After all requests are placed, the status is `pending_fulfillment`. If the size of the EC2 Fleet is equal to or greater than its target capacity, the status is `fulfilled`. If the size of the EC2 Fleet is decreased, the status is `pending_termination` while instances are terminating.

Type: String

Valid Values: `error` | `pending_fulfillment` | `pending_termination` | `fulfilled`

Required: No

### clientToken

Unique, case-sensitive identifier that you provide to ensure the idempotency of the request. For more information, see [Ensuring idempotency](#).

Constraints: Maximum 64 ASCII characters

Type: String

Required: No

### context

Reserved.

Type: String

Required: No

### createTime

The creation date and time of the EC2 Fleet.

Type: Timestamp

Required: No

### **errorSet**

Information about the instances that could not be launched by the fleet. Valid only when **Type** is set to `instant`.

Type: Array of [DescribeFleetError](#) objects

Required: No

### **excessCapacityTerminationPolicy**

Indicates whether running instances should be terminated if the target capacity of the EC2 Fleet is decreased below the current size of the EC2 Fleet.

Supported only for fleets of type `maintain`.

Type: String

Valid Values: `no-termination` | `termination`

Required: No

### **fleetId**

The ID of the EC2 Fleet.

Type: String

Required: No

### **fleetInstanceSet**

Information about the instances that were launched by the fleet. Valid only when **Type** is set to `instant`.

Type: Array of [DescribeFleetsInstances](#) objects

Required: No

### **fleetState**

The state of the EC2 Fleet.

Type: String



Valid Values: submitted | active | deleted | failed | deleted\_running | deleted\_terminating | modifying

Required: No

### **fulfilledCapacity**

The number of units fulfilled by this request compared to the set target capacity.

Type: Double

Required: No

### **fulfilledOnDemandCapacity**

The number of units fulfilled by this request compared to the set target On-Demand capacity.

Type: Double

Required: No

### **launchTemplateConfigs**

The launch template and overrides.

Type: Array of [FleetLaunchTemplateConfig](#) objects

Required: No

### **onDemandOptions**

The allocation strategy of On-Demand Instances in an EC2 Fleet.

Type: [OnDemandOptions](#) object

Required: No

### **replaceUnhealthyInstances**

Indicates whether EC2 Fleet should replace unhealthy Spot Instances. Supported only for fleets of type `maintain`. For more information, see [EC2 Fleet health checks](#) in the *Amazon EC2 User Guide*.

Type: Boolean

Required: No

## spotOptions

The configuration of Spot Instances in an EC2 Fleet.

Type: [SpotOptions](#) object

Required: No

## tagSet

The tags for an EC2 Fleet resource.

Type: Array of [Tag](#) objects

Required: No

## targetCapacitySpecification

The number of units to request. You can choose to set the target capacity in terms of instances or a performance characteristic that is important to your application workload, such as vCPUs, memory, or I/O. If the request type is `maintain`, you can specify a target capacity of 0 and add capacity later.

Type: [TargetCapacitySpecification](#) object

Required: No

## terminateInstancesWithExpiration

Indicates whether running instances should be terminated when the EC2 Fleet expires.

Type: Boolean

Required: No

## type

The type of request. Indicates whether the EC2 Fleet only requests the target capacity, or also attempts to maintain it. If you request a certain target capacity, EC2 Fleet only places the required requests; it does not attempt to replenish instances if capacity is diminished, and it does not submit requests in alternative capacity pools if capacity is unavailable. To maintain a certain target capacity, EC2 Fleet places the required requests to meet this target capacity. It also automatically replenishes any interrupted Spot Instances. Default: `maintain`.

Type: String

Valid Values: `request` | `maintain` | `instant`

Required: No

### **validFrom**

The start date and time of the request, in UTC format (for example, *YYYY-MM-DDTHH:MM:SSZ*). The default is to start fulfilling the request immediately.

Type: Timestamp

Required: No

### **validUntil**

The end date and time of the request, in UTC format (for example, *YYYY-MM-DDTHH:MM:SSZ*). At this point, no new instance requests are placed or able to fulfill the request. The default end date is 7 days from the current date.

Type: Timestamp

Required: No

## **See Also**

For more information about using this API in one of the language-specific AWS SDKs, see the following:

- [AWS SDK for C++](#)
- [AWS SDK for Java V2](#)
- [AWS SDK for Ruby V3](#)

# FleetLaunchTemplateConfig

Describes a launch template and overrides.

## Contents

### launchTemplateSpecification

The launch template.

Type: [FleetLaunchTemplateSpecification](#) object

Required: No

### overrides

Any parameters that you specify override the same parameters in the launch template.

Type: Array of [FleetLaunchTemplateOverrides](#) objects

Required: No

## See Also

For more information about using this API in one of the language-specific AWS SDKs, see the following:

- [AWS SDK for C++](#)
- [AWS SDK for Java V2](#)
- [AWS SDK for Ruby V3](#)

# FleetLaunchTemplateConfigRequest

Describes a launch template and overrides.

## Contents

### LaunchTemplateSpecification

The launch template to use. You must specify either the launch template ID or launch template name in the request.

Type: [FleetLaunchTemplateSpecificationRequest](#) object

Required: No

### Overrides

Any parameters that you specify override the same parameters in the launch template.

For fleets of type `request` and `maintain`, a maximum of 300 items is allowed across all launch templates.

Type: Array of [FleetLaunchTemplateOverridesRequest](#) objects

Required: No

## See Also

For more information about using this API in one of the language-specific AWS SDKs, see the following:

- [AWS SDK for C++](#)
- [AWS SDK for Java V2](#)
- [AWS SDK for Ruby V3](#)

# FleetLaunchTemplateOverrides

Describes overrides for a launch template.

## Contents

### availabilityZone

The Availability Zone in which to launch the instances.

Type: String

Required: No

### imageId

The ID of the AMI in the format `ami-17characters00000`.

Alternatively, you can specify a Systems Manager parameter, using one of the following formats. The Systems Manager parameter will resolve to an AMI ID on launch.

To reference a public parameter:

- `resolve:ssm:public-parameter`

To reference a parameter stored in the same account:

- `resolve:ssm:parameter-name`
- `resolve:ssm:parameter-name:version-number`
- `resolve:ssm:parameter-name:label`

To reference a parameter shared from another AWS account:

- `resolve:ssm:parameter-ARN`
- `resolve:ssm:parameter-ARN:version-number`
- `resolve:ssm:parameter-ARN:label`

For more information, see [Use a Systems Manager parameter instead of an AMI ID](#) in the *Amazon EC2 User Guide*.

**Note**

This parameter is only available for fleets of type `instant`. For fleets of type `maintain` and `request`, you must specify the AMI ID in the launch template.

Type: String

Required: No

**instanceRequirements**

The attributes for the instance types. When you specify instance attributes, Amazon EC2 will identify instance types with those attributes.

**Note**

If you specify `InstanceRequirements`, you can't specify `InstanceType`.

Type: [InstanceRequirements](#) object

Required: No

**instanceType**

The instance type.

`mac1.metal` is not supported as a launch template override.

**Note**

If you specify `InstanceType`, you can't specify `InstanceRequirements`.

Type: String

Valid Values: `a1.medium` | `a1.large` | `a1.xlarge` | `a1.2xlarge` | `a1.4xlarge` | `a1.metal` | `c1.medium` | `c1.xlarge` | `c3.large` | `c3.xlarge` | `c3.2xlarge` | `c3.4xlarge` | `c3.8xlarge` | `c4.large` | `c4.xlarge` | `c4.2xlarge` | `c4.4xlarge` | `c4.8xlarge` | `c5.large` | `c5.xlarge` | `c5.2xlarge` | `c5.4xlarge` | `c5.9xlarge` | `c5.12xlarge` | `c5.18xlarge` | `c5.24xlarge` | `c5.metal` |

c5a.large | c5a.xlarge | c5a.2xlarge | c5a.4xlarge | c5a.8xlarge |  
c5a.12xlarge | c5a.16xlarge | c5a.24xlarge | c5ad.large | c5ad.xlarge  
| c5ad.2xlarge | c5ad.4xlarge | c5ad.8xlarge | c5ad.12xlarge |  
c5ad.16xlarge | c5ad.24xlarge | c5d.large | c5d.xlarge | c5d.2xlarge |  
c5d.4xlarge | c5d.9xlarge | c5d.12xlarge | c5d.18xlarge | c5d.24xlarge  
| c5d.metal | c5n.large | c5n.xlarge | c5n.2xlarge | c5n.4xlarge |  
c5n.9xlarge | c5n.18xlarge | c5n.metal | c6g.medium | c6g.large |  
c6g.xlarge | c6g.2xlarge | c6g.4xlarge | c6g.8xlarge | c6g.12xlarge  
| c6g.16xlarge | c6g.metal | c6gd.medium | c6gd.large | c6gd.xlarge  
| c6gd.2xlarge | c6gd.4xlarge | c6gd.8xlarge | c6gd.12xlarge |  
c6gd.16xlarge | c6gd.metal | c6gn.medium | c6gn.large | c6gn.xlarge  
| c6gn.2xlarge | c6gn.4xlarge | c6gn.8xlarge | c6gn.12xlarge |  
c6gn.16xlarge | c6i.large | c6i.xlarge | c6i.2xlarge | c6i.4xlarge |  
c6i.8xlarge | c6i.12xlarge | c6i.16xlarge | c6i.24xlarge | c6i.32xlarge  
| c6i.metal | cc1.4xlarge | cc2.8xlarge | cg1.4xlarge | cr1.8xlarge  
| d2.xlarge | d2.2xlarge | d2.4xlarge | d2.8xlarge | d3.xlarge |  
d3.2xlarge | d3.4xlarge | d3.8xlarge | d3en.xlarge | d3en.2xlarge  
| d3en.4xlarge | d3en.6xlarge | d3en.8xlarge | d3en.12xlarge |  
dl1.24xlarge | f1.2xlarge | f1.4xlarge | f1.16xlarge | g2.2xlarge  
| g2.8xlarge | g3.4xlarge | g3.8xlarge | g3.16xlarge | g3s.xlarge |  
g4ad.xlarge | g4ad.2xlarge | g4ad.4xlarge | g4ad.8xlarge | g4ad.16xlarge  
| g4dn.xlarge | g4dn.2xlarge | g4dn.4xlarge | g4dn.8xlarge |  
g4dn.12xlarge | g4dn.16xlarge | g4dn.metal | g5.xlarge | g5.2xlarge  
| g5.4xlarge | g5.8xlarge | g5.12xlarge | g5.16xlarge | g5.24xlarge |  
g5.48xlarge | g5g.xlarge | g5g.2xlarge | g5g.4xlarge | g5g.8xlarge |  
g5g.16xlarge | g5g.metal | hi1.4xlarge | hpc6a.48xlarge | hs1.8xlarge  
| h1.2xlarge | h1.4xlarge | h1.8xlarge | h1.16xlarge | i2.xlarge  
| i2.2xlarge | i2.4xlarge | i2.8xlarge | i3.large | i3.xlarge |  
i3.2xlarge | i3.4xlarge | i3.8xlarge | i3.16xlarge | i3.metal |  
i3en.large | i3en.xlarge | i3en.2xlarge | i3en.3xlarge | i3en.6xlarge |  
i3en.12xlarge | i3en.24xlarge | i3en.metal | im4gn.large | im4gn.xlarge  
| im4gn.2xlarge | im4gn.4xlarge | im4gn.8xlarge | im4gn.16xlarge  
| inf1.xlarge | inf1.2xlarge | inf1.6xlarge | inf1.24xlarge |  
is4gen.medium | is4gen.large | is4gen.xlarge | is4gen.2xlarge |  
is4gen.4xlarge | is4gen.8xlarge | m1.small | m1.medium | m1.large  
| m1.xlarge | m2.xlarge | m2.2xlarge | m2.4xlarge | m3.medium |



m3.large | m3.xlarge | m3.2xlarge | m4.large | m4.xlarge | m4.2xlarge  
| m4.4xlarge | m4.10xlarge | m4.16xlarge | m5.large | m5.xlarge |  
m5.2xlarge | m5.4xlarge | m5.8xlarge | m5.12xlarge | m5.16xlarge  
| m5.24xlarge | m5.metal | m5a.large | m5a.xlarge | m5a.2xlarge |  
m5a.4xlarge | m5a.8xlarge | m5a.12xlarge | m5a.16xlarge | m5a.24xlarge  
| m5ad.large | m5ad.xlarge | m5ad.2xlarge | m5ad.4xlarge | m5ad.8xlarge  
| m5ad.12xlarge | m5ad.16xlarge | m5ad.24xlarge | m5d.large | m5d.xlarge  
| m5d.2xlarge | m5d.4xlarge | m5d.8xlarge | m5d.12xlarge | m5d.16xlarge  
| m5d.24xlarge | m5d.metal | m5dn.large | m5dn.xlarge | m5dn.2xlarge  
| m5dn.4xlarge | m5dn.8xlarge | m5dn.12xlarge | m5dn.16xlarge |  
m5dn.24xlarge | m5dn.metal | m5n.large | m5n.xlarge | m5n.2xlarge |  
m5n.4xlarge | m5n.8xlarge | m5n.12xlarge | m5n.16xlarge | m5n.24xlarge  
| m5n.metal | m5zn.large | m5zn.xlarge | m5zn.2xlarge | m5zn.3xlarge  
| m5zn.6xlarge | m5zn.12xlarge | m5zn.metal | m6a.large | m6a.xlarge |  
m6a.2xlarge | m6a.4xlarge | m6a.8xlarge | m6a.12xlarge | m6a.16xlarge  
| m6a.24xlarge | m6a.32xlarge | m6a.48xlarge | m6g.metal | m6g.medium  
| m6g.large | m6g.xlarge | m6g.2xlarge | m6g.4xlarge | m6g.8xlarge |  
m6g.12xlarge | m6g.16xlarge | m6gd.metal | m6gd.medium | m6gd.large |  
m6gd.xlarge | m6gd.2xlarge | m6gd.4xlarge | m6gd.8xlarge | m6gd.12xlarge  
| m6gd.16xlarge | m6i.large | m6i.xlarge | m6i.2xlarge | m6i.4xlarge |  
m6i.8xlarge | m6i.12xlarge | m6i.16xlarge | m6i.24xlarge | m6i.32xlarge  
| m6i.metal | mac1.metal | p2.xlarge | p2.8xlarge | p2.16xlarge |  
p3.2xlarge | p3.8xlarge | p3.16xlarge | p3dn.24xlarge | p4d.24xlarge |  
r3.large | r3.xlarge | r3.2xlarge | r3.4xlarge | r3.8xlarge | r4.large  
| r4.xlarge | r4.2xlarge | r4.4xlarge | r4.8xlarge | r4.16xlarge  
| r5.large | r5.xlarge | r5.2xlarge | r5.4xlarge | r5.8xlarge |  
r5.12xlarge | r5.16xlarge | r5.24xlarge | r5.metal | r5a.large |  
r5a.xlarge | r5a.2xlarge | r5a.4xlarge | r5a.8xlarge | r5a.12xlarge |  
r5a.16xlarge | r5a.24xlarge | r5ad.large | r5ad.xlarge | r5ad.2xlarge  
| r5ad.4xlarge | r5ad.8xlarge | r5ad.12xlarge | r5ad.16xlarge |  
r5ad.24xlarge | r5b.large | r5b.xlarge | r5b.2xlarge | r5b.4xlarge |  
r5b.8xlarge | r5b.12xlarge | r5b.16xlarge | r5b.24xlarge | r5b.metal  
| r5d.large | r5d.xlarge | r5d.2xlarge | r5d.4xlarge | r5d.8xlarge |  
r5d.12xlarge | r5d.16xlarge | r5d.24xlarge | r5d.metal | r5dn.large |  
r5dn.xlarge | r5dn.2xlarge | r5dn.4xlarge | r5dn.8xlarge | r5dn.12xlarge  
| r5dn.16xlarge | r5dn.24xlarge | r5dn.metal | r5n.large | r5n.xlarge

| r5n.2xlarge | r5n.4xlarge | r5n.8xlarge | r5n.12xlarge | r5n.16xlarge  
| r5n.24xlarge | r5n.metal | r6g.medium | r6g.large | r6g.xlarge |  
r6g.2xlarge | r6g.4xlarge | r6g.8xlarge | r6g.12xlarge | r6g.16xlarge  
| r6g.metal | r6gd.medium | r6gd.large | r6gd.xlarge | r6gd.2xlarge  
| r6gd.4xlarge | r6gd.8xlarge | r6gd.12xlarge | r6gd.16xlarge |  
r6gd.metal | r6i.large | r6i.xlarge | r6i.2xlarge | r6i.4xlarge |  
r6i.8xlarge | r6i.12xlarge | r6i.16xlarge | r6i.24xlarge | r6i.32xlarge  
| r6i.metal | t1.micro | t2.nano | t2.micro | t2.small | t2.medium |  
t2.large | t2.xlarge | t2.2xlarge | t3.nano | t3.micro | t3.small |  
t3.medium | t3.large | t3.xlarge | t3.2xlarge | t3a.nano | t3a.micro  
| t3a.small | t3a.medium | t3a.large | t3a.xlarge | t3a.2xlarge |  
t4g.nano | t4g.micro | t4g.small | t4g.medium | t4g.large | t4g.xlarge  
| t4g.2xlarge | u-6tb1.56xlarge | u-6tb1.112xlarge | u-9tb1.112xlarge  
| u-12tb1.112xlarge | u-6tb1.metal | u-9tb1.metal | u-12tb1.metal |  
u-18tb1.metal | u-24tb1.metal | vt1.3xlarge | vt1.6xlarge | vt1.24xlarge  
| x1.16xlarge | x1.32xlarge | x1e.xlarge | x1e.2xlarge | x1e.4xlarge  
| x1e.8xlarge | x1e.16xlarge | x1e.32xlarge | x2iezn.2xlarge |  
x2iezn.4xlarge | x2iezn.6xlarge | x2iezn.8xlarge | x2iezn.12xlarge |  
x2iezn.metal | x2gd.medium | x2gd.large | x2gd.xlarge | x2gd.2xlarge  
| x2gd.4xlarge | x2gd.8xlarge | x2gd.12xlarge | x2gd.16xlarge |  
x2gd.metal | z1d.large | z1d.xlarge | z1d.2xlarge | z1d.3xlarge |  
z1d.6xlarge | z1d.12xlarge | z1d.metal | x2idn.16xlarge | x2idn.24xlarge  
| x2idn.32xlarge | x2iedn.xlarge | x2iedn.2xlarge | x2iedn.4xlarge |  
x2iedn.8xlarge | x2iedn.16xlarge | x2iedn.24xlarge | x2iedn.32xlarge  
| c6a.large | c6a.xlarge | c6a.2xlarge | c6a.4xlarge | c6a.8xlarge |  
c6a.12xlarge | c6a.16xlarge | c6a.24xlarge | c6a.32xlarge | c6a.48xlarge  
| c6a.metal | m6a.metal | i4i.large | i4i.xlarge | i4i.2xlarge |  
i4i.4xlarge | i4i.8xlarge | i4i.16xlarge | i4i.32xlarge | i4i.metal  
| x2idn.metal | x2iedn.metal | c7g.medium | c7g.large | c7g.xlarge |  
c7g.2xlarge | c7g.4xlarge | c7g.8xlarge | c7g.12xlarge | c7g.16xlarge  
| mac2.metal | c6id.large | c6id.xlarge | c6id.2xlarge | c6id.4xlarge  
| c6id.8xlarge | c6id.12xlarge | c6id.16xlarge | c6id.24xlarge |  
c6id.32xlarge | c6id.metal | m6id.large | m6id.xlarge | m6id.2xlarge  
| m6id.4xlarge | m6id.8xlarge | m6id.12xlarge | m6id.16xlarge |  
m6id.24xlarge | m6id.32xlarge | m6id.metal | r6id.large | r6id.xlarge  
| r6id.2xlarge | r6id.4xlarge | r6id.8xlarge | r6id.12xlarge |

r6id.16xlarge | r6id.24xlarge | r6id.32xlarge | r6id.metal | r6a.large  
| r6a.xlarge | r6a.2xlarge | r6a.4xlarge | r6a.8xlarge | r6a.12xlarge  
| r6a.16xlarge | r6a.24xlarge | r6a.32xlarge | r6a.48xlarge |  
r6a.metal | p4de.24xlarge | u-3tb1.56xlarge | u-18tb1.112xlarge |  
u-24tb1.112xlarge | trn1.2xlarge | trn1.32xlarge | hpc6id.32xlarge |  
c6in.large | c6in.xlarge | c6in.2xlarge | c6in.4xlarge | c6in.8xlarge  
| c6in.12xlarge | c6in.16xlarge | c6in.24xlarge | c6in.32xlarge |  
m6in.large | m6in.xlarge | m6in.2xlarge | m6in.4xlarge | m6in.8xlarge  
| m6in.12xlarge | m6in.16xlarge | m6in.24xlarge | m6in.32xlarge  
| m6idn.large | m6idn.xlarge | m6idn.2xlarge | m6idn.4xlarge |  
m6idn.8xlarge | m6idn.12xlarge | m6idn.16xlarge | m6idn.24xlarge |  
m6idn.32xlarge | r6in.large | r6in.xlarge | r6in.2xlarge | r6in.4xlarge  
| r6in.8xlarge | r6in.12xlarge | r6in.16xlarge | r6in.24xlarge  
| r6in.32xlarge | r6idn.large | r6idn.xlarge | r6idn.2xlarge |  
r6idn.4xlarge | r6idn.8xlarge | r6idn.12xlarge | r6idn.16xlarge |  
r6idn.24xlarge | r6idn.32xlarge | c7g.metal | m7g.medium | m7g.large  
| m7g.xlarge | m7g.2xlarge | m7g.4xlarge | m7g.8xlarge | m7g.12xlarge  
| m7g.16xlarge | m7g.metal | r7g.medium | r7g.large | r7g.xlarge |  
r7g.2xlarge | r7g.4xlarge | r7g.8xlarge | r7g.12xlarge | r7g.16xlarge  
| r7g.metal | c6in.metal | m6in.metal | m6idn.metal | r6in.metal |  
r6idn.metal | inf2.xlarge | inf2.8xlarge | inf2.24xlarge | inf2.48xlarge  
| trn1n.32xlarge | i4g.large | i4g.xlarge | i4g.2xlarge | i4g.4xlarge  
| i4g.8xlarge | i4g.16xlarge | hpc7g.4xlarge | hpc7g.8xlarge |  
hpc7g.16xlarge | c7gn.medium | c7gn.large | c7gn.xlarge | c7gn.2xlarge  
| c7gn.4xlarge | c7gn.8xlarge | c7gn.12xlarge | c7gn.16xlarge |  
p5.48xlarge | m7i.large | m7i.xlarge | m7i.2xlarge | m7i.4xlarge |  
m7i.8xlarge | m7i.12xlarge | m7i.16xlarge | m7i.24xlarge | m7i.48xlarge  
| m7i-flex.large | m7i-flex.xlarge | m7i-flex.2xlarge | m7i-flex.4xlarge  
| m7i-flex.8xlarge | m7a.medium | m7a.large | m7a.xlarge | m7a.2xlarge |  
m7a.4xlarge | m7a.8xlarge | m7a.12xlarge | m7a.16xlarge | m7a.24xlarge  
| m7a.32xlarge | m7a.48xlarge | m7a.metal-48xl | hpc7a.12xlarge |  
hpc7a.24xlarge | hpc7a.48xlarge | hpc7a.96xlarge | c7gd.medium |  
c7gd.large | c7gd.xlarge | c7gd.2xlarge | c7gd.4xlarge | c7gd.8xlarge |  
c7gd.12xlarge | c7gd.16xlarge | m7gd.medium | m7gd.large | m7gd.xlarge  
| m7gd.2xlarge | m7gd.4xlarge | m7gd.8xlarge | m7gd.12xlarge |  
m7gd.16xlarge | r7gd.medium | r7gd.large | r7gd.xlarge | r7gd.2xlarge |

r7gd.4xlarge | r7gd.8xlarge | r7gd.12xlarge | r7gd.16xlarge | r7a.medium  
| r7a.large | r7a.xlarge | r7a.2xlarge | r7a.4xlarge | r7a.8xlarge |  
r7a.12xlarge | r7a.16xlarge | r7a.24xlarge | r7a.32xlarge | r7a.48xlarge  
| c7i.large | c7i.xlarge | c7i.2xlarge | c7i.4xlarge | c7i.8xlarge  
| c7i.12xlarge | c7i.16xlarge | c7i.24xlarge | c7i.48xlarge | mac2-  
m2pro.metal | r7iz.large | r7iz.xlarge | r7iz.2xlarge | r7iz.4xlarge  
| r7iz.8xlarge | r7iz.12xlarge | r7iz.16xlarge | r7iz.32xlarge |  
c7a.medium | c7a.large | c7a.xlarge | c7a.2xlarge | c7a.4xlarge |  
c7a.8xlarge | c7a.12xlarge | c7a.16xlarge | c7a.24xlarge | c7a.32xlarge  
| c7a.48xlarge | c7a.metal-48x1 | r7a.metal-48x1 | r7i.large |  
r7i.xlarge | r7i.2xlarge | r7i.4xlarge | r7i.8xlarge | r7i.12xlarge  
| r7i.16xlarge | r7i.24xlarge | r7i.48xlarge | dl2q.24xlarge | mac2-  
m2.metal | i4i.12xlarge | i4i.24xlarge | c7i.metal-24x1 | c7i.metal-48x1  
| m7i.metal-24x1 | m7i.metal-48x1 | r7i.metal-24x1 | r7i.metal-48x1 |  
r7iz.metal-16x1 | r7iz.metal-32x1 | c7gd.metal | m7gd.metal | r7gd.metal  
| g6.xlarge | g6.2xlarge | g6.4xlarge | g6.8xlarge | g6.12xlarge |  
g6.16xlarge | g6.24xlarge | g6.48xlarge | gr6.4xlarge | gr6.8xlarge |  
c7i-flex.large | c7i-flex.xlarge | c7i-flex.2xlarge | c7i-flex.4xlarge  
| c7i-flex.8xlarge | u7i-12tb.224xlarge | u7in-16tb.224xlarge |  
u7in-24tb.224xlarge | u7in-32tb.224xlarge | u7ib-12tb.224xlarge |  
c7gn.metal | r8g.medium | r8g.large | r8g.xlarge | r8g.2xlarge |  
r8g.4xlarge | r8g.8xlarge | r8g.12xlarge | r8g.16xlarge | r8g.24xlarge |  
r8g.48xlarge | r8g.metal-24x1 | r8g.metal-48x1 | mac2-m1ultra.metal

Required: No

## maxPrice

The maximum price per unit hour that you are willing to pay for a Spot Instance. We do not recommend using this parameter because it can lead to increased interruptions. If you do not specify this parameter, you will pay the current Spot price.

### Important

If you specify a maximum price, your instances will be interrupted more frequently than if you do not specify this parameter.

Type: String

Required: No

### **placement**

The location where the instance launched, if applicable.

Type: [PlacementResponse](#) object

Required: No

### **priority**

The priority for the launch template override. The highest priority is launched first.

If the On-Demand AllocationStrategy is set to prioritized, EC2 Fleet uses priority to determine which launch template override to use first in fulfilling On-Demand capacity.

If the Spot AllocationStrategy is set to capacity-optimized-prioritized, EC2 Fleet uses priority on a best-effort basis to determine which launch template override to use in fulfilling Spot capacity, but optimizes for capacity first.

Valid values are whole numbers starting at 0. The lower the number, the higher the priority. If no number is set, the override has the lowest priority. You can set the same priority for different launch template overrides.

Type: Double

Required: No

### **subnetId**

The ID of the subnet in which to launch the instances.

Type: String

Required: No

### **weightedCapacity**

The number of units provided by the specified instance type. These are the same units that you chose to set the target capacity in terms of instances, or a performance characteristic such as vCPUs, memory, or I/O.

If the target capacity divided by this value is not a whole number, Amazon EC2 rounds the number of instances to the next whole number. If this value is not specified, the default is 1.

**Note**

When specifying weights, the price used in the lowest-price and price-capacity-optimized allocation strategies is per *unit* hour (where the instance price is divided by the specified weight). However, if all the specified weights are above the requested `TargetCapacity`, resulting in only 1 instance being launched, the price used is per *instance* hour.

Type: Double

Required: No

## See Also

For more information about using this API in one of the language-specific AWS SDKs, see the following:

- [AWS SDK for C++](#)
- [AWS SDK for Java V2](#)
- [AWS SDK for Ruby V3](#)

# FleetLaunchTemplateOverridesRequest

Describes overrides for a launch template.

## Contents

### AvailabilityZone

The Availability Zone in which to launch the instances.

Type: String

Required: No

### ImageId

The ID of the AMI in the format `ami-17characters00000`.

Alternatively, you can specify a Systems Manager parameter, using one of the following formats. The Systems Manager parameter will resolve to an AMI ID on launch.

To reference a public parameter:

- `resolve:ssm:public-parameter`

To reference a parameter stored in the same account:

- `resolve:ssm:parameter-name`
- `resolve:ssm:parameter-name:version-number`
- `resolve:ssm:parameter-name:label`

To reference a parameter shared from another AWS account:

- `resolve:ssm:parameter-ARN`
- `resolve:ssm:parameter-ARN:version-number`
- `resolve:ssm:parameter-ARN:label`

For more information, see [Use a Systems Manager parameter instead of an AMI ID](#) in the *Amazon EC2 User Guide*.

**Note**

This parameter is only available for fleets of type `instant`. For fleets of type `maintain` and `request`, you must specify the AMI ID in the launch template.

Type: String

Required: No

**InstanceRequirements**

The attributes for the instance types. When you specify instance attributes, Amazon EC2 will identify instance types with those attributes.

**Note**

If you specify `InstanceRequirements`, you can't specify `InstanceType`.

Type: [InstanceRequirementsRequest](#) object

Required: No

**InstanceType**

The instance type.

`mac1.metal` is not supported as a launch template override.

**Note**

If you specify `InstanceType`, you can't specify `InstanceRequirements`.

Type: String

Valid Values: `a1.medium` | `a1.large` | `a1.xlarge` | `a1.2xlarge` | `a1.4xlarge` | `a1.metal` | `c1.medium` | `c1.xlarge` | `c3.large` | `c3.xlarge` | `c3.2xlarge` | `c3.4xlarge` | `c3.8xlarge` | `c4.large` | `c4.xlarge` | `c4.2xlarge` | `c4.4xlarge` | `c4.8xlarge` | `c5.large` | `c5.xlarge` | `c5.2xlarge` | `c5.4xlarge` | `c5.9xlarge` | `c5.12xlarge` | `c5.18xlarge` | `c5.24xlarge` | `c5.metal` |



c5a.large | c5a.xlarge | c5a.2xlarge | c5a.4xlarge | c5a.8xlarge |  
c5a.12xlarge | c5a.16xlarge | c5a.24xlarge | c5ad.large | c5ad.xlarge  
| c5ad.2xlarge | c5ad.4xlarge | c5ad.8xlarge | c5ad.12xlarge |  
c5ad.16xlarge | c5ad.24xlarge | c5d.large | c5d.xlarge | c5d.2xlarge |  
c5d.4xlarge | c5d.9xlarge | c5d.12xlarge | c5d.18xlarge | c5d.24xlarge  
| c5d.metal | c5n.large | c5n.xlarge | c5n.2xlarge | c5n.4xlarge |  
c5n.9xlarge | c5n.18xlarge | c5n.metal | c6g.medium | c6g.large |  
c6g.xlarge | c6g.2xlarge | c6g.4xlarge | c6g.8xlarge | c6g.12xlarge  
| c6g.16xlarge | c6g.metal | c6gd.medium | c6gd.large | c6gd.xlarge  
| c6gd.2xlarge | c6gd.4xlarge | c6gd.8xlarge | c6gd.12xlarge |  
c6gd.16xlarge | c6gd.metal | c6gn.medium | c6gn.large | c6gn.xlarge  
| c6gn.2xlarge | c6gn.4xlarge | c6gn.8xlarge | c6gn.12xlarge |  
c6gn.16xlarge | c6i.large | c6i.xlarge | c6i.2xlarge | c6i.4xlarge |  
c6i.8xlarge | c6i.12xlarge | c6i.16xlarge | c6i.24xlarge | c6i.32xlarge  
| c6i.metal | cc1.4xlarge | cc2.8xlarge | cg1.4xlarge | cr1.8xlarge  
| d2.xlarge | d2.2xlarge | d2.4xlarge | d2.8xlarge | d3.xlarge |  
d3.2xlarge | d3.4xlarge | d3.8xlarge | d3en.xlarge | d3en.2xlarge  
| d3en.4xlarge | d3en.6xlarge | d3en.8xlarge | d3en.12xlarge |  
dl1.24xlarge | f1.2xlarge | f1.4xlarge | f1.16xlarge | g2.2xlarge  
| g2.8xlarge | g3.4xlarge | g3.8xlarge | g3.16xlarge | g3s.xlarge |  
g4ad.xlarge | g4ad.2xlarge | g4ad.4xlarge | g4ad.8xlarge | g4ad.16xlarge  
| g4dn.xlarge | g4dn.2xlarge | g4dn.4xlarge | g4dn.8xlarge |  
g4dn.12xlarge | g4dn.16xlarge | g4dn.metal | g5.xlarge | g5.2xlarge  
| g5.4xlarge | g5.8xlarge | g5.12xlarge | g5.16xlarge | g5.24xlarge |  
g5.48xlarge | g5g.xlarge | g5g.2xlarge | g5g.4xlarge | g5g.8xlarge |  
g5g.16xlarge | g5g.metal | hi1.4xlarge | hpc6a.48xlarge | hs1.8xlarge  
| h1.2xlarge | h1.4xlarge | h1.8xlarge | h1.16xlarge | i2.xlarge  
| i2.2xlarge | i2.4xlarge | i2.8xlarge | i3.large | i3.xlarge |  
i3.2xlarge | i3.4xlarge | i3.8xlarge | i3.16xlarge | i3.metal |  
i3en.large | i3en.xlarge | i3en.2xlarge | i3en.3xlarge | i3en.6xlarge |  
i3en.12xlarge | i3en.24xlarge | i3en.metal | im4gn.large | im4gn.xlarge  
| im4gn.2xlarge | im4gn.4xlarge | im4gn.8xlarge | im4gn.16xlarge  
| inf1.xlarge | inf1.2xlarge | inf1.6xlarge | inf1.24xlarge |  
is4gen.medium | is4gen.large | is4gen.xlarge | is4gen.2xlarge |  
is4gen.4xlarge | is4gen.8xlarge | m1.small | m1.medium | m1.large  
| m1.xlarge | m2.xlarge | m2.2xlarge | m2.4xlarge | m3.medium |

m3.large | m3.xlarge | m3.2xlarge | m4.large | m4.xlarge | m4.2xlarge  
| m4.4xlarge | m4.10xlarge | m4.16xlarge | m5.large | m5.xlarge |  
m5.2xlarge | m5.4xlarge | m5.8xlarge | m5.12xlarge | m5.16xlarge  
| m5.24xlarge | m5.metal | m5a.large | m5a.xlarge | m5a.2xlarge |  
m5a.4xlarge | m5a.8xlarge | m5a.12xlarge | m5a.16xlarge | m5a.24xlarge  
| m5ad.large | m5ad.xlarge | m5ad.2xlarge | m5ad.4xlarge | m5ad.8xlarge  
| m5ad.12xlarge | m5ad.16xlarge | m5ad.24xlarge | m5d.large | m5d.xlarge  
| m5d.2xlarge | m5d.4xlarge | m5d.8xlarge | m5d.12xlarge | m5d.16xlarge  
| m5d.24xlarge | m5d.metal | m5dn.large | m5dn.xlarge | m5dn.2xlarge  
| m5dn.4xlarge | m5dn.8xlarge | m5dn.12xlarge | m5dn.16xlarge |  
m5dn.24xlarge | m5dn.metal | m5n.large | m5n.xlarge | m5n.2xlarge |  
m5n.4xlarge | m5n.8xlarge | m5n.12xlarge | m5n.16xlarge | m5n.24xlarge  
| m5n.metal | m5zn.large | m5zn.xlarge | m5zn.2xlarge | m5zn.3xlarge  
| m5zn.6xlarge | m5zn.12xlarge | m5zn.metal | m6a.large | m6a.xlarge |  
m6a.2xlarge | m6a.4xlarge | m6a.8xlarge | m6a.12xlarge | m6a.16xlarge  
| m6a.24xlarge | m6a.32xlarge | m6a.48xlarge | m6g.metal | m6g.medium  
| m6g.large | m6g.xlarge | m6g.2xlarge | m6g.4xlarge | m6g.8xlarge |  
m6g.12xlarge | m6g.16xlarge | m6gd.metal | m6gd.medium | m6gd.large |  
m6gd.xlarge | m6gd.2xlarge | m6gd.4xlarge | m6gd.8xlarge | m6gd.12xlarge  
| m6gd.16xlarge | m6i.large | m6i.xlarge | m6i.2xlarge | m6i.4xlarge |  
m6i.8xlarge | m6i.12xlarge | m6i.16xlarge | m6i.24xlarge | m6i.32xlarge  
| m6i.metal | mac1.metal | p2.xlarge | p2.8xlarge | p2.16xlarge |  
p3.2xlarge | p3.8xlarge | p3.16xlarge | p3dn.24xlarge | p4d.24xlarge |  
r3.large | r3.xlarge | r3.2xlarge | r3.4xlarge | r3.8xlarge | r4.large  
| r4.xlarge | r4.2xlarge | r4.4xlarge | r4.8xlarge | r4.16xlarge  
| r5.large | r5.xlarge | r5.2xlarge | r5.4xlarge | r5.8xlarge |  
r5.12xlarge | r5.16xlarge | r5.24xlarge | r5.metal | r5a.large |  
r5a.xlarge | r5a.2xlarge | r5a.4xlarge | r5a.8xlarge | r5a.12xlarge |  
r5a.16xlarge | r5a.24xlarge | r5ad.large | r5ad.xlarge | r5ad.2xlarge  
| r5ad.4xlarge | r5ad.8xlarge | r5ad.12xlarge | r5ad.16xlarge |  
r5ad.24xlarge | r5b.large | r5b.xlarge | r5b.2xlarge | r5b.4xlarge |  
r5b.8xlarge | r5b.12xlarge | r5b.16xlarge | r5b.24xlarge | r5b.metal  
| r5d.large | r5d.xlarge | r5d.2xlarge | r5d.4xlarge | r5d.8xlarge |  
r5d.12xlarge | r5d.16xlarge | r5d.24xlarge | r5d.metal | r5dn.large |  
r5dn.xlarge | r5dn.2xlarge | r5dn.4xlarge | r5dn.8xlarge | r5dn.12xlarge  
| r5dn.16xlarge | r5dn.24xlarge | r5dn.metal | r5n.large | r5n.xlarge

| r5n.2xlarge | r5n.4xlarge | r5n.8xlarge | r5n.12xlarge | r5n.16xlarge  
| r5n.24xlarge | r5n.metal | r6g.medium | r6g.large | r6g.xlarge |  
r6g.2xlarge | r6g.4xlarge | r6g.8xlarge | r6g.12xlarge | r6g.16xlarge  
| r6g.metal | r6gd.medium | r6gd.large | r6gd.xlarge | r6gd.2xlarge  
| r6gd.4xlarge | r6gd.8xlarge | r6gd.12xlarge | r6gd.16xlarge |  
r6gd.metal | r6i.large | r6i.xlarge | r6i.2xlarge | r6i.4xlarge |  
r6i.8xlarge | r6i.12xlarge | r6i.16xlarge | r6i.24xlarge | r6i.32xlarge  
| r6i.metal | t1.micro | t2.nano | t2.micro | t2.small | t2.medium |  
t2.large | t2.xlarge | t2.2xlarge | t3.nano | t3.micro | t3.small |  
t3.medium | t3.large | t3.xlarge | t3.2xlarge | t3a.nano | t3a.micro  
| t3a.small | t3a.medium | t3a.large | t3a.xlarge | t3a.2xlarge |  
t4g.nano | t4g.micro | t4g.small | t4g.medium | t4g.large | t4g.xlarge  
| t4g.2xlarge | u-6tb1.56xlarge | u-6tb1.112xlarge | u-9tb1.112xlarge  
| u-12tb1.112xlarge | u-6tb1.metal | u-9tb1.metal | u-12tb1.metal |  
u-18tb1.metal | u-24tb1.metal | vt1.3xlarge | vt1.6xlarge | vt1.24xlarge  
| x1.16xlarge | x1.32xlarge | x1e.xlarge | x1e.2xlarge | x1e.4xlarge  
| x1e.8xlarge | x1e.16xlarge | x1e.32xlarge | x2iezn.2xlarge |  
x2iezn.4xlarge | x2iezn.6xlarge | x2iezn.8xlarge | x2iezn.12xlarge |  
x2iezn.metal | x2gd.medium | x2gd.large | x2gd.xlarge | x2gd.2xlarge  
| x2gd.4xlarge | x2gd.8xlarge | x2gd.12xlarge | x2gd.16xlarge |  
x2gd.metal | z1d.large | z1d.xlarge | z1d.2xlarge | z1d.3xlarge |  
z1d.6xlarge | z1d.12xlarge | z1d.metal | x2idn.16xlarge | x2idn.24xlarge  
| x2idn.32xlarge | x2iedn.xlarge | x2iedn.2xlarge | x2iedn.4xlarge |  
x2iedn.8xlarge | x2iedn.16xlarge | x2iedn.24xlarge | x2iedn.32xlarge  
| c6a.large | c6a.xlarge | c6a.2xlarge | c6a.4xlarge | c6a.8xlarge |  
c6a.12xlarge | c6a.16xlarge | c6a.24xlarge | c6a.32xlarge | c6a.48xlarge  
| c6a.metal | m6a.metal | i4i.large | i4i.xlarge | i4i.2xlarge |  
i4i.4xlarge | i4i.8xlarge | i4i.16xlarge | i4i.32xlarge | i4i.metal  
| x2idn.metal | x2iedn.metal | c7g.medium | c7g.large | c7g.xlarge |  
c7g.2xlarge | c7g.4xlarge | c7g.8xlarge | c7g.12xlarge | c7g.16xlarge  
| mac2.metal | c6id.large | c6id.xlarge | c6id.2xlarge | c6id.4xlarge  
| c6id.8xlarge | c6id.12xlarge | c6id.16xlarge | c6id.24xlarge |  
c6id.32xlarge | c6id.metal | m6id.large | m6id.xlarge | m6id.2xlarge  
| m6id.4xlarge | m6id.8xlarge | m6id.12xlarge | m6id.16xlarge |  
m6id.24xlarge | m6id.32xlarge | m6id.metal | r6id.large | r6id.xlarge  
| r6id.2xlarge | r6id.4xlarge | r6id.8xlarge | r6id.12xlarge |

r6id.16xlarge | r6id.24xlarge | r6id.32xlarge | r6id.metal | r6a.large  
| r6a.xlarge | r6a.2xlarge | r6a.4xlarge | r6a.8xlarge | r6a.12xlarge  
| r6a.16xlarge | r6a.24xlarge | r6a.32xlarge | r6a.48xlarge |  
r6a.metal | p4de.24xlarge | u-3tb1.56xlarge | u-18tb1.112xlarge |  
u-24tb1.112xlarge | trn1.2xlarge | trn1.32xlarge | hpc6id.32xlarge |  
c6in.large | c6in.xlarge | c6in.2xlarge | c6in.4xlarge | c6in.8xlarge  
| c6in.12xlarge | c6in.16xlarge | c6in.24xlarge | c6in.32xlarge |  
m6in.large | m6in.xlarge | m6in.2xlarge | m6in.4xlarge | m6in.8xlarge  
| m6in.12xlarge | m6in.16xlarge | m6in.24xlarge | m6in.32xlarge  
| m6idn.large | m6idn.xlarge | m6idn.2xlarge | m6idn.4xlarge |  
m6idn.8xlarge | m6idn.12xlarge | m6idn.16xlarge | m6idn.24xlarge |  
m6idn.32xlarge | r6in.large | r6in.xlarge | r6in.2xlarge | r6in.4xlarge  
| r6in.8xlarge | r6in.12xlarge | r6in.16xlarge | r6in.24xlarge  
| r6in.32xlarge | r6idn.large | r6idn.xlarge | r6idn.2xlarge |  
r6idn.4xlarge | r6idn.8xlarge | r6idn.12xlarge | r6idn.16xlarge |  
r6idn.24xlarge | r6idn.32xlarge | c7g.metal | m7g.medium | m7g.large  
| m7g.xlarge | m7g.2xlarge | m7g.4xlarge | m7g.8xlarge | m7g.12xlarge  
| m7g.16xlarge | m7g.metal | r7g.medium | r7g.large | r7g.xlarge |  
r7g.2xlarge | r7g.4xlarge | r7g.8xlarge | r7g.12xlarge | r7g.16xlarge  
| r7g.metal | c6in.metal | m6in.metal | m6idn.metal | r6in.metal |  
r6idn.metal | inf2.xlarge | inf2.8xlarge | inf2.24xlarge | inf2.48xlarge  
| trn1n.32xlarge | i4g.large | i4g.xlarge | i4g.2xlarge | i4g.4xlarge  
| i4g.8xlarge | i4g.16xlarge | hpc7g.4xlarge | hpc7g.8xlarge |  
hpc7g.16xlarge | c7gn.medium | c7gn.large | c7gn.xlarge | c7gn.2xlarge  
| c7gn.4xlarge | c7gn.8xlarge | c7gn.12xlarge | c7gn.16xlarge |  
p5.48xlarge | m7i.large | m7i.xlarge | m7i.2xlarge | m7i.4xlarge |  
m7i.8xlarge | m7i.12xlarge | m7i.16xlarge | m7i.24xlarge | m7i.48xlarge  
| m7i-flex.large | m7i-flex.xlarge | m7i-flex.2xlarge | m7i-flex.4xlarge  
| m7i-flex.8xlarge | m7a.medium | m7a.large | m7a.xlarge | m7a.2xlarge |  
m7a.4xlarge | m7a.8xlarge | m7a.12xlarge | m7a.16xlarge | m7a.24xlarge  
| m7a.32xlarge | m7a.48xlarge | m7a.metal-48xl | hpc7a.12xlarge |  
hpc7a.24xlarge | hpc7a.48xlarge | hpc7a.96xlarge | c7gd.medium |  
c7gd.large | c7gd.xlarge | c7gd.2xlarge | c7gd.4xlarge | c7gd.8xlarge |  
c7gd.12xlarge | c7gd.16xlarge | m7gd.medium | m7gd.large | m7gd.xlarge  
| m7gd.2xlarge | m7gd.4xlarge | m7gd.8xlarge | m7gd.12xlarge |  
m7gd.16xlarge | r7gd.medium | r7gd.large | r7gd.xlarge | r7gd.2xlarge |

r7gd.4xlarge | r7gd.8xlarge | r7gd.12xlarge | r7gd.16xlarge | r7a.medium  
| r7a.large | r7a.xlarge | r7a.2xlarge | r7a.4xlarge | r7a.8xlarge |  
r7a.12xlarge | r7a.16xlarge | r7a.24xlarge | r7a.32xlarge | r7a.48xlarge  
| c7i.large | c7i.xlarge | c7i.2xlarge | c7i.4xlarge | c7i.8xlarge  
| c7i.12xlarge | c7i.16xlarge | c7i.24xlarge | c7i.48xlarge | mac2-  
m2pro.metal | r7iz.large | r7iz.xlarge | r7iz.2xlarge | r7iz.4xlarge  
| r7iz.8xlarge | r7iz.12xlarge | r7iz.16xlarge | r7iz.32xlarge |  
c7a.medium | c7a.large | c7a.xlarge | c7a.2xlarge | c7a.4xlarge |  
c7a.8xlarge | c7a.12xlarge | c7a.16xlarge | c7a.24xlarge | c7a.32xlarge  
| c7a.48xlarge | c7a.metal-48x1 | r7a.metal-48x1 | r7i.large |  
r7i.xlarge | r7i.2xlarge | r7i.4xlarge | r7i.8xlarge | r7i.12xlarge  
| r7i.16xlarge | r7i.24xlarge | r7i.48xlarge | dl2q.24xlarge | mac2-  
m2.metal | i4i.12xlarge | i4i.24xlarge | c7i.metal-24x1 | c7i.metal-48x1  
| m7i.metal-24x1 | m7i.metal-48x1 | r7i.metal-24x1 | r7i.metal-48x1 |  
r7iz.metal-16x1 | r7iz.metal-32x1 | c7gd.metal | m7gd.metal | r7gd.metal  
| g6.xlarge | g6.2xlarge | g6.4xlarge | g6.8xlarge | g6.12xlarge |  
g6.16xlarge | g6.24xlarge | g6.48xlarge | gr6.4xlarge | gr6.8xlarge |  
c7i-flex.large | c7i-flex.xlarge | c7i-flex.2xlarge | c7i-flex.4xlarge  
| c7i-flex.8xlarge | u7i-12tb.224xlarge | u7in-16tb.224xlarge |  
u7in-24tb.224xlarge | u7in-32tb.224xlarge | u7ib-12tb.224xlarge |  
c7gn.metal | r8g.medium | r8g.large | r8g.xlarge | r8g.2xlarge |  
r8g.4xlarge | r8g.8xlarge | r8g.12xlarge | r8g.16xlarge | r8g.24xlarge |  
r8g.48xlarge | r8g.metal-24x1 | r8g.metal-48x1 | mac2-m1ultra.metal

Required: No

## MaxPrice

The maximum price per unit hour that you are willing to pay for a Spot Instance. We do not recommend using this parameter because it can lead to increased interruptions. If you do not specify this parameter, you will pay the current Spot price.

### Important

If you specify a maximum price, your instances will be interrupted more frequently than if you do not specify this parameter.

Type: String

Required: No

## Placement

The location where the instance launched, if applicable.

Type: [Placement](#) object

Required: No

## Priority

The priority for the launch template override. The highest priority is launched first.

If the `On-Demand AllocationStrategy` is set to `prioritized`, EC2 Fleet uses priority to determine which launch template override to use first in fulfilling On-Demand capacity.

If the `Spot AllocationStrategy` is set to `capacity-optimized-prioritized`, EC2 Fleet uses priority on a best-effort basis to determine which launch template override to use in fulfilling Spot capacity, but optimizes for capacity first.

Valid values are whole numbers starting at 0. The lower the number, the higher the priority. If no number is set, the launch template override has the lowest priority. You can set the same priority for different launch template overrides.

Type: Double

Required: No

## SubnetId

The IDs of the subnets in which to launch the instances. Separate multiple subnet IDs using commas (for example, `subnet-1234abcdeexample1, subnet-0987cdef6example2`). A request of type `instant` can have only one subnet ID.

Type: String

Required: No

## WeightedCapacity

The number of units provided by the specified instance type. These are the same units that you chose to set the target capacity in terms of instances, or a performance characteristic such as vCPUs, memory, or I/O.

If the target capacity divided by this value is not a whole number, Amazon EC2 rounds the number of instances to the next whole number. If this value is not specified, the default is 1.

**Note**

When specifying weights, the price used in the lowest-price and price-capacity-optimized allocation strategies is per *unit* hour (where the instance price is divided by the specified weight). However, if all the specified weights are above the requested `TargetCapacity`, resulting in only 1 instance being launched, the price used is per *instance* hour.

Type: Double

Required: No

## See Also

For more information about using this API in one of the language-specific AWS SDKs, see the following:

- [AWS SDK for C++](#)
- [AWS SDK for Java V2](#)
- [AWS SDK for Ruby V3](#)

# FleetLaunchTemplateSpecification

The Amazon EC2 launch template that can be used by a Spot Fleet to configure Amazon EC2 instances. You must specify either the ID or name of the launch template in the request, but not both.

For information about launch templates, see [Launch an instance from a launch template](#) in the *Amazon EC2 User Guide*.

## Contents

### **LaunchTemplateId** (request), **launchTemplateId** (response)

The ID of the launch template.

You must specify the `LaunchTemplateId` or the `LaunchTemplateName`, but not both.

Type: String

Required: No

### **LaunchTemplateName** (request), **launchTemplateName** (response)

The name of the launch template.

You must specify the `LaunchTemplateName` or the `LaunchTemplateId`, but not both.

Type: String

Length Constraints: Minimum length of 3. Maximum length of 128.

Pattern: `[a-zA-Z0-9\(\)\.\-/_]+`

Required: No

### **Version** (request), **version** (response)

The launch template version number, `$Latest`, or `$Default`. You must specify a value, otherwise the request fails.

If the value is `$Latest`, Amazon EC2 uses the latest version of the launch template.

If the value is `$Default`, Amazon EC2 uses the default version of the launch template.



Type: String

Required: No

## See Also

For more information about using this API in one of the language-specific AWS SDKs, see the following:

- [AWS SDK for C++](#)
- [AWS SDK for Java V2](#)
- [AWS SDK for Ruby V3](#)

# FleetLaunchTemplateSpecificationRequest

The Amazon EC2 launch template that can be used by an EC2 Fleet to configure Amazon EC2 instances. You must specify either the ID or name of the launch template in the request, but not both.

For information about launch templates, see [Launch an instance from a launch template](#) in the *Amazon EC2 User Guide*.

## Contents

### LaunchTemplateId

The ID of the launch template.

You must specify the `LaunchTemplateId` or the `LaunchTemplateName`, but not both.

Type: String

Required: No

### LaunchTemplateName

The name of the launch template.

You must specify the `LaunchTemplateName` or the `LaunchTemplateId`, but not both.

Type: String

Length Constraints: Minimum length of 3. Maximum length of 128.

Pattern: `[a-zA-Z0-9\(\)\.\-/_]+`

Required: No

### Version

The launch template version number, `$Latest`, or `$Default`. You must specify a value, otherwise the request fails.

If the value is `$Latest`, Amazon EC2 uses the latest version of the launch template.

If the value is `$Default`, Amazon EC2 uses the default version of the launch template.

Type: String

Required: No

## See Also

For more information about using this API in one of the language-specific AWS SDKs, see the following:

- [AWS SDK for C++](#)
- [AWS SDK for Java V2](#)
- [AWS SDK for Ruby V3](#)

# FleetSpotCapacityRebalance

The strategy to use when Amazon EC2 emits a signal that your Spot Instance is at an elevated risk of being interrupted.

## Contents

### **replacementStrategy**

The replacement strategy to use. Only available for fleets of type `maintain`.

`launch` - EC2 Fleet launches a new replacement Spot Instance when a rebalance notification is emitted for an existing Spot Instance in the fleet. EC2 Fleet does not terminate the instances that receive a rebalance notification. You can terminate the old instances, or you can leave them running. You are charged for all instances while they are running.

`launch-before-terminate` - EC2 Fleet launches a new replacement Spot Instance when a rebalance notification is emitted for an existing Spot Instance in the fleet, and then, after a delay that you specify (in `TerminationDelay`), terminates the instances that received a rebalance notification.

Type: String

Valid Values: `launch` | `launch-before-terminate`

Required: No

### **terminationDelay**

The amount of time (in seconds) that Amazon EC2 waits before terminating the old Spot Instance after launching a new replacement Spot Instance.

Required when `ReplacementStrategy` is set to `launch-before-terminate`.

Not valid when `ReplacementStrategy` is set to `launch`.

Valid values: Minimum value of 120 seconds. Maximum value of 7200 seconds.

Type: Integer

Required: No

## See Also

For more information about using this API in one of the language-specific AWS SDKs, see the following:

- [AWS SDK for C++](#)
- [AWS SDK for Java V2](#)
- [AWS SDK for Ruby V3](#)

# FleetSpotCapacityRebalanceRequest

The Spot Instance replacement strategy to use when Amazon EC2 emits a rebalance notification signal that your Spot Instance is at an elevated risk of being interrupted. For more information, see [Capacity rebalancing](#) in the *Amazon EC2 User Guide*.

## Contents

### ReplacementStrategy

The replacement strategy to use. Only available for fleets of type `maintain`.

`launch` - EC2 Fleet launches a replacement Spot Instance when a rebalance notification is emitted for an existing Spot Instance in the fleet. EC2 Fleet does not terminate the instances that receive a rebalance notification. You can terminate the old instances, or you can leave them running. You are charged for all instances while they are running.

`launch-before-terminate` - EC2 Fleet launches a replacement Spot Instance when a rebalance notification is emitted for an existing Spot Instance in the fleet, and then, after a delay that you specify (in `TerminationDelay`), terminates the instances that received a rebalance notification.

Type: String

Valid Values: `launch` | `launch-before-terminate`

Required: No

### TerminationDelay

The amount of time (in seconds) that Amazon EC2 waits before terminating the old Spot Instance after launching a new replacement Spot Instance.

Required when `ReplacementStrategy` is set to `launch-before-terminate`.

Not valid when `ReplacementStrategy` is set to `launch`.

Valid values: Minimum value of 120 seconds. Maximum value of 7200 seconds.

Type: Integer

Required: No

## See Also

For more information about using this API in one of the language-specific AWS SDKs, see the following:

- [AWS SDK for C++](#)
- [AWS SDK for Java V2](#)
- [AWS SDK for Ruby V3](#)

# FleetSpotMaintenanceStrategies

The strategies for managing your Spot Instances that are at an elevated risk of being interrupted.

## Contents

### capacityRebalance

The strategy to use when Amazon EC2 emits a signal that your Spot Instance is at an elevated risk of being interrupted.

Type: [FleetSpotCapacityRebalance](#) object

Required: No

## See Also

For more information about using this API in one of the language-specific AWS SDKs, see the following:

- [AWS SDK for C++](#)
- [AWS SDK for Java V2](#)
- [AWS SDK for Ruby V3](#)



# FleetSpotMaintenanceStrategiesRequest

The strategies for managing your Spot Instances that are at an elevated risk of being interrupted.

## Contents

### CapacityRebalance

The strategy to use when Amazon EC2 emits a signal that your Spot Instance is at an elevated risk of being interrupted.

Type: [FleetSpotCapacityRebalanceRequest](#) object

Required: No

## See Also

For more information about using this API in one of the language-specific AWS SDKs, see the following:

- [AWS SDK for C++](#)
- [AWS SDK for Java V2](#)
- [AWS SDK for Ruby V3](#)

# FlowLog

Describes a flow log.

## Contents

### **creationTime**

The date and time the flow log was created.

Type: Timestamp

Required: No

### **deliverCrossAccountRole**

The ARN of the IAM role that allows the service to publish flow logs across accounts.

Type: String

Required: No

### **deliverLogsErrorMessage**

Information about the error that occurred. `Rate limited` indicates that CloudWatch Logs throttling has been applied for one or more network interfaces, or that you've reached the limit on the number of log groups that you can create. `Access error` indicates that the IAM role associated with the flow log does not have sufficient permissions to publish to CloudWatch Logs. `Unknown error` indicates an internal error.

Type: String

Required: No

### **deliverLogsPermissionArn**

The ARN of the IAM role allows the service to publish logs to CloudWatch Logs.

Type: String

Required: No

### **deliverLogsStatus**

The status of the logs delivery (SUCCESS | FAILED).

Type: String

Required: No

### **destinationOptions**

The destination options.

Type: [DestinationOptionsResponse](#) object

Required: No

### **flowLogId**

The ID of the flow log.

Type: String

Required: No

### **flowLogStatus**

The status of the flow log (ACTIVE).

Type: String

Required: No

### **logDestination**

The Amazon Resource Name (ARN) of the destination for the flow log data.

Type: String

Required: No

### **logDestinationType**

The type of destination for the flow log data.

Type: String

Valid Values: cloud-watch-logs | s3 | kinesis-data-firehose

Required: No

### **logFormat**

The format of the flow log record.

Type: String

Required: No

### **logGroupName**

The name of the flow log group.

Type: String

Required: No

### **maxAggregationInterval**

The maximum interval of time, in seconds, during which a flow of packets is captured and aggregated into a flow log record.

When a network interface is attached to a [Nitro-based instance](#), the aggregation interval is always 60 seconds (1 minute) or less, regardless of the specified value.

Valid Values: 60 | 600

Type: Integer

Required: No

### **resourceId**

The ID of the resource being monitored.

Type: String

Required: No

### **tagSet**

The tags for the flow log.

Type: Array of [Tag](#) objects

Required: No

### **trafficType**

The type of traffic captured for the flow log.

Type: String

Valid Values: ACCEPT | REJECT | ALL

Required: No

## See Also

For more information about using this API in one of the language-specific AWS SDKs, see the following:

- [AWS SDK for C++](#)
- [AWS SDK for Java V2](#)
- [AWS SDK for Ruby V3](#)

# FpgaDeviceInfo

Describes the FPGA accelerator for the instance type.

## Contents

### count

The count of FPGA accelerators for the instance type.

Type: Integer

Required: No

### manufacturer

The manufacturer of the FPGA accelerator.

Type: String

Required: No

### memoryInfo

Describes the memory for the FPGA accelerator for the instance type.

Type: [FpgaDeviceMemoryInfo](#) object

Required: No

### name

The name of the FPGA accelerator.

Type: String

Required: No

## See Also

For more information about using this API in one of the language-specific AWS SDKs, see the following:

- [AWS SDK for C++](#)

- [AWS SDK for Java V2](#)
- [AWS SDK for Ruby V3](#)

# FpgaDeviceMemoryInfo

Describes the memory for the FPGA accelerator for the instance type.

## Contents

### sizeInMiB

The size of the memory available to the FPGA accelerator, in MiB.

Type: Integer

Required: No

## See Also

For more information about using this API in one of the language-specific AWS SDKs, see the following:

- [AWS SDK for C++](#)
- [AWS SDK for Java V2](#)
- [AWS SDK for Ruby V3](#)



# FpgaImage

Describes an Amazon FPGA image (AFI).

## Contents

### **createTime**

The date and time the AFI was created.

Type: Timestamp

Required: No

### **dataRetentionSupport**

Indicates whether data retention support is enabled for the AFI.

Type: Boolean

Required: No

### **description**

The description of the AFI.

Type: String

Required: No

### **fpgaImageGlobalId**

The global FPGA image identifier (AGFI ID).

Type: String

Required: No

### **fpgaImageId**

The FPGA image identifier (AFI ID).

Type: String

Required: No

## **instanceTypes**

The instance types supported by the AFI.

Type: Array of strings

Required: No

## **name**

The name of the AFI.

Type: String

Required: No

## **ownerAlias**

The alias of the AFI owner. Possible values include `self`, `amazon`, and `aws-marketplace`.

Type: String

Required: No

## **ownerId**

The ID of the AWS account that owns the AFI.

Type: String

Required: No

## **pciId**

Information about the PCI bus.

Type: [Pcild](#) object

Required: No

## **productCodes**

The product codes for the AFI.

Type: Array of [ProductCode](#) objects

Required: No

**public**

Indicates whether the AFI is public.

Type: Boolean

Required: No

**shellVersion**

The version of the AWS Shell that was used to create the bitstream.

Type: String

Required: No

**state**

Information about the state of the AFI.

Type: [FpgaImageState](#) object

Required: No

**tags**

Any tags assigned to the AFI.

Type: Array of [Tag](#) objects

Required: No

**updateTime**

The time of the most recent update to the AFI.

Type: Timestamp

Required: No

**See Also**

For more information about using this API in one of the language-specific AWS SDKs, see the following:

- [AWS SDK for C++](#)
- [AWS SDK for Java V2](#)
- [AWS SDK for Ruby V3](#)

# FpgaImageAttribute

Describes an Amazon FPGA image (AFI) attribute.

## Contents

### description

The description of the AFI.

Type: String

Required: No

### fpgaImageId

The ID of the AFI.

Type: String

Required: No

### loadPermissions

The load permissions.

Type: Array of [LoadPermission](#) objects

Required: No

### name

The name of the AFI.

Type: String

Required: No

### productCodes

The product codes.

Type: Array of [ProductCode](#) objects

Required: No

## See Also

For more information about using this API in one of the language-specific AWS SDKs, see the following:

- [AWS SDK for C++](#)
- [AWS SDK for Java V2](#)
- [AWS SDK for Ruby V3](#)

# FpgaImageState

Describes the state of the bitstream generation process for an Amazon FPGA image (AFI).

## Contents

### code

The state. The following are the possible values:

- `pending` - AFI bitstream generation is in progress.
- `available` - The AFI is available for use.
- `failed` - AFI bitstream generation failed.
- `unavailable` - The AFI is no longer available for use.

Type: String

Valid Values: `pending` | `failed` | `available` | `unavailable`

Required: No

### message

If the state is `failed`, this is the error message.

Type: String

Required: No

## See Also

For more information about using this API in one of the language-specific AWS SDKs, see the following:

- [AWS SDK for C++](#)
- [AWS SDK for Java V2](#)
- [AWS SDK for Ruby V3](#)

# FpgaInfo

Describes the FPGAs for the instance type.

## Contents

### fpgas

Describes the FPGAs for the instance type.

Type: Array of [FpgaDeviceInfo](#) objects

Required: No

### totalFpgaMemoryInMiB

The total memory of all FPGA accelerators for the instance type.

Type: Integer

Required: No

## See Also

For more information about using this API in one of the language-specific AWS SDKs, see the following:

- [AWS SDK for C++](#)
- [AWS SDK for Java V2](#)
- [AWS SDK for Ruby V3](#)



# GpuDeviceInfo

Describes the GPU accelerators for the instance type.

## Contents

### count

The number of GPUs for the instance type.

Type: Integer

Required: No

### manufacturer

The manufacturer of the GPU accelerator.

Type: String

Required: No

### memoryInfo

Describes the memory available to the GPU accelerator.

Type: [GpuDeviceMemoryInfo](#) object

Required: No

### name

The name of the GPU accelerator.

Type: String

Required: No

## See Also

For more information about using this API in one of the language-specific AWS SDKs, see the following:

- [AWS SDK for C++](#)

- [AWS SDK for Java V2](#)
- [AWS SDK for Ruby V3](#)

# GpuDeviceMemoryInfo

Describes the memory available to the GPU accelerator.

## Contents

### sizeInMiB

The size of the memory available to the GPU accelerator, in MiB.

Type: Integer

Required: No

## See Also

For more information about using this API in one of the language-specific AWS SDKs, see the following:

- [AWS SDK for C++](#)
- [AWS SDK for Java V2](#)
- [AWS SDK for Ruby V3](#)

# GpuInfo

Describes the GPU accelerators for the instance type.

## Contents

### **gpus**

Describes the GPU accelerators for the instance type.

Type: Array of [GpuDeviceInfo](#) objects

Required: No

### **totalGpuMemoryInMiB**

The total size of the memory for the GPU accelerators for the instance type, in MiB.

Type: Integer

Required: No

## See Also

For more information about using this API in one of the language-specific AWS SDKs, see the following:

- [AWS SDK for C++](#)
- [AWS SDK for Java V2](#)
- [AWS SDK for Ruby V3](#)

# GroupIdentifier

Describes a security group.

## Contents

**GroupId** (request), **groupId** (response)

The ID of the security group.

Type: String

Required: No

**GroupName** (request), **groupName** (response)

The name of the security group.

Type: String

Required: No

## See Also

For more information about using this API in one of the language-specific AWS SDKs, see the following:

- [AWS SDK for C++](#)
- [AWS SDK for Java V2](#)
- [AWS SDK for Ruby V3](#)

# HibernationOptions

Indicates whether your instance is configured for hibernation. This parameter is valid only if the instance meets the [hibernation prerequisites](#). For more information, see [Hibernate your Amazon EC2 instance](#) in the *Amazon EC2 User Guide*.

## Contents

### configured

If `true`, your instance is enabled for hibernation; otherwise, it is not enabled for hibernation.

Type: Boolean

Required: No

## See Also

For more information about using this API in one of the language-specific AWS SDKs, see the following:

- [AWS SDK for C++](#)
- [AWS SDK for Java V2](#)
- [AWS SDK for Ruby V3](#)

# HibernationOptionsRequest

Indicates whether your instance is configured for hibernation. This parameter is valid only if the instance meets the [hibernation prerequisites](#). For more information, see [Hibernate your Amazon EC2 instance](#) in the *Amazon EC2 User Guide*.

## Contents

### Configured

Set to `true` to enable your instance for hibernation.

For Spot Instances, if you set `Configured` to `true`, either omit the `InstanceInterruptionBehavior` parameter (for [SpotMarketOptions](#)), or set it to `hibernate`. When `Configured` is `true`:

- If you omit `InstanceInterruptionBehavior`, it defaults to `hibernate`.
- If you set `InstanceInterruptionBehavior` to a value other than `hibernate`, you'll get an error.

Default: `false`

Type: Boolean

Required: No

## See Also

For more information about using this API in one of the language-specific AWS SDKs, see the following:

- [AWS SDK for C++](#)
- [AWS SDK for Java V2](#)
- [AWS SDK for Ruby V3](#)

# HistoryRecord

Describes an event in the history of the Spot Fleet request.

## Contents

### eventInformation

Information about the event.

Type: [EventInformation](#) object

Required: No

### eventType

The event type.

- `error` - An error with the Spot Fleet request.
- `fleetRequestChange` - A change in the status or configuration of the Spot Fleet request.
- `instanceChange` - An instance was launched or terminated.
- `Information` - An informational event.

Type: String

Valid Values: `instanceChange` | `fleetRequestChange` | `error` | `information`

Required: No

### timestamp

The date and time of the event, in UTC format (for example, `YYYY-MM-DDTHH:MM:SSZ`).

Type: Timestamp

Required: No

## See Also

For more information about using this API in one of the language-specific AWS SDKs, see the following:



- [AWS SDK for C++](#)
- [AWS SDK for Java V2](#)
- [AWS SDK for Ruby V3](#)

# HistoryRecordEntry

Describes an event in the history of an EC2 Fleet.

## Contents

### eventInformation

Information about the event.

Type: [EventInformation](#) object

Required: No

### eventType

The event type.

Type: String

Valid Values: `instance-change` | `fleet-change` | `service-error`

Required: No

### timestamp

The date and time of the event, in UTC format (for example, `YYYY-MM-DDTHH:MM:SSZ`).

Type: Timestamp

Required: No

## See Also

For more information about using this API in one of the language-specific AWS SDKs, see the following:

- [AWS SDK for C++](#)
- [AWS SDK for Java V2](#)
- [AWS SDK for Ruby V3](#)

# Host

Describes the properties of the Dedicated Host.

## Contents

### **allocationTime**

The time that the Dedicated Host was allocated.

Type: Timestamp

Required: No

### **allowsMultipleInstanceTypes**

Indicates whether the Dedicated Host supports multiple instance types of the same instance family. If the value is `on`, the Dedicated Host supports multiple instance types in the instance family. If the value is `off`, the Dedicated Host supports a single instance type only.

Type: String

Valid Values: `on` | `off`

Required: No

### **assetId**

The ID of the Outpost hardware asset on which the Dedicated Host is allocated.

Type: String

Required: No

### **autoPlacement**

Whether auto-placement is on or off.

Type: String

Valid Values: `on` | `off`

Required: No

**availabilityZone**

The Availability Zone of the Dedicated Host.

Type: String

Required: No

**availabilityZoneId**

The ID of the Availability Zone in which the Dedicated Host is allocated.

Type: String

Required: No

**availableCapacity**

Information about the instances running on the Dedicated Host.

Type: [AvailableCapacity](#) object

Required: No

**clientToken**

Unique, case-sensitive identifier that you provide to ensure the idempotency of the request. For more information, see [Ensuring Idempotency](#).

Type: String

Required: No

**hostId**

The ID of the Dedicated Host.

Type: String

Required: No

**hostMaintenance**

Indicates whether host maintenance is enabled or disabled for the Dedicated Host.

Type: String

Valid Values: on | off

Required: No

### **hostProperties**

The hardware specifications of the Dedicated Host.

Type: [HostProperties](#) object

Required: No

### **hostRecovery**

Indicates whether host recovery is enabled or disabled for the Dedicated Host.

Type: String

Valid Values: on | off

Required: No

### **hostReservationId**

The reservation ID of the Dedicated Host. This returns a `null` response if the Dedicated Host doesn't have an associated reservation.

Type: String

Required: No

### **instances**

The IDs and instance type that are currently running on the Dedicated Host.

Type: Array of [HostInstance](#) objects

Required: No

### **memberOfServiceLinkedResourceGroup**

Indicates whether the Dedicated Host is in a host resource group. If **memberOfServiceLinkedResourceGroup** is `true`, the host is in a host resource group; otherwise, it is not.

Type: Boolean

Required: No

### **outpostArn**

The Amazon Resource Name (ARN) of the AWS Outpost on which the Dedicated Host is allocated.

Type: String

Required: No

### **ownerId**

The ID of the AWS account that owns the Dedicated Host.

Type: String

Required: No

### **releaseTime**

The time that the Dedicated Host was released.

Type: Timestamp

Required: No

### **state**

The Dedicated Host's state.

Type: String

Valid Values: `available` | `under-assessment` | `permanent-failure` | `released` | `released-permanent-failure` | `pending`

Required: No

### **tagSet**

Any tags assigned to the Dedicated Host.

Type: Array of [Tag](#) objects

Required: No

## See Also

For more information about using this API in one of the language-specific AWS SDKs, see the following:

- [AWS SDK for C++](#)
- [AWS SDK for Java V2](#)
- [AWS SDK for Ruby V3](#)

# HostInstance

Describes an instance running on a Dedicated Host.

## Contents

### **instanceId**

The ID of instance that is running on the Dedicated Host.

Type: String

Required: No

### **instanceType**

The instance type (for example, `m3.medium`) of the running instance.

Type: String

Required: No

### **ownerId**

The ID of the AWS account that owns the instance.

Type: String

Required: No

## See Also

For more information about using this API in one of the language-specific AWS SDKs, see the following:

- [AWS SDK for C++](#)
- [AWS SDK for Java V2](#)
- [AWS SDK for Ruby V3](#)



# HostOffering

Details about the Dedicated Host Reservation offering.

## Contents

### **currencyCode**

The currency of the offering.

Type: String

Valid Values: USD

Required: No

### **duration**

The duration of the offering (in seconds).

Type: Integer

Required: No

### **hourlyPrice**

The hourly price of the offering.

Type: String

Required: No

### **instanceFamily**

The instance family of the offering.

Type: String

Required: No

### **offeringId**

The ID of the offering.

Type: String

Required: No

### **paymentOption**

The available payment option.

Type: String

Valid Values: AllUpfront | PartialUpfront | NoUpfront

Required: No

### **upfrontPrice**

The upfront price of the offering. Does not apply to No Upfront offerings.

Type: String

Required: No

## **See Also**

For more information about using this API in one of the language-specific AWS SDKs, see the following:

- [AWS SDK for C++](#)
- [AWS SDK for Java V2](#)
- [AWS SDK for Ruby V3](#)

# HostProperties

Describes the properties of a Dedicated Host.

## Contents

### cores

The number of cores on the Dedicated Host.

Type: Integer

Required: No

### instanceFamily

The instance family supported by the Dedicated Host. For example, m5.

Type: String

Required: No

### instanceType

The instance type supported by the Dedicated Host. For example, m5.large. If the host supports multiple instance types, no **instanceType** is returned.

Type: String

Required: No

### sockets

The number of sockets on the Dedicated Host.

Type: Integer

Required: No

### totalVCpus

The total number of vCPUs on the Dedicated Host.

Type: Integer

Required: No

## See Also

For more information about using this API in one of the language-specific AWS SDKs, see the following:

- [AWS SDK for C++](#)
- [AWS SDK for Java V2](#)
- [AWS SDK for Ruby V3](#)

# HostReservation

Details about the Dedicated Host Reservation and associated Dedicated Hosts.

## Contents

### count

The number of Dedicated Hosts the reservation is associated with.

Type: Integer

Required: No

### currencyCode

The currency in which the `upfrontPrice` and `hourlyPrice` amounts are specified. At this time, the only supported currency is USD.

Type: String

Valid Values: USD

Required: No

### duration

The length of the reservation's term, specified in seconds. Can be `31536000` (1 year) | `94608000` (3 years).

Type: Integer

Required: No

### end

The date and time that the reservation ends.

Type: Timestamp

Required: No

### hostIdSet

The IDs of the Dedicated Hosts associated with the reservation.

Type: Array of strings

Required: No

### **hostReservationId**

The ID of the reservation that specifies the associated Dedicated Hosts.

Type: String

Required: No

### **hourlyPrice**

The hourly price of the reservation.

Type: String

Required: No

### **instanceFamily**

The instance family of the Dedicated Host Reservation. The instance family on the Dedicated Host must be the same in order for it to benefit from the reservation.

Type: String

Required: No

### **offeringId**

The ID of the reservation. This remains the same regardless of which Dedicated Hosts are associated with it.

Type: String

Required: No

### **paymentOption**

The payment option selected for this reservation.

Type: String

Valid Values: AllUpfront | PartialUpfront | NoUpfront

Required: No

**start**

The date and time that the reservation started.

Type: Timestamp

Required: No

**state**

The state of the reservation.

Type: String

Valid Values: payment-pending | payment-failed | active | retired

Required: No

**tagSet**

Any tags assigned to the Dedicated Host Reservation.

Type: Array of [Tag](#) objects

Required: No

**upfrontPrice**

The upfront price of the reservation.

Type: String

Required: No

**See Also**

For more information about using this API in one of the language-specific AWS SDKs, see the following:

- [AWS SDK for C++](#)
- [AWS SDK for Java V2](#)
- [AWS SDK for Ruby V3](#)

# IamInstanceProfile

Describes an IAM instance profile.

## Contents

### arn

The Amazon Resource Name (ARN) of the instance profile.

Type: String

Required: No

### id

The ID of the instance profile.

Type: String

Required: No

## See Also

For more information about using this API in one of the language-specific AWS SDKs, see the following:

- [AWS SDK for C++](#)
- [AWS SDK for Java V2](#)
- [AWS SDK for Ruby V3](#)



# IamInstanceProfileAssociation

Describes an association between an IAM instance profile and an instance.

## Contents

### associationId

The ID of the association.

Type: String

Required: No

### iamInstanceProfile

The IAM instance profile.

Type: [IamInstanceProfile](#) object

Required: No

### instanceId

The ID of the instance.

Type: String

Required: No

### state

The state of the association.

Type: String

Valid Values: `associating` | `associated` | `disassociating` | `disassociated`

Required: No

### timestamp

The time the IAM instance profile was associated with the instance.

Type: Timestamp

Required: No

## See Also

For more information about using this API in one of the language-specific AWS SDKs, see the following:

- [AWS SDK for C++](#)
- [AWS SDK for Java V2](#)
- [AWS SDK for Ruby V3](#)

# IamInstanceProfileSpecification

Describes an IAM instance profile.

## Contents

**Arn** (request), **arn** (response)

The Amazon Resource Name (ARN) of the instance profile.

Type: String

Required: No

**Name** (request), **name** (response)

The name of the instance profile.

Type: String

Required: No

## See Also

For more information about using this API in one of the language-specific AWS SDKs, see the following:

- [AWS SDK for C++](#)
- [AWS SDK for Java V2](#)
- [AWS SDK for Ruby V3](#)

# IcmpTypeCode

Describes the ICMP type and code.

## Contents

**Code** (request), **code** (response)

The ICMP code. A value of -1 means all codes for the specified ICMP type.

Type: Integer

Required: No

**Type** (request), **type** (response)

The ICMP type. A value of -1 means all types.

Type: Integer

Required: No

## See Also

For more information about using this API in one of the language-specific AWS SDKs, see the following:

- [AWS SDK for C++](#)
- [AWS SDK for Java V2](#)
- [AWS SDK for Ruby V3](#)

# IdFormat

Describes the ID format for a resource.

## Contents

### deadline

The date in UTC at which you are permanently switched over to using longer IDs. If a deadline is not yet available for this resource type, this field is not returned.

Type: Timestamp

Required: No

### resource

The type of resource.

Type: String

Required: No

### useLongIds

Indicates whether longer IDs (17-character IDs) are enabled for the resource.

Type: Boolean

Required: No

## See Also

For more information about using this API in one of the language-specific AWS SDKs, see the following:

- [AWS SDK for C++](#)
- [AWS SDK for Java V2](#)
- [AWS SDK for Ruby V3](#)

# IKEVersionsListValue

The internet key exchange (IKE) version permitted for the VPN tunnel.

## Contents

### value

The IKE version.

Type: String

Required: No

## See Also

For more information about using this API in one of the language-specific AWS SDKs, see the following:

- [AWS SDK for C++](#)
- [AWS SDK for Java V2](#)
- [AWS SDK for Ruby V3](#)

# IKEVersionsRequestListValue

The IKE version that is permitted for the VPN tunnel.

## Contents

### Value

The IKE version.

Type: String

Required: No

## See Also

For more information about using this API in one of the language-specific AWS SDKs, see the following:

- [AWS SDK for C++](#)
- [AWS SDK for Java V2](#)
- [AWS SDK for Ruby V3](#)

# Image

Describes an image.

## Contents

### architecture

The architecture of the image.

Type: String

Valid Values: `i386` | `x86_64` | `arm64` | `x86_64_mac` | `arm64_mac`

Required: No

### blockDeviceMapping

Any block device mapping entries.

Type: Array of [BlockDeviceMapping](#) objects

Required: No

### bootMode

The boot mode of the image. For more information, see [Boot modes](#) in the *Amazon EC2 User Guide*.

Type: String

Valid Values: `legacy-bios` | `uefi` | `uefi-preferred`

Required: No

### creationDate

The date and time the image was created.

Type: String

Required: No



**deprecationTime**

The date and time to deprecate the AMI, in UTC, in the following format: `YYYY-MM-DDTHH:MM:SSZ`. If you specified a value for seconds, Amazon EC2 rounds the seconds to the nearest minute.

Type: String

Required: No

**deregistrationProtection**

Indicates whether deregistration protection is enabled for the AMI.

Type: String

Required: No

**description**

The description of the AMI that was provided during image creation.

Type: String

Required: No

**enaSupport**

Specifies whether enhanced networking with ENA is enabled.

Type: Boolean

Required: No

**hypervisor**

The hypervisor type of the image. Only `xen` is supported. `ovm` is not supported.

Type: String

Valid Values: `ovm` | `xen`

Required: No

**imageId**

The ID of the AMI.

Type: String

Required: No

### **imageLocation**

The location of the AMI.

Type: String

Required: No

### **imageOwnerAlias**

The owner alias (amazon | aws-marketplace).

Type: String

Required: No

### **imageOwnerId**

The ID of the AWS account that owns the image.

Type: String

Required: No

### **imageState**

The current state of the AMI. If the state is `available`, the image is successfully registered and can be used to launch an instance.

Type: String

Valid Values: `pending` | `available` | `invalid` | `deregistered` | `transient` | `failed` | `error` | `disabled`

Required: No

### **imageType**

The type of image.

Type: String

Valid Values: `machine` | `kernel` | `ramdisk`

Required: No

### **imdsSupport**

If `v2.0`, it indicates that IMDSv2 is specified in the AMI. Instances launched from this AMI will have `HttpTokens` automatically set to `required` so that, by default, the instance requires that IMDSv2 is used when requesting instance metadata. In addition, `HttpPutResponseHopLimit` is set to 2. For more information, see [Configure the AMI](#) in the *Amazon EC2 User Guide*.

Type: String

Valid Values: `v2.0`

Required: No

### **isPublic**

Indicates whether the image has public launch permissions. The value is `true` if this image has public launch permissions or `false` if it has only implicit and explicit launch permissions.

Type: Boolean

Required: No

### **kernelId**

The kernel associated with the image, if any. Only applicable for machine images.

Type: String

Required: No

### **lastLaunchedTime**

The date and time, in [ISO 8601 date-time format](#), when the AMI was last used to launch an EC2 instance. When the AMI is used to launch an instance, there is a 24-hour delay before that usage is reported.

#### **Note**

`lastLaunchedTime` data is available starting April 2017.

Type: String

Required: No

### **name**

The name of the AMI that was provided during image creation.

Type: String

Required: No

### **platform**

This value is set to `windows` for Windows AMIs; otherwise, it is blank.

Type: String

Valid Values: Windows

Required: No

### **platformDetails**

The platform details associated with the billing code of the AMI. For more information, see [Understand AMI billing information](#) in the *Amazon EC2 User Guide*.

Type: String

Required: No

### **productCodes**

Any product codes associated with the AMI.

Type: Array of [ProductCode](#) objects

Required: No

### **ramdiskId**

The RAM disk associated with the image, if any. Only applicable for machine images.

Type: String

Required: No

### **rootDeviceName**

The device name of the root device volume (for example, `/dev/sda1`).

Type: String

Required: No

### **rootDeviceType**

The type of root device used by the AMI. The AMI can use an Amazon EBS volume or an instance store volume.

Type: String

Valid Values: ebs | instance-store

Required: No

### **sourceInstanceId**

The ID of the instance that the AMI was created from if the AMI was created using [CreateImage](#). This field only appears if the AMI was created using CreateImage.

Type: String

Required: No

### **sriovNetSupport**

Specifies whether enhanced networking with the Intel 82599 Virtual Function interface is enabled.

Type: String

Required: No

### **stateReason**

The reason for the state change.

Type: [StateReason](#) object

Required: No

### **tagSet**

Any tags assigned to the image.

Type: Array of [Tag](#) objects

Required: No

### **tpmSupport**

If the image is configured for NitroTPM support, the value is `v2.0`. For more information, see [NitroTPM](#) in the *Amazon EC2 User Guide*.

Type: String

Valid Values: `v2.0`

Required: No

### **usageOperation**

The operation of the Amazon EC2 instance and the billing code that is associated with the AMI. `usageOperation` corresponds to the [lineitem/Operation](#) column on your AWS Cost and Usage Report and in the [AWS Price List API](#). You can view these fields on the **Instances** or **AMIs** pages in the Amazon EC2 console, or in the responses that are returned by the [DescribeImages](#) command in the Amazon EC2 API, or the [describe-images](#) command in the AWS CLI.

Type: String

Required: No

### **virtualizationType**

The type of virtualization of the AMI.

Type: String

Valid Values: `hvm` | `paravirtual`

Required: No

## **See Also**

For more information about using this API in one of the language-specific AWS SDKs, see the following:

- [AWS SDK for C++](#)
- [AWS SDK for Java V2](#)
- [AWS SDK for Ruby V3](#)



# ImageDiskContainer

Describes the disk container object for an import image task.

## Contents

### Description

The description of the disk image.

Type: String

Required: No

### DeviceName

The block device mapping for the disk.

Type: String

Required: No

### Format

The format of the disk image being imported.

Valid values: OVA | VHD | VHDX | VMDK | RAW

Type: String

Required: No

### SnapshotId

The ID of the EBS snapshot to be used for importing the snapshot.

Type: String

Required: No

### Url

The URL to the Amazon S3-based disk image being imported. The URL can either be a https URL (<https://..>) or an Amazon S3 URL (<s3://..>)

Type: String



Required: No

## UserBucket

The S3 bucket for the disk image.

Type: [UserBucket](#) object

Required: No

## See Also

For more information about using this API in one of the language-specific AWS SDKs, see the following:

- [AWS SDK for C++](#)
- [AWS SDK for Java V2](#)
- [AWS SDK for Ruby V3](#)

# ImageRecycleBinInfo

Information about an AMI that is currently in the Recycle Bin.

## Contents

### description

The description of the AMI.

Type: String

Required: No

### imageId

The ID of the AMI.

Type: String

Required: No

### name

The name of the AMI.

Type: String

Required: No

### recycleBinEnterTime

The date and time when the AMI entered the Recycle Bin.

Type: Timestamp

Required: No

### recycleBinExitTime

The date and time when the AMI is to be permanently deleted from the Recycle Bin.

Type: Timestamp

Required: No

## See Also

For more information about using this API in one of the language-specific AWS SDKs, see the following:

- [AWS SDK for C++](#)
- [AWS SDK for Java V2](#)
- [AWS SDK for Ruby V3](#)

# ImportImageLicenseConfigurationRequest

The request information of license configurations.

## Contents

### LicenseConfigurationArn

The ARN of a license configuration.

Type: String

Required: No

## See Also

For more information about using this API in one of the language-specific AWS SDKs, see the following:

- [AWS SDK for C++](#)
- [AWS SDK for Java V2](#)
- [AWS SDK for Ruby V3](#)

# ImportImageLicenseConfigurationResponse

The response information for license configurations.

## Contents

### licenseConfigurationArn

The ARN of a license configuration.

Type: String

Required: No

## See Also

For more information about using this API in one of the language-specific AWS SDKs, see the following:

- [AWS SDK for C++](#)
- [AWS SDK for Java V2](#)
- [AWS SDK for Ruby V3](#)

# ImportImageTask

Describes an import image task.

## Contents

### architecture

The architecture of the virtual machine.

Valid values: `i386` | `x86_64` | `arm64`

Type: String

Required: No

### bootMode

The boot mode of the virtual machine.

Type: String

Valid Values: `legacy-bios` | `uefi` | `uefi-preferred`

Required: No

### description

A description of the import task.

Type: String

Required: No

### encrypted

Indicates whether the image is encrypted.

Type: Boolean

Required: No

### hypervisor

The target hypervisor for the import task.

Valid values: xen

Type: String

Required: No

### **imageId**

The ID of the Amazon Machine Image (AMI) of the imported virtual machine.

Type: String

Required: No

### **importTaskId**

The ID of the import image task.

Type: String

Required: No

### **kmsKeyId**

The identifier for the KMS key that was used to create the encrypted image.

Type: String

Required: No

### **licenseSpecifications**

The ARNs of the license configurations that are associated with the import image task.

Type: Array of [ImportImageLicenseConfigurationResponse](#) objects

Required: No

### **licenseType**

The license type of the virtual machine.

Type: String

Required: No

### **platform**

The description string for the import image task.

Type: String

Required: No

### **progress**

The percentage of progress of the import image task.

Type: String

Required: No

### **snapshotDetailSet**

Information about the snapshots.

Type: Array of [SnapshotDetail](#) objects

Required: No

### **status**

A brief status for the import image task.

Type: String

Required: No

### **statusMessage**

A descriptive status message for the import image task.

Type: String

Required: No

### **tagSet**

The tags for the import image task.

Type: Array of [Tag](#) objects

Required: No

### **usageOperation**

The usage operation value.



Type: String

Required: No

## See Also

For more information about using this API in one of the language-specific AWS SDKs, see the following:

- [AWS SDK for C++](#)
- [AWS SDK for Java V2](#)
- [AWS SDK for Ruby V3](#)

# ImportInstanceLaunchSpecification

Describes the launch specification for VM import.

## Contents

### AdditionalInfo

Reserved.

Type: String

Required: No

### Architecture

The architecture of the instance.

Type: String

Valid Values: `i386` | `x86_64` | `arm64` | `x86_64_mac` | `arm64_mac`

Required: No

### GroupIds

The security group IDs.

Type: Array of strings

Required: No

### GroupNames

The security group names.

Type: Array of strings

Required: No

### InstanceInitiatedShutdownBehavior

Indicates whether an instance stops or terminates when you initiate shutdown from the instance (using the operating system command for system shutdown).

Type: String

Valid Values: `stop` | `terminate`

Required: No

## InstanceType

The instance type. For more information about the instance types that you can import, see [Instance Types](#) in the VM Import/Export User Guide.

Type: String

Valid Values: a1.medium | a1.large | a1.xlarge | a1.2xlarge | a1.4xlarge | a1.metal | c1.medium | c1.xlarge | c3.large | c3.xlarge | c3.2xlarge | c3.4xlarge | c3.8xlarge | c4.large | c4.xlarge | c4.2xlarge | c4.4xlarge | c4.8xlarge | c5.large | c5.xlarge | c5.2xlarge | c5.4xlarge | c5.9xlarge | c5.12xlarge | c5.18xlarge | c5.24xlarge | c5.metal | c5a.large | c5a.xlarge | c5a.2xlarge | c5a.4xlarge | c5a.8xlarge | c5a.12xlarge | c5a.16xlarge | c5a.24xlarge | c5ad.large | c5ad.xlarge | c5ad.2xlarge | c5ad.4xlarge | c5ad.8xlarge | c5ad.12xlarge | c5ad.16xlarge | c5ad.24xlarge | c5d.large | c5d.xlarge | c5d.2xlarge | c5d.4xlarge | c5d.9xlarge | c5d.12xlarge | c5d.18xlarge | c5d.24xlarge | c5d.metal | c5n.large | c5n.xlarge | c5n.2xlarge | c5n.4xlarge | c5n.9xlarge | c5n.18xlarge | c5n.metal | c6g.medium | c6g.large | c6g.xlarge | c6g.2xlarge | c6g.4xlarge | c6g.8xlarge | c6g.12xlarge | c6g.16xlarge | c6g.metal | c6gd.medium | c6gd.large | c6gd.xlarge | c6gd.2xlarge | c6gd.4xlarge | c6gd.8xlarge | c6gd.12xlarge | c6gd.16xlarge | c6gd.metal | c6gn.medium | c6gn.large | c6gn.xlarge | c6gn.2xlarge | c6gn.4xlarge | c6gn.8xlarge | c6gn.12xlarge | c6gn.16xlarge | c6i.large | c6i.xlarge | c6i.2xlarge | c6i.4xlarge | c6i.8xlarge | c6i.12xlarge | c6i.16xlarge | c6i.24xlarge | c6i.32xlarge | c6i.metal | cc1.4xlarge | cc2.8xlarge | cg1.4xlarge | cr1.8xlarge | d2.xlarge | d2.2xlarge | d2.4xlarge | d2.8xlarge | d3.xlarge | d3.2xlarge | d3.4xlarge | d3.8xlarge | d3en.xlarge | d3en.2xlarge | d3en.4xlarge | d3en.6xlarge | d3en.8xlarge | d3en.12xlarge | dl1.24xlarge | f1.2xlarge | f1.4xlarge | f1.16xlarge | g2.2xlarge | g2.8xlarge | g3.4xlarge | g3.8xlarge | g3.16xlarge | g3s.xlarge | g4ad.xlarge | g4ad.2xlarge | g4ad.4xlarge | g4ad.8xlarge | g4ad.16xlarge | g4dn.xlarge | g4dn.2xlarge | g4dn.4xlarge | g4dn.8xlarge | g4dn.12xlarge | g4dn.16xlarge | g4dn.metal | g5.xlarge | g5.2xlarge | g5.4xlarge | g5.8xlarge | g5.12xlarge | g5.16xlarge | g5.24xlarge |

g5.48xlarge | g5g.xlarge | g5g.2xlarge | g5g.4xlarge | g5g.8xlarge |  
g5g.16xlarge | g5g.metal | hi1.4xlarge | hpc6a.48xlarge | hs1.8xlarge  
| h1.2xlarge | h1.4xlarge | h1.8xlarge | h1.16xlarge | i2.xlarge  
| i2.2xlarge | i2.4xlarge | i2.8xlarge | i3.large | i3.xlarge |  
i3.2xlarge | i3.4xlarge | i3.8xlarge | i3.16xlarge | i3.metal |  
i3en.large | i3en.xlarge | i3en.2xlarge | i3en.3xlarge | i3en.6xlarge |  
i3en.12xlarge | i3en.24xlarge | i3en.metal | im4gn.large | im4gn.xlarge  
| im4gn.2xlarge | im4gn.4xlarge | im4gn.8xlarge | im4gn.16xlarge  
| inf1.xlarge | inf1.2xlarge | inf1.6xlarge | inf1.24xlarge |  
is4gen.medium | is4gen.large | is4gen.xlarge | is4gen.2xlarge |  
is4gen.4xlarge | is4gen.8xlarge | m1.small | m1.medium | m1.large  
| m1.xlarge | m2.xlarge | m2.2xlarge | m2.4xlarge | m3.medium |  
m3.large | m3.xlarge | m3.2xlarge | m4.large | m4.xlarge | m4.2xlarge  
| m4.4xlarge | m4.10xlarge | m4.16xlarge | m5.large | m5.xlarge |  
m5.2xlarge | m5.4xlarge | m5.8xlarge | m5.12xlarge | m5.16xlarge  
| m5.24xlarge | m5.metal | m5a.large | m5a.xlarge | m5a.2xlarge |  
m5a.4xlarge | m5a.8xlarge | m5a.12xlarge | m5a.16xlarge | m5a.24xlarge  
| m5ad.large | m5ad.xlarge | m5ad.2xlarge | m5ad.4xlarge | m5ad.8xlarge  
| m5ad.12xlarge | m5ad.16xlarge | m5ad.24xlarge | m5d.large | m5d.xlarge  
| m5d.2xlarge | m5d.4xlarge | m5d.8xlarge | m5d.12xlarge | m5d.16xlarge  
| m5d.24xlarge | m5d.metal | m5dn.large | m5dn.xlarge | m5dn.2xlarge  
| m5dn.4xlarge | m5dn.8xlarge | m5dn.12xlarge | m5dn.16xlarge |  
m5dn.24xlarge | m5dn.metal | m5n.large | m5n.xlarge | m5n.2xlarge |  
m5n.4xlarge | m5n.8xlarge | m5n.12xlarge | m5n.16xlarge | m5n.24xlarge  
| m5n.metal | m5zn.large | m5zn.xlarge | m5zn.2xlarge | m5zn.3xlarge  
| m5zn.6xlarge | m5zn.12xlarge | m5zn.metal | m6a.large | m6a.xlarge |  
m6a.2xlarge | m6a.4xlarge | m6a.8xlarge | m6a.12xlarge | m6a.16xlarge  
| m6a.24xlarge | m6a.32xlarge | m6a.48xlarge | m6g.metal | m6g.medium  
| m6g.large | m6g.xlarge | m6g.2xlarge | m6g.4xlarge | m6g.8xlarge |  
m6g.12xlarge | m6g.16xlarge | m6gd.metal | m6gd.medium | m6gd.large |  
m6gd.xlarge | m6gd.2xlarge | m6gd.4xlarge | m6gd.8xlarge | m6gd.12xlarge  
| m6gd.16xlarge | m6i.large | m6i.xlarge | m6i.2xlarge | m6i.4xlarge |  
m6i.8xlarge | m6i.12xlarge | m6i.16xlarge | m6i.24xlarge | m6i.32xlarge  
| m6i.metal | mac1.metal | p2.xlarge | p2.8xlarge | p2.16xlarge |  
p3.2xlarge | p3.8xlarge | p3.16xlarge | p3dn.24xlarge | p4d.24xlarge |  
r3.large | r3.xlarge | r3.2xlarge | r3.4xlarge | r3.8xlarge | r4.large

| r4.xlarge | r4.2xlarge | r4.4xlarge | r4.8xlarge | r4.16xlarge  
| r5.large | r5.xlarge | r5.2xlarge | r5.4xlarge | r5.8xlarge |  
r5.12xlarge | r5.16xlarge | r5.24xlarge | r5.metal | r5a.large |  
r5a.xlarge | r5a.2xlarge | r5a.4xlarge | r5a.8xlarge | r5a.12xlarge |  
r5a.16xlarge | r5a.24xlarge | r5ad.large | r5ad.xlarge | r5ad.2xlarge  
| r5ad.4xlarge | r5ad.8xlarge | r5ad.12xlarge | r5ad.16xlarge |  
r5ad.24xlarge | r5b.large | r5b.xlarge | r5b.2xlarge | r5b.4xlarge |  
r5b.8xlarge | r5b.12xlarge | r5b.16xlarge | r5b.24xlarge | r5b.metal  
| r5d.large | r5d.xlarge | r5d.2xlarge | r5d.4xlarge | r5d.8xlarge |  
r5d.12xlarge | r5d.16xlarge | r5d.24xlarge | r5d.metal | r5dn.large |  
r5dn.xlarge | r5dn.2xlarge | r5dn.4xlarge | r5dn.8xlarge | r5dn.12xlarge  
| r5dn.16xlarge | r5dn.24xlarge | r5dn.metal | r5n.large | r5n.xlarge  
| r5n.2xlarge | r5n.4xlarge | r5n.8xlarge | r5n.12xlarge | r5n.16xlarge  
| r5n.24xlarge | r5n.metal | r6g.medium | r6g.large | r6g.xlarge |  
r6g.2xlarge | r6g.4xlarge | r6g.8xlarge | r6g.12xlarge | r6g.16xlarge  
| r6g.metal | r6gd.medium | r6gd.large | r6gd.xlarge | r6gd.2xlarge  
| r6gd.4xlarge | r6gd.8xlarge | r6gd.12xlarge | r6gd.16xlarge |  
r6gd.metal | r6i.large | r6i.xlarge | r6i.2xlarge | r6i.4xlarge |  
r6i.8xlarge | r6i.12xlarge | r6i.16xlarge | r6i.24xlarge | r6i.32xlarge  
| r6i.metal | t1.micro | t2.nano | t2.micro | t2.small | t2.medium |  
t2.large | t2.xlarge | t2.2xlarge | t3.nano | t3.micro | t3.small |  
t3.medium | t3.large | t3.xlarge | t3.2xlarge | t3a.nano | t3a.micro  
| t3a.small | t3a.medium | t3a.large | t3a.xlarge | t3a.2xlarge |  
t4g.nano | t4g.micro | t4g.small | t4g.medium | t4g.large | t4g.xlarge  
| t4g.2xlarge | u-6tb1.56xlarge | u-6tb1.112xlarge | u-9tb1.112xlarge  
| u-12tb1.112xlarge | u-6tb1.metal | u-9tb1.metal | u-12tb1.metal |  
u-18tb1.metal | u-24tb1.metal | vt1.3xlarge | vt1.6xlarge | vt1.24xlarge  
| x1.16xlarge | x1.32xlarge | x1e.xlarge | x1e.2xlarge | x1e.4xlarge  
| x1e.8xlarge | x1e.16xlarge | x1e.32xlarge | x2iezn.2xlarge |  
x2iezn.4xlarge | x2iezn.6xlarge | x2iezn.8xlarge | x2iezn.12xlarge |  
x2iezn.metal | x2gd.medium | x2gd.large | x2gd.xlarge | x2gd.2xlarge  
| x2gd.4xlarge | x2gd.8xlarge | x2gd.12xlarge | x2gd.16xlarge |  
x2gd.metal | z1d.large | z1d.xlarge | z1d.2xlarge | z1d.3xlarge |  
z1d.6xlarge | z1d.12xlarge | z1d.metal | x2idn.16xlarge | x2idn.24xlarge  
| x2idn.32xlarge | x2iedn.xlarge | x2iedn.2xlarge | x2iedn.4xlarge |  
x2iedn.8xlarge | x2iedn.16xlarge | x2iedn.24xlarge | x2iedn.32xlarge

| c6a.large | c6a.xlarge | c6a.2xlarge | c6a.4xlarge | c6a.8xlarge |  
c6a.12xlarge | c6a.16xlarge | c6a.24xlarge | c6a.32xlarge | c6a.48xlarge  
| c6a.metal | m6a.metal | i4i.large | i4i.xlarge | i4i.2xlarge |  
i4i.4xlarge | i4i.8xlarge | i4i.16xlarge | i4i.32xlarge | i4i.metal  
| x2idn.metal | x2iedn.metal | c7g.medium | c7g.large | c7g.xlarge |  
c7g.2xlarge | c7g.4xlarge | c7g.8xlarge | c7g.12xlarge | c7g.16xlarge  
| mac2.metal | c6id.large | c6id.xlarge | c6id.2xlarge | c6id.4xlarge  
| c6id.8xlarge | c6id.12xlarge | c6id.16xlarge | c6id.24xlarge |  
c6id.32xlarge | c6id.metal | m6id.large | m6id.xlarge | m6id.2xlarge  
| m6id.4xlarge | m6id.8xlarge | m6id.12xlarge | m6id.16xlarge |  
m6id.24xlarge | m6id.32xlarge | m6id.metal | r6id.large | r6id.xlarge  
| r6id.2xlarge | r6id.4xlarge | r6id.8xlarge | r6id.12xlarge |  
r6id.16xlarge | r6id.24xlarge | r6id.32xlarge | r6id.metal | r6a.large  
| r6a.xlarge | r6a.2xlarge | r6a.4xlarge | r6a.8xlarge | r6a.12xlarge  
| r6a.16xlarge | r6a.24xlarge | r6a.32xlarge | r6a.48xlarge |  
r6a.metal | p4de.24xlarge | u-3tb1.56xlarge | u-18tb1.112xlarge |  
u-24tb1.112xlarge | trn1.2xlarge | trn1.32xlarge | hpc6id.32xlarge |  
c6in.large | c6in.xlarge | c6in.2xlarge | c6in.4xlarge | c6in.8xlarge  
| c6in.12xlarge | c6in.16xlarge | c6in.24xlarge | c6in.32xlarge |  
m6in.large | m6in.xlarge | m6in.2xlarge | m6in.4xlarge | m6in.8xlarge  
| m6in.12xlarge | m6in.16xlarge | m6in.24xlarge | m6in.32xlarge  
| m6idn.large | m6idn.xlarge | m6idn.2xlarge | m6idn.4xlarge |  
m6idn.8xlarge | m6idn.12xlarge | m6idn.16xlarge | m6idn.24xlarge |  
m6idn.32xlarge | r6in.large | r6in.xlarge | r6in.2xlarge | r6in.4xlarge  
| r6in.8xlarge | r6in.12xlarge | r6in.16xlarge | r6in.24xlarge  
| r6in.32xlarge | r6idn.large | r6idn.xlarge | r6idn.2xlarge |  
r6idn.4xlarge | r6idn.8xlarge | r6idn.12xlarge | r6idn.16xlarge |  
r6idn.24xlarge | r6idn.32xlarge | c7g.metal | m7g.medium | m7g.large  
| m7g.xlarge | m7g.2xlarge | m7g.4xlarge | m7g.8xlarge | m7g.12xlarge  
| m7g.16xlarge | m7g.metal | r7g.medium | r7g.large | r7g.xlarge |  
r7g.2xlarge | r7g.4xlarge | r7g.8xlarge | r7g.12xlarge | r7g.16xlarge  
| r7g.metal | c6in.metal | m6in.metal | m6idn.metal | r6in.metal |  
r6idn.metal | inf2.xlarge | inf2.8xlarge | inf2.24xlarge | inf2.48xlarge  
| trn1n.32xlarge | i4g.large | i4g.xlarge | i4g.2xlarge | i4g.4xlarge  
| i4g.8xlarge | i4g.16xlarge | hpc7g.4xlarge | hpc7g.8xlarge |  
hpc7g.16xlarge | c7gn.medium | c7gn.large | c7gn.xlarge | c7gn.2xlarge

| c7gn.4xlarge | c7gn.8xlarge | c7gn.12xlarge | c7gn.16xlarge |  
p5.48xlarge | m7i.large | m7i.xlarge | m7i.2xlarge | m7i.4xlarge |  
m7i.8xlarge | m7i.12xlarge | m7i.16xlarge | m7i.24xlarge | m7i.48xlarge  
| m7i-flex.large | m7i-flex.xlarge | m7i-flex.2xlarge | m7i-flex.4xlarge  
| m7i-flex.8xlarge | m7a.medium | m7a.large | m7a.xlarge | m7a.2xlarge |  
m7a.4xlarge | m7a.8xlarge | m7a.12xlarge | m7a.16xlarge | m7a.24xlarge  
| m7a.32xlarge | m7a.48xlarge | m7a.metal-48xl | hpc7a.12xlarge |  
hpc7a.24xlarge | hpc7a.48xlarge | hpc7a.96xlarge | c7gd.medium |  
c7gd.large | c7gd.xlarge | c7gd.2xlarge | c7gd.4xlarge | c7gd.8xlarge |  
c7gd.12xlarge | c7gd.16xlarge | m7gd.medium | m7gd.large | m7gd.xlarge  
| m7gd.2xlarge | m7gd.4xlarge | m7gd.8xlarge | m7gd.12xlarge |  
m7gd.16xlarge | r7gd.medium | r7gd.large | r7gd.xlarge | r7gd.2xlarge |  
r7gd.4xlarge | r7gd.8xlarge | r7gd.12xlarge | r7gd.16xlarge | r7a.medium  
| r7a.large | r7a.xlarge | r7a.2xlarge | r7a.4xlarge | r7a.8xlarge |  
r7a.12xlarge | r7a.16xlarge | r7a.24xlarge | r7a.32xlarge | r7a.48xlarge  
| c7i.large | c7i.xlarge | c7i.2xlarge | c7i.4xlarge | c7i.8xlarge  
| c7i.12xlarge | c7i.16xlarge | c7i.24xlarge | c7i.48xlarge | mac2-  
m2pro.metal | r7iz.large | r7iz.xlarge | r7iz.2xlarge | r7iz.4xlarge  
| r7iz.8xlarge | r7iz.12xlarge | r7iz.16xlarge | r7iz.32xlarge |  
c7a.medium | c7a.large | c7a.xlarge | c7a.2xlarge | c7a.4xlarge |  
c7a.8xlarge | c7a.12xlarge | c7a.16xlarge | c7a.24xlarge | c7a.32xlarge  
| c7a.48xlarge | c7a.metal-48xl | r7a.metal-48xl | r7i.large |  
r7i.xlarge | r7i.2xlarge | r7i.4xlarge | r7i.8xlarge | r7i.12xlarge  
| r7i.16xlarge | r7i.24xlarge | r7i.48xlarge | dl2q.24xlarge | mac2-  
m2.metal | i4i.12xlarge | i4i.24xlarge | c7i.metal-24xl | c7i.metal-48xl  
| m7i.metal-24xl | m7i.metal-48xl | r7i.metal-24xl | r7i.metal-48xl |  
r7iz.metal-16xl | r7iz.metal-32xl | c7gd.metal | m7gd.metal | r7gd.metal  
| g6.xlarge | g6.2xlarge | g6.4xlarge | g6.8xlarge | g6.12xlarge |  
g6.16xlarge | g6.24xlarge | g6.48xlarge | gr6.4xlarge | gr6.8xlarge |  
c7i-flex.large | c7i-flex.xlarge | c7i-flex.2xlarge | c7i-flex.4xlarge  
| c7i-flex.8xlarge | u7i-12tb.224xlarge | u7in-16tb.224xlarge |  
u7in-24tb.224xlarge | u7in-32tb.224xlarge | u7ib-12tb.224xlarge |  
c7gn.metal | r8g.medium | r8g.large | r8g.xlarge | r8g.2xlarge |  
r8g.4xlarge | r8g.8xlarge | r8g.12xlarge | r8g.16xlarge | r8g.24xlarge |  
r8g.48xlarge | r8g.metal-24xl | r8g.metal-48xl | mac2-m1ultra.metal

Required: No

## Monitoring

Indicates whether monitoring is enabled.

Type: Boolean

Required: No

## Placement

The placement information for the instance.

Type: [Placement](#) object

Required: No

## PrivateIpAddress

[EC2-VPC] An available IP address from the IP address range of the subnet.

Type: String

Required: No

## SubnetId

[EC2-VPC] The ID of the subnet in which to launch the instance.

Type: String

Required: No

## UserData

The Base64-encoded user data to make available to the instance.

Type: [UserData](#) object

Required: No

## See Also

For more information about using this API in one of the language-specific AWS SDKs, see the following:



- [AWS SDK for C++](#)
- [AWS SDK for Java V2](#)
- [AWS SDK for Ruby V3](#)

# ImportInstanceTaskDetails

Describes an import instance task.

## Contents

### description

A description of the task.

Type: String

Required: No

### instanceId

The ID of the instance.

Type: String

Required: No

### platform

The instance operating system.

Type: String

Valid Values: Windows

Required: No

### volumes

The volumes.

Type: Array of [ImportInstanceVolumeDetailItem](#) objects

Required: No

## See Also

For more information about using this API in one of the language-specific AWS SDKs, see the following:

- [AWS SDK for C++](#)
- [AWS SDK for Java V2](#)
- [AWS SDK for Ruby V3](#)

# ImportInstanceVolumeDetailItem

Describes an import volume task.

## Contents

### **availabilityZone**

The Availability Zone where the resulting instance will reside.

Type: String

Required: No

### **bytesConverted**

The number of bytes converted so far.

Type: Long

Required: No

### **description**

A description of the task.

Type: String

Required: No

### **image**

The image.

Type: [DiskImageDescription](#) object

Required: No

### **status**

The status of the import of this particular disk image.

Type: String

Required: No

## **statusMessage**

The status information or errors related to the disk image.

Type: String

Required: No

## **volume**

The volume.

Type: [DiskImageVolumeDescription](#) object

Required: No

## **See Also**

For more information about using this API in one of the language-specific AWS SDKs, see the following:

- [AWS SDK for C++](#)
- [AWS SDK for Java V2](#)
- [AWS SDK for Ruby V3](#)

# ImportSnapshotTask

Describes an import snapshot task.

## Contents

### description

A description of the import snapshot task.

Type: String

Required: No

### importTaskId

The ID of the import snapshot task.

Type: String

Required: No

### snapshotTaskDetail

Describes an import snapshot task.

Type: [SnapshotTaskDetail](#) object

Required: No

### tagSet

The tags for the import snapshot task.

Type: Array of [Tag](#) objects

Required: No

## See Also

For more information about using this API in one of the language-specific AWS SDKs, see the following:

- [AWS SDK for C++](#)

- [AWS SDK for Java V2](#)
- [AWS SDK for Ruby V3](#)

# ImportVolumeTaskDetails

Describes an import volume task.

## Contents

### **availabilityZone**

The Availability Zone where the resulting volume will reside.

Type: String

Required: No

### **bytesConverted**

The number of bytes converted so far.

Type: Long

Required: No

### **description**

The description you provided when starting the import volume task.

Type: String

Required: No

### **image**

The image.

Type: [DiskImageDescription](#) object

Required: No

### **volume**

The volume.

Type: [DiskImageVolumeDescription](#) object

Required: No



## See Also

For more information about using this API in one of the language-specific AWS SDKs, see the following:

- [AWS SDK for C++](#)
- [AWS SDK for Java V2](#)
- [AWS SDK for Ruby V3](#)

# InferenceAcceleratorInfo

Describes the Inference accelerators for the instance type.

## Contents

### accelerators

Describes the Inference accelerators for the instance type.

Type: Array of [InferenceDeviceInfo](#) objects

Required: No

### totalInferenceMemoryInMiB

The total size of the memory for the inference accelerators for the instance type, in MiB.

Type: Integer

Required: No

## See Also

For more information about using this API in one of the language-specific AWS SDKs, see the following:

- [AWS SDK for C++](#)
- [AWS SDK for Java V2](#)
- [AWS SDK for Ruby V3](#)

# InferenceDeviceInfo

Describes the Inference accelerators for the instance type.

## Contents

### count

The number of Inference accelerators for the instance type.

Type: Integer

Required: No

### manufacturer

The manufacturer of the Inference accelerator.

Type: String

Required: No

### memoryInfo

Describes the memory available to the inference accelerator.

Type: [InferenceDeviceMemoryInfo](#) object

Required: No

### name

The name of the Inference accelerator.

Type: String

Required: No

## See Also

For more information about using this API in one of the language-specific AWS SDKs, see the following:

- [AWS SDK for C++](#)

- [AWS SDK for Java V2](#)
- [AWS SDK for Ruby V3](#)

# InferenceDeviceMemoryInfo

Describes the memory available to the inference accelerator.

## Contents

### sizeInMiB

The size of the memory available to the inference accelerator, in MiB.

Type: Integer

Required: No

## See Also

For more information about using this API in one of the language-specific AWS SDKs, see the following:

- [AWS SDK for C++](#)
- [AWS SDK for Java V2](#)
- [AWS SDK for Ruby V3](#)

# Instance

Describes an instance.

## Contents

### **amiLaunchIndex**

The AMI launch index, which can be used to find this instance in the launch group.

Type: Integer

Required: No

### **architecture**

The architecture of the image.

Type: String

Valid Values: `i386` | `x86_64` | `arm64` | `x86_64_mac` | `arm64_mac`

Required: No

### **blockDeviceMapping**

Any block device mapping entries for the instance.

Type: Array of [InstanceBlockDeviceMapping](#) objects

Required: No

### **bootMode**

The boot mode that was specified by the AMI. If the value is `uefi-preferred`, the AMI supports both UEFI and Legacy BIOS. The `currentInstanceBootMode` parameter is the boot mode that is used to boot the instance at launch or start.

#### **Note**

The operating system contained in the AMI must be configured to support the specified boot mode.

For more information, see [Boot modes](#) in the *Amazon EC2 User Guide*.

Type: String

Valid Values: legacy-bios | uefi | uefi-preferred

Required: No

### **capacityReservationId**

The ID of the Capacity Reservation.

Type: String

Required: No

### **capacityReservationSpecification**

Information about the Capacity Reservation targeting option.

Type: [CapacityReservationSpecificationResponse](#) object

Required: No

### **clientToken**

The idempotency token you provided when you launched the instance, if applicable.

Type: String

Required: No

### **cpuOptions**

The CPU options for the instance.

Type: [CpuOptions](#) object

Required: No

### **currentInstanceBootMode**

The boot mode that is used to boot the instance at launch or start. For more information, see [Boot modes](#) in the *Amazon EC2 User Guide*.

Type: String

Valid Values: `legacy-bios` | `uefi`

Required: No

### **dnsName**

[IPv4 only] The public DNS name assigned to the instance. This name is not available until the instance enters the `running` state. This name is only available if you've enabled DNS hostnames for your VPC.

Type: String

Required: No

### **ebsOptimized**

Indicates whether the instance is optimized for Amazon EBS I/O. This optimization provides dedicated throughput to Amazon EBS and an optimized configuration stack to provide optimal I/O performance. This optimization isn't available with all instance types. Additional usage charges apply when using an EBS Optimized instance.

Type: Boolean

Required: No

### **elasticGpuAssociationSet**

Deprecated.

#### **Note**

Amazon Elastic Graphics reached end of life on January 8, 2024. For workloads that require graphics acceleration, we recommend that you use Amazon EC2 G4ad, G4dn, or G5 instances.

Type: Array of [ElasticGpuAssociation](#) objects

Required: No

### **elasticInferenceAcceleratorAssociationSet**

The elastic inference accelerator associated with the instance.



Type: Array of [ElasticInferenceAcceleratorAssociation](#) objects

Required: No

### **enaSupport**

Specifies whether enhanced networking with ENA is enabled.

Type: Boolean

Required: No

### **enclaveOptions**

Indicates whether the instance is enabled for AWS Nitro Enclaves.

Type: [EnclaveOptions](#) object

Required: No

### **groupSet**

The security groups for the instance.

Type: Array of [GroupIdentifier](#) objects

Required: No

### **hibernationOptions**

Indicates whether the instance is enabled for hibernation.

Type: [HibernationOptions](#) object

Required: No

### **hypervisor**

The hypervisor type of the instance. The value `xen` is used for both Xen and Nitro hypervisors.

Type: String

Valid Values: `ovm` | `xen`

Required: No

## **iamInstanceProfile**

The IAM instance profile associated with the instance, if applicable.

Type: [iamInstanceProfile](#) object

Required: No

## **imageId**

The ID of the AMI used to launch the instance.

Type: String

Required: No

## **instanceId**

The ID of the instance.

Type: String

Required: No

## **instanceLifecycle**

Indicates whether this is a Spot Instance or a Scheduled Instance.

Type: String

Valid Values: spot | scheduled | capacity-block

Required: No

## **instanceState**

The current state of the instance.

Type: [InstanceState](#) object

Required: No

## **instanceType**

The instance type.

**Type:** String

Valid Values: a1.medium | a1.large | a1.xlarge | a1.2xlarge | a1.4xlarge | a1.metal | c1.medium | c1.xlarge | c3.large | c3.xlarge | c3.2xlarge | c3.4xlarge | c3.8xlarge | c4.large | c4.xlarge | c4.2xlarge | c4.4xlarge | c4.8xlarge | c5.large | c5.xlarge | c5.2xlarge | c5.4xlarge | c5.9xlarge | c5.12xlarge | c5.18xlarge | c5.24xlarge | c5.metal | c5a.large | c5a.xlarge | c5a.2xlarge | c5a.4xlarge | c5a.8xlarge | c5a.12xlarge | c5a.16xlarge | c5a.24xlarge | c5ad.large | c5ad.xlarge | c5ad.2xlarge | c5ad.4xlarge | c5ad.8xlarge | c5ad.12xlarge | c5ad.16xlarge | c5ad.24xlarge | c5d.large | c5d.xlarge | c5d.2xlarge | c5d.4xlarge | c5d.9xlarge | c5d.12xlarge | c5d.18xlarge | c5d.24xlarge | c5d.metal | c5n.large | c5n.xlarge | c5n.2xlarge | c5n.4xlarge | c5n.9xlarge | c5n.18xlarge | c5n.metal | c6g.medium | c6g.large | c6g.xlarge | c6g.2xlarge | c6g.4xlarge | c6g.8xlarge | c6g.12xlarge | c6g.16xlarge | c6g.metal | c6gd.medium | c6gd.large | c6gd.xlarge | c6gd.2xlarge | c6gd.4xlarge | c6gd.8xlarge | c6gd.12xlarge | c6gd.16xlarge | c6gd.metal | c6gn.medium | c6gn.large | c6gn.xlarge | c6gn.2xlarge | c6gn.4xlarge | c6gn.8xlarge | c6gn.12xlarge | c6gn.16xlarge | c6i.large | c6i.xlarge | c6i.2xlarge | c6i.4xlarge | c6i.8xlarge | c6i.12xlarge | c6i.16xlarge | c6i.24xlarge | c6i.32xlarge | c6i.metal | cc1.4xlarge | cc2.8xlarge | cg1.4xlarge | cr1.8xlarge | d2.xlarge | d2.2xlarge | d2.4xlarge | d2.8xlarge | d3.xlarge | d3.2xlarge | d3.4xlarge | d3.8xlarge | d3en.xlarge | d3en.2xlarge | d3en.4xlarge | d3en.6xlarge | d3en.8xlarge | d3en.12xlarge | dl1.24xlarge | f1.2xlarge | f1.4xlarge | f1.16xlarge | g2.2xlarge | g2.8xlarge | g3.4xlarge | g3.8xlarge | g3.16xlarge | g3s.xlarge | g4ad.xlarge | g4ad.2xlarge | g4ad.4xlarge | g4ad.8xlarge | g4ad.16xlarge | g4dn.xlarge | g4dn.2xlarge | g4dn.4xlarge | g4dn.8xlarge | g4dn.12xlarge | g4dn.16xlarge | g4dn.metal | g5.xlarge | g5.2xlarge | g5.4xlarge | g5.8xlarge | g5.12xlarge | g5.16xlarge | g5.24xlarge | g5.48xlarge | g5g.xlarge | g5g.2xlarge | g5g.4xlarge | g5g.8xlarge | g5g.16xlarge | g5g.metal | hi1.4xlarge | hpc6a.48xlarge | hs1.8xlarge | h1.2xlarge | h1.4xlarge | h1.8xlarge | h1.16xlarge | i2.xlarge | i2.2xlarge | i2.4xlarge | i2.8xlarge | i3.large | i3.xlarge | i3.2xlarge | i3.4xlarge | i3.8xlarge | i3.16xlarge | i3.metal | i3en.large | i3en.xlarge | i3en.2xlarge | i3en.3xlarge | i3en.6xlarge |

i3en.12xlarge | i3en.24xlarge | i3en.metal | im4gn.large | im4gn.xlarge  
| im4gn.2xlarge | im4gn.4xlarge | im4gn.8xlarge | im4gn.16xlarge  
| inf1.xlarge | inf1.2xlarge | inf1.6xlarge | inf1.24xlarge |  
is4gen.medium | is4gen.large | is4gen.xlarge | is4gen.2xlarge |  
is4gen.4xlarge | is4gen.8xlarge | m1.small | m1.medium | m1.large  
| m1.xlarge | m2.xlarge | m2.2xlarge | m2.4xlarge | m3.medium |  
m3.large | m3.xlarge | m3.2xlarge | m4.large | m4.xlarge | m4.2xlarge  
| m4.4xlarge | m4.10xlarge | m4.16xlarge | m5.large | m5.xlarge |  
m5.2xlarge | m5.4xlarge | m5.8xlarge | m5.12xlarge | m5.16xlarge  
| m5.24xlarge | m5.metal | m5a.large | m5a.xlarge | m5a.2xlarge |  
m5a.4xlarge | m5a.8xlarge | m5a.12xlarge | m5a.16xlarge | m5a.24xlarge  
| m5ad.large | m5ad.xlarge | m5ad.2xlarge | m5ad.4xlarge | m5ad.8xlarge  
| m5ad.12xlarge | m5ad.16xlarge | m5ad.24xlarge | m5d.large | m5d.xlarge  
| m5d.2xlarge | m5d.4xlarge | m5d.8xlarge | m5d.12xlarge | m5d.16xlarge  
| m5d.24xlarge | m5d.metal | m5dn.large | m5dn.xlarge | m5dn.2xlarge  
| m5dn.4xlarge | m5dn.8xlarge | m5dn.12xlarge | m5dn.16xlarge |  
m5dn.24xlarge | m5dn.metal | m5n.large | m5n.xlarge | m5n.2xlarge |  
m5n.4xlarge | m5n.8xlarge | m5n.12xlarge | m5n.16xlarge | m5n.24xlarge  
| m5n.metal | m5zn.large | m5zn.xlarge | m5zn.2xlarge | m5zn.3xlarge  
| m5zn.6xlarge | m5zn.12xlarge | m5zn.metal | m6a.large | m6a.xlarge |  
m6a.2xlarge | m6a.4xlarge | m6a.8xlarge | m6a.12xlarge | m6a.16xlarge  
| m6a.24xlarge | m6a.32xlarge | m6a.48xlarge | m6g.metal | m6g.medium  
| m6g.large | m6g.xlarge | m6g.2xlarge | m6g.4xlarge | m6g.8xlarge |  
m6g.12xlarge | m6g.16xlarge | m6gd.metal | m6gd.medium | m6gd.large |  
m6gd.xlarge | m6gd.2xlarge | m6gd.4xlarge | m6gd.8xlarge | m6gd.12xlarge  
| m6gd.16xlarge | m6i.large | m6i.xlarge | m6i.2xlarge | m6i.4xlarge |  
m6i.8xlarge | m6i.12xlarge | m6i.16xlarge | m6i.24xlarge | m6i.32xlarge  
| m6i.metal | mac1.metal | p2.xlarge | p2.8xlarge | p2.16xlarge |  
p3.2xlarge | p3.8xlarge | p3.16xlarge | p3dn.24xlarge | p4d.24xlarge |  
r3.large | r3.xlarge | r3.2xlarge | r3.4xlarge | r3.8xlarge | r4.large  
| r4.xlarge | r4.2xlarge | r4.4xlarge | r4.8xlarge | r4.16xlarge  
| r5.large | r5.xlarge | r5.2xlarge | r5.4xlarge | r5.8xlarge |  
r5.12xlarge | r5.16xlarge | r5.24xlarge | r5.metal | r5a.large |  
r5a.xlarge | r5a.2xlarge | r5a.4xlarge | r5a.8xlarge | r5a.12xlarge |  
r5a.16xlarge | r5a.24xlarge | r5ad.large | r5ad.xlarge | r5ad.2xlarge  
| r5ad.4xlarge | r5ad.8xlarge | r5ad.12xlarge | r5ad.16xlarge |

r5ad.24xlarge | r5b.large | r5b.xlarge | r5b.2xlarge | r5b.4xlarge | r5b.8xlarge | r5b.12xlarge | r5b.16xlarge | r5b.24xlarge | r5b.metal | r5d.large | r5d.xlarge | r5d.2xlarge | r5d.4xlarge | r5d.8xlarge | r5d.12xlarge | r5d.16xlarge | r5d.24xlarge | r5d.metal | r5dn.large | r5dn.xlarge | r5dn.2xlarge | r5dn.4xlarge | r5dn.8xlarge | r5dn.12xlarge | r5dn.16xlarge | r5dn.24xlarge | r5dn.metal | r5n.large | r5n.xlarge | r5n.2xlarge | r5n.4xlarge | r5n.8xlarge | r5n.12xlarge | r5n.16xlarge | r5n.24xlarge | r5n.metal | r6g.medium | r6g.large | r6g.xlarge | r6g.2xlarge | r6g.4xlarge | r6g.8xlarge | r6g.12xlarge | r6g.16xlarge | r6g.metal | r6gd.medium | r6gd.large | r6gd.xlarge | r6gd.2xlarge | r6gd.4xlarge | r6gd.8xlarge | r6gd.12xlarge | r6gd.16xlarge | r6gd.metal | r6i.large | r6i.xlarge | r6i.2xlarge | r6i.4xlarge | r6i.8xlarge | r6i.12xlarge | r6i.16xlarge | r6i.24xlarge | r6i.32xlarge | r6i.metal | t1.micro | t2.nano | t2.micro | t2.small | t2.medium | t2.large | t2.xlarge | t2.2xlarge | t3.nano | t3.micro | t3.small | t3.medium | t3.large | t3.xlarge | t3.2xlarge | t3a.nano | t3a.micro | t3a.small | t3a.medium | t3a.large | t3a.xlarge | t3a.2xlarge | t4g.nano | t4g.micro | t4g.small | t4g.medium | t4g.large | t4g.xlarge | t4g.2xlarge | u-6tb1.56xlarge | u-6tb1.112xlarge | u-9tb1.112xlarge | u-12tb1.112xlarge | u-6tb1.metal | u-9tb1.metal | u-12tb1.metal | u-18tb1.metal | u-24tb1.metal | vt1.3xlarge | vt1.6xlarge | vt1.24xlarge | x1.16xlarge | x1.32xlarge | x1e.xlarge | x1e.2xlarge | x1e.4xlarge | x1e.8xlarge | x1e.16xlarge | x1e.32xlarge | x2iezn.2xlarge | x2iezn.4xlarge | x2iezn.6xlarge | x2iezn.8xlarge | x2iezn.12xlarge | x2iezn.metal | x2gd.medium | x2gd.large | x2gd.xlarge | x2gd.2xlarge | x2gd.4xlarge | x2gd.8xlarge | x2gd.12xlarge | x2gd.16xlarge | x2gd.metal | z1d.large | z1d.xlarge | z1d.2xlarge | z1d.3xlarge | z1d.6xlarge | z1d.12xlarge | z1d.metal | x2idn.16xlarge | x2idn.24xlarge | x2idn.32xlarge | x2iedn.xlarge | x2iedn.2xlarge | x2iedn.4xlarge | x2iedn.8xlarge | x2iedn.16xlarge | x2iedn.24xlarge | x2iedn.32xlarge | c6a.large | c6a.xlarge | c6a.2xlarge | c6a.4xlarge | c6a.8xlarge | c6a.12xlarge | c6a.16xlarge | c6a.24xlarge | c6a.32xlarge | c6a.48xlarge | c6a.metal | m6a.metal | i4i.large | i4i.xlarge | i4i.2xlarge | i4i.4xlarge | i4i.8xlarge | i4i.16xlarge | i4i.32xlarge | i4i.metal | x2idn.metal | x2iedn.metal | c7g.medium | c7g.large | c7g.xlarge | c7g.2xlarge | c7g.4xlarge | c7g.8xlarge | c7g.12xlarge | c7g.16xlarge

| mac2.metal | c6id.large | c6id.xlarge | c6id.2xlarge | c6id.4xlarge  
| c6id.8xlarge | c6id.12xlarge | c6id.16xlarge | c6id.24xlarge |  
c6id.32xlarge | c6id.metal | m6id.large | m6id.xlarge | m6id.2xlarge  
| m6id.4xlarge | m6id.8xlarge | m6id.12xlarge | m6id.16xlarge |  
m6id.24xlarge | m6id.32xlarge | m6id.metal | r6id.large | r6id.xlarge  
| r6id.2xlarge | r6id.4xlarge | r6id.8xlarge | r6id.12xlarge |  
r6id.16xlarge | r6id.24xlarge | r6id.32xlarge | r6id.metal | r6a.large  
| r6a.xlarge | r6a.2xlarge | r6a.4xlarge | r6a.8xlarge | r6a.12xlarge  
| r6a.16xlarge | r6a.24xlarge | r6a.32xlarge | r6a.48xlarge |  
r6a.metal | p4de.24xlarge | u-3tb1.56xlarge | u-18tb1.112xlarge |  
u-24tb1.112xlarge | trn1.2xlarge | trn1.32xlarge | hpc6id.32xlarge |  
c6in.large | c6in.xlarge | c6in.2xlarge | c6in.4xlarge | c6in.8xlarge  
| c6in.12xlarge | c6in.16xlarge | c6in.24xlarge | c6in.32xlarge |  
m6in.large | m6in.xlarge | m6in.2xlarge | m6in.4xlarge | m6in.8xlarge  
| m6in.12xlarge | m6in.16xlarge | m6in.24xlarge | m6in.32xlarge  
| m6idn.large | m6idn.xlarge | m6idn.2xlarge | m6idn.4xlarge |  
m6idn.8xlarge | m6idn.12xlarge | m6idn.16xlarge | m6idn.24xlarge |  
m6idn.32xlarge | r6in.large | r6in.xlarge | r6in.2xlarge | r6in.4xlarge  
| r6in.8xlarge | r6in.12xlarge | r6in.16xlarge | r6in.24xlarge  
| r6in.32xlarge | r6idn.large | r6idn.xlarge | r6idn.2xlarge |  
r6idn.4xlarge | r6idn.8xlarge | r6idn.12xlarge | r6idn.16xlarge |  
r6idn.24xlarge | r6idn.32xlarge | c7g.metal | m7g.medium | m7g.large  
| m7g.xlarge | m7g.2xlarge | m7g.4xlarge | m7g.8xlarge | m7g.12xlarge  
| m7g.16xlarge | m7g.metal | r7g.medium | r7g.large | r7g.xlarge |  
r7g.2xlarge | r7g.4xlarge | r7g.8xlarge | r7g.12xlarge | r7g.16xlarge  
| r7g.metal | c6in.metal | m6in.metal | m6idn.metal | r6in.metal |  
r6idn.metal | inf2.xlarge | inf2.8xlarge | inf2.24xlarge | inf2.48xlarge  
| trn1n.32xlarge | i4g.large | i4g.xlarge | i4g.2xlarge | i4g.4xlarge  
| i4g.8xlarge | i4g.16xlarge | hpc7g.4xlarge | hpc7g.8xlarge |  
hpc7g.16xlarge | c7gn.medium | c7gn.large | c7gn.xlarge | c7gn.2xlarge  
| c7gn.4xlarge | c7gn.8xlarge | c7gn.12xlarge | c7gn.16xlarge |  
p5.48xlarge | m7i.large | m7i.xlarge | m7i.2xlarge | m7i.4xlarge |  
m7i.8xlarge | m7i.12xlarge | m7i.16xlarge | m7i.24xlarge | m7i.48xlarge  
| m7i-flex.large | m7i-flex.xlarge | m7i-flex.2xlarge | m7i-flex.4xlarge  
| m7i-flex.8xlarge | m7a.medium | m7a.large | m7a.xlarge | m7a.2xlarge |  
m7a.4xlarge | m7a.8xlarge | m7a.12xlarge | m7a.16xlarge | m7a.24xlarge

| m7a.32xlarge | m7a.48xlarge | m7a.metal-48xl | hpc7a.12xlarge |  
 hpc7a.24xlarge | hpc7a.48xlarge | hpc7a.96xlarge | c7gd.medium |  
 c7gd.large | c7gd.xlarge | c7gd.2xlarge | c7gd.4xlarge | c7gd.8xlarge |  
 c7gd.12xlarge | c7gd.16xlarge | m7gd.medium | m7gd.large | m7gd.xlarge  
 | m7gd.2xlarge | m7gd.4xlarge | m7gd.8xlarge | m7gd.12xlarge |  
 m7gd.16xlarge | r7gd.medium | r7gd.large | r7gd.xlarge | r7gd.2xlarge |  
 r7gd.4xlarge | r7gd.8xlarge | r7gd.12xlarge | r7gd.16xlarge | r7a.medium  
 | r7a.large | r7a.xlarge | r7a.2xlarge | r7a.4xlarge | r7a.8xlarge |  
 r7a.12xlarge | r7a.16xlarge | r7a.24xlarge | r7a.32xlarge | r7a.48xlarge  
 | c7i.large | c7i.xlarge | c7i.2xlarge | c7i.4xlarge | c7i.8xlarge  
 | c7i.12xlarge | c7i.16xlarge | c7i.24xlarge | c7i.48xlarge | mac2-  
 m2pro.metal | r7iz.large | r7iz.xlarge | r7iz.2xlarge | r7iz.4xlarge  
 | r7iz.8xlarge | r7iz.12xlarge | r7iz.16xlarge | r7iz.32xlarge |  
 c7a.medium | c7a.large | c7a.xlarge | c7a.2xlarge | c7a.4xlarge |  
 c7a.8xlarge | c7a.12xlarge | c7a.16xlarge | c7a.24xlarge | c7a.32xlarge  
 | c7a.48xlarge | c7a.metal-48xl | r7a.metal-48xl | r7i.large |  
 r7i.xlarge | r7i.2xlarge | r7i.4xlarge | r7i.8xlarge | r7i.12xlarge  
 | r7i.16xlarge | r7i.24xlarge | r7i.48xlarge | dl2q.24xlarge | mac2-  
 m2.metal | i4i.12xlarge | i4i.24xlarge | c7i.metal-24xl | c7i.metal-48xl  
 | m7i.metal-24xl | m7i.metal-48xl | r7i.metal-24xl | r7i.metal-48xl |  
 r7iz.metal-16xl | r7iz.metal-32xl | c7gd.metal | m7gd.metal | r7gd.metal  
 | g6.xlarge | g6.2xlarge | g6.4xlarge | g6.8xlarge | g6.12xlarge |  
 g6.16xlarge | g6.24xlarge | g6.48xlarge | gr6.4xlarge | gr6.8xlarge |  
 c7i-flex.large | c7i-flex.xlarge | c7i-flex.2xlarge | c7i-flex.4xlarge  
 | c7i-flex.8xlarge | u7i-12tb.224xlarge | u7in-16tb.224xlarge |  
 u7in-24tb.224xlarge | u7in-32tb.224xlarge | u7ib-12tb.224xlarge |  
 c7gn.metal | r8g.medium | r8g.large | r8g.xlarge | r8g.2xlarge |  
 r8g.4xlarge | r8g.8xlarge | r8g.12xlarge | r8g.16xlarge | r8g.24xlarge |  
 r8g.48xlarge | r8g.metal-24xl | r8g.metal-48xl | mac2-m1ultra.metal

Required: No

## ipAddress

The public IPv4 address, or the Carrier IP address assigned to the instance, if applicable.

A Carrier IP address only applies to an instance launched in a subnet associated with a Wavelength Zone.

Type: String

Required: No

### **ipv6Address**

The IPv6 address assigned to the instance.

Type: String

Required: No

### **kernelId**

The kernel associated with this instance, if applicable.

Type: String

Required: No

### **keyName**

The name of the key pair, if this instance was launched with an associated key pair.

Type: String

Required: No

### **launchTime**

The time the instance was launched.

Type: Timestamp

Required: No

### **licenseSet**

The license configurations for the instance.

Type: Array of [LicenseConfiguration](#) objects

Required: No

### **maintenanceOptions**

Provides information on the recovery and maintenance options of your instance.



Type: [InstanceMaintenanceOptions](#) object

Required: No

### **metadataOptions**

The metadata options for the instance.

Type: [InstanceMetadataOptionsResponse](#) object

Required: No

### **monitoring**

The monitoring for the instance.

Type: [Monitoring](#) object

Required: No

### **networkInterfaceSet**

The network interfaces for the instance.

Type: Array of [InstanceNetworkInterface](#) objects

Required: No

### **outpostArn**

The Amazon Resource Name (ARN) of the Outpost.

Type: String

Required: No

### **placement**

The location where the instance launched, if applicable.

Type: [Placement](#) object

Required: No

### **platform**

The platform. This value is windows for Windows instances; otherwise, it is empty.

Type: String

Valid Values: windows

Required: No

### **platformDetails**

The platform details value for the instance. For more information, see [AMI billing information fields](#) in the *Amazon EC2 User Guide*.

Type: String

Required: No

### **privateDnsName**

[IPv4 only] The private DNS hostname name assigned to the instance. This DNS hostname can only be used inside the Amazon EC2 network. This name is not available until the instance enters the `running` state.

The Amazon-provided DNS server resolves Amazon-provided private DNS hostnames if you've enabled DNS resolution and DNS hostnames in your VPC. If you are not using the Amazon-provided DNS server in your VPC, your custom domain name servers must resolve the hostname as appropriate.

Type: String

Required: No

### **privateDnsNameOptions**

The options for the instance hostname.

Type: [PrivateDnsNameOptionsResponse](#) object

Required: No

### **privateIpAddress**

The private IPv4 address assigned to the instance.

Type: String

Required: No

## **productCodes**

The product codes attached to this instance, if applicable.

Type: Array of [ProductCode](#) objects

Required: No

## **ramdiskId**

The RAM disk associated with this instance, if applicable.

Type: String

Required: No

## **reason**

The reason for the most recent state transition. This might be an empty string.

Type: String

Required: No

## **rootDeviceName**

The device name of the root device volume (for example, `/dev/sda1`).

Type: String

Required: No

## **rootDeviceType**

The root device type used by the AMI. The AMI can use an EBS volume or an instance store volume.

Type: String

Valid Values: `ebs` | `instance-store`

Required: No

## **sourceDestCheck**

Indicates whether source/destination checking is enabled.

Type: Boolean

Required: No

### **spotInstanceId**

If the request is a Spot Instance request, the ID of the request.

Type: String

Required: No

### **sriovNetSupport**

Specifies whether enhanced networking with the Intel 82599 Virtual Function interface is enabled.

Type: String

Required: No

### **stateReason**

The reason for the most recent state transition.

Type: [StateReason](#) object

Required: No

### **subnetId**

The ID of the subnet in which the instance is running.

Type: String

Required: No

### **tagSet**

Any tags assigned to the instance.

Type: Array of [Tag](#) objects

Required: No

### **tpmSupport**

If the instance is configured for NitroTPM support, the value is `v2.0`. For more information, see [NitroTPM](#) in the *Amazon EC2 User Guide*.

Type: String

Required: No

### **usageOperation**

The usage operation value for the instance. For more information, see [AMI billing information fields](#) in the *Amazon EC2 User Guide*.

Type: String

Required: No

### **usageOperationUpdateTime**

The time that the usage operation was last updated.

Type: Timestamp

Required: No

### **virtualizationType**

The virtualization type of the instance.

Type: String

Valid Values: `hvm` | `paravirtual`

Required: No

### **vpId**

The ID of the VPC in which the instance is running.

Type: String

Required: No

## **See Also**

For more information about using this API in one of the language-specific AWS SDKs, see the following:

- [AWS SDK for C++](#)

- [AWS SDK for Java V2](#)
- [AWS SDK for Ruby V3](#)

# InstanceAttachmentEnaSrdSpecification

ENA Express uses AWS Scalable Reliable Datagram (SRD) technology to increase the maximum bandwidth used per stream and minimize tail latency of network traffic between EC2 instances. With ENA Express, you can communicate between two EC2 instances in the same subnet within the same account, or in different accounts. Both sending and receiving instances must have ENA Express enabled.

To improve the reliability of network packet delivery, ENA Express reorders network packets on the receiving end by default. However, some UDP-based applications are designed to handle network packets that are out of order to reduce the overhead for packet delivery at the network layer. When ENA Express is enabled, you can specify whether UDP network traffic uses it.

## Contents

### enaSrdEnabled

Indicates whether ENA Express is enabled for the network interface.

Type: Boolean

Required: No

### enaSrdUdpSpecification

Configures ENA Express for UDP network traffic.

Type: [InstanceAttachmentEnaSrdUdpSpecification](#) object

Required: No

## See Also

For more information about using this API in one of the language-specific AWS SDKs, see the following:

- [AWS SDK for C++](#)
- [AWS SDK for Java V2](#)
- [AWS SDK for Ruby V3](#)

# InstanceAttachmentEnaSrdUdpSpecification

ENA Express is compatible with both TCP and UDP transport protocols. When it's enabled, TCP traffic automatically uses it. However, some UDP-based applications are designed to handle network packets that are out of order, without a need for retransmission, such as live video broadcasting or other near-real-time applications. For UDP traffic, you can specify whether to use ENA Express, based on your application environment needs.

## Contents

### enaSrdUdpEnabled

Indicates whether UDP traffic to and from the instance uses ENA Express. To specify this setting, you must first enable ENA Express.

Type: Boolean

Required: No

## See Also

For more information about using this API in one of the language-specific AWS SDKs, see the following:

- [AWS SDK for C++](#)
- [AWS SDK for Java V2](#)
- [AWS SDK for Ruby V3](#)



# InstanceBlockDeviceMapping

Describes a block device mapping.

## Contents

### deviceName

The device name (for example, /dev/sdh or xvdh).

Type: String

Required: No

### ebs

Parameters used to automatically set up EBS volumes when the instance is launched.

Type: [EbsInstanceBlockDevice](#) object

Required: No

## See Also

For more information about using this API in one of the language-specific AWS SDKs, see the following:

- [AWS SDK for C++](#)
- [AWS SDK for Java V2](#)
- [AWS SDK for Ruby V3](#)

# InstanceBlockDeviceMappingSpecification

Describes a block device mapping entry.

## Contents

### DeviceName

The device name (for example, /dev/sdh or xvdh).

Type: String

Required: No

### Ebs

Parameters used to automatically set up EBS volumes when the instance is launched.

Type: [EbsInstanceBlockDeviceSpecification](#) object

Required: No

### NoDevice

suppress the specified device included in the block device mapping.

Type: String

Required: No

### VirtualName

The virtual device name.

Type: String

Required: No

## See Also

For more information about using this API in one of the language-specific AWS SDKs, see the following:

- [AWS SDK for C++](#)

- [AWS SDK for Java V2](#)
- [AWS SDK for Ruby V3](#)

# InstanceCapacity

Information about the number of instances that can be launched onto the Dedicated Host.

## Contents

### **availableCapacity**

The number of instances that can be launched onto the Dedicated Host based on the host's available capacity.

Type: Integer

Required: No

### **instanceType**

The instance type supported by the Dedicated Host.

Type: String

Required: No

### **totalCapacity**

The total number of instances that can be launched onto the Dedicated Host if there are no instances running on it.

Type: Integer

Required: No

## See Also

For more information about using this API in one of the language-specific AWS SDKs, see the following:

- [AWS SDK for C++](#)
- [AWS SDK for Java V2](#)
- [AWS SDK for Ruby V3](#)

# InstanceCount

Describes a Reserved Instance listing state.

## Contents

### **instanceCount**

The number of listed Reserved Instances in the state specified by the state.

Type: Integer

Required: No

### **state**

The states of the listed Reserved Instances.

Type: String

Valid Values: available | sold | cancelled | pending

Required: No

## See Also

For more information about using this API in one of the language-specific AWS SDKs, see the following:

- [AWS SDK for C++](#)
- [AWS SDK for Java V2](#)
- [AWS SDK for Ruby V3](#)

# InstanceCreditSpecification

Describes the credit option for CPU usage of a burstable performance instance.

## Contents

### cpuCredits

The credit option for CPU usage of the instance.

Valid values: `standard` | `unlimited`

Type: String

Required: No

### instanceId

The ID of the instance.

Type: String

Required: No

## See Also

For more information about using this API in one of the language-specific AWS SDKs, see the following:

- [AWS SDK for C++](#)
- [AWS SDK for Java V2](#)
- [AWS SDK for Ruby V3](#)

# InstanceCreditSpecificationRequest

Describes the credit option for CPU usage of a burstable performance instance.

## Contents

### InstanceId

The ID of the instance.

Type: String

Required: Yes

### CpuCredits

The credit option for CPU usage of the instance.

Valid values: `standard` | `unlimited`

T3 instances with host tenancy do not support the `unlimited` CPU credit option.

Type: String

Required: No

## See Also

For more information about using this API in one of the language-specific AWS SDKs, see the following:

- [AWS SDK for C++](#)
- [AWS SDK for Java V2](#)
- [AWS SDK for Ruby V3](#)

# InstanceEventWindow

The event window.

## Contents

### **associationTarget**

One or more targets associated with the event window.

Type: [InstanceEventWindowAssociationTarget](#) object

Required: No

### **cronExpression**

The cron expression defined for the event window.

Type: String

Required: No

### **instanceEventWindowId**

The ID of the event window.

Type: String

Required: No

### **name**

The name of the event window.

Type: String

Required: No

### **state**

The current state of the event window.

Type: String

Valid Values: `creating` | `deleting` | `active` | `deleted`



Required: No

### **tagSet**

The instance tags associated with the event window.

Type: Array of [Tag](#) objects

Required: No

### **timeRangeSet**

One or more time ranges defined for the event window.

Type: Array of [InstanceEventWindowTimeRange](#) objects

Required: No

## **See Also**

For more information about using this API in one of the language-specific AWS SDKs, see the following:

- [AWS SDK for C++](#)
- [AWS SDK for Java V2](#)
- [AWS SDK for Ruby V3](#)

# InstanceEventWindowAssociationRequest

One or more targets associated with the specified event window. Only one *type* of target (instance ID, instance tag, or Dedicated Host ID) can be associated with an event window.

## Contents

### DedicatedHostIds

The IDs of the Dedicated Hosts to associate with the event window.

Type: Array of strings

Required: No

### InstanceIds

The IDs of the instances to associate with the event window. If the instance is on a Dedicated Host, you can't specify the Instance ID parameter; you must use the Dedicated Host ID parameter.

Type: Array of strings

Required: No

### InstanceTags

The instance tags to associate with the event window. Any instances associated with the tags will be associated with the event window.

Type: Array of [Tag](#) objects

Required: No

## See Also

For more information about using this API in one of the language-specific AWS SDKs, see the following:

- [AWS SDK for C++](#)
- [AWS SDK for Java V2](#)

- [AWS SDK for Ruby V3](#)

# InstanceEventWindowAssociationTarget

One or more targets associated with the event window.

## Contents

### **dedicatedHostIdSet**

The IDs of the Dedicated Hosts associated with the event window.

Type: Array of strings

Required: No

### **instanceIdSet**

The IDs of the instances associated with the event window.

Type: Array of strings

Required: No

### **tagSet**

The instance tags associated with the event window. Any instances associated with the tags will be associated with the event window.

Type: Array of [Tag](#) objects

Required: No

## See Also

For more information about using this API in one of the language-specific AWS SDKs, see the following:

- [AWS SDK for C++](#)
- [AWS SDK for Java V2](#)
- [AWS SDK for Ruby V3](#)

# InstanceEventWindowDisassociationRequest

The targets to disassociate from the specified event window.

## Contents

### DedicatedHostIds

The IDs of the Dedicated Hosts to disassociate from the event window.

Type: Array of strings

Required: No

### InstanceIds

The IDs of the instances to disassociate from the event window.

Type: Array of strings

Required: No

### InstanceTags

The instance tags to disassociate from the event window. Any instances associated with the tags will be disassociated from the event window.

Type: Array of [Tag](#) objects

Required: No

## See Also

For more information about using this API in one of the language-specific AWS SDKs, see the following:

- [AWS SDK for C++](#)
- [AWS SDK for Java V2](#)
- [AWS SDK for Ruby V3](#)

# InstanceEventWindowStateChange

The state of the event window.

## Contents

### **instanceEventWindowId**

The ID of the event window.

Type: String

Required: No

### **state**

The current state of the event window.

Type: String

Valid Values: `creating` | `deleting` | `active` | `deleted`

Required: No

## See Also

For more information about using this API in one of the language-specific AWS SDKs, see the following:

- [AWS SDK for C++](#)
- [AWS SDK for Java V2](#)
- [AWS SDK for Ruby V3](#)

# InstanceEventWindowTimeRange

The start day and time and the end day and time of the time range, in UTC.

## Contents

### endHour

The hour when the time range ends.

Type: Integer

Valid Range: Minimum value of 0. Maximum value of 23.

Required: No

### endWeekDay

The day on which the time range ends.

Type: String

Valid Values: `sunday` | `monday` | `tuesday` | `wednesday` | `thursday` | `friday` | `saturday`

Required: No

### startHour

The hour when the time range begins.

Type: Integer

Valid Range: Minimum value of 0. Maximum value of 23.

Required: No

### startWeekDay

The day on which the time range begins.

Type: String

Valid Values: `sunday` | `monday` | `tuesday` | `wednesday` | `thursday` | `friday` | `saturday`

Required: No

## See Also

For more information about using this API in one of the language-specific AWS SDKs, see the following:

- [AWS SDK for C++](#)
- [AWS SDK for Java V2](#)
- [AWS SDK for Ruby V3](#)



# InstanceEventWindowTimeRangeRequest

The start day and time and the end day and time of the time range, in UTC.

## Contents

### EndHour

The hour when the time range ends.

Type: Integer

Valid Range: Minimum value of 0. Maximum value of 23.

Required: No

### EndWeekDay

The day on which the time range ends.

Type: String

Valid Values: `sunday` | `monday` | `tuesday` | `wednesday` | `thursday` | `friday` | `saturday`

Required: No

### StartHour

The hour when the time range begins.

Type: Integer

Valid Range: Minimum value of 0. Maximum value of 23.

Required: No

### StartWeekDay

The day on which the time range begins.

Type: String

Valid Values: `sunday` | `monday` | `tuesday` | `wednesday` | `thursday` | `friday` | `saturday`

Required: No

## See Also

For more information about using this API in one of the language-specific AWS SDKs, see the following:

- [AWS SDK for C++](#)
- [AWS SDK for Java V2](#)
- [AWS SDK for Ruby V3](#)

# InstanceExportDetails

Describes an instance to export.

## Contents

### **instanceId**

The ID of the resource being exported.

Type: String

Required: No

### **targetEnvironment**

The target virtualization environment.

Type: String

Valid Values: citrix | vmware | microsoft

Required: No

## See Also

For more information about using this API in one of the language-specific AWS SDKs, see the following:

- [AWS SDK for C++](#)
- [AWS SDK for Java V2](#)
- [AWS SDK for Ruby V3](#)

# InstanceFamilyCreditSpecification

Describes the default credit option for CPU usage of a burstable performance instance family.

## Contents

### cpuCredits

The default credit option for CPU usage of the instance family. Valid values are `standard` and `unlimited`.

Type: String

Required: No

### instanceFamily

The instance family.

Type: String

Valid Values: `t2` | `t3` | `t3a` | `t4g`

Required: No

## See Also

For more information about using this API in one of the language-specific AWS SDKs, see the following:

- [AWS SDK for C++](#)
- [AWS SDK for Java V2](#)
- [AWS SDK for Ruby V3](#)

# InstanceIpv4Prefix

Information about an IPv4 prefix.

## Contents

### ipv4Prefix

One or more IPv4 prefixes assigned to the network interface.

Type: String

Required: No

## See Also

For more information about using this API in one of the language-specific AWS SDKs, see the following:

- [AWS SDK for C++](#)
- [AWS SDK for Java V2](#)
- [AWS SDK for Ruby V3](#)

# InstanceIpv6Address

Describes an IPv6 address.

## Contents

**Ipv6Address** (request), **ipv6Address** (response)

The IPv6 address.

Type: String

Required: No

**IsPrimaryIpv6** (request), **isPrimaryIpv6** (response)

Determines if an IPv6 address associated with a network interface is the primary IPv6 address. When you enable an IPv6 GUA address to be a primary IPv6, the first IPv6 GUA will be made the primary IPv6 address until the instance is terminated or the network interface is detached. For more information, see [RunInstances](#).

Type: Boolean

Required: No

## See Also

For more information about using this API in one of the language-specific AWS SDKs, see the following:

- [AWS SDK for C++](#)
- [AWS SDK for Java V2](#)
- [AWS SDK for Ruby V3](#)

# InstanceIpv6AddressRequest

Describes an IPv6 address.

## Contents

### Ipv6Address

The IPv6 address.

Type: String

Required: No

## See Also

For more information about using this API in one of the language-specific AWS SDKs, see the following:

- [AWS SDK for C++](#)
- [AWS SDK for Java V2](#)
- [AWS SDK for Ruby V3](#)

# InstanceIpv6Prefix

Information about an IPv6 prefix.

## Contents

### ipv6Prefix

One or more IPv6 prefixes assigned to the network interface.

Type: String

Required: No

## See Also

For more information about using this API in one of the language-specific AWS SDKs, see the following:

- [AWS SDK for C++](#)
- [AWS SDK for Java V2](#)
- [AWS SDK for Ruby V3](#)



# InstanceMaintenanceOptions

The maintenance options for the instance.

## Contents

### autoRecovery

Provides information on the current automatic recovery behavior of your instance.

Type: String

Valid Values: disabled | default

Required: No

## See Also

For more information about using this API in one of the language-specific AWS SDKs, see the following:

- [AWS SDK for C++](#)
- [AWS SDK for Java V2](#)
- [AWS SDK for Ruby V3](#)

# InstanceMaintenanceOptionsRequest

The maintenance options for the instance.

## Contents

### AutoRecovery

Disables the automatic recovery behavior of your instance or sets it to default. For more information, see [Simplified automatic recovery](#).

Type: String

Valid Values: disabled | default

Required: No

## See Also

For more information about using this API in one of the language-specific AWS SDKs, see the following:

- [AWS SDK for C++](#)
- [AWS SDK for Java V2](#)
- [AWS SDK for Ruby V3](#)

# InstanceMarketOptionsRequest

Describes the market (purchasing) option for the instances.

## Contents

### MarketType

The market type.

Type: String

Valid Values: spot | capacity-block

Required: No

### SpotOptions

The options for Spot Instances.

Type: [SpotMarketOptions](#) object

Required: No

## See Also

For more information about using this API in one of the language-specific AWS SDKs, see the following:

- [AWS SDK for C++](#)
- [AWS SDK for Java V2](#)
- [AWS SDK for Ruby V3](#)

# InstanceMetadataDefaultsResponse

The default instance metadata service (IMDS) settings that were set at the account level in the specified AWS Region.

## Contents

### httpEndpoint

Indicates whether the IMDS endpoint for an instance is enabled or disabled. When disabled, the instance metadata can't be accessed.

Type: String

Valid Values: `disabled` | `enabled`

Required: No

### httpPutResponseHopLimit

The maximum number of hops that the metadata token can travel.

Type: Integer

Required: No

### httpTokens

Indicates whether IMDSv2 is required.

- `optional` – IMDSv2 is optional, which means that you can use either IMDSv2 or IMDSv1.
- `required` – IMDSv2 is required, which means that IMDSv1 is disabled, and you must use IMDSv2.

Type: String

Valid Values: `optional` | `required`

Required: No

## instanceMetadataTags

Indicates whether access to instance tags from the instance metadata is enabled or disabled. For more information, see [Work with instance tags using the instance metadata](#) in the *Amazon EC2 User Guide*.

Type: String

Valid Values: disabled | enabled

Required: No

## See Also

For more information about using this API in one of the language-specific AWS SDKs, see the following:

- [AWS SDK for C++](#)
- [AWS SDK for Java V2](#)
- [AWS SDK for Ruby V3](#)

# InstanceMetadataOptionsRequest

The metadata options for the instance.

## Contents

### HttpEndpoint

Enables or disables the HTTP metadata endpoint on your instances.

If you specify a value of `disabled`, you cannot access your instance metadata.

Default: `enabled`

Type: String

Valid Values: `disabled` | `enabled`

Required: No

### HttpProtocolIpv6

Enables or disables the IPv6 endpoint for the instance metadata service.

Default: `disabled`

Type: String

Valid Values: `disabled` | `enabled`

Required: No

### HttpPutResponseHopLimit

The maximum number of hops that the metadata token can travel.

Possible values: Integers from 1 to 64

Type: Integer

Required: No

### HttpTokens

Indicates whether IMDSv2 is required.

- `optional` - IMDSv2 is optional, which means that you can use either IMDSv2 or IMDSv1.
- `required` - IMDSv2 is required, which means that IMDSv1 is disabled, and you must use IMDSv2.

Default:

- If the value of `ImdsSupport` for the Amazon Machine Image (AMI) for your instance is `v2.0` and the account level default is set to `no-preference`, the default is `required`.
- If the value of `ImdsSupport` for the Amazon Machine Image (AMI) for your instance is `v2.0`, but the account level default is set to `V1` or `V2`, the default is `optional`.

The default value can also be affected by other combinations of parameters. For more information, see [Order of precedence for instance metadata options](#) in the *Amazon EC2 User Guide*.

Type: String

Valid Values: `optional` | `required`

Required: No

## InstanceMetadataTags

Set to `enabled` to allow access to instance tags from the instance metadata. Set to `disabled` to turn off access to instance tags from the instance metadata. For more information, see [Work with instance tags using the instance metadata](#).

Default: `disabled`

Type: String

Valid Values: `disabled` | `enabled`

Required: No

## See Also

For more information about using this API in one of the language-specific AWS SDKs, see the following:

- [AWS SDK for C++](#)

- [AWS SDK for Java V2](#)
- [AWS SDK for Ruby V3](#)



# InstanceMetadataOptionsResponse

The metadata options for the instance.

## Contents

### httpEndpoint

Indicates whether the HTTP metadata endpoint on your instances is enabled or disabled.

If the value is `disabled`, you cannot access your instance metadata.

Type: String

Valid Values: `disabled` | `enabled`

Required: No

### httpProtocolIpv6

Indicates whether the IPv6 endpoint for the instance metadata service is enabled or disabled.

Default: `disabled`

Type: String

Valid Values: `disabled` | `enabled`

Required: No

### httpPutResponseHopLimit

The maximum number of hops that the metadata token can travel.

Possible values: Integers from 1 to 64

Type: Integer

Required: No

### httpTokens

Indicates whether IMDSv2 is required.

- `optional` - IMDSv2 is optional, which means that you can use either IMDSv2 or IMDSv1.

- `required` - IMDSv2 is required, which means that IMDSv1 is disabled, and you must use IMDSv2.

Type: String

Valid Values: `optional` | `required`

Required: No

### **instanceMetadataTags**

Indicates whether access to instance tags from the instance metadata is enabled or disabled. For more information, see [Work with instance tags using the instance metadata](#).

Type: String

Valid Values: `disabled` | `enabled`

Required: No

### **state**

The state of the metadata option changes.

`pending` - The metadata options are being updated and the instance is not ready to process metadata traffic with the new selection.

`applied` - The metadata options have been successfully applied on the instance.

Type: String

Valid Values: `pending` | `applied`

Required: No

## **See Also**

For more information about using this API in one of the language-specific AWS SDKs, see the following:

- [AWS SDK for C++](#)
- [AWS SDK for Java V2](#)

- [AWS SDK for Ruby V3](#)

# InstanceMonitoring

Describes the monitoring of an instance.

## Contents

### **instanceId**

The ID of the instance.

Type: String

Required: No

### **monitoring**

The monitoring for the instance.

Type: [Monitoring](#) object

Required: No

## See Also

For more information about using this API in one of the language-specific AWS SDKs, see the following:

- [AWS SDK for C++](#)
- [AWS SDK for Java V2](#)
- [AWS SDK for Ruby V3](#)

# InstanceNetworkInterface

Describes a network interface.

## Contents

### association

The association information for an Elastic IPv4 associated with the network interface.

Type: [InstanceNetworkInterfaceAssociation](#) object

Required: No

### attachment

The network interface attachment.

Type: [InstanceNetworkInterfaceAttachment](#) object

Required: No

### connectionTrackingConfiguration

A security group connection tracking configuration that enables you to set the timeout for connection tracking on an Elastic network interface. For more information, see [Connection tracking timeouts](#) in the *Amazon EC2 User Guide*.

Type: [ConnectionTrackingSpecificationResponse](#) object

Required: No

### description

The description.

Type: String

Required: No

### groupSet

The security groups.

Type: Array of [GroupIdentifier](#) objects

Required: No

### **interfaceType**

The type of network interface.

Valid values: `interface` | `efa` | `trunk`

Type: String

Required: No

### **ipv4PrefixSet**

The IPv4 delegated prefixes that are assigned to the network interface.

Type: Array of [InstanceIpv4Prefix](#) objects

Required: No

### **ipv6AddressesSet**

The IPv6 addresses associated with the network interface.

Type: Array of [InstanceIpv6Address](#) objects

Required: No

### **ipv6PrefixSet**

The IPv6 delegated prefixes that are assigned to the network interface.

Type: Array of [InstanceIpv6Prefix](#) objects

Required: No

### **macAddress**

The MAC address.

Type: String

Required: No

### **networkInterfaceId**

The ID of the network interface.

Type: String

Required: No

### **ownerId**

The ID of the AWS account that created the network interface.

Type: String

Required: No

### **privateDnsName**

The private DNS name.

Type: String

Required: No

### **privateIpAddress**

The IPv4 address of the network interface within the subnet.

Type: String

Required: No

### **privateIpAddressesSet**

The private IPv4 addresses associated with the network interface.

Type: Array of [InstancePrivateIpAddress](#) objects

Required: No

### **sourceDestCheck**

Indicates whether source/destination checking is enabled.

Type: Boolean

Required: No

### **status**

The status of the network interface.

Type: String

Valid Values: available | associated | attaching | in-use | detaching

Required: No

### **subnetId**

The ID of the subnet.

Type: String

Required: No

### **vpcId**

The ID of the VPC.

Type: String

Required: No

## **See Also**

For more information about using this API in one of the language-specific AWS SDKs, see the following:

- [AWS SDK for C++](#)
- [AWS SDK for Java V2](#)
- [AWS SDK for Ruby V3](#)



# InstanceNetworkInterfaceAssociation

Describes association information for an Elastic IP address (IPv4).

## Contents

### **carrierIp**

The carrier IP address associated with the network interface.

Type: String

Required: No

### **customerOwnedIp**

The customer-owned IP address associated with the network interface.

Type: String

Required: No

### **ipOwnerId**

The ID of the owner of the Elastic IP address.

Type: String

Required: No

### **publicDnsName**

The public DNS name.

Type: String

Required: No

### **publicIp**

The public IP address or Elastic IP address bound to the network interface.

Type: String

Required: No

## See Also

For more information about using this API in one of the language-specific AWS SDKs, see the following:

- [AWS SDK for C++](#)
- [AWS SDK for Java V2](#)
- [AWS SDK for Ruby V3](#)

# InstanceNetworkInterfaceAttachment

Describes a network interface attachment.

## Contents

### **attachmentId**

The ID of the network interface attachment.

Type: String

Required: No

### **attachTime**

The time stamp when the attachment initiated.

Type: Timestamp

Required: No

### **deleteOnTermination**

Indicates whether the network interface is deleted when the instance is terminated.

Type: Boolean

Required: No

### **deviceIndex**

The index of the device on the instance for the network interface attachment.

Type: Integer

Required: No

### **enaSrdSpecification**

Contains the ENA Express settings for the network interface that's attached to the instance.

Type: [InstanceAttachmentEnaSrdSpecification](#) object

Required: No

## networkCardIndex

The index of the network card.

Type: Integer

Required: No

## status

The attachment state.

Type: String

Valid Values: attaching | attached | detaching | detached

Required: No

## See Also

For more information about using this API in one of the language-specific AWS SDKs, see the following:

- [AWS SDK for C++](#)
- [AWS SDK for Java V2](#)
- [AWS SDK for Ruby V3](#)

# InstanceNetworkInterfaceSpecification

Describes a network interface.

## Contents

### **AssociateCarrierIpAddress** (request), **AssociateCarrierIpAddress** (response)

Indicates whether to assign a carrier IP address to the network interface.

You can only assign a carrier IP address to a network interface that is in a subnet in a Wavelength Zone. For more information about carrier IP addresses, see [Carrier IP address](#) in the *AWS Wavelength Developer Guide*.

Type: Boolean

Required: No

### **AssociatePublicIpAddress** (request), **associatePublicIpAddress** (response)

Indicates whether to assign a public IPv4 address to an instance you launch in a VPC. The public IP address can only be assigned to a network interface for eth0, and can only be assigned to a new network interface, not an existing one. You cannot specify more than one network interface in the request. If launching into a default subnet, the default value is `true`.

AWS charges for all public IPv4 addresses, including public IPv4 addresses associated with running instances and Elastic IP addresses. For more information, see the *Public IPv4 Address* tab on the [Amazon VPC pricing page](#).

Type: Boolean

Required: No

### **ConnectionTrackingSpecification** (request), **ConnectionTrackingSpecification** (response)

A security group connection tracking specification that enables you to set the timeout for connection tracking on an Elastic network interface. For more information, see [Connection tracking timeouts](#) in the *Amazon EC2 User Guide*.

Type: [ConnectionTrackingSpecificationRequest](#) object

Required: No

**DeleteOnTermination** (request), **deleteOnTermination** (response)

If set to `true`, the interface is deleted when the instance is terminated. You can specify `true` only if creating a new network interface when launching an instance.

Type: Boolean

Required: No

**Description** (request), **description** (response)

The description of the network interface. Applies only if creating a network interface when launching an instance.

Type: String

Required: No

**DeviceIndex** (request), **deviceIndex** (response)

The position of the network interface in the attachment order. A primary network interface has a device index of 0.

If you specify a network interface when launching an instance, you must specify the device index.

Type: Integer

Required: No

**EnaSrdSpecification** (request), **EnaSrdSpecification** (response)

Specifies the ENA Express settings for the network interface that's attached to the instance.

Type: [EnaSrdSpecificationRequest](#) object

Required: No

**InterfaceType** (request), **InterfaceType** (response)

The type of network interface.

Valid values: `interface` | `efa`

Type: String

Required: No

**Ipv4Prefixes** (request), **Ipv4Prefix** (response)

The IPv4 delegated prefixes to be assigned to the network interface. You cannot use this option if you use the `Ipv4PrefixCount` option.

Type: Array of [Ipv4PrefixSpecificationRequest](#) objects

Required: No

**Ipv4PrefixCount** (request), **Ipv4PrefixCount** (response)

The number of IPv4 delegated prefixes to be automatically assigned to the network interface. You cannot use this option if you use the `Ipv4Prefix` option.

Type: Integer

Required: No

**Ipv6AddressCount** (request), **ipv6AddressCount** (response)

A number of IPv6 addresses to assign to the network interface. Amazon EC2 chooses the IPv6 addresses from the range of the subnet. You cannot specify this option and the option to assign specific IPv6 addresses in the same request. You can specify this option if you've specified a minimum number of instances to launch.

Type: Integer

Required: No

**Ipv6Addresses** (request), **ipv6AddressesSet** (response)

The IPv6 addresses to assign to the network interface. You cannot specify this option and the option to assign a number of IPv6 addresses in the same request. You cannot specify this option if you've specified a minimum number of instances to launch.

Type: Array of [InstanceIpv6Address](#) objects

Required: No

**Ipv6Prefixes** (request), **Ipv6Prefix** (response)

The IPv6 delegated prefixes to be assigned to the network interface. You cannot use this option if you use the `Ipv6PrefixCount` option.

Type: Array of [Ipv6PrefixSpecificationRequest](#) objects

Required: No

**Ipv6PrefixCount** (request), **Ipv6PrefixCount** (response)

The number of IPv6 delegated prefixes to be automatically assigned to the network interface. You cannot use this option if you use the `Ipv6Prefix` option.

Type: Integer

Required: No

**NetworkCardIndex** (request), **NetworkCardIndex** (response)

The index of the network card. Some instance types support multiple network cards. The primary network interface must be assigned to network card index 0. The default is network card index 0.

If you are using [RequestSpotInstances](#) to create Spot Instances, omit this parameter because you can't specify the network card index when using this API. To specify the network card index, use [RunInstances](#).

Type: Integer

Required: No

**NetworkInterfaceId** (request), **networkInterfaceId** (response)

The ID of the network interface.

If you are creating a Spot Fleet, omit this parameter because you can't specify a network interface ID in a launch specification.

Type: String

Required: No

**PrimaryIpv6** (request), **PrimaryIpv6** (response)

The primary IPv6 address of the network interface. When you enable an IPv6 GUA address to be a primary IPv6, the first IPv6 GUA will be made the primary IPv6 address until the instance is terminated or the network interface is detached. For more information about primary IPv6 addresses, see [RunInstances](#).

Type: Boolean



Required: No

**PrivateIpAddress** (request), **privateIpAddress** (response)

The private IPv4 address of the network interface. Applies only if creating a network interface when launching an instance. You cannot specify this option if you're launching more than one instance in a [RunInstances](#) request.

Type: String

Required: No

**PrivateAddresses** (request), **privateAddressesSet** (response)

The private IPv4 addresses to assign to the network interface. Only one private IPv4 address can be designated as primary. You cannot specify this option if you're launching more than one instance in a [RunInstances](#) request.

Type: Array of [PrivateIpAddressSpecification](#) objects

Required: No

**SecondaryPrivateIpAddressCount** (request), **secondaryPrivateIpAddressCount** (response)

The number of secondary private IPv4 addresses. You can't specify this option and specify more than one private IP address using the private IP addresses option. You cannot specify this option if you're launching more than one instance in a [RunInstances](#) request.

Type: Integer

Required: No

**Groups** (request), **SecurityGroupId** (response)

The IDs of the security groups for the network interface. Applies only if creating a network interface when launching an instance.

Type: Array of strings

Required: No

**SubnetId** (request), **subnetId** (response)

The ID of the subnet associated with the network interface. Applies only if creating a network interface when launching an instance.

Type: String

Required: No

## See Also

For more information about using this API in one of the language-specific AWS SDKs, see the following:

- [AWS SDK for C++](#)
- [AWS SDK for Java V2](#)
- [AWS SDK for Ruby V3](#)

# InstancePrivateIpAddress

Describes a private IPv4 address.

## Contents

### association

The association information for an Elastic IP address for the network interface.

Type: [InstanceNetworkInterfaceAssociation](#) object

Required: No

### primary

Indicates whether this IPv4 address is the primary private IP address of the network interface.

Type: Boolean

Required: No

### privateDnsName

The private IPv4 DNS name.

Type: String

Required: No

### privateIpAddress

The private IPv4 address of the network interface.

Type: String

Required: No

## See Also

For more information about using this API in one of the language-specific AWS SDKs, see the following:

- [AWS SDK for C++](#)

- [AWS SDK for Java V2](#)
- [AWS SDK for Ruby V3](#)

# InstanceRequirements

The attributes for the instance types. When you specify instance attributes, Amazon EC2 will identify instance types with these attributes.

You must specify `VCpuCount` and `MemoryMiB`. All other attributes are optional. Any unspecified optional attribute is set to its default.

When you specify multiple attributes, you get instance types that satisfy all of the specified attributes. If you specify multiple values for an attribute, you get instance types that satisfy any of the specified values.

To limit the list of instance types from which Amazon EC2 can identify matching instance types, you can use one of the following parameters, but not both in the same request:

- `AllowedInstanceTypes` - The instance types to include in the list. All other instance types are ignored, even if they match your specified attributes.
- `ExcludedInstanceTypes` - The instance types to exclude from the list, even if they match your specified attributes.

## Note

If you specify `InstanceRequirements`, you can't specify `InstanceType`. Attribute-based instance type selection is only supported when using Auto Scaling groups, EC2 Fleet, and Spot Fleet to launch instances. If you plan to use the launch template in the [launch instance wizard](#) or with the [RunInstances API](#), you can't specify `InstanceRequirements`.

For more information, see [Create a mixed instances group using attribute-based instance type selection](#) in the *Amazon EC2 Auto Scaling User Guide*, and also [Attribute-based instance type selection for EC2 Fleet](#), [Attribute-based instance type selection for Spot Fleet](#), and [Spot placement score](#) in the *Amazon EC2 User Guide*.

## Contents

### **AcceleratorCount** (request), **acceleratorCount** (response)

The minimum and maximum number of accelerators (GPUs, FPGAs, or AWS Inferentia chips) on an instance.

To exclude accelerator-enabled instance types, set Max to 0.

Default: No minimum or maximum limits

Type: [AcceleratorCount](#) object

Required: No

### **AcceleratorManufacturers** (request), **acceleratorManufacturerSet** (response)

Indicates whether instance types must have accelerators by specific manufacturers.

- For instance types with AWS devices, specify `amazon-web-services`.
- For instance types with AMD devices, specify `amd`.
- For instance types with Habana devices, specify `habana`.
- For instance types with NVIDIA devices, specify `nvidia`.
- For instance types with Xilinx devices, specify `xilinx`.

Default: Any manufacturer

Type: Array of strings

Valid Values: `amazon-web-services` | `amd` | `nvidia` | `xilinx` | `habana`

Required: No

### **AcceleratorNames** (request), **acceleratorNameSet** (response)

The accelerators that must be on the instance type.

- For instance types with NVIDIA A10G GPUs, specify `a10g`.
- For instance types with NVIDIA A100 GPUs, specify `a100`.
- For instance types with NVIDIA H100 GPUs, specify `h100`.
- For instance types with AWS Inferentia chips, specify `inferentia`.
- For instance types with NVIDIA GRID K520 GPUs, specify `k520`.

- For instance types with NVIDIA K80 GPUs, specify `k80`.
- For instance types with NVIDIA M60 GPUs, specify `m60`.
- For instance types with AMD Radeon Pro V520 GPUs, specify `radeon-pro-v520`.
- For instance types with NVIDIA T4 GPUs, specify `t4`.
- For instance types with NVIDIA T4G GPUs, specify `t4g`.
- For instance types with Xilinx VU9P FPGAs, specify `vu9p`.
- For instance types with NVIDIA V100 GPUs, specify `v100`.

Default: Any accelerator

Type: Array of strings

Valid Values: `a100` | `inferentia` | `k520` | `k80` | `m60` | `radeon-pro-v520` | `t4` | `vu9p` | `v100` | `a10g` | `h100` | `t4g`

Required: No

**AcceleratorTotalMemoryMiB** (request), **acceleratorTotalMemoryMiB** (response)

The minimum and maximum amount of total accelerator memory, in MiB.

Default: No minimum or maximum limits

Type: [AcceleratorTotalMemoryMiB](#) object

Required: No

**AcceleratorTypes** (request), **acceleratorTypeSet** (response)

The accelerator types that must be on the instance type.

- For instance types with GPU accelerators, specify `gpu`.
- For instance types with FPGA accelerators, specify `fpga`.
- For instance types with inference accelerators, specify `inference`.

Default: Any accelerator type

Type: Array of strings

Valid Values: `gpu` | `fpga` | `inference`

Required: No

**AllowedInstanceTypes** (request), **allowedInstanceTypeSet** (response)

The instance types to apply your specified attributes against. All other instance types are ignored, even if they match your specified attributes.

You can use strings with one or more wild cards, represented by an asterisk (\*), to allow an instance type, size, or generation. The following are examples: `m5.8xlarge`, `c5*.*`, `m5a.*`, `r*`, `*3*`.

For example, if you specify `c5*`, Amazon EC2 will allow the entire C5 instance family, which includes all C5a and C5n instance types. If you specify `m5a.*`, Amazon EC2 will allow all the M5a instance types, but not the M5n instance types.

 **Note**

If you specify `AllowedInstanceTypes`, you can't specify `ExcludedInstanceTypes`.

Default: All instance types

Type: Array of strings

Array Members: Minimum number of 0 items. Maximum number of 400 items.

Length Constraints: Minimum length of 1. Maximum length of 30.

Pattern: `[a-zA-Z0-9\.\*\-]+`

Required: No

**BareMetal** (request), **bareMetal** (response)

Indicates whether bare metal instance types must be included, excluded, or required.

- To include bare metal instance types, specify `included`.
- To require only bare metal instance types, specify `required`.
- To exclude bare metal instance types, specify `excluded`.

Default: `excluded`

Type: String

Valid Values: `included` | `required` | `excluded`



Required: No

**BaselineEbsBandwidthMbps** (request), **baselineEbsBandwidthMbps** (response)

The minimum and maximum baseline bandwidth to Amazon EBS, in Mbps. For more information, see [Amazon EBS–optimized instances](#) in the *Amazon EC2 User Guide*.

Default: No minimum or maximum limits

Type: [BaselineEbsBandwidthMbps](#) object

Required: No

**BurstablePerformance** (request), **burstablePerformance** (response)

Indicates whether burstable performance T instance types are included, excluded, or required. For more information, see [Burstable performance instances](#).

- To include burstable performance instance types, specify `included`.
- To require only burstable performance instance types, specify `required`.
- To exclude burstable performance instance types, specify `excluded`.

Default: `excluded`

Type: String

Valid Values: `included` | `required` | `excluded`

Required: No

**CpuManufacturers** (request), **cpuManufacturerSet** (response)

The CPU manufacturers to include.

- For instance types with Intel CPUs, specify `intel`.
- For instance types with AMD CPUs, specify `amd`.
- For instance types with AWS CPUs, specify `amazon-web-services`.

 **Note**

Don't confuse the CPU manufacturer with the CPU architecture. Instances will be launched with a compatible CPU architecture based on the Amazon Machine Image (AMI) that you specify in your launch template.

Default: Any manufacturer

Type: Array of strings

Valid Values: intel | amd | amazon-web-services


Required: No

**ExcludedInstanceTypes** (request), **excludedInstanceTypeSet** (response)

The instance types to exclude.

You can use strings with one or more wild cards, represented by an asterisk (\*), to exclude an instance type, size, or generation. The following are examples: m5.8xlarge, c5\*.\*, m5a.\*, r\*, \*3\*.

For example, if you specify c5\*, Amazon EC2 will exclude the entire C5 instance family, which includes all C5a and C5n instance types. If you specify m5a.\*, Amazon EC2 will exclude all the M5a instance types, but not the M5n instance types.

 **Note**

If you specify ExcludedInstanceTypes, you can't specify AllowedInstanceTypes.

Default: No excluded instance types

Type: Array of strings

Array Members: Minimum number of 0 items. Maximum number of 400 items.

Length Constraints: Minimum length of 1. Maximum length of 30.

Pattern: [a-zA-Z0-9\.\\*\-]+

Required: No

**InstanceGenerations** (request), **instanceGenerationSet** (response)

Indicates whether current or previous generation instance types are included. The current generation instance types are recommended for use. Current generation instance types are typically the latest two to three generations in each instance family. For more information, see [Instance types](#) in the *Amazon EC2 User Guide*.

For current generation instance types, specify `current`.

For previous generation instance types, specify `previous`.

Default: Current and previous generation instance types

Type: Array of strings

Valid Values: `current` | `previous`

Required: No

### **LocalStorage** (request), **localStorage** (response)

Indicates whether instance types with instance store volumes are included, excluded, or required. For more information, [Amazon EC2 instance store](#) in the *Amazon EC2 User Guide*.

- To include instance types with instance store volumes, specify `included`.
- To require only instance types with instance store volumes, specify `required`.
- To exclude instance types with instance store volumes, specify `excluded`.

Default: `included`

Type: String

Valid Values: `included` | `required` | `excluded`

Required: No

### **LocalStorageTypes** (request), **localStorageTypeSet** (response)

The type of local storage that is required.

- For instance types with hard disk drive (HDD) storage, specify `hdd`.
- For instance types with solid state drive (SSD) storage, specify `ssd`.

Default: `hdd` and `ssd`

Type: Array of strings

Valid Values: `hdd` | `ssd`

Required: No

**MaxSpotPriceAsPercentageOfOptimalOnDemandPrice** (request),  
**maxSpotPriceAsPercentageOfOptimalOnDemandPrice** (response)

[Price protection] The price protection threshold for Spot Instances, as a percentage of an identified On-Demand price. The identified On-Demand price is the price of the lowest priced current generation C, M, or R instance type with your specified attributes. If no current generation C, M, or R instance type matches your attributes, then the identified price is from the lowest priced current generation instance types, and failing that, from the lowest priced previous generation instance types that match your attributes. When Amazon EC2 selects instance types with your attributes, it will exclude instance types whose price exceeds your specified threshold.

The parameter accepts an integer, which Amazon EC2 interprets as a percentage.

If you set `TargetCapacityUnitType` to `vcpu` or `memory-mib`, the price protection threshold is based on the per vCPU or per memory price instead of the per instance price.

**Note**

Only one of `SpotMaxPricePercentageOverLowestPrice` or `MaxSpotPriceAsPercentageOfOptimalOnDemandPrice` can be specified. If you don't specify either, Amazon EC2 will automatically apply optimal price protection to consistently select from a wide range of instance types. To indicate no price protection threshold for Spot Instances, meaning you want to consider all instance types that match your attributes, include one of these parameters and specify a high value, such as 999999.

Type: Integer

Required: No

**MemoryGiBPerVCpu** (request), **memoryGiBPerVCpu** (response)

The minimum and maximum amount of memory per vCPU, in GiB.

Default: No minimum or maximum limits

Type: [MemoryGiBPerVCpu](#) object

Required: No

**MemoryMiB** (request), **memoryMiB** (response)

The minimum and maximum amount of memory, in MiB.

Type: [MemoryMiB](#) object

Required: No

**NetworkBandwidthGbps** (request), **networkBandwidthGbps** (response)

The minimum and maximum amount of network bandwidth, in gigabits per second (Gbps).

Default: No minimum or maximum limits

Type: [NetworkBandwidthGbps](#) object

Required: No

**NetworkInterfaceCount** (request), **networkInterfaceCount** (response)

The minimum and maximum number of network interfaces.

Default: No minimum or maximum limits

Type: [NetworkInterfaceCount](#) object

Required: No

**OnDemandMaxPricePercentageOverLowestPrice** (request),  
**onDemandMaxPricePercentageOverLowestPrice** (response)

[Price protection] The price protection threshold for On-Demand Instances, as a percentage higher than an identified On-Demand price. The identified On-Demand price is the price of the lowest priced current generation C, M, or R instance type with your specified attributes. When Amazon EC2 selects instance types with your attributes, it will exclude instance types whose price exceeds your specified threshold.

The parameter accepts an integer, which Amazon EC2 interprets as a percentage.

To turn off price protection, specify a high value, such as 999999.

This parameter is not supported for [GetSpotPlacementScores](#) and [GetInstanceTypesFromInstanceRequirements](#).

**Note**

If you set `TargetCapacityUnitType` to `vcpu` or `memory-mib`, the price protection threshold is applied based on the per-vCPU or per-memory price instead of the per-instance price.

Default: 20

Type: Integer

Required: No

**RequireHibernateSupport** (request), **requireHibernateSupport** (response)

Indicates whether instance types must support hibernation for On-Demand Instances.

This parameter is not supported for [GetSpotPlacementScores](#).

Default: false

Type: Boolean

Required: No

**SpotMaxPricePercentageOverLowestPrice** (request), **spotMaxPricePercentageOverLowestPrice** (response)

[Price protection] The price protection threshold for Spot Instances, as a percentage higher than an identified Spot price. The identified Spot price is the Spot price of the lowest priced current generation C, M, or R instance type with your specified attributes. If no current generation C, M, or R instance type matches your attributes, then the identified Spot price is from the lowest priced current generation instance types, and failing that, from the lowest priced previous generation instance types that match your attributes. When Amazon EC2 selects instance types with your attributes, it will exclude instance types whose Spot price exceeds your specified threshold.

The parameter accepts an integer, which Amazon EC2 interprets as a percentage.

If you set `TargetCapacityUnitType` to `vcpu` or `memory-mib`, the price protection threshold is applied based on the per-vCPU or per-memory price instead of the per-instance price.

This parameter is not supported for [GetSpotPlacementScores](#) and [GetInstanceTypesFromInstanceRequirements](#).

**Note**

Only one of `SpotMaxPricePercentageOverLowestPrice` or `MaxSpotPriceAsPercentageOfOptimalOnDemandPrice` can be specified. If you don't specify either, Amazon EC2 will automatically apply optimal price protection to consistently select from a wide range of instance types. To indicate no price protection threshold for Spot Instances, meaning you want to consider all instance types that match your attributes, include one of these parameters and specify a high value, such as 999999.

Default: 100

Type: Integer

Required: No

**TotalLocalStorageGB** (request), **totalLocalStorageGB** (response)

The minimum and maximum amount of total local storage, in GB.

Default: No minimum or maximum limits

Type: [TotalLocalStorageGB](#) object

Required: No

**VCpuCount** (request), **vCpuCount** (response)

The minimum and maximum number of vCPUs.

Type: [VCpuCountRange](#) object

Required: No

## See Also

For more information about using this API in one of the language-specific AWS SDKs, see the following:

- [AWS SDK for C++](#)
- [AWS SDK for Java V2](#)
- [AWS SDK for Ruby V3](#)



# InstanceRequirementsRequest

The attributes for the instance types. When you specify instance attributes, Amazon EC2 will identify instance types with these attributes.

You must specify `VCpuCount` and `MemoryMiB`. All other attributes are optional. Any unspecified optional attribute is set to its default.

When you specify multiple attributes, you get instance types that satisfy all of the specified attributes. If you specify multiple values for an attribute, you get instance types that satisfy any of the specified values.

To limit the list of instance types from which Amazon EC2 can identify matching instance types, you can use one of the following parameters, but not both in the same request:

- `AllowedInstanceTypes` - The instance types to include in the list. All other instance types are ignored, even if they match your specified attributes.
- `ExcludedInstanceTypes` - The instance types to exclude from the list, even if they match your specified attributes.

## Note

If you specify `InstanceRequirements`, you can't specify `InstanceType`. Attribute-based instance type selection is only supported when using Auto Scaling groups, EC2 Fleet, and Spot Fleet to launch instances. If you plan to use the launch template in the [launch instance wizard](#), or with the [RunInstances](#) API or [AWS::EC2::Instance](#) AWS CloudFormation resource, you can't specify `InstanceRequirements`.

For more information, see [Attribute-based instance type selection for EC2 Fleet](#), [Attribute-based instance type selection for Spot Fleet](#), and [Spot placement score](#) in the *Amazon EC2 User Guide*.

## Contents

### MemoryMiB

The minimum and maximum amount of memory, in MiB.

Type: [MemoryMiBRequest](#) object

Required: Yes

### **VCpuCount**

The minimum and maximum number of vCPUs.

Type: [VCpuCountRangeRequest](#) object

Required: Yes

### **AcceleratorCount**

The minimum and maximum number of accelerators (GPUs, FPGAs, or AWS Inferentia chips) on an instance.

To exclude accelerator-enabled instance types, set Max to 0.

Default: No minimum or maximum limits

Type: [AcceleratorCountRequest](#) object

Required: No

### **AcceleratorManufacturers**

Indicates whether instance types must have accelerators by specific manufacturers.

- For instance types with AWS devices, specify `amazon-web-services`.
- For instance types with AMD devices, specify `amd`.
- For instance types with Habana devices, specify `habana`.
- For instance types with NVIDIA devices, specify `nvidia`.
- For instance types with Xilinx devices, specify `xilinx`.

Default: Any manufacturer

Type: Array of strings

Valid Values: `amazon-web-services` | `amd` | `nvidia` | `xilinx` | `habana`

Required: No

### **AcceleratorNames**

The accelerators that must be on the instance type.

- For instance types with NVIDIA A10G GPUs, specify `a10g`.
- For instance types with NVIDIA A100 GPUs, specify `a100`.
- For instance types with NVIDIA H100 GPUs, specify `h100`.
- For instance types with AWS Inferentia chips, specify `inferentia`.
- For instance types with NVIDIA GRID K520 GPUs, specify `k520`.
- For instance types with NVIDIA K80 GPUs, specify `k80`.
- For instance types with NVIDIA M60 GPUs, specify `m60`.
- For instance types with AMD Radeon Pro V520 GPUs, specify `radeon-pro-v520`.
- For instance types with NVIDIA T4 GPUs, specify `t4`.
- For instance types with NVIDIA T4G GPUs, specify `t4g`.
- For instance types with Xilinx VU9P FPGAs, specify `vu9p`.
- For instance types with NVIDIA V100 GPUs, specify `v100`.

Default: Any accelerator

Type: Array of strings

Valid Values: `a100` | `inferentia` | `k520` | `k80` | `m60` | `radeon-pro-v520` | `t4` | `vu9p` | `v100` | `a10g` | `h100` | `t4g`

Required: No

### **AcceleratorTotalMemoryMiB**

The minimum and maximum amount of total accelerator memory, in MiB.

Default: No minimum or maximum limits

Type: [AcceleratorTotalMemoryMiBRequest](#) object

Required: No

### **AcceleratorTypes**

The accelerator types that must be on the instance type.

- To include instance types with GPU hardware, specify `gpu`.
- To include instance types with FPGA hardware, specify `fpga`.
- To include instance types with inference hardware, specify `inference`.

Default: Any accelerator type

Type: Array of strings

Valid Values: `gpu` | `fpga` | `inference`

Required: No

### AllowedInstanceTypes

The instance types to apply your specified attributes against. All other instance types are ignored, even if they match your specified attributes.

You can use strings with one or more wild cards, represented by an asterisk (\*), to allow an instance type, size, or generation. The following are examples: `m5.8xlarge`, `c5*.*`, `m5a.*`, `r*`, `*3*`.

For example, if you specify `c5*`, Amazon EC2 will allow the entire C5 instance family, which includes all C5a and C5n instance types. If you specify `m5a.*`, Amazon EC2 will allow all the M5a instance types, but not the M5n instance types.

#### Note

If you specify `AllowedInstanceTypes`, you can't specify `ExcludedInstanceTypes`.

Default: All instance types

Type: Array of strings

Array Members: Minimum number of 0 items. Maximum number of 400 items.

Length Constraints: Minimum length of 1. Maximum length of 30.

Pattern: `[a-zA-Z0-9\.\*\-]+`

Required: No

### BareMetal

Indicates whether bare metal instance types must be included, excluded, or required.

- To include bare metal instance types, specify `included`.

- To require only bare metal instance types, specify `required`.
- To exclude bare metal instance types, specify `excluded`.

Default: `excluded`

Type: String

Valid Values: `included` | `required` | `excluded`

Required: No

### **BaselineEbsBandwidthMbps**

The minimum and maximum baseline bandwidth to Amazon EBS, in Mbps. For more information, see [Amazon EBS–optimized instances](#) in the *Amazon EC2 User Guide*.

Default: No minimum or maximum limits

Type: [BaselineEbsBandwidthMbpsRequest](#) object

Required: No

### **BurstablePerformance**

Indicates whether burstable performance T instance types are included, excluded, or required. For more information, see [Burstable performance instances](#).

- To include burstable performance instance types, specify `included`.
- To require only burstable performance instance types, specify `required`.
- To exclude burstable performance instance types, specify `excluded`.

Default: `excluded`

Type: String

Valid Values: `included` | `required` | `excluded`

Required: No

### **CpuManufacturers**

The CPU manufacturers to include.

- For instance types with Intel CPUs, specify `intel`.
- For instance types with AMD CPUs, specify `amd`.

- For instance types with AWS CPUs, specify `amazon-web-services`.

**Note**

Don't confuse the CPU manufacturer with the CPU architecture. Instances will be launched with a compatible CPU architecture based on the Amazon Machine Image (AMI) that you specify in your launch template.

Default: Any manufacturer

Type: Array of strings

Valid Values: `intel` | `amd` | `amazon-web-services`

Required: No

**ExcludedInstanceTypes**

The instance types to exclude.

You can use strings with one or more wild cards, represented by an asterisk (\*), to exclude an instance family, type, size, or generation. The following are examples: `m5.8xlarge`, `c5*.*`, `m5a.*`, `r*`, `*3*`.

For example, if you specify `c5*`, Amazon EC2 will exclude the entire C5 instance family, which includes all C5a and C5n instance types. If you specify `m5a.*`, Amazon EC2 will exclude all the M5a instance types, but not the M5n instance types.

**Note**

If you specify `ExcludedInstanceTypes`, you can't specify `AllowedInstanceTypes`.

Default: No excluded instance types

Type: Array of strings

Array Members: Minimum number of 0 items. Maximum number of 400 items.

Length Constraints: Minimum length of 1. Maximum length of 30.

Pattern: `[a-zA-Z0-9\.\*\-]+`

Required: No

### InstanceGenerations

Indicates whether current or previous generation instance types are included. The current generation instance types are recommended for use. Current generation instance types are typically the latest two to three generations in each instance family. For more information, see [Instance types](#) in the *Amazon EC2 User Guide*.

For current generation instance types, specify `current`.

For previous generation instance types, specify `previous`.

Default: Current and previous generation instance types

Type: Array of strings

Valid Values: `current` | `previous`

Required: No

### LocalStorage

Indicates whether instance types with instance store volumes are included, excluded, or required. For more information, [Amazon EC2 instance store](#) in the *Amazon EC2 User Guide*.

- To include instance types with instance store volumes, specify `included`.
- To require only instance types with instance store volumes, specify `required`.
- To exclude instance types with instance store volumes, specify `excluded`.

Default: `included`

Type: String

Valid Values: `included` | `required` | `excluded`

Required: No

### LocalStorageTypes

The type of local storage that is required.

- For instance types with hard disk drive (HDD) storage, specify `hdd`.

- For instance types with solid state drive (SSD) storage, specify `ssd`.

Default: `hdd` and `ssd`

Type: Array of strings

Valid Values: `hdd` | `ssd`

Required: No

### **MaxSpotPriceAsPercentageOfOptimalOnDemandPrice**

[Price protection] The price protection threshold for Spot Instances, as a percentage of an identified On-Demand price. The identified On-Demand price is the price of the lowest priced current generation C, M, or R instance type with your specified attributes. If no current generation C, M, or R instance type matches your attributes, then the identified price is from the lowest priced current generation instance types, and failing that, from the lowest priced previous generation instance types that match your attributes. When Amazon EC2 selects instance types with your attributes, it will exclude instance types whose price exceeds your specified threshold.

The parameter accepts an integer, which Amazon EC2 interprets as a percentage.

If you set `TargetCapacityUnitType` to `vcpu` or `memory-mib`, the price protection threshold is based on the per vCPU or per memory price instead of the per instance price.

#### **Note**

Only one of `SpotMaxPricePercentageOverLowestPrice` or `MaxSpotPriceAsPercentageOfOptimalOnDemandPrice` can be specified. If you don't specify either, Amazon EC2 will automatically apply optimal price protection to consistently select from a wide range of instance types. To indicate no price protection threshold for Spot Instances, meaning you want to consider all instance types that match your attributes, include one of these parameters and specify a high value, such as `999999`.

Type: Integer

Required: No



## MemoryGiBPerVCpu

The minimum and maximum amount of memory per vCPU, in GiB.

Default: No minimum or maximum limits

Type: [MemoryGiBPerVCpuRequest](#) object

Required: No

## NetworkBandwidthGbps

The minimum and maximum amount of baseline network bandwidth, in gigabits per second (Gbps). For more information, see [Amazon EC2 instance network bandwidth](#) in the *Amazon EC2 User Guide*.

Default: No minimum or maximum limits

Type: [NetworkBandwidthGbpsRequest](#) object

Required: No

## NetworkInterfaceCount

The minimum and maximum number of network interfaces.

Default: No minimum or maximum limits

Type: [NetworkInterfaceCountRequest](#) object

Required: No

## OnDemandMaxPricePercentageOverLowestPrice

[Price protection] The price protection threshold for On-Demand Instances, as a percentage higher than an identified On-Demand price. The identified On-Demand price is the price of the lowest priced current generation C, M, or R instance type with your specified attributes. When Amazon EC2 selects instance types with your attributes, it will exclude instance types whose price exceeds your specified threshold.

The parameter accepts an integer, which Amazon EC2 interprets as a percentage.

To indicate no price protection threshold, specify a high value, such as 999999.

This parameter is not supported for [GetSpotPlacementScores](#) and [GetInstanceTypesFromInstanceRequirements](#).

**Note**

If you set `TargetCapacityUnitType` to `vcpu` or `memory-mib`, the price protection threshold is applied based on the per-vCPU or per-memory price instead of the per-instance price.

Default: 20

Type: Integer

Required: No

### **RequireHibernateSupport**

Indicates whether instance types must support hibernation for On-Demand Instances.

This parameter is not supported for [GetSpotPlacementScores](#).

Default: false

Type: Boolean

Required: No

### **SpotMaxPricePercentageOverLowestPrice**

[Price protection] The price protection threshold for Spot Instances, as a percentage higher than an identified Spot price. The identified Spot price is the Spot price of the lowest priced current generation C, M, or R instance type with your specified attributes. If no current generation C, M, or R instance type matches your attributes, then the identified Spot price is from the lowest priced current generation instance types, and failing that, from the lowest priced previous generation instance types that match your attributes. When Amazon EC2 selects instance types with your attributes, it will exclude instance types whose Spot price exceeds your specified threshold.

The parameter accepts an integer, which Amazon EC2 interprets as a percentage.

If you set `TargetCapacityUnitType` to `vcpu` or `memory-mib`, the price protection threshold is applied based on the per-vCPU or per-memory price instead of the per-instance price.

This parameter is not supported for [GetSpotPlacementScores](#) and [GetInstanceTypesFromInstanceRequirements](#).

**Note**

Only one of `SpotMaxPricePercentageOverLowestPrice` or `MaxSpotPriceAsPercentageOfOptimalOnDemandPrice` can be specified. If you don't specify either, Amazon EC2 will automatically apply optimal price protection to consistently select from a wide range of instance types. To indicate no price protection threshold for Spot Instances, meaning you want to consider all instance types that match your attributes, include one of these parameters and specify a high value, such as 999999.

Default: 100

Type: Integer

Required: No

### **TotalLocalStorageGB**

The minimum and maximum amount of total local storage, in GB.

Default: No minimum or maximum limits

Type: [TotalLocalStorageGBRequest](#) object

Required: No

## **See Also**

For more information about using this API in one of the language-specific AWS SDKs, see the following:

- [AWS SDK for C++](#)
- [AWS SDK for Java V2](#)
- [AWS SDK for Ruby V3](#)

# InstanceRequirementsWithMetadataRequest

The architecture type, virtualization type, and other attributes for the instance types. When you specify instance attributes, Amazon EC2 will identify instance types with those attributes.

If you specify `InstanceRequirementsWithMetadataRequest`, you can't specify `InstanceTypes`.

## Contents

### ArchitectureTypes

The architecture type.

Type: Array of strings

Array Members: Minimum number of 0 items. Maximum number of 3 items.

Valid Values: `i386` | `x86_64` | `arm64` | `x86_64_mac` | `arm64_mac`

Required: No

### InstanceRequirements

The attributes for the instance types. When you specify instance attributes, Amazon EC2 will identify instance types with those attributes.

Type: [InstanceRequirementsRequest](#) object

Required: No

### VirtualizationTypes

The virtualization type.

Type: Array of strings

Array Members: Minimum number of 0 items. Maximum number of 2 items.

Valid Values: `hvm` | `paravirtual`

Required: No

## See Also

For more information about using this API in one of the language-specific AWS SDKs, see the following:

- [AWS SDK for C++](#)
- [AWS SDK for Java V2](#)
- [AWS SDK for Ruby V3](#)

# InstanceSpecification

The instance details to specify which volumes should be snapshotted.

## Contents

### InstanceId

The instance to specify which volumes should be snapshotted.

Type: String

Required: Yes

### ExcludeBootVolume

Excludes the root volume from being snapshotted.

Type: Boolean

Required: No

### ExcludeDataVolumeIds

The IDs of the data (non-root) volumes to exclude from the multi-volume snapshot set. If you specify the ID of the root volume, the request fails. To exclude the root volume, use **ExcludeBootVolume**.

You can specify up to 40 volume IDs per request.

Type: Array of strings

Required: No

## See Also

For more information about using this API in one of the language-specific AWS SDKs, see the following:

- [AWS SDK for C++](#)
- [AWS SDK for Java V2](#)
- [AWS SDK for Ruby V3](#)



# InstanceState

Describes the current state of an instance.

## Contents

### code

The state of the instance as a 16-bit unsigned integer.

The high byte is all of the bits between  $2^8$  and  $(2^{16})-1$ , which equals decimal values between 256 and 65,535. These numerical values are used for internal purposes and should be ignored.

The low byte is all of the bits between  $2^0$  and  $(2^8)-1$ , which equals decimal values between 0 and 255.

The valid values for instance-state-code will all be in the range of the low byte and they are:

- 0: pending
- 16: running
- 32: shutting-down
- 48: terminated
- 64: stopping
- 80: stopped

You can ignore the high byte value by zeroing out all of the bits above  $2^8$  or 256 in decimal.

Type: Integer

Required: No

### name

The current state of the instance.

Type: String

Valid Values: pending | running | shutting-down | terminated | stopping | stopped

Required: No



## See Also

For more information about using this API in one of the language-specific AWS SDKs, see the following:

- [AWS SDK for C++](#)
- [AWS SDK for Java V2](#)
- [AWS SDK for Ruby V3](#)

# InstanceStateChange

Describes an instance state change.

## Contents

### currentState

The current state of the instance.

Type: [InstanceState](#) object

Required: No

### instanceId

The ID of the instance.

Type: String

Required: No

### previousState

The previous state of the instance.

Type: [InstanceState](#) object

Required: No

## See Also

For more information about using this API in one of the language-specific AWS SDKs, see the following:

- [AWS SDK for C++](#)
- [AWS SDK for Java V2](#)
- [AWS SDK for Ruby V3](#)

# InstanceStatus

Describes the status of an instance.

## Contents

### attachedEbsStatus

Reports impaired functionality that stems from an attached Amazon EBS volume that is unreachable and unable to complete I/O operations.

Type: [EbsStatusSummary](#) object

Required: No

### availabilityZone

The Availability Zone of the instance.

Type: String

Required: No

### eventsSet

Any scheduled events associated with the instance.

Type: Array of [InstanceStatusEvent](#) objects

Required: No

### instanceId

The ID of the instance.

Type: String

Required: No

### instanceState

The intended state of the instance. [DescribeInstanceStatus](#) requires that an instance be in the running state.

Type: [InstanceState](#) object

Required: No

### **instanceStatus**

Reports impaired functionality that stems from issues internal to the instance, such as impaired reachability.

Type: [InstanceStatusSummary](#) object

Required: No

### **outpostArn**

The Amazon Resource Name (ARN) of the Outpost.

Type: String

Required: No

### **systemStatus**

Reports impaired functionality that stems from issues related to the systems that support an instance, such as hardware failures and network connectivity problems.

Type: [InstanceStatusSummary](#) object

Required: No

## **See Also**

For more information about using this API in one of the language-specific AWS SDKs, see the following:

- [AWS SDK for C++](#)
- [AWS SDK for Java V2](#)
- [AWS SDK for Ruby V3](#)

# InstanceStatusDetails

Describes the instance status.

## Contents

### **impairedSince**

The time when a status check failed. For an instance that was launched and impaired, this is the time when the instance was launched.

Type: Timestamp

Required: No

### **name**

The type of instance status.

Type: String

Valid Values: `reachability`

Required: No

### **status**

The status.

Type: String

Valid Values: `passed` | `failed` | `insufficient-data` | `initializing`

Required: No

## See Also

For more information about using this API in one of the language-specific AWS SDKs, see the following:

- [AWS SDK for C++](#)
- [AWS SDK for Java V2](#)

- [AWS SDK for Ruby V3](#)

# InstanceStatusEvent

Describes a scheduled event for an instance.

## Contents

### code

The event code.

Type: String

Valid Values: `instance-reboot` | `system-reboot` | `system-maintenance` | `instance-retirement` | `instance-stop`

Required: No

### description

A description of the event.

After a scheduled event is completed, it can still be described for up to a week. If the event has been completed, this description starts with the following text: `[Completed]`.

Type: String

Required: No

### instanceEventId

The ID of the event.

Type: String

Required: No

### notAfter

The latest scheduled end time for the event.

Type: Timestamp

Required: No

**notBefore**

The earliest scheduled start time for the event.

Type: Timestamp

Required: No

**notBeforeDeadline**

The deadline for starting the event.

Type: Timestamp

Required: No

**See Also**

For more information about using this API in one of the language-specific AWS SDKs, see the following:

- [AWS SDK for C++](#)
- [AWS SDK for Java V2](#)
- [AWS SDK for Ruby V3](#)



# InstanceStatusSummary

Describes the status of an instance.

## Contents

### details

The system instance health or application instance health.

Type: Array of [InstanceStatusDetails](#) objects

Required: No

### status

The status.

Type: String

Valid Values: ok | impaired | insufficient-data | not-applicable | initializing

Required: No

## See Also

For more information about using this API in one of the language-specific AWS SDKs, see the following:

- [AWS SDK for C++](#)
- [AWS SDK for Java V2](#)
- [AWS SDK for Ruby V3](#)

# InstanceStorageInfo

Describes the instance store features that are supported by the instance type.

## Contents

### disks

Describes the disks that are available for the instance type.

Type: Array of [DiskInfo](#) objects

Required: No

### encryptionSupport

Indicates whether data is encrypted at rest.

Type: String

Valid Values: `unsupported` | `required`

Required: No

### nvmeSupport

Indicates whether non-volatile memory express (NVMe) is supported.

Type: String

Valid Values: `unsupported` | `supported` | `required`

Required: No

### totalSizeInGB

The total size of the disks, in GB.

Type: Long

Required: No

## See Also

For more information about using this API in one of the language-specific AWS SDKs, see the following:

- [AWS SDK for C++](#)
- [AWS SDK for Java V2](#)
- [AWS SDK for Ruby V3](#)

# InstanceTagNotificationAttribute

Describes the registered tag keys for the current Region.

## Contents

### **includeAllTagsOfInstance**

Indicates whether all tag keys in the current Region are registered to appear in scheduled event notifications. `true` indicates that all tag keys in the current Region are registered.

Type: Boolean

Required: No

### **instanceTagKeySet**

The registered tag keys.

Type: Array of strings

Required: No

## See Also

For more information about using this API in one of the language-specific AWS SDKs, see the following:

- [AWS SDK for C++](#)
- [AWS SDK for Java V2](#)
- [AWS SDK for Ruby V3](#)

# InstanceTopology

Information about the instance topology.

## Contents

### **availabilityZone**

The name of the Availability Zone or Local Zone that the instance is in.

Type: String

Required: No

### **groupName**

The name of the placement group that the instance is in.

Type: String

Required: No

### **instanceId**

The instance ID.

Type: String

Required: No

### **instanceType**

The instance type.

Type: String

Required: No

### **networkNodeSet**

The network nodes. The nodes are hashed based on your account. Instances from different accounts running under the same server will return a different hashed list of strings.

Type: Array of strings

Required: No

## zoneld

The ID of the Availability Zone or Local Zone that the instance is in.

Type: String

Required: No

## See Also

For more information about using this API in one of the language-specific AWS SDKs, see the following:

- [AWS SDK for C++](#)
- [AWS SDK for Java V2](#)
- [AWS SDK for Ruby V3](#)

# InstanceTypeInfo

Describes the instance type.

## Contents

### **autoRecoverySupported**

Indicates whether Amazon CloudWatch action based recovery is supported.

Type: Boolean

Required: No

### **bareMetal**

Indicates whether the instance is a bare metal instance type.

Type: Boolean

Required: No

### **burstablePerformanceSupported**

Indicates whether the instance type is a burstable performance T instance type. For more information, see [Burstable performance instances](#).

Type: Boolean

Required: No

### **currentGeneration**

Indicates whether the instance type is current generation.

Type: Boolean

Required: No

### **dedicatedHostsSupported**

Indicates whether Dedicated Hosts are supported on the instance type.

Type: Boolean

Required: No

**ebsInfo**

Describes the Amazon EBS settings for the instance type.

Type: [EbsInfo](#) object

Required: No

**fpgaInfo**

Describes the FPGA accelerator settings for the instance type.

Type: [FpgaInfo](#) object

Required: No

**freeTierEligible**

Indicates whether the instance type is eligible for the free tier.

Type: Boolean

Required: No

**gpuInfo**

Describes the GPU accelerator settings for the instance type.

Type: [GpuInfo](#) object

Required: No

**hibernationSupported**

Indicates whether On-Demand hibernation is supported.

Type: Boolean

Required: No

**hypervisor**

The hypervisor for the instance type.

Type: String

Valid Values: `nitro` | `xen`

Required: No



## **inferenceAcceleratorInfo**

Describes the Inference accelerator settings for the instance type.

Type: [InferenceAcceleratorInfo](#) object

Required: No

## **instanceStorageInfo**

Describes the instance storage for the instance type.

Type: [InstanceStorageInfo](#) object

Required: No

## **instanceStorageSupported**

Indicates whether instance storage is supported.

Type: Boolean

Required: No

## **instanceType**

The instance type. For more information, see [Instance types](#) in the *Amazon EC2 User Guide*.

Type: String

Valid Values: a1.medium | a1.large | a1.xlarge | a1.2xlarge | a1.4xlarge | a1.metal | c1.medium | c1.xlarge | c3.large | c3.xlarge | c3.2xlarge | c3.4xlarge | c3.8xlarge | c4.large | c4.xlarge | c4.2xlarge | c4.4xlarge | c4.8xlarge | c5.large | c5.xlarge | c5.2xlarge | c5.4xlarge | c5.9xlarge | c5.12xlarge | c5.18xlarge | c5.24xlarge | c5.metal | c5a.large | c5a.xlarge | c5a.2xlarge | c5a.4xlarge | c5a.8xlarge | c5a.12xlarge | c5a.16xlarge | c5a.24xlarge | c5ad.large | c5ad.xlarge | c5ad.2xlarge | c5ad.4xlarge | c5ad.8xlarge | c5ad.12xlarge | c5ad.16xlarge | c5ad.24xlarge | c5d.large | c5d.xlarge | c5d.2xlarge | c5d.4xlarge | c5d.9xlarge | c5d.12xlarge | c5d.18xlarge | c5d.24xlarge | c5d.metal | c5n.large | c5n.xlarge | c5n.2xlarge | c5n.4xlarge | c5n.9xlarge | c5n.18xlarge | c5n.metal | c6g.medium | c6g.large | c6g.xlarge | c6g.2xlarge | c6g.4xlarge | c6g.8xlarge | c6g.12xlarge | c6g.16xlarge | c6g.metal | c6gd.medium | c6gd.large | c6gd.xlarge

| c6gd.2xlarge | c6gd.4xlarge | c6gd.8xlarge | c6gd.12xlarge |  
c6gd.16xlarge | c6gd.metal | c6gn.medium | c6gn.large | c6gn.xlarge  
| c6gn.2xlarge | c6gn.4xlarge | c6gn.8xlarge | c6gn.12xlarge |  
c6gn.16xlarge | c6i.large | c6i.xlarge | c6i.2xlarge | c6i.4xlarge |  
c6i.8xlarge | c6i.12xlarge | c6i.16xlarge | c6i.24xlarge | c6i.32xlarge  
| c6i.metal | cc1.4xlarge | cc2.8xlarge | cg1.4xlarge | cr1.8xlarge  
| d2.xlarge | d2.2xlarge | d2.4xlarge | d2.8xlarge | d3.xlarge |  
d3.2xlarge | d3.4xlarge | d3.8xlarge | d3en.xlarge | d3en.2xlarge  
| d3en.4xlarge | d3en.6xlarge | d3en.8xlarge | d3en.12xlarge |  
dl1.24xlarge | f1.2xlarge | f1.4xlarge | f1.16xlarge | g2.2xlarge  
| g2.8xlarge | g3.4xlarge | g3.8xlarge | g3.16xlarge | g3s.xlarge |  
g4ad.xlarge | g4ad.2xlarge | g4ad.4xlarge | g4ad.8xlarge | g4ad.16xlarge  
| g4dn.xlarge | g4dn.2xlarge | g4dn.4xlarge | g4dn.8xlarge |  
g4dn.12xlarge | g4dn.16xlarge | g4dn.metal | g5.xlarge | g5.2xlarge  
| g5.4xlarge | g5.8xlarge | g5.12xlarge | g5.16xlarge | g5.24xlarge |  
g5.48xlarge | g5g.xlarge | g5g.2xlarge | g5g.4xlarge | g5g.8xlarge |  
g5g.16xlarge | g5g.metal | hi1.4xlarge | hpc6a.48xlarge | hs1.8xlarge  
| h1.2xlarge | h1.4xlarge | h1.8xlarge | h1.16xlarge | i2.xlarge  
| i2.2xlarge | i2.4xlarge | i2.8xlarge | i3.large | i3.xlarge |  
i3.2xlarge | i3.4xlarge | i3.8xlarge | i3.16xlarge | i3.metal |  
i3en.large | i3en.xlarge | i3en.2xlarge | i3en.3xlarge | i3en.6xlarge |  
i3en.12xlarge | i3en.24xlarge | i3en.metal | im4gn.large | im4gn.xlarge  
| im4gn.2xlarge | im4gn.4xlarge | im4gn.8xlarge | im4gn.16xlarge  
| inf1.xlarge | inf1.2xlarge | inf1.6xlarge | inf1.24xlarge |  
is4gen.medium | is4gen.large | is4gen.xlarge | is4gen.2xlarge |  
is4gen.4xlarge | is4gen.8xlarge | m1.small | m1.medium | m1.large  
| m1.xlarge | m2.xlarge | m2.2xlarge | m2.4xlarge | m3.medium |  
m3.large | m3.xlarge | m3.2xlarge | m4.large | m4.xlarge | m4.2xlarge  
| m4.4xlarge | m4.10xlarge | m4.16xlarge | m5.large | m5.xlarge |  
m5.2xlarge | m5.4xlarge | m5.8xlarge | m5.12xlarge | m5.16xlarge  
| m5.24xlarge | m5.metal | m5a.large | m5a.xlarge | m5a.2xlarge |  
m5a.4xlarge | m5a.8xlarge | m5a.12xlarge | m5a.16xlarge | m5a.24xlarge  
| m5ad.large | m5ad.xlarge | m5ad.2xlarge | m5ad.4xlarge | m5ad.8xlarge  
| m5ad.12xlarge | m5ad.16xlarge | m5ad.24xlarge | m5d.large | m5d.xlarge  
| m5d.2xlarge | m5d.4xlarge | m5d.8xlarge | m5d.12xlarge | m5d.16xlarge  
| m5d.24xlarge | m5d.metal | m5dn.large | m5dn.xlarge | m5dn.2xlarge

| m5dn.4xlarge | m5dn.8xlarge | m5dn.12xlarge | m5dn.16xlarge |  
m5dn.24xlarge | m5dn.metal | m5n.large | m5n.xlarge | m5n.2xlarge |  
m5n.4xlarge | m5n.8xlarge | m5n.12xlarge | m5n.16xlarge | m5n.24xlarge  
| m5n.metal | m5zn.large | m5zn.xlarge | m5zn.2xlarge | m5zn.3xlarge  
| m5zn.6xlarge | m5zn.12xlarge | m5zn.metal | m6a.large | m6a.xlarge |  
m6a.2xlarge | m6a.4xlarge | m6a.8xlarge | m6a.12xlarge | m6a.16xlarge  
| m6a.24xlarge | m6a.32xlarge | m6a.48xlarge | m6g.metal | m6g.medium  
| m6g.large | m6g.xlarge | m6g.2xlarge | m6g.4xlarge | m6g.8xlarge |  
m6g.12xlarge | m6g.16xlarge | m6gd.metal | m6gd.medium | m6gd.large |  
m6gd.xlarge | m6gd.2xlarge | m6gd.4xlarge | m6gd.8xlarge | m6gd.12xlarge  
| m6gd.16xlarge | m6i.large | m6i.xlarge | m6i.2xlarge | m6i.4xlarge |  
m6i.8xlarge | m6i.12xlarge | m6i.16xlarge | m6i.24xlarge | m6i.32xlarge  
| m6i.metal | mac1.metal | p2.xlarge | p2.8xlarge | p2.16xlarge |  
p3.2xlarge | p3.8xlarge | p3.16xlarge | p3dn.24xlarge | p4d.24xlarge |  
r3.large | r3.xlarge | r3.2xlarge | r3.4xlarge | r3.8xlarge | r4.large  
| r4.xlarge | r4.2xlarge | r4.4xlarge | r4.8xlarge | r4.16xlarge  
| r5.large | r5.xlarge | r5.2xlarge | r5.4xlarge | r5.8xlarge |  
r5.12xlarge | r5.16xlarge | r5.24xlarge | r5.metal | r5a.large |  
r5a.xlarge | r5a.2xlarge | r5a.4xlarge | r5a.8xlarge | r5a.12xlarge |  
r5a.16xlarge | r5a.24xlarge | r5ad.large | r5ad.xlarge | r5ad.2xlarge  
| r5ad.4xlarge | r5ad.8xlarge | r5ad.12xlarge | r5ad.16xlarge |  
r5ad.24xlarge | r5b.large | r5b.xlarge | r5b.2xlarge | r5b.4xlarge |  
r5b.8xlarge | r5b.12xlarge | r5b.16xlarge | r5b.24xlarge | r5b.metal  
| r5d.large | r5d.xlarge | r5d.2xlarge | r5d.4xlarge | r5d.8xlarge |  
r5d.12xlarge | r5d.16xlarge | r5d.24xlarge | r5d.metal | r5dn.large |  
r5dn.xlarge | r5dn.2xlarge | r5dn.4xlarge | r5dn.8xlarge | r5dn.12xlarge  
| r5dn.16xlarge | r5dn.24xlarge | r5dn.metal | r5n.large | r5n.xlarge  
| r5n.2xlarge | r5n.4xlarge | r5n.8xlarge | r5n.12xlarge | r5n.16xlarge  
| r5n.24xlarge | r5n.metal | r6g.medium | r6g.large | r6g.xlarge |  
r6g.2xlarge | r6g.4xlarge | r6g.8xlarge | r6g.12xlarge | r6g.16xlarge  
| r6g.metal | r6gd.medium | r6gd.large | r6gd.xlarge | r6gd.2xlarge  
| r6gd.4xlarge | r6gd.8xlarge | r6gd.12xlarge | r6gd.16xlarge |  
r6gd.metal | r6i.large | r6i.xlarge | r6i.2xlarge | r6i.4xlarge |  
r6i.8xlarge | r6i.12xlarge | r6i.16xlarge | r6i.24xlarge | r6i.32xlarge  
| r6i.metal | t1.micro | t2.nano | t2.micro | t2.small | t2.medium |  
t2.large | t2.xlarge | t2.2xlarge | t3.nano | t3.micro | t3.small |

t3.medium | t3.large | t3.xlarge | t3.2xlarge | t3a.nano | t3a.micro  
| t3a.small | t3a.medium | t3a.large | t3a.xlarge | t3a.2xlarge |  
t4g.nano | t4g.micro | t4g.small | t4g.medium | t4g.large | t4g.xlarge  
| t4g.2xlarge | u-6tb1.56xlarge | u-6tb1.112xlarge | u-9tb1.112xlarge  
| u-12tb1.112xlarge | u-6tb1.metal | u-9tb1.metal | u-12tb1.metal |  
u-18tb1.metal | u-24tb1.metal | vt1.3xlarge | vt1.6xlarge | vt1.24xlarge  
| x1.16xlarge | x1.32xlarge | x1e.xlarge | x1e.2xlarge | x1e.4xlarge  
| x1e.8xlarge | x1e.16xlarge | x1e.32xlarge | x2iezn.2xlarge |  
x2iezn.4xlarge | x2iezn.6xlarge | x2iezn.8xlarge | x2iezn.12xlarge |  
x2iezn.metal | x2gd.medium | x2gd.large | x2gd.xlarge | x2gd.2xlarge  
| x2gd.4xlarge | x2gd.8xlarge | x2gd.12xlarge | x2gd.16xlarge |  
x2gd.metal | z1d.large | z1d.xlarge | z1d.2xlarge | z1d.3xlarge |  
z1d.6xlarge | z1d.12xlarge | z1d.metal | x2idn.16xlarge | x2idn.24xlarge  
| x2idn.32xlarge | x2iedn.xlarge | x2iedn.2xlarge | x2iedn.4xlarge |  
x2iedn.8xlarge | x2iedn.16xlarge | x2iedn.24xlarge | x2iedn.32xlarge  
| c6a.large | c6a.xlarge | c6a.2xlarge | c6a.4xlarge | c6a.8xlarge |  
c6a.12xlarge | c6a.16xlarge | c6a.24xlarge | c6a.32xlarge | c6a.48xlarge  
| c6a.metal | m6a.metal | i4i.large | i4i.xlarge | i4i.2xlarge |  
i4i.4xlarge | i4i.8xlarge | i4i.16xlarge | i4i.32xlarge | i4i.metal  
| x2idn.metal | x2iedn.metal | c7g.medium | c7g.large | c7g.xlarge |  
c7g.2xlarge | c7g.4xlarge | c7g.8xlarge | c7g.12xlarge | c7g.16xlarge  
| mac2.metal | c6id.large | c6id.xlarge | c6id.2xlarge | c6id.4xlarge  
| c6id.8xlarge | c6id.12xlarge | c6id.16xlarge | c6id.24xlarge |  
c6id.32xlarge | c6id.metal | m6id.large | m6id.xlarge | m6id.2xlarge  
| m6id.4xlarge | m6id.8xlarge | m6id.12xlarge | m6id.16xlarge |  
m6id.24xlarge | m6id.32xlarge | m6id.metal | r6id.large | r6id.xlarge  
| r6id.2xlarge | r6id.4xlarge | r6id.8xlarge | r6id.12xlarge |  
r6id.16xlarge | r6id.24xlarge | r6id.32xlarge | r6id.metal | r6a.large  
| r6a.xlarge | r6a.2xlarge | r6a.4xlarge | r6a.8xlarge | r6a.12xlarge  
| r6a.16xlarge | r6a.24xlarge | r6a.32xlarge | r6a.48xlarge |  
r6a.metal | p4de.24xlarge | u-3tb1.56xlarge | u-18tb1.112xlarge |  
u-24tb1.112xlarge | trn1.2xlarge | trn1.32xlarge | hpc6id.32xlarge |  
c6in.large | c6in.xlarge | c6in.2xlarge | c6in.4xlarge | c6in.8xlarge  
| c6in.12xlarge | c6in.16xlarge | c6in.24xlarge | c6in.32xlarge |  
m6in.large | m6in.xlarge | m6in.2xlarge | m6in.4xlarge | m6in.8xlarge  
| m6in.12xlarge | m6in.16xlarge | m6in.24xlarge | m6in.32xlarge

| m6idn.large | m6idn.xlarge | m6idn.2xlarge | m6idn.4xlarge |  
m6idn.8xlarge | m6idn.12xlarge | m6idn.16xlarge | m6idn.24xlarge |  
m6idn.32xlarge | r6in.large | r6in.xlarge | r6in.2xlarge | r6in.4xlarge  
| r6in.8xlarge | r6in.12xlarge | r6in.16xlarge | r6in.24xlarge  
| r6in.32xlarge | r6idn.large | r6idn.xlarge | r6idn.2xlarge |  
r6idn.4xlarge | r6idn.8xlarge | r6idn.12xlarge | r6idn.16xlarge |  
r6idn.24xlarge | r6idn.32xlarge | c7g.metal | m7g.medium | m7g.large  
| m7g.xlarge | m7g.2xlarge | m7g.4xlarge | m7g.8xlarge | m7g.12xlarge  
| m7g.16xlarge | m7g.metal | r7g.medium | r7g.large | r7g.xlarge |  
r7g.2xlarge | r7g.4xlarge | r7g.8xlarge | r7g.12xlarge | r7g.16xlarge  
| r7g.metal | c6in.metal | m6in.metal | m6idn.metal | r6in.metal |  
r6idn.metal | inf2.xlarge | inf2.8xlarge | inf2.24xlarge | inf2.48xlarge  
| trn1n.32xlarge | i4g.large | i4g.xlarge | i4g.2xlarge | i4g.4xlarge  
| i4g.8xlarge | i4g.16xlarge | hpc7g.4xlarge | hpc7g.8xlarge |  
hpc7g.16xlarge | c7gn.medium | c7gn.large | c7gn.xlarge | c7gn.2xlarge  
| c7gn.4xlarge | c7gn.8xlarge | c7gn.12xlarge | c7gn.16xlarge |  
p5.48xlarge | m7i.large | m7i.xlarge | m7i.2xlarge | m7i.4xlarge |  
m7i.8xlarge | m7i.12xlarge | m7i.16xlarge | m7i.24xlarge | m7i.48xlarge  
| m7i-flex.large | m7i-flex.xlarge | m7i-flex.2xlarge | m7i-flex.4xlarge  
| m7i-flex.8xlarge | m7a.medium | m7a.large | m7a.xlarge | m7a.2xlarge |  
m7a.4xlarge | m7a.8xlarge | m7a.12xlarge | m7a.16xlarge | m7a.24xlarge  
| m7a.32xlarge | m7a.48xlarge | m7a.metal-48xl | hpc7a.12xlarge |  
hpc7a.24xlarge | hpc7a.48xlarge | hpc7a.96xlarge | c7gd.medium |  
c7gd.large | c7gd.xlarge | c7gd.2xlarge | c7gd.4xlarge | c7gd.8xlarge |  
c7gd.12xlarge | c7gd.16xlarge | m7gd.medium | m7gd.large | m7gd.xlarge  
| m7gd.2xlarge | m7gd.4xlarge | m7gd.8xlarge | m7gd.12xlarge |  
m7gd.16xlarge | r7gd.medium | r7gd.large | r7gd.xlarge | r7gd.2xlarge |  
r7gd.4xlarge | r7gd.8xlarge | r7gd.12xlarge | r7gd.16xlarge | r7a.medium  
| r7a.large | r7a.xlarge | r7a.2xlarge | r7a.4xlarge | r7a.8xlarge |  
r7a.12xlarge | r7a.16xlarge | r7a.24xlarge | r7a.32xlarge | r7a.48xlarge  
| c7i.large | c7i.xlarge | c7i.2xlarge | c7i.4xlarge | c7i.8xlarge  
| c7i.12xlarge | c7i.16xlarge | c7i.24xlarge | c7i.48xlarge | mac2-  
m2pro.metal | r7iz.large | r7iz.xlarge | r7iz.2xlarge | r7iz.4xlarge  
| r7iz.8xlarge | r7iz.12xlarge | r7iz.16xlarge | r7iz.32xlarge |  
c7a.medium | c7a.large | c7a.xlarge | c7a.2xlarge | c7a.4xlarge |  
c7a.8xlarge | c7a.12xlarge | c7a.16xlarge | c7a.24xlarge | c7a.32xlarge

| c7a.48xlarge | c7a.metal-48x1 | r7a.metal-48x1 | r7i.large | r7i.xlarge | r7i.2xlarge | r7i.4xlarge | r7i.8xlarge | r7i.12xlarge | r7i.16xlarge | r7i.24xlarge | r7i.48xlarge | dl2q.24xlarge | mac2-m2.metal | i4i.12xlarge | i4i.24xlarge | c7i.metal-24x1 | c7i.metal-48x1 | m7i.metal-24x1 | m7i.metal-48x1 | r7i.metal-24x1 | r7i.metal-48x1 | r7iz.metal-16x1 | r7iz.metal-32x1 | c7gd.metal | m7gd.metal | r7gd.metal | g6.xlarge | g6.2xlarge | g6.4xlarge | g6.8xlarge | g6.12xlarge | g6.16xlarge | g6.24xlarge | g6.48xlarge | gr6.4xlarge | gr6.8xlarge | c7i-flex.large | c7i-flex.xlarge | c7i-flex.2xlarge | c7i-flex.4xlarge | c7i-flex.8xlarge | u7i-12tb.224xlarge | u7in-16tb.224xlarge | u7in-24tb.224xlarge | u7in-32tb.224xlarge | u7ib-12tb.224xlarge | c7gn.metal | r8g.medium | r8g.large | r8g.xlarge | r8g.2xlarge | r8g.4xlarge | r8g.8xlarge | r8g.12xlarge | r8g.16xlarge | r8g.24xlarge | r8g.48xlarge | r8g.metal-24x1 | r8g.metal-48x1 | mac2-m1ultra.metal

Required: No

### **mediaAcceleratorInfo**

Describes the media accelerator settings for the instance type.

Type: [MediaAcceleratorInfo](#) object

Required: No

### **memoryInfo**

Describes the memory for the instance type.

Type: [MemoryInfo](#) object

Required: No

### **networkInfo**

Describes the network settings for the instance type.

Type: [NetworkInfo](#) object

Required: No

### **neuronInfo**

Describes the Neuron accelerator settings for the instance type.

Type: [NeuronInfo](#) object

Required: No

### **nitroEnclavesSupport**

Indicates whether Nitro Enclaves is supported.

Type: String

Valid Values: unsupported | supported

Required: No

### **nitroTpmInfo**

Describes the supported NitroTPM versions for the instance type.

Type: [NitroTpmInfo](#) object

Required: No

### **nitroTpmSupport**

Indicates whether NitroTPM is supported.

Type: String

Valid Values: unsupported | supported

Required: No

### **phcSupport**

Indicates whether a local Precision Time Protocol (PTP) hardware clock (PHC) is supported.

Type: String

Valid Values: unsupported | supported

Required: No

### **placementGroupInfo**

Describes the placement group settings for the instance type.

Type: [PlacementGroupInfo](#) object

Required: No

### **processorInfo**

Describes the processor.

Type: [ProcessorInfo](#) object

Required: No

### **supportedBootModes**

The supported boot modes. For more information, see [Boot modes](#) in the *Amazon EC2 User Guide*.

Type: Array of strings

Valid Values: `legacy-bios` | `uefi`

Required: No

### **supportedRootDeviceTypes**

The supported root device types.

Type: Array of strings

Valid Values: `ebs` | `instance-store`

Required: No

### **supportedUsageClasses**

Indicates whether the instance type is offered for spot or On-Demand.

Type: Array of strings

Valid Values: `spot` | `on-demand` | `capacity-block`

Required: No

### **supportedVirtualizationTypes**

The supported virtualization types.

Type: Array of strings



Valid Values: hvm | paravirtual

Required: No

### **vCpuInfo**

Describes the vCPU configurations for the instance type.

Type: [VCpuInfo](#) object

Required: No

## **See Also**

For more information about using this API in one of the language-specific AWS SDKs, see the following:

- [AWS SDK for C++](#)
- [AWS SDK for Java V2](#)
- [AWS SDK for Ruby V3](#)

# InstanceTypeInfoFromInstanceRequirements

The list of instance types with the specified instance attributes.

## Contents

### instanceType

The matching instance type.

Type: String

Required: No

## See Also

For more information about using this API in one of the language-specific AWS SDKs, see the following:

- [AWS SDK for C++](#)
- [AWS SDK for Java V2](#)
- [AWS SDK for Ruby V3](#)

# InstanceTypeOffering

The instance types offered.

## Contents

### instanceType

The instance type. For more information, see [Instance types](#) in the *Amazon EC2 User Guide*.

Type: String

Valid Values: a1.medium | a1.large | a1.xlarge | a1.2xlarge | a1.4xlarge | a1.metal | c1.medium | c1.xlarge | c3.large | c3.xlarge | c3.2xlarge | c3.4xlarge | c3.8xlarge | c4.large | c4.xlarge | c4.2xlarge | c4.4xlarge | c4.8xlarge | c5.large | c5.xlarge | c5.2xlarge | c5.4xlarge | c5.9xlarge | c5.12xlarge | c5.18xlarge | c5.24xlarge | c5.metal | c5a.large | c5a.xlarge | c5a.2xlarge | c5a.4xlarge | c5a.8xlarge | c5a.12xlarge | c5a.16xlarge | c5a.24xlarge | c5ad.large | c5ad.xlarge | c5ad.2xlarge | c5ad.4xlarge | c5ad.8xlarge | c5ad.12xlarge | c5ad.16xlarge | c5ad.24xlarge | c5d.large | c5d.xlarge | c5d.2xlarge | c5d.4xlarge | c5d.9xlarge | c5d.12xlarge | c5d.18xlarge | c5d.24xlarge | c5d.metal | c5n.large | c5n.xlarge | c5n.2xlarge | c5n.4xlarge | c5n.9xlarge | c5n.18xlarge | c5n.metal | c6g.medium | c6g.large | c6g.xlarge | c6g.2xlarge | c6g.4xlarge | c6g.8xlarge | c6g.12xlarge | c6g.16xlarge | c6g.metal | c6gd.medium | c6gd.large | c6gd.xlarge | c6gd.2xlarge | c6gd.4xlarge | c6gd.8xlarge | c6gd.12xlarge | c6gd.16xlarge | c6gd.metal | c6gn.medium | c6gn.large | c6gn.xlarge | c6gn.2xlarge | c6gn.4xlarge | c6gn.8xlarge | c6gn.12xlarge | c6gn.16xlarge | c6i.large | c6i.xlarge | c6i.2xlarge | c6i.4xlarge | c6i.8xlarge | c6i.12xlarge | c6i.16xlarge | c6i.24xlarge | c6i.32xlarge | c6i.metal | cc1.4xlarge | cc2.8xlarge | cg1.4xlarge | cr1.8xlarge | d2.xlarge | d2.2xlarge | d2.4xlarge | d2.8xlarge | d3.xlarge | d3.2xlarge | d3.4xlarge | d3.8xlarge | d3en.xlarge | d3en.2xlarge | d3en.4xlarge | d3en.6xlarge | d3en.8xlarge | d3en.12xlarge | dl1.24xlarge | f1.2xlarge | f1.4xlarge | f1.16xlarge | g2.2xlarge | g2.8xlarge | g3.4xlarge | g3.8xlarge | g3.16xlarge | g3s.xlarge | g4ad.xlarge | g4ad.2xlarge | g4ad.4xlarge | g4ad.8xlarge | g4ad.16xlarge

| g4dn.xlarge | g4dn.2xlarge | g4dn.4xlarge | g4dn.8xlarge |  
g4dn.12xlarge | g4dn.16xlarge | g4dn.metal | g5.xlarge | g5.2xlarge  
| g5.4xlarge | g5.8xlarge | g5.12xlarge | g5.16xlarge | g5.24xlarge |  
g5.48xlarge | g5g.xlarge | g5g.2xlarge | g5g.4xlarge | g5g.8xlarge |  
g5g.16xlarge | g5g.metal | hi1.4xlarge | hpc6a.48xlarge | hs1.8xlarge  
| h1.2xlarge | h1.4xlarge | h1.8xlarge | h1.16xlarge | i2.xlarge  
| i2.2xlarge | i2.4xlarge | i2.8xlarge | i3.large | i3.xlarge |  
i3.2xlarge | i3.4xlarge | i3.8xlarge | i3.16xlarge | i3.metal |  
i3en.large | i3en.xlarge | i3en.2xlarge | i3en.3xlarge | i3en.6xlarge |  
i3en.12xlarge | i3en.24xlarge | i3en.metal | im4gn.large | im4gn.xlarge  
| im4gn.2xlarge | im4gn.4xlarge | im4gn.8xlarge | im4gn.16xlarge  
| inf1.xlarge | inf1.2xlarge | inf1.6xlarge | inf1.24xlarge |  
is4gen.medium | is4gen.large | is4gen.xlarge | is4gen.2xlarge |  
is4gen.4xlarge | is4gen.8xlarge | m1.small | m1.medium | m1.large  
| m1.xlarge | m2.xlarge | m2.2xlarge | m2.4xlarge | m3.medium |  
m3.large | m3.xlarge | m3.2xlarge | m4.large | m4.xlarge | m4.2xlarge  
| m4.4xlarge | m4.10xlarge | m4.16xlarge | m5.large | m5.xlarge |  
m5.2xlarge | m5.4xlarge | m5.8xlarge | m5.12xlarge | m5.16xlarge  
| m5.24xlarge | m5.metal | m5a.large | m5a.xlarge | m5a.2xlarge |  
m5a.4xlarge | m5a.8xlarge | m5a.12xlarge | m5a.16xlarge | m5a.24xlarge  
| m5ad.large | m5ad.xlarge | m5ad.2xlarge | m5ad.4xlarge | m5ad.8xlarge  
| m5ad.12xlarge | m5ad.16xlarge | m5ad.24xlarge | m5d.large | m5d.xlarge  
| m5d.2xlarge | m5d.4xlarge | m5d.8xlarge | m5d.12xlarge | m5d.16xlarge  
| m5d.24xlarge | m5d.metal | m5dn.large | m5dn.xlarge | m5dn.2xlarge  
| m5dn.4xlarge | m5dn.8xlarge | m5dn.12xlarge | m5dn.16xlarge |  
m5dn.24xlarge | m5dn.metal | m5n.large | m5n.xlarge | m5n.2xlarge |  
m5n.4xlarge | m5n.8xlarge | m5n.12xlarge | m5n.16xlarge | m5n.24xlarge  
| m5n.metal | m5zn.large | m5zn.xlarge | m5zn.2xlarge | m5zn.3xlarge  
| m5zn.6xlarge | m5zn.12xlarge | m5zn.metal | m6a.large | m6a.xlarge |  
m6a.2xlarge | m6a.4xlarge | m6a.8xlarge | m6a.12xlarge | m6a.16xlarge  
| m6a.24xlarge | m6a.32xlarge | m6a.48xlarge | m6g.metal | m6g.medium  
| m6g.large | m6g.xlarge | m6g.2xlarge | m6g.4xlarge | m6g.8xlarge |  
m6g.12xlarge | m6g.16xlarge | m6gd.metal | m6gd.medium | m6gd.large |  
m6gd.xlarge | m6gd.2xlarge | m6gd.4xlarge | m6gd.8xlarge | m6gd.12xlarge  
| m6gd.16xlarge | m6i.large | m6i.xlarge | m6i.2xlarge | m6i.4xlarge |  
m6i.8xlarge | m6i.12xlarge | m6i.16xlarge | m6i.24xlarge | m6i.32xlarge

| m6i.metal | mac1.metal | p2.xlarge | p2.8xlarge | p2.16xlarge |  
p3.2xlarge | p3.8xlarge | p3.16xlarge | p3dn.24xlarge | p4d.24xlarge |  
r3.large | r3.xlarge | r3.2xlarge | r3.4xlarge | r3.8xlarge | r4.large  
| r4.xlarge | r4.2xlarge | r4.4xlarge | r4.8xlarge | r4.16xlarge  
| r5.large | r5.xlarge | r5.2xlarge | r5.4xlarge | r5.8xlarge |  
r5.12xlarge | r5.16xlarge | r5.24xlarge | r5.metal | r5a.large |  
r5a.xlarge | r5a.2xlarge | r5a.4xlarge | r5a.8xlarge | r5a.12xlarge |  
r5a.16xlarge | r5a.24xlarge | r5ad.large | r5ad.xlarge | r5ad.2xlarge  
| r5ad.4xlarge | r5ad.8xlarge | r5ad.12xlarge | r5ad.16xlarge |  
r5ad.24xlarge | r5b.large | r5b.xlarge | r5b.2xlarge | r5b.4xlarge |  
r5b.8xlarge | r5b.12xlarge | r5b.16xlarge | r5b.24xlarge | r5b.metal  
| r5d.large | r5d.xlarge | r5d.2xlarge | r5d.4xlarge | r5d.8xlarge |  
r5d.12xlarge | r5d.16xlarge | r5d.24xlarge | r5d.metal | r5dn.large |  
r5dn.xlarge | r5dn.2xlarge | r5dn.4xlarge | r5dn.8xlarge | r5dn.12xlarge  
| r5dn.16xlarge | r5dn.24xlarge | r5dn.metal | r5n.large | r5n.xlarge  
| r5n.2xlarge | r5n.4xlarge | r5n.8xlarge | r5n.12xlarge | r5n.16xlarge  
| r5n.24xlarge | r5n.metal | r6g.medium | r6g.large | r6g.xlarge |  
r6g.2xlarge | r6g.4xlarge | r6g.8xlarge | r6g.12xlarge | r6g.16xlarge  
| r6g.metal | r6gd.medium | r6gd.large | r6gd.xlarge | r6gd.2xlarge  
| r6gd.4xlarge | r6gd.8xlarge | r6gd.12xlarge | r6gd.16xlarge |  
r6gd.metal | r6i.large | r6i.xlarge | r6i.2xlarge | r6i.4xlarge |  
r6i.8xlarge | r6i.12xlarge | r6i.16xlarge | r6i.24xlarge | r6i.32xlarge  
| r6i.metal | t1.micro | t2.nano | t2.micro | t2.small | t2.medium |  
t2.large | t2.xlarge | t2.2xlarge | t3.nano | t3.micro | t3.small |  
t3.medium | t3.large | t3.xlarge | t3.2xlarge | t3a.nano | t3a.micro  
| t3a.small | t3a.medium | t3a.large | t3a.xlarge | t3a.2xlarge |  
t4g.nano | t4g.micro | t4g.small | t4g.medium | t4g.large | t4g.xlarge  
| t4g.2xlarge | u-6tb1.56xlarge | u-6tb1.112xlarge | u-9tb1.112xlarge  
| u-12tb1.112xlarge | u-6tb1.metal | u-9tb1.metal | u-12tb1.metal |  
u-18tb1.metal | u-24tb1.metal | vt1.3xlarge | vt1.6xlarge | vt1.24xlarge  
| x1.16xlarge | x1.32xlarge | x1e.xlarge | x1e.2xlarge | x1e.4xlarge  
| x1e.8xlarge | x1e.16xlarge | x1e.32xlarge | x2iezn.2xlarge |  
x2iezn.4xlarge | x2iezn.6xlarge | x2iezn.8xlarge | x2iezn.12xlarge |  
x2iezn.metal | x2gd.medium | x2gd.large | x2gd.xlarge | x2gd.2xlarge  
| x2gd.4xlarge | x2gd.8xlarge | x2gd.12xlarge | x2gd.16xlarge |  
x2gd.metal | z1d.large | z1d.xlarge | z1d.2xlarge | z1d.3xlarge |

z1d.6xlarge | z1d.12xlarge | z1d.metal | x2idn.16xlarge | x2idn.24xlarge  
| x2idn.32xlarge | x2iedn.xlarge | x2iedn.2xlarge | x2iedn.4xlarge |  
x2iedn.8xlarge | x2iedn.16xlarge | x2iedn.24xlarge | x2iedn.32xlarge  
| c6a.large | c6a.xlarge | c6a.2xlarge | c6a.4xlarge | c6a.8xlarge |  
c6a.12xlarge | c6a.16xlarge | c6a.24xlarge | c6a.32xlarge | c6a.48xlarge  
| c6a.metal | m6a.metal | i4i.large | i4i.xlarge | i4i.2xlarge |  
i4i.4xlarge | i4i.8xlarge | i4i.16xlarge | i4i.32xlarge | i4i.metal  
| x2idn.metal | x2iedn.metal | c7g.medium | c7g.large | c7g.xlarge |  
c7g.2xlarge | c7g.4xlarge | c7g.8xlarge | c7g.12xlarge | c7g.16xlarge  
| mac2.metal | c6id.large | c6id.xlarge | c6id.2xlarge | c6id.4xlarge  
| c6id.8xlarge | c6id.12xlarge | c6id.16xlarge | c6id.24xlarge |  
c6id.32xlarge | c6id.metal | m6id.large | m6id.xlarge | m6id.2xlarge  
| m6id.4xlarge | m6id.8xlarge | m6id.12xlarge | m6id.16xlarge |  
m6id.24xlarge | m6id.32xlarge | m6id.metal | r6id.large | r6id.xlarge  
| r6id.2xlarge | r6id.4xlarge | r6id.8xlarge | r6id.12xlarge |  
r6id.16xlarge | r6id.24xlarge | r6id.32xlarge | r6id.metal | r6a.large  
| r6a.xlarge | r6a.2xlarge | r6a.4xlarge | r6a.8xlarge | r6a.12xlarge  
| r6a.16xlarge | r6a.24xlarge | r6a.32xlarge | r6a.48xlarge |  
r6a.metal | p4de.24xlarge | u-3tb1.56xlarge | u-18tb1.112xlarge |  
u-24tb1.112xlarge | trn1.2xlarge | trn1.32xlarge | hpc6id.32xlarge |  
c6in.large | c6in.xlarge | c6in.2xlarge | c6in.4xlarge | c6in.8xlarge  
| c6in.12xlarge | c6in.16xlarge | c6in.24xlarge | c6in.32xlarge |  
m6in.large | m6in.xlarge | m6in.2xlarge | m6in.4xlarge | m6in.8xlarge  
| m6in.12xlarge | m6in.16xlarge | m6in.24xlarge | m6in.32xlarge  
| m6idn.large | m6idn.xlarge | m6idn.2xlarge | m6idn.4xlarge |  
m6idn.8xlarge | m6idn.12xlarge | m6idn.16xlarge | m6idn.24xlarge |  
m6idn.32xlarge | r6in.large | r6in.xlarge | r6in.2xlarge | r6in.4xlarge  
| r6in.8xlarge | r6in.12xlarge | r6in.16xlarge | r6in.24xlarge  
| r6in.32xlarge | r6idn.large | r6idn.xlarge | r6idn.2xlarge |  
r6idn.4xlarge | r6idn.8xlarge | r6idn.12xlarge | r6idn.16xlarge |  
r6idn.24xlarge | r6idn.32xlarge | c7g.metal | m7g.medium | m7g.large  
| m7g.xlarge | m7g.2xlarge | m7g.4xlarge | m7g.8xlarge | m7g.12xlarge  
| m7g.16xlarge | m7g.metal | r7g.medium | r7g.large | r7g.xlarge |  
r7g.2xlarge | r7g.4xlarge | r7g.8xlarge | r7g.12xlarge | r7g.16xlarge  
| r7g.metal | c6in.metal | m6in.metal | m6idn.metal | r6in.metal |  
r6idn.metal | inf2.xlarge | inf2.8xlarge | inf2.24xlarge | inf2.48xlarge

| trn1n.32xlarge | i4g.large | i4g.xlarge | i4g.2xlarge | i4g.4xlarge  
| i4g.8xlarge | i4g.16xlarge | hpc7g.4xlarge | hpc7g.8xlarge |  
hpc7g.16xlarge | c7gn.medium | c7gn.large | c7gn.xlarge | c7gn.2xlarge  
| c7gn.4xlarge | c7gn.8xlarge | c7gn.12xlarge | c7gn.16xlarge |  
p5.48xlarge | m7i.large | m7i.xlarge | m7i.2xlarge | m7i.4xlarge |  
m7i.8xlarge | m7i.12xlarge | m7i.16xlarge | m7i.24xlarge | m7i.48xlarge  
| m7i-flex.large | m7i-flex.xlarge | m7i-flex.2xlarge | m7i-flex.4xlarge  
| m7i-flex.8xlarge | m7a.medium | m7a.large | m7a.xlarge | m7a.2xlarge |  
m7a.4xlarge | m7a.8xlarge | m7a.12xlarge | m7a.16xlarge | m7a.24xlarge  
| m7a.32xlarge | m7a.48xlarge | m7a.metal-48xl | hpc7a.12xlarge |  
hpc7a.24xlarge | hpc7a.48xlarge | hpc7a.96xlarge | c7gd.medium |  
c7gd.large | c7gd.xlarge | c7gd.2xlarge | c7gd.4xlarge | c7gd.8xlarge |  
c7gd.12xlarge | c7gd.16xlarge | m7gd.medium | m7gd.large | m7gd.xlarge  
| m7gd.2xlarge | m7gd.4xlarge | m7gd.8xlarge | m7gd.12xlarge |  
m7gd.16xlarge | r7gd.medium | r7gd.large | r7gd.xlarge | r7gd.2xlarge |  
r7gd.4xlarge | r7gd.8xlarge | r7gd.12xlarge | r7gd.16xlarge | r7a.medium  
| r7a.large | r7a.xlarge | r7a.2xlarge | r7a.4xlarge | r7a.8xlarge |  
r7a.12xlarge | r7a.16xlarge | r7a.24xlarge | r7a.32xlarge | r7a.48xlarge  
| c7i.large | c7i.xlarge | c7i.2xlarge | c7i.4xlarge | c7i.8xlarge  
| c7i.12xlarge | c7i.16xlarge | c7i.24xlarge | c7i.48xlarge | mac2-  
m2pro.metal | r7iz.large | r7iz.xlarge | r7iz.2xlarge | r7iz.4xlarge  
| r7iz.8xlarge | r7iz.12xlarge | r7iz.16xlarge | r7iz.32xlarge |  
c7a.medium | c7a.large | c7a.xlarge | c7a.2xlarge | c7a.4xlarge |  
c7a.8xlarge | c7a.12xlarge | c7a.16xlarge | c7a.24xlarge | c7a.32xlarge  
| c7a.48xlarge | c7a.metal-48xl | r7a.metal-48xl | r7i.large |  
r7i.xlarge | r7i.2xlarge | r7i.4xlarge | r7i.8xlarge | r7i.12xlarge  
| r7i.16xlarge | r7i.24xlarge | r7i.48xlarge | dl2q.24xlarge | mac2-  
m2.metal | i4i.12xlarge | i4i.24xlarge | c7i.metal-24xl | c7i.metal-48xl  
| m7i.metal-24xl | m7i.metal-48xl | r7i.metal-24xl | r7i.metal-48xl |  
r7iz.metal-16xl | r7iz.metal-32xl | c7gd.metal | m7gd.metal | r7gd.metal  
| g6.xlarge | g6.2xlarge | g6.4xlarge | g6.8xlarge | g6.12xlarge |  
g6.16xlarge | g6.24xlarge | g6.48xlarge | gr6.4xlarge | gr6.8xlarge |  
c7i-flex.large | c7i-flex.xlarge | c7i-flex.2xlarge | c7i-flex.4xlarge  
| c7i-flex.8xlarge | u7i-12tb.224xlarge | u7in-16tb.224xlarge |  
u7in-24tb.224xlarge | u7in-32tb.224xlarge | u7ib-12tb.224xlarge |  
c7gn.metal | r8g.medium | r8g.large | r8g.xlarge | r8g.2xlarge |

r8g.4xlarge | r8g.8xlarge | r8g.12xlarge | r8g.16xlarge | r8g.24xlarge |  
r8g.48xlarge | r8g.metal-24x1 | r8g.metal-48x1 | mac2-m1ultra.metal

Required: No

## location

The identifier for the location. This depends on the location type. For example, if the location type is `region`, the location is the Region code (for example, `us-east-2`.)

Type: String

Required: No

## locationType

The location type.

Type: String

Valid Values: `region` | `availability-zone` | `availability-zone-id` | `outpost`

Required: No

## See Also

For more information about using this API in one of the language-specific AWS SDKs, see the following:

- [AWS SDK for C++](#)
- [AWS SDK for Java V2](#)
- [AWS SDK for Ruby V3](#)



# InstanceUsage

Information about the Capacity Reservation usage.

## Contents

### **accountId**

The ID of the AWS account that is making use of the Capacity Reservation.

Type: String

Required: No

### **usedInstanceCount**

The number of instances the AWS account currently has in the Capacity Reservation.

Type: Integer

Required: No

## See Also

For more information about using this API in one of the language-specific AWS SDKs, see the following:

- [AWS SDK for C++](#)
- [AWS SDK for Java V2](#)
- [AWS SDK for Ruby V3](#)

# IntegrateServices

Describes service integrations with VPC Flow logs.

## Contents

### AthenaIntegrations

Information about the integration with Amazon Athena.

Type: Array of [AthenaIntegration](#) objects

Array Members: Minimum number of 1 item. Maximum number of 10 items.

Required: No

## See Also

For more information about using this API in one of the language-specific AWS SDKs, see the following:

- [AWS SDK for C++](#)
- [AWS SDK for Java V2](#)
- [AWS SDK for Ruby V3](#)

# InternetGateway

Describes an internet gateway.

## Contents

### attachmentSet

Any VPCs attached to the internet gateway.

Type: Array of [InternetGatewayAttachment](#) objects

Required: No

### internetGatewayId

The ID of the internet gateway.

Type: String

Required: No

### ownerId

The ID of the AWS account that owns the internet gateway.

Type: String

Required: No

### tagSet

Any tags assigned to the internet gateway.

Type: Array of [Tag](#) objects

Required: No

## See Also

For more information about using this API in one of the language-specific AWS SDKs, see the following:

- [AWS SDK for C++](#)

- [AWS SDK for Java V2](#)
- [AWS SDK for Ruby V3](#)

# InternetGatewayAttachment

Describes the attachment of a VPC to an internet gateway or an egress-only internet gateway.

## Contents

### state

The current state of the attachment. For an internet gateway, the state is available when attached to a VPC; otherwise, this value is not returned.

Type: String

Valid Values: `attaching` | `attached` | `detaching` | `detached`

Required: No

### vpclId

The ID of the VPC.

Type: String

Required: No

## See Also

For more information about using this API in one of the language-specific AWS SDKs, see the following:

- [AWS SDK for C++](#)
- [AWS SDK for Java V2](#)
- [AWS SDK for Ruby V3](#)

# Ipam

IPAM is a VPC feature that you can use to automate your IP address management workflows including assigning, tracking, troubleshooting, and auditing IP addresses across AWS Regions and accounts throughout your AWS Organization. For more information, see [What is IPAM?](#) in the *Amazon VPC IPAM User Guide*.

## Contents

### **defaultResourceDiscoveryAssociationId**

The IPAM's default resource discovery association ID.

Type: String

Required: No

### **defaultResourceDiscoveryId**

The IPAM's default resource discovery ID.

Type: String

Required: No

### **description**

The description for the IPAM.

Type: String

Required: No

### **enablePrivateGua**

Enable this option to use your own GUA ranges as private IPv6 addresses. This option is disabled by default.

Type: Boolean

Required: No

### **ipamArn**

The Amazon Resource Name (ARN) of the IPAM.

Type: String

Length Constraints: Minimum length of 1. Maximum length of 1283.

Required: No

### **ipamId**

The ID of the IPAM.

Type: String

Required: No

### **ipamRegion**

The AWS Region of the IPAM.

Type: String

Required: No

### **operatingRegionSet**

The operating Regions for an IPAM. Operating Regions are AWS Regions where the IPAM is allowed to manage IP address CIDRs. IPAM only discovers and monitors resources in the AWS Regions you select as operating Regions.

For more information about operating Regions, see [Create an IPAM](#) in the *Amazon VPC IPAM User Guide*.

Type: Array of [IpamOperatingRegion](#) objects

Required: No

### **ownerId**

The AWS account ID of the owner of the IPAM.

Type: String

Required: No

### **privateDefaultScopeId**

The ID of the IPAM's default private scope.

Type: String

Required: No

### **publicDefaultScopeId**

The ID of the IPAM's default public scope.

Type: String

Required: No

### **resourceDiscoveryAssociationCount**

The IPAM's resource discovery association count.

Type: Integer

Required: No

### **scopeCount**

The number of scopes in the IPAM. The scope quota is 5. For more information on quotas, see [Quotas in IPAM](#) in the *Amazon VPC IPAM User Guide*.

Type: Integer

Required: No

### **state**

The state of the IPAM.

Type: String

Valid Values: `create-in-progress` | `create-complete` | `create-failed` | `modify-in-progress` | `modify-complete` | `modify-failed` | `delete-in-progress` | `delete-complete` | `delete-failed` | `isolate-in-progress` | `isolate-complete` | `restore-in-progress`

Required: No

### **stateMessage**

The state message.



Type: String

Required: No

### **tagSet**

The key/value combination of a tag assigned to the resource. Use the tag key in the filter name and the tag value as the filter value. For example, to find all resources that have a tag with the key `Owner` and the value `TeamA`, specify `tag:Owner` for the filter name and `TeamA` for the filter value.

Type: Array of [Tag](#) objects

Required: No

### **tier**

IPAM is offered in a Free Tier and an Advanced Tier. For more information about the features available in each tier and the costs associated with the tiers, see [Amazon VPC pricing > IPAM tab](#).

Type: String

Valid Values: `free` | `advanced`

Required: No

## **See Also**

For more information about using this API in one of the language-specific AWS SDKs, see the following:

- [AWS SDK for C++](#)
- [AWS SDK for Java V2](#)
- [AWS SDK for Ruby V3](#)

# IpamAddressHistoryRecord

The historical record of a CIDR within an IPAM scope. For more information, see [View the history of IP addresses](#) in the *Amazon VPC IPAM User Guide*.

## Contents

### resourceCidr

The CIDR of the resource.

Type: String

Required: No

### resourceComplianceStatus

The compliance status of a resource. For more information on compliance statuses, see [Monitor CIDR usage by resource](#) in the *Amazon VPC IPAM User Guide*.

Type: String

Valid Values: compliant | noncompliant | unmanaged | ignored

Required: No

### resourceId

The ID of the resource.

Type: String

Required: No

### resourceName

The name of the resource.

Type: String

Required: No

### resourceOverlapStatus

The overlap status of an IPAM resource. The overlap status tells you if the CIDR for a resource overlaps with another CIDR in the scope. For more information on overlap statuses, see [Monitor CIDR usage by resource](#) in the *Amazon VPC IPAM User Guide*.

Type: String

Valid Values: overlapping | nonoverlapping | ignored

Required: No

### **resourceOwnerId**

The ID of the resource owner.

Type: String

Required: No

### **resourceRegion**

The AWS Region of the resource.

Type: String

Required: No

### **resourceType**

The type of the resource.

Type: String

Valid Values: eip | vpc | subnet | network-interface | instance

Required: No

### **sampledEndTime**

Sampled end time of the resource-to-CIDR association within the IPAM scope. Changes are picked up in periodic snapshots, so the end time may have occurred before this specific time.

Type: Timestamp

Required: No

### **sampledStartTime**

Sampled start time of the resource-to-CIDR association within the IPAM scope. Changes are picked up in periodic snapshots, so the start time may have occurred before this specific time.

Type: Timestamp

Required: No

### **vpId**

The VPC ID of the resource.

Type: String

Required: No

## **See Also**

For more information about using this API in one of the language-specific AWS SDKs, see the following:

- [AWS SDK for C++](#)
- [AWS SDK for Java V2](#)
- [AWS SDK for Ruby V3](#)

# IpamCidrAuthorizationContext

A signed document that proves that you are authorized to bring the specified IP address range to Amazon using BYOIP.

## Contents

### Message

The plain-text authorization message for the prefix and account.

Type: String

Required: No

### Signature

The signed authorization message for the prefix and account.

Type: String

Required: No

## See Also

For more information about using this API in one of the language-specific AWS SDKs, see the following:

- [AWS SDK for C++](#)
- [AWS SDK for Java V2](#)
- [AWS SDK for Ruby V3](#)

# IpamDiscoveredAccount

An IPAM discovered account. A discovered account is an AWS account that is monitored under a resource discovery. If you have integrated IPAM with AWS Organizations, all accounts in the organization are discovered accounts.

## Contents

### **accountId**

The account ID.

Type: String

Required: No

### **discoveryRegion**

The AWS Region that the account information is returned from. An account can be discovered in multiple regions and will have a separate discovered account for each Region.

Type: String

Required: No

### **failureReason**

The resource discovery failure reason.

Type: [IpamDiscoveryFailureReason](#) object

Required: No

### **lastAttemptedDiscoveryTime**

The last attempted resource discovery time.

Type: Timestamp

Required: No

### **lastSuccessfulDiscoveryTime**

The last successful resource discovery time.

Type: Timestamp

Required: No

## See Also

For more information about using this API in one of the language-specific AWS SDKs, see the following:

- [AWS SDK for C++](#)
- [AWS SDK for Java V2](#)
- [AWS SDK for Ruby V3](#)

# IpamDiscoveredPublicAddress

A public IP Address discovered by IPAM.

## Contents

### address

The IP address.

Type: String

Required: No

### addressAllocationId

The allocation ID of the resource the IP address is assigned to.

Type: String

Required: No

### addressOwnerId

The ID of the owner of the resource the IP address is assigned to.

Type: String

Required: No

### addressRegion

The Region of the resource the IP address is assigned to.

Type: String

Required: No

### addressType

The IP address type.

Type: String

Valid Values: `service-managed-ip` | `service-managed-byoip` | `amazon-owned-eip` | `amazon-owned-contig` | `byoip` | `ec2-public-ip`



Required: No

### **associationStatus**

The association status.

Type: String

Valid Values: associated | disassociated

Required: No

### **instanceId**

The instance ID of the instance the assigned IP address is assigned to.

Type: String

Required: No

### **ipamResourceDiscoveryId**

The resource discovery ID.

Type: String

Required: No

### **networkBorderGroup**

The Availability Zone (AZ) or Local Zone (LZ) network border group that the resource that the IP address is assigned to is in. Defaults to an AZ network border group. For more information on available Local Zones, see [Local Zone availability](#) in the *Amazon EC2 User Guide*.

Type: String

Required: No

### **networkInterfaceDescription**

The description of the network interface that IP address is assigned to.

Type: String

Required: No

**networkInterfaceId**

The network interface ID of the resource with the assigned IP address.

Type: String

Required: No

**publicIpv4PoolId**

The ID of the public IPv4 pool that the resource with the assigned IP address is from.

Type: String

Required: No

**sampleTime**

The last successful resource discovery time.

Type: Timestamp

Required: No

**securityGroupSet**

Security groups associated with the resource that the IP address is assigned to.

Type: Array of [IpamPublicAddressSecurityGroup](#) objects

Required: No

**service**

The AWS service associated with the IP address.

Type: String

Valid Values: nat-gateway | database-migration-service | redshift | elastic-container-service | relational-database-service | site-to-site-vpn | load-balancer | global-accelerator | other

Required: No

**serviceResource**

The resource ARN or ID.

Type: String

Required: No

### **subnetId**

The ID of the subnet that the resource with the assigned IP address is in.

Type: String

Required: No

### **tags**

Tags associated with the IP address.

Type: [IpamPublicAddressTags](#) object

Required: No

### **vpcId**

The ID of the VPC that the resource with the assigned IP address is in.

Type: String

Required: No

## **See Also**

For more information about using this API in one of the language-specific AWS SDKs, see the following:

- [AWS SDK for C++](#)
- [AWS SDK for Java V2](#)
- [AWS SDK for Ruby V3](#)

# IpamDiscoveredResourceCidr

An IPAM discovered resource CIDR. A discovered resource is a resource CIDR monitored under a resource discovery. The following resources can be discovered: VPCs, Public IPv4 pools, VPC subnets, and Elastic IP addresses. The discovered resource CIDR is the IP address range in CIDR notation that is associated with the resource.

## Contents

### availabilityZoneId

The Availability Zone ID.

Type: String

Required: No

### ipamResourceDiscoveryId

The resource discovery ID.

Type: String

Required: No

### ipSource

The source that allocated the IP address space. `byoip` or `amazon` indicates public IP address space allocated by Amazon or space that you have allocated with Bring your own IP (BYOIP). `none` indicates private space.

Type: String

Valid Values: `amazon` | `byoip` | `none`

Required: No

### ipUsage

The percentage of IP address space in use. To convert the decimal to a percentage, multiply the decimal by 100. Note the following:

- For resources that are VPCs, this is the percentage of IP address space in the VPC that's taken up by subnet CIDRs.

- For resources that are subnets, if the subnet has an IPv4 CIDR provisioned to it, this is the percentage of IPv4 address space in the subnet that's in use. If the subnet has an IPv6 CIDR provisioned to it, the percentage of IPv6 address space in use is not represented. The percentage of IPv6 address space in use cannot currently be calculated.
- For resources that are public IPv4 pools, this is the percentage of IP address space in the pool that's been allocated to Elastic IP addresses (EIPs).

Type: Double

Required: No

### **networkInterfaceAttachmentStatus**

For elastic network interfaces, this is the status of whether or not the elastic network interface is attached.

Type: String

Valid Values: `available` | `in-use`

Required: No

### **resourceCidr**

The resource CIDR.

Type: String

Required: No

### **resourceId**

The resource ID.

Type: String

Required: No

### **resourceOwnerId**

The resource owner ID.

Type: String

Required: No

**resourceRegion**

The resource Region.

Type: String

Required: No

**resourceTagSet**

The resource tags.

Type: Array of [IpamResourceTag](#) objects

Required: No

**resourceType**

The resource type.

Type: String

Valid Values: vpc | subnet | eip | public-ipv4-pool | ipv6-pool | eni

Required: No

**sampleTime**

The last successful resource discovery time.

Type: Timestamp

Required: No

**vpId**

The VPC ID.

Type: String

Required: No

**See Also**

For more information about using this API in one of the language-specific AWS SDKs, see the following:

- [AWS SDK for C++](#)
- [AWS SDK for Java V2](#)
- [AWS SDK for Ruby V3](#)

# IpamDiscoveryFailureReason

The discovery failure reason.

## Contents

### code

The discovery failure code.

- `assume-role-failure` - IPAM could not assume the AWS IAM service-linked role. This could be because of any of the following:
  - SLR has not been created yet and IPAM is still creating it.
  - You have opted-out of the IPAM home Region.
  - Account you are using as your IPAM account has been suspended.
- `throttling-failure` - IPAM account is already using the allotted transactions per second and IPAM is receiving a throttling error when assuming the AWS IAM SLR.
- `unauthorized-failure` - AWS account making the request is not authorized. For more information, see [AuthFailure](#) in the *Amazon Elastic Compute Cloud API Reference*.

Type: String

Valid Values: `assume-role-failure` | `throttling-failure` | `unauthorized-failure`

Required: No

### message

The discovery failure message.

Type: String

Required: No

## See Also

For more information about using this API in one of the language-specific AWS SDKs, see the following:



- [AWS SDK for C++](#)
- [AWS SDK for Java V2](#)
- [AWS SDK for Ruby V3](#)

# IpamExternalResourceVerificationToken

A verification token is an AWS-generated random value that you can use to prove ownership of an external resource. For example, you can use a verification token to validate that you control a public IP address range when you bring an IP address range to AWS (BYOIP).

## Contents

### **ipamArn**

ARN of the IPAM that created the token.

Type: String

Length Constraints: Minimum length of 1. Maximum length of 1283.

Required: No

### **ipamExternalResourceVerificationTokenArn**

Token ARN.

Type: String

Length Constraints: Minimum length of 1. Maximum length of 1283.

Required: No

### **ipamExternalResourceVerificationTokenId**

The ID of the token.

Type: String

Required: No

### **ipamId**

The ID of the IPAM that created the token.

Type: String

Required: No

**ipamRegion**

Region of the IPAM that created the token.

Type: String

Required: No

**notAfter**

Token expiration.

Type: Timestamp

Required: No

**state**

Token state.

Type: String

Valid Values: `create-in-progress` | `create-complete` | `create-failed` | `delete-in-progress` | `delete-complete` | `delete-failed`

Required: No

**status**

Token status.

Type: String

Valid Values: `valid` | `expired`

Required: No

**tagSet**

Token tags.

Type: Array of [Tag](#) objects

Required: No

**tokenName**

Token name.

Type: String

Required: No

### **tokenValue**

Token value.

Type: String

Required: No

## **See Also**

For more information about using this API in one of the language-specific AWS SDKs, see the following:

- [AWS SDK for C++](#)
- [AWS SDK for Java V2](#)
- [AWS SDK for Ruby V3](#)

# IpamOperatingRegion

The operating Regions for an IPAM. Operating Regions are AWS Regions where the IPAM is allowed to manage IP address CIDRs. IPAM only discovers and monitors resources in the AWS Regions you select as operating Regions.

For more information about operating Regions, see [Create an IPAM](#) in the *Amazon VPC IPAM User Guide*.

## Contents

### regionName

The name of the operating Region.

Type: String

Required: No

## See Also

For more information about using this API in one of the language-specific AWS SDKs, see the following:

- [AWS SDK for C++](#)
- [AWS SDK for Java V2](#)
- [AWS SDK for Ruby V3](#)

# IpamPool

In IPAM, a pool is a collection of contiguous IP addresses CIDRs. Pools enable you to organize your IP addresses according to your routing and security needs. For example, if you have separate routing and security needs for development and production applications, you can create a pool for each.

## Contents

### addressFamily

The address family of the pool.

Type: String

Valid Values: `ipv4` | `ipv6`

Required: No

### allocationDefaultNetmaskLength

The default netmask length for allocations added to this pool. If, for example, the CIDR assigned to this pool is `10.0.0.0/8` and you enter `16` here, new allocations will default to `10.0.0.0/16`.

Type: Integer

Valid Range: Minimum value of 0. Maximum value of 128.

Required: No

### allocationMaxNetmaskLength

The maximum netmask length possible for CIDR allocations in this IPAM pool to be compliant. The maximum netmask length must be greater than the minimum netmask length. Possible netmask lengths for IPv4 addresses are 0 - 32. Possible netmask lengths for IPv6 addresses are 0 - 128.

Type: Integer

Valid Range: Minimum value of 0. Maximum value of 128.

Required: No

## **allocationMinNetmaskLength**

The minimum netmask length required for CIDR allocations in this IPAM pool to be compliant. The minimum netmask length must be less than the maximum netmask length. Possible netmask lengths for IPv4 addresses are 0 - 32. Possible netmask lengths for IPv6 addresses are 0 - 128.

Type: Integer

Valid Range: Minimum value of 0. Maximum value of 128.

Required: No

## **allocationResourceTagSet**

Tags that are required for resources that use CIDRs from this IPAM pool. Resources that do not have these tags will not be allowed to allocate space from the pool. If the resources have their tags changed after they have allocated space or if the allocation tagging requirements are changed on the pool, the resource may be marked as noncompliant.

Type: Array of [IpamResourceTag](#) objects

Required: No

## **autoImport**

If selected, IPAM will continuously look for resources within the CIDR range of this pool and automatically import them as allocations into your IPAM. The CIDRs that will be allocated for these resources must not already be allocated to other resources in order for the import to succeed. IPAM will import a CIDR regardless of its compliance with the pool's allocation rules, so a resource might be imported and subsequently marked as noncompliant. If IPAM discovers multiple CIDRs that overlap, IPAM will import the largest CIDR only. If IPAM discovers multiple CIDRs with matching CIDRs, IPAM will randomly import one of them only.

A locale must be set on the pool for this feature to work.

Type: Boolean

Required: No

## **awsService**

Limits which service in AWS that the pool can be used in. "ec2", for example, allows users to use space for Elastic IP addresses and VPCs.

Type: String

Valid Values: ec2

Required: No

### **description**

The description of the IPAM pool.

Type: String

Required: No

### **ipamArn**

The ARN of the IPAM.

Type: String

Length Constraints: Minimum length of 1. Maximum length of 1283.

Required: No

### **ipamPoolArn**

The Amazon Resource Name (ARN) of the IPAM pool.

Type: String

Length Constraints: Minimum length of 1. Maximum length of 1283.

Required: No

### **ipamPoolId**

The ID of the IPAM pool.

Type: String

Required: No

### **ipamRegion**

The AWS Region of the IPAM pool.

Type: String

Required: No



## **ipamScopeArn**

The ARN of the scope of the IPAM pool.

Type: String

Length Constraints: Minimum length of 1. Maximum length of 1283.

Required: No

## **ipamScopeType**

In IPAM, a scope is the highest-level container within IPAM. An IPAM contains two default scopes. Each scope represents the IP space for a single network. The private scope is intended for all private IP address space. The public scope is intended for all public IP address space. Scopes enable you to reuse IP addresses across multiple unconnected networks without causing IP address overlap or conflict.

Type: String

Valid Values: `public` | `private`

Required: No

## **locale**

The locale of the IPAM pool.

The locale for the pool should be one of the following:

- An AWS Region where you want this IPAM pool to be available for allocations.
- The network border group for an AWS Local Zone where you want this IPAM pool to be available for allocations ([supported Local Zones](#)). This option is only available for IPAM IPv4 pools in the public scope.

If you choose an AWS Region for locale that has not been configured as an operating Region for the IPAM, you'll get an error.

Type: String

Required: No

## **ownerId**

The AWS account ID of the owner of the IPAM pool.

Type: String

Required: No

### **poolDepth**

The depth of pools in your IPAM pool. The pool depth quota is 10. For more information, see [Quotas in IPAM](#) in the *Amazon VPC IPAM User Guide*.

Type: Integer

Required: No

### **publicIpSource**

The IP address source for pools in the public scope. Only used for provisioning IP address CIDRs to pools in the public scope. Default is BYOIP. For more information, see [Create IPv6 pools](#) in the *Amazon VPC IPAM User Guide*. By default, you can add only one Amazon-provided IPv6 CIDR block to a top-level IPv6 pool. For information on increasing the default limit, see [Quotas for your IPAM](#) in the *Amazon VPC IPAM User Guide*.

Type: String

Valid Values: amazon | byoip

Required: No

### **publiclyAdvertisable**

Determines if a pool is publicly advertisable. This option is not available for pools with AddressFamily set to ipv4.

Type: Boolean

Required: No

### **sourceIpamPoolId**

The ID of the source IPAM pool. You can use this option to create an IPAM pool within an existing source pool.

Type: String

Required: No

## sourceResource

The resource used to provision CIDRs to a resource planning pool.

Type: [IpamPoolSourceResource](#) object

Required: No

## state

The state of the IPAM pool.

Type: String

Valid Values: `create-in-progress` | `create-complete` | `create-failed` | `modify-in-progress` | `modify-complete` | `modify-failed` | `delete-in-progress` | `delete-complete` | `delete-failed` | `isolate-in-progress` | `isolate-complete` | `restore-in-progress`

Required: No

## stateMessage

The state message.

Type: String

Required: No

## tagSet

The key/value combination of a tag assigned to the resource. Use the tag key in the filter name and the tag value as the filter value. For example, to find all resources that have a tag with the key `Owner` and the value `TeamA`, specify `tag:Owner` for the filter name and `TeamA` for the filter value.

Type: Array of [Tag](#) objects

Required: No

## See Also

For more information about using this API in one of the language-specific AWS SDKs, see the following:

- [AWS SDK for C++](#)
- [AWS SDK for Java V2](#)
- [AWS SDK for Ruby V3](#)

# IpamPoolAllocation

In IPAM, an allocation is a CIDR assignment from an IPAM pool to another IPAM pool or to a resource.

## Contents

### cidr

The CIDR for the allocation. A CIDR is a representation of an IP address and its associated network mask (or netmask) and refers to a range of IP addresses. An IPv4 CIDR example is `10.24.34.0/23`. An IPv6 CIDR example is `2001:DB8::/32`.

Type: String

Required: No

### description

A description of the pool allocation.

Type: String

Required: No

### ipamPoolAllocationId

The ID of an allocation.

Type: String

Required: No

### resourceId

The ID of the resource.

Type: String

Required: No

### resourceOwner

The owner of the resource.

Type: String

Required: No

### **resourceRegion**

The AWS Region of the resource.

Type: String

Required: No

### **resourceType**

The type of the resource.

Type: String

Valid Values: `ipam-pool` | `vpc` | `ec2-public-ipv4-pool` | `custom` | `subnet` | `eip`

Required: No

## **See Also**

For more information about using this API in one of the language-specific AWS SDKs, see the following:

- [AWS SDK for C++](#)
- [AWS SDK for Java V2](#)
- [AWS SDK for Ruby V3](#)

# IpamPoolCidr

A CIDR provisioned to an IPAM pool.

## Contents

### cidr

The CIDR provisioned to the IPAM pool. A CIDR is a representation of an IP address and its associated network mask (or netmask) and refers to a range of IP addresses. An IPv4 CIDR example is `10.24.34.0/23`. An IPv6 CIDR example is `2001:DB8::/32`.

Type: String

Required: No

### failureReason

Details related to why an IPAM pool CIDR failed to be provisioned.

Type: [IpamPoolCidrFailureReason](#) object

Required: No

### ipamPoolCidrId

The IPAM pool CIDR ID.

Type: String

Required: No

### netmaskLength

The netmask length of the CIDR you'd like to provision to a pool. Can be used for provisioning Amazon-provided IPv6 CIDRs to top-level pools and for provisioning CIDRs to pools with source pools. Cannot be used to provision BYOIP CIDRs to top-level pools. "NetmaskLength" or "Cidr" is required.

Type: Integer

Required: No

## state

The state of the CIDR.

Type: String

Valid Values: pending-provision | provisioned | failed-provision | pending-deprovision | deprovisioned | failed-deprovision | pending-import | failed-import

Required: No

## See Also

For more information about using this API in one of the language-specific AWS SDKs, see the following:

- [AWS SDK for C++](#)
- [AWS SDK for Java V2](#)
- [AWS SDK for Ruby V3](#)



# IpamPoolCidrFailureReason

Details related to why an IPAM pool CIDR failed to be provisioned.

## Contents

### code

An error code related to why an IPAM pool CIDR failed to be provisioned.

Type: String

Valid Values: `cidr-not-available` | `limit-exceeded`

Required: No

### message

A message related to why an IPAM pool CIDR failed to be provisioned.

Type: String

Required: No

## See Also

For more information about using this API in one of the language-specific AWS SDKs, see the following:

- [AWS SDK for C++](#)
- [AWS SDK for Java V2](#)
- [AWS SDK for Ruby V3](#)

# IpamPoolSourceResource

The resource used to provision CIDRs to a resource planning pool.

## Contents

### **resourceId**

The source resource ID.

Type: String

Required: No

### **resourceOwner**

The source resource owner.

Type: String

Required: No

### **resourceRegion**

The source resource Region.

Type: String

Required: No

### **resourceType**

The source resource type.

Type: String

Valid Values: vpc

Required: No

## See Also

For more information about using this API in one of the language-specific AWS SDKs, see the following:

- [AWS SDK for C++](#)
- [AWS SDK for Java V2](#)
- [AWS SDK for Ruby V3](#)

# IpamPoolSourceResourceRequest

The resource used to provision CIDRs to a resource planning pool.

## Contents

### ResourceId

The source resource ID.

Type: String

Required: No

### ResourceOwner

The source resource owner.

Type: String

Required: No

### ResourceRegion

The source resource Region.

Type: String

Required: No

### ResourceType

The source resource type.

Type: String

Valid Values: vpc

Required: No

## See Also

For more information about using this API in one of the language-specific AWS SDKs, see the following:

- [AWS SDK for C++](#)
- [AWS SDK for Java V2](#)
- [AWS SDK for Ruby V3](#)

# IpamPublicAddressSecurityGroup

The security group that the resource with the public IP address is in.

## Contents

### **groupId**

The security group's ID.

Type: String

Required: No

### **groupName**

The security group's name.

Type: String

Required: No

## See Also

For more information about using this API in one of the language-specific AWS SDKs, see the following:

- [AWS SDK for C++](#)
- [AWS SDK for Java V2](#)
- [AWS SDK for Ruby V3](#)

# IpamPublicAddressTag

A tag for a public IP address discovered by IPAM.

## Contents

### key

The tag's key.

Type: String

Required: No

### value

The tag's value.

Type: String

Required: No

## See Also

For more information about using this API in one of the language-specific AWS SDKs, see the following:

- [AWS SDK for C++](#)
- [AWS SDK for Java V2](#)
- [AWS SDK for Ruby V3](#)

# IpamPublicAddressTags

Tags for a public IP address discovered by IPAM.

## Contents

### eipTagSet

Tags for an Elastic IP address.

Type: Array of [IpamPublicAddressTag](#) objects

Required: No

## See Also

For more information about using this API in one of the language-specific AWS SDKs, see the following:

- [AWS SDK for C++](#)
- [AWS SDK for Java V2](#)
- [AWS SDK for Ruby V3](#)



# IpamResourceCidr

The CIDR for an IPAM resource.

## Contents

### availabilityZoneId

The Availability Zone ID.

Type: String

Required: No

### complianceStatus

The compliance status of the IPAM resource. For more information on compliance statuses, see [Monitor CIDR usage by resource](#) in the *Amazon VPC IPAM User Guide*.

Type: String

Valid Values: compliant | noncompliant | unmanaged | ignored

Required: No

### ipamId

The IPAM ID for an IPAM resource.

Type: String

Required: No

### ipamPoolId

The pool ID for an IPAM resource.

Type: String

Required: No

### ipamScopeId

The scope ID for an IPAM resource.

Type: String

Required: No

### **ipUsage**

The percentage of IP address space in use. To convert the decimal to a percentage, multiply the decimal by 100. Note the following:

- For resources that are VPCs, this is the percentage of IP address space in the VPC that's taken up by subnet CIDRs.
- For resources that are subnets, if the subnet has an IPv4 CIDR provisioned to it, this is the percentage of IPv4 address space in the subnet that's in use. If the subnet has an IPv6 CIDR provisioned to it, the percentage of IPv6 address space in use is not represented. The percentage of IPv6 address space in use cannot currently be calculated.
- For resources that are public IPv4 pools, this is the percentage of IP address space in the pool that's been allocated to Elastic IP addresses (EIPs).

Type: Double

Required: No

### **managementState**

The management state of the resource. For more information about management states, see [Monitor CIDR usage by resource](#) in the *Amazon VPC IPAM User Guide*.

Type: String

Valid Values: managed | unmanaged | ignored

Required: No

### **overlapStatus**

The overlap status of an IPAM resource. The overlap status tells you if the CIDR for a resource overlaps with another CIDR in the scope. For more information on overlap statuses, see [Monitor CIDR usage by resource](#) in the *Amazon VPC IPAM User Guide*.

Type: String

Valid Values: overlapping | nonoverlapping | ignored

Required: No

**resourceCidr**

The CIDR for an IPAM resource.

Type: String

Required: No

**resourceId**

The ID of an IPAM resource.

Type: String

Required: No

**resourceName**

The name of an IPAM resource.

Type: String

Required: No

**resourceOwnerId**

The AWS account number of the owner of an IPAM resource.

Type: String

Required: No

**resourceRegion**

The AWS Region for an IPAM resource.

Type: String

Required: No

**resourceTagSet**

The tags for an IPAM resource.

Type: Array of [IpamResourceTag](#) objects

Required: No

## resourceType

The type of IPAM resource.

Type: String

Valid Values: vpc | subnet | eip | public-ipv4-pool | ipv6-pool | eni

Required: No

## vpId

The ID of a VPC.

Type: String

Required: No

## See Also

For more information about using this API in one of the language-specific AWS SDKs, see the following:

- [AWS SDK for C++](#)
- [AWS SDK for Java V2](#)
- [AWS SDK for Ruby V3](#)

# IpamResourceDiscovery

A resource discovery is an IPAM component that enables IPAM to manage and monitor resources that belong to the owning account.

## Contents

### description

The resource discovery description.

Type: String

Required: No

### ipamResourceDiscoveryArn

The resource discovery Amazon Resource Name (ARN).

Type: String

Required: No

### ipamResourceDiscoveryId

The resource discovery ID.

Type: String

Required: No

### ipamResourceDiscoveryRegion

The resource discovery Region.

Type: String

Required: No

### isDefault

Defines if the resource discovery is the default. The default resource discovery is the resource discovery automatically created when you create an IPAM.

Type: Boolean

Required: No

### **operatingRegionSet**

The operating Regions for the resource discovery. Operating Regions are AWS Regions where the IPAM is allowed to manage IP address CIDRs. IPAM only discovers and monitors resources in the AWS Regions you select as operating Regions.

Type: Array of [IpamOperatingRegion](#) objects

Required: No

### **ownerId**

The ID of the owner.

Type: String

Required: No

### **state**

The lifecycle state of the resource discovery.

- `create-in-progress` - Resource discovery is being created.
- `create-complete` - Resource discovery creation is complete.
- `create-failed` - Resource discovery creation has failed.
- `modify-in-progress` - Resource discovery is being modified.
- `modify-complete` - Resource discovery modification is complete.
- `modify-failed` - Resource discovery modification has failed.
- `delete-in-progress` - Resource discovery is being deleted.
- `delete-complete` - Resource discovery deletion is complete.
- `delete-failed` - Resource discovery deletion has failed.
- `isolate-in-progress` - AWS account that created the resource discovery has been removed and the resource discovery is being isolated.
- `isolate-complete` - Resource discovery isolation is complete.
- `restore-in-progress` - AWS account that created the resource discovery and was isolated has been restored.

Type: String

Valid Values: create-in-progress | create-complete | create-failed | modify-in-progress | modify-complete | modify-failed | delete-in-progress | delete-complete | delete-failed | isolate-in-progress | isolate-complete | restore-in-progress

Required: No

## tagSet

A tag is a label that you assign to an AWS resource. Each tag consists of a key and an optional value. You can use tags to search and filter your resources or track your AWS costs.

Type: Array of [Tag](#) objects

Required: No

## See Also

For more information about using this API in one of the language-specific AWS SDKs, see the following:

- [AWS SDK for C++](#)
- [AWS SDK for Java V2](#)
- [AWS SDK for Ruby V3](#)

# IpamResourceDiscoveryAssociation

An IPAM resource discovery association. An associated resource discovery is a resource discovery that has been associated with an IPAM. IPAM aggregates the resource CIDRs discovered by the associated resource discovery.

## Contents

### **ipamArn**

The IPAM ARN.

Type: String

Length Constraints: Minimum length of 1. Maximum length of 1283.

Required: No

### **ipamId**

The IPAM ID.

Type: String

Required: No

### **ipamRegion**

The IPAM home Region.

Type: String

Required: No

### **ipamResourceDiscoveryAssociationArn**

The resource discovery association Amazon Resource Name (ARN).

Type: String

Required: No

### **ipamResourceDiscoveryAssociationId**

The resource discovery association ID.



Type: String

Required: No

### **ipamResourceDiscoveryId**

The resource discovery ID.

Type: String

Required: No

### **isDefault**

Defines if the resource discovery is the default. When you create an IPAM, a default resource discovery is created for your IPAM and it's associated with your IPAM.

Type: Boolean

Required: No

### **ownerId**

The AWS account ID of the resource discovery owner.

Type: String

Required: No

### **resourceDiscoveryStatus**

The resource discovery status.

- `active` - Connection or permissions required to read the results of the resource discovery are intact.
- `not-found` - Connection or permissions required to read the results of the resource discovery are broken. This may happen if the owner of the resource discovery stopped sharing it or deleted the resource discovery. Verify the resource discovery still exists and the AWS RAM resource share is still intact.

Type: String

Valid Values: `active` | `not-found`

Required: No

## state

The lifecycle state of the association when you associate or disassociate a resource discovery.

- `associate-in-progress` - Resource discovery is being associated.
- `associate-complete` - Resource discovery association is complete.
- `associate-failed` - Resource discovery association has failed.
- `disassociate-in-progress` - Resource discovery is being disassociated.
- `disassociate-complete` - Resource discovery disassociation is complete.
- `disassociate-failed` - Resource discovery disassociation has failed.
- `isolate-in-progress` - AWS account that created the resource discovery association has been removed and the resource discovery association is being isolated.
- `isolate-complete` - Resource discovery isolation is complete..
- `restore-in-progress` - Resource discovery is being restored.

Type: String

Valid Values: `associate-in-progress` | `associate-complete` | `associate-failed` | `disassociate-in-progress` | `disassociate-complete` | `disassociate-failed` | `isolate-in-progress` | `isolate-complete` | `restore-in-progress`

Required: No

## tagSet

A tag is a label that you assign to an AWS resource. Each tag consists of a key and an optional value. You can use tags to search and filter your resources or track your AWS costs.

Type: Array of [Tag](#) objects

Required: No

## See Also

For more information about using this API in one of the language-specific AWS SDKs, see the following:

- [AWS SDK for C++](#)
- [AWS SDK for Java V2](#)

- [AWS SDK for Ruby V3](#)

# IpamResourceTag

The key/value combination of a tag assigned to the resource. Use the tag key in the filter name and the tag value as the filter value. For example, to find all resources that have a tag with the key `Owner` and the value `TeamA`, specify `tag:Owner` for the filter name and `TeamA` for the filter value.

## Contents

### key

The key of a tag assigned to the resource. Use this filter to find all resources assigned a tag with a specific key, regardless of the tag value.

Type: String

Required: No

### value

The value of the tag.

Type: String

Required: No

## See Also

For more information about using this API in one of the language-specific AWS SDKs, see the following:

- [AWS SDK for C++](#)
- [AWS SDK for Java V2](#)
- [AWS SDK for Ruby V3](#)

# IpamScope

In IPAM, a scope is the highest-level container within IPAM. An IPAM contains two default scopes. Each scope represents the IP space for a single network. The private scope is intended for all private IP address space. The public scope is intended for all public IP address space. Scopes enable you to reuse IP addresses across multiple unconnected networks without causing IP address overlap or conflict.

For more information, see [How IPAM works](#) in the *Amazon VPC IPAM User Guide*.

## Contents

### description

The description of the scope.

Type: String

Required: No

### ipamArn

The ARN of the IPAM.

Type: String

Length Constraints: Minimum length of 1. Maximum length of 1283.

Required: No

### ipamRegion

The AWS Region of the IPAM scope.

Type: String

Required: No

### ipamScopeArn

The Amazon Resource Name (ARN) of the scope.

Type: String

Length Constraints: Minimum length of 1. Maximum length of 1283.

Required: No

### **ipamScopeId**

The ID of the scope.

Type: String

Required: No

### **ipamScopeType**

The type of the scope.

Type: String

Valid Values: `public` | `private`

Required: No

### **isDefault**

Defines if the scope is the default scope or not.

Type: Boolean

Required: No

### **ownerId**

The AWS account ID of the owner of the scope.

Type: String

Required: No

### **poolCount**

The number of pools in the scope.

Type: Integer

Required: No

### **state**

The state of the IPAM scope.

Type: String

Valid Values: create-in-progress | create-complete | create-failed | modify-in-progress | modify-complete | modify-failed | delete-in-progress | delete-complete | delete-failed | isolate-in-progress | isolate-complete | restore-in-progress

Required: No

## tagSet

The key/value combination of a tag assigned to the resource. Use the tag key in the filter name and the tag value as the filter value. For example, to find all resources that have a tag with the key `Owner` and the value `TeamA`, specify `tag:Owner` for the filter name and `TeamA` for the filter value.

Type: Array of [Tag](#) objects

Required: No

## See Also

For more information about using this API in one of the language-specific AWS SDKs, see the following:

- [AWS SDK for C++](#)
- [AWS SDK for Java V2](#)
- [AWS SDK for Ruby V3](#)

# IpPermission

Describes the permissions for a security group rule.

## Contents

### **FromPort** (request), **fromPort** (response)

If the protocol is TCP or UDP, this is the start of the port range. If the protocol is ICMP or ICMPv6, this is the ICMP type or -1 (all ICMP types).

Type: Integer

Required: No

### **UserIdGroupPairs** (request), **groups** (response)

The security group and AWS account ID pairs.

Type: Array of [UserIdGroupPair](#) objects

Required: No

### **IpProtocol** (request), **ipProtocol** (response)

The IP protocol name (`tcp`, `udp`, `icmp`, `icmpv6`) or number (see [Protocol Numbers](#)).

Use -1 to specify all protocols. When authorizing security group rules, specifying -1 or a protocol number other than `tcp`, `udp`, `icmp`, or `icmpv6` allows traffic on all ports, regardless of any port range you specify. For `tcp`, `udp`, and `icmp`, you must specify a port range. For `icmpv6`, the port range is optional; if you omit the port range, traffic for all types and codes is allowed.

Type: String

Required: No

### **IpRanges** (request), **ipRanges** (response)

The IPv4 address ranges.

Type: Array of [IpRange](#) objects

Required: No



**Ipv6Ranges** (request), **ipv6Ranges** (response)

The IPv6 address ranges.

Type: Array of [Ipv6Range](#) objects

Required: No

**PrefixListIds** (request), **prefixListIds** (response)

The prefix list IDs.

Type: Array of [PrefixListId](#) objects

Required: No

**ToPort** (request), **toPort** (response)

If the protocol is TCP or UDP, this is the end of the port range. If the protocol is ICMP or ICMPv6, this is the ICMP code or -1 (all ICMP codes). If the start port is -1 (all ICMP types), then the end port must be -1 (all ICMP codes).

Type: Integer

Required: No

## See Also

For more information about using this API in one of the language-specific AWS SDKs, see the following:

- [AWS SDK for C++](#)
- [AWS SDK for Java V2](#)
- [AWS SDK for Ruby V3](#)

# IpRange

Describes an IPv4 address range.

## Contents

**CidrIp** (request), **cidrIp** (response)

The IPv4 address range. You can either specify a CIDR block or a source security group, not both. To specify a single IPv4 address, use the /32 prefix length.

Type: String

Required: No

**Description** (request), **description** (response)

A description for the security group rule that references this IPv4 address range.

Constraints: Up to 255 characters in length. Allowed characters are a-z, A-Z, 0-9, spaces, and `._-:/()#,@[]+=&;{}!$*`

Type: String

Required: No

## See Also

For more information about using this API in one of the language-specific AWS SDKs, see the following:

- [AWS SDK for C++](#)
- [AWS SDK for Java V2](#)
- [AWS SDK for Ruby V3](#)

# Ipv4PrefixSpecification

Describes an IPv4 prefix.

## Contents

### ipv4Prefix

The IPv4 prefix. For information, see [Assigning prefixes to network interfaces](#) in the *Amazon EC2 User Guide*.

Type: String

Required: No

## See Also

For more information about using this API in one of the language-specific AWS SDKs, see the following:

- [AWS SDK for C++](#)
- [AWS SDK for Java V2](#)
- [AWS SDK for Ruby V3](#)

# Ipv4PrefixSpecificationRequest

Describes the IPv4 prefix option for a network interface.

## Contents

**Ipv4Prefix** (request), **Ipv4Prefix** (response)

The IPv4 prefix. For information, see [Assigning prefixes to network interfaces](#) in the *Amazon EC2 User Guide*.

Type: String

Required: No

## See Also

For more information about using this API in one of the language-specific AWS SDKs, see the following:

- [AWS SDK for C++](#)
- [AWS SDK for Java V2](#)
- [AWS SDK for Ruby V3](#)

# Ipv4PrefixSpecificationResponse

Information about the IPv4 delegated prefixes assigned to a network interface.

## Contents

### ipv4Prefix

The IPv4 delegated prefixes assigned to the network interface.

Type: String

Required: No

## See Also

For more information about using this API in one of the language-specific AWS SDKs, see the following:

- [AWS SDK for C++](#)
- [AWS SDK for Java V2](#)
- [AWS SDK for Ruby V3](#)

# Ipv6CidrAssociation

Describes an IPv6 CIDR block association.

## Contents

### **associatedResource**

The resource that's associated with the IPv6 CIDR block.

Type: String

Required: No

### **ipv6Cidr**

The IPv6 CIDR block.

Type: String

Required: No

## See Also

For more information about using this API in one of the language-specific AWS SDKs, see the following:

- [AWS SDK for C++](#)
- [AWS SDK for Java V2](#)
- [AWS SDK for Ruby V3](#)

# Ipv6CidrBlock

Describes an IPv6 CIDR block.

## Contents

### ipv6CidrBlock

The IPv6 CIDR block.

Type: String

Required: No

## See Also

For more information about using this API in one of the language-specific AWS SDKs, see the following:

- [AWS SDK for C++](#)
- [AWS SDK for Java V2](#)
- [AWS SDK for Ruby V3](#)

# Ipv6Pool

Describes an IPv6 address pool.

## Contents

### description

The description for the address pool.

Type: String

Required: No

### poolCidrBlockSet

The CIDR blocks for the address pool.

Type: Array of [PoolCidrBlock](#) objects

Required: No

### poolId

The ID of the address pool.

Type: String

Required: No

### tagSet

Any tags for the address pool.

Type: Array of [Tag](#) objects

Required: No

## See Also

For more information about using this API in one of the language-specific AWS SDKs, see the following:

- [AWS SDK for C++](#)



- [AWS SDK for Java V2](#)
- [AWS SDK for Ruby V3](#)

# Ipv6PrefixSpecification

Describes the IPv6 prefix.

## Contents

### ipv6Prefix

The IPv6 prefix.

Type: String

Required: No

## See Also

For more information about using this API in one of the language-specific AWS SDKs, see the following:

- [AWS SDK for C++](#)
- [AWS SDK for Java V2](#)
- [AWS SDK for Ruby V3](#)

# Ipv6PrefixSpecificationRequest

Describes the IPv4 prefix option for a network interface.

## Contents

**Ipv6Prefix** (request), **Ipv6Prefix** (response)

The IPv6 prefix.

Type: String

Required: No

## See Also

For more information about using this API in one of the language-specific AWS SDKs, see the following:

- [AWS SDK for C++](#)
- [AWS SDK for Java V2](#)
- [AWS SDK for Ruby V3](#)

# Ipv6PrefixSpecificationResponse

Information about the IPv6 delegated prefixes assigned to a network interface.

## Contents

### ipv6Prefix

The IPv6 delegated prefixes assigned to the network interface.

Type: String

Required: No

## See Also

For more information about using this API in one of the language-specific AWS SDKs, see the following:

- [AWS SDK for C++](#)
- [AWS SDK for Java V2](#)
- [AWS SDK for Ruby V3](#)

# Ipv6Range

Describes an IPv6 address range.

## Contents

**CidrIpv6** (request), **cidrIpv6** (response)

The IPv6 address range. You can either specify a CIDR block or a source security group, not both. To specify a single IPv6 address, use the /128 prefix length.

Type: String

Required: No

**Description** (request), **description** (response)

A description for the security group rule that references this IPv6 address range.

Constraints: Up to 255 characters in length. Allowed characters are a-z, A-Z, 0-9, spaces, and `._-:/()#,@[]+=&;{}!$*`

Type: String

Required: No

## See Also

For more information about using this API in one of the language-specific AWS SDKs, see the following:

- [AWS SDK for C++](#)
- [AWS SDK for Java V2](#)
- [AWS SDK for Ruby V3](#)

# KeyPairInfo

Describes a key pair.

## Contents

### createTime

If you used Amazon EC2 to create the key pair, this is the date and time when the key was created, in [ISO 8601 date-time format](#), in the UTC time zone.

If you imported an existing key pair to Amazon EC2, this is the date and time the key was imported, in [ISO 8601 date-time format](#), in the UTC time zone.

Type: Timestamp

Required: No

### keyFingerprint

If you used [CreateKeyPair](#) to create the key pair:

- For RSA key pairs, the key fingerprint is the SHA-1 digest of the DER encoded private key.
- For ED25519 key pairs, the key fingerprint is the base64-encoded SHA-256 digest, which is the default for OpenSSH, starting with [OpenSSH 6.8](#).

If you used [ImportKeyPair](#) to provide AWS the public key:

- For RSA key pairs, the key fingerprint is the MD5 public key fingerprint as specified in section 4 of RFC4716.
- For ED25519 key pairs, the key fingerprint is the base64-encoded SHA-256 digest, which is the default for OpenSSH, starting with [OpenSSH 6.8](#).

Type: String

Required: No

### keyName

The name of the key pair.

Type: String

Required: No

**keyPairId**

The ID of the key pair.

Type: String

Required: No

**keyType**

The type of key pair.

Type: String

Valid Values: `rsa` | `ed25519`

Required: No

**publicKey**

The public key material.

Type: String

Required: No

**tagSet**

Any tags applied to the key pair.

Type: Array of [Tag](#) objects

Required: No

**See Also**

For more information about using this API in one of the language-specific AWS SDKs, see the following:

- [AWS SDK for C++](#)
- [AWS SDK for Java V2](#)
- [AWS SDK for Ruby V3](#)

# LastError

The last error that occurred for a VPC endpoint.

## Contents

### code

The error code for the VPC endpoint error.

Type: String

Required: No

### message

The error message for the VPC endpoint error.

Type: String

Required: No

## See Also

For more information about using this API in one of the language-specific AWS SDKs, see the following:

- [AWS SDK for C++](#)
- [AWS SDK for Java V2](#)
- [AWS SDK for Ruby V3](#)



# LaunchPermission

Describes a launch permission.

## Contents

### **Group** (request), **group** (response)

The name of the group.

Type: String

Valid Values: all

Required: No

### **OrganizationalUnitArn** (request), **organizationalUnitArn** (response)

The Amazon Resource Name (ARN) of an organizational unit (OU).

Type: String

Required: No

### **OrganizationArn** (request), **organizationArn** (response)

The Amazon Resource Name (ARN) of an organization.

Type: String

Required: No

### **UserId** (request), **userId** (response)

The AWS account ID.

Constraints: Up to 10 000 account IDs can be specified in a single request.

Type: String

Required: No

## See Also

For more information about using this API in one of the language-specific AWS SDKs, see the following:

- [AWS SDK for C++](#)
- [AWS SDK for Java V2](#)
- [AWS SDK for Ruby V3](#)

# LaunchPermissionModifications

Describes a launch permission modification.

## Contents

### Add

The AWS account ID, organization ARN, or OU ARN to add to the list of launch permissions for the AMI.

Type: Array of [LaunchPermission](#) objects

Required: No

### Remove

The AWS account ID, organization ARN, or OU ARN to remove from the list of launch permissions for the AMI.

Type: Array of [LaunchPermission](#) objects

Required: No

## See Also

For more information about using this API in one of the language-specific AWS SDKs, see the following:

- [AWS SDK for C++](#)
- [AWS SDK for Java V2](#)
- [AWS SDK for Ruby V3](#)

# LaunchSpecification

Describes the launch specification for an instance.

## Contents

### addressingType

Deprecated.

Type: String

Required: No

### blockDeviceMapping

The block device mapping entries.

Type: Array of [BlockDeviceMapping](#) objects

Required: No

### ebsOptimized

Indicates whether the instance is optimized for EBS I/O. This optimization provides dedicated throughput to Amazon EBS and an optimized configuration stack to provide optimal EBS I/O performance. This optimization isn't available with all instance types. Additional usage charges apply when using an EBS Optimized instance.

Default: false

Type: Boolean

Required: No

### groupSet

The IDs of the security groups.

Type: Array of [GroupIdentifier](#) objects

Required: No

### iamInstanceProfile

The IAM instance profile.

Type: [IamInstanceProfileSpecification](#) object

Required: No

### **imageId**

The ID of the AMI.

Type: String

Required: No

### **instanceType**

The instance type. Only one instance type can be specified.

Type: String

Valid Values: a1.medium | a1.large | a1.xlarge | a1.2xlarge | a1.4xlarge | a1.metal | c1.medium | c1.xlarge | c3.large | c3.xlarge | c3.2xlarge | c3.4xlarge | c3.8xlarge | c4.large | c4.xlarge | c4.2xlarge | c4.4xlarge | c4.8xlarge | c5.large | c5.xlarge | c5.2xlarge | c5.4xlarge | c5.9xlarge | c5.12xlarge | c5.18xlarge | c5.24xlarge | c5.metal | c5a.large | c5a.xlarge | c5a.2xlarge | c5a.4xlarge | c5a.8xlarge | c5a.12xlarge | c5a.16xlarge | c5a.24xlarge | c5ad.large | c5ad.xlarge | c5ad.2xlarge | c5ad.4xlarge | c5ad.8xlarge | c5ad.12xlarge | c5ad.16xlarge | c5ad.24xlarge | c5d.large | c5d.xlarge | c5d.2xlarge | c5d.4xlarge | c5d.9xlarge | c5d.12xlarge | c5d.18xlarge | c5d.24xlarge | c5d.metal | c5n.large | c5n.xlarge | c5n.2xlarge | c5n.4xlarge | c5n.9xlarge | c5n.18xlarge | c5n.metal | c6g.medium | c6g.large | c6g.xlarge | c6g.2xlarge | c6g.4xlarge | c6g.8xlarge | c6g.12xlarge | c6g.16xlarge | c6g.metal | c6gd.medium | c6gd.large | c6gd.xlarge | c6gd.2xlarge | c6gd.4xlarge | c6gd.8xlarge | c6gd.12xlarge | c6gd.16xlarge | c6gd.metal | c6gn.medium | c6gn.large | c6gn.xlarge | c6gn.2xlarge | c6gn.4xlarge | c6gn.8xlarge | c6gn.12xlarge | c6gn.16xlarge | c6i.large | c6i.xlarge | c6i.2xlarge | c6i.4xlarge | c6i.8xlarge | c6i.12xlarge | c6i.16xlarge | c6i.24xlarge | c6i.32xlarge | c6i.metal | cc1.4xlarge | cc2.8xlarge | cg1.4xlarge | cr1.8xlarge | d2.xlarge | d2.2xlarge | d2.4xlarge | d2.8xlarge | d3.xlarge | d3.2xlarge | d3.4xlarge | d3.8xlarge | d3en.xlarge | d3en.2xlarge | d3en.4xlarge | d3en.6xlarge | d3en.8xlarge | d3en.12xlarge |

dl1.24xlarge | f1.2xlarge | f1.4xlarge | f1.16xlarge | g2.2xlarge  
| g2.8xlarge | g3.4xlarge | g3.8xlarge | g3.16xlarge | g3s.xlarge |  
g4ad.xlarge | g4ad.2xlarge | g4ad.4xlarge | g4ad.8xlarge | g4ad.16xlarge  
| g4dn.xlarge | g4dn.2xlarge | g4dn.4xlarge | g4dn.8xlarge |  
g4dn.12xlarge | g4dn.16xlarge | g4dn.metal | g5.xlarge | g5.2xlarge  
| g5.4xlarge | g5.8xlarge | g5.12xlarge | g5.16xlarge | g5.24xlarge |  
g5.48xlarge | g5g.xlarge | g5g.2xlarge | g5g.4xlarge | g5g.8xlarge |  
g5g.16xlarge | g5g.metal | hi1.4xlarge | hpc6a.48xlarge | hs1.8xlarge  
| h1.2xlarge | h1.4xlarge | h1.8xlarge | h1.16xlarge | i2.xlarge  
| i2.2xlarge | i2.4xlarge | i2.8xlarge | i3.large | i3.xlarge |  
i3.2xlarge | i3.4xlarge | i3.8xlarge | i3.16xlarge | i3.metal |  
i3en.large | i3en.xlarge | i3en.2xlarge | i3en.3xlarge | i3en.6xlarge |  
i3en.12xlarge | i3en.24xlarge | i3en.metal | im4gn.large | im4gn.xlarge  
| im4gn.2xlarge | im4gn.4xlarge | im4gn.8xlarge | im4gn.16xlarge  
| inf1.xlarge | inf1.2xlarge | inf1.6xlarge | inf1.24xlarge |  
is4gen.medium | is4gen.large | is4gen.xlarge | is4gen.2xlarge |  
is4gen.4xlarge | is4gen.8xlarge | m1.small | m1.medium | m1.large  
| m1.xlarge | m2.xlarge | m2.2xlarge | m2.4xlarge | m3.medium |  
m3.large | m3.xlarge | m3.2xlarge | m4.large | m4.xlarge | m4.2xlarge  
| m4.4xlarge | m4.10xlarge | m4.16xlarge | m5.large | m5.xlarge |  
m5.2xlarge | m5.4xlarge | m5.8xlarge | m5.12xlarge | m5.16xlarge  
| m5.24xlarge | m5.metal | m5a.large | m5a.xlarge | m5a.2xlarge |  
m5a.4xlarge | m5a.8xlarge | m5a.12xlarge | m5a.16xlarge | m5a.24xlarge  
| m5ad.large | m5ad.xlarge | m5ad.2xlarge | m5ad.4xlarge | m5ad.8xlarge  
| m5ad.12xlarge | m5ad.16xlarge | m5ad.24xlarge | m5d.large | m5d.xlarge  
| m5d.2xlarge | m5d.4xlarge | m5d.8xlarge | m5d.12xlarge | m5d.16xlarge  
| m5d.24xlarge | m5d.metal | m5dn.large | m5dn.xlarge | m5dn.2xlarge  
| m5dn.4xlarge | m5dn.8xlarge | m5dn.12xlarge | m5dn.16xlarge |  
m5dn.24xlarge | m5dn.metal | m5n.large | m5n.xlarge | m5n.2xlarge |  
m5n.4xlarge | m5n.8xlarge | m5n.12xlarge | m5n.16xlarge | m5n.24xlarge  
| m5n.metal | m5zn.large | m5zn.xlarge | m5zn.2xlarge | m5zn.3xlarge  
| m5zn.6xlarge | m5zn.12xlarge | m5zn.metal | m6a.large | m6a.xlarge |  
m6a.2xlarge | m6a.4xlarge | m6a.8xlarge | m6a.12xlarge | m6a.16xlarge  
| m6a.24xlarge | m6a.32xlarge | m6a.48xlarge | m6g.metal | m6g.medium  
| m6g.large | m6g.xlarge | m6g.2xlarge | m6g.4xlarge | m6g.8xlarge |  
m6g.12xlarge | m6g.16xlarge | m6gd.metal | m6gd.medium | m6gd.large |

m6gd.xlarge | m6gd.2xlarge | m6gd.4xlarge | m6gd.8xlarge | m6gd.12xlarge  
| m6gd.16xlarge | m6i.large | m6i.xlarge | m6i.2xlarge | m6i.4xlarge |  
m6i.8xlarge | m6i.12xlarge | m6i.16xlarge | m6i.24xlarge | m6i.32xlarge  
| m6i.metal | mac1.metal | p2.xlarge | p2.8xlarge | p2.16xlarge |  
p3.2xlarge | p3.8xlarge | p3.16xlarge | p3dn.24xlarge | p4d.24xlarge |  
r3.large | r3.xlarge | r3.2xlarge | r3.4xlarge | r3.8xlarge | r4.large  
| r4.xlarge | r4.2xlarge | r4.4xlarge | r4.8xlarge | r4.16xlarge  
| r5.large | r5.xlarge | r5.2xlarge | r5.4xlarge | r5.8xlarge |  
r5.12xlarge | r5.16xlarge | r5.24xlarge | r5.metal | r5a.large |  
r5a.xlarge | r5a.2xlarge | r5a.4xlarge | r5a.8xlarge | r5a.12xlarge |  
r5a.16xlarge | r5a.24xlarge | r5ad.large | r5ad.xlarge | r5ad.2xlarge  
| r5ad.4xlarge | r5ad.8xlarge | r5ad.12xlarge | r5ad.16xlarge |  
r5ad.24xlarge | r5b.large | r5b.xlarge | r5b.2xlarge | r5b.4xlarge |  
r5b.8xlarge | r5b.12xlarge | r5b.16xlarge | r5b.24xlarge | r5b.metal  
| r5d.large | r5d.xlarge | r5d.2xlarge | r5d.4xlarge | r5d.8xlarge |  
r5d.12xlarge | r5d.16xlarge | r5d.24xlarge | r5d.metal | r5dn.large |  
r5dn.xlarge | r5dn.2xlarge | r5dn.4xlarge | r5dn.8xlarge | r5dn.12xlarge  
| r5dn.16xlarge | r5dn.24xlarge | r5dn.metal | r5n.large | r5n.xlarge  
| r5n.2xlarge | r5n.4xlarge | r5n.8xlarge | r5n.12xlarge | r5n.16xlarge  
| r5n.24xlarge | r5n.metal | r6g.medium | r6g.large | r6g.xlarge |  
r6g.2xlarge | r6g.4xlarge | r6g.8xlarge | r6g.12xlarge | r6g.16xlarge  
| r6g.metal | r6gd.medium | r6gd.large | r6gd.xlarge | r6gd.2xlarge  
| r6gd.4xlarge | r6gd.8xlarge | r6gd.12xlarge | r6gd.16xlarge |  
r6gd.metal | r6i.large | r6i.xlarge | r6i.2xlarge | r6i.4xlarge |  
r6i.8xlarge | r6i.12xlarge | r6i.16xlarge | r6i.24xlarge | r6i.32xlarge  
| r6i.metal | t1.micro | t2.nano | t2.micro | t2.small | t2.medium |  
t2.large | t2.xlarge | t2.2xlarge | t3.nano | t3.micro | t3.small |  
t3.medium | t3.large | t3.xlarge | t3.2xlarge | t3a.nano | t3a.micro  
| t3a.small | t3a.medium | t3a.large | t3a.xlarge | t3a.2xlarge |  
t4g.nano | t4g.micro | t4g.small | t4g.medium | t4g.large | t4g.xlarge  
| t4g.2xlarge | u-6tb1.56xlarge | u-6tb1.112xlarge | u-9tb1.112xlarge  
| u-12tb1.112xlarge | u-6tb1.metal | u-9tb1.metal | u-12tb1.metal |  
u-18tb1.metal | u-24tb1.metal | vt1.3xlarge | vt1.6xlarge | vt1.24xlarge  
| x1.16xlarge | x1.32xlarge | x1e.xlarge | x1e.2xlarge | x1e.4xlarge  
| x1e.8xlarge | x1e.16xlarge | x1e.32xlarge | x2iezn.2xlarge |  
x2iezn.4xlarge | x2iezn.6xlarge | x2iezn.8xlarge | x2iezn.12xlarge |

x2iezn.metal | x2gd.medium | x2gd.large | x2gd.xlarge | x2gd.2xlarge  
| x2gd.4xlarge | x2gd.8xlarge | x2gd.12xlarge | x2gd.16xlarge |  
x2gd.metal | z1d.large | z1d.xlarge | z1d.2xlarge | z1d.3xlarge |  
z1d.6xlarge | z1d.12xlarge | z1d.metal | x2idn.16xlarge | x2idn.24xlarge  
| x2idn.32xlarge | x2iedn.xlarge | x2iedn.2xlarge | x2iedn.4xlarge |  
x2iedn.8xlarge | x2iedn.16xlarge | x2iedn.24xlarge | x2iedn.32xlarge  
| c6a.large | c6a.xlarge | c6a.2xlarge | c6a.4xlarge | c6a.8xlarge |  
c6a.12xlarge | c6a.16xlarge | c6a.24xlarge | c6a.32xlarge | c6a.48xlarge  
| c6a.metal | m6a.metal | i4i.large | i4i.xlarge | i4i.2xlarge |  
i4i.4xlarge | i4i.8xlarge | i4i.16xlarge | i4i.32xlarge | i4i.metal  
| x2idn.metal | x2iedn.metal | c7g.medium | c7g.large | c7g.xlarge |  
c7g.2xlarge | c7g.4xlarge | c7g.8xlarge | c7g.12xlarge | c7g.16xlarge  
| mac2.metal | c6id.large | c6id.xlarge | c6id.2xlarge | c6id.4xlarge  
| c6id.8xlarge | c6id.12xlarge | c6id.16xlarge | c6id.24xlarge |  
c6id.32xlarge | c6id.metal | m6id.large | m6id.xlarge | m6id.2xlarge  
| m6id.4xlarge | m6id.8xlarge | m6id.12xlarge | m6id.16xlarge |  
m6id.24xlarge | m6id.32xlarge | m6id.metal | r6id.large | r6id.xlarge  
| r6id.2xlarge | r6id.4xlarge | r6id.8xlarge | r6id.12xlarge |  
r6id.16xlarge | r6id.24xlarge | r6id.32xlarge | r6id.metal | r6a.large  
| r6a.xlarge | r6a.2xlarge | r6a.4xlarge | r6a.8xlarge | r6a.12xlarge  
| r6a.16xlarge | r6a.24xlarge | r6a.32xlarge | r6a.48xlarge |  
r6a.metal | p4de.24xlarge | u-3tb1.56xlarge | u-18tb1.112xlarge |  
u-24tb1.112xlarge | trn1.2xlarge | trn1.32xlarge | hpc6id.32xlarge |  
c6in.large | c6in.xlarge | c6in.2xlarge | c6in.4xlarge | c6in.8xlarge  
| c6in.12xlarge | c6in.16xlarge | c6in.24xlarge | c6in.32xlarge |  
m6in.large | m6in.xlarge | m6in.2xlarge | m6in.4xlarge | m6in.8xlarge  
| m6in.12xlarge | m6in.16xlarge | m6in.24xlarge | m6in.32xlarge  
| m6idn.large | m6idn.xlarge | m6idn.2xlarge | m6idn.4xlarge |  
m6idn.8xlarge | m6idn.12xlarge | m6idn.16xlarge | m6idn.24xlarge |  
m6idn.32xlarge | r6in.large | r6in.xlarge | r6in.2xlarge | r6in.4xlarge  
| r6in.8xlarge | r6in.12xlarge | r6in.16xlarge | r6in.24xlarge  
| r6in.32xlarge | r6idn.large | r6idn.xlarge | r6idn.2xlarge |  
r6idn.4xlarge | r6idn.8xlarge | r6idn.12xlarge | r6idn.16xlarge |  
r6idn.24xlarge | r6idn.32xlarge | c7g.metal | m7g.medium | m7g.large  
| m7g.xlarge | m7g.2xlarge | m7g.4xlarge | m7g.8xlarge | m7g.12xlarge  
| m7g.16xlarge | m7g.metal | r7g.medium | r7g.large | r7g.xlarge |



r7g.2xlarge | r7g.4xlarge | r7g.8xlarge | r7g.12xlarge | r7g.16xlarge  
| r7g.metal | c6in.metal | m6in.metal | m6idn.metal | r6in.metal |  
r6idn.metal | inf2.xlarge | inf2.8xlarge | inf2.24xlarge | inf2.48xlarge  
| trn1n.32xlarge | i4g.large | i4g.xlarge | i4g.2xlarge | i4g.4xlarge  
| i4g.8xlarge | i4g.16xlarge | hpc7g.4xlarge | hpc7g.8xlarge |  
hpc7g.16xlarge | c7gn.medium | c7gn.large | c7gn.xlarge | c7gn.2xlarge  
| c7gn.4xlarge | c7gn.8xlarge | c7gn.12xlarge | c7gn.16xlarge |  
p5.48xlarge | m7i.large | m7i.xlarge | m7i.2xlarge | m7i.4xlarge |  
m7i.8xlarge | m7i.12xlarge | m7i.16xlarge | m7i.24xlarge | m7i.48xlarge  
| m7i-flex.large | m7i-flex.xlarge | m7i-flex.2xlarge | m7i-flex.4xlarge  
| m7i-flex.8xlarge | m7a.medium | m7a.large | m7a.xlarge | m7a.2xlarge |  
m7a.4xlarge | m7a.8xlarge | m7a.12xlarge | m7a.16xlarge | m7a.24xlarge  
| m7a.32xlarge | m7a.48xlarge | m7a.metal-48xl | hpc7a.12xlarge |  
hpc7a.24xlarge | hpc7a.48xlarge | hpc7a.96xlarge | c7gd.medium |  
c7gd.large | c7gd.xlarge | c7gd.2xlarge | c7gd.4xlarge | c7gd.8xlarge |  
c7gd.12xlarge | c7gd.16xlarge | m7gd.medium | m7gd.large | m7gd.xlarge  
| m7gd.2xlarge | m7gd.4xlarge | m7gd.8xlarge | m7gd.12xlarge |  
m7gd.16xlarge | r7gd.medium | r7gd.large | r7gd.xlarge | r7gd.2xlarge |  
r7gd.4xlarge | r7gd.8xlarge | r7gd.12xlarge | r7gd.16xlarge | r7a.medium  
| r7a.large | r7a.xlarge | r7a.2xlarge | r7a.4xlarge | r7a.8xlarge |  
r7a.12xlarge | r7a.16xlarge | r7a.24xlarge | r7a.32xlarge | r7a.48xlarge  
| c7i.large | c7i.xlarge | c7i.2xlarge | c7i.4xlarge | c7i.8xlarge  
| c7i.12xlarge | c7i.16xlarge | c7i.24xlarge | c7i.48xlarge | mac2-  
m2pro.metal | r7iz.large | r7iz.xlarge | r7iz.2xlarge | r7iz.4xlarge  
| r7iz.8xlarge | r7iz.12xlarge | r7iz.16xlarge | r7iz.32xlarge |  
c7a.medium | c7a.large | c7a.xlarge | c7a.2xlarge | c7a.4xlarge |  
c7a.8xlarge | c7a.12xlarge | c7a.16xlarge | c7a.24xlarge | c7a.32xlarge  
| c7a.48xlarge | c7a.metal-48xl | r7a.metal-48xl | r7i.large |  
r7i.xlarge | r7i.2xlarge | r7i.4xlarge | r7i.8xlarge | r7i.12xlarge  
| r7i.16xlarge | r7i.24xlarge | r7i.48xlarge | dl2q.24xlarge | mac2-  
m2.metal | i4i.12xlarge | i4i.24xlarge | c7i.metal-24xl | c7i.metal-48xl  
| m7i.metal-24xl | m7i.metal-48xl | r7i.metal-24xl | r7i.metal-48xl |  
r7iz.metal-16xl | r7iz.metal-32xl | c7gd.metal | m7gd.metal | r7gd.metal  
| g6.xlarge | g6.2xlarge | g6.4xlarge | g6.8xlarge | g6.12xlarge |  
g6.16xlarge | g6.24xlarge | g6.48xlarge | gr6.4xlarge | gr6.8xlarge |  
c7i-flex.large | c7i-flex.xlarge | c7i-flex.2xlarge | c7i-flex.4xlarge

| c7i-flex.8xlarge | u7i-12tb.224xlarge | u7in-16tb.224xlarge |  
u7in-24tb.224xlarge | u7in-32tb.224xlarge | u7ib-12tb.224xlarge |  
c7gn.metal | r8g.medium | r8g.large | r8g.xlarge | r8g.2xlarge |  
r8g.4xlarge | r8g.8xlarge | r8g.12xlarge | r8g.16xlarge | r8g.24xlarge |  
r8g.48xlarge | r8g.metal-24x1 | r8g.metal-48x1 | mac2-m1ultra.metal

Required: No

### **kernelId**

The ID of the kernel.

Type: String

Required: No

### **keyName**

The name of the key pair.

Type: String

Required: No

### **monitoring**

Describes the monitoring of an instance.

Type: [RunInstancesMonitoringEnabled](#) object

Required: No

### **networkInterfaceSet**

The network interfaces. If you specify a network interface, you must specify subnet IDs and security group IDs using the network interface.

Type: Array of [InstanceNetworkInterfaceSpecification](#) objects

Required: No

### **placement**

The placement information for the instance.

Type: [SpotPlacement](#) object

Required: No

### **ramdiskId**

The ID of the RAM disk.

Type: String

Required: No

### **subnetId**

The ID of the subnet in which to launch the instance.

Type: String

Required: No

### **userData**

The base64-encoded user data that instances use when starting up. User data is limited to 16 KB.

Type: String

Required: No

## **See Also**

For more information about using this API in one of the language-specific AWS SDKs, see the following:

- [AWS SDK for C++](#)
- [AWS SDK for Java V2](#)
- [AWS SDK for Ruby V3](#)

# LaunchTemplate

Describes a launch template.

## Contents

### **createdBy**

The principal that created the launch template.

Type: String

Required: No

### **createTime**

The time launch template was created.

Type: Timestamp

Required: No

### **defaultVersionNumber**

The version number of the default version of the launch template.

Type: Long

Required: No

### **latestVersionNumber**

The version number of the latest version of the launch template.

Type: Long

Required: No

### **launchTemplateId**

The ID of the launch template.

Type: String

Required: No

## launchTemplateName

The name of the launch template.

Type: String

Length Constraints: Minimum length of 3. Maximum length of 128.

Pattern: `[a-zA-Z0-9\(\)\.\-/_]+`

Required: No

## tagSet

The tags for the launch template.

Type: Array of [Tag](#) objects

Required: No

## See Also

For more information about using this API in one of the language-specific AWS SDKs, see the following:

- [AWS SDK for C++](#)
- [AWS SDK for Java V2](#)
- [AWS SDK for Ruby V3](#)

# LaunchTemplateAndOverridesResponse

Describes a launch template and overrides.

## Contents

### launchTemplateSpecification

The launch template.

Type: [FleetLaunchTemplateSpecification](#) object

Required: No

### overrides

Any parameters that you specify override the same parameters in the launch template.

Type: [FleetLaunchTemplateOverrides](#) object

Required: No

## See Also

For more information about using this API in one of the language-specific AWS SDKs, see the following:

- [AWS SDK for C++](#)
- [AWS SDK for Java V2](#)
- [AWS SDK for Ruby V3](#)

# LaunchTemplateBlockDeviceMapping

Describes a block device mapping.

## Contents

### deviceName

The device name.

Type: String

Required: No

### ebs

Information about the block device for an EBS volume.

Type: [LaunchTemplateEbsBlockDevice](#) object

Required: No

### noDevice

To omit the device from the block device mapping, specify an empty string.

Type: String

Required: No

### virtualName

The virtual device name (ephemeralN).

Type: String

Required: No

## See Also

For more information about using this API in one of the language-specific AWS SDKs, see the following:

- [AWS SDK for C++](#)

- [AWS SDK for Java V2](#)
- [AWS SDK for Ruby V3](#)



# LaunchTemplateBlockDeviceMappingRequest

Describes a block device mapping.

## Contents

### DeviceName

The device name (for example, `/dev/sdh` or `xvdh`).

Type: String

Required: No

### Ebs

Parameters used to automatically set up EBS volumes when the instance is launched.

Type: [LaunchTemplateEbsBlockDeviceRequest](#) object

Required: No

### NoDevice

To omit the device from the block device mapping, specify an empty string.

Type: String

Required: No

### VirtualName

The virtual device name (ephemeralN). Instance store volumes are numbered starting from 0. An instance type with 2 available instance store volumes can specify mappings for ephemeral0 and ephemeral1. The number of available instance store volumes depends on the instance type. After you connect to the instance, you must mount the volume.

Type: String

Required: No

## See Also

For more information about using this API in one of the language-specific AWS SDKs, see the following:

- [AWS SDK for C++](#)
- [AWS SDK for Java V2](#)
- [AWS SDK for Ruby V3](#)

# LaunchTemplateCapacityReservationSpecificationRequest

Describes an instance's Capacity Reservation targeting option. You can specify only one option at a time. Use the `CapacityReservationPreference` parameter to configure the instance to run in On-Demand capacity or to run in any open Capacity Reservation that has matching attributes (instance type, platform, Availability Zone). Use the `CapacityReservationTarget` parameter to explicitly target a specific Capacity Reservation or a Capacity Reservation group.

## Contents

### CapacityReservationPreference

Indicates the instance's Capacity Reservation preferences. Possible preferences include:

- `open` - The instance can run in any open Capacity Reservation that has matching attributes (instance type, platform, Availability Zone).
- `none` - The instance avoids running in a Capacity Reservation even if one is available. The instance runs in On-Demand capacity.

Type: String

Valid Values: `open` | `none`

Required: No

### CapacityReservationTarget

Information about the target Capacity Reservation or Capacity Reservation group.

Type: [CapacityReservationTarget](#) object

Required: No

## See Also

For more information about using this API in one of the language-specific AWS SDKs, see the following:

- [AWS SDK for C++](#)
- [AWS SDK for Java V2](#)

- [AWS SDK for Ruby V3](#)

# LaunchTemplateCapacityReservationSpecificationResponse

Information about the Capacity Reservation targeting option.

## Contents

### capacityReservationPreference

Indicates the instance's Capacity Reservation preferences. Possible preferences include:

- `open` - The instance can run in any open Capacity Reservation that has matching attributes (instance type, platform, Availability Zone).
- `none` - The instance avoids running in a Capacity Reservation even if one is available. The instance runs in On-Demand capacity.

Type: String

Valid Values: `open` | `none`

Required: No

### capacityReservationTarget

Information about the target Capacity Reservation or Capacity Reservation group.

Type: [CapacityReservationTargetResponse](#) object

Required: No

## See Also

For more information about using this API in one of the language-specific AWS SDKs, see the following:

- [AWS SDK for C++](#)
- [AWS SDK for Java V2](#)
- [AWS SDK for Ruby V3](#)

# LaunchTemplateConfig

Describes a launch template and overrides.

## Contents

**LaunchTemplateSpecification** (request), **launchTemplateSpecification** (response)

The launch template to use. Make sure that the launch template does not contain the `NetworkInterfaceId` parameter because you can't specify a network interface ID in a Spot Fleet.

Type: [FleetLaunchTemplateSpecification](#) object

Required: No

**Overrides** (request), **overrides** (response)

Any parameters that you specify override the same parameters in the launch template.

Type: Array of [LaunchTemplateOverrides](#) objects

Required: No

## See Also

For more information about using this API in one of the language-specific AWS SDKs, see the following:

- [AWS SDK for C++](#)
- [AWS SDK for Java V2](#)
- [AWS SDK for Ruby V3](#)

# LaunchTemplateCpuOptions

The CPU options for the instance.

## Contents

### amdSevSnp

Indicates whether the instance is enabled for AMD SEV-SNP. For more information, see [AMD SEV-SNP](#).

Type: String

Valid Values: enabled | disabled

Required: No

### coreCount

The number of CPU cores for the instance.

Type: Integer

Required: No

### threadsPerCore

The number of threads per CPU core.

Type: Integer

Required: No

## See Also

For more information about using this API in one of the language-specific AWS SDKs, see the following:

- [AWS SDK for C++](#)
- [AWS SDK for Java V2](#)
- [AWS SDK for Ruby V3](#)





# LaunchTemplateCpuOptionsRequest

The CPU options for the instance. Both the core count and threads per core must be specified in the request.

## Contents

### AmdSevSnp

Indicates whether to enable the instance for AMD SEV-SNP. AMD SEV-SNP is supported with M6a, R6a, and C6a instance types only. For more information, see [AMD SEV-SNP](#).

Type: String

Valid Values: enabled | disabled

Required: No

### CoreCount

The number of CPU cores for the instance.

Type: Integer

Required: No

### ThreadsPerCore

The number of threads per CPU core. To disable multithreading for the instance, specify a value of 1. Otherwise, specify the default value of 2.

Type: Integer

Required: No

## See Also

For more information about using this API in one of the language-specific AWS SDKs, see the following:

- [AWS SDK for C++](#)
- [AWS SDK for Java V2](#)

- [AWS SDK for Ruby V3](#)

# LaunchTemplateEbsBlockDevice

Describes a block device for an EBS volume.

## Contents

### **deleteOnTermination**

Indicates whether the EBS volume is deleted on instance termination.

Type: Boolean

Required: No

### **encrypted**

Indicates whether the EBS volume is encrypted.

Type: Boolean

Required: No

### **iops**

The number of I/O operations per second (IOPS) that the volume supports.

Type: Integer

Required: No

### **kmsKeyId**

The ARN of the AWS Key Management Service (AWS KMS) CMK used for encryption.

Type: String

Required: No

### **snapshotId**

The ID of the snapshot.

Type: String

Required: No

## throughput

The throughput that the volume supports, in MiB/s.

Type: Integer

Required: No

## volumeSize

The size of the volume, in GiB.

Type: Integer

Required: No

## volumeType

The volume type.

Type: String

Valid Values: `standard` | `io1` | `io2` | `gp2` | `sc1` | `st1` | `gp3`

Required: No

## See Also

For more information about using this API in one of the language-specific AWS SDKs, see the following:

- [AWS SDK for C++](#)
- [AWS SDK for Java V2](#)
- [AWS SDK for Ruby V3](#)

# LaunchTemplateEbsBlockDeviceRequest

The parameters for a block device for an EBS volume.

## Contents

### DeleteOnTermination

Indicates whether the EBS volume is deleted on instance termination.

Type: Boolean

Required: No

### Encrypted

Indicates whether the EBS volume is encrypted. Encrypted volumes can only be attached to instances that support Amazon EBS encryption. If you are creating a volume from a snapshot, you can't specify an encryption value.

Type: Boolean

Required: No

### Iops

The number of I/O operations per second (IOPS). For gp3, io1, and io2 volumes, this represents the number of IOPS that are provisioned for the volume. For gp2 volumes, this represents the baseline performance of the volume and the rate at which the volume accumulates I/O credits for bursting.

The following are the supported values for each volume type:

- gp3: 3,000 - 16,000 IOPS
- io1: 100 - 64,000 IOPS
- io2: 100 - 256,000 IOPS

For io2 volumes, you can achieve up to 256,000 IOPS on [instances built on the Nitro System](#). On other instances, you can achieve performance up to 32,000 IOPS.

This parameter is supported for io1, io2, and gp3 volumes only.

Type: Integer

Required: No

### **KmsKeyId**

The ARN of the symmetric AWS Key Management Service (AWS KMS) CMK used for encryption.

Type: String

Required: No

### **SnapshotId**

The ID of the snapshot.

Type: String

Required: No

### **Throughput**

The throughput to provision for a gp3 volume, with a maximum of 1,000 MiB/s.

Valid Range: Minimum value of 125. Maximum value of 1000.

Type: Integer

Required: No

### **VolumeSize**

The size of the volume, in GiBs. You must specify either a snapshot ID or a volume size. The following are the supported volumes sizes for each volume type:

- gp2 and gp3: 1 - 16,384 GiB
- io1: 4 - 16,384 GiB
- io2: 4 - 65,536 GiB
- st1 and sc1: 125 - 16,384 GiB
- standard: 1 - 1024 GiB

Type: Integer

Required: No

## VolumeType

The volume type. For more information, see [Amazon EBS volume types](#) in the *Amazon EBS User Guide*.

Type: String

Valid Values: standard | io1 | io2 | gp2 | sc1 | st1 | gp3

Required: No

## See Also

For more information about using this API in one of the language-specific AWS SDKs, see the following:

- [AWS SDK for C++](#)
- [AWS SDK for Java V2](#)
- [AWS SDK for Ruby V3](#)

# LaunchTemplateElasticInferenceAccelerator

Describes an elastic inference accelerator.

## Contents

### Type

The type of elastic inference accelerator. The possible values are `eia1.medium`, `eia1.large`, and `eia1.xlarge`.

Type: String

Required: Yes

### Count

The number of elastic inference accelerators to attach to the instance.

Default: 1

Type: Integer

Valid Range: Minimum value of 1.

Required: No

## See Also

For more information about using this API in one of the language-specific AWS SDKs, see the following:

- [AWS SDK for C++](#)
- [AWS SDK for Java V2](#)
- [AWS SDK for Ruby V3](#)



# LaunchTemplateElasticInferenceAcceleratorResponse

Describes an elastic inference accelerator.

## Contents

### count

The number of elastic inference accelerators to attach to the instance.

Default: 1

Type: Integer

Required: No

### type

The type of elastic inference accelerator. The possible values are eia1.medium, eia1.large, and eia1.xlarge.

Type: String

Required: No

## See Also

For more information about using this API in one of the language-specific AWS SDKs, see the following:

- [AWS SDK for C++](#)
- [AWS SDK for Java V2](#)
- [AWS SDK for Ruby V3](#)

# LaunchTemplateEnaSrdSpecification

ENA Express uses AWS Scalable Reliable Datagram (SRD) technology to increase the maximum bandwidth used per stream and minimize tail latency of network traffic between EC2 instances. With ENA Express, you can communicate between two EC2 instances in the same subnet within the same account, or in different accounts. Both sending and receiving instances must have ENA Express enabled.

To improve the reliability of network packet delivery, ENA Express reorders network packets on the receiving end by default. However, some UDP-based applications are designed to handle network packets that are out of order to reduce the overhead for packet delivery at the network layer. When ENA Express is enabled, you can specify whether UDP network traffic uses it.

## Contents

### enaSrdEnabled

Indicates whether ENA Express is enabled for the network interface.

Type: Boolean

Required: No

### enaSrdUdpSpecification

Configures ENA Express for UDP network traffic.

Type: [LaunchTemplateEnaSrdUdpSpecification](#) object

Required: No

## See Also

For more information about using this API in one of the language-specific AWS SDKs, see the following:

- [AWS SDK for C++](#)
- [AWS SDK for Java V2](#)
- [AWS SDK for Ruby V3](#)

# LaunchTemplateEnaSrdUdpSpecification

ENA Express is compatible with both TCP and UDP transport protocols. When it's enabled, TCP traffic automatically uses it. However, some UDP-based applications are designed to handle network packets that are out of order, without a need for retransmission, such as live video broadcasting or other near-real-time applications. For UDP traffic, you can specify whether to use ENA Express, based on your application environment needs.

## Contents

### enaSrdUdpEnabled

Indicates whether UDP traffic to and from the instance uses ENA Express. To specify this setting, you must first enable ENA Express.

Type: Boolean

Required: No

## See Also

For more information about using this API in one of the language-specific AWS SDKs, see the following:

- [AWS SDK for C++](#)
- [AWS SDK for Java V2](#)
- [AWS SDK for Ruby V3](#)

# LaunchTemplateEnclaveOptions

Indicates whether the instance is enabled for AWS Nitro Enclaves.

## Contents

### enabled

If this parameter is set to `true`, the instance is enabled for AWS Nitro Enclaves; otherwise, it is not enabled for AWS Nitro Enclaves.

Type: Boolean

Required: No

## See Also

For more information about using this API in one of the language-specific AWS SDKs, see the following:

- [AWS SDK for C++](#)
- [AWS SDK for Java V2](#)
- [AWS SDK for Ruby V3](#)

# LaunchTemplateEnclaveOptionsRequest

Indicates whether the instance is enabled for AWS Nitro Enclaves. For more information, see [What is AWS Nitro Enclaves?](#) in the *AWS Nitro Enclaves User Guide*.

## Contents

### Enabled

To enable the instance for AWS Nitro Enclaves, set this parameter to `true`.

Type: Boolean

Required: No

## See Also

For more information about using this API in one of the language-specific AWS SDKs, see the following:

- [AWS SDK for C++](#)
- [AWS SDK for Java V2](#)
- [AWS SDK for Ruby V3](#)

# LaunchTemplateHibernationOptions

Indicates whether an instance is configured for hibernation.

## Contents

### configured

If this parameter is set to `true`, the instance is enabled for hibernation; otherwise, it is not enabled for hibernation.

Type: Boolean

Required: No

## See Also

For more information about using this API in one of the language-specific AWS SDKs, see the following:

- [AWS SDK for C++](#)
- [AWS SDK for Java V2](#)
- [AWS SDK for Ruby V3](#)

# LaunchTemplateHibernationOptionsRequest

Indicates whether the instance is configured for hibernation. This parameter is valid only if the instance meets the [hibernation prerequisites](#).

## Contents

### Configured

If you set this parameter to `true`, the instance is enabled for hibernation.

Default: `false`

Type: Boolean

Required: No

## See Also

For more information about using this API in one of the language-specific AWS SDKs, see the following:

- [AWS SDK for C++](#)
- [AWS SDK for Java V2](#)
- [AWS SDK for Ruby V3](#)

# LaunchTemplatelamInstanceProfileSpecification

Describes an IAM instance profile.

## Contents

### arn

The Amazon Resource Name (ARN) of the instance profile.

Type: String

Required: No

### name

The name of the instance profile.

Type: String

Required: No

## See Also

For more information about using this API in one of the language-specific AWS SDKs, see the following:

- [AWS SDK for C++](#)
- [AWS SDK for Java V2](#)
- [AWS SDK for Ruby V3](#)



# LaunchTemplateIamInstanceProfileSpecificationRequest

An IAM instance profile.

## Contents

### Arn

The Amazon Resource Name (ARN) of the instance profile.

Type: String

Required: No

### Name

The name of the instance profile.

Type: String

Required: No

## See Also

For more information about using this API in one of the language-specific AWS SDKs, see the following:

- [AWS SDK for C++](#)
- [AWS SDK for Java V2](#)
- [AWS SDK for Ruby V3](#)

# LaunchTemplateInstanceMaintenanceOptions

The maintenance options of your instance.

## Contents

### autoRecovery

Disables the automatic recovery behavior of your instance or sets it to default.

Type: String

Valid Values: default | disabled

Required: No

## See Also

For more information about using this API in one of the language-specific AWS SDKs, see the following:

- [AWS SDK for C++](#)
- [AWS SDK for Java V2](#)
- [AWS SDK for Ruby V3](#)

# LaunchTemplateInstanceMaintenanceOptionsRequest

The maintenance options of your instance.

## Contents

### AutoRecovery

Disables the automatic recovery behavior of your instance or sets it to default. For more information, see [Simplified automatic recovery](#).

Type: String

Valid Values: default | disabled

Required: No

## See Also

For more information about using this API in one of the language-specific AWS SDKs, see the following:

- [AWS SDK for C++](#)
- [AWS SDK for Java V2](#)
- [AWS SDK for Ruby V3](#)

# LaunchTemplateInstanceMarketOptions

The market (purchasing) option for the instances.

## Contents

### marketType

The market type.

Type: String

Valid Values: spot | capacity-block

Required: No

### spotOptions

The options for Spot Instances.

Type: [LaunchTemplateSpotMarketOptions](#) object

Required: No

## See Also

For more information about using this API in one of the language-specific AWS SDKs, see the following:

- [AWS SDK for C++](#)
- [AWS SDK for Java V2](#)
- [AWS SDK for Ruby V3](#)

# LaunchTemplateInstanceMarketOptionsRequest

The market (purchasing) option for the instances.

## Contents

### MarketType

The market type.

Type: String

Valid Values: spot | capacity-block

Required: No

### SpotOptions

The options for Spot Instances.

Type: [LaunchTemplateSpotMarketOptionsRequest](#) object

Required: No

## See Also

For more information about using this API in one of the language-specific AWS SDKs, see the following:

- [AWS SDK for C++](#)
- [AWS SDK for Java V2](#)
- [AWS SDK for Ruby V3](#)

# LaunchTemplateInstanceMetadataOptions

The metadata options for the instance. For more information, see [Instance metadata and user data](#) in the *Amazon EC2 User Guide*.

## Contents

### httpEndpoint

Enables or disables the HTTP metadata endpoint on your instances. If the parameter is not specified, the default state is enabled.

#### Note

If you specify a value of `disabled`, you will not be able to access your instance metadata.

Type: String

Valid Values: `disabled` | `enabled`

Required: No

### httpProtocolIpv6

Enables or disables the IPv6 endpoint for the instance metadata service.

Default: `disabled`

Type: String

Valid Values: `disabled` | `enabled`

Required: No

### httpPutResponseHopLimit

The desired HTTP PUT response hop limit for instance metadata requests. The larger the number, the further instance metadata requests can travel.

Default: 1

Possible values: Integers from 1 to 64

Type: Integer

Required: No

## **httpTokens**

Indicates whether IMDSv2 is required.

- `optional` - IMDSv2 is optional. You can choose whether to send a session token in your instance metadata retrieval requests. If you retrieve IAM role credentials without a session token, you receive the IMDSv1 role credentials. If you retrieve IAM role credentials using a valid session token, you receive the IMDSv2 role credentials.
- `required` - IMDSv2 is required. You must send a session token in your instance metadata retrieval requests. With this option, retrieving the IAM role credentials always returns IMDSv2 credentials; IMDSv1 credentials are not available.

Type: String

Valid Values: `optional` | `required`

Required: No

## **instanceMetadataTags**

Set to `enabled` to allow access to instance tags from the instance metadata. Set to `disabled` to turn off access to instance tags from the instance metadata. For more information, see [Work with instance tags using the instance metadata](#).

Default: `disabled`

Type: String

Valid Values: `disabled` | `enabled`

Required: No

## **state**

The state of the metadata option changes.

`pending` - The metadata options are being updated and the instance is not ready to process metadata traffic with the new selection.

applied - The metadata options have been successfully applied on the instance.

Type: String

Valid Values: pending | applied

Required: No

## See Also

For more information about using this API in one of the language-specific AWS SDKs, see the following:

- [AWS SDK for C++](#)
- [AWS SDK for Java V2](#)
- [AWS SDK for Ruby V3](#)




# LaunchTemplateInstanceMetadataOptionsRequest

The metadata options for the instance. For more information, see [Instance metadata and user data](#) in the *Amazon EC2 User Guide*.

## Contents

### HttpEndpoint

Enables or disables the HTTP metadata endpoint on your instances. If the parameter is not specified, the default state is enabled.

 **Note**

If you specify a value of `disabled`, you will not be able to access your instance metadata.

Type: String

Valid Values: `disabled` | `enabled`

Required: No

### HttpProtocolIpv6

Enables or disables the IPv6 endpoint for the instance metadata service.

Default: `disabled`

Type: String

Valid Values: `disabled` | `enabled`

Required: No

### HttpPutResponseHopLimit

The desired HTTP PUT response hop limit for instance metadata requests. The larger the number, the further instance metadata requests can travel.

Default: `1`

Possible values: Integers from 1 to 64

Type: Integer

Required: No

## HttpTokens

Indicates whether IMDSv2 is required.

- `optional` - IMDSv2 is optional. You can choose whether to send a session token in your instance metadata retrieval requests. If you retrieve IAM role credentials without a session token, you receive the IMDSv1 role credentials. If you retrieve IAM role credentials using a valid session token, you receive the IMDSv2 role credentials.
- `required` - IMDSv2 is required. You must send a session token in your instance metadata retrieval requests. With this option, retrieving the IAM role credentials always returns IMDSv2 credentials; IMDSv1 credentials are not available.

Default: If the value of `ImdsSupport` for the Amazon Machine Image (AMI) for your instance is `v2.0`, the default is `required`.

Type: String

Valid Values: `optional` | `required`

Required: No

## InstanceMetadataTags

Set to `enabled` to allow access to instance tags from the instance metadata. Set to `disabled` to turn off access to instance tags from the instance metadata. For more information, see [Work with instance tags using the instance metadata](#).

Default: `disabled`

Type: String

Valid Values: `disabled` | `enabled`

Required: No

## See Also

For more information about using this API in one of the language-specific AWS SDKs, see the following:

- [AWS SDK for C++](#)
- [AWS SDK for Java V2](#)
- [AWS SDK for Ruby V3](#)

# LaunchTemplateInstanceNetworkInterfaceSpecification

Describes a network interface.

## Contents

### **associateCarrierIpAddress**

Indicates whether to associate a Carrier IP address with eth0 for a new network interface.

Use this option when you launch an instance in a Wavelength Zone and want to associate a Carrier IP address with the network interface. For more information about Carrier IP addresses, see [Carrier IP addresses](#) in the *AWS Wavelength Developer Guide*.

Type: Boolean

Required: No

### **associatePublicIpAddress**

Indicates whether to associate a public IPv4 address with eth0 for a new network interface.

AWS charges for all public IPv4 addresses, including public IPv4 addresses associated with running instances and Elastic IP addresses. For more information, see the *Public IPv4 Address* tab on the [Amazon VPC pricing page](#).

Type: Boolean

Required: No

### **connectionTrackingSpecification**

A security group connection tracking specification that enables you to set the timeout for connection tracking on an Elastic network interface. For more information, see [Idle connection tracking timeout](#) in the *Amazon EC2 User Guide*.

Type: [ConnectionTrackingSpecification](#) object

Required: No

### **deleteOnTermination**

Indicates whether the network interface is deleted when the instance is terminated.

Type: Boolean

Required: No

### **description**

A description for the network interface.

Type: String

Required: No

### **deviceIndex**

The device index for the network interface attachment.

Type: Integer

Required: No

### **enaSrdSpecification**

Contains the ENA Express settings for instances launched from your launch template.

Type: [LaunchTemplateEnaSrdSpecification](#) object

Required: No

### **groupSet**

The IDs of one or more security groups.

Type: Array of strings

Required: No

### **interfaceType**

The type of network interface.

Type: String

Required: No

### **ipv4PrefixCount**

The number of IPv4 prefixes that AWS automatically assigned to the network interface.

Type: Integer

Required: No

### **ipv4PrefixSet**

One or more IPv4 prefixes assigned to the network interface.

Type: Array of [Ipv4PrefixSpecificationResponse](#) objects

Required: No

### **ipv6AddressCount**

The number of IPv6 addresses for the network interface.

Type: Integer

Required: No

### **ipv6AddressesSet**

The IPv6 addresses for the network interface.

Type: Array of [InstanceIpv6Address](#) objects

Required: No

### **ipv6PrefixCount**

The number of IPv6 prefixes that AWS automatically assigned to the network interface.

Type: Integer

Required: No

### **ipv6PrefixSet**

One or more IPv6 prefixes assigned to the network interface.

Type: Array of [Ipv6PrefixSpecificationResponse](#) objects

Required: No

### **networkCardIndex**

The index of the network card.

Type: Integer

Required: No

### **networkInterfaceId**

The ID of the network interface.

Type: String

Required: No

### **primaryIpv6**

The primary IPv6 address of the network interface. When you enable an IPv6 GUA address to be a primary IPv6, the first IPv6 GUA will be made the primary IPv6 address until the instance is terminated or the network interface is detached. For more information about primary IPv6 addresses, see [RunInstances](#).

Type: Boolean

Required: No

### **privateIpAddress**

The primary private IPv4 address of the network interface.

Type: String

Required: No

### **privateIpAddressesSet**

One or more private IPv4 addresses.

Type: Array of [PrivateIpAddressSpecification](#) objects

Required: No

### **secondaryPrivateIpAddressCount**

The number of secondary private IPv4 addresses for the network interface.

Type: Integer

Required: No

**subnetId**

The ID of the subnet for the network interface.

Type: String

Required: No

**See Also**

For more information about using this API in one of the language-specific AWS SDKs, see the following:

- [AWS SDK for C++](#)
- [AWS SDK for Java V2](#)
- [AWS SDK for Ruby V3](#)



# LaunchTemplateInstanceNetworkInterfaceSpecificationRequest

The parameters for a network interface.

## Contents

### AssociateCarrierIpAddress

Associates a Carrier IP address with eth0 for a new network interface.

Use this option when you launch an instance in a Wavelength Zone and want to associate a Carrier IP address with the network interface. For more information about Carrier IP addresses, see [Carrier IP addresses](#) in the *AWS Wavelength Developer Guide*.

Type: Boolean

Required: No

### AssociatePublicIpAddress

Associates a public IPv4 address with eth0 for a new network interface.

AWS charges for all public IPv4 addresses, including public IPv4 addresses associated with running instances and Elastic IP addresses. For more information, see the *Public IPv4 Address* tab on the [Amazon VPC pricing page](#).

Type: Boolean

Required: No

### ConnectionTrackingSpecification

A security group connection tracking specification that enables you to set the timeout for connection tracking on an Elastic network interface. For more information, see [Idle connection tracking timeout](#) in the *Amazon EC2 User Guide*.

Type: [ConnectionTrackingSpecificationRequest](#) object

Required: No

### DeleteOnTermination

Indicates whether the network interface is deleted when the instance is terminated.

Type: Boolean

Required: No

## Description

A description for the network interface.

Type: String

Required: No

## DeviceIndex

The device index for the network interface attachment. Each network interface requires a device index. If you create a launch template that includes secondary network interfaces but not a primary network interface, then you must add a primary network interface as a launch parameter when you launch an instance from the template.

Type: Integer

Required: No

## EnaSrdSpecification

Configure ENA Express settings for your launch template.

Type: [EnaSrdSpecificationRequest](#) object

Required: No

## InterfaceType

The type of network interface. To create an Elastic Fabric Adapter (EFA), specify `efa`. For more information, see [Elastic Fabric Adapter](#) in the *Amazon EC2 User Guide*.

If you are not creating an EFA, specify `interface` or omit this parameter.

Valid values: `interface` | `efa`

Type: String

Required: No

## Ipv4Prefixes

One or more IPv4 prefixes to be assigned to the network interface. You cannot use this option if you use the `Ipv4PrefixCount` option.

Type: Array of [Ipv4PrefixSpecificationRequest](#) objects

Required: No

### **Ipv4PrefixCount**

The number of IPv4 prefixes to be automatically assigned to the network interface. You cannot use this option if you use the `Ipv4Prefix` option.

Type: Integer

Required: No

### **Ipv6AddressCount**

The number of IPv6 addresses to assign to a network interface. Amazon EC2 automatically selects the IPv6 addresses from the subnet range. You can't use this option if specifying specific IPv6 addresses.

Type: Integer

Required: No

### **Ipv6Addresses**

One or more specific IPv6 addresses from the IPv6 CIDR block range of your subnet. You can't use this option if you're specifying a number of IPv6 addresses.

Type: Array of [InstanceIpv6AddressRequest](#) objects

Required: No

### **Ipv6Prefixes**

One or more IPv6 prefixes to be assigned to the network interface. You cannot use this option if you use the `Ipv6PrefixCount` option.

Type: Array of [Ipv6PrefixSpecificationRequest](#) objects

Required: No

### **Ipv6PrefixCount**

The number of IPv6 prefixes to be automatically assigned to the network interface. You cannot use this option if you use the `Ipv6Prefix` option.

Type: Integer

Required: No

### **NetworkCardIndex**

The index of the network card. Some instance types support multiple network cards. The primary network interface must be assigned to network card index 0. The default is network card index 0.

Type: Integer

Required: No

### **NetworkInterfaceId**

The ID of the network interface.

Type: String

Required: No

### **PrimaryIpv6**

The primary IPv6 address of the network interface. When you enable an IPv6 GUA address to be a primary IPv6, the first IPv6 GUA will be made the primary IPv6 address until the instance is terminated or the network interface is detached. For more information about primary IPv6 addresses, see [RunInstances](#).

Type: Boolean

Required: No

### **PrivateIpAddress**

The primary private IPv4 address of the network interface.

Type: String

Required: No

### **PrivateIpAddresses**

One or more private IPv4 addresses.

Type: Array of [PrivateIpAddressSpecification](#) objects

Required: No

### **SecondaryPrivateIpAddressCount**

The number of secondary private IPv4 addresses to assign to a network interface.

Type: Integer

Required: No

### **Groups**

The IDs of one or more security groups.

Type: Array of strings

Required: No

### **SubnetId**

The ID of the subnet for the network interface.

Type: String

Required: No

## **See Also**

For more information about using this API in one of the language-specific AWS SDKs, see the following:

- [AWS SDK for C++](#)
- [AWS SDK for Java V2](#)
- [AWS SDK for Ruby V3](#)

# LaunchTemplateLicenseConfiguration

Describes a license configuration.

## Contents

### licenseConfigurationArn

The Amazon Resource Name (ARN) of the license configuration.

Type: String

Required: No

## See Also

For more information about using this API in one of the language-specific AWS SDKs, see the following:

- [AWS SDK for C++](#)
- [AWS SDK for Java V2](#)
- [AWS SDK for Ruby V3](#)

# LaunchTemplateLicenseConfigurationRequest

Describes a license configuration.

## Contents

### LicenseConfigurationArn

The Amazon Resource Name (ARN) of the license configuration.

Type: String

Required: No

## See Also

For more information about using this API in one of the language-specific AWS SDKs, see the following:

- [AWS SDK for C++](#)
- [AWS SDK for Java V2](#)
- [AWS SDK for Ruby V3](#)

# LaunchTemplateOverrides

Describes overrides for a launch template.

## Contents

### **AvailabilityZone** (request), **availabilityZone** (response)

The Availability Zone in which to launch the instances.

Type: String

Required: No

### **InstanceRequirements** (request), **instanceRequirements** (response)

The instance requirements. When you specify instance requirements, Amazon EC2 will identify instance types with the provided requirements, and then use your On-Demand and Spot allocation strategies to launch instances from these instance types, in the same way as when you specify a list of instance types.

#### **Note**

If you specify `InstanceRequirements`, you can't specify `InstanceType`.

Type: [InstanceRequirements](#) object

Required: No

### **InstanceType** (request), **instanceType** (response)

The instance type.

Type: String

Valid Values: a1.medium | a1.large | a1.xlarge | a1.2xlarge | a1.4xlarge | a1.metal | c1.medium | c1.xlarge | c3.large | c3.xlarge | c3.2xlarge | c3.4xlarge | c3.8xlarge | c4.large | c4.xlarge | c4.2xlarge | c4.4xlarge | c4.8xlarge | c5.large | c5.xlarge | c5.2xlarge | c5.4xlarge | c5.9xlarge | c5.12xlarge | c5.18xlarge | c5.24xlarge | c5.metal | c5a.large | c5a.xlarge | c5a.2xlarge | c5a.4xlarge | c5a.8xlarge | c5a.12xlarge | c5a.16xlarge | c5a.24xlarge | c5ad.large | c5ad.xlarge



| c5ad.2xlarge | c5ad.4xlarge | c5ad.8xlarge | c5ad.12xlarge |  
c5ad.16xlarge | c5ad.24xlarge | c5d.large | c5d.xlarge | c5d.2xlarge |  
c5d.4xlarge | c5d.9xlarge | c5d.12xlarge | c5d.18xlarge | c5d.24xlarge  
| c5d.metal | c5n.large | c5n.xlarge | c5n.2xlarge | c5n.4xlarge |  
c5n.9xlarge | c5n.18xlarge | c5n.metal | c6g.medium | c6g.large |  
c6g.xlarge | c6g.2xlarge | c6g.4xlarge | c6g.8xlarge | c6g.12xlarge  
| c6g.16xlarge | c6g.metal | c6gd.medium | c6gd.large | c6gd.xlarge  
| c6gd.2xlarge | c6gd.4xlarge | c6gd.8xlarge | c6gd.12xlarge |  
c6gd.16xlarge | c6gd.metal | c6gn.medium | c6gn.large | c6gn.xlarge  
| c6gn.2xlarge | c6gn.4xlarge | c6gn.8xlarge | c6gn.12xlarge |  
c6gn.16xlarge | c6i.large | c6i.xlarge | c6i.2xlarge | c6i.4xlarge |  
c6i.8xlarge | c6i.12xlarge | c6i.16xlarge | c6i.24xlarge | c6i.32xlarge  
| c6i.metal | cc1.4xlarge | cc2.8xlarge | cg1.4xlarge | cr1.8xlarge  
| d2.xlarge | d2.2xlarge | d2.4xlarge | d2.8xlarge | d3.xlarge |  
d3.2xlarge | d3.4xlarge | d3.8xlarge | d3en.xlarge | d3en.2xlarge  
| d3en.4xlarge | d3en.6xlarge | d3en.8xlarge | d3en.12xlarge |  
dl1.24xlarge | f1.2xlarge | f1.4xlarge | f1.16xlarge | g2.2xlarge  
| g2.8xlarge | g3.4xlarge | g3.8xlarge | g3.16xlarge | g3s.xlarge |  
g4ad.xlarge | g4ad.2xlarge | g4ad.4xlarge | g4ad.8xlarge | g4ad.16xlarge  
| g4dn.xlarge | g4dn.2xlarge | g4dn.4xlarge | g4dn.8xlarge |  
g4dn.12xlarge | g4dn.16xlarge | g4dn.metal | g5.xlarge | g5.2xlarge  
| g5.4xlarge | g5.8xlarge | g5.12xlarge | g5.16xlarge | g5.24xlarge |  
g5.48xlarge | g5g.xlarge | g5g.2xlarge | g5g.4xlarge | g5g.8xlarge |  
g5g.16xlarge | g5g.metal | hi1.4xlarge | hpc6a.48xlarge | hs1.8xlarge  
| h1.2xlarge | h1.4xlarge | h1.8xlarge | h1.16xlarge | i2.xlarge  
| i2.2xlarge | i2.4xlarge | i2.8xlarge | i3.large | i3.xlarge |  
i3.2xlarge | i3.4xlarge | i3.8xlarge | i3.16xlarge | i3.metal |  
i3en.large | i3en.xlarge | i3en.2xlarge | i3en.3xlarge | i3en.6xlarge |  
i3en.12xlarge | i3en.24xlarge | i3en.metal | im4gn.large | im4gn.xlarge  
| im4gn.2xlarge | im4gn.4xlarge | im4gn.8xlarge | im4gn.16xlarge  
| inf1.xlarge | inf1.2xlarge | inf1.6xlarge | inf1.24xlarge |  
is4gen.medium | is4gen.large | is4gen.xlarge | is4gen.2xlarge |  
is4gen.4xlarge | is4gen.8xlarge | m1.small | m1.medium | m1.large  
| m1.xlarge | m2.xlarge | m2.2xlarge | m2.4xlarge | m3.medium |  
m3.large | m3.xlarge | m3.2xlarge | m4.large | m4.xlarge | m4.2xlarge  
| m4.4xlarge | m4.10xlarge | m4.16xlarge | m5.large | m5.xlarge |

m5.2xlarge | m5.4xlarge | m5.8xlarge | m5.12xlarge | m5.16xlarge  
| m5.24xlarge | m5.metal | m5a.large | m5a.xlarge | m5a.2xlarge |  
m5a.4xlarge | m5a.8xlarge | m5a.12xlarge | m5a.16xlarge | m5a.24xlarge  
| m5ad.large | m5ad.xlarge | m5ad.2xlarge | m5ad.4xlarge | m5ad.8xlarge  
| m5ad.12xlarge | m5ad.16xlarge | m5ad.24xlarge | m5d.large | m5d.xlarge  
| m5d.2xlarge | m5d.4xlarge | m5d.8xlarge | m5d.12xlarge | m5d.16xlarge  
| m5d.24xlarge | m5d.metal | m5dn.large | m5dn.xlarge | m5dn.2xlarge  
| m5dn.4xlarge | m5dn.8xlarge | m5dn.12xlarge | m5dn.16xlarge |  
m5dn.24xlarge | m5dn.metal | m5n.large | m5n.xlarge | m5n.2xlarge |  
m5n.4xlarge | m5n.8xlarge | m5n.12xlarge | m5n.16xlarge | m5n.24xlarge  
| m5n.metal | m5zn.large | m5zn.xlarge | m5zn.2xlarge | m5zn.3xlarge  
| m5zn.6xlarge | m5zn.12xlarge | m5zn.metal | m6a.large | m6a.xlarge |  
m6a.2xlarge | m6a.4xlarge | m6a.8xlarge | m6a.12xlarge | m6a.16xlarge  
| m6a.24xlarge | m6a.32xlarge | m6a.48xlarge | m6g.metal | m6g.medium  
| m6g.large | m6g.xlarge | m6g.2xlarge | m6g.4xlarge | m6g.8xlarge |  
m6g.12xlarge | m6g.16xlarge | m6gd.metal | m6gd.medium | m6gd.large |  
m6gd.xlarge | m6gd.2xlarge | m6gd.4xlarge | m6gd.8xlarge | m6gd.12xlarge  
| m6gd.16xlarge | m6i.large | m6i.xlarge | m6i.2xlarge | m6i.4xlarge |  
m6i.8xlarge | m6i.12xlarge | m6i.16xlarge | m6i.24xlarge | m6i.32xlarge  
| m6i.metal | mac1.metal | p2.xlarge | p2.8xlarge | p2.16xlarge |  
p3.2xlarge | p3.8xlarge | p3.16xlarge | p3dn.24xlarge | p4d.24xlarge |  
r3.large | r3.xlarge | r3.2xlarge | r3.4xlarge | r3.8xlarge | r4.large  
| r4.xlarge | r4.2xlarge | r4.4xlarge | r4.8xlarge | r4.16xlarge  
| r5.large | r5.xlarge | r5.2xlarge | r5.4xlarge | r5.8xlarge |  
r5.12xlarge | r5.16xlarge | r5.24xlarge | r5.metal | r5a.large |  
r5a.xlarge | r5a.2xlarge | r5a.4xlarge | r5a.8xlarge | r5a.12xlarge |  
r5a.16xlarge | r5a.24xlarge | r5ad.large | r5ad.xlarge | r5ad.2xlarge  
| r5ad.4xlarge | r5ad.8xlarge | r5ad.12xlarge | r5ad.16xlarge |  
r5ad.24xlarge | r5b.large | r5b.xlarge | r5b.2xlarge | r5b.4xlarge |  
r5b.8xlarge | r5b.12xlarge | r5b.16xlarge | r5b.24xlarge | r5b.metal  
| r5d.large | r5d.xlarge | r5d.2xlarge | r5d.4xlarge | r5d.8xlarge |  
r5d.12xlarge | r5d.16xlarge | r5d.24xlarge | r5d.metal | r5dn.large |  
r5dn.xlarge | r5dn.2xlarge | r5dn.4xlarge | r5dn.8xlarge | r5dn.12xlarge  
| r5dn.16xlarge | r5dn.24xlarge | r5dn.metal | r5n.large | r5n.xlarge  
| r5n.2xlarge | r5n.4xlarge | r5n.8xlarge | r5n.12xlarge | r5n.16xlarge  
| r5n.24xlarge | r5n.metal | r6g.medium | r6g.large | r6g.xlarge |

r6g.2xlarge | r6g.4xlarge | r6g.8xlarge | r6g.12xlarge | r6g.16xlarge  
| r6g.metal | r6gd.medium | r6gd.large | r6gd.xlarge | r6gd.2xlarge  
| r6gd.4xlarge | r6gd.8xlarge | r6gd.12xlarge | r6gd.16xlarge |  
r6gd.metal | r6i.large | r6i.xlarge | r6i.2xlarge | r6i.4xlarge |  
r6i.8xlarge | r6i.12xlarge | r6i.16xlarge | r6i.24xlarge | r6i.32xlarge  
| r6i.metal | t1.micro | t2.nano | t2.micro | t2.small | t2.medium |  
t2.large | t2.xlarge | t2.2xlarge | t3.nano | t3.micro | t3.small |  
t3.medium | t3.large | t3.xlarge | t3.2xlarge | t3a.nano | t3a.micro  
| t3a.small | t3a.medium | t3a.large | t3a.xlarge | t3a.2xlarge |  
t4g.nano | t4g.micro | t4g.small | t4g.medium | t4g.large | t4g.xlarge  
| t4g.2xlarge | u-6tb1.56xlarge | u-6tb1.112xlarge | u-9tb1.112xlarge  
| u-12tb1.112xlarge | u-6tb1.metal | u-9tb1.metal | u-12tb1.metal |  
u-18tb1.metal | u-24tb1.metal | vt1.3xlarge | vt1.6xlarge | vt1.24xlarge  
| x1.16xlarge | x1.32xlarge | x1e.xlarge | x1e.2xlarge | x1e.4xlarge  
| x1e.8xlarge | x1e.16xlarge | x1e.32xlarge | x2iezn.2xlarge |  
x2iezn.4xlarge | x2iezn.6xlarge | x2iezn.8xlarge | x2iezn.12xlarge |  
x2iezn.metal | x2gd.medium | x2gd.large | x2gd.xlarge | x2gd.2xlarge  
| x2gd.4xlarge | x2gd.8xlarge | x2gd.12xlarge | x2gd.16xlarge |  
x2gd.metal | z1d.large | z1d.xlarge | z1d.2xlarge | z1d.3xlarge |  
z1d.6xlarge | z1d.12xlarge | z1d.metal | x2idn.16xlarge | x2idn.24xlarge  
| x2idn.32xlarge | x2iedn.xlarge | x2iedn.2xlarge | x2iedn.4xlarge |  
x2iedn.8xlarge | x2iedn.16xlarge | x2iedn.24xlarge | x2iedn.32xlarge  
| c6a.large | c6a.xlarge | c6a.2xlarge | c6a.4xlarge | c6a.8xlarge |  
c6a.12xlarge | c6a.16xlarge | c6a.24xlarge | c6a.32xlarge | c6a.48xlarge  
| c6a.metal | m6a.metal | i4i.large | i4i.xlarge | i4i.2xlarge |  
i4i.4xlarge | i4i.8xlarge | i4i.16xlarge | i4i.32xlarge | i4i.metal  
| x2idn.metal | x2iedn.metal | c7g.medium | c7g.large | c7g.xlarge |  
c7g.2xlarge | c7g.4xlarge | c7g.8xlarge | c7g.12xlarge | c7g.16xlarge  
| mac2.metal | c6id.large | c6id.xlarge | c6id.2xlarge | c6id.4xlarge  
| c6id.8xlarge | c6id.12xlarge | c6id.16xlarge | c6id.24xlarge |  
c6id.32xlarge | c6id.metal | m6id.large | m6id.xlarge | m6id.2xlarge  
| m6id.4xlarge | m6id.8xlarge | m6id.12xlarge | m6id.16xlarge |  
m6id.24xlarge | m6id.32xlarge | m6id.metal | r6id.large | r6id.xlarge  
| r6id.2xlarge | r6id.4xlarge | r6id.8xlarge | r6id.12xlarge |  
r6id.16xlarge | r6id.24xlarge | r6id.32xlarge | r6id.metal | r6a.large  
| r6a.xlarge | r6a.2xlarge | r6a.4xlarge | r6a.8xlarge | r6a.12xlarge

| r6a.16xlarge | r6a.24xlarge | r6a.32xlarge | r6a.48xlarge |  
r6a.metal | p4de.24xlarge | u-3tb1.56xlarge | u-18tb1.112xlarge |  
u-24tb1.112xlarge | trn1.2xlarge | trn1.32xlarge | hpc6id.32xlarge |  
c6in.large | c6in.xlarge | c6in.2xlarge | c6in.4xlarge | c6in.8xlarge  
| c6in.12xlarge | c6in.16xlarge | c6in.24xlarge | c6in.32xlarge |  
m6in.large | m6in.xlarge | m6in.2xlarge | m6in.4xlarge | m6in.8xlarge  
| m6in.12xlarge | m6in.16xlarge | m6in.24xlarge | m6in.32xlarge  
| m6idn.large | m6idn.xlarge | m6idn.2xlarge | m6idn.4xlarge |  
m6idn.8xlarge | m6idn.12xlarge | m6idn.16xlarge | m6idn.24xlarge |  
m6idn.32xlarge | r6in.large | r6in.xlarge | r6in.2xlarge | r6in.4xlarge  
| r6in.8xlarge | r6in.12xlarge | r6in.16xlarge | r6in.24xlarge  
| r6in.32xlarge | r6idn.large | r6idn.xlarge | r6idn.2xlarge |  
r6idn.4xlarge | r6idn.8xlarge | r6idn.12xlarge | r6idn.16xlarge |  
r6idn.24xlarge | r6idn.32xlarge | c7g.metal | m7g.medium | m7g.large  
| m7g.xlarge | m7g.2xlarge | m7g.4xlarge | m7g.8xlarge | m7g.12xlarge  
| m7g.16xlarge | m7g.metal | r7g.medium | r7g.large | r7g.xlarge |  
r7g.2xlarge | r7g.4xlarge | r7g.8xlarge | r7g.12xlarge | r7g.16xlarge  
| r7g.metal | c6in.metal | m6in.metal | m6idn.metal | r6in.metal |  
r6idn.metal | inf2.xlarge | inf2.8xlarge | inf2.24xlarge | inf2.48xlarge  
| trn1n.32xlarge | i4g.large | i4g.xlarge | i4g.2xlarge | i4g.4xlarge  
| i4g.8xlarge | i4g.16xlarge | hpc7g.4xlarge | hpc7g.8xlarge |  
hpc7g.16xlarge | c7gn.medium | c7gn.large | c7gn.xlarge | c7gn.2xlarge  
| c7gn.4xlarge | c7gn.8xlarge | c7gn.12xlarge | c7gn.16xlarge |  
p5.48xlarge | m7i.large | m7i.xlarge | m7i.2xlarge | m7i.4xlarge |  
m7i.8xlarge | m7i.12xlarge | m7i.16xlarge | m7i.24xlarge | m7i.48xlarge  
| m7i-flex.large | m7i-flex.xlarge | m7i-flex.2xlarge | m7i-flex.4xlarge  
| m7i-flex.8xlarge | m7a.medium | m7a.large | m7a.xlarge | m7a.2xlarge |  
m7a.4xlarge | m7a.8xlarge | m7a.12xlarge | m7a.16xlarge | m7a.24xlarge  
| m7a.32xlarge | m7a.48xlarge | m7a.metal-48x1 | hpc7a.12xlarge |  
hpc7a.24xlarge | hpc7a.48xlarge | hpc7a.96xlarge | c7gd.medium |  
c7gd.large | c7gd.xlarge | c7gd.2xlarge | c7gd.4xlarge | c7gd.8xlarge |  
c7gd.12xlarge | c7gd.16xlarge | m7gd.medium | m7gd.large | m7gd.xlarge  
| m7gd.2xlarge | m7gd.4xlarge | m7gd.8xlarge | m7gd.12xlarge |  
m7gd.16xlarge | r7gd.medium | r7gd.large | r7gd.xlarge | r7gd.2xlarge |  
r7gd.4xlarge | r7gd.8xlarge | r7gd.12xlarge | r7gd.16xlarge | r7a.medium  
| r7a.large | r7a.xlarge | r7a.2xlarge | r7a.4xlarge | r7a.8xlarge |

r7a.12xlarge | r7a.16xlarge | r7a.24xlarge | r7a.32xlarge | r7a.48xlarge  
| c7i.large | c7i.xlarge | c7i.2xlarge | c7i.4xlarge | c7i.8xlarge  
| c7i.12xlarge | c7i.16xlarge | c7i.24xlarge | c7i.48xlarge | mac2-  
m2pro.metal | r7iz.large | r7iz.xlarge | r7iz.2xlarge | r7iz.4xlarge  
| r7iz.8xlarge | r7iz.12xlarge | r7iz.16xlarge | r7iz.32xlarge |  
c7a.medium | c7a.large | c7a.xlarge | c7a.2xlarge | c7a.4xlarge |  
c7a.8xlarge | c7a.12xlarge | c7a.16xlarge | c7a.24xlarge | c7a.32xlarge  
| c7a.48xlarge | c7a.metal-48xl | r7a.metal-48xl | r7i.large |  
r7i.xlarge | r7i.2xlarge | r7i.4xlarge | r7i.8xlarge | r7i.12xlarge  
| r7i.16xlarge | r7i.24xlarge | r7i.48xlarge | dl2q.24xlarge | mac2-  
m2.metal | i4i.12xlarge | i4i.24xlarge | c7i.metal-24xl | c7i.metal-48xl  
| m7i.metal-24xl | m7i.metal-48xl | r7i.metal-24xl | r7i.metal-48xl |  
r7iz.metal-16xl | r7iz.metal-32xl | c7gd.metal | m7gd.metal | r7gd.metal  
| g6.xlarge | g6.2xlarge | g6.4xlarge | g6.8xlarge | g6.12xlarge |  
g6.16xlarge | g6.24xlarge | g6.48xlarge | gr6.4xlarge | gr6.8xlarge |  
c7i-flex.large | c7i-flex.xlarge | c7i-flex.2xlarge | c7i-flex.4xlarge  
| c7i-flex.8xlarge | u7i-12tb.224xlarge | u7in-16tb.224xlarge |  
u7in-24tb.224xlarge | u7in-32tb.224xlarge | u7ib-12tb.224xlarge |  
c7gn.metal | r8g.medium | r8g.large | r8g.xlarge | r8g.2xlarge |  
r8g.4xlarge | r8g.8xlarge | r8g.12xlarge | r8g.16xlarge | r8g.24xlarge |  
r8g.48xlarge | r8g.metal-24xl | r8g.metal-48xl | mac2-m1ultra.metal

Required: No

**Priority** (request), **priority** (response)

The priority for the launch template override. The highest priority is launched first.

If `OnDemandAllocationStrategy` is set to `prioritized`, Spot Fleet uses priority to determine which launch template override to use first in fulfilling On-Demand capacity.

If the `Spot AllocationStrategy` is set to `capacityOptimizedPrioritized`, Spot Fleet uses priority on a best-effort basis to determine which launch template override to use in fulfilling Spot capacity, but optimizes for capacity first.

Valid values are whole numbers starting at 0. The lower the number, the higher the priority. If no number is set, the launch template override has the lowest priority. You can set the same priority for different launch template overrides.

Type: Double

Required: No

**SpotPrice** (request), **spotPrice** (response)

The maximum price per unit hour that you are willing to pay for a Spot Instance. We do not recommend using this parameter because it can lead to increased interruptions. If you do not specify this parameter, you will pay the current Spot price.

 **Important**

If you specify a maximum price, your instances will be interrupted more frequently than if you do not specify this parameter.

Type: String

Required: No

**SubnetId** (request), **subnetId** (response)

The ID of the subnet in which to launch the instances.

Type: String

Required: No

**WeightedCapacity** (request), **weightedCapacity** (response)

The number of units provided by the specified instance type. These are the same units that you chose to set the target capacity in terms of instances, or a performance characteristic such as vCPUs, memory, or I/O.

If the target capacity divided by this value is not a whole number, Amazon EC2 rounds the number of instances to the next whole number. If this value is not specified, the default is 1.

 **Note**

When specifying weights, the price used in the `lowestPrice` and `priceCapacityOptimized` allocation strategies is per *unit* hour (where the instance price is divided by the specified weight). However, if all the specified weights are above the requested `TargetCapacity`, resulting in only 1 instance being launched, the price used is per *instance* hour.

Type: Double

Required: No

## See Also

For more information about using this API in one of the language-specific AWS SDKs, see the following:

- [AWS SDK for C++](#)
- [AWS SDK for Java V2](#)
- [AWS SDK for Ruby V3](#)

# LaunchTemplatePlacement

Describes the placement of an instance.

## Contents

### **affinity**

The affinity setting for the instance on the Dedicated Host.

Type: String

Required: No

### **availabilityZone**

The Availability Zone of the instance.

Type: String

Required: No

### **groupId**

The Group ID of the placement group. You must specify the Placement Group **Group ID** to launch an instance in a shared placement group.

Type: String

Required: No

### **groupName**

The name of the placement group for the instance.

Type: String

Required: No

### **hostId**

The ID of the Dedicated Host for the instance.

Type: String

Required: No



## **hostResourceGroupArn**

The ARN of the host resource group in which to launch the instances.

Type: String

Required: No

## **partitionNumber**

The number of the partition the instance should launch in. Valid only if the placement group strategy is set to `partition`.

Type: Integer

Required: No

## **spreadDomain**

Reserved for future use.

Type: String

Required: No

## **tenancy**

The tenancy of the instance. An instance with a tenancy of `dedicated` runs on single-tenant hardware.

Type: String

Valid Values: `default` | `dedicated` | `host`

Required: No

## **See Also**

For more information about using this API in one of the language-specific AWS SDKs, see the following:

- [AWS SDK for C++](#)
- [AWS SDK for Java V2](#)

- [AWS SDK for Ruby V3](#)

# LaunchTemplatePlacementRequest

Describes the placement of an instance.

## Contents

### Affinity

The affinity setting for an instance on a Dedicated Host.

Type: String

Required: No

### AvailabilityZone

The Availability Zone for the instance.

Type: String

Required: No

### GroupId

The Group Id of a placement group. You must specify the Placement Group **Group Id** to launch an instance in a shared placement group.

Type: String

Required: No

### GroupName

The name of the placement group for the instance.

Type: String

Required: No

### HostId

The ID of the Dedicated Host for the instance.

Type: String

Required: No

## HostResourceGroupArn

The ARN of the host resource group in which to launch the instances. If you specify a host resource group ARN, omit the **Tenancy** parameter or set it to `host`.

Type: String

Required: No

## PartitionNumber

The number of the partition the instance should launch in. Valid only if the placement group strategy is set to `partition`.

Type: Integer

Required: No

## SpreadDomain

Reserved for future use.

Type: String

Required: No

## Tenancy

The tenancy of the instance. An instance with a tenancy of `dedicated` runs on single-tenant hardware.

Type: String

Valid Values: `default` | `dedicated` | `host`

Required: No

## See Also

For more information about using this API in one of the language-specific AWS SDKs, see the following:

- [AWS SDK for C++](#)
- [AWS SDK for Java V2](#)

- [AWS SDK for Ruby V3](#)

# LaunchTemplatePrivateDnsNameOptions

Describes the options for instance hostnames.

## Contents

### **enableResourceNameDnsAAAARecord**

Indicates whether to respond to DNS queries for instance hostnames with DNS AAAA records.

Type: Boolean

Required: No

### **enableResourceNameDnsARecord**

Indicates whether to respond to DNS queries for instance hostnames with DNS A records.

Type: Boolean

Required: No

### **hostnameType**

The type of hostname to assign to an instance.

Type: String

Valid Values: `ip-name` | `resource-name`

Required: No

## See Also

For more information about using this API in one of the language-specific AWS SDKs, see the following:

- [AWS SDK for C++](#)
- [AWS SDK for Java V2](#)
- [AWS SDK for Ruby V3](#)

# LaunchTemplatePrivateDnsNameOptionsRequest

Describes the options for instance hostnames.

## Contents

### EnableResourceNameDnsAAAARecord

Indicates whether to respond to DNS queries for instance hostnames with DNS AAAA records.

Type: Boolean

Required: No

### EnableResourceNameDnsARecord

Indicates whether to respond to DNS queries for instance hostnames with DNS A records.

Type: Boolean

Required: No

### HostnameType

The type of hostname for Amazon EC2 instances. For IPv4 only subnets, an instance DNS name must be based on the instance IPv4 address. For IPv6 native subnets, an instance DNS name must be based on the instance ID. For dual-stack subnets, you can specify whether DNS names use the instance IPv4 address or the instance ID.

Type: String

Valid Values: `ip-name` | `resource-name`

Required: No

## See Also

For more information about using this API in one of the language-specific AWS SDKs, see the following:

- [AWS SDK for C++](#)
- [AWS SDK for Java V2](#)

- [AWS SDK for Ruby V3](#)



# LaunchTemplatesMonitoring

Describes the monitoring for the instance.

## Contents

### enabled

Indicates whether detailed monitoring is enabled. Otherwise, basic monitoring is enabled.

Type: Boolean

Required: No

## See Also

For more information about using this API in one of the language-specific AWS SDKs, see the following:

- [AWS SDK for C++](#)
- [AWS SDK for Java V2](#)
- [AWS SDK for Ruby V3](#)

# LaunchTemplatesMonitoringRequest

Describes the monitoring for the instance.

## Contents

### Enabled

Specify `true` to enable detailed monitoring. Otherwise, basic monitoring is enabled.

Type: Boolean

Required: No

## See Also

For more information about using this API in one of the language-specific AWS SDKs, see the following:

- [AWS SDK for C++](#)
- [AWS SDK for Java V2](#)
- [AWS SDK for Ruby V3](#)

# LaunchTemplateSpecification

Describes the launch template to use.

## Contents

### LaunchTemplateId

The ID of the launch template.

You must specify either the launch template ID or the launch template name, but not both.

Type: String

Required: No

### LaunchTemplateName

The name of the launch template.

You must specify either the launch template ID or the launch template name, but not both.

Type: String

Required: No

### Version

The launch template version number, `$Latest`, or `$Default`.

A value of `$Latest` uses the latest version of the launch template.

A value of `$Default` uses the default version of the launch template.

Default: The default version of the launch template.

Type: String

Required: No

## See Also

For more information about using this API in one of the language-specific AWS SDKs, see the following:

- [AWS SDK for C++](#)
- [AWS SDK for Java V2](#)
- [AWS SDK for Ruby V3](#)

# LaunchTemplateSpotMarketOptions

The options for Spot Instances.

## Contents

### **blockDurationMinutes**

The required duration for the Spot Instances (also known as Spot blocks), in minutes. This value must be a multiple of 60 (60, 120, 180, 240, 300, or 360).

Type: Integer

Required: No

### **instanceInterruptionBehavior**

The behavior when a Spot Instance is interrupted.

Type: String

Valid Values: hibernate | stop | terminate

Required: No

### **maxPrice**

The maximum hourly price you're willing to pay for the Spot Instances. We do not recommend using this parameter because it can lead to increased interruptions. If you do not specify this parameter, you will pay the current Spot price.

#### **Important**

If you specify a maximum price, your Spot Instances will be interrupted more frequently than if you do not specify this parameter.

Type: String

Required: No

### **spotInstanceType**

The Spot Instance request type.

Type: String

Valid Values: one-time | persistent

Required: No

### **validUntil**

The end date of the request. For a one-time request, the request remains active until all instances launch, the request is canceled, or this date is reached. If the request is persistent, it remains active until it is canceled or this date and time is reached.

Type: Timestamp

Required: No

## **See Also**

For more information about using this API in one of the language-specific AWS SDKs, see the following:

- [AWS SDK for C++](#)
- [AWS SDK for Java V2](#)
- [AWS SDK for Ruby V3](#)

# LaunchTemplateSpotMarketOptionsRequest

The options for Spot Instances.

## Contents

### BlockDurationMinutes

Deprecated.

Type: Integer

Required: No

### InstanceInterruptionBehavior

The behavior when a Spot Instance is interrupted. The default is terminate.

Type: String

Valid Values: hibernate | stop | terminate

Required: No

### MaxPrice

The maximum hourly price you're willing to pay for the Spot Instances. We do not recommend using this parameter because it can lead to increased interruptions. If you do not specify this parameter, you will pay the current Spot price.

#### Important

If you specify a maximum price, your Spot Instances will be interrupted more frequently than if you do not specify this parameter.

Type: String

Required: No

### SpotInstanceType

The Spot Instance request type.

Type: String

Valid Values: one-time | persistent

Required: No

## ValidUntil

The end date of the request, in UTC format (*YYYY-MM-DDTHH:MM:SSZ*). Supported only for persistent requests.

- For a persistent request, the request remains active until the `ValidUntil` date and time is reached. Otherwise, the request remains active until you cancel it.
- For a one-time request, `ValidUntil` is not supported. The request remains active until all instances launch or you cancel the request.

Default: 7 days from the current date

Type: Timestamp

Required: No

## See Also

For more information about using this API in one of the language-specific AWS SDKs, see the following:

- [AWS SDK for C++](#)
- [AWS SDK for Java V2](#)
- [AWS SDK for Ruby V3](#)



# LaunchTemplateTagSpecification

The tags specification for the launch template.

## Contents

### resourceType

The type of resource to tag.

Type: String

Valid Values: capacity-reservation | client-vpn-endpoint | customer-gateway | carrier-gateway | coip-pool | dedicated-host | dhcp-options | egress-only-internet-gateway | elastic-ip | elastic-gpu | export-image-task | export-instance-task | fleet | fpga-image | host-reservation | image | import-image-task | import-snapshot-task | instance | instance-event-window | internet-gateway | ipam | ipam-pool | ipam-scope | ipv4pool-ec2 | ipv6pool-ec2 | key-pair | launch-template | local-gateway | local-gateway-route-table | local-gateway-virtual-interface | local-gateway-virtual-interface-group | local-gateway-route-table-vpc-association | local-gateway-route-table-virtual-interface-group-association | natgateway | network-acl | network-interface | network-insights-analysis | network-insights-path | network-insights-access-scope | network-insights-access-scope-analysis | placement-group | prefix-list | replace-root-volume-task | reserved-instances | route-table | security-group | security-group-rule | snapshot | spot-fleet-request | spot-instances-request | subnet | subnet-cidr-reservation | traffic-mirror-filter | traffic-mirror-session | traffic-mirror-target | transit-gateway | transit-gateway-attachment | transit-gateway-connect-peer | transit-gateway-multicast-domain | transit-gateway-policy-table | transit-gateway-route-table | transit-gateway-route-table-announcement | volume | vpc | vpc-endpoint | vpc-endpoint-connection | vpc-endpoint-service | vpc-endpoint-service-permission | vpc-peering-connection | vpn-connection | vpn-gateway | vpc-flow-log | capacity-reservation-fleet | traffic-mirror-filter-rule | vpc-endpoint-connection-device-type | verified-access-instance | verified-access-group | verified-access-endpoint | verified-access-policy | verified-access-trust-provider |

vpn-connection-device-type | vpc-block-public-access-exclusion | ipam-resource-discovery | ipam-resource-discovery-association | instance-connect-endpoint | ipam-external-resource-verification-token

Required: No

### **tagSet**

The tags for the resource.

Type: Array of [Tag](#) objects

Required: No

## **See Also**

For more information about using this API in one of the language-specific AWS SDKs, see the following:

- [AWS SDK for C++](#)
- [AWS SDK for Java V2](#)
- [AWS SDK for Ruby V3](#)

# LaunchTemplateTagSpecificationRequest

The tags specification for the resources that are created during instance launch.

## Contents

### ResourceType

The type of resource to tag.

Valid Values lists all resource types for Amazon EC2 that can be tagged. When you create a launch template, you can specify tags for the following resource types only: `instance` | `volume` | `network-interface` | `spot-instances-request`. If the instance does not include the resource type that you specify, the instance launch fails. For example, not all instance types include a volume.

To tag a resource after it has been created, see [CreateTags](#).

Type: String

Valid Values: `capacity-reservation` | `client-vpn-endpoint` | `customer-gateway` | `carrier-gateway` | `coip-pool` | `dedicated-host` | `dhcp-options` | `egress-only-internet-gateway` | `elastic-ip` | `elastic-gpu` | `export-image-task` | `export-instance-task` | `fleet` | `fpga-image` | `host-reservation` | `image` | `import-image-task` | `import-snapshot-task` | `instance` | `instance-event-window` | `internet-gateway` | `ipam` | `ipam-pool` | `ipam-scope` | `ipv4pool-ec2` | `ipv6pool-ec2` | `key-pair` | `launch-template` | `local-gateway` | `local-gateway-route-table` | `local-gateway-virtual-interface` | `local-gateway-virtual-interface-group` | `local-gateway-route-table-vpc-association` | `local-gateway-route-table-virtual-interface-group-association` | `natgateway` | `network-acl` | `network-interface` | `network-insights-analysis` | `network-insights-path` | `network-insights-access-scope` | `network-insights-access-scope-analysis` | `placement-group` | `prefix-list` | `replace-root-volume-task` | `reserved-instances` | `route-table` | `security-group` | `security-group-rule` | `snapshot` | `spot-fleet-request` | `spot-instances-request` | `subnet` | `subnet-cidr-reservation` | `traffic-mirror-filter` | `traffic-mirror-session` | `traffic-mirror-target` | `transit-gateway` | `transit-gateway-attachment` | `transit-gateway-connect-peer` | `transit-gateway-multicast-domain` | `transit-gateway-policy-table`

| transit-gateway-route-table | transit-gateway-route-table-announcement  
| volume | vpc | vpc-endpoint | vpc-endpoint-connection | vpc-endpoint-  
service | vpc-endpoint-service-permission | vpc-peering-connection |  
vpn-connection | vpn-gateway | vpc-flow-log | capacity-reservation-  
fleet | traffic-mirror-filter-rule | vpc-endpoint-connection-device-type  
| verified-access-instance | verified-access-group | verified-access-  
endpoint | verified-access-policy | verified-access-trust-provider |  
vpn-connection-device-type | vpc-block-public-access-exclusion | ipam-  
resource-discovery | ipam-resource-discovery-association | instance-  
connect-endpoint | ipam-external-resource-verification-token

Required: No

## Tags

The tags to apply to the resource.

Type: Array of [Tag](#) objects

Required: No

## See Also

For more information about using this API in one of the language-specific AWS SDKs, see the following:

- [AWS SDK for C++](#)
- [AWS SDK for Java V2](#)
- [AWS SDK for Ruby V3](#)

# LaunchTemplateVersion

Describes a launch template version.

## Contents

### createdBy

The principal that created the version.

Type: String

Required: No

### createTime

The time the version was created.

Type: Timestamp

Required: No

### defaultVersion

Indicates whether the version is the default version.

Type: Boolean

Required: No

### launchTemplateData

Information about the launch template.

Type: [ResponseLaunchTemplateData](#) object

Required: No

### launchTemplateId

The ID of the launch template.

Type: String

Required: No

## launchTemplateName

The name of the launch template.

Type: String

Length Constraints: Minimum length of 3. Maximum length of 128.

Pattern: `[a-zA-Z0-9\(\)\.\-/_]+`

Required: No

## versionDescription

The description for the version.

Type: String

Length Constraints: Minimum length of 0. Maximum length of 255.

Required: No

## versionNumber

The version number.

Type: Long

Required: No

## See Also

For more information about using this API in one of the language-specific AWS SDKs, see the following:

- [AWS SDK for C++](#)
- [AWS SDK for Java V2](#)
- [AWS SDK for Ruby V3](#)

# LicenseConfiguration

Describes a license configuration.

## Contents

### licenseConfigurationArn

The Amazon Resource Name (ARN) of the license configuration.

Type: String

Required: No

## See Also

For more information about using this API in one of the language-specific AWS SDKs, see the following:

- [AWS SDK for C++](#)
- [AWS SDK for Java V2](#)
- [AWS SDK for Ruby V3](#)

# LicenseConfigurationRequest

Describes a license configuration.

## Contents

### LicenseConfigurationArn

The Amazon Resource Name (ARN) of the license configuration.

Type: String

Required: No

## See Also

For more information about using this API in one of the language-specific AWS SDKs, see the following:

- [AWS SDK for C++](#)
- [AWS SDK for Java V2](#)
- [AWS SDK for Ruby V3](#)



# LoadBalancersConfig

Describes the Classic Load Balancers and target groups to attach to a Spot Fleet request.

## Contents

**ClassicLoadBalancersConfig** (request), **classicLoadBalancersConfig** (response)

The Classic Load Balancers.

Type: [ClassicLoadBalancersConfig](#) object

Required: No

**TargetGroupsConfig** (request), **targetGroupsConfig** (response)

The target groups.

Type: [TargetGroupsConfig](#) object

Required: No

## See Also

For more information about using this API in one of the language-specific AWS SDKs, see the following:

- [AWS SDK for C++](#)
- [AWS SDK for Java V2](#)
- [AWS SDK for Ruby V3](#)

# LoadPermission

Describes a load permission.

## Contents

### group

The name of the group.

Type: String

Valid Values: all

Required: No

### userId

The AWS account ID.

Type: String

Required: No

## See Also

For more information about using this API in one of the language-specific AWS SDKs, see the following:

- [AWS SDK for C++](#)
- [AWS SDK for Java V2](#)
- [AWS SDK for Ruby V3](#)

# LoadPermissionModifications

Describes modifications to the load permissions of an Amazon FPGA image (AFI).

## Contents

### Add

The load permissions to add.

Type: Array of [LoadPermissionRequest](#) objects

Required: No

### Remove

The load permissions to remove.

Type: Array of [LoadPermissionRequest](#) objects

Required: No

## See Also

For more information about using this API in one of the language-specific AWS SDKs, see the following:

- [AWS SDK for C++](#)
- [AWS SDK for Java V2](#)
- [AWS SDK for Ruby V3](#)

# LoadPermissionRequest

Describes a load permission.

## Contents

### Group

The name of the group.

Type: String

Valid Values: all

Required: No

### UserId

The AWS account ID.

Type: String

Required: No

## See Also

For more information about using this API in one of the language-specific AWS SDKs, see the following:

- [AWS SDK for C++](#)
- [AWS SDK for Java V2](#)
- [AWS SDK for Ruby V3](#)

# LocalGateway

Describes a local gateway.

## Contents

### **localGatewayId**

The ID of the local gateway.

Type: String

Required: No

### **outpostArn**

The Amazon Resource Name (ARN) of the Outpost.

Type: String

Required: No

### **ownerId**

The ID of the AWS account that owns the local gateway.

Type: String

Required: No

### **state**

The state of the local gateway.

Type: String

Required: No

### **tagSet**

The tags assigned to the local gateway.

Type: Array of [Tag](#) objects

Required: No

## See Also

For more information about using this API in one of the language-specific AWS SDKs, see the following:

- [AWS SDK for C++](#)
- [AWS SDK for Java V2](#)
- [AWS SDK for Ruby V3](#)

# LocalGatewayRoute

Describes a route for a local gateway route table.

## Contents

### **coipPoolId**

The ID of the customer-owned address pool.

Type: String

Required: No

### **destinationCidrBlock**

The CIDR block used for destination matches.

Type: String

Required: No

### **destinationPrefixListId**

The ID of the prefix list.

Type: String

Required: No

### **localGatewayRouteTableArn**

The Amazon Resource Name (ARN) of the local gateway route table.

Type: String

Length Constraints: Minimum length of 1. Maximum length of 1283.

Required: No

### **localGatewayRouteTableId**

The ID of the local gateway route table.

Type: String

Required: No

### **localGatewayVirtualInterfaceGroupId**

The ID of the virtual interface group.

Type: String

Required: No

### **networkInterfaceId**

The ID of the network interface.

Type: String

Required: No

### **ownerId**

The ID of the AWS account that owns the local gateway route.

Type: String

Required: No

### **state**

The state of the route.

Type: String

Valid Values: pending | active | blackhole | deleting | deleted

Required: No

### **subnetId**

The ID of the subnet.

Type: String

Required: No

### **type**

The route type.



Type: String

Valid Values: `static` | `propagated`

Required: No

## See Also

For more information about using this API in one of the language-specific AWS SDKs, see the following:

- [AWS SDK for C++](#)
- [AWS SDK for Java V2](#)
- [AWS SDK for Ruby V3](#)

# LocalGatewayRouteTable

Describes a local gateway route table.

## Contents

### **localGatewayId**

The ID of the local gateway.

Type: String

Required: No

### **localGatewayRouteTableArn**

The Amazon Resource Name (ARN) of the local gateway route table.

Type: String

Length Constraints: Minimum length of 1. Maximum length of 1283.

Required: No

### **localGatewayRouteTableId**

The ID of the local gateway route table.

Type: String

Required: No

### **mode**

The mode of the local gateway route table.

Type: String

Valid Values: `direct-vpc-routing` | `coip`

Required: No

### **outpostArn**

The Amazon Resource Name (ARN) of the Outpost.

Type: String

Required: No

### **ownerId**

The ID of the AWS account that owns the local gateway route table.

Type: String

Required: No

### **state**

The state of the local gateway route table.

Type: String

Required: No

### **stateReason**

Information about the state change.

Type: [StateReason](#) object

Required: No

### **tagSet**

The tags assigned to the local gateway route table.

Type: Array of [Tag](#) objects

Required: No

## **See Also**

For more information about using this API in one of the language-specific AWS SDKs, see the following:

- [AWS SDK for C++](#)
- [AWS SDK for Java V2](#)
- [AWS SDK for Ruby V3](#)



# LocalGatewayRouteTableVirtualInterfaceGroupAssociation

Describes an association between a local gateway route table and a virtual interface group.

## Contents

### **localGatewayId**

The ID of the local gateway.

Type: String

Required: No

### **localGatewayRouteTableArn**

The Amazon Resource Name (ARN) of the local gateway route table for the virtual interface group.

Type: String

Length Constraints: Minimum length of 1. Maximum length of 1283.

Required: No

### **localGatewayRouteTableId**

The ID of the local gateway route table.

Type: String

Required: No

### **localGatewayRouteTableVirtualInterfaceGroupAssociationId**

The ID of the association.

Type: String

Required: No

### **localGatewayVirtualInterfaceGroupId**

The ID of the virtual interface group.

Type: String

Required: No

### **ownerId**

The ID of the AWS account that owns the local gateway virtual interface group association.

Type: String

Required: No

### **state**

The state of the association.

Type: String

Required: No

### **tagSet**

The tags assigned to the association.

Type: Array of [Tag](#) objects

Required: No

## **See Also**

For more information about using this API in one of the language-specific AWS SDKs, see the following:

- [AWS SDK for C++](#)
- [AWS SDK for Java V2](#)
- [AWS SDK for Ruby V3](#)

# LocalGatewayRouteTableVpcAssociation

Describes an association between a local gateway route table and a VPC.

## Contents

### **localGatewayId**

The ID of the local gateway.

Type: String

Required: No

### **localGatewayRouteTableArn**

The Amazon Resource Name (ARN) of the local gateway route table for the association.

Type: String

Length Constraints: Minimum length of 1. Maximum length of 1283.

Required: No

### **localGatewayRouteTableId**

The ID of the local gateway route table.

Type: String

Required: No

### **localGatewayRouteTableVpcAssociationId**

The ID of the association.

Type: String

Required: No

### **ownerId**

The ID of the AWS account that owns the local gateway route table for the association.

Type: String

Required: No

### **state**

The state of the association.

Type: String

Required: No

### **tagSet**

The tags assigned to the association.

Type: Array of [Tag](#) objects

Required: No

### **vpcId**

The ID of the VPC.

Type: String

Required: No

## **See Also**

For more information about using this API in one of the language-specific AWS SDKs, see the following:

- [AWS SDK for C++](#)
- [AWS SDK for Java V2](#)
- [AWS SDK for Ruby V3](#)



# LocalGatewayVirtualInterface

Describes a local gateway virtual interface.

## Contents

### localAddress

The local address.

Type: String

Required: No

### localBgpAsn

The Border Gateway Protocol (BGP) Autonomous System Number (ASN) of the local gateway.

Type: Integer

Required: No

### localGatewayId

The ID of the local gateway.

Type: String

Required: No

### localGatewayVirtualInterfaceId

The ID of the virtual interface.

Type: String

Required: No

### ownerId

The ID of the AWS account that owns the local gateway virtual interface.

Type: String

Required: No

**peerAddress**

The peer address.

Type: String

Required: No

**peerBgpAsn**

The peer BGP ASN.

Type: Integer

Required: No

**tagSet**

The tags assigned to the virtual interface.

Type: Array of [Tag](#) objects

Required: No

**vlan**

The ID of the VLAN.

Type: Integer

Required: No

**See Also**

For more information about using this API in one of the language-specific AWS SDKs, see the following:

- [AWS SDK for C++](#)
- [AWS SDK for Java V2](#)
- [AWS SDK for Ruby V3](#)

# LocalGatewayVirtualInterfaceGroup

Describes a local gateway virtual interface group.

## Contents

### localGatewayId

The ID of the local gateway.

Type: String

Required: No

### localGatewayVirtualInterfaceGroupId

The ID of the virtual interface group.

Type: String

Required: No

### localGatewayVirtualInterfaceIdSet

The IDs of the virtual interfaces.

Type: Array of strings

Required: No

### ownerId

The ID of the AWS account that owns the local gateway virtual interface group.

Type: String

Required: No

### tagSet

The tags assigned to the virtual interface group.

Type: Array of [Tag](#) objects

Required: No

## See Also

For more information about using this API in one of the language-specific AWS SDKs, see the following:

- [AWS SDK for C++](#)
- [AWS SDK for Java V2](#)
- [AWS SDK for Ruby V3](#)

# LockedSnapshotsInfo

Information about a locked snapshot.

## Contents

### **coolOffPeriod**

The compliance mode cooling-off period, in hours.

Type: Integer

Required: No

### **coolOffPeriodExpiresOn**

The date and time at which the compliance mode cooling-off period expires, in the UTC time zone (YYYY-MM-DDThh:mm:ss.sssZ).

Type: Timestamp

Required: No

### **lockCreatedOn**

The date and time at which the snapshot was locked, in the UTC time zone (YYYY-MM-DDThh:mm:ss.sssZ).

Type: Timestamp

Required: No

### **lockDuration**

The period of time for which the snapshot is locked, in days.

Type: Integer

Required: No

### **lockDurationStartTime**

The date and time at which the lock duration started, in the UTC time zone (YYYY-MM-DDThh:mm:ss.sssZ).

If you lock a snapshot that is in the pending state, the lock duration starts only once the snapshot enters the completed state.

Type: Timestamp

Required: No

### **lockExpiresOn**

The date and time at which the lock will expire, in the UTC time zone (YYYY-MM-DDThh:mm:ss.sssZ).

Type: Timestamp

Required: No

### **lockState**

The state of the snapshot lock. Valid states include:

- `compliance-cooloff` - The snapshot has been locked in compliance mode but it is still within the cooling-off period. The snapshot can't be deleted, but it can be unlocked and the lock settings can be modified by users with appropriate permissions.
- `governance` - The snapshot is locked in governance mode. The snapshot can't be deleted, but it can be unlocked and the lock settings can be modified by users with appropriate permissions.
- `compliance` - The snapshot is locked in compliance mode and the cooling-off period has expired. The snapshot can't be unlocked or deleted. The lock duration can only be increased by users with appropriate permissions.
- `expired` - The snapshot was locked in compliance or governance mode but the lock duration has expired. The snapshot is not locked and can be deleted.

Type: String

Valid Values: `compliance` | `governance` | `compliance-cooloff` | `expired`

Required: No

### **ownerId**

The account ID of the AWS account that owns the snapshot.

Type: String

Required: No

### **snapshotId**

The ID of the snapshot.

Type: String

Required: No

## **See Also**

For more information about using this API in one of the language-specific AWS SDKs, see the following:

- [AWS SDK for C++](#)
- [AWS SDK for Java V2](#)
- [AWS SDK for Ruby V3](#)

# MacHost

Information about the EC2 Mac Dedicated Host.

## Contents

### hostId

The EC2 Mac Dedicated Host ID.

Type: String

Required: No

### macOSLatestSupportedVersionSet

The latest macOS versions that the EC2 Mac Dedicated Host can launch without being upgraded.

Type: Array of strings

Required: No

## See Also

For more information about using this API in one of the language-specific AWS SDKs, see the following:

- [AWS SDK for C++](#)
- [AWS SDK for Java V2](#)
- [AWS SDK for Ruby V3](#)



# MaintenanceDetails

Details for Site-to-Site VPN tunnel endpoint maintenance events.

## Contents

### **lastMaintenanceApplied**

Timestamp of last applied maintenance.

Type: Timestamp

Required: No

### **maintenanceAutoAppliedAfter**

The timestamp after which AWS will automatically apply maintenance.

Type: Timestamp

Required: No

### **pendingMaintenance**

Verify existence of a pending maintenance.

Type: String

Required: No

## See Also

For more information about using this API in one of the language-specific AWS SDKs, see the following:

- [AWS SDK for C++](#)
- [AWS SDK for Java V2](#)
- [AWS SDK for Ruby V3](#)

# ManagedPrefixList

Describes a managed prefix list.

## Contents

### **addressFamily**

The IP address version.

Type: String

Required: No

### **maxEntries**

The maximum number of entries for the prefix list.

Type: Integer

Required: No

### **ownerId**

The ID of the owner of the prefix list.

Type: String

Required: No

### **prefixListArn**

The Amazon Resource Name (ARN) for the prefix list.

Type: String

Length Constraints: Minimum length of 1. Maximum length of 1283.

Required: No

### **prefixListId**

The ID of the prefix list.

Type: String

Required: No

### **prefixListName**

The name of the prefix list.

Type: String

Required: No

### **state**

The current state of the prefix list.

Type: String

Valid Values: create-in-progress | create-complete | create-failed | modify-in-progress | modify-complete | modify-failed | restore-in-progress | restore-complete | restore-failed | delete-in-progress | delete-complete | delete-failed

Required: No

### **stateMessage**

The state message.

Type: String

Required: No

### **tagSet**

The tags for the prefix list.

Type: Array of [Tag](#) objects

Required: No

### **version**

The version of the prefix list.

Type: Long

Required: No

## See Also

For more information about using this API in one of the language-specific AWS SDKs, see the following:

- [AWS SDK for C++](#)
- [AWS SDK for Java V2](#)
- [AWS SDK for Ruby V3](#)

# MediaAcceleratorInfo

Describes the media accelerators for the instance type.

## Contents

### accelerators

Describes the media accelerators for the instance type.

Type: Array of [MediaDeviceInfo](#) objects

Required: No

### totalMediaMemoryInMiB

The total size of the memory for the media accelerators for the instance type, in MiB.

Type: Integer

Required: No

## See Also

For more information about using this API in one of the language-specific AWS SDKs, see the following:

- [AWS SDK for C++](#)
- [AWS SDK for Java V2](#)
- [AWS SDK for Ruby V3](#)

# MediaDeviceInfo

Describes the media accelerators for the instance type.

## Contents

### count

The number of media accelerators for the instance type.

Type: Integer

Required: No

### manufacturer

The manufacturer of the media accelerator.

Type: String

Required: No

### memoryInfo

Describes the memory available to the media accelerator.

Type: [MediaDeviceMemoryInfo](#) object

Required: No

### name

The name of the media accelerator.

Type: String

Required: No

## See Also

For more information about using this API in one of the language-specific AWS SDKs, see the following:

- [AWS SDK for C++](#)

- [AWS SDK for Java V2](#)
- [AWS SDK for Ruby V3](#)

# MediaDeviceMemoryInfo

Describes the memory available to the media accelerator.

## Contents

### sizeInMiB

The size of the memory available to each media accelerator, in MiB.

Type: Integer

Required: No

## See Also

For more information about using this API in one of the language-specific AWS SDKs, see the following:

- [AWS SDK for C++](#)
- [AWS SDK for Java V2](#)
- [AWS SDK for Ruby V3](#)



# MemoryGiBPerVCpu

The minimum and maximum amount of memory per vCPU, in GiB.

## Contents

### Max (request), **max** (response)

The maximum amount of memory per vCPU, in GiB. If this parameter is not specified, there is no maximum limit.

Type: Double

Required: No

### Min (request), **min** (response)

The minimum amount of memory per vCPU, in GiB. If this parameter is not specified, there is no minimum limit.

Type: Double

Required: No

## See Also

For more information about using this API in one of the language-specific AWS SDKs, see the following:

- [AWS SDK for C++](#)
- [AWS SDK for Java V2](#)
- [AWS SDK for Ruby V3](#)

# MemoryGiBPerVCpuRequest

The minimum and maximum amount of memory per vCPU, in GiB.

## Contents

### Max

The maximum amount of memory per vCPU, in GiB. To specify no maximum limit, omit this parameter.

Type: Double

Required: No

### Min

The minimum amount of memory per vCPU, in GiB. To specify no minimum limit, omit this parameter.

Type: Double

Required: No

## See Also

For more information about using this API in one of the language-specific AWS SDKs, see the following:

- [AWS SDK for C++](#)
- [AWS SDK for Java V2](#)
- [AWS SDK for Ruby V3](#)

# MemoryInfo

Describes the memory for the instance type.

## Contents

### sizeInMiB

The size of the memory, in MiB.

Type: Long

Required: No

## See Also

For more information about using this API in one of the language-specific AWS SDKs, see the following:

- [AWS SDK for C++](#)
- [AWS SDK for Java V2](#)
- [AWS SDK for Ruby V3](#)

# MemoryMiB

The minimum and maximum amount of memory, in MiB.

## Contents

### **Max** (request), **max** (response)

The maximum amount of memory, in MiB. If this parameter is not specified, there is no maximum limit.

Type: Integer

Required: No

### **Min** (request), **min** (response)

The minimum amount of memory, in MiB. If this parameter is not specified, there is no minimum limit.

Type: Integer

Required: No

## See Also

For more information about using this API in one of the language-specific AWS SDKs, see the following:

- [AWS SDK for C++](#)
- [AWS SDK for Java V2](#)
- [AWS SDK for Ruby V3](#)

# MemoryMiBRequest

The minimum and maximum amount of memory, in MiB.

## Contents

### Min

The minimum amount of memory, in MiB. To specify no minimum limit, specify 0.

Type: Integer

Required: Yes

### Max

The maximum amount of memory, in MiB. To specify no maximum limit, omit this parameter.

Type: Integer

Required: No

## See Also

For more information about using this API in one of the language-specific AWS SDKs, see the following:

- [AWS SDK for C++](#)
- [AWS SDK for Java V2](#)
- [AWS SDK for Ruby V3](#)

# MetricPoint

Indicates whether the network was healthy or degraded at a particular point. The value is aggregated from the `startDate` to the `endDate`. Currently only `five_minutes` is supported.

## Contents

### `endDate`

The end date for the metric point. The ending time must be formatted as `yyyy-mm-ddThh:mm:ss`. For example, `2022-06-12T12:00:00.000Z`.

Type: Timestamp

Required: No

### `startDate`

The start date for the metric point. The starting date for the metric point. The starting time must be formatted as `yyyy-mm-ddThh:mm:ss`. For example, `2022-06-10T12:00:00.000Z`.

Type: Timestamp

Required: No

### `status`

The status of the metric point.

Type: String

Required: No

### `value`

Type: Float

Required: No

## See Also

For more information about using this API in one of the language-specific AWS SDKs, see the following:

- [AWS SDK for C++](#)
- [AWS SDK for Java V2](#)
- [AWS SDK for Ruby V3](#)

# ModifyTransitGatewayOptions

The transit gateway options.

## Contents

### AddTransitGatewayCidrBlocks

Adds IPv4 or IPv6 CIDR blocks for the transit gateway. Must be a size /24 CIDR block or larger for IPv4, or a size /64 CIDR block or larger for IPv6.

Type: Array of strings

Required: No

### AmazonSideAsn

A private Autonomous System Number (ASN) for the Amazon side of a BGP session. The range is 64512 to 65534 for 16-bit ASNs and 4200000000 to 4294967294 for 32-bit ASNs.

The modify ASN operation is not allowed on a transit gateway if it has the following attachments:

- Dynamic VPN
- Static VPN
- Direct Connect Gateway
- Connect

You must first delete all transit gateway attachments configured prior to modifying the ASN on the transit gateway.

Type: Long

Required: No

### AssociationDefaultRouteTableId

The ID of the default association route table.

Type: String

Required: No



## **AutoAcceptSharedAttachments**

Enable or disable automatic acceptance of attachment requests.

Type: String

Valid Values: enable | disable

Required: No

## **DefaultRouteTableAssociation**

Enable or disable automatic association with the default association route table.

Type: String

Valid Values: enable | disable

Required: No

## **DefaultRouteTablePropagation**

Enable or disable automatic propagation of routes to the default propagation route table.

Type: String

Valid Values: enable | disable

Required: No

## **DnsSupport**

Enable or disable DNS support.

Type: String

Valid Values: enable | disable

Required: No

## **PropagationDefaultRouteTableId**

The ID of the default propagation route table.

Type: String

Required: No

## RemoveTransitGatewayCidrBlocks

Removes CIDR blocks for the transit gateway.

Type: Array of strings

Required: No

## SecurityGroupReferencingSupport

### Note

This parameter is in preview and may not be available for your account.

Enables you to reference a security group across VPCs attached to a transit gateway. Use this option to simplify security group management and control of instance-to-instance traffic across VPCs that are connected by transit gateway. You can also use this option to migrate from VPC peering (which was the only option that supported security group referencing) to transit gateways (which now also support security group referencing). This option is disabled by default and there are no additional costs to use this feature.

Type: String

Valid Values: enable | disable

Required: No

## VpnEcmpSupport

Enable or disable Equal Cost Multipath Protocol support.

Type: String

Valid Values: enable | disable

Required: No

## See Also

For more information about using this API in one of the language-specific AWS SDKs, see the following:

- [AWS SDK for C++](#)
- [AWS SDK for Java V2](#)
- [AWS SDK for Ruby V3](#)

# ModifyTransitGatewayVpcAttachmentRequestOptions

Describes the options for a VPC attachment.

## Contents

### ApplianceModeSupport

Enable or disable support for appliance mode. If enabled, a traffic flow between a source and destination uses the same Availability Zone for the VPC attachment for the lifetime of that flow. The default is `disable`.

Type: String

Valid Values: `enable` | `disable`

Required: No

### DnsSupport

Enable or disable DNS support. The default is `enable`.

Type: String

Valid Values: `enable` | `disable`

Required: No

### Ipv6Support

Enable or disable IPv6 support. The default is `enable`.

Type: String

Valid Values: `enable` | `disable`

Required: No

### SecurityGroupReferencingSupport

#### Note

This parameter is in preview and may not be available for your account.

Enables you to reference a security group across VPCs attached to a transit gateway. Use this option to simplify security group management and control of instance-to-instance traffic across VPCs that are connected by transit gateway. You can also use this option to migrate from VPC peering (which was the only option that supported security group referencing) to transit gateways (which now also support security group referencing). This option is disabled by default and there are no additional costs to use this feature.

Type: String

Valid Values: `enable` | `disable`

Required: No

## See Also

For more information about using this API in one of the language-specific AWS SDKs, see the following:

- [AWS SDK for C++](#)
- [AWS SDK for Java V2](#)
- [AWS SDK for Ruby V3](#)

# ModifyVerifiedAccessEndpointEniOptions

Describes the options when modifying a Verified Access endpoint with the `network-interface` type.

## Contents

### Port

The IP port number.

Type: Integer

Valid Range: Minimum value of 1. Maximum value of 65535.

Required: No

### Protocol

The IP protocol.

Type: String

Valid Values: `http` | `https`

Required: No

## See Also

For more information about using this API in one of the language-specific AWS SDKs, see the following:

- [AWS SDK for C++](#)
- [AWS SDK for Java V2](#)
- [AWS SDK for Ruby V3](#)

# ModifyVerifiedAccessEndpointLoadBalancerOptions

Describes a load balancer when creating an AWS Verified Access endpoint using the `load-balancer` type.

## Contents

### Port

The IP port number.

Type: Integer

Valid Range: Minimum value of 1. Maximum value of 65535.

Required: No

### Protocol

The IP protocol.

Type: String

Valid Values: `http` | `https`

Required: No

### SubnetIds

The IDs of the subnets.

Type: Array of strings

Required: No

## See Also

For more information about using this API in one of the language-specific AWS SDKs, see the following:

- [AWS SDK for C++](#)
- [AWS SDK for Java V2](#)

- [AWS SDK for Ruby V3](#)



# ModifyVerifiedAccessTrustProviderDeviceOptions

Modifies the configuration of the specified device-based AWS Verified Access trust provider.

## Contents

### PublicSigningKeyUrl

The URL AWS Verified Access will use to verify the authenticity of the device tokens.

Type: String

Required: No

## See Also

For more information about using this API in one of the language-specific AWS SDKs, see the following:

- [AWS SDK for C++](#)
- [AWS SDK for Java V2](#)
- [AWS SDK for Ruby V3](#)

# ModifyVerifiedAccessTrustProviderOidcOptions

Options for an OpenID Connect-compatible user-identity trust provider.

## Contents

### AuthorizationEndpoint

The OIDC authorization endpoint.

Type: String

Required: No

### ClientId

The client identifier.

Type: String

Required: No

### ClientSecret

The client secret.

Type: String

Required: No

### Issuer

The OIDC issuer.

Type: String

Required: No

### Scope

OpenID Connect (OIDC) scopes are used by an application during authentication to authorize access to a user's details. Each scope returns a specific set of user attributes.

Type: String

Required: No

## TokenEndpoint

The OIDC token endpoint.

Type: String

Required: No

## UserInfoEndpoint

The OIDC user info endpoint.

Type: String

Required: No

## See Also

For more information about using this API in one of the language-specific AWS SDKs, see the following:

- [AWS SDK for C++](#)
- [AWS SDK for Java V2](#)
- [AWS SDK for Ruby V3](#)

# ModifyVpnTunnelOptionsSpecification

The AWS Site-to-Site VPN tunnel options to modify.

## Contents

### DPDTimeoutAction

The action to take after DPD timeout occurs. Specify `restart` to restart the IKE initiation. Specify `clear` to end the IKE session.

Valid Values: `clear` | `none` | `restart`

Default: `clear`

Type: String

Required: No

### DPDTimeoutSeconds

The number of seconds after which a DPD timeout occurs. A DPD timeout of 40 seconds means that the VPN endpoint will consider the peer dead 30 seconds after the first failed keep-alive.

Constraints: A value greater than or equal to 30.

Default: 40

Type: Integer

Required: No

### EnableTunnelLifecycleControl

Turn on or off tunnel endpoint lifecycle control feature.

Type: Boolean

Required: No

### IKEVersions

The IKE versions that are permitted for the VPN tunnel.

Valid values: `ikev1` | `ikev2`

Type: Array of [IKEVersionsRequestListValue](#) objects

Required: No

## LogOptions

Options for logging VPN tunnel activity.

Type: [VpnTunnelLogOptionsSpecification](#) object

Required: No

## Phase1DHGroupNumbers

One or more Diffie-Hellman group numbers that are permitted for the VPN tunnel for phase 1 IKE negotiations.

Valid values: `2` | `14` | `15` | `16` | `17` | `18` | `19` | `20` | `21` | `22` | `23` | `24`

Type: Array of [Phase1DHGroupNumbersRequestListValue](#) objects

Required: No

## Phase1EncryptionAlgorithms

One or more encryption algorithms that are permitted for the VPN tunnel for phase 1 IKE negotiations.

Valid values: `AES128` | `AES256` | `AES128-GCM-16` | `AES256-GCM-16`

Type: Array of [Phase1EncryptionAlgorithmsRequestListValue](#) objects

Required: No

## Phase1IntegrityAlgorithms

One or more integrity algorithms that are permitted for the VPN tunnel for phase 1 IKE negotiations.

Valid values: `SHA1` | `SHA2-256` | `SHA2-384` | `SHA2-512`

Type: Array of [Phase1IntegrityAlgorithmsRequestListValue](#) objects

Required: No

## Phase1LifetimeSeconds

The lifetime for phase 1 of the IKE negotiation, in seconds.

Constraints: A value between 900 and 28,800.

Default: 28800

Type: Integer

Required: No

## Phase2DHGroupNumbers

One or more Diffie-Hellman group numbers that are permitted for the VPN tunnel for phase 2 IKE negotiations.

Valid values: 2 | 5 | 14 | 15 | 16 | 17 | 18 | 19 | 20 | 21 | 22 | 23 | 24

Type: Array of [Phase2DHGroupNumbersRequestListValue](#) objects

Required: No

## Phase2EncryptionAlgorithms

One or more encryption algorithms that are permitted for the VPN tunnel for phase 2 IKE negotiations.

Valid values: AES128 | AES256 | AES128-GCM-16 | AES256-GCM-16

Type: Array of [Phase2EncryptionAlgorithmsRequestListValue](#) objects

Required: No

## Phase2IntegrityAlgorithms

One or more integrity algorithms that are permitted for the VPN tunnel for phase 2 IKE negotiations.

Valid values: SHA1 | SHA2-256 | SHA2-384 | SHA2-512

Type: Array of [Phase2IntegrityAlgorithmsRequestListValue](#) objects

Required: No

## **Phase2LifetimeSeconds**

The lifetime for phase 2 of the IKE negotiation, in seconds.

Constraints: A value between 900 and 3,600. The value must be less than the value for `Phase1LifetimeSeconds`.

Default: 3600

Type: Integer

Required: No

## **PreSharedKey**

The pre-shared key (PSK) to establish initial authentication between the virtual private gateway and the customer gateway.

Constraints: Allowed characters are alphanumeric characters, periods (.), and underscores (\_). Must be between 8 and 64 characters in length and cannot start with zero (0).

Type: String

Required: No

## **RekeyFuzzPercentage**

The percentage of the rekey window (determined by `RekeyMarginTimeSeconds`) during which the rekey time is randomly selected.

Constraints: A value between 0 and 100.

Default: 100

Type: Integer

Required: No

## **RekeyMarginTimeSeconds**

The margin time, in seconds, before the phase 2 lifetime expires, during which the AWS side of the VPN connection performs an IKE rekey. The exact time of the rekey is randomly selected based on the value for `RekeyFuzzPercentage`.

Constraints: A value between 60 and half of `Phase2LifetimeSeconds`.

Default: 270

Type: Integer

Required: No

### **ReplayWindowSize**

The number of packets in an IKE replay window.

Constraints: A value between 64 and 2048.

Default: 1024

Type: Integer

Required: No

### **StartupAction**

The action to take when the establishing the tunnel for the VPN connection. By default, your customer gateway device must initiate the IKE negotiation and bring up the tunnel. Specify `start` for AWS to initiate the IKE negotiation.

Valid Values: `add` | `start`

Default: `add`

Type: String

Required: No

### **TunnelInsideCidr**

The range of inside IPv4 addresses for the tunnel. Any specified CIDR blocks must be unique across all VPN connections that use the same virtual private gateway.

Constraints: A size /30 CIDR block from the 169.254.0.0/16 range. The following CIDR blocks are reserved and cannot be used:

- 169.254.0.0/30
- 169.254.1.0/30
- 169.254.2.0/30
- 169.254.3.0/30



- 169.254.4.0/30
- 169.254.5.0/30
- 169.254.169.252/30

Type: String

Required: No

### **TunnelInsideIpv6Cidr**

The range of inside IPv6 addresses for the tunnel. Any specified CIDR blocks must be unique across all VPN connections that use the same transit gateway.

Constraints: A size /126 CIDR block from the local fd00: : /8 range.

Type: String

Required: No

## **See Also**

For more information about using this API in one of the language-specific AWS SDKs, see the following:

- [AWS SDK for C++](#)
- [AWS SDK for Java V2](#)
- [AWS SDK for Ruby V3](#)

# Monitoring

Describes the monitoring of an instance.

## Contents

### state

Indicates whether detailed monitoring is enabled. Otherwise, basic monitoring is enabled.

Type: String

Valid Values: disabled | disabling | enabled | pending

Required: No

## See Also

For more information about using this API in one of the language-specific AWS SDKs, see the following:

- [AWS SDK for C++](#)
- [AWS SDK for Java V2](#)
- [AWS SDK for Ruby V3](#)

# MovingAddressStatus

**Note**

This action is deprecated.

Describes the status of a moving Elastic IP address.

## Contents

### **moveStatus**

The status of the Elastic IP address that's being moved or restored.

Type: String

Valid Values: `movingToVpc` | `restoringToClassic`

Required: No

### **publicIp**

The Elastic IP address.

Type: String

Required: No

## See Also

For more information about using this API in one of the language-specific AWS SDKs, see the following:

- [AWS SDK for C++](#)
- [AWS SDK for Java V2](#)
- [AWS SDK for Ruby V3](#)

# NatGateway

Describes a NAT gateway.

## Contents

### **connectivityType**

Indicates whether the NAT gateway supports public or private connectivity.

Type: String

Valid Values: `private` | `public`

Required: No

### **createTime**

The date and time the NAT gateway was created.

Type: Timestamp

Required: No

### **deleteTime**

The date and time the NAT gateway was deleted, if applicable.

Type: Timestamp

Required: No

### **failureCode**

If the NAT gateway could not be created, specifies the error code for the failure.

(`InsufficientFreeAddressesInSubnet` | `Gateway.NotAttached` | `InvalidAllocationID.NotFound` | `Resource.AlreadyAssociated` | `InternalError` | `InvalidSubnetID.NotFound`)

Type: String

Required: No

## failureMessage

If the NAT gateway could not be created, specifies the error message for the failure, that corresponds to the error code.

- For `InsufficientFreeAddressesInSubnet`: "Subnet has insufficient free addresses to create this NAT gateway"
- For `Gateway.NotAttached`: "Network vpc-xxxxxxx has no Internet gateway attached"
- For `InvalidAllocationID.NotFound`: "Elastic IP address eipalloc-xxxxxxx could not be associated with this NAT gateway"
- For `Resource.AlreadyAssociated`: "Elastic IP address eipalloc-xxxxxxx is already associated"
- For `InternalError`: "Network interface eni-xxxxxxx, created and used internally by this NAT gateway is in an invalid state. Please try again."
- For `InvalidSubnetID.NotFound`: "The specified subnet subnet-xxxxxxx does not exist or could not be found."

Type: String

Required: No

## natGatewayAddressSet

Information about the IP addresses and network interface associated with the NAT gateway.

Type: Array of [NatGatewayAddress](#) objects

Required: No

## natGatewayId

The ID of the NAT gateway.

Type: String

Required: No

## provisionedBandwidth

Reserved. If you need to sustain traffic greater than the [documented limits](#), contact AWS Support.

Type: [ProvisionedBandwidth](#) object

Required: No

### **state**

The state of the NAT gateway.

- **pending**: The NAT gateway is being created and is not ready to process traffic.
- **failed**: The NAT gateway could not be created. Check the `failureCode` and `failureMessage` fields for the reason.
- **available**: The NAT gateway is able to process traffic. This status remains until you delete the NAT gateway, and does not indicate the health of the NAT gateway.
- **deleting**: The NAT gateway is in the process of being terminated and may still be processing traffic.
- **deleted**: The NAT gateway has been terminated and is no longer processing traffic.

Type: String

Valid Values: `pending` | `failed` | `available` | `deleting` | `deleted`

Required: No

### **subnetId**

The ID of the subnet in which the NAT gateway is located.

Type: String

Required: No

### **tagSet**

The tags for the NAT gateway.

Type: Array of [Tag](#) objects

Required: No

### **vpcId**

The ID of the VPC in which the NAT gateway is located.

Type: String

Required: No

## See Also

For more information about using this API in one of the language-specific AWS SDKs, see the following:

- [AWS SDK for C++](#)
- [AWS SDK for Java V2](#)
- [AWS SDK for Ruby V3](#)

# NatGatewayAddress

Describes the IP addresses and network interface associated with a NAT gateway.

## Contents

### **allocationId**

[Public NAT gateway only] The allocation ID of the Elastic IP address that's associated with the NAT gateway.

Type: String

Required: No

### **associationId**

[Public NAT gateway only] The association ID of the Elastic IP address that's associated with the NAT gateway.

Type: String

Required: No

### **failureMessage**

The address failure message.

Type: String

Required: No

### **isPrimary**

Defines if the IP address is the primary address.

Type: Boolean

Required: No

### **networkInterfaceId**

The ID of the network interface associated with the NAT gateway.

Type: String



Required: No

### **privatelp**

The private IP address associated with the NAT gateway.

Type: String

Required: No

### **publicip**

[Public NAT gateway only] The Elastic IP address associated with the NAT gateway.

Type: String

Required: No

### **status**

The address status.

Type: String

Valid Values: `assigning` | `unassigning` | `associating` | `disassociating` | `succeeded` | `failed`

Required: No

## **See Also**

For more information about using this API in one of the language-specific AWS SDKs, see the following:

- [AWS SDK for C++](#)
- [AWS SDK for Java V2](#)
- [AWS SDK for Ruby V3](#)

# NetworkAcl

Describes a network ACL.

## Contents

### associationSet

Any associations between the network ACL and your subnets

Type: Array of [NetworkAclAssociation](#) objects

Required: No

### default

Indicates whether this is the default network ACL for the VPC.

Type: Boolean

Required: No

### entrySet

The entries (rules) in the network ACL.

Type: Array of [NetworkAclEntry](#) objects

Required: No

### networkAclId

The ID of the network ACL.

Type: String

Required: No

### ownerId

The ID of the AWS account that owns the network ACL.

Type: String

Required: No

## tagSet

Any tags assigned to the network ACL.

Type: Array of [Tag](#) objects

Required: No

## vpcId

The ID of the VPC for the network ACL.

Type: String

Required: No

## See Also

For more information about using this API in one of the language-specific AWS SDKs, see the following:

- [AWS SDK for C++](#)
- [AWS SDK for Java V2](#)
- [AWS SDK for Ruby V3](#)

# NetworkAclAssociation

Describes an association between a network ACL and a subnet.

## Contents

### **networkAclAssociationId**

The ID of the association between a network ACL and a subnet.

Type: String

Required: No

### **networkAclId**

The ID of the network ACL.

Type: String

Required: No

### **subnetId**

The ID of the subnet.

Type: String

Required: No

## See Also

For more information about using this API in one of the language-specific AWS SDKs, see the following:

- [AWS SDK for C++](#)
- [AWS SDK for Java V2](#)
- [AWS SDK for Ruby V3](#)

# NetworkAclEntry

Describes an entry in a network ACL.

## Contents

### **cidrBlock**

The IPv4 network range to allow or deny, in CIDR notation.

Type: String

Required: No

### **egress**

Indicates whether the rule is an egress rule (applied to traffic leaving the subnet).

Type: Boolean

Required: No

### **icmpTypeCode**

ICMP protocol: The ICMP type and code.

Type: [IcmpTypeCode](#) object

Required: No

### **ipv6CidrBlock**

The IPv6 network range to allow or deny, in CIDR notation.

Type: String

Required: No

### **portRange**

TCP or UDP protocols: The range of ports the rule applies to.

Type: [PortRange](#) object

Required: No

## protocol

The protocol number. A value of "-1" means all protocols.

Type: String

Required: No

## ruleAction

Indicates whether to allow or deny the traffic that matches the rule.

Type: String

Valid Values: allow | deny

Required: No

## ruleNumber

The rule number for the entry. ACL entries are processed in ascending order by rule number.

Type: Integer

Required: No

## See Also

For more information about using this API in one of the language-specific AWS SDKs, see the following:

- [AWS SDK for C++](#)
- [AWS SDK for Java V2](#)
- [AWS SDK for Ruby V3](#)

# NetworkBandwidthGbps

The minimum and maximum amount of network bandwidth, in gigabits per second (Gbps).

## Note

Setting the minimum bandwidth does not guarantee that your instance will achieve the minimum bandwidth. Amazon EC2 will identify instance types that support the specified minimum bandwidth, but the actual bandwidth of your instance might go below the specified minimum at times. For more information, see [Available instance bandwidth](#) in the *Amazon EC2 User Guide*.

## Contents

### Max (request), **max** (response)

The maximum amount of network bandwidth, in Gbps. If this parameter is not specified, there is no maximum limit.

Type: Double

Required: No

### Min (request), **min** (response)

The minimum amount of network bandwidth, in Gbps. If this parameter is not specified, there is no minimum limit.

Type: Double

Required: No

## See Also

For more information about using this API in one of the language-specific AWS SDKs, see the following:

- [AWS SDK for C++](#)
- [AWS SDK for Java V2](#)

- [AWS SDK for Ruby V3](#)



# NetworkBandwidthGbpsRequest

The minimum and maximum amount of network bandwidth, in gigabits per second (Gbps).

## Note

Setting the minimum bandwidth does not guarantee that your instance will achieve the minimum bandwidth. Amazon EC2 will identify instance types that support the specified minimum bandwidth, but the actual bandwidth of your instance might go below the specified minimum at times. For more information, see [Available instance bandwidth](#) in the *Amazon EC2 User Guide*.

## Contents

### Max

The maximum amount of network bandwidth, in Gbps. To specify no maximum limit, omit this parameter.

Type: Double

Required: No

### Min

The minimum amount of network bandwidth, in Gbps. To specify no minimum limit, omit this parameter.

Type: Double

Required: No

## See Also

For more information about using this API in one of the language-specific AWS SDKs, see the following:

- [AWS SDK for C++](#)
- [AWS SDK for Java V2](#)

- [AWS SDK for Ruby V3](#)

# NetworkCardInfo

Describes the network card support of the instance type.

## Contents

### **baselineBandwidthInGbps**

The baseline network performance of the network card, in Gbps.

Type: Double

Required: No

### **maximumNetworkInterfaces**

The maximum number of network interfaces for the network card.

Type: Integer

Required: No

### **networkCardIndex**

The index of the network card.

Type: Integer

Required: No

### **networkPerformance**

The network performance of the network card.

Type: String

Required: No

### **peakBandwidthInGbps**

The peak (burst) network performance of the network card, in Gbps.

Type: Double

Required: No

## See Also

For more information about using this API in one of the language-specific AWS SDKs, see the following:

- [AWS SDK for C++](#)
- [AWS SDK for Java V2](#)
- [AWS SDK for Ruby V3](#)

# NetworkInfo

Describes the networking features of the instance type.

## Contents

### **defaultNetworkCardIndex**

The index of the default network card, starting at 0.

Type: Integer

Required: No

### **efaInfo**

Describes the Elastic Fabric Adapters for the instance type.

Type: [EfaInfo](#) object

Required: No

### **efaSupported**

Indicates whether Elastic Fabric Adapter (EFA) is supported.

Type: Boolean

Required: No

### **enaSrdSupported**

Indicates whether the instance type supports ENA Express. ENA Express uses AWS Scalable Reliable Datagram (SRD) technology to increase the maximum bandwidth used per stream and minimize tail latency of network traffic between EC2 instances.

Type: Boolean

Required: No

### **enaSupport**

Indicates whether Elastic Network Adapter (ENA) is supported.

Type: String

Valid Values: `unsupported` | `supported` | `required`

Required: No

### **encryptionInTransitSupported**

Indicates whether the instance type automatically encrypts in-transit traffic between instances.

Type: Boolean

Required: No

### **ipv4AddressesPerInterface**

The maximum number of IPv4 addresses per network interface.

Type: Integer

Required: No

### **ipv6AddressesPerInterface**

The maximum number of IPv6 addresses per network interface.

Type: Integer

Required: No

### **ipv6Supported**

Indicates whether IPv6 is supported.

Type: Boolean

Required: No

### **maximumNetworkCards**

The maximum number of physical network cards that can be allocated to the instance.

Type: Integer

Required: No

### **maximumNetworkInterfaces**

The maximum number of network interfaces for the instance type.

Type: Integer

Required: No

### **networkCards**

Describes the network cards for the instance type.

Type: Array of [NetworkCardInfo](#) objects

Required: No

### **networkPerformance**

The network performance.

Type: String

Required: No

## **See Also**

For more information about using this API in one of the language-specific AWS SDKs, see the following:

- [AWS SDK for C++](#)
- [AWS SDK for Java V2](#)
- [AWS SDK for Ruby V3](#)

# NetworkInsightsAccessScope

Describes a Network Access Scope.

## Contents

### **createdDate**

The creation date.

Type: Timestamp

Required: No

### **networkInsightsAccessScopeArn**

The Amazon Resource Name (ARN) of the Network Access Scope.

Type: String

Length Constraints: Minimum length of 1. Maximum length of 1283.

Required: No

### **networkInsightsAccessScopeId**

The ID of the Network Access Scope.

Type: String

Required: No

### **tagSet**

The tags.

Type: Array of [Tag](#) objects

Required: No

### **updatedAt**

The last updated date.

Type: Timestamp



Required: No

## See Also

For more information about using this API in one of the language-specific AWS SDKs, see the following:

- [AWS SDK for C++](#)
- [AWS SDK for Java V2](#)
- [AWS SDK for Ruby V3](#)

# NetworkInsightsAccessScopeAnalysis

Describes a Network Access Scope analysis.

## Contents

### **analyzedEniCount**

The number of network interfaces analyzed.

Type: Integer

Required: No

### **endDate**

The analysis end date.

Type: Timestamp

Required: No

### **findingsFound**

Indicates whether there are findings.

Type: String

Valid Values: `true` | `false` | `unknown`

Required: No

### **networkInsightsAccessScopeAnalysisArn**

The Amazon Resource Name (ARN) of the Network Access Scope analysis.

Type: String

Length Constraints: Minimum length of 1. Maximum length of 1283.

Required: No

### **networkInsightsAccessScopeAnalysisId**

The ID of the Network Access Scope analysis.

Type: String

Required: No

### **networkInsightsAccessScopeId**

The ID of the Network Access Scope.

Type: String

Required: No

### **startDate**

The analysis start date.

Type: Timestamp

Required: No

### **status**

The status.

Type: String

Valid Values: `running` | `succeeded` | `failed`

Required: No

### **statusMessage**

The status message.

Type: String

Required: No

### **tagSet**

The tags.

Type: Array of [Tag](#) objects

Required: No

### **warningMessage**

The warning message.

Type: String

Required: No

## See Also

For more information about using this API in one of the language-specific AWS SDKs, see the following:

- [AWS SDK for C++](#)
- [AWS SDK for Java V2](#)
- [AWS SDK for Ruby V3](#)

# NetworkInsightsAccessScopeContent

Describes the Network Access Scope content.

## Contents

### **excludePathSet**

The paths to exclude.

Type: Array of [AccessScopePath](#) objects

Required: No

### **matchPathSet**

The paths to match.

Type: Array of [AccessScopePath](#) objects

Required: No

### **networkInsightsAccessScopeId**

The ID of the Network Access Scope.

Type: String

Required: No

## See Also

For more information about using this API in one of the language-specific AWS SDKs, see the following:

- [AWS SDK for C++](#)
- [AWS SDK for Java V2](#)
- [AWS SDK for Ruby V3](#)

# NetworkInsightsAnalysis

Describes a network insights analysis.

## Contents

### **additionalAccountSet**

The member accounts that contain resources that the path can traverse.

Type: Array of strings

Required: No

### **alternatePathHintSet**

Potential intermediate components.

Type: Array of [AlternatePathHint](#) objects

Required: No

### **explanationSet**

The explanations. For more information, see [Reachability Analyzer explanation codes](#).

Type: Array of [Explanation](#) objects

Required: No

### **filterInArnSet**

The Amazon Resource Names (ARN) of the resources that the path must traverse.

Type: Array of strings

Length Constraints: Minimum length of 1. Maximum length of 1283.

Required: No

### **forwardPathComponentSet**

The components in the path from source to destination.

Type: Array of [PathComponent](#) objects

Required: No

### **networkInsightsAnalysisArn**

The Amazon Resource Name (ARN) of the network insights analysis.

Type: String

Length Constraints: Minimum length of 1. Maximum length of 1283.

Required: No

### **networkInsightsAnalysisId**

The ID of the network insights analysis.

Type: String

Required: No

### **networkInsightsPathId**

The ID of the path.

Type: String

Required: No

### **networkPathFound**

Indicates whether the destination is reachable from the source.

Type: Boolean

Required: No

### **returnPathComponentSet**

The components in the path from destination to source.

Type: Array of [PathComponent](#) objects

Required: No

### **startDate**

The time the analysis started.

Type: Timestamp

Required: No

### **status**

The status of the network insights analysis.

Type: String

Valid Values: `running` | `succeeded` | `failed`

Required: No

### **statusMessage**

The status message, if the status is `failed`.

Type: String

Required: No

### **suggestedAccountSet**

Potential intermediate accounts.

Type: Array of strings

Required: No

### **tagSet**

The tags.

Type: Array of [Tag](#) objects

Required: No

### **warningMessage**

The warning message.

Type: String

Required: No



## See Also

For more information about using this API in one of the language-specific AWS SDKs, see the following:

- [AWS SDK for C++](#)
- [AWS SDK for Java V2](#)
- [AWS SDK for Ruby V3](#)

# NetworkInsightsPath

Describes a path.

## Contents

### **createdDate**

The time stamp when the path was created.

Type: Timestamp

Required: No

### **destination**

The ID of the destination.

Type: String

Required: No

### **destinationArn**

The Amazon Resource Name (ARN) of the destination.

Type: String

Length Constraints: Minimum length of 1. Maximum length of 1283.

Required: No

### **destinationIp**

The IP address of the destination.

Type: String

Length Constraints: Minimum length of 0. Maximum length of 15.

Pattern: `^([\d-]{1,3}\.){3}[\d-]{1,3}$`

Required: No

### **destinationPort**

The destination port.

Type: Integer

Required: No

### **filterAtDestination**

Scopes the analysis to network paths that match specific filters at the destination.

Type: [PathFilter](#) object

Required: No

### **filterAtSource**

Scopes the analysis to network paths that match specific filters at the source.

Type: [PathFilter](#) object

Required: No

### **networkInsightsPathArn**

The Amazon Resource Name (ARN) of the path.

Type: String

Length Constraints: Minimum length of 1. Maximum length of 1283.

Required: No

### **networkInsightsPathId**

The ID of the path.

Type: String

Required: No

### **protocol**

The protocol.

Type: String

Valid Values: tcp | udp

Required: No

**source**

The ID of the source.

Type: String

Required: No

**sourceArn**

The Amazon Resource Name (ARN) of the source.

Type: String

Length Constraints: Minimum length of 1. Maximum length of 1283.

Required: No

**sourceIp**

The IP address of the source.

Type: String

Length Constraints: Minimum length of 0. Maximum length of 15.

Pattern: `^([0-9]{1,3}.){3}[0-9]{1,3}$`

Required: No

**tagSet**

The tags associated with the path.

Type: Array of [Tag](#) objects

Required: No

**See Also**

For more information about using this API in one of the language-specific AWS SDKs, see the following:

- [AWS SDK for C++](#)

- [AWS SDK for Java V2](#)
- [AWS SDK for Ruby V3](#)

# NetworkInterface

Describes a network interface.

## Contents

### association

The association information for an Elastic IP address (IPv4) associated with the network interface.

Type: [NetworkInterfaceAssociation](#) object

Required: No

### attachment

The network interface attachment.

Type: [NetworkInterfaceAttachment](#) object

Required: No

### availabilityZone

The Availability Zone.

Type: String

Required: No

### connectionTrackingConfiguration

A security group connection tracking configuration that enables you to set the timeout for connection tracking on an Elastic network interface. For more information, see [Connection tracking timeouts](#) in the *Amazon EC2 User Guide*.

Type: [ConnectionTrackingConfiguration](#) object

Required: No

### denyAllIgwTraffic

Indicates whether a network interface with an IPv6 address is unreachable from the public internet. If the value is `true`, inbound traffic from the internet is dropped and you cannot

assign an elastic IP address to the network interface. The network interface is reachable from peered VPCs and resources connected through a transit gateway, including on-premises networks.

Type: Boolean

Required: No

### **description**

A description.

Type: String

Required: No

### **groupSet**

Any security groups for the network interface.

Type: Array of [GroupIdentifier](#) objects

Required: No

### **interfaceType**

The type of network interface.

Type: String

Valid Values: `api_gateway_managed` | `aws_codestar_connections_managed` | `branch` | `ec2_instance_connect_endpoint` | `efa` | `efs` | `gateway_load_balancer` | `gateway_load_balancer_endpoint` | `global_accelerator_managed` | `interface` | `iot_rules_managed` | `lambda` | `load_balancer` | `nat_gateway` | `network_load_balancer` | `quicksight` | `transit_gateway` | `trunk` | `vpc_endpoint`

Required: No

### **ipv4PrefixSet**

The IPv4 prefixes that are assigned to the network interface.

Type: Array of [Ipv4PrefixSpecification](#) objects

Required: No

### **ipv6Address**

The IPv6 globally unique address associated with the network interface.

Type: String

Required: No

### **ipv6AddressesSet**

The IPv6 addresses associated with the network interface.

Type: Array of [NetworkInterfaceIpv6Address](#) objects

Required: No

### **ipv6Native**

Indicates whether this is an IPv6 only network interface.

Type: Boolean

Required: No

### **ipv6PrefixSet**

The IPv6 prefixes that are assigned to the network interface.

Type: Array of [Ipv6PrefixSpecification](#) objects

Required: No

### **macAddress**

The MAC address.

Type: String

Required: No

### **networkInterfaceId**

The ID of the network interface.

Type: String



Required: No

**outpostArn**

The Amazon Resource Name (ARN) of the Outpost.

Type: String

Required: No

**ownerId**

The AWS account ID of the owner of the network interface.

Type: String

Required: No

**privateDnsName**

The private DNS name.

Type: String

Required: No

**privateIpAddress**

The IPv4 address of the network interface within the subnet.

Type: String

Required: No

**privateIpAddressesSet**

The private IPv4 addresses associated with the network interface.

Type: Array of [NetworkInterfacePrivateIpAddress](#) objects

Required: No

**requesterId**

The alias or AWS account ID of the principal or service that created the network interface.

Type: String

Required: No

### **requesterManaged**

Indicates whether the network interface is being managed by AWS.

Type: Boolean

Required: No

### **sourceDestCheck**

Indicates whether source/destination checking is enabled.

Type: Boolean

Required: No

### **status**

The status of the network interface.

Type: String

Valid Values: available | associated | attaching | in-use | detaching

Required: No

### **subnetId**

The ID of the subnet.

Type: String

Required: No

### **tagSet**

Any tags assigned to the network interface.

Type: Array of [Tag](#) objects

Required: No

### **vpcId**

The ID of the VPC.

Type: String

Required: No

## See Also

For more information about using this API in one of the language-specific AWS SDKs, see the following:

- [AWS SDK for C++](#)
- [AWS SDK for Java V2](#)
- [AWS SDK for Ruby V3](#)

# NetworkInterfaceAssociation

Describes association information for an Elastic IP address (IPv4 only), or a Carrier IP address (for a network interface which resides in a subnet in a Wavelength Zone).

## Contents

### **allocationId**

The allocation ID.

Type: String

Required: No

### **associationId**

The association ID.

Type: String

Required: No

### **carrierIp**

The carrier IP address associated with the network interface.

This option is only available when the network interface is in a subnet which is associated with a Wavelength Zone.

Type: String

Required: No

### **customerOwnedIp**

The customer-owned IP address associated with the network interface.

Type: String

Required: No

### **ipOwnerId**

The ID of the Elastic IP address owner.

Type: String

Required: No

### **publicDnsName**

The public DNS name.

Type: String

Required: No

### **publicIp**

The address of the Elastic IP address bound to the network interface.

Type: String

Required: No

## **See Also**

For more information about using this API in one of the language-specific AWS SDKs, see the following:

- [AWS SDK for C++](#)
- [AWS SDK for Java V2](#)
- [AWS SDK for Ruby V3](#)

# NetworkInterfaceAttachment

Describes a network interface attachment.

## Contents

### **attachmentId**

The ID of the network interface attachment.

Type: String

Required: No

### **attachTime**

The timestamp indicating when the attachment initiated.

Type: Timestamp

Required: No

### **deleteOnTermination**

Indicates whether the network interface is deleted when the instance is terminated.

Type: Boolean

Required: No

### **deviceIndex**

The device index of the network interface attachment on the instance.

Type: Integer

Required: No

### **enaSrdSpecification**

Configures ENA Express for the network interface that this action attaches to the instance.

Type: [AttachmentEnaSrdSpecification](#) object

Required: No

**instanceId**

The ID of the instance.

Type: String

Required: No

**instanceOwnerId**

The AWS account ID of the owner of the instance.

Type: String

Required: No

**networkCardIndex**

The index of the network card.

Type: Integer

Required: No

**status**

The attachment state.

Type: String

Valid Values: `attaching` | `attached` | `detaching` | `detached`

Required: No

**See Also**

For more information about using this API in one of the language-specific AWS SDKs, see the following:

- [AWS SDK for C++](#)
- [AWS SDK for Java V2](#)
- [AWS SDK for Ruby V3](#)

# NetworkInterfaceAttachmentChanges

Describes an attachment change.

## Contents

### AttachmentId

The ID of the network interface attachment.

Type: String

Required: No

### DeleteOnTermination

Indicates whether the network interface is deleted when the instance is terminated.

Type: Boolean

Required: No

## See Also

For more information about using this API in one of the language-specific AWS SDKs, see the following:

- [AWS SDK for C++](#)
- [AWS SDK for Java V2](#)
- [AWS SDK for Ruby V3](#)



# NetworkInterfaceCount

The minimum and maximum number of network interfaces.

## Contents

### **Max** (request), **max** (response)

The maximum number of network interfaces. If this parameter is not specified, there is no maximum limit.

Type: Integer

Required: No

### **Min** (request), **min** (response)

The minimum number of network interfaces. If this parameter is not specified, there is no minimum limit.

Type: Integer

Required: No

## See Also

For more information about using this API in one of the language-specific AWS SDKs, see the following:

- [AWS SDK for C++](#)
- [AWS SDK for Java V2](#)
- [AWS SDK for Ruby V3](#)

# NetworkInterfaceCountRequest

The minimum and maximum number of network interfaces.

## Contents

### Max

The maximum number of network interfaces. To specify no maximum limit, omit this parameter.

Type: Integer

Required: No

### Min

The minimum number of network interfaces. To specify no minimum limit, omit this parameter.

Type: Integer

Required: No

## See Also

For more information about using this API in one of the language-specific AWS SDKs, see the following:

- [AWS SDK for C++](#)
- [AWS SDK for Java V2](#)
- [AWS SDK for Ruby V3](#)

# NetworkInterfaceIpv6Address

Describes an IPv6 address associated with a network interface.

## Contents

### ipv6Address

The IPv6 address.

Type: String

Required: No

### isPrimaryIpv6

Determines if an IPv6 address associated with a network interface is the primary IPv6 address. When you enable an IPv6 GUA address to be a primary IPv6, the first IPv6 GUA will be made the primary IPv6 address until the instance is terminated or the network interface is detached. For more information, see [ModifyNetworkInterfaceAttribute](#).

Type: Boolean

Required: No

## See Also

For more information about using this API in one of the language-specific AWS SDKs, see the following:

- [AWS SDK for C++](#)
- [AWS SDK for Java V2](#)
- [AWS SDK for Ruby V3](#)

# NetworkInterfacePermission

Describes a permission for a network interface.

## Contents

### **awsAccountId**

The AWS account ID.

Type: String

Required: No

### **awsService**

The AWS service.

Type: String

Required: No

### **networkInterfaceId**

The ID of the network interface.

Type: String

Required: No

### **networkInterfacePermissionId**

The ID of the network interface permission.

Type: String

Required: No

### **permission**

The type of permission.

Type: String

Valid Values: INSTANCE-ATTACH | EIP-ASSOCIATE

Required: No

## **permissionState**

Information about the state of the permission.

Type: [NetworkInterfacePermissionState](#) object

Required: No

## **See Also**

For more information about using this API in one of the language-specific AWS SDKs, see the following:

- [AWS SDK for C++](#)
- [AWS SDK for Java V2](#)
- [AWS SDK for Ruby V3](#)

# NetworkInterfacePermissionState

Describes the state of a network interface permission.

## Contents

### state

The state of the permission.

Type: String

Valid Values: pending | granted | revoking | revoked

Required: No

### statusMessage

A status message, if applicable.

Type: String

Required: No

## See Also

For more information about using this API in one of the language-specific AWS SDKs, see the following:

- [AWS SDK for C++](#)
- [AWS SDK for Java V2](#)
- [AWS SDK for Ruby V3](#)

# NetworkInterfacePrivateIpAddress

Describes the private IPv4 address of a network interface.

## Contents

### association

The association information for an Elastic IP address (IPv4) associated with the network interface.

Type: [NetworkInterfaceAssociation](#) object

Required: No

### primary

Indicates whether this IPv4 address is the primary private IPv4 address of the network interface.

Type: Boolean

Required: No

### privateDnsName

The private DNS name.

Type: String

Required: No

### privateIpAddress

The private IPv4 address.

Type: String

Required: No

## See Also

For more information about using this API in one of the language-specific AWS SDKs, see the following:

- [AWS SDK for C++](#)
- [AWS SDK for Java V2](#)
- [AWS SDK for Ruby V3](#)



# NeuronDeviceCoreInfo

Describes the cores available to the neuron accelerator.

## Contents

### count

The number of cores available to the neuron accelerator.

Type: Integer

Required: No

### version

The version of the neuron accelerator.

Type: Integer

Required: No

## See Also

For more information about using this API in one of the language-specific AWS SDKs, see the following:

- [AWS SDK for C++](#)
- [AWS SDK for Java V2](#)
- [AWS SDK for Ruby V3](#)

# NeuronDeviceInfo

Describes the neuron accelerators for the instance type.

## Contents

### coreInfo

Describes the cores available to each neuron accelerator.

Type: [NeuronDeviceCoreInfo](#) object

Required: No

### count

The number of neuron accelerators for the instance type.

Type: Integer

Required: No

### memoryInfo

Describes the memory available to each neuron accelerator.

Type: [NeuronDeviceMemoryInfo](#) object

Required: No

### name

The name of the neuron accelerator.

Type: String

Required: No

## See Also

For more information about using this API in one of the language-specific AWS SDKs, see the following:

- [AWS SDK for C++](#)

- [AWS SDK for Java V2](#)
- [AWS SDK for Ruby V3](#)

# NeuronDeviceMemoryInfo

Describes the memory available to the neuron accelerator.

## Contents

### sizeInMiB

The size of the memory available to the neuron accelerator, in MiB.

Type: Integer

Required: No

## See Also

For more information about using this API in one of the language-specific AWS SDKs, see the following:

- [AWS SDK for C++](#)
- [AWS SDK for Java V2](#)
- [AWS SDK for Ruby V3](#)

# NeuronInfo

Describes the neuron accelerators for the instance type.

## Contents

### **neuronDevices**

Describes the neuron accelerators for the instance type.

Type: Array of [NeuronDeviceInfo](#) objects

Required: No

### **totalNeuronDeviceMemoryInMiB**

The total size of the memory for the neuron accelerators for the instance type, in MiB.

Type: Integer

Required: No

## See Also

For more information about using this API in one of the language-specific AWS SDKs, see the following:

- [AWS SDK for C++](#)
- [AWS SDK for Java V2](#)
- [AWS SDK for Ruby V3](#)

# NewDhcpConfiguration

Describes a DHCP configuration option.

## Contents

### Key

The name of a DHCP option.

Type: String

Required: No

### Values

The values for the DHCP option.

Type: Array of strings

Required: No

## See Also

For more information about using this API in one of the language-specific AWS SDKs, see the following:

- [AWS SDK for C++](#)
- [AWS SDK for Java V2](#)
- [AWS SDK for Ruby V3](#)

# NitroTpmInfo

Describes the supported NitroTPM versions for the instance type.

## Contents

### supportedVersions

Indicates the supported NitroTPM versions.

Type: Array of strings

Required: No

## See Also

For more information about using this API in one of the language-specific AWS SDKs, see the following:

- [AWS SDK for C++](#)
- [AWS SDK for Java V2](#)
- [AWS SDK for Ruby V3](#)

# OidcOptions

Describes the options for an OpenID Connect-compatible user-identity trust provider.

## Contents

### **authorizationEndpoint**

The OIDC authorization endpoint.

Type: String

Required: No

### **clientId**

The client identifier.

Type: String

Required: No

### **clientSecret**

The client secret.

Type: String

Required: No

### **issuer**

The OIDC issuer.

Type: String

Required: No

### **scope**

The OpenID Connect (OIDC) scope specified.

Type: String

Required: No



**tokenEndpoint**

The OIDC token endpoint.

Type: String

Required: No

**userInfoEndpoint**

The OIDC user info endpoint.

Type: String

Required: No

**See Also**

For more information about using this API in one of the language-specific AWS SDKs, see the following:

- [AWS SDK for C++](#)
- [AWS SDK for Java V2](#)
- [AWS SDK for Ruby V3](#)

# OnDemandOptions

Describes the configuration of On-Demand Instances in an EC2 Fleet.

## Contents

### allocationStrategy

The strategy that determines the order of the launch template overrides to use in fulfilling On-Demand capacity.

`lowest-price` - EC2 Fleet uses price to determine the order, launching the lowest price first.

`prioritized` - EC2 Fleet uses the priority that you assigned to each launch template override, launching the highest priority first.

Default: `lowest-price`

Type: String

Valid Values: `lowest-price` | `prioritized`

Required: No

### capacityReservationOptions

The strategy for using unused Capacity Reservations for fulfilling On-Demand capacity.

Supported only for fleets of type `instant`.

Type: [CapacityReservationOptions](#) object

Required: No

### maxTotalPrice

The maximum amount per hour for On-Demand Instances that you're willing to pay.

#### Note

If your fleet includes T instances that are configured as `unlimited`, and if their average CPU usage exceeds the baseline utilization, you will incur a charge for surplus credits. The `maxTotalPrice` does not account for surplus credits, and, if you use surplus

credits, your final cost might be higher than what you specified for `maxTotalPrice`. For more information, see [Surplus credits can incur charges](#) in the *Amazon EC2 User Guide*.

Type: String

Required: No

### **minTargetCapacity**

The minimum target capacity for On-Demand Instances in the fleet. If this minimum capacity isn't reached, no instances are launched.

Constraints: Maximum value of 1000. Supported only for fleets of type `instant`.

At least one of the following must be specified: `SingleAvailabilityZone` | `SingleInstanceType`

Type: Integer

Required: No

### **singleAvailabilityZone**

Indicates that the fleet launches all On-Demand Instances into a single Availability Zone.

Supported only for fleets of type `instant`.

Type: Boolean

Required: No

### **singleInstanceType**

Indicates that the fleet uses a single instance type to launch all On-Demand Instances in the fleet.

Supported only for fleets of type `instant`.

Type: Boolean

Required: No

## See Also

For more information about using this API in one of the language-specific AWS SDKs, see the following:

- [AWS SDK for C++](#)
- [AWS SDK for Java V2](#)
- [AWS SDK for Ruby V3](#)

# OnDemandOptionsRequest

Describes the configuration of On-Demand Instances in an EC2 Fleet.

## Contents

### AllocationStrategy

The strategy that determines the order of the launch template overrides to use in fulfilling On-Demand capacity.

`lowest-price` - EC2 Fleet uses price to determine the order, launching the lowest price first.

`prioritized` - EC2 Fleet uses the priority that you assigned to each launch template override, launching the highest priority first.

Default: `lowest-price`

Type: String

Valid Values: `lowest-price` | `prioritized`

Required: No

### CapacityReservationOptions

The strategy for using unused Capacity Reservations for fulfilling On-Demand capacity.

Supported only for fleets of type `instant`.

Type: [CapacityReservationOptionsRequest](#) object

Required: No

### MaxTotalPrice

The maximum amount per hour for On-Demand Instances that you're willing to pay.

#### Note

If your fleet includes T instances that are configured as `unlimited`, and if their average CPU usage exceeds the baseline utilization, you will incur a charge for surplus credits. The `MaxTotalPrice` does not account for surplus credits, and, if you use surplus

credits, your final cost might be higher than what you specified for `MaxTotalPrice`. For more information, see [Surplus credits can incur charges](#) in the *Amazon EC2 User Guide*.

Type: String

Required: No

### **MinTargetCapacity**

The minimum target capacity for On-Demand Instances in the fleet. If this minimum capacity isn't reached, no instances are launched.

Constraints: Maximum value of 1000. Supported only for fleets of type `instant`.

At least one of the following must be specified: `SingleAvailabilityZone` | `SingleInstanceType`

Type: Integer

Required: No

### **SingleAvailabilityZone**

Indicates that the fleet launches all On-Demand Instances into a single Availability Zone.

Supported only for fleets of type `instant`.

Type: Boolean

Required: No

### **SingleInstanceType**

Indicates that the fleet uses a single instance type to launch all On-Demand Instances in the fleet.

Supported only for fleets of type `instant`.

Type: Boolean

Required: No

## See Also

For more information about using this API in one of the language-specific AWS SDKs, see the following:

- [AWS SDK for C++](#)
- [AWS SDK for Java V2](#)
- [AWS SDK for Ruby V3](#)

# PacketHeaderStatement

Describes a packet header statement.

## Contents

### **destinationAddressSet**

The destination addresses.

Type: Array of strings

Required: No

### **destinationPortSet**

The destination ports.

Type: Array of strings

Required: No

### **destinationPrefixListSet**

The destination prefix lists.

Type: Array of strings

Required: No

### **protocolSet**

The protocols.

Type: Array of strings

Valid Values: tcp | udp

Required: No

### **sourceAddressSet**

The source addresses.

Type: Array of strings



Required: No

### **sourcePortSet**

The source ports.

Type: Array of strings

Required: No

### **sourcePrefixListSet**

The source prefix lists.

Type: Array of strings

Required: No

## **See Also**

For more information about using this API in one of the language-specific AWS SDKs, see the following:

- [AWS SDK for C++](#)
- [AWS SDK for Java V2](#)
- [AWS SDK for Ruby V3](#)

# PacketHeaderStatementRequest

Describes a packet header statement.

## Contents

### DestinationAddresses

The destination addresses.

Type: Array of strings

Required: No

### DestinationPorts

The destination ports.

Type: Array of strings

Required: No

### DestinationPrefixLists

The destination prefix lists.

Type: Array of strings

Required: No

### Protocols

The protocols.

Type: Array of strings

Valid Values: tcp | udp

Required: No

### SourceAddresses

The source addresses.

Type: Array of strings

Required: No

### **SourcePorts**

The source ports.

Type: Array of strings

Required: No

### **SourcePrefixLists**

The source prefix lists.

Type: Array of strings

Required: No

## **See Also**

For more information about using this API in one of the language-specific AWS SDKs, see the following:

- [AWS SDK for C++](#)
- [AWS SDK for Java V2](#)
- [AWS SDK for Ruby V3](#)

# PathComponent

Describes a path component.

## Contents

### **aclRule**

The network ACL rule.

Type: [AnalysisAclRule](#) object

Required: No

### **additionalDetailSet**

The additional details.

Type: Array of [AdditionalDetail](#) objects

Required: No

### **attachedTo**

The resource to which the path component is attached.

Type: [AnalysisComponent](#) object

Required: No

### **component**

The component.

Type: [AnalysisComponent](#) object

Required: No

### **destinationVpc**

The destination VPC.

Type: [AnalysisComponent](#) object

Required: No

## **elasticLoadBalancerListener**

The load balancer listener.

Type: [AnalysisComponent](#) object

Required: No

## **explanationSet**

The explanation codes.

Type: Array of [Explanation](#) objects

Required: No

## **firewallStatefulRule**

The Network Firewall stateful rule.

Type: [FirewallStatefulRule](#) object

Required: No

## **firewallStatelessRule**

The Network Firewall stateless rule.

Type: [FirewallStatelessRule](#) object

Required: No

## **inboundHeader**

The inbound header.

Type: [AnalysisPacketHeader](#) object

Required: No

## **outboundHeader**

The outbound header.

Type: [AnalysisPacketHeader](#) object

Required: No

**routeTableRoute**

The route table route.

Type: [AnalysisRouteTableRoute](#) object

Required: No

**securityGroupRule**

The security group rule.

Type: [AnalysisSecurityGroupRule](#) object

Required: No

**sequenceNumber**

The sequence number.

Type: Integer

Required: No

**serviceName**

The name of the VPC endpoint service.

Type: String

Required: No

**sourceVpc**

The source VPC.

Type: [AnalysisComponent](#) object

Required: No

**subnet**

The subnet.

Type: [AnalysisComponent](#) object

Required: No

## transitGateway

The transit gateway.

Type: [AnalysisComponent](#) object

Required: No

## transitGatewayRouteTableRoute

The route in a transit gateway route table.

Type: [TransitGatewayRouteTableRoute](#) object

Required: No

## vpc

The component VPC.

Type: [AnalysisComponent](#) object

Required: No

## See Also

For more information about using this API in one of the language-specific AWS SDKs, see the following:

- [AWS SDK for C++](#)
- [AWS SDK for Java V2](#)
- [AWS SDK for Ruby V3](#)

# PathFilter

Describes a set of filters for a path analysis. Use path filters to scope the analysis when there can be multiple resulting paths.

## Contents

### destinationAddress

The destination IPv4 address.

Type: String

Length Constraints: Minimum length of 0. Maximum length of 15.

Pattern: `^([0-9]{1,3}.){3}[0-9]{1,3}$`

Required: No

### destinationPortRange

The destination port range.

Type: [FilterPortRange](#) object

Required: No

### sourceAddress

The source IPv4 address.

Type: String

Length Constraints: Minimum length of 0. Maximum length of 15.

Pattern: `^([0-9]{1,3}.){3}[0-9]{1,3}$`

Required: No

### sourcePortRange

The source port range.

Type: [FilterPortRange](#) object



Required: No

## See Also

For more information about using this API in one of the language-specific AWS SDKs, see the following:

- [AWS SDK for C++](#)
- [AWS SDK for Java V2](#)
- [AWS SDK for Ruby V3](#)

# PathRequestFilter

Describes a set of filters for a path analysis. Use path filters to scope the analysis when there can be multiple resulting paths.

## Contents

### DestinationAddress

The destination IPv4 address.

Type: String

Length Constraints: Minimum length of 0. Maximum length of 15.

Pattern: `^([0-9]{1,3}.){3}[0-9]{1,3}$`

Required: No

### DestinationPortRange

The destination port range.

Type: [RequestFilterPortRange](#) object

Required: No

### SourceAddress

The source IPv4 address.

Type: String

Length Constraints: Minimum length of 0. Maximum length of 15.

Pattern: `^([0-9]{1,3}.){3}[0-9]{1,3}$`

Required: No

### SourcePortRange

The source port range.

Type: [RequestFilterPortRange](#) object

Required: No

## See Also

For more information about using this API in one of the language-specific AWS SDKs, see the following:

- [AWS SDK for C++](#)
- [AWS SDK for Java V2](#)
- [AWS SDK for Ruby V3](#)

# PathStatement

Describes a path statement.

## Contents

### packetHeaderStatement

The packet header statement.

Type: [PacketHeaderStatement](#) object

Required: No

### resourceStatement

The resource statement.

Type: [ResourceStatement](#) object

Required: No

## See Also

For more information about using this API in one of the language-specific AWS SDKs, see the following:

- [AWS SDK for C++](#)
- [AWS SDK for Java V2](#)
- [AWS SDK for Ruby V3](#)

# PathStatementRequest

Describes a path statement.

## Contents

### PacketHeaderStatement

The packet header statement.

Type: [PacketHeaderStatementRequest](#) object

Required: No

### ResourceStatement

The resource statement.

Type: [ResourceStatementRequest](#) object

Required: No

## See Also

For more information about using this API in one of the language-specific AWS SDKs, see the following:

- [AWS SDK for C++](#)
- [AWS SDK for Java V2](#)
- [AWS SDK for Ruby V3](#)

# Pcild

Describes the data that identifies an Amazon FPGA image (AFI) on the PCI bus.

## Contents

### DeviceId

The ID of the device.

Type: String

Required: No

### SubsystemId

The ID of the subsystem.

Type: String

Required: No

### SubsystemVendorId

The ID of the vendor for the subsystem.

Type: String

Required: No

### VendorId

The ID of the vendor.

Type: String

Required: No

## See Also

For more information about using this API in one of the language-specific AWS SDKs, see the following:

- [AWS SDK for C++](#)

- [AWS SDK for Java V2](#)
- [AWS SDK for Ruby V3](#)

# PeeringAttachmentStatus

The status of the transit gateway peering attachment.

## Contents

### code

The status code.

Type: String

Required: No

### message

The status message, if applicable.

Type: String

Required: No

## See Also

For more information about using this API in one of the language-specific AWS SDKs, see the following:

- [AWS SDK for C++](#)
- [AWS SDK for Java V2](#)
- [AWS SDK for Ruby V3](#)



# PeeringConnectionOptions

Describes the VPC peering connection options.

## Contents

### **allowDnsResolutionFromRemoteVpc**

If true, the public DNS hostnames of instances in the specified VPC resolve to private IP addresses when queried from instances in the peer VPC.

Type: Boolean

Required: No

### **allowEgressFromLocalClassicLinkToRemoteVpc**

Deprecated.

Type: Boolean

Required: No

### **allowEgressFromLocalVpcToRemoteClassicLink**

Deprecated.

Type: Boolean

Required: No

## See Also

For more information about using this API in one of the language-specific AWS SDKs, see the following:

- [AWS SDK for C++](#)
- [AWS SDK for Java V2](#)
- [AWS SDK for Ruby V3](#)

# PeeringConnectionOptionsRequest

The VPC peering connection options.

## Contents

### AllowDnsResolutionFromRemoteVpc

If true, enables a local VPC to resolve public DNS hostnames to private IP addresses when queried from instances in the peer VPC.

Type: Boolean

Required: No

### AllowEgressFromLocalClassicLinkToRemoteVpc

Deprecated.

Type: Boolean

Required: No

### AllowEgressFromLocalVpcToRemoteClassicLink

Deprecated.

Type: Boolean

Required: No

## See Also

For more information about using this API in one of the language-specific AWS SDKs, see the following:

- [AWS SDK for C++](#)
- [AWS SDK for Java V2](#)
- [AWS SDK for Ruby V3](#)

# PeeringTgwInfo

Information about the transit gateway in the peering attachment.

## Contents

### **coreNetworkId**

The ID of the core network where the transit gateway peer is located.

Type: String

Required: No

### **ownerId**

The ID of the AWS account that owns the transit gateway.

Type: String

Required: No

### **region**

The Region of the transit gateway.

Type: String

Required: No

### **transitGatewayId**

The ID of the transit gateway.

Type: String

Required: No

## See Also

For more information about using this API in one of the language-specific AWS SDKs, see the following:

- [AWS SDK for C++](#)

- [AWS SDK for Java V2](#)
- [AWS SDK for Ruby V3](#)

# Phase1DHGroupNumbersListValue

The Diffie-Hellmann group number for phase 1 IKE negotiations.

## Contents

### value

The Diffie-Hellmann group number.

Type: Integer

Required: No

## See Also

For more information about using this API in one of the language-specific AWS SDKs, see the following:

- [AWS SDK for C++](#)
- [AWS SDK for Java V2](#)
- [AWS SDK for Ruby V3](#)

# Phase1DHGroupNumbersRequestListValue

Specifies a Diffie-Hellman group number for the VPN tunnel for phase 1 IKE negotiations.

## Contents

### Value

The Diffie-Hellmann group number.

Type: Integer

Required: No

## See Also

For more information about using this API in one of the language-specific AWS SDKs, see the following:

- [AWS SDK for C++](#)
- [AWS SDK for Java V2](#)
- [AWS SDK for Ruby V3](#)

# Phase1EncryptionAlgorithmsListValue

The encryption algorithm for phase 1 IKE negotiations.

## Contents

### value

The value for the encryption algorithm.

Type: String

Required: No

## See Also

For more information about using this API in one of the language-specific AWS SDKs, see the following:

- [AWS SDK for C++](#)
- [AWS SDK for Java V2](#)
- [AWS SDK for Ruby V3](#)

# Phase1EncryptionAlgorithmsRequestListValue

Specifies the encryption algorithm for the VPN tunnel for phase 1 IKE negotiations.

## Contents

### Value

The value for the encryption algorithm.

Type: String

Required: No

## See Also

For more information about using this API in one of the language-specific AWS SDKs, see the following:

- [AWS SDK for C++](#)
- [AWS SDK for Java V2](#)
- [AWS SDK for Ruby V3](#)



# Phase1IntegrityAlgorithmsListValue

The integrity algorithm for phase 1 IKE negotiations.

## Contents

### value

The value for the integrity algorithm.

Type: String

Required: No

## See Also

For more information about using this API in one of the language-specific AWS SDKs, see the following:

- [AWS SDK for C++](#)
- [AWS SDK for Java V2](#)
- [AWS SDK for Ruby V3](#)

# Phase1IntegrityAlgorithmsRequestListValue

Specifies the integrity algorithm for the VPN tunnel for phase 1 IKE negotiations.

## Contents

### Value

The value for the integrity algorithm.

Type: String

Required: No

## See Also

For more information about using this API in one of the language-specific AWS SDKs, see the following:

- [AWS SDK for C++](#)
- [AWS SDK for Java V2](#)
- [AWS SDK for Ruby V3](#)

# Phase2DHGroupNumbersListValue

The Diffie-Hellmann group number for phase 2 IKE negotiations.

## Contents

### value

The Diffie-Hellmann group number.

Type: Integer

Required: No

## See Also

For more information about using this API in one of the language-specific AWS SDKs, see the following:

- [AWS SDK for C++](#)
- [AWS SDK for Java V2](#)
- [AWS SDK for Ruby V3](#)

# Phase2DHGroupNumbersRequestListValue

Specifies a Diffie-Hellman group number for the VPN tunnel for phase 2 IKE negotiations.

## Contents

### Value

The Diffie-Hellmann group number.

Type: Integer

Required: No

## See Also

For more information about using this API in one of the language-specific AWS SDKs, see the following:

- [AWS SDK for C++](#)
- [AWS SDK for Java V2](#)
- [AWS SDK for Ruby V3](#)

# Phase2EncryptionAlgorithmsListValue

The encryption algorithm for phase 2 IKE negotiations.

## Contents

### value

The encryption algorithm.

Type: String

Required: No

## See Also

For more information about using this API in one of the language-specific AWS SDKs, see the following:

- [AWS SDK for C++](#)
- [AWS SDK for Java V2](#)
- [AWS SDK for Ruby V3](#)

# Phase2EncryptionAlgorithmsRequestListValue

Specifies the encryption algorithm for the VPN tunnel for phase 2 IKE negotiations.

## Contents

### Value

The encryption algorithm.

Type: String

Required: No

## See Also

For more information about using this API in one of the language-specific AWS SDKs, see the following:

- [AWS SDK for C++](#)
- [AWS SDK for Java V2](#)
- [AWS SDK for Ruby V3](#)

# Phase2IntegrityAlgorithmsListValue

The integrity algorithm for phase 2 IKE negotiations.

## Contents

### value

The integrity algorithm.

Type: String

Required: No

## See Also

For more information about using this API in one of the language-specific AWS SDKs, see the following:

- [AWS SDK for C++](#)
- [AWS SDK for Java V2](#)
- [AWS SDK for Ruby V3](#)

# Phase2IntegrityAlgorithmsRequestListValue

Specifies the integrity algorithm for the VPN tunnel for phase 2 IKE negotiations.

## Contents

### Value

The integrity algorithm.

Type: String

Required: No

## See Also

For more information about using this API in one of the language-specific AWS SDKs, see the following:

- [AWS SDK for C++](#)
- [AWS SDK for Java V2](#)
- [AWS SDK for Ruby V3](#)



# Placement

Describes the placement of an instance.

## Contents

### **Affinity** (request), **affinity** (response)

The affinity setting for the instance on the Dedicated Host.

This parameter is not supported for [CreateFleet](#) or [ImportInstance](#).

Type: String

Required: No

### **AvailabilityZone** (request), **availabilityZone** (response)

The Availability Zone of the instance.

If not specified, an Availability Zone will be automatically chosen for you based on the load balancing criteria for the Region.

This parameter is not supported for [CreateFleet](#).

Type: String

Required: No

### **GroupId** (request), **groupId** (response)

The ID of the placement group that the instance is in. If you specify `GroupId`, you can't specify `GroupName`.

Type: String

Required: No

### **GroupName** (request), **groupName** (response)

The name of the placement group that the instance is in. If you specify `GroupName`, you can't specify `GroupId`.

Type: String

Required: No

**HostId** (request), **hostId** (response)

The ID of the Dedicated Host on which the instance resides.

This parameter is not supported for [CreateFleet](#) or [ImportInstance](#).

Type: String

Required: No

**HostResourceGroupArn** (request), **hostResourceGroupArn** (response)

The ARN of the host resource group in which to launch the instances.

If you specify this parameter, either omit the **Tenancy** parameter or set it to `host`.

This parameter is not supported for [CreateFleet](#).

Type: String

Required: No

**PartitionNumber** (request), **partitionNumber** (response)

The number of the partition that the instance is in. Valid only if the placement group strategy is set to `partition`.

This parameter is not supported for [CreateFleet](#).

Type: Integer

Required: No

**SpreadDomain** (request), **spreadDomain** (response)

Reserved for future use.

Type: String

Required: No

**Tenancy** (request), **tenancy** (response)

The tenancy of the instance. An instance with a tenancy of `dedicated` runs on single-tenant hardware.

This parameter is not supported for [CreateFleet](#). The host tenancy is not supported for [ImportInstance](#) or for T3 instances that are configured for the unlimited CPU credit option.

Type: String

Valid Values: default | dedicated | host

Required: No

## See Also

For more information about using this API in one of the language-specific AWS SDKs, see the following:

- [AWS SDK for C++](#)
- [AWS SDK for Java V2](#)
- [AWS SDK for Ruby V3](#)

# PlacementGroup

Describes a placement group.

## Contents

### groupArn

The Amazon Resource Name (ARN) of the placement group.

Type: String

Required: No

### groupId

The ID of the placement group.

Type: String

Required: No

### groupName

The name of the placement group.

Type: String

Required: No

### partitionCount

The number of partitions. Valid only if **strategy** is set to `partition`.

Type: Integer

Required: No

### spreadLevel

The spread level for the placement group. *Only* Outpost placement groups can be spread across hosts.

Type: String

Valid Values: `host` | `rack`

Required: No

### **state**

The state of the placement group.

Type: String

Valid Values: pending | available | deleting | deleted

Required: No

### **strategy**

The placement strategy.

Type: String

Valid Values: cluster | spread | partition

Required: No

### **tagSet**

Any tags applied to the placement group.

Type: Array of [Tag](#) objects

Required: No

## **See Also**

For more information about using this API in one of the language-specific AWS SDKs, see the following:

- [AWS SDK for C++](#)
- [AWS SDK for Java V2](#)
- [AWS SDK for Ruby V3](#)

# PlacementGroupInfo

Describes the placement group support of the instance type.

## Contents

### supportedStrategies

The supported placement group types.

Type: Array of strings

Valid Values: `cluster` | `partition` | `spread`

Required: No

## See Also

For more information about using this API in one of the language-specific AWS SDKs, see the following:

- [AWS SDK for C++](#)
- [AWS SDK for Java V2](#)
- [AWS SDK for Ruby V3](#)

# PlacementResponse

Describes the placement of an instance.

## Contents

### groupName

The name of the placement group that the instance is in.

Type: String

Required: No

## See Also

For more information about using this API in one of the language-specific AWS SDKs, see the following:

- [AWS SDK for C++](#)
- [AWS SDK for Java V2](#)
- [AWS SDK for Ruby V3](#)

# PoolCidrBlock

Describes a CIDR block for an address pool.

## Contents

### poolCidrBlock

The CIDR block.

Type: String

Required: No

## See Also

For more information about using this API in one of the language-specific AWS SDKs, see the following:

- [AWS SDK for C++](#)
- [AWS SDK for Java V2](#)
- [AWS SDK for Ruby V3](#)



# PortRange

Describes a range of ports.

## Contents

**From** (request), **from** (response)

The first port in the range.

Type: Integer

Required: No

**To** (request), **to** (response)

The last port in the range.

Type: Integer

Required: No

## See Also

For more information about using this API in one of the language-specific AWS SDKs, see the following:

- [AWS SDK for C++](#)
- [AWS SDK for Java V2](#)
- [AWS SDK for Ruby V3](#)

# PrefixList

Describes prefixes for AWS services.

## Contents

### cidrSet

The IP address range of the AWS service.

Type: Array of strings

Required: No

### prefixListId

The ID of the prefix.

Type: String

Required: No

### prefixListName

The name of the prefix.

Type: String

Required: No

## See Also

For more information about using this API in one of the language-specific AWS SDKs, see the following:

- [AWS SDK for C++](#)
- [AWS SDK for Java V2](#)
- [AWS SDK for Ruby V3](#)

# PrefixListAssociation

Describes the resource with which a prefix list is associated.

## Contents

### **resourceId**

The ID of the resource.

Type: String

Required: No

### **resourceOwner**

The owner of the resource.

Type: String

Required: No

## See Also

For more information about using this API in one of the language-specific AWS SDKs, see the following:

- [AWS SDK for C++](#)
- [AWS SDK for Java V2](#)
- [AWS SDK for Ruby V3](#)

# PrefixListEntry

Describes a prefix list entry.

## Contents

### cidr

The CIDR block.

Type: String

Required: No

### description

The description.

Type: String

Required: No

## See Also

For more information about using this API in one of the language-specific AWS SDKs, see the following:

- [AWS SDK for C++](#)
- [AWS SDK for Java V2](#)
- [AWS SDK for Ruby V3](#)

# PrefixListId

Describes a prefix list ID.

## Contents

### **Description** (request), **description** (response)

A description for the security group rule that references this prefix list ID.

Constraints: Up to 255 characters in length. Allowed characters are a-z, A-Z, 0-9, spaces, and `._-:/()#,@[]+=;{}!$*`

Type: String

Required: No

### **PrefixListId** (request), **prefixListId** (response)

The ID of the prefix.

Type: String

Required: No

## See Also

For more information about using this API in one of the language-specific AWS SDKs, see the following:

- [AWS SDK for C++](#)
- [AWS SDK for Java V2](#)
- [AWS SDK for Ruby V3](#)

# PriceSchedule

Describes the price for a Reserved Instance.

## Contents

### active

The current price schedule, as determined by the term remaining for the Reserved Instance in the listing.

A specific price schedule is always in effect, but only one price schedule can be active at any time. Take, for example, a Reserved Instance listing that has five months remaining in its term. When you specify price schedules for five months and two months, this means that schedule 1, covering the first three months of the remaining term, will be active during months 5, 4, and 3. Then schedule 2, covering the last two months of the term, will be active for months 2 and 1.

Type: Boolean

Required: No

### currencyCode

The currency for transacting the Reserved Instance resale. At this time, the only supported currency is USD.

Type: String

Valid Values: USD

Required: No

### price

The fixed price for the term.

Type: Double

Required: No

### term

The number of months remaining in the reservation. For example, 2 is the second to the last month before the capacity reservation expires.

Type: Long

Required: No

## See Also

For more information about using this API in one of the language-specific AWS SDKs, see the following:

- [AWS SDK for C++](#)
- [AWS SDK for Java V2](#)
- [AWS SDK for Ruby V3](#)

# PriceScheduleSpecification

Describes the price for a Reserved Instance.

## Contents

### CurrencyCode

The currency for transacting the Reserved Instance resale. At this time, the only supported currency is USD.

Type: String

Valid Values: USD

Required: No

### Price

The fixed price for the term.

Type: Double

Required: No

### Term

The number of months remaining in the reservation. For example, 2 is the second to the last month before the capacity reservation expires.

Type: Long

Required: No

## See Also

For more information about using this API in one of the language-specific AWS SDKs, see the following:

- [AWS SDK for C++](#)
- [AWS SDK for Java V2](#)
- [AWS SDK for Ruby V3](#)





# PricingDetail

Describes a Reserved Instance offering.

## Contents

### count

The number of reservations available for the price.

Type: Integer

Required: No

### price

The price per instance.

Type: Double

Required: No

## See Also

For more information about using this API in one of the language-specific AWS SDKs, see the following:

- [AWS SDK for C++](#)
- [AWS SDK for Java V2](#)
- [AWS SDK for Ruby V3](#)

# PrincipalIdFormat

PrincipalIdFormat description

## Contents

### arn

PrincipalIdFormatARN description

Type: String

Required: No

### statusSet

PrincipalIdFormatStatuses description

Type: Array of [IdFormat](#) objects

Required: No

## See Also

For more information about using this API in one of the language-specific AWS SDKs, see the following:

- [AWS SDK for C++](#)
- [AWS SDK for Java V2](#)
- [AWS SDK for Ruby V3](#)

# PrivateDnsDetails

Information about the Private DNS name for interface endpoints.

## Contents

### privateDnsName

The private DNS name assigned to the VPC endpoint service.

Type: String

Required: No

## See Also

For more information about using this API in one of the language-specific AWS SDKs, see the following:

- [AWS SDK for C++](#)
- [AWS SDK for Java V2](#)
- [AWS SDK for Ruby V3](#)

# PrivateDnsNameConfiguration

Information about the private DNS name for the service endpoint.

## Contents

### name

The name of the record subdomain the service provider needs to create. The service provider adds the `value` text to the name.

Type: String

Required: No

### state

The verification state of the VPC endpoint service.

>Consumers of the endpoint service can use the private name only when the state is `verified`.

Type: String

Valid Values: `pendingVerification` | `verified` | `failed`

Required: No

### type

The endpoint service verification type, for example `TXT`.

Type: String

Required: No

### value

The value the service provider adds to the private DNS name domain record before verification.

Type: String

Required: No

## See Also

For more information about using this API in one of the language-specific AWS SDKs, see the following:

- [AWS SDK for C++](#)
- [AWS SDK for Java V2](#)
- [AWS SDK for Ruby V3](#)

# PrivateDnsNameOptionsOnLaunch

Describes the options for instance hostnames.

## Contents

### **enableResourceNameDnsAAAARecord**

Indicates whether to respond to DNS queries for instance hostname with DNS AAAA records.

Type: Boolean

Required: No

### **enableResourceNameDnsARecord**

Indicates whether to respond to DNS queries for instance hostnames with DNS A records.

Type: Boolean

Required: No

### **hostnameType**

The type of hostname for EC2 instances. For IPv4 only subnets, an instance DNS name must be based on the instance IPv4 address. For IPv6 only subnets, an instance DNS name must be based on the instance ID. For dual-stack subnets, you can specify whether DNS names use the instance IPv4 address or the instance ID.

Type: String

Valid Values: `ip-name` | `resource-name`

Required: No

## See Also

For more information about using this API in one of the language-specific AWS SDKs, see the following:

- [AWS SDK for C++](#)
- [AWS SDK for Java V2](#)

- [AWS SDK for Ruby V3](#)



# PrivateDnsNameOptionsRequest

Describes the options for instance hostnames.

## Contents

### EnableResourceNameDnsAAAARecord

Indicates whether to respond to DNS queries for instance hostnames with DNS AAAA records.

Type: Boolean

Required: No

### EnableResourceNameDnsARecord

Indicates whether to respond to DNS queries for instance hostnames with DNS A records.

Type: Boolean

Required: No

### HostnameType

The type of hostname for EC2 instances. For IPv4 only subnets, an instance DNS name must be based on the instance IPv4 address. For IPv6 only subnets, an instance DNS name must be based on the instance ID. For dual-stack subnets, you can specify whether DNS names use the instance IPv4 address or the instance ID.

Type: String

Valid Values: `ip-name` | `resource-name`

Required: No

## See Also

For more information about using this API in one of the language-specific AWS SDKs, see the following:

- [AWS SDK for C++](#)
- [AWS SDK for Java V2](#)

- [AWS SDK for Ruby V3](#)

# PrivateDnsNameOptionsResponse

Describes the options for instance hostnames.

## Contents

### **enableResourceNameDnsAAAARecord**

Indicates whether to respond to DNS queries for instance hostnames with DNS AAAA records.

Type: Boolean

Required: No

### **enableResourceNameDnsARecord**

Indicates whether to respond to DNS queries for instance hostnames with DNS A records.

Type: Boolean

Required: No

### **hostnameType**

The type of hostname to assign to an instance.

Type: String

Valid Values: `ip-name` | `resource-name`

Required: No

## See Also

For more information about using this API in one of the language-specific AWS SDKs, see the following:

- [AWS SDK for C++](#)
- [AWS SDK for Java V2](#)
- [AWS SDK for Ruby V3](#)

# PrivateIpAddressSpecification

Describes a secondary private IPv4 address for a network interface.

## Contents

**Primary** (request), **primary** (response)

Indicates whether the private IPv4 address is the primary private IPv4 address. Only one IPv4 address can be designated as primary.

Type: Boolean

Required: No

**PrivateIpAddress** (request), **privateIpAddress** (response)

The private IPv4 address.

Type: String

Required: No

## See Also

For more information about using this API in one of the language-specific AWS SDKs, see the following:

- [AWS SDK for C++](#)
- [AWS SDK for Java V2](#)
- [AWS SDK for Ruby V3](#)

# ProcessorInfo

Describes the processor used by the instance type.

## Contents

### **manufacturer**

The manufacturer of the processor.

Type: String

Required: No

### **supportedArchitectures**

The architectures supported by the instance type.

Type: Array of strings

Valid Values: `i386` | `x86_64` | `arm64` | `x86_64_mac` | `arm64_mac`

Required: No

### **supportedFeatures**

Indicates whether the instance type supports AMD SEV-SNP. If the request returns `amd-sev-snp`, AMD SEV-SNP is supported. Otherwise, it is not supported. For more information, see [AMD SEV-SNP](#).

Type: Array of strings

Valid Values: `amd-sev-snp`

Required: No

### **sustainedClockSpeedInGhz**

The speed of the processor, in GHz.

Type: Double

Required: No

## See Also

For more information about using this API in one of the language-specific AWS SDKs, see the following:

- [AWS SDK for C++](#)
- [AWS SDK for Java V2](#)
- [AWS SDK for Ruby V3](#)

# ProductCode

Describes a product code.

## Contents

### productCode

The product code.

Type: String

Required: No

### type

The type of product code.

Type: String

Valid Values: devpay | marketplace

Required: No

## See Also

For more information about using this API in one of the language-specific AWS SDKs, see the following:

- [AWS SDK for C++](#)
- [AWS SDK for Java V2](#)
- [AWS SDK for Ruby V3](#)

# PropagatingVgw

Describes a virtual private gateway propagating route.

## Contents

### gatewayId

The ID of the virtual private gateway.

Type: String

Required: No

## See Also

For more information about using this API in one of the language-specific AWS SDKs, see the following:

- [AWS SDK for C++](#)
- [AWS SDK for Java V2](#)
- [AWS SDK for Ruby V3](#)



# ProvisionedBandwidth

Reserved. If you need to sustain traffic greater than the [documented limits](#), contact AWS Support.

## Contents

### provisioned

Reserved.

Type: String

Required: No

### provisionTime

Reserved.

Type: Timestamp

Required: No

### requested

Reserved.

Type: String

Required: No

### requestTime

Reserved.

Type: Timestamp

Required: No

### status

Reserved.

Type: String

Required: No

## See Also

For more information about using this API in one of the language-specific AWS SDKs, see the following:

- [AWS SDK for C++](#)
- [AWS SDK for Java V2](#)
- [AWS SDK for Ruby V3](#)

# PtrUpdateStatus

The status of an updated pointer (PTR) record for an Elastic IP address.

## Contents

### reason

The reason for the PTR record update.

Type: String

Required: No

### status

The status of the PTR record update.

Type: String

Required: No

### value

The value for the PTR record update.

Type: String

Required: No

## See Also

For more information about using this API in one of the language-specific AWS SDKs, see the following:

- [AWS SDK for C++](#)
- [AWS SDK for Java V2](#)
- [AWS SDK for Ruby V3](#)

# PublicIpv4Pool

Describes an IPv4 address pool.

## Contents

### description

A description of the address pool.

Type: String

Required: No

### networkBorderGroup

The name of the location from which the address pool is advertised. A network border group is a unique set of Availability Zones or Local Zones from where AWS advertises public IP addresses.

Type: String

Required: No

### poolAddressRangeSet

The address ranges.

Type: Array of [PublicIpv4PoolRange](#) objects

Required: No

### poolId

The ID of the address pool.

Type: String

Required: No

### tagSet

Any tags for the address pool.

Type: Array of [Tag](#) objects

Required: No

### **totalAddressCount**

The total number of addresses.

Type: Integer

Required: No

### **totalAvailableAddressCount**

The total number of available addresses.

Type: Integer

Required: No

## **See Also**

For more information about using this API in one of the language-specific AWS SDKs, see the following:

- [AWS SDK for C++](#)
- [AWS SDK for Java V2](#)
- [AWS SDK for Ruby V3](#)

# PublicIpv4PoolRange

Describes an address range of an IPv4 address pool.

## Contents

### **addressCount**

The number of addresses in the range.

Type: Integer

Required: No

### **availableAddressCount**

The number of available addresses in the range.

Type: Integer

Required: No

### **firstAddress**

The first IP address in the range.

Type: String

Required: No

### **lastAddress**

The last IP address in the range.

Type: String

Required: No

## See Also

For more information about using this API in one of the language-specific AWS SDKs, see the following:

- [AWS SDK for C++](#)

- [AWS SDK for Java V2](#)
- [AWS SDK for Ruby V3](#)

# Purchase

Describes the result of the purchase.

## Contents

### **currencyCode**

The currency in which the `UpfrontPrice` and `HourlyPrice` amounts are specified. At this time, the only supported currency is USD.

Type: String

Valid Values: USD

Required: No

### **duration**

The duration of the reservation's term in seconds.

Type: Integer

Required: No

### **hostIdSet**

The IDs of the Dedicated Hosts associated with the reservation.

Type: Array of strings

Required: No

### **hostReservationId**

The ID of the reservation.

Type: String

Required: No

### **hourlyPrice**

The hourly price of the reservation per hour.

Type: String



Required: No

### **instanceFamily**

The instance family on the Dedicated Host that the reservation can be associated with.

Type: String

Required: No

### **paymentOption**

The payment option for the reservation.

Type: String

Valid Values: AllUpfront | PartialUpfront | NoUpfront

Required: No

### **upfrontPrice**

The upfront price of the reservation.

Type: String

Required: No

## **See Also**

For more information about using this API in one of the language-specific AWS SDKs, see the following:

- [AWS SDK for C++](#)
- [AWS SDK for Java V2](#)
- [AWS SDK for Ruby V3](#)

# PurchaseRequest

Describes a request to purchase Scheduled Instances.

## Contents

### InstanceCount

The number of instances.

Type: Integer

Required: Yes

### PurchaseToken

The purchase token.

Type: String

Required: Yes

## See Also

For more information about using this API in one of the language-specific AWS SDKs, see the following:

- [AWS SDK for C++](#)
- [AWS SDK for Java V2](#)
- [AWS SDK for Ruby V3](#)

# RecurringCharge

Describes a recurring charge.

## Contents

### amount

The amount of the recurring charge.

Type: Double

Required: No

### frequency

The frequency of the recurring charge.

Type: String

Valid Values: Hourly

Required: No

## See Also

For more information about using this API in one of the language-specific AWS SDKs, see the following:

- [AWS SDK for C++](#)
- [AWS SDK for Java V2](#)
- [AWS SDK for Ruby V3](#)

# ReferencedSecurityGroup

Describes the security group that is referenced in the security group rule.

## Contents

### **groupId**

The ID of the security group.

Type: String

Required: No

### **peeringStatus**

The status of a VPC peering connection, if applicable.

Type: String

Required: No

### **userId**

The AWS account ID.

Type: String

Required: No

### **vpId**

The ID of the VPC.

Type: String

Required: No

### **vpcPeeringConnectionId**

The ID of the VPC peering connection (if applicable).

Type: String

Required: No

## See Also

For more information about using this API in one of the language-specific AWS SDKs, see the following:

- [AWS SDK for C++](#)
- [AWS SDK for Java V2](#)
- [AWS SDK for Ruby V3](#)

# Region

Describes a Region.

## Contents

### **optInStatus**

The Region opt-in status. The possible values are `opt-in-not-required`, `opted-in`, and `not-opted-in`.

Type: String

Required: No

### **regionEndpoint**

The Region service endpoint.

Type: String

Required: No

### **regionName**

The name of the Region.

Type: String

Required: No

## See Also

For more information about using this API in one of the language-specific AWS SDKs, see the following:

- [AWS SDK for C++](#)
- [AWS SDK for Java V2](#)
- [AWS SDK for Ruby V3](#)

# RegisterInstanceTagAttributeRequest

Information about the tag keys to register for the current Region. You can either specify individual tag keys or register all tag keys in the current Region. You must specify either `IncludeAllTagsOfInstance` or `InstanceTagKeys` in the request

## Contents

### `IncludeAllTagsOfInstance`

Indicates whether to register all tag keys in the current Region. Specify `true` to register all tag keys.

Type: Boolean

Required: No

### `InstanceTagKeys`

The tag keys to register.

Type: Array of strings

Required: No

## See Also

For more information about using this API in one of the language-specific AWS SDKs, see the following:

- [AWS SDK for C++](#)
- [AWS SDK for Java V2](#)
- [AWS SDK for Ruby V3](#)

# RemoveIpamOperatingRegion

Remove an operating Region from an IPAM. Operating Regions are AWS Regions where the IPAM is allowed to manage IP address CIDRs. IPAM only discovers and monitors resources in the AWS Regions you select as operating Regions.

For more information about operating Regions, see [Create an IPAM](#) in the *Amazon VPC IPAM User Guide*

## Contents

### RegionName

The name of the operating Region you want to remove.

Type: String

Required: No

## See Also

For more information about using this API in one of the language-specific AWS SDKs, see the following:

- [AWS SDK for C++](#)
- [AWS SDK for Java V2](#)
- [AWS SDK for Ruby V3](#)



# RemovePrefixListEntry

An entry for a prefix list.

## Contents

### Cidr

The CIDR block.

Type: String

Required: Yes

## See Also

For more information about using this API in one of the language-specific AWS SDKs, see the following:

- [AWS SDK for C++](#)
- [AWS SDK for Java V2](#)
- [AWS SDK for Ruby V3](#)

# ReplaceRootVolumeTask

Information about a root volume replacement task.

## Contents

### **completeTime**

The time the task completed.

Type: String

Required: No

### **deleteReplacedRootVolume**

Indicates whether the original root volume is to be deleted after the root volume replacement task completes.

Type: Boolean

Required: No

### **imageId**

The ID of the AMI used to create the replacement root volume.

Type: String

Required: No

### **instanceId**

The ID of the instance for which the root volume replacement task was created.

Type: String

Required: No

### **replaceRootVolumeTaskId**

The ID of the root volume replacement task.

Type: String

Required: No

### **snapshotId**

The ID of the snapshot used to create the replacement root volume.

Type: String

Required: No

### **startTime**

The time the task was started.

Type: String

Required: No

### **tagSet**

The tags assigned to the task.

Type: Array of [Tag](#) objects

Required: No

### **taskState**

The state of the task. The task can be in one of the following states:

- `pending` - the replacement volume is being created.
- `in-progress` - the original volume is being detached and the replacement volume is being attached.
- `succeeded` - the replacement volume has been successfully attached to the instance and the instance is available.
- `failing` - the replacement task is in the process of failing.
- `failed` - the replacement task has failed but the original root volume is still attached.
- `failing-detached` - the replacement task is in the process of failing. The instance might have no root volume attached.
- `failed-detached` - the replacement task has failed and the instance has no root volume attached.

Type: String

Valid Values: pending | in-progress | failing | succeeded | failed | failed-detached

Required: No

## See Also

For more information about using this API in one of the language-specific AWS SDKs, see the following:

- [AWS SDK for C++](#)
- [AWS SDK for Java V2](#)
- [AWS SDK for Ruby V3](#)

# RequestFilterPortRange

Describes a port range.

## Contents

### FromPort

The first port in the range.

Type: Integer

Valid Range: Minimum value of 0. Maximum value of 65535.

Required: No

### ToPort

The last port in the range.

Type: Integer

Valid Range: Minimum value of 0. Maximum value of 65535.

Required: No

## See Also

For more information about using this API in one of the language-specific AWS SDKs, see the following:

- [AWS SDK for C++](#)
- [AWS SDK for Java V2](#)
- [AWS SDK for Ruby V3](#)

# RequestIpamResourceTag

A tag on an IPAM resource.

## Contents

### Key

The key of a tag assigned to the resource. Use this filter to find all resources assigned a tag with a specific key, regardless of the tag value.

Type: String

Required: No

### Value

The value for the tag.

Type: String

Required: No

## See Also

For more information about using this API in one of the language-specific AWS SDKs, see the following:

- [AWS SDK for C++](#)
- [AWS SDK for Java V2](#)
- [AWS SDK for Ruby V3](#)

# RequestLaunchTemplateData

The information to include in the launch template.

## Note

You must specify at least one parameter for the launch template data.

## Contents

### BlockDeviceMappings

The block device mapping.

Type: Array of [LaunchTemplateBlockDeviceMappingRequest](#) objects

Required: No

### CapacityReservationSpecification

The Capacity Reservation targeting option. If you do not specify this parameter, the instance's Capacity Reservation preference defaults to open, which enables it to run in any open Capacity Reservation that has matching attributes (instance type, platform, Availability Zone).

Type: [LaunchTemplateCapacityReservationSpecificationRequest](#) object

Required: No

### CpuOptions

The CPU options for the instance. For more information, see [Optimize CPU options](#) in the *Amazon EC2 User Guide*.

Type: [LaunchTemplateCpuOptionsRequest](#) object

Required: No

### CreditSpecification

The credit option for CPU usage of the instance. Valid only for T instances.

Type: [CreditSpecificationRequest](#) object

Required: No

## DisableApiStop

Indicates whether to enable the instance for stop protection. For more information, see [Enable stop protection for your instance](#) in the *Amazon EC2 User Guide*.

Type: Boolean

Required: No

## DisableApiTermination

If you set this parameter to `true`, you can't terminate the instance using the Amazon EC2 console, CLI, or API; otherwise, you can. To change this attribute after launch, use [ModifyInstanceAttribute](#). Alternatively, if you set `InstanceInitiatedShutdownBehavior` to `terminate`, you can terminate the instance by running the shutdown command from the instance.

Type: Boolean

Required: No

## EbsOptimized

Indicates whether the instance is optimized for Amazon EBS I/O. This optimization provides dedicated throughput to Amazon EBS and an optimized configuration stack to provide optimal Amazon EBS I/O performance. This optimization isn't available with all instance types. Additional usage charges apply when using an EBS-optimized instance.

Type: Boolean

Required: No

## ElasticGpuSpecifications

Deprecated.

### Note

Amazon Elastic Graphics reached end of life on January 8, 2024. For workloads that require graphics acceleration, we recommend that you use Amazon EC2 G4ad, G4dn, or G5 instances.

Type: Array of [ElasticGpuSpecification](#) objects



Required: No

## ElasticInferenceAccelerators

An elastic inference accelerator to associate with the instance. Elastic inference accelerators are a resource you can attach to your Amazon EC2 instances to accelerate your Deep Learning (DL) inference workloads.

You cannot specify accelerators from different generations in the same request.

### Note

Starting April 15, 2023, AWS will not onboard new customers to Amazon Elastic Inference (EI), and will help current customers migrate their workloads to options that offer better price and performance. After April 15, 2023, new customers will not be able to launch instances with Amazon EI accelerators in Amazon SageMaker, Amazon ECS, or Amazon EC2. However, customers who have used Amazon EI at least once during the past 30-day period are considered current customers and will be able to continue using the service.

Type: Array of [LaunchTemplateElasticInferenceAccelerator](#) objects

Required: No

## EnclaveOptions

Indicates whether the instance is enabled for AWS Nitro Enclaves. For more information, see [What is AWS Nitro Enclaves?](#) in the *AWS Nitro Enclaves User Guide*.

You can't enable AWS Nitro Enclaves and hibernation on the same instance.

Type: [LaunchTemplateEnclaveOptionsRequest](#) object

Required: No

## HibernationOptions

Indicates whether an instance is enabled for hibernation. This parameter is valid only if the instance meets the [hibernation prerequisites](#). For more information, see [Hibernate your Amazon EC2 instance](#) in the *Amazon EC2 User Guide*.

Type: [LaunchTemplateHibernationOptionsRequest](#) object

Required: No

## **IamInstanceProfile**

The name or Amazon Resource Name (ARN) of an IAM instance profile.

Type: [LaunchTemplateIamInstanceProfileSpecificationRequest](#) object

Required: No

## **ImageId**

The ID of the AMI in the format `ami-0ac394d6a3example`.

Alternatively, you can specify a Systems Manager parameter, using one of the following formats. The Systems Manager parameter will resolve to an AMI ID on launch.

To reference a public parameter:

- `resolve:ssm:public-parameter`

To reference a parameter stored in the same account:

- `resolve:ssm:parameter-name`
- `resolve:ssm:parameter-name:version-number`
- `resolve:ssm:parameter-name:label`

To reference a parameter shared from another AWS account:

- `resolve:ssm:parameter-ARN`
- `resolve:ssm:parameter-ARN:version-number`
- `resolve:ssm:parameter-ARN:label`

For more information, see [Use a Systems Manager parameter instead of an AMI ID](#) in the *Amazon EC2 User Guide*.

### **Note**

If the launch template will be used for an EC2 Fleet or Spot Fleet, note the following:

- Only EC2 Fleets of type `instant` support specifying a Systems Manager parameter.
- For EC2 Fleets of type `maintain` or `request`, or for Spot Fleets, you must specify the AMI ID.

Type: String

Required: No

### **InstanceInitiatedShutdownBehavior**

Indicates whether an instance stops or terminates when you initiate shutdown from the instance (using the operating system command for system shutdown).

Default: stop

Type: String

Valid Values: stop | terminate

Required: No

### **InstanceMarketOptions**

The market (purchasing) option for the instances.

Type: [LaunchTemplateInstanceMarketOptionsRequest](#) object

Required: No

### **InstanceRequirements**

The attributes for the instance types. When you specify instance attributes, Amazon EC2 will identify instance types with these attributes.

You must specify VCpuCount and MemoryMiB. All other attributes are optional. Any unspecified optional attribute is set to its default.

When you specify multiple attributes, you get instance types that satisfy all of the specified attributes. If you specify multiple values for an attribute, you get instance types that satisfy any of the specified values.

To limit the list of instance types from which Amazon EC2 can identify matching instance types, you can use one of the following parameters, but not both in the same request:

- `AllowedInstanceTypes` - The instance types to include in the list. All other instance types are ignored, even if they match your specified attributes.
- `ExcludedInstanceTypes` - The instance types to exclude from the list, even if they match your specified attributes.

**Note**

If you specify `InstanceRequirements`, you can't specify `InstanceType`. Attribute-based instance type selection is only supported when using Auto Scaling groups, EC2 Fleet, and Spot Fleet to launch instances. If you plan to use the launch template in the [launch instance wizard](#), or with the [RunInstances](#) API or [AWS::EC2::Instance](#) AWS CloudFormation resource, you can't specify `InstanceRequirements`.

For more information, see [Attribute-based instance type selection for EC2 Fleet](#), [Attribute-based instance type selection for Spot Fleet](#), and [Spot placement score](#) in the *Amazon EC2 User Guide*.

Type: [InstanceRequirementsRequest](#) object

Required: No

**InstanceType**

The instance type. For more information, see [Amazon EC2 instance types](#) in the *Amazon EC2 User Guide*.

If you specify `InstanceType`, you can't specify `InstanceRequirements`.

Type: String

Valid Values: a1.medium | a1.large | a1.xlarge | a1.2xlarge | a1.4xlarge | a1.metal | c1.medium | c1.xlarge | c3.large | c3.xlarge | c3.2xlarge | c3.4xlarge | c3.8xlarge | c4.large | c4.xlarge | c4.2xlarge | c4.4xlarge | c4.8xlarge | c5.large | c5.xlarge | c5.2xlarge | c5.4xlarge | c5.9xlarge | c5.12xlarge | c5.18xlarge | c5.24xlarge | c5.metal | c5a.large | c5a.xlarge | c5a.2xlarge | c5a.4xlarge | c5a.8xlarge | c5a.12xlarge | c5a.16xlarge | c5a.24xlarge | c5ad.large | c5ad.xlarge | c5ad.2xlarge | c5ad.4xlarge | c5ad.8xlarge | c5ad.12xlarge | c5ad.16xlarge | c5ad.24xlarge | c5d.large | c5d.xlarge | c5d.2xlarge | c5d.4xlarge | c5d.9xlarge | c5d.12xlarge | c5d.18xlarge | c5d.24xlarge | c5d.metal | c5n.large | c5n.xlarge | c5n.2xlarge | c5n.4xlarge | c5n.9xlarge | c5n.18xlarge | c5n.metal | c6g.medium | c6g.large | c6g.xlarge | c6g.2xlarge | c6g.4xlarge | c6g.8xlarge | c6g.12xlarge

| c6g.16xlarge | c6g.metal | c6gd.medium | c6gd.large | c6gd.xlarge  
| c6gd.2xlarge | c6gd.4xlarge | c6gd.8xlarge | c6gd.12xlarge |  
c6gd.16xlarge | c6gd.metal | c6gn.medium | c6gn.large | c6gn.xlarge  
| c6gn.2xlarge | c6gn.4xlarge | c6gn.8xlarge | c6gn.12xlarge |  
c6gn.16xlarge | c6i.large | c6i.xlarge | c6i.2xlarge | c6i.4xlarge |  
c6i.8xlarge | c6i.12xlarge | c6i.16xlarge | c6i.24xlarge | c6i.32xlarge  
| c6i.metal | cc1.4xlarge | cc2.8xlarge | cg1.4xlarge | cr1.8xlarge  
| d2.xlarge | d2.2xlarge | d2.4xlarge | d2.8xlarge | d3.xlarge |  
d3.2xlarge | d3.4xlarge | d3.8xlarge | d3en.xlarge | d3en.2xlarge  
| d3en.4xlarge | d3en.6xlarge | d3en.8xlarge | d3en.12xlarge |  
dl1.24xlarge | f1.2xlarge | f1.4xlarge | f1.16xlarge | g2.2xlarge  
| g2.8xlarge | g3.4xlarge | g3.8xlarge | g3.16xlarge | g3s.xlarge |  
g4ad.xlarge | g4ad.2xlarge | g4ad.4xlarge | g4ad.8xlarge | g4ad.16xlarge  
| g4dn.xlarge | g4dn.2xlarge | g4dn.4xlarge | g4dn.8xlarge |  
g4dn.12xlarge | g4dn.16xlarge | g4dn.metal | g5.xlarge | g5.2xlarge  
| g5.4xlarge | g5.8xlarge | g5.12xlarge | g5.16xlarge | g5.24xlarge |  
g5.48xlarge | g5g.xlarge | g5g.2xlarge | g5g.4xlarge | g5g.8xlarge |  
g5g.16xlarge | g5g.metal | hi1.4xlarge | hpc6a.48xlarge | hs1.8xlarge  
| h1.2xlarge | h1.4xlarge | h1.8xlarge | h1.16xlarge | i2.xlarge  
| i2.2xlarge | i2.4xlarge | i2.8xlarge | i3.large | i3.xlarge |  
i3.2xlarge | i3.4xlarge | i3.8xlarge | i3.16xlarge | i3.metal |  
i3en.large | i3en.xlarge | i3en.2xlarge | i3en.3xlarge | i3en.6xlarge |  
i3en.12xlarge | i3en.24xlarge | i3en.metal | im4gn.large | im4gn.xlarge  
| im4gn.2xlarge | im4gn.4xlarge | im4gn.8xlarge | im4gn.16xlarge  
| inf1.xlarge | inf1.2xlarge | inf1.6xlarge | inf1.24xlarge |  
is4gen.medium | is4gen.large | is4gen.xlarge | is4gen.2xlarge |  
is4gen.4xlarge | is4gen.8xlarge | m1.small | m1.medium | m1.large  
| m1.xlarge | m2.xlarge | m2.2xlarge | m2.4xlarge | m3.medium |  
m3.large | m3.xlarge | m3.2xlarge | m4.large | m4.xlarge | m4.2xlarge  
| m4.4xlarge | m4.10xlarge | m4.16xlarge | m5.large | m5.xlarge |  
m5.2xlarge | m5.4xlarge | m5.8xlarge | m5.12xlarge | m5.16xlarge  
| m5.24xlarge | m5.metal | m5a.large | m5a.xlarge | m5a.2xlarge |  
m5a.4xlarge | m5a.8xlarge | m5a.12xlarge | m5a.16xlarge | m5a.24xlarge  
| m5ad.large | m5ad.xlarge | m5ad.2xlarge | m5ad.4xlarge | m5ad.8xlarge  
| m5ad.12xlarge | m5ad.16xlarge | m5ad.24xlarge | m5d.large | m5d.xlarge  
| m5d.2xlarge | m5d.4xlarge | m5d.8xlarge | m5d.12xlarge | m5d.16xlarge

| m5d.24xlarge | m5d.metal | m5dn.large | m5dn.xlarge | m5dn.2xlarge  
| m5dn.4xlarge | m5dn.8xlarge | m5dn.12xlarge | m5dn.16xlarge |  
m5dn.24xlarge | m5dn.metal | m5n.large | m5n.xlarge | m5n.2xlarge |  
m5n.4xlarge | m5n.8xlarge | m5n.12xlarge | m5n.16xlarge | m5n.24xlarge  
| m5n.metal | m5zn.large | m5zn.xlarge | m5zn.2xlarge | m5zn.3xlarge  
| m5zn.6xlarge | m5zn.12xlarge | m5zn.metal | m6a.large | m6a.xlarge |  
m6a.2xlarge | m6a.4xlarge | m6a.8xlarge | m6a.12xlarge | m6a.16xlarge  
| m6a.24xlarge | m6a.32xlarge | m6a.48xlarge | m6g.metal | m6g.medium  
| m6g.large | m6g.xlarge | m6g.2xlarge | m6g.4xlarge | m6g.8xlarge |  
m6g.12xlarge | m6g.16xlarge | m6gd.metal | m6gd.medium | m6gd.large |  
m6gd.xlarge | m6gd.2xlarge | m6gd.4xlarge | m6gd.8xlarge | m6gd.12xlarge  
| m6gd.16xlarge | m6i.large | m6i.xlarge | m6i.2xlarge | m6i.4xlarge |  
m6i.8xlarge | m6i.12xlarge | m6i.16xlarge | m6i.24xlarge | m6i.32xlarge  
| m6i.metal | mac1.metal | p2.xlarge | p2.8xlarge | p2.16xlarge |  
p3.2xlarge | p3.8xlarge | p3.16xlarge | p3dn.24xlarge | p4d.24xlarge |  
r3.large | r3.xlarge | r3.2xlarge | r3.4xlarge | r3.8xlarge | r4.large  
| r4.xlarge | r4.2xlarge | r4.4xlarge | r4.8xlarge | r4.16xlarge  
| r5.large | r5.xlarge | r5.2xlarge | r5.4xlarge | r5.8xlarge |  
r5.12xlarge | r5.16xlarge | r5.24xlarge | r5.metal | r5a.large |  
r5a.xlarge | r5a.2xlarge | r5a.4xlarge | r5a.8xlarge | r5a.12xlarge |  
r5a.16xlarge | r5a.24xlarge | r5ad.large | r5ad.xlarge | r5ad.2xlarge  
| r5ad.4xlarge | r5ad.8xlarge | r5ad.12xlarge | r5ad.16xlarge |  
r5ad.24xlarge | r5b.large | r5b.xlarge | r5b.2xlarge | r5b.4xlarge |  
r5b.8xlarge | r5b.12xlarge | r5b.16xlarge | r5b.24xlarge | r5b.metal  
| r5d.large | r5d.xlarge | r5d.2xlarge | r5d.4xlarge | r5d.8xlarge |  
r5d.12xlarge | r5d.16xlarge | r5d.24xlarge | r5d.metal | r5dn.large |  
r5dn.xlarge | r5dn.2xlarge | r5dn.4xlarge | r5dn.8xlarge | r5dn.12xlarge  
| r5dn.16xlarge | r5dn.24xlarge | r5dn.metal | r5n.large | r5n.xlarge  
| r5n.2xlarge | r5n.4xlarge | r5n.8xlarge | r5n.12xlarge | r5n.16xlarge  
| r5n.24xlarge | r5n.metal | r6g.medium | r6g.large | r6g.xlarge |  
r6g.2xlarge | r6g.4xlarge | r6g.8xlarge | r6g.12xlarge | r6g.16xlarge  
| r6g.metal | r6gd.medium | r6gd.large | r6gd.xlarge | r6gd.2xlarge  
| r6gd.4xlarge | r6gd.8xlarge | r6gd.12xlarge | r6gd.16xlarge |  
r6gd.metal | r6i.large | r6i.xlarge | r6i.2xlarge | r6i.4xlarge |  
r6i.8xlarge | r6i.12xlarge | r6i.16xlarge | r6i.24xlarge | r6i.32xlarge  
| r6i.metal | t1.micro | t2.nano | t2.micro | t2.small | t2.medium |

t2.large | t2.xlarge | t2.2xlarge | t3.nano | t3.micro | t3.small |  
t3.medium | t3.large | t3.xlarge | t3.2xlarge | t3a.nano | t3a.micro  
| t3a.small | t3a.medium | t3a.large | t3a.xlarge | t3a.2xlarge |  
t4g.nano | t4g.micro | t4g.small | t4g.medium | t4g.large | t4g.xlarge  
| t4g.2xlarge | u-6tb1.56xlarge | u-6tb1.112xlarge | u-9tb1.112xlarge  
| u-12tb1.112xlarge | u-6tb1.metal | u-9tb1.metal | u-12tb1.metal |  
u-18tb1.metal | u-24tb1.metal | vt1.3xlarge | vt1.6xlarge | vt1.24xlarge  
| x1.16xlarge | x1.32xlarge | x1e.xlarge | x1e.2xlarge | x1e.4xlarge  
| x1e.8xlarge | x1e.16xlarge | x1e.32xlarge | x2iezn.2xlarge |  
x2iezn.4xlarge | x2iezn.6xlarge | x2iezn.8xlarge | x2iezn.12xlarge |  
x2iezn.metal | x2gd.medium | x2gd.large | x2gd.xlarge | x2gd.2xlarge  
| x2gd.4xlarge | x2gd.8xlarge | x2gd.12xlarge | x2gd.16xlarge |  
x2gd.metal | z1d.large | z1d.xlarge | z1d.2xlarge | z1d.3xlarge |  
z1d.6xlarge | z1d.12xlarge | z1d.metal | x2idn.16xlarge | x2idn.24xlarge  
| x2idn.32xlarge | x2iedn.xlarge | x2iedn.2xlarge | x2iedn.4xlarge |  
x2iedn.8xlarge | x2iedn.16xlarge | x2iedn.24xlarge | x2iedn.32xlarge  
| c6a.large | c6a.xlarge | c6a.2xlarge | c6a.4xlarge | c6a.8xlarge |  
c6a.12xlarge | c6a.16xlarge | c6a.24xlarge | c6a.32xlarge | c6a.48xlarge  
| c6a.metal | m6a.metal | i4i.large | i4i.xlarge | i4i.2xlarge |  
i4i.4xlarge | i4i.8xlarge | i4i.16xlarge | i4i.32xlarge | i4i.metal  
| x2idn.metal | x2iedn.metal | c7g.medium | c7g.large | c7g.xlarge |  
c7g.2xlarge | c7g.4xlarge | c7g.8xlarge | c7g.12xlarge | c7g.16xlarge  
| mac2.metal | c6id.large | c6id.xlarge | c6id.2xlarge | c6id.4xlarge  
| c6id.8xlarge | c6id.12xlarge | c6id.16xlarge | c6id.24xlarge |  
c6id.32xlarge | c6id.metal | m6id.large | m6id.xlarge | m6id.2xlarge  
| m6id.4xlarge | m6id.8xlarge | m6id.12xlarge | m6id.16xlarge |  
m6id.24xlarge | m6id.32xlarge | m6id.metal | r6id.large | r6id.xlarge  
| r6id.2xlarge | r6id.4xlarge | r6id.8xlarge | r6id.12xlarge |  
r6id.16xlarge | r6id.24xlarge | r6id.32xlarge | r6id.metal | r6a.large  
| r6a.xlarge | r6a.2xlarge | r6a.4xlarge | r6a.8xlarge | r6a.12xlarge  
| r6a.16xlarge | r6a.24xlarge | r6a.32xlarge | r6a.48xlarge |  
r6a.metal | p4de.24xlarge | u-3tb1.56xlarge | u-18tb1.112xlarge |  
u-24tb1.112xlarge | trn1.2xlarge | trn1.32xlarge | hpc6id.32xlarge |  
c6in.large | c6in.xlarge | c6in.2xlarge | c6in.4xlarge | c6in.8xlarge  
| c6in.12xlarge | c6in.16xlarge | c6in.24xlarge | c6in.32xlarge |  
m6in.large | m6in.xlarge | m6in.2xlarge | m6in.4xlarge | m6in.8xlarge

| m6in.12xlarge | m6in.16xlarge | m6in.24xlarge | m6in.32xlarge  
| m6idn.large | m6idn.xlarge | m6idn.2xlarge | m6idn.4xlarge |  
m6idn.8xlarge | m6idn.12xlarge | m6idn.16xlarge | m6idn.24xlarge |  
m6idn.32xlarge | r6in.large | r6in.xlarge | r6in.2xlarge | r6in.4xlarge  
| r6in.8xlarge | r6in.12xlarge | r6in.16xlarge | r6in.24xlarge  
| r6in.32xlarge | r6idn.large | r6idn.xlarge | r6idn.2xlarge |  
r6idn.4xlarge | r6idn.8xlarge | r6idn.12xlarge | r6idn.16xlarge |  
r6idn.24xlarge | r6idn.32xlarge | c7g.metal | m7g.medium | m7g.large  
| m7g.xlarge | m7g.2xlarge | m7g.4xlarge | m7g.8xlarge | m7g.12xlarge  
| m7g.16xlarge | m7g.metal | r7g.medium | r7g.large | r7g.xlarge |  
r7g.2xlarge | r7g.4xlarge | r7g.8xlarge | r7g.12xlarge | r7g.16xlarge  
| r7g.metal | c6in.metal | m6in.metal | m6idn.metal | r6in.metal |  
r6idn.metal | inf2.xlarge | inf2.8xlarge | inf2.24xlarge | inf2.48xlarge  
| trn1n.32xlarge | i4g.large | i4g.xlarge | i4g.2xlarge | i4g.4xlarge  
| i4g.8xlarge | i4g.16xlarge | hpc7g.4xlarge | hpc7g.8xlarge |  
hpc7g.16xlarge | c7gn.medium | c7gn.large | c7gn.xlarge | c7gn.2xlarge  
| c7gn.4xlarge | c7gn.8xlarge | c7gn.12xlarge | c7gn.16xlarge |  
p5.48xlarge | m7i.large | m7i.xlarge | m7i.2xlarge | m7i.4xlarge |  
m7i.8xlarge | m7i.12xlarge | m7i.16xlarge | m7i.24xlarge | m7i.48xlarge  
| m7i-flex.large | m7i-flex.xlarge | m7i-flex.2xlarge | m7i-flex.4xlarge  
| m7i-flex.8xlarge | m7a.medium | m7a.large | m7a.xlarge | m7a.2xlarge |  
m7a.4xlarge | m7a.8xlarge | m7a.12xlarge | m7a.16xlarge | m7a.24xlarge  
| m7a.32xlarge | m7a.48xlarge | m7a.metal-48x1 | hpc7a.12xlarge |  
hpc7a.24xlarge | hpc7a.48xlarge | hpc7a.96xlarge | c7gd.medium |  
c7gd.large | c7gd.xlarge | c7gd.2xlarge | c7gd.4xlarge | c7gd.8xlarge |  
c7gd.12xlarge | c7gd.16xlarge | m7gd.medium | m7gd.large | m7gd.xlarge  
| m7gd.2xlarge | m7gd.4xlarge | m7gd.8xlarge | m7gd.12xlarge |  
m7gd.16xlarge | r7gd.medium | r7gd.large | r7gd.xlarge | r7gd.2xlarge |  
r7gd.4xlarge | r7gd.8xlarge | r7gd.12xlarge | r7gd.16xlarge | r7a.medium  
| r7a.large | r7a.xlarge | r7a.2xlarge | r7a.4xlarge | r7a.8xlarge |  
r7a.12xlarge | r7a.16xlarge | r7a.24xlarge | r7a.32xlarge | r7a.48xlarge  
| c7i.large | c7i.xlarge | c7i.2xlarge | c7i.4xlarge | c7i.8xlarge  
| c7i.12xlarge | c7i.16xlarge | c7i.24xlarge | c7i.48xlarge | mac2-  
m2pro.metal | r7iz.large | r7iz.xlarge | r7iz.2xlarge | r7iz.4xlarge  
| r7iz.8xlarge | r7iz.12xlarge | r7iz.16xlarge | r7iz.32xlarge |  
c7a.medium | c7a.large | c7a.xlarge | c7a.2xlarge | c7a.4xlarge |



c7a.8xlarge | c7a.12xlarge | c7a.16xlarge | c7a.24xlarge | c7a.32xlarge  
| c7a.48xlarge | c7a.metal-48x1 | r7a.metal-48x1 | r7i.large |  
r7i.xlarge | r7i.2xlarge | r7i.4xlarge | r7i.8xlarge | r7i.12xlarge  
| r7i.16xlarge | r7i.24xlarge | r7i.48xlarge | d12q.24xlarge | mac2-  
m2.metal | i4i.12xlarge | i4i.24xlarge | c7i.metal-24x1 | c7i.metal-48x1  
| m7i.metal-24x1 | m7i.metal-48x1 | r7i.metal-24x1 | r7i.metal-48x1 |  
r7iz.metal-16x1 | r7iz.metal-32x1 | c7gd.metal | m7gd.metal | r7gd.metal  
| g6.xlarge | g6.2xlarge | g6.4xlarge | g6.8xlarge | g6.12xlarge |  
g6.16xlarge | g6.24xlarge | g6.48xlarge | gr6.4xlarge | gr6.8xlarge |  
c7i-flex.large | c7i-flex.xlarge | c7i-flex.2xlarge | c7i-flex.4xlarge  
| c7i-flex.8xlarge | u7i-12tb.224xlarge | u7in-16tb.224xlarge |  
u7in-24tb.224xlarge | u7in-32tb.224xlarge | u7ib-12tb.224xlarge |  
c7gn.metal | r8g.medium | r8g.large | r8g.xlarge | r8g.2xlarge |  
r8g.4xlarge | r8g.8xlarge | r8g.12xlarge | r8g.16xlarge | r8g.24xlarge |  
r8g.48xlarge | r8g.metal-24x1 | r8g.metal-48x1 | mac2-m1ultra.metal

Required: No

## KernelId

The ID of the kernel.

### Important

We recommend that you use PV-GRUB instead of kernels and RAM disks. For more information, see [User provided kernels](#) in the *Amazon EC2 User Guide*.

Type: String

Required: No

## KeyName

The name of the key pair. You can create a key pair using [CreateKeyPair](#) or [ImportKeyPair](#).

### Important

If you do not specify a key pair, you can't connect to the instance unless you choose an AMI that is configured to allow users another way to log in.

Type: String

Required: No

### LicenseSpecifications

The license configurations.

Type: Array of [LaunchTemplateLicenseConfigurationRequest](#) objects

Required: No

### MaintenanceOptions

The maintenance options for the instance.

Type: [LaunchTemplateInstanceMaintenanceOptionsRequest](#) object

Required: No

### MetadataOptions

The metadata options for the instance. For more information, see [Instance metadata and user data](#) in the *Amazon EC2 User Guide*.

Type: [LaunchTemplateInstanceMetadataOptionsRequest](#) object

Required: No

### Monitoring

The monitoring for the instance.

Type: [LaunchTemplatesMonitoringRequest](#) object

Required: No

### NetworkInterfaces

The network interfaces for the instance.

Type: Array of [LaunchTemplateInstanceNetworkInterfaceSpecificationRequest](#) objects

Required: No

### Placement

The placement for the instance.

Type: [LaunchTemplatePlacementRequest](#) object

Required: No

### PrivateDnsNameOptions

The options for the instance hostname. The default values are inherited from the subnet.

Type: [LaunchTemplatePrivateDnsNameOptionsRequest](#) object

Required: No

### RamDiskId

The ID of the RAM disk.

#### Important

We recommend that you use PV-GRUB instead of kernels and RAM disks. For more information, see [User provided kernels](#) in the *Amazon EC2 User Guide*.

Type: String

Required: No

### SecurityGroups

The names of the security groups. For a nondefault VPC, you must use security group IDs instead.

If you specify a network interface, you must specify any security groups as part of the network interface instead of using this parameter.

Type: Array of strings

Required: No

### SecurityGroupIds

The IDs of the security groups.

If you specify a network interface, you must specify any security groups as part of the network interface instead of using this parameter.

Type: Array of strings

Required: No

### TagSpecifications

The tags to apply to the resources that are created during instance launch. These tags are not applied to the launch template.

Type: Array of [LaunchTemplateTagSpecificationRequest](#) objects

Required: No

### UserData

The user data to make available to the instance. You must provide base64-encoded text. User data is limited to 16 KB. For more information, see [Run commands on your Amazon EC2 instance at launch](#) in the *Amazon EC2 User Guide*.

If you are creating the launch template for use with AWS Batch, the user data must be provided in the [MIME multi-part archive format](#). For more information, see [Amazon EC2 user data in launch templates](#) in the *AWS Batch User Guide*.

Type: String

Required: No

## See Also

For more information about using this API in one of the language-specific AWS SDKs, see the following:

- [AWS SDK for C++](#)
- [AWS SDK for Java V2](#)
- [AWS SDK for Ruby V3](#)

# RequestSpotLaunchSpecification

Describes the launch specification for an instance.

## Contents

### AddressingType

Deprecated.

Type: String

Required: No

### BlockDeviceMappings

The block device mapping entries. You can't specify both a snapshot ID and an encryption value. This is because only blank volumes can be encrypted on creation. If a snapshot is the basis for a volume, it is not blank and its encryption status is used for the volume encryption status.

Type: Array of [BlockDeviceMapping](#) objects

Required: No

### EbsOptimized

Indicates whether the instance is optimized for EBS I/O. This optimization provides dedicated throughput to Amazon EBS and an optimized configuration stack to provide optimal EBS I/O performance. This optimization isn't available with all instance types. Additional usage charges apply when using an EBS Optimized instance.

Default: false

Type: Boolean

Required: No

### IamInstanceProfile

The IAM instance profile.

Type: [IamInstanceProfileSpecification](#) object

Required: No

## ImageId

The ID of the AMI.

Type: String

Required: No

## InstanceType

The instance type. Only one instance type can be specified.

Type: String

Valid Values: a1.medium | a1.large | a1.xlarge | a1.2xlarge | a1.4xlarge | a1.metal | c1.medium | c1.xlarge | c3.large | c3.xlarge | c3.2xlarge | c3.4xlarge | c3.8xlarge | c4.large | c4.xlarge | c4.2xlarge | c4.4xlarge | c4.8xlarge | c5.large | c5.xlarge | c5.2xlarge | c5.4xlarge | c5.9xlarge | c5.12xlarge | c5.18xlarge | c5.24xlarge | c5.metal | c5a.large | c5a.xlarge | c5a.2xlarge | c5a.4xlarge | c5a.8xlarge | c5a.12xlarge | c5a.16xlarge | c5a.24xlarge | c5ad.large | c5ad.xlarge | c5ad.2xlarge | c5ad.4xlarge | c5ad.8xlarge | c5ad.12xlarge | c5ad.16xlarge | c5ad.24xlarge | c5d.large | c5d.xlarge | c5d.2xlarge | c5d.4xlarge | c5d.9xlarge | c5d.12xlarge | c5d.18xlarge | c5d.24xlarge | c5d.metal | c5n.large | c5n.xlarge | c5n.2xlarge | c5n.4xlarge | c5n.9xlarge | c5n.18xlarge | c5n.metal | c6g.medium | c6g.large | c6g.xlarge | c6g.2xlarge | c6g.4xlarge | c6g.8xlarge | c6g.12xlarge | c6g.16xlarge | c6g.metal | c6gd.medium | c6gd.large | c6gd.xlarge | c6gd.2xlarge | c6gd.4xlarge | c6gd.8xlarge | c6gd.12xlarge | c6gd.16xlarge | c6gd.metal | c6gn.medium | c6gn.large | c6gn.xlarge | c6gn.2xlarge | c6gn.4xlarge | c6gn.8xlarge | c6gn.12xlarge | c6gn.16xlarge | c6i.large | c6i.xlarge | c6i.2xlarge | c6i.4xlarge | c6i.8xlarge | c6i.12xlarge | c6i.16xlarge | c6i.24xlarge | c6i.32xlarge | c6i.metal | cc1.4xlarge | cc2.8xlarge | cg1.4xlarge | cr1.8xlarge | d2.xlarge | d2.2xlarge | d2.4xlarge | d2.8xlarge | d3.xlarge | d3.2xlarge | d3.4xlarge | d3.8xlarge | d3en.xlarge | d3en.2xlarge | d3en.4xlarge | d3en.6xlarge | d3en.8xlarge | d3en.12xlarge | dl1.24xlarge | f1.2xlarge | f1.4xlarge | f1.16xlarge | g2.2xlarge | g2.8xlarge | g3.4xlarge | g3.8xlarge | g3.16xlarge | g3s.xlarge | g4ad.xlarge | g4ad.2xlarge | g4ad.4xlarge | g4ad.8xlarge | g4ad.16xlarge

| g4dn.xlarge | g4dn.2xlarge | g4dn.4xlarge | g4dn.8xlarge |  
g4dn.12xlarge | g4dn.16xlarge | g4dn.metal | g5.xlarge | g5.2xlarge  
| g5.4xlarge | g5.8xlarge | g5.12xlarge | g5.16xlarge | g5.24xlarge |  
g5.48xlarge | g5g.xlarge | g5g.2xlarge | g5g.4xlarge | g5g.8xlarge |  
g5g.16xlarge | g5g.metal | hi1.4xlarge | hpc6a.48xlarge | hs1.8xlarge  
| h1.2xlarge | h1.4xlarge | h1.8xlarge | h1.16xlarge | i2.xlarge  
| i2.2xlarge | i2.4xlarge | i2.8xlarge | i3.large | i3.xlarge |  
i3.2xlarge | i3.4xlarge | i3.8xlarge | i3.16xlarge | i3.metal |  
i3en.large | i3en.xlarge | i3en.2xlarge | i3en.3xlarge | i3en.6xlarge |  
i3en.12xlarge | i3en.24xlarge | i3en.metal | im4gn.large | im4gn.xlarge  
| im4gn.2xlarge | im4gn.4xlarge | im4gn.8xlarge | im4gn.16xlarge  
| inf1.xlarge | inf1.2xlarge | inf1.6xlarge | inf1.24xlarge |  
is4gen.medium | is4gen.large | is4gen.xlarge | is4gen.2xlarge |  
is4gen.4xlarge | is4gen.8xlarge | m1.small | m1.medium | m1.large  
| m1.xlarge | m2.xlarge | m2.2xlarge | m2.4xlarge | m3.medium |  
m3.large | m3.xlarge | m3.2xlarge | m4.large | m4.xlarge | m4.2xlarge  
| m4.4xlarge | m4.10xlarge | m4.16xlarge | m5.large | m5.xlarge |  
m5.2xlarge | m5.4xlarge | m5.8xlarge | m5.12xlarge | m5.16xlarge  
| m5.24xlarge | m5.metal | m5a.large | m5a.xlarge | m5a.2xlarge |  
m5a.4xlarge | m5a.8xlarge | m5a.12xlarge | m5a.16xlarge | m5a.24xlarge  
| m5ad.large | m5ad.xlarge | m5ad.2xlarge | m5ad.4xlarge | m5ad.8xlarge  
| m5ad.12xlarge | m5ad.16xlarge | m5ad.24xlarge | m5d.large | m5d.xlarge  
| m5d.2xlarge | m5d.4xlarge | m5d.8xlarge | m5d.12xlarge | m5d.16xlarge  
| m5d.24xlarge | m5d.metal | m5dn.large | m5dn.xlarge | m5dn.2xlarge  
| m5dn.4xlarge | m5dn.8xlarge | m5dn.12xlarge | m5dn.16xlarge |  
m5dn.24xlarge | m5dn.metal | m5n.large | m5n.xlarge | m5n.2xlarge |  
m5n.4xlarge | m5n.8xlarge | m5n.12xlarge | m5n.16xlarge | m5n.24xlarge  
| m5n.metal | m5zn.large | m5zn.xlarge | m5zn.2xlarge | m5zn.3xlarge  
| m5zn.6xlarge | m5zn.12xlarge | m5zn.metal | m6a.large | m6a.xlarge |  
m6a.2xlarge | m6a.4xlarge | m6a.8xlarge | m6a.12xlarge | m6a.16xlarge  
| m6a.24xlarge | m6a.32xlarge | m6a.48xlarge | m6g.metal | m6g.medium  
| m6g.large | m6g.xlarge | m6g.2xlarge | m6g.4xlarge | m6g.8xlarge |  
m6g.12xlarge | m6g.16xlarge | m6gd.metal | m6gd.medium | m6gd.large |  
m6gd.xlarge | m6gd.2xlarge | m6gd.4xlarge | m6gd.8xlarge | m6gd.12xlarge  
| m6gd.16xlarge | m6i.large | m6i.xlarge | m6i.2xlarge | m6i.4xlarge |  
m6i.8xlarge | m6i.12xlarge | m6i.16xlarge | m6i.24xlarge | m6i.32xlarge

| m6i.metal | mac1.metal | p2.xlarge | p2.8xlarge | p2.16xlarge |  
p3.2xlarge | p3.8xlarge | p3.16xlarge | p3dn.24xlarge | p4d.24xlarge |  
r3.large | r3.xlarge | r3.2xlarge | r3.4xlarge | r3.8xlarge | r4.large  
| r4.xlarge | r4.2xlarge | r4.4xlarge | r4.8xlarge | r4.16xlarge  
| r5.large | r5.xlarge | r5.2xlarge | r5.4xlarge | r5.8xlarge |  
r5.12xlarge | r5.16xlarge | r5.24xlarge | r5.metal | r5a.large |  
r5a.xlarge | r5a.2xlarge | r5a.4xlarge | r5a.8xlarge | r5a.12xlarge |  
r5a.16xlarge | r5a.24xlarge | r5ad.large | r5ad.xlarge | r5ad.2xlarge  
| r5ad.4xlarge | r5ad.8xlarge | r5ad.12xlarge | r5ad.16xlarge |  
r5ad.24xlarge | r5b.large | r5b.xlarge | r5b.2xlarge | r5b.4xlarge |  
r5b.8xlarge | r5b.12xlarge | r5b.16xlarge | r5b.24xlarge | r5b.metal  
| r5d.large | r5d.xlarge | r5d.2xlarge | r5d.4xlarge | r5d.8xlarge |  
r5d.12xlarge | r5d.16xlarge | r5d.24xlarge | r5d.metal | r5dn.large |  
r5dn.xlarge | r5dn.2xlarge | r5dn.4xlarge | r5dn.8xlarge | r5dn.12xlarge  
| r5dn.16xlarge | r5dn.24xlarge | r5dn.metal | r5n.large | r5n.xlarge  
| r5n.2xlarge | r5n.4xlarge | r5n.8xlarge | r5n.12xlarge | r5n.16xlarge  
| r5n.24xlarge | r5n.metal | r6g.medium | r6g.large | r6g.xlarge |  
r6g.2xlarge | r6g.4xlarge | r6g.8xlarge | r6g.12xlarge | r6g.16xlarge  
| r6g.metal | r6gd.medium | r6gd.large | r6gd.xlarge | r6gd.2xlarge  
| r6gd.4xlarge | r6gd.8xlarge | r6gd.12xlarge | r6gd.16xlarge |  
r6gd.metal | r6i.large | r6i.xlarge | r6i.2xlarge | r6i.4xlarge |  
r6i.8xlarge | r6i.12xlarge | r6i.16xlarge | r6i.24xlarge | r6i.32xlarge  
| r6i.metal | t1.micro | t2.nano | t2.micro | t2.small | t2.medium |  
t2.large | t2.xlarge | t2.2xlarge | t3.nano | t3.micro | t3.small |  
t3.medium | t3.large | t3.xlarge | t3.2xlarge | t3a.nano | t3a.micro  
| t3a.small | t3a.medium | t3a.large | t3a.xlarge | t3a.2xlarge |  
t4g.nano | t4g.micro | t4g.small | t4g.medium | t4g.large | t4g.xlarge  
| t4g.2xlarge | u-6tb1.56xlarge | u-6tb1.112xlarge | u-9tb1.112xlarge  
| u-12tb1.112xlarge | u-6tb1.metal | u-9tb1.metal | u-12tb1.metal |  
u-18tb1.metal | u-24tb1.metal | vt1.3xlarge | vt1.6xlarge | vt1.24xlarge  
| x1.16xlarge | x1.32xlarge | x1e.xlarge | x1e.2xlarge | x1e.4xlarge  
| x1e.8xlarge | x1e.16xlarge | x1e.32xlarge | x2iezn.2xlarge |  
x2iezn.4xlarge | x2iezn.6xlarge | x2iezn.8xlarge | x2iezn.12xlarge |  
x2iezn.metal | x2gd.medium | x2gd.large | x2gd.xlarge | x2gd.2xlarge  
| x2gd.4xlarge | x2gd.8xlarge | x2gd.12xlarge | x2gd.16xlarge |  
x2gd.metal | z1d.large | z1d.xlarge | z1d.2xlarge | z1d.3xlarge |



z1d.6xlarge | z1d.12xlarge | z1d.metal | x2idn.16xlarge | x2idn.24xlarge  
| x2idn.32xlarge | x2iedn.xlarge | x2iedn.2xlarge | x2iedn.4xlarge |  
x2iedn.8xlarge | x2iedn.16xlarge | x2iedn.24xlarge | x2iedn.32xlarge  
| c6a.large | c6a.xlarge | c6a.2xlarge | c6a.4xlarge | c6a.8xlarge |  
c6a.12xlarge | c6a.16xlarge | c6a.24xlarge | c6a.32xlarge | c6a.48xlarge  
| c6a.metal | m6a.metal | i4i.large | i4i.xlarge | i4i.2xlarge |  
i4i.4xlarge | i4i.8xlarge | i4i.16xlarge | i4i.32xlarge | i4i.metal  
| x2idn.metal | x2iedn.metal | c7g.medium | c7g.large | c7g.xlarge |  
c7g.2xlarge | c7g.4xlarge | c7g.8xlarge | c7g.12xlarge | c7g.16xlarge  
| mac2.metal | c6id.large | c6id.xlarge | c6id.2xlarge | c6id.4xlarge  
| c6id.8xlarge | c6id.12xlarge | c6id.16xlarge | c6id.24xlarge |  
c6id.32xlarge | c6id.metal | m6id.large | m6id.xlarge | m6id.2xlarge  
| m6id.4xlarge | m6id.8xlarge | m6id.12xlarge | m6id.16xlarge |  
m6id.24xlarge | m6id.32xlarge | m6id.metal | r6id.large | r6id.xlarge  
| r6id.2xlarge | r6id.4xlarge | r6id.8xlarge | r6id.12xlarge |  
r6id.16xlarge | r6id.24xlarge | r6id.32xlarge | r6id.metal | r6a.large  
| r6a.xlarge | r6a.2xlarge | r6a.4xlarge | r6a.8xlarge | r6a.12xlarge  
| r6a.16xlarge | r6a.24xlarge | r6a.32xlarge | r6a.48xlarge |  
r6a.metal | p4de.24xlarge | u-3tb1.56xlarge | u-18tb1.112xlarge |  
u-24tb1.112xlarge | trn1.2xlarge | trn1.32xlarge | hpc6id.32xlarge |  
c6in.large | c6in.xlarge | c6in.2xlarge | c6in.4xlarge | c6in.8xlarge  
| c6in.12xlarge | c6in.16xlarge | c6in.24xlarge | c6in.32xlarge |  
m6in.large | m6in.xlarge | m6in.2xlarge | m6in.4xlarge | m6in.8xlarge  
| m6in.12xlarge | m6in.16xlarge | m6in.24xlarge | m6in.32xlarge  
| m6idn.large | m6idn.xlarge | m6idn.2xlarge | m6idn.4xlarge |  
m6idn.8xlarge | m6idn.12xlarge | m6idn.16xlarge | m6idn.24xlarge |  
m6idn.32xlarge | r6in.large | r6in.xlarge | r6in.2xlarge | r6in.4xlarge  
| r6in.8xlarge | r6in.12xlarge | r6in.16xlarge | r6in.24xlarge  
| r6in.32xlarge | r6idn.large | r6idn.xlarge | r6idn.2xlarge |  
r6idn.4xlarge | r6idn.8xlarge | r6idn.12xlarge | r6idn.16xlarge |  
r6idn.24xlarge | r6idn.32xlarge | c7g.metal | m7g.medium | m7g.large  
| m7g.xlarge | m7g.2xlarge | m7g.4xlarge | m7g.8xlarge | m7g.12xlarge  
| m7g.16xlarge | m7g.metal | r7g.medium | r7g.large | r7g.xlarge |  
r7g.2xlarge | r7g.4xlarge | r7g.8xlarge | r7g.12xlarge | r7g.16xlarge  
| r7g.metal | c6in.metal | m6in.metal | m6idn.metal | r6in.metal |  
r6idn.metal | inf2.xlarge | inf2.8xlarge | inf2.24xlarge | inf2.48xlarge

| trn1n.32xlarge | i4g.large | i4g.xlarge | i4g.2xlarge | i4g.4xlarge  
| i4g.8xlarge | i4g.16xlarge | hpc7g.4xlarge | hpc7g.8xlarge |  
hpc7g.16xlarge | c7gn.medium | c7gn.large | c7gn.xlarge | c7gn.2xlarge  
| c7gn.4xlarge | c7gn.8xlarge | c7gn.12xlarge | c7gn.16xlarge |  
p5.48xlarge | m7i.large | m7i.xlarge | m7i.2xlarge | m7i.4xlarge |  
m7i.8xlarge | m7i.12xlarge | m7i.16xlarge | m7i.24xlarge | m7i.48xlarge  
| m7i-flex.large | m7i-flex.xlarge | m7i-flex.2xlarge | m7i-flex.4xlarge  
| m7i-flex.8xlarge | m7a.medium | m7a.large | m7a.xlarge | m7a.2xlarge |  
m7a.4xlarge | m7a.8xlarge | m7a.12xlarge | m7a.16xlarge | m7a.24xlarge  
| m7a.32xlarge | m7a.48xlarge | m7a.metal-48xl | hpc7a.12xlarge |  
hpc7a.24xlarge | hpc7a.48xlarge | hpc7a.96xlarge | c7gd.medium |  
c7gd.large | c7gd.xlarge | c7gd.2xlarge | c7gd.4xlarge | c7gd.8xlarge |  
c7gd.12xlarge | c7gd.16xlarge | m7gd.medium | m7gd.large | m7gd.xlarge  
| m7gd.2xlarge | m7gd.4xlarge | m7gd.8xlarge | m7gd.12xlarge |  
m7gd.16xlarge | r7gd.medium | r7gd.large | r7gd.xlarge | r7gd.2xlarge |  
r7gd.4xlarge | r7gd.8xlarge | r7gd.12xlarge | r7gd.16xlarge | r7a.medium  
| r7a.large | r7a.xlarge | r7a.2xlarge | r7a.4xlarge | r7a.8xlarge |  
r7a.12xlarge | r7a.16xlarge | r7a.24xlarge | r7a.32xlarge | r7a.48xlarge  
| c7i.large | c7i.xlarge | c7i.2xlarge | c7i.4xlarge | c7i.8xlarge  
| c7i.12xlarge | c7i.16xlarge | c7i.24xlarge | c7i.48xlarge | mac2-  
m2pro.metal | r7iz.large | r7iz.xlarge | r7iz.2xlarge | r7iz.4xlarge  
| r7iz.8xlarge | r7iz.12xlarge | r7iz.16xlarge | r7iz.32xlarge |  
c7a.medium | c7a.large | c7a.xlarge | c7a.2xlarge | c7a.4xlarge |  
c7a.8xlarge | c7a.12xlarge | c7a.16xlarge | c7a.24xlarge | c7a.32xlarge  
| c7a.48xlarge | c7a.metal-48xl | r7a.metal-48xl | r7i.large |  
r7i.xlarge | r7i.2xlarge | r7i.4xlarge | r7i.8xlarge | r7i.12xlarge  
| r7i.16xlarge | r7i.24xlarge | r7i.48xlarge | dl2q.24xlarge | mac2-  
m2.metal | i4i.12xlarge | i4i.24xlarge | c7i.metal-24xl | c7i.metal-48xl  
| m7i.metal-24xl | m7i.metal-48xl | r7i.metal-24xl | r7i.metal-48xl |  
r7iz.metal-16xl | r7iz.metal-32xl | c7gd.metal | m7gd.metal | r7gd.metal  
| g6.xlarge | g6.2xlarge | g6.4xlarge | g6.8xlarge | g6.12xlarge |  
g6.16xlarge | g6.24xlarge | g6.48xlarge | gr6.4xlarge | gr6.8xlarge |  
c7i-flex.large | c7i-flex.xlarge | c7i-flex.2xlarge | c7i-flex.4xlarge  
| c7i-flex.8xlarge | u7i-12tb.224xlarge | u7in-16tb.224xlarge |  
u7in-24tb.224xlarge | u7in-32tb.224xlarge | u7ib-12tb.224xlarge |  
c7gn.metal | r8g.medium | r8g.large | r8g.xlarge | r8g.2xlarge |

r8g.4xlarge | r8g.8xlarge | r8g.12xlarge | r8g.16xlarge | r8g.24xlarge |  
r8g.48xlarge | r8g.metal-24x1 | r8g.metal-48x1 | mac2-m1ultra.metal

Required: No

### **KernelId**

The ID of the kernel.

Type: String

Required: No

### **KeyName**

The name of the key pair.

Type: String

Required: No

### **Monitoring**

Indicates whether basic or detailed monitoring is enabled for the instance.

Default: Disabled

Type: [RunInstancesMonitoringEnabled](#) object

Required: No

### **NetworkInterfaces**

The network interfaces. If you specify a network interface, you must specify subnet IDs and security group IDs using the network interface.

Type: Array of [InstanceNetworkInterfaceSpecification](#) objects

Required: No

### **Placement**

The placement information for the instance.

Type: [SpotPlacement](#) object

Required: No

**RamdiskId**

The ID of the RAM disk.

Type: String

Required: No

**SecurityGroups**

Not supported.

Type: Array of strings

Required: No

**SecurityGroupIds**

The IDs of the security groups.

Type: Array of strings

Required: No

**SubnetId**

The ID of the subnet in which to launch the instance.

Type: String

Required: No

**UserData**

The base64-encoded user data that instances use when starting up. User data is limited to 16 KB.

Type: String

Required: No

**See Also**

For more information about using this API in one of the language-specific AWS SDKs, see the following:

- [AWS SDK for C++](#)
- [AWS SDK for Java V2](#)
- [AWS SDK for Ruby V3](#)

# Reservation

Describes a launch request for one or more instances, and includes owner, requester, and security group information that applies to all instances in the launch request.

## Contents

### groupSet

Not supported.

Type: Array of [GroupIdentifier](#) objects

Required: No

### instancesSet

The instances.

Type: Array of [Instance](#) objects

Required: No

### ownerId

The ID of the AWS account that owns the reservation.

Type: String

Required: No

### requesterId

The ID of the requester that launched the instances on your behalf (for example, AWS Management Console or Auto Scaling).

Type: String

Required: No

### reservationId

The ID of the reservation.

Type: String

Required: No

## See Also

For more information about using this API in one of the language-specific AWS SDKs, see the following:

- [AWS SDK for C++](#)
- [AWS SDK for Java V2](#)
- [AWS SDK for Ruby V3](#)

# ReservationFleetInstanceSpecification

Information about an instance type to use in a Capacity Reservation Fleet.

## Contents

### AvailabilityZone

The Availability Zone in which the Capacity Reservation Fleet reserves the capacity. A Capacity Reservation Fleet can't span Availability Zones. All instance type specifications that you specify for the Fleet must use the same Availability Zone.

Type: String

Required: No

### AvailabilityZoneId

The ID of the Availability Zone in which the Capacity Reservation Fleet reserves the capacity. A Capacity Reservation Fleet can't span Availability Zones. All instance type specifications that you specify for the Fleet must use the same Availability Zone.

Type: String

Required: No

### EbsOptimized

Indicates whether the Capacity Reservation Fleet supports EBS-optimized instances types. This optimization provides dedicated throughput to Amazon EBS and an optimized configuration stack to provide optimal I/O performance. This optimization isn't available with all instance types. Additional usage charges apply when using EBS-optimized instance types.

Type: Boolean

Required: No

### InstancePlatform

The type of operating system for which the Capacity Reservation Fleet reserves capacity.

Type: String

Valid Values: Linux/UNIX | Red Hat Enterprise Linux | SUSE Linux | Windows | Windows with SQL Server | Windows with SQL Server Enterprise | Windows



with SQL Server Standard | Windows with SQL Server Web | Linux with SQL Server Standard | Linux with SQL Server Web | Linux with SQL Server Enterprise | RHEL with SQL Server Standard | RHEL with SQL Server Enterprise | RHEL with SQL Server Web | RHEL with HA | RHEL with HA and SQL Server Standard | RHEL with HA and SQL Server Enterprise | Ubuntu Pro

Required: No

## InstanceType

The instance type for which the Capacity Reservation Fleet reserves capacity.

Type: String

Valid Values: a1.medium | a1.large | a1.xlarge | a1.2xlarge | a1.4xlarge | a1.metal | c1.medium | c1.xlarge | c3.large | c3.xlarge | c3.2xlarge | c3.4xlarge | c3.8xlarge | c4.large | c4.xlarge | c4.2xlarge | c4.4xlarge | c4.8xlarge | c5.large | c5.xlarge | c5.2xlarge | c5.4xlarge | c5.9xlarge | c5.12xlarge | c5.18xlarge | c5.24xlarge | c5.metal | c5a.large | c5a.xlarge | c5a.2xlarge | c5a.4xlarge | c5a.8xlarge | c5a.12xlarge | c5a.16xlarge | c5a.24xlarge | c5ad.large | c5ad.xlarge | c5ad.2xlarge | c5ad.4xlarge | c5ad.8xlarge | c5ad.12xlarge | c5ad.16xlarge | c5ad.24xlarge | c5d.large | c5d.xlarge | c5d.2xlarge | c5d.4xlarge | c5d.9xlarge | c5d.12xlarge | c5d.18xlarge | c5d.24xlarge | c5d.metal | c5n.large | c5n.xlarge | c5n.2xlarge | c5n.4xlarge | c5n.9xlarge | c5n.18xlarge | c5n.metal | c6g.medium | c6g.large | c6g.xlarge | c6g.2xlarge | c6g.4xlarge | c6g.8xlarge | c6g.12xlarge | c6g.16xlarge | c6g.metal | c6gd.medium | c6gd.large | c6gd.xlarge | c6gd.2xlarge | c6gd.4xlarge | c6gd.8xlarge | c6gd.12xlarge | c6gd.16xlarge | c6gd.metal | c6gn.medium | c6gn.large | c6gn.xlarge | c6gn.2xlarge | c6gn.4xlarge | c6gn.8xlarge | c6gn.12xlarge | c6gn.16xlarge | c6i.large | c6i.xlarge | c6i.2xlarge | c6i.4xlarge | c6i.8xlarge | c6i.12xlarge | c6i.16xlarge | c6i.24xlarge | c6i.32xlarge | c6i.metal | cc1.4xlarge | cc2.8xlarge | cg1.4xlarge | cr1.8xlarge | d2.xlarge | d2.2xlarge | d2.4xlarge | d2.8xlarge | d3.xlarge | d3.2xlarge | d3.4xlarge | d3.8xlarge | d3en.xlarge | d3en.2xlarge | d3en.4xlarge | d3en.6xlarge | d3en.8xlarge | d3en.12xlarge | dl1.24xlarge | f1.2xlarge | f1.4xlarge | f1.16xlarge | g2.2xlarge

| g2.8xlarge | g3.4xlarge | g3.8xlarge | g3.16xlarge | g3s.xlarge |  
g4ad.xlarge | g4ad.2xlarge | g4ad.4xlarge | g4ad.8xlarge | g4ad.16xlarge  
| g4dn.xlarge | g4dn.2xlarge | g4dn.4xlarge | g4dn.8xlarge |  
g4dn.12xlarge | g4dn.16xlarge | g4dn.metal | g5.xlarge | g5.2xlarge  
| g5.4xlarge | g5.8xlarge | g5.12xlarge | g5.16xlarge | g5.24xlarge |  
g5.48xlarge | g5g.xlarge | g5g.2xlarge | g5g.4xlarge | g5g.8xlarge |  
g5g.16xlarge | g5g.metal | hi1.4xlarge | hpc6a.48xlarge | hs1.8xlarge  
| h1.2xlarge | h1.4xlarge | h1.8xlarge | h1.16xlarge | i2.xlarge  
| i2.2xlarge | i2.4xlarge | i2.8xlarge | i3.large | i3.xlarge |  
i3.2xlarge | i3.4xlarge | i3.8xlarge | i3.16xlarge | i3.metal |  
i3en.large | i3en.xlarge | i3en.2xlarge | i3en.3xlarge | i3en.6xlarge |  
i3en.12xlarge | i3en.24xlarge | i3en.metal | im4gn.large | im4gn.xlarge  
| im4gn.2xlarge | im4gn.4xlarge | im4gn.8xlarge | im4gn.16xlarge  
| inf1.xlarge | inf1.2xlarge | inf1.6xlarge | inf1.24xlarge |  
is4gen.medium | is4gen.large | is4gen.xlarge | is4gen.2xlarge |  
is4gen.4xlarge | is4gen.8xlarge | m1.small | m1.medium | m1.large  
| m1.xlarge | m2.xlarge | m2.2xlarge | m2.4xlarge | m3.medium |  
m3.large | m3.xlarge | m3.2xlarge | m4.large | m4.xlarge | m4.2xlarge  
| m4.4xlarge | m4.10xlarge | m4.16xlarge | m5.large | m5.xlarge |  
m5.2xlarge | m5.4xlarge | m5.8xlarge | m5.12xlarge | m5.16xlarge  
| m5.24xlarge | m5.metal | m5a.large | m5a.xlarge | m5a.2xlarge |  
m5a.4xlarge | m5a.8xlarge | m5a.12xlarge | m5a.16xlarge | m5a.24xlarge  
| m5ad.large | m5ad.xlarge | m5ad.2xlarge | m5ad.4xlarge | m5ad.8xlarge  
| m5ad.12xlarge | m5ad.16xlarge | m5ad.24xlarge | m5d.large | m5d.xlarge  
| m5d.2xlarge | m5d.4xlarge | m5d.8xlarge | m5d.12xlarge | m5d.16xlarge  
| m5d.24xlarge | m5d.metal | m5dn.large | m5dn.xlarge | m5dn.2xlarge  
| m5dn.4xlarge | m5dn.8xlarge | m5dn.12xlarge | m5dn.16xlarge |  
m5dn.24xlarge | m5dn.metal | m5n.large | m5n.xlarge | m5n.2xlarge |  
m5n.4xlarge | m5n.8xlarge | m5n.12xlarge | m5n.16xlarge | m5n.24xlarge  
| m5n.metal | m5zn.large | m5zn.xlarge | m5zn.2xlarge | m5zn.3xlarge  
| m5zn.6xlarge | m5zn.12xlarge | m5zn.metal | m6a.large | m6a.xlarge |  
m6a.2xlarge | m6a.4xlarge | m6a.8xlarge | m6a.12xlarge | m6a.16xlarge  
| m6a.24xlarge | m6a.32xlarge | m6a.48xlarge | m6g.metal | m6g.medium  
| m6g.large | m6g.xlarge | m6g.2xlarge | m6g.4xlarge | m6g.8xlarge |  
m6g.12xlarge | m6g.16xlarge | m6gd.metal | m6gd.medium | m6gd.large |  
m6gd.xlarge | m6gd.2xlarge | m6gd.4xlarge | m6gd.8xlarge | m6gd.12xlarge

| m6gd.16xlarge | m6i.large | m6i.xlarge | m6i.2xlarge | m6i.4xlarge | m6i.8xlarge | m6i.12xlarge | m6i.16xlarge | m6i.24xlarge | m6i.32xlarge | m6i.metal | mac1.metal | p2.xlarge | p2.8xlarge | p2.16xlarge | p3.2xlarge | p3.8xlarge | p3.16xlarge | p3dn.24xlarge | p4d.24xlarge | r3.large | r3.xlarge | r3.2xlarge | r3.4xlarge | r3.8xlarge | r4.large | r4.xlarge | r4.2xlarge | r4.4xlarge | r4.8xlarge | r4.16xlarge | r5.large | r5.xlarge | r5.2xlarge | r5.4xlarge | r5.8xlarge | r5.12xlarge | r5.16xlarge | r5.24xlarge | r5.metal | r5a.large | r5a.xlarge | r5a.2xlarge | r5a.4xlarge | r5a.8xlarge | r5a.12xlarge | r5a.16xlarge | r5a.24xlarge | r5ad.large | r5ad.xlarge | r5ad.2xlarge | r5ad.4xlarge | r5ad.8xlarge | r5ad.12xlarge | r5ad.16xlarge | r5ad.24xlarge | r5b.large | r5b.xlarge | r5b.2xlarge | r5b.4xlarge | r5b.8xlarge | r5b.12xlarge | r5b.16xlarge | r5b.24xlarge | r5b.metal | r5d.large | r5d.xlarge | r5d.2xlarge | r5d.4xlarge | r5d.8xlarge | r5d.12xlarge | r5d.16xlarge | r5d.24xlarge | r5d.metal | r5dn.large | r5dn.xlarge | r5dn.2xlarge | r5dn.4xlarge | r5dn.8xlarge | r5dn.12xlarge | r5dn.16xlarge | r5dn.24xlarge | r5dn.metal | r5n.large | r5n.xlarge | r5n.2xlarge | r5n.4xlarge | r5n.8xlarge | r5n.12xlarge | r5n.16xlarge | r5n.24xlarge | r5n.metal | r6g.medium | r6g.large | r6g.xlarge | r6g.2xlarge | r6g.4xlarge | r6g.8xlarge | r6g.12xlarge | r6g.16xlarge | r6g.metal | r6gd.medium | r6gd.large | r6gd.xlarge | r6gd.2xlarge | r6gd.4xlarge | r6gd.8xlarge | r6gd.12xlarge | r6gd.16xlarge | r6gd.metal | r6i.large | r6i.xlarge | r6i.2xlarge | r6i.4xlarge | r6i.8xlarge | r6i.12xlarge | r6i.16xlarge | r6i.24xlarge | r6i.32xlarge | r6i.metal | t1.micro | t2.nano | t2.micro | t2.small | t2.medium | t2.large | t2.xlarge | t2.2xlarge | t3.nano | t3.micro | t3.small | t3.medium | t3.large | t3.xlarge | t3.2xlarge | t3a.nano | t3a.micro | t3a.small | t3a.medium | t3a.large | t3a.xlarge | t3a.2xlarge | t4g.nano | t4g.micro | t4g.small | t4g.medium | t4g.large | t4g.xlarge | t4g.2xlarge | u-6tb1.56xlarge | u-6tb1.112xlarge | u-9tb1.112xlarge | u-12tb1.112xlarge | u-6tb1.metal | u-9tb1.metal | u-12tb1.metal | u-18tb1.metal | u-24tb1.metal | vt1.3xlarge | vt1.6xlarge | vt1.24xlarge | x1.16xlarge | x1.32xlarge | x1e.xlarge | x1e.2xlarge | x1e.4xlarge | x1e.8xlarge | x1e.16xlarge | x1e.32xlarge | x2iezn.2xlarge | x2iezn.4xlarge | x2iezn.6xlarge | x2iezn.8xlarge | x2iezn.12xlarge | x2iezn.metal | x2gd.medium | x2gd.large | x2gd.xlarge | x2gd.2xlarge

| x2gd.4xlarge | x2gd.8xlarge | x2gd.12xlarge | x2gd.16xlarge |  
x2gd.metal | z1d.large | z1d.xlarge | z1d.2xlarge | z1d.3xlarge |  
z1d.6xlarge | z1d.12xlarge | z1d.metal | x2idn.16xlarge | x2idn.24xlarge  
| x2idn.32xlarge | x2iedn.xlarge | x2iedn.2xlarge | x2iedn.4xlarge |  
x2iedn.8xlarge | x2iedn.16xlarge | x2iedn.24xlarge | x2iedn.32xlarge  
| c6a.large | c6a.xlarge | c6a.2xlarge | c6a.4xlarge | c6a.8xlarge |  
c6a.12xlarge | c6a.16xlarge | c6a.24xlarge | c6a.32xlarge | c6a.48xlarge  
| c6a.metal | m6a.metal | i4i.large | i4i.xlarge | i4i.2xlarge |  
i4i.4xlarge | i4i.8xlarge | i4i.16xlarge | i4i.32xlarge | i4i.metal  
| x2idn.metal | x2iedn.metal | c7g.medium | c7g.large | c7g.xlarge |  
c7g.2xlarge | c7g.4xlarge | c7g.8xlarge | c7g.12xlarge | c7g.16xlarge  
| mac2.metal | c6id.large | c6id.xlarge | c6id.2xlarge | c6id.4xlarge  
| c6id.8xlarge | c6id.12xlarge | c6id.16xlarge | c6id.24xlarge |  
c6id.32xlarge | c6id.metal | m6id.large | m6id.xlarge | m6id.2xlarge  
| m6id.4xlarge | m6id.8xlarge | m6id.12xlarge | m6id.16xlarge |  
m6id.24xlarge | m6id.32xlarge | m6id.metal | r6id.large | r6id.xlarge  
| r6id.2xlarge | r6id.4xlarge | r6id.8xlarge | r6id.12xlarge |  
r6id.16xlarge | r6id.24xlarge | r6id.32xlarge | r6id.metal | r6a.large  
| r6a.xlarge | r6a.2xlarge | r6a.4xlarge | r6a.8xlarge | r6a.12xlarge  
| r6a.16xlarge | r6a.24xlarge | r6a.32xlarge | r6a.48xlarge |  
r6a.metal | p4de.24xlarge | u-3tb1.56xlarge | u-18tb1.112xlarge |  
u-24tb1.112xlarge | trn1.2xlarge | trn1.32xlarge | hpc6id.32xlarge |  
c6in.large | c6in.xlarge | c6in.2xlarge | c6in.4xlarge | c6in.8xlarge  
| c6in.12xlarge | c6in.16xlarge | c6in.24xlarge | c6in.32xlarge |  
m6in.large | m6in.xlarge | m6in.2xlarge | m6in.4xlarge | m6in.8xlarge  
| m6in.12xlarge | m6in.16xlarge | m6in.24xlarge | m6in.32xlarge  
| m6idn.large | m6idn.xlarge | m6idn.2xlarge | m6idn.4xlarge |  
m6idn.8xlarge | m6idn.12xlarge | m6idn.16xlarge | m6idn.24xlarge |  
m6idn.32xlarge | r6in.large | r6in.xlarge | r6in.2xlarge | r6in.4xlarge  
| r6in.8xlarge | r6in.12xlarge | r6in.16xlarge | r6in.24xlarge  
| r6in.32xlarge | r6idn.large | r6idn.xlarge | r6idn.2xlarge |  
r6idn.4xlarge | r6idn.8xlarge | r6idn.12xlarge | r6idn.16xlarge |  
r6idn.24xlarge | r6idn.32xlarge | c7g.metal | m7g.medium | m7g.large  
| m7g.xlarge | m7g.2xlarge | m7g.4xlarge | m7g.8xlarge | m7g.12xlarge  
| m7g.16xlarge | m7g.metal | r7g.medium | r7g.large | r7g.xlarge |  
r7g.2xlarge | r7g.4xlarge | r7g.8xlarge | r7g.12xlarge | r7g.16xlarge

| r7g.metal | c6in.metal | m6in.metal | m6idn.metal | r6in.metal | r6idn.metal | inf2.xlarge | inf2.8xlarge | inf2.24xlarge | inf2.48xlarge | trn1n.32xlarge | i4g.large | i4g.xlarge | i4g.2xlarge | i4g.4xlarge | i4g.8xlarge | i4g.16xlarge | hpc7g.4xlarge | hpc7g.8xlarge | hpc7g.16xlarge | c7gn.medium | c7gn.large | c7gn.xlarge | c7gn.2xlarge | c7gn.4xlarge | c7gn.8xlarge | c7gn.12xlarge | c7gn.16xlarge | p5.48xlarge | m7i.large | m7i.xlarge | m7i.2xlarge | m7i.4xlarge | m7i.8xlarge | m7i.12xlarge | m7i.16xlarge | m7i.24xlarge | m7i.48xlarge | m7i-flex.large | m7i-flex.xlarge | m7i-flex.2xlarge | m7i-flex.4xlarge | m7i-flex.8xlarge | m7a.medium | m7a.large | m7a.xlarge | m7a.2xlarge | m7a.4xlarge | m7a.8xlarge | m7a.12xlarge | m7a.16xlarge | m7a.24xlarge | m7a.32xlarge | m7a.48xlarge | m7a.metal-48xl | hpc7a.12xlarge | hpc7a.24xlarge | hpc7a.48xlarge | hpc7a.96xlarge | c7gd.medium | c7gd.large | c7gd.xlarge | c7gd.2xlarge | c7gd.4xlarge | c7gd.8xlarge | c7gd.12xlarge | c7gd.16xlarge | m7gd.medium | m7gd.large | m7gd.xlarge | m7gd.2xlarge | m7gd.4xlarge | m7gd.8xlarge | m7gd.12xlarge | m7gd.16xlarge | r7gd.medium | r7gd.large | r7gd.xlarge | r7gd.2xlarge | r7gd.4xlarge | r7gd.8xlarge | r7gd.12xlarge | r7gd.16xlarge | r7a.medium | r7a.large | r7a.xlarge | r7a.2xlarge | r7a.4xlarge | r7a.8xlarge | r7a.12xlarge | r7a.16xlarge | r7a.24xlarge | r7a.32xlarge | r7a.48xlarge | c7i.large | c7i.xlarge | c7i.2xlarge | c7i.4xlarge | c7i.8xlarge | c7i.12xlarge | c7i.16xlarge | c7i.24xlarge | c7i.48xlarge | mac2-m2pro.metal | r7iz.large | r7iz.xlarge | r7iz.2xlarge | r7iz.4xlarge | r7iz.8xlarge | r7iz.12xlarge | r7iz.16xlarge | r7iz.32xlarge | c7a.medium | c7a.large | c7a.xlarge | c7a.2xlarge | c7a.4xlarge | c7a.8xlarge | c7a.12xlarge | c7a.16xlarge | c7a.24xlarge | c7a.32xlarge | c7a.48xlarge | c7a.metal-48xl | r7a.metal-48xl | r7i.large | r7i.xlarge | r7i.2xlarge | r7i.4xlarge | r7i.8xlarge | r7i.12xlarge | r7i.16xlarge | r7i.24xlarge | r7i.48xlarge | dl2q.24xlarge | mac2-m2.metal | i4i.12xlarge | i4i.24xlarge | c7i.metal-24xl | c7i.metal-48xl | m7i.metal-24xl | m7i.metal-48xl | r7i.metal-24xl | r7i.metal-48xl | r7iz.metal-16xl | r7iz.metal-32xl | c7gd.metal | m7gd.metal | r7gd.metal | g6.xlarge | g6.2xlarge | g6.4xlarge | g6.8xlarge | g6.12xlarge | g6.16xlarge | g6.24xlarge | g6.48xlarge | gr6.4xlarge | gr6.8xlarge | c7i-flex.large | c7i-flex.xlarge | c7i-flex.2xlarge | c7i-flex.4xlarge | c7i-flex.8xlarge | u7i-12tb.224xlarge | u7in-16tb.224xlarge |

u7in-24tb.224xlarge | u7in-32tb.224xlarge | u7ib-12tb.224xlarge |  
c7gn.metal | r8g.medium | r8g.large | r8g.xlarge | r8g.2xlarge |  
r8g.4xlarge | r8g.8xlarge | r8g.12xlarge | r8g.16xlarge | r8g.24xlarge |  
r8g.48xlarge | r8g.metal-24x1 | r8g.metal-48x1 | mac2-m1ultra.metal

Required: No

## Priority

The priority to assign to the instance type. This value is used to determine which of the instance types specified for the Fleet should be prioritized for use. A lower value indicates a high priority. For more information, see [Instance type priority](#) in the *Amazon EC2 User Guide*.

Type: Integer

Valid Range: Minimum value of 0.

Required: No

## Weight

The number of capacity units provided by the specified instance type. This value, together with the total target capacity that you specify for the Fleet determine the number of instances for which the Fleet reserves capacity. Both values are based on units that make sense for your workload. For more information, see [Total target capacity](#) in the *Amazon EC2 User Guide*.

Type: Double

Valid Range: Minimum value of 0.001. Maximum value of 99.999.

Required: No

## See Also

For more information about using this API in one of the language-specific AWS SDKs, see the following:

- [AWS SDK for C++](#)
- [AWS SDK for Java V2](#)
- [AWS SDK for Ruby V3](#)

# ReservationValue

The cost associated with the Reserved Instance.

## Contents

### hourlyPrice

The hourly rate of the reservation.

Type: String

Required: No

### remainingTotalValue

The balance of the total value (the sum of remainingUpfrontValue + hourlyPrice \* number of hours remaining).

Type: String

Required: No

### remainingUpfrontValue

The remaining upfront cost of the reservation.

Type: String

Required: No

## See Also

For more information about using this API in one of the language-specific AWS SDKs, see the following:

- [AWS SDK for C++](#)
- [AWS SDK for Java V2](#)
- [AWS SDK for Ruby V3](#)

# ReservedInstanceLimitPrice

Describes the limit price of a Reserved Instance offering.

## Contents

### Amount

Used for Reserved Instance Marketplace offerings. Specifies the limit price on the total order (`instanceCount * price`).

Type: Double

Required: No

### CurrencyCode

The currency in which the `limitPrice` amount is specified. At this time, the only supported currency is USD.

Type: String

Valid Values: USD

Required: No

## See Also

For more information about using this API in one of the language-specific AWS SDKs, see the following:

- [AWS SDK for C++](#)
- [AWS SDK for Java V2](#)
- [AWS SDK for Ruby V3](#)



# ReservedInstanceReservationValue

The total value of the Convertible Reserved Instance.

## Contents

### reservationValue

The total value of the Convertible Reserved Instance that you are exchanging.

Type: [ReservationValue](#) object

Required: No

### reservedInstanceId

The ID of the Convertible Reserved Instance that you are exchanging.

Type: String

Required: No

## See Also

For more information about using this API in one of the language-specific AWS SDKs, see the following:

- [AWS SDK for C++](#)
- [AWS SDK for Java V2](#)
- [AWS SDK for Ruby V3](#)

# ReservedInstances

Describes a Reserved Instance.

## Contents

### **availabilityZone**

The Availability Zone in which the Reserved Instance can be used.

Type: String

Required: No

### **currencyCode**

The currency of the Reserved Instance. It's specified using ISO 4217 standard currency codes. At this time, the only supported currency is USD.

Type: String

Valid Values: USD

Required: No

### **duration**

The duration of the Reserved Instance, in seconds.

Type: Long

Required: No

### **end**

The time when the Reserved Instance expires.

Type: Timestamp

Required: No

### **fixedPrice**

The purchase price of the Reserved Instance.

Type: Float

Required: No

## **instanceCount**

The number of reservations purchased.

Type: Integer

Required: No

## **instanceTenancy**

The tenancy of the instance.

Type: String

Valid Values: default | dedicated | host

Required: No

## **instanceType**

The instance type on which the Reserved Instance can be used.

Type: String

Valid Values: a1.medium | a1.large | a1.xlarge | a1.2xlarge | a1.4xlarge | a1.metal | c1.medium | c1.xlarge | c3.large | c3.xlarge | c3.2xlarge | c3.4xlarge | c3.8xlarge | c4.large | c4.xlarge | c4.2xlarge | c4.4xlarge | c4.8xlarge | c5.large | c5.xlarge | c5.2xlarge | c5.4xlarge | c5.9xlarge | c5.12xlarge | c5.18xlarge | c5.24xlarge | c5.metal | c5a.large | c5a.xlarge | c5a.2xlarge | c5a.4xlarge | c5a.8xlarge | c5a.12xlarge | c5a.16xlarge | c5a.24xlarge | c5ad.large | c5ad.xlarge | c5ad.2xlarge | c5ad.4xlarge | c5ad.8xlarge | c5ad.12xlarge | c5ad.16xlarge | c5ad.24xlarge | c5d.large | c5d.xlarge | c5d.2xlarge | c5d.4xlarge | c5d.9xlarge | c5d.12xlarge | c5d.18xlarge | c5d.24xlarge | c5d.metal | c5n.large | c5n.xlarge | c5n.2xlarge | c5n.4xlarge | c5n.9xlarge | c5n.18xlarge | c5n.metal | c6g.medium | c6g.large | c6g.xlarge | c6g.2xlarge | c6g.4xlarge | c6g.8xlarge | c6g.12xlarge | c6g.16xlarge | c6g.metal | c6gd.medium | c6gd.large | c6gd.xlarge | c6gd.2xlarge | c6gd.4xlarge | c6gd.8xlarge | c6gd.12xlarge | c6gd.16xlarge | c6gd.metal | c6gn.medium | c6gn.large | c6gn.xlarge | c6gn.2xlarge | c6gn.4xlarge | c6gn.8xlarge | c6gn.12xlarge | c6gn.16xlarge | c6i.large | c6i.xlarge | c6i.2xlarge | c6i.4xlarge |

c6i.8xlarge | c6i.12xlarge | c6i.16xlarge | c6i.24xlarge | c6i.32xlarge  
| c6i.metal | cc1.4xlarge | cc2.8xlarge | cg1.4xlarge | cr1.8xlarge  
| d2.xlarge | d2.2xlarge | d2.4xlarge | d2.8xlarge | d3.xlarge |  
d3.2xlarge | d3.4xlarge | d3.8xlarge | d3en.xlarge | d3en.2xlarge  
| d3en.4xlarge | d3en.6xlarge | d3en.8xlarge | d3en.12xlarge |  
dl1.24xlarge | f1.2xlarge | f1.4xlarge | f1.16xlarge | g2.2xlarge  
| g2.8xlarge | g3.4xlarge | g3.8xlarge | g3.16xlarge | g3s.xlarge |  
g4ad.xlarge | g4ad.2xlarge | g4ad.4xlarge | g4ad.8xlarge | g4ad.16xlarge  
| g4dn.xlarge | g4dn.2xlarge | g4dn.4xlarge | g4dn.8xlarge |  
g4dn.12xlarge | g4dn.16xlarge | g4dn.metal | g5.xlarge | g5.2xlarge  
| g5.4xlarge | g5.8xlarge | g5.12xlarge | g5.16xlarge | g5.24xlarge |  
g5.48xlarge | g5g.xlarge | g5g.2xlarge | g5g.4xlarge | g5g.8xlarge |  
g5g.16xlarge | g5g.metal | hi1.4xlarge | hpc6a.48xlarge | hs1.8xlarge  
| h1.2xlarge | h1.4xlarge | h1.8xlarge | h1.16xlarge | i2.xlarge  
| i2.2xlarge | i2.4xlarge | i2.8xlarge | i3.large | i3.xlarge |  
i3.2xlarge | i3.4xlarge | i3.8xlarge | i3.16xlarge | i3.metal |  
i3en.large | i3en.xlarge | i3en.2xlarge | i3en.3xlarge | i3en.6xlarge |  
i3en.12xlarge | i3en.24xlarge | i3en.metal | im4gn.large | im4gn.xlarge  
| im4gn.2xlarge | im4gn.4xlarge | im4gn.8xlarge | im4gn.16xlarge  
| inf1.xlarge | inf1.2xlarge | inf1.6xlarge | inf1.24xlarge |  
is4gen.medium | is4gen.large | is4gen.xlarge | is4gen.2xlarge |  
is4gen.4xlarge | is4gen.8xlarge | m1.small | m1.medium | m1.large  
| m1.xlarge | m2.xlarge | m2.2xlarge | m2.4xlarge | m3.medium |  
m3.large | m3.xlarge | m3.2xlarge | m4.large | m4.xlarge | m4.2xlarge  
| m4.4xlarge | m4.10xlarge | m4.16xlarge | m5.large | m5.xlarge |  
m5.2xlarge | m5.4xlarge | m5.8xlarge | m5.12xlarge | m5.16xlarge  
| m5.24xlarge | m5.metal | m5a.large | m5a.xlarge | m5a.2xlarge |  
m5a.4xlarge | m5a.8xlarge | m5a.12xlarge | m5a.16xlarge | m5a.24xlarge  
| m5ad.large | m5ad.xlarge | m5ad.2xlarge | m5ad.4xlarge | m5ad.8xlarge  
| m5ad.12xlarge | m5ad.16xlarge | m5ad.24xlarge | m5d.large | m5d.xlarge  
| m5d.2xlarge | m5d.4xlarge | m5d.8xlarge | m5d.12xlarge | m5d.16xlarge  
| m5d.24xlarge | m5d.metal | m5dn.large | m5dn.xlarge | m5dn.2xlarge  
| m5dn.4xlarge | m5dn.8xlarge | m5dn.12xlarge | m5dn.16xlarge |  
m5dn.24xlarge | m5dn.metal | m5n.large | m5n.xlarge | m5n.2xlarge |  
m5n.4xlarge | m5n.8xlarge | m5n.12xlarge | m5n.16xlarge | m5n.24xlarge  
| m5n.metal | m5zn.large | m5zn.xlarge | m5zn.2xlarge | m5zn.3xlarge

| m5zn.6xlarge | m5zn.12xlarge | m5zn.metal | m6a.large | m6a.xlarge | m6a.2xlarge | m6a.4xlarge | m6a.8xlarge | m6a.12xlarge | m6a.16xlarge | m6a.24xlarge | m6a.32xlarge | m6a.48xlarge | m6g.metal | m6g.medium | m6g.large | m6g.xlarge | m6g.2xlarge | m6g.4xlarge | m6g.8xlarge | m6g.12xlarge | m6g.16xlarge | m6gd.metal | m6gd.medium | m6gd.large | m6gd.xlarge | m6gd.2xlarge | m6gd.4xlarge | m6gd.8xlarge | m6gd.12xlarge | m6gd.16xlarge | m6i.large | m6i.xlarge | m6i.2xlarge | m6i.4xlarge | m6i.8xlarge | m6i.12xlarge | m6i.16xlarge | m6i.24xlarge | m6i.32xlarge | m6i.metal | mac1.metal | p2.xlarge | p2.8xlarge | p2.16xlarge | p3.2xlarge | p3.8xlarge | p3.16xlarge | p3dn.24xlarge | p4d.24xlarge | r3.large | r3.xlarge | r3.2xlarge | r3.4xlarge | r3.8xlarge | r4.large | r4.xlarge | r4.2xlarge | r4.4xlarge | r4.8xlarge | r4.16xlarge | r5.large | r5.xlarge | r5.2xlarge | r5.4xlarge | r5.8xlarge | r5.12xlarge | r5.16xlarge | r5.24xlarge | r5.metal | r5a.large | r5a.xlarge | r5a.2xlarge | r5a.4xlarge | r5a.8xlarge | r5a.12xlarge | r5a.16xlarge | r5a.24xlarge | r5ad.large | r5ad.xlarge | r5ad.2xlarge | r5ad.4xlarge | r5ad.8xlarge | r5ad.12xlarge | r5ad.16xlarge | r5ad.24xlarge | r5b.large | r5b.xlarge | r5b.2xlarge | r5b.4xlarge | r5b.8xlarge | r5b.12xlarge | r5b.16xlarge | r5b.24xlarge | r5b.metal | r5d.large | r5d.xlarge | r5d.2xlarge | r5d.4xlarge | r5d.8xlarge | r5d.12xlarge | r5d.16xlarge | r5d.24xlarge | r5d.metal | r5dn.large | r5dn.xlarge | r5dn.2xlarge | r5dn.4xlarge | r5dn.8xlarge | r5dn.12xlarge | r5dn.16xlarge | r5dn.24xlarge | r5dn.metal | r5n.large | r5n.xlarge | r5n.2xlarge | r5n.4xlarge | r5n.8xlarge | r5n.12xlarge | r5n.16xlarge | r5n.24xlarge | r5n.metal | r6g.medium | r6g.large | r6g.xlarge | r6g.2xlarge | r6g.4xlarge | r6g.8xlarge | r6g.12xlarge | r6g.16xlarge | r6g.metal | r6gd.medium | r6gd.large | r6gd.xlarge | r6gd.2xlarge | r6gd.4xlarge | r6gd.8xlarge | r6gd.12xlarge | r6gd.16xlarge | r6gd.metal | r6i.large | r6i.xlarge | r6i.2xlarge | r6i.4xlarge | r6i.8xlarge | r6i.12xlarge | r6i.16xlarge | r6i.24xlarge | r6i.32xlarge | r6i.metal | t1.micro | t2.nano | t2.micro | t2.small | t2.medium | t2.large | t2.xlarge | t2.2xlarge | t3.nano | t3.micro | t3.small | t3.medium | t3.large | t3.xlarge | t3.2xlarge | t3a.nano | t3a.micro | t3a.small | t3a.medium | t3a.large | t3a.xlarge | t3a.2xlarge | t4g.nano | t4g.micro | t4g.small | t4g.medium | t4g.large | t4g.xlarge | t4g.2xlarge | u-6tb1.56xlarge | u-6tb1.112xlarge | u-9tb1.112xlarge

| u-12tb1.112xlarge | u-6tb1.metal | u-9tb1.metal | u-12tb1.metal |  
u-18tb1.metal | u-24tb1.metal | vt1.3xlarge | vt1.6xlarge | vt1.24xlarge  
| x1.16xlarge | x1.32xlarge | x1e.xlarge | x1e.2xlarge | x1e.4xlarge  
| x1e.8xlarge | x1e.16xlarge | x1e.32xlarge | x2iezn.2xlarge |  
x2iezn.4xlarge | x2iezn.6xlarge | x2iezn.8xlarge | x2iezn.12xlarge |  
x2iezn.metal | x2gd.medium | x2gd.large | x2gd.xlarge | x2gd.2xlarge  
| x2gd.4xlarge | x2gd.8xlarge | x2gd.12xlarge | x2gd.16xlarge |  
x2gd.metal | z1d.large | z1d.xlarge | z1d.2xlarge | z1d.3xlarge |  
z1d.6xlarge | z1d.12xlarge | z1d.metal | x2idn.16xlarge | x2idn.24xlarge  
| x2idn.32xlarge | x2iedn.xlarge | x2iedn.2xlarge | x2iedn.4xlarge |  
x2iedn.8xlarge | x2iedn.16xlarge | x2iedn.24xlarge | x2iedn.32xlarge  
| c6a.large | c6a.xlarge | c6a.2xlarge | c6a.4xlarge | c6a.8xlarge |  
c6a.12xlarge | c6a.16xlarge | c6a.24xlarge | c6a.32xlarge | c6a.48xlarge  
| c6a.metal | m6a.metal | i4i.large | i4i.xlarge | i4i.2xlarge |  
i4i.4xlarge | i4i.8xlarge | i4i.16xlarge | i4i.32xlarge | i4i.metal  
| x2idn.metal | x2iedn.metal | c7g.medium | c7g.large | c7g.xlarge |  
c7g.2xlarge | c7g.4xlarge | c7g.8xlarge | c7g.12xlarge | c7g.16xlarge  
| mac2.metal | c6id.large | c6id.xlarge | c6id.2xlarge | c6id.4xlarge  
| c6id.8xlarge | c6id.12xlarge | c6id.16xlarge | c6id.24xlarge |  
c6id.32xlarge | c6id.metal | m6id.large | m6id.xlarge | m6id.2xlarge  
| m6id.4xlarge | m6id.8xlarge | m6id.12xlarge | m6id.16xlarge |  
m6id.24xlarge | m6id.32xlarge | m6id.metal | r6id.large | r6id.xlarge  
| r6id.2xlarge | r6id.4xlarge | r6id.8xlarge | r6id.12xlarge |  
r6id.16xlarge | r6id.24xlarge | r6id.32xlarge | r6id.metal | r6a.large  
| r6a.xlarge | r6a.2xlarge | r6a.4xlarge | r6a.8xlarge | r6a.12xlarge  
| r6a.16xlarge | r6a.24xlarge | r6a.32xlarge | r6a.48xlarge |  
r6a.metal | p4de.24xlarge | u-3tb1.56xlarge | u-18tb1.112xlarge |  
u-24tb1.112xlarge | trn1.2xlarge | trn1.32xlarge | hpc6id.32xlarge |  
c6in.large | c6in.xlarge | c6in.2xlarge | c6in.4xlarge | c6in.8xlarge  
| c6in.12xlarge | c6in.16xlarge | c6in.24xlarge | c6in.32xlarge |  
m6in.large | m6in.xlarge | m6in.2xlarge | m6in.4xlarge | m6in.8xlarge  
| m6in.12xlarge | m6in.16xlarge | m6in.24xlarge | m6in.32xlarge  
| m6idn.large | m6idn.xlarge | m6idn.2xlarge | m6idn.4xlarge |  
m6idn.8xlarge | m6idn.12xlarge | m6idn.16xlarge | m6idn.24xlarge |  
m6idn.32xlarge | r6in.large | r6in.xlarge | r6in.2xlarge | r6in.4xlarge  
| r6in.8xlarge | r6in.12xlarge | r6in.16xlarge | r6in.24xlarge

| r6in.32xlarge | r6idn.large | r6idn.xlarge | r6idn.2xlarge |  
r6idn.4xlarge | r6idn.8xlarge | r6idn.12xlarge | r6idn.16xlarge |  
r6idn.24xlarge | r6idn.32xlarge | c7g.metal | m7g.medium | m7g.large  
| m7g.xlarge | m7g.2xlarge | m7g.4xlarge | m7g.8xlarge | m7g.12xlarge  
| m7g.16xlarge | m7g.metal | r7g.medium | r7g.large | r7g.xlarge |  
r7g.2xlarge | r7g.4xlarge | r7g.8xlarge | r7g.12xlarge | r7g.16xlarge  
| r7g.metal | c6in.metal | m6in.metal | m6idn.metal | r6in.metal |  
r6idn.metal | inf2.xlarge | inf2.8xlarge | inf2.24xlarge | inf2.48xlarge  
| trn1n.32xlarge | i4g.large | i4g.xlarge | i4g.2xlarge | i4g.4xlarge  
| i4g.8xlarge | i4g.16xlarge | hpc7g.4xlarge | hpc7g.8xlarge |  
hpc7g.16xlarge | c7gn.medium | c7gn.large | c7gn.xlarge | c7gn.2xlarge  
| c7gn.4xlarge | c7gn.8xlarge | c7gn.12xlarge | c7gn.16xlarge |  
p5.48xlarge | m7i.large | m7i.xlarge | m7i.2xlarge | m7i.4xlarge |  
m7i.8xlarge | m7i.12xlarge | m7i.16xlarge | m7i.24xlarge | m7i.48xlarge  
| m7i-flex.large | m7i-flex.xlarge | m7i-flex.2xlarge | m7i-flex.4xlarge  
| m7i-flex.8xlarge | m7a.medium | m7a.large | m7a.xlarge | m7a.2xlarge |  
m7a.4xlarge | m7a.8xlarge | m7a.12xlarge | m7a.16xlarge | m7a.24xlarge  
| m7a.32xlarge | m7a.48xlarge | m7a.metal-48xl | hpc7a.12xlarge |  
hpc7a.24xlarge | hpc7a.48xlarge | hpc7a.96xlarge | c7gd.medium |  
c7gd.large | c7gd.xlarge | c7gd.2xlarge | c7gd.4xlarge | c7gd.8xlarge |  
c7gd.12xlarge | c7gd.16xlarge | m7gd.medium | m7gd.large | m7gd.xlarge  
| m7gd.2xlarge | m7gd.4xlarge | m7gd.8xlarge | m7gd.12xlarge |  
m7gd.16xlarge | r7gd.medium | r7gd.large | r7gd.xlarge | r7gd.2xlarge |  
r7gd.4xlarge | r7gd.8xlarge | r7gd.12xlarge | r7gd.16xlarge | r7a.medium  
| r7a.large | r7a.xlarge | r7a.2xlarge | r7a.4xlarge | r7a.8xlarge |  
r7a.12xlarge | r7a.16xlarge | r7a.24xlarge | r7a.32xlarge | r7a.48xlarge  
| c7i.large | c7i.xlarge | c7i.2xlarge | c7i.4xlarge | c7i.8xlarge  
| c7i.12xlarge | c7i.16xlarge | c7i.24xlarge | c7i.48xlarge | mac2-  
m2pro.metal | r7iz.large | r7iz.xlarge | r7iz.2xlarge | r7iz.4xlarge  
| r7iz.8xlarge | r7iz.12xlarge | r7iz.16xlarge | r7iz.32xlarge |  
c7a.medium | c7a.large | c7a.xlarge | c7a.2xlarge | c7a.4xlarge |  
c7a.8xlarge | c7a.12xlarge | c7a.16xlarge | c7a.24xlarge | c7a.32xlarge  
| c7a.48xlarge | c7a.metal-48xl | r7a.metal-48xl | r7i.large |  
r7i.xlarge | r7i.2xlarge | r7i.4xlarge | r7i.8xlarge | r7i.12xlarge  
| r7i.16xlarge | r7i.24xlarge | r7i.48xlarge | dl2q.24xlarge | mac2-  
m2.metal | i4i.12xlarge | i4i.24xlarge | c7i.metal-24xl | c7i.metal-48xl

| m7i.metal-24xl | m7i.metal-48xl | r7i.metal-24xl | r7i.metal-48xl |  
r7iz.metal-16xl | r7iz.metal-32xl | c7gd.metal | m7gd.metal | r7gd.metal  
| g6.xlarge | g6.2xlarge | g6.4xlarge | g6.8xlarge | g6.12xlarge |  
g6.16xlarge | g6.24xlarge | g6.48xlarge | gr6.4xlarge | gr6.8xlarge |  
c7i-flex.large | c7i-flex.xlarge | c7i-flex.2xlarge | c7i-flex.4xlarge  
| c7i-flex.8xlarge | u7i-12tb.224xlarge | u7in-16tb.224xlarge |  
u7in-24tb.224xlarge | u7in-32tb.224xlarge | u7ib-12tb.224xlarge |  
c7gn.metal | r8g.medium | r8g.large | r8g.xlarge | r8g.2xlarge |  
r8g.4xlarge | r8g.8xlarge | r8g.12xlarge | r8g.16xlarge | r8g.24xlarge |  
r8g.48xlarge | r8g.metal-24xl | r8g.metal-48xl | mac2-m1ultra.metal

Required: No

### **offeringClass**

The offering class of the Reserved Instance.

Type: String

Valid Values: standard | convertible

Required: No

### **offeringType**

The Reserved Instance offering type.

Type: String

Valid Values: Heavy Utilization | Medium Utilization | Light Utilization |  
No Upfront | Partial Upfront | All Upfront

Required: No

### **productDescription**

The Reserved Instance product platform description.

Type: String

Valid Values: Linux/UNIX | Linux/UNIX (Amazon VPC) | Windows | Windows  
(Amazon VPC)

Required: No



## **recurringCharges**

The recurring charge tag assigned to the resource.

Type: Array of [RecurringCharge](#) objects

Required: No

## **reservedInstancesId**

The ID of the Reserved Instance.

Type: String

Required: No

## **scope**

The scope of the Reserved Instance.

Type: String

Valid Values: Availability Zone | Region

Required: No

## **start**

The date and time the Reserved Instance started.

Type: Timestamp

Required: No

## **state**

The state of the Reserved Instance purchase.

Type: String

Valid Values: payment-pending | active | payment-failed | retired | queued | queued-deleted

Required: No

## **tagSet**

Any tags assigned to the resource.

Type: Array of [Tag](#) objects

Required: No

### **usagePrice**

The usage price of the Reserved Instance, per hour.

Type: Float

Required: No

## **See Also**

For more information about using this API in one of the language-specific AWS SDKs, see the following:

- [AWS SDK for C++](#)
- [AWS SDK for Java V2](#)
- [AWS SDK for Ruby V3](#)

# ReservedInstancesConfiguration

Describes the configuration settings for the modified Reserved Instances.

## Contents

**AvailabilityZone** (request), **availabilityZone** (response)

The Availability Zone for the modified Reserved Instances.

Type: String

Required: No

**InstanceCount** (request), **instanceCount** (response)

The number of modified Reserved Instances.

### Note

This is a required field for a request.

Type: Integer

Required: No

**InstanceType** (request), **instanceType** (response)

The instance type for the modified Reserved Instances.

Type: String

Valid Values: a1.medium | a1.large | a1.xlarge | a1.2xlarge | a1.4xlarge | a1.metal | c1.medium | c1.xlarge | c3.large | c3.xlarge | c3.2xlarge | c3.4xlarge | c3.8xlarge | c4.large | c4.xlarge | c4.2xlarge | c4.4xlarge | c4.8xlarge | c5.large | c5.xlarge | c5.2xlarge | c5.4xlarge | c5.9xlarge | c5.12xlarge | c5.18xlarge | c5.24xlarge | c5.metal | c5a.large | c5a.xlarge | c5a.2xlarge | c5a.4xlarge | c5a.8xlarge | c5a.12xlarge | c5a.16xlarge | c5a.24xlarge | c5ad.large | c5ad.xlarge | c5ad.2xlarge | c5ad.4xlarge | c5ad.8xlarge | c5ad.12xlarge | c5ad.16xlarge | c5ad.24xlarge | c5d.large | c5d.xlarge | c5d.2xlarge | c5d.4xlarge | c5d.9xlarge | c5d.12xlarge | c5d.18xlarge | c5d.24xlarge

| c5d.metal | c5n.large | c5n.xlarge | c5n.2xlarge | c5n.4xlarge | c5n.9xlarge | c5n.18xlarge | c5n.metal | c6g.medium | c6g.large | c6g.xlarge | c6g.2xlarge | c6g.4xlarge | c6g.8xlarge | c6g.12xlarge | c6g.16xlarge | c6g.metal | c6gd.medium | c6gd.large | c6gd.xlarge | c6gd.2xlarge | c6gd.4xlarge | c6gd.8xlarge | c6gd.12xlarge | c6gd.16xlarge | c6gd.metal | c6gn.medium | c6gn.large | c6gn.xlarge | c6gn.2xlarge | c6gn.4xlarge | c6gn.8xlarge | c6gn.12xlarge | c6gn.16xlarge | c6i.large | c6i.xlarge | c6i.2xlarge | c6i.4xlarge | c6i.8xlarge | c6i.12xlarge | c6i.16xlarge | c6i.24xlarge | c6i.32xlarge | c6i.metal | cc1.4xlarge | cc2.8xlarge | cg1.4xlarge | cr1.8xlarge | d2.xlarge | d2.2xlarge | d2.4xlarge | d2.8xlarge | d3.xlarge | d3.2xlarge | d3.4xlarge | d3.8xlarge | d3en.xlarge | d3en.2xlarge | d3en.4xlarge | d3en.6xlarge | d3en.8xlarge | d3en.12xlarge | dl1.24xlarge | f1.2xlarge | f1.4xlarge | f1.16xlarge | g2.2xlarge | g2.8xlarge | g3.4xlarge | g3.8xlarge | g3.16xlarge | g3s.xlarge | g4ad.xlarge | g4ad.2xlarge | g4ad.4xlarge | g4ad.8xlarge | g4ad.16xlarge | g4dn.xlarge | g4dn.2xlarge | g4dn.4xlarge | g4dn.8xlarge | g4dn.12xlarge | g4dn.16xlarge | g4dn.metal | g5.xlarge | g5.2xlarge | g5.4xlarge | g5.8xlarge | g5.12xlarge | g5.16xlarge | g5.24xlarge | g5.48xlarge | g5g.xlarge | g5g.2xlarge | g5g.4xlarge | g5g.8xlarge | g5g.16xlarge | g5g.metal | hi1.4xlarge | hpc6a.48xlarge | hs1.8xlarge | h1.2xlarge | h1.4xlarge | h1.8xlarge | h1.16xlarge | i2.xlarge | i2.2xlarge | i2.4xlarge | i2.8xlarge | i3.large | i3.xlarge | i3.2xlarge | i3.4xlarge | i3.8xlarge | i3.16xlarge | i3.metal | i3en.large | i3en.xlarge | i3en.2xlarge | i3en.3xlarge | i3en.6xlarge | i3en.12xlarge | i3en.24xlarge | i3en.metal | im4gn.large | im4gn.xlarge | im4gn.2xlarge | im4gn.4xlarge | im4gn.8xlarge | im4gn.16xlarge | inf1.xlarge | inf1.2xlarge | inf1.6xlarge | inf1.24xlarge | is4gen.medium | is4gen.large | is4gen.xlarge | is4gen.2xlarge | is4gen.4xlarge | is4gen.8xlarge | m1.small | m1.medium | m1.large | m1.xlarge | m2.xlarge | m2.2xlarge | m2.4xlarge | m3.medium | m3.large | m3.xlarge | m3.2xlarge | m4.large | m4.xlarge | m4.2xlarge | m4.4xlarge | m4.10xlarge | m4.16xlarge | m5.large | m5.xlarge | m5.2xlarge | m5.4xlarge | m5.8xlarge | m5.12xlarge | m5.16xlarge | m5.24xlarge | m5.metal | m5a.large | m5a.xlarge | m5a.2xlarge | m5a.4xlarge | m5a.8xlarge | m5a.12xlarge | m5a.16xlarge | m5a.24xlarge

| m5ad.large | m5ad.xlarge | m5ad.2xlarge | m5ad.4xlarge | m5ad.8xlarge  
| m5ad.12xlarge | m5ad.16xlarge | m5ad.24xlarge | m5d.large | m5d.xlarge  
| m5d.2xlarge | m5d.4xlarge | m5d.8xlarge | m5d.12xlarge | m5d.16xlarge  
| m5d.24xlarge | m5d.metal | m5dn.large | m5dn.xlarge | m5dn.2xlarge  
| m5dn.4xlarge | m5dn.8xlarge | m5dn.12xlarge | m5dn.16xlarge |  
m5dn.24xlarge | m5dn.metal | m5n.large | m5n.xlarge | m5n.2xlarge |  
m5n.4xlarge | m5n.8xlarge | m5n.12xlarge | m5n.16xlarge | m5n.24xlarge  
| m5n.metal | m5zn.large | m5zn.xlarge | m5zn.2xlarge | m5zn.3xlarge  
| m5zn.6xlarge | m5zn.12xlarge | m5zn.metal | m6a.large | m6a.xlarge |  
m6a.2xlarge | m6a.4xlarge | m6a.8xlarge | m6a.12xlarge | m6a.16xlarge  
| m6a.24xlarge | m6a.32xlarge | m6a.48xlarge | m6g.metal | m6g.medium  
| m6g.large | m6g.xlarge | m6g.2xlarge | m6g.4xlarge | m6g.8xlarge |  
m6g.12xlarge | m6g.16xlarge | m6gd.metal | m6gd.medium | m6gd.large |  
m6gd.xlarge | m6gd.2xlarge | m6gd.4xlarge | m6gd.8xlarge | m6gd.12xlarge  
| m6gd.16xlarge | m6i.large | m6i.xlarge | m6i.2xlarge | m6i.4xlarge |  
m6i.8xlarge | m6i.12xlarge | m6i.16xlarge | m6i.24xlarge | m6i.32xlarge  
| m6i.metal | mac1.metal | p2.xlarge | p2.8xlarge | p2.16xlarge |  
p3.2xlarge | p3.8xlarge | p3.16xlarge | p3dn.24xlarge | p4d.24xlarge |  
r3.large | r3.xlarge | r3.2xlarge | r3.4xlarge | r3.8xlarge | r4.large  
| r4.xlarge | r4.2xlarge | r4.4xlarge | r4.8xlarge | r4.16xlarge  
| r5.large | r5.xlarge | r5.2xlarge | r5.4xlarge | r5.8xlarge |  
r5.12xlarge | r5.16xlarge | r5.24xlarge | r5.metal | r5a.large |  
r5a.xlarge | r5a.2xlarge | r5a.4xlarge | r5a.8xlarge | r5a.12xlarge |  
r5a.16xlarge | r5a.24xlarge | r5ad.large | r5ad.xlarge | r5ad.2xlarge  
| r5ad.4xlarge | r5ad.8xlarge | r5ad.12xlarge | r5ad.16xlarge |  
r5ad.24xlarge | r5b.large | r5b.xlarge | r5b.2xlarge | r5b.4xlarge |  
r5b.8xlarge | r5b.12xlarge | r5b.16xlarge | r5b.24xlarge | r5b.metal  
| r5d.large | r5d.xlarge | r5d.2xlarge | r5d.4xlarge | r5d.8xlarge |  
r5d.12xlarge | r5d.16xlarge | r5d.24xlarge | r5d.metal | r5dn.large |  
r5dn.xlarge | r5dn.2xlarge | r5dn.4xlarge | r5dn.8xlarge | r5dn.12xlarge  
| r5dn.16xlarge | r5dn.24xlarge | r5dn.metal | r5n.large | r5n.xlarge  
| r5n.2xlarge | r5n.4xlarge | r5n.8xlarge | r5n.12xlarge | r5n.16xlarge  
| r5n.24xlarge | r5n.metal | r6g.medium | r6g.large | r6g.xlarge |  
r6g.2xlarge | r6g.4xlarge | r6g.8xlarge | r6g.12xlarge | r6g.16xlarge  
| r6g.metal | r6gd.medium | r6gd.large | r6gd.xlarge | r6gd.2xlarge  
| r6gd.4xlarge | r6gd.8xlarge | r6gd.12xlarge | r6gd.16xlarge |

r6gd.metal | r6i.large | r6i.xlarge | r6i.2xlarge | r6i.4xlarge |  
r6i.8xlarge | r6i.12xlarge | r6i.16xlarge | r6i.24xlarge | r6i.32xlarge  
| r6i.metal | t1.micro | t2.nano | t2.micro | t2.small | t2.medium |  
t2.large | t2.xlarge | t2.2xlarge | t3.nano | t3.micro | t3.small |  
t3.medium | t3.large | t3.xlarge | t3.2xlarge | t3a.nano | t3a.micro  
| t3a.small | t3a.medium | t3a.large | t3a.xlarge | t3a.2xlarge |  
t4g.nano | t4g.micro | t4g.small | t4g.medium | t4g.large | t4g.xlarge  
| t4g.2xlarge | u-6tb1.56xlarge | u-6tb1.112xlarge | u-9tb1.112xlarge  
| u-12tb1.112xlarge | u-6tb1.metal | u-9tb1.metal | u-12tb1.metal |  
u-18tb1.metal | u-24tb1.metal | vt1.3xlarge | vt1.6xlarge | vt1.24xlarge  
| x1.16xlarge | x1.32xlarge | x1e.xlarge | x1e.2xlarge | x1e.4xlarge  
| x1e.8xlarge | x1e.16xlarge | x1e.32xlarge | x2iezn.2xlarge |  
x2iezn.4xlarge | x2iezn.6xlarge | x2iezn.8xlarge | x2iezn.12xlarge |  
x2iezn.metal | x2gd.medium | x2gd.large | x2gd.xlarge | x2gd.2xlarge  
| x2gd.4xlarge | x2gd.8xlarge | x2gd.12xlarge | x2gd.16xlarge |  
x2gd.metal | z1d.large | z1d.xlarge | z1d.2xlarge | z1d.3xlarge |  
z1d.6xlarge | z1d.12xlarge | z1d.metal | x2idn.16xlarge | x2idn.24xlarge  
| x2idn.32xlarge | x2iedn.xlarge | x2iedn.2xlarge | x2iedn.4xlarge |  
x2iedn.8xlarge | x2iedn.16xlarge | x2iedn.24xlarge | x2iedn.32xlarge  
| c6a.large | c6a.xlarge | c6a.2xlarge | c6a.4xlarge | c6a.8xlarge |  
c6a.12xlarge | c6a.16xlarge | c6a.24xlarge | c6a.32xlarge | c6a.48xlarge  
| c6a.metal | m6a.metal | i4i.large | i4i.xlarge | i4i.2xlarge |  
i4i.4xlarge | i4i.8xlarge | i4i.16xlarge | i4i.32xlarge | i4i.metal  
| x2idn.metal | x2iedn.metal | c7g.medium | c7g.large | c7g.xlarge |  
c7g.2xlarge | c7g.4xlarge | c7g.8xlarge | c7g.12xlarge | c7g.16xlarge  
| mac2.metal | c6id.large | c6id.xlarge | c6id.2xlarge | c6id.4xlarge  
| c6id.8xlarge | c6id.12xlarge | c6id.16xlarge | c6id.24xlarge |  
c6id.32xlarge | c6id.metal | m6id.large | m6id.xlarge | m6id.2xlarge  
| m6id.4xlarge | m6id.8xlarge | m6id.12xlarge | m6id.16xlarge |  
m6id.24xlarge | m6id.32xlarge | m6id.metal | r6id.large | r6id.xlarge  
| r6id.2xlarge | r6id.4xlarge | r6id.8xlarge | r6id.12xlarge |  
r6id.16xlarge | r6id.24xlarge | r6id.32xlarge | r6id.metal | r6a.large  
| r6a.xlarge | r6a.2xlarge | r6a.4xlarge | r6a.8xlarge | r6a.12xlarge  
| r6a.16xlarge | r6a.24xlarge | r6a.32xlarge | r6a.48xlarge |  
r6a.metal | p4de.24xlarge | u-3tb1.56xlarge | u-18tb1.112xlarge |  
u-24tb1.112xlarge | trn1.2xlarge | trn1.32xlarge | hpc6id.32xlarge |

c6in.large | c6in.xlarge | c6in.2xlarge | c6in.4xlarge | c6in.8xlarge  
| c6in.12xlarge | c6in.16xlarge | c6in.24xlarge | c6in.32xlarge |  
m6in.large | m6in.xlarge | m6in.2xlarge | m6in.4xlarge | m6in.8xlarge  
| m6in.12xlarge | m6in.16xlarge | m6in.24xlarge | m6in.32xlarge  
| m6idn.large | m6idn.xlarge | m6idn.2xlarge | m6idn.4xlarge |  
m6idn.8xlarge | m6idn.12xlarge | m6idn.16xlarge | m6idn.24xlarge |  
m6idn.32xlarge | r6in.large | r6in.xlarge | r6in.2xlarge | r6in.4xlarge  
| r6in.8xlarge | r6in.12xlarge | r6in.16xlarge | r6in.24xlarge  
| r6in.32xlarge | r6idn.large | r6idn.xlarge | r6idn.2xlarge |  
r6idn.4xlarge | r6idn.8xlarge | r6idn.12xlarge | r6idn.16xlarge |  
r6idn.24xlarge | r6idn.32xlarge | c7g.metal | m7g.medium | m7g.large  
| m7g.xlarge | m7g.2xlarge | m7g.4xlarge | m7g.8xlarge | m7g.12xlarge  
| m7g.16xlarge | m7g.metal | r7g.medium | r7g.large | r7g.xlarge |  
r7g.2xlarge | r7g.4xlarge | r7g.8xlarge | r7g.12xlarge | r7g.16xlarge  
| r7g.metal | c6in.metal | m6in.metal | m6idn.metal | r6in.metal |  
r6idn.metal | inf2.xlarge | inf2.8xlarge | inf2.24xlarge | inf2.48xlarge  
| trn1n.32xlarge | i4g.large | i4g.xlarge | i4g.2xlarge | i4g.4xlarge  
| i4g.8xlarge | i4g.16xlarge | hpc7g.4xlarge | hpc7g.8xlarge |  
hpc7g.16xlarge | c7gn.medium | c7gn.large | c7gn.xlarge | c7gn.2xlarge  
| c7gn.4xlarge | c7gn.8xlarge | c7gn.12xlarge | c7gn.16xlarge |  
p5.48xlarge | m7i.large | m7i.xlarge | m7i.2xlarge | m7i.4xlarge |  
m7i.8xlarge | m7i.12xlarge | m7i.16xlarge | m7i.24xlarge | m7i.48xlarge  
| m7i-flex.large | m7i-flex.xlarge | m7i-flex.2xlarge | m7i-flex.4xlarge  
| m7i-flex.8xlarge | m7a.medium | m7a.large | m7a.xlarge | m7a.2xlarge |  
m7a.4xlarge | m7a.8xlarge | m7a.12xlarge | m7a.16xlarge | m7a.24xlarge  
| m7a.32xlarge | m7a.48xlarge | m7a.metal-48x1 | hpc7a.12xlarge |  
hpc7a.24xlarge | hpc7a.48xlarge | hpc7a.96xlarge | c7gd.medium |  
c7gd.large | c7gd.xlarge | c7gd.2xlarge | c7gd.4xlarge | c7gd.8xlarge |  
c7gd.12xlarge | c7gd.16xlarge | m7gd.medium | m7gd.large | m7gd.xlarge  
| m7gd.2xlarge | m7gd.4xlarge | m7gd.8xlarge | m7gd.12xlarge |  
m7gd.16xlarge | r7gd.medium | r7gd.large | r7gd.xlarge | r7gd.2xlarge |  
r7gd.4xlarge | r7gd.8xlarge | r7gd.12xlarge | r7gd.16xlarge | r7a.medium  
| r7a.large | r7a.xlarge | r7a.2xlarge | r7a.4xlarge | r7a.8xlarge |  
r7a.12xlarge | r7a.16xlarge | r7a.24xlarge | r7a.32xlarge | r7a.48xlarge  
| c7i.large | c7i.xlarge | c7i.2xlarge | c7i.4xlarge | c7i.8xlarge  
| c7i.12xlarge | c7i.16xlarge | c7i.24xlarge | c7i.48xlarge | mac2-

m2pro.metal | r7iz.large | r7iz.xlarge | r7iz.2xlarge | r7iz.4xlarge  
| r7iz.8xlarge | r7iz.12xlarge | r7iz.16xlarge | r7iz.32xlarge |  
c7a.medium | c7a.large | c7a.xlarge | c7a.2xlarge | c7a.4xlarge |  
c7a.8xlarge | c7a.12xlarge | c7a.16xlarge | c7a.24xlarge | c7a.32xlarge  
| c7a.48xlarge | c7a.metal-48xl | r7a.metal-48xl | r7i.large |  
r7i.xlarge | r7i.2xlarge | r7i.4xlarge | r7i.8xlarge | r7i.12xlarge  
| r7i.16xlarge | r7i.24xlarge | r7i.48xlarge | dl2q.24xlarge | mac2-  
m2.metal | i4i.12xlarge | i4i.24xlarge | c7i.metal-24xl | c7i.metal-48xl  
| m7i.metal-24xl | m7i.metal-48xl | r7i.metal-24xl | r7i.metal-48xl |  
r7iz.metal-16xl | r7iz.metal-32xl | c7gd.metal | m7gd.metal | r7gd.metal  
| g6.xlarge | g6.2xlarge | g6.4xlarge | g6.8xlarge | g6.12xlarge |  
g6.16xlarge | g6.24xlarge | g6.48xlarge | gr6.4xlarge | gr6.8xlarge |  
c7i-flex.large | c7i-flex.xlarge | c7i-flex.2xlarge | c7i-flex.4xlarge  
| c7i-flex.8xlarge | u7i-12tb.224xlarge | u7in-16tb.224xlarge |  
u7in-24tb.224xlarge | u7in-32tb.224xlarge | u7ib-12tb.224xlarge |  
c7gn.metal | r8g.medium | r8g.large | r8g.xlarge | r8g.2xlarge |  
r8g.4xlarge | r8g.8xlarge | r8g.12xlarge | r8g.16xlarge | r8g.24xlarge |  
r8g.48xlarge | r8g.metal-24xl | r8g.metal-48xl | mac2-m1ultra.metal

Required: No

**Platform** (request), **platform** (response)

The network platform of the modified Reserved Instances.

Type: String

Required: No

**Scope** (request), **scope** (response)

Whether the Reserved Instance is applied to instances in a Region or instances in a specific Availability Zone.

Type: String

Valid Values: Availability Zone | Region

Required: No



## See Also

For more information about using this API in one of the language-specific AWS SDKs, see the following:

- [AWS SDK for C++](#)
- [AWS SDK for Java V2](#)
- [AWS SDK for Ruby V3](#)

# ReservedInstancesId

Describes the ID of a Reserved Instance.

## Contents

### reservedInstancesId

The ID of the Reserved Instance.

Type: String

Required: No

## See Also

For more information about using this API in one of the language-specific AWS SDKs, see the following:

- [AWS SDK for C++](#)
- [AWS SDK for Java V2](#)
- [AWS SDK for Ruby V3](#)

# ReservedInstancesListing

Describes a Reserved Instance listing.

## Contents

### clientToken

A unique, case-sensitive key supplied by the client to ensure that the request is idempotent. For more information, see [Ensuring Idempotency](#).

Type: String

Required: No

### createDate

The time the listing was created.

Type: Timestamp

Required: No

### instanceCounts

The number of instances in this state.

Type: Array of [InstanceCount](#) objects

Required: No

### priceSchedules

The price of the Reserved Instance listing.

Type: Array of [PriceSchedule](#) objects

Required: No

### reservedInstancesId

The ID of the Reserved Instance.

Type: String

Required: No

## **reservedInstancesListingId**

The ID of the Reserved Instance listing.

Type: String

Required: No

## **status**

The status of the Reserved Instance listing.

Type: String

Valid Values: active | pending | cancelled | closed

Required: No

## **statusMessage**

The reason for the current status of the Reserved Instance listing. The response can be blank.

Type: String

Required: No

## **tagSet**

Any tags assigned to the resource.

Type: Array of [Tag](#) objects

Required: No

## **updateDate**

The last modified timestamp of the listing.

Type: Timestamp

Required: No

## **See Also**

For more information about using this API in one of the language-specific AWS SDKs, see the following:

- [AWS SDK for C++](#)
- [AWS SDK for Java V2](#)
- [AWS SDK for Ruby V3](#)

# ReservedInstancesModification

Describes a Reserved Instance modification.

## Contents

### clientToken

A unique, case-sensitive key supplied by the client to ensure that the request is idempotent. For more information, see [Ensuring Idempotency](#).

Type: String

Required: No

### createDate

The time when the modification request was created.

Type: Timestamp

Required: No

### effectiveDate

The time for the modification to become effective.

Type: Timestamp

Required: No

### modificationResultSet

Contains target configurations along with their corresponding new Reserved Instance IDs.

Type: Array of [ReservedInstancesModificationResult](#) objects

Required: No

### reservedInstancesModificationId

A unique ID for the Reserved Instance modification.

Type: String

Required: No

## reservedInstancesSet

The IDs of one or more Reserved Instances.

Type: Array of [ReservedInstancesId](#) objects

Required: No

## status

The status of the Reserved Instances modification request.

Type: String

Required: No

## statusMessage

The reason for the status.

Type: String

Required: No

## updateDate

The time when the modification request was last updated.

Type: Timestamp

Required: No

## See Also

For more information about using this API in one of the language-specific AWS SDKs, see the following:

- [AWS SDK for C++](#)
- [AWS SDK for Java V2](#)
- [AWS SDK for Ruby V3](#)

# ReservedInstancesModificationResult

Describes the modification request/s.

## Contents

### **reservedInstancesId**

The ID for the Reserved Instances that were created as part of the modification request. This field is only available when the modification is fulfilled.

Type: String

Required: No

### **targetConfiguration**

The target Reserved Instances configurations supplied as part of the modification request.

Type: [ReservedInstancesConfiguration](#) object

Required: No

## See Also

For more information about using this API in one of the language-specific AWS SDKs, see the following:

- [AWS SDK for C++](#)
- [AWS SDK for Java V2](#)
- [AWS SDK for Ruby V3](#)



# ReservedInstancesOffering

Describes a Reserved Instance offering.

## Contents

### **availabilityZone**

The Availability Zone in which the Reserved Instance can be used.

Type: String

Required: No

### **currencyCode**

The currency of the Reserved Instance offering you are purchasing. It's specified using ISO 4217 standard currency codes. At this time, the only supported currency is USD.

Type: String

Valid Values: USD

Required: No

### **duration**

The duration of the Reserved Instance, in seconds.

Type: Long

Required: No

### **fixedPrice**

The purchase price of the Reserved Instance.

Type: Float

Required: No

### **instanceTenancy**

The tenancy of the instance.

Type: String

Valid Values: default | dedicated | host

Required: No

## instanceType

The instance type on which the Reserved Instance can be used.

Type: String

Valid Values: a1.medium | a1.large | a1.xlarge | a1.2xlarge | a1.4xlarge | a1.metal | c1.medium | c1.xlarge | c3.large | c3.xlarge | c3.2xlarge | c3.4xlarge | c3.8xlarge | c4.large | c4.xlarge | c4.2xlarge | c4.4xlarge | c4.8xlarge | c5.large | c5.xlarge | c5.2xlarge | c5.4xlarge | c5.9xlarge | c5.12xlarge | c5.18xlarge | c5.24xlarge | c5.metal | c5a.large | c5a.xlarge | c5a.2xlarge | c5a.4xlarge | c5a.8xlarge | c5a.12xlarge | c5a.16xlarge | c5a.24xlarge | c5ad.large | c5ad.xlarge | c5ad.2xlarge | c5ad.4xlarge | c5ad.8xlarge | c5ad.12xlarge | c5ad.16xlarge | c5ad.24xlarge | c5d.large | c5d.xlarge | c5d.2xlarge | c5d.4xlarge | c5d.9xlarge | c5d.12xlarge | c5d.18xlarge | c5d.24xlarge | c5d.metal | c5n.large | c5n.xlarge | c5n.2xlarge | c5n.4xlarge | c5n.9xlarge | c5n.18xlarge | c5n.metal | c6g.medium | c6g.large | c6g.xlarge | c6g.2xlarge | c6g.4xlarge | c6g.8xlarge | c6g.12xlarge | c6g.16xlarge | c6g.metal | c6gd.medium | c6gd.large | c6gd.xlarge | c6gd.2xlarge | c6gd.4xlarge | c6gd.8xlarge | c6gd.12xlarge | c6gd.16xlarge | c6gd.metal | c6gn.medium | c6gn.large | c6gn.xlarge | c6gn.2xlarge | c6gn.4xlarge | c6gn.8xlarge | c6gn.12xlarge | c6gn.16xlarge | c6i.large | c6i.xlarge | c6i.2xlarge | c6i.4xlarge | c6i.8xlarge | c6i.12xlarge | c6i.16xlarge | c6i.24xlarge | c6i.32xlarge | c6i.metal | cc1.4xlarge | cc2.8xlarge | cg1.4xlarge | cr1.8xlarge | d2.xlarge | d2.2xlarge | d2.4xlarge | d2.8xlarge | d3.xlarge | d3.2xlarge | d3.4xlarge | d3.8xlarge | d3en.xlarge | d3en.2xlarge | d3en.4xlarge | d3en.6xlarge | d3en.8xlarge | d3en.12xlarge | dl1.24xlarge | f1.2xlarge | f1.4xlarge | f1.16xlarge | g2.2xlarge | g2.8xlarge | g3.4xlarge | g3.8xlarge | g3.16xlarge | g3s.xlarge | g4ad.xlarge | g4ad.2xlarge | g4ad.4xlarge | g4ad.8xlarge | g4ad.16xlarge | g4dn.xlarge | g4dn.2xlarge | g4dn.4xlarge | g4dn.8xlarge | g4dn.12xlarge | g4dn.16xlarge | g4dn.metal | g5.xlarge | g5.2xlarge | g5.4xlarge | g5.8xlarge | g5.12xlarge | g5.16xlarge | g5.24xlarge | g5.48xlarge | g5g.xlarge | g5g.2xlarge | g5g.4xlarge | g5g.8xlarge |

g5g.16xlarge | g5g.metal | hi1.4xlarge | hpc6a.48xlarge | hs1.8xlarge  
| h1.2xlarge | h1.4xlarge | h1.8xlarge | h1.16xlarge | i2.xlarge  
| i2.2xlarge | i2.4xlarge | i2.8xlarge | i3.large | i3.xlarge |  
i3.2xlarge | i3.4xlarge | i3.8xlarge | i3.16xlarge | i3.metal |  
i3en.large | i3en.xlarge | i3en.2xlarge | i3en.3xlarge | i3en.6xlarge |  
i3en.12xlarge | i3en.24xlarge | i3en.metal | im4gn.large | im4gn.xlarge  
| im4gn.2xlarge | im4gn.4xlarge | im4gn.8xlarge | im4gn.16xlarge  
| inf1.xlarge | inf1.2xlarge | inf1.6xlarge | inf1.24xlarge |  
is4gen.medium | is4gen.large | is4gen.xlarge | is4gen.2xlarge |  
is4gen.4xlarge | is4gen.8xlarge | m1.small | m1.medium | m1.large  
| m1.xlarge | m2.xlarge | m2.2xlarge | m2.4xlarge | m3.medium |  
m3.large | m3.xlarge | m3.2xlarge | m4.large | m4.xlarge | m4.2xlarge  
| m4.4xlarge | m4.10xlarge | m4.16xlarge | m5.large | m5.xlarge |  
m5.2xlarge | m5.4xlarge | m5.8xlarge | m5.12xlarge | m5.16xlarge  
| m5.24xlarge | m5.metal | m5a.large | m5a.xlarge | m5a.2xlarge |  
m5a.4xlarge | m5a.8xlarge | m5a.12xlarge | m5a.16xlarge | m5a.24xlarge  
| m5ad.large | m5ad.xlarge | m5ad.2xlarge | m5ad.4xlarge | m5ad.8xlarge  
| m5ad.12xlarge | m5ad.16xlarge | m5ad.24xlarge | m5d.large | m5d.xlarge  
| m5d.2xlarge | m5d.4xlarge | m5d.8xlarge | m5d.12xlarge | m5d.16xlarge  
| m5d.24xlarge | m5d.metal | m5dn.large | m5dn.xlarge | m5dn.2xlarge  
| m5dn.4xlarge | m5dn.8xlarge | m5dn.12xlarge | m5dn.16xlarge |  
m5dn.24xlarge | m5dn.metal | m5n.large | m5n.xlarge | m5n.2xlarge |  
m5n.4xlarge | m5n.8xlarge | m5n.12xlarge | m5n.16xlarge | m5n.24xlarge  
| m5n.metal | m5zn.large | m5zn.xlarge | m5zn.2xlarge | m5zn.3xlarge  
| m5zn.6xlarge | m5zn.12xlarge | m5zn.metal | m6a.large | m6a.xlarge |  
m6a.2xlarge | m6a.4xlarge | m6a.8xlarge | m6a.12xlarge | m6a.16xlarge  
| m6a.24xlarge | m6a.32xlarge | m6a.48xlarge | m6g.metal | m6g.medium  
| m6g.large | m6g.xlarge | m6g.2xlarge | m6g.4xlarge | m6g.8xlarge |  
m6g.12xlarge | m6g.16xlarge | m6gd.metal | m6gd.medium | m6gd.large |  
m6gd.xlarge | m6gd.2xlarge | m6gd.4xlarge | m6gd.8xlarge | m6gd.12xlarge  
| m6gd.16xlarge | m6i.large | m6i.xlarge | m6i.2xlarge | m6i.4xlarge |  
m6i.8xlarge | m6i.12xlarge | m6i.16xlarge | m6i.24xlarge | m6i.32xlarge  
| m6i.metal | mac1.metal | p2.xlarge | p2.8xlarge | p2.16xlarge |  
p3.2xlarge | p3.8xlarge | p3.16xlarge | p3dn.24xlarge | p4d.24xlarge |  
r3.large | r3.xlarge | r3.2xlarge | r3.4xlarge | r3.8xlarge | r4.large  
| r4.xlarge | r4.2xlarge | r4.4xlarge | r4.8xlarge | r4.16xlarge

| r5.large | r5.xlarge | r5.2xlarge | r5.4xlarge | r5.8xlarge |  
r5.12xlarge | r5.16xlarge | r5.24xlarge | r5.metal | r5a.large |  
r5a.xlarge | r5a.2xlarge | r5a.4xlarge | r5a.8xlarge | r5a.12xlarge |  
r5a.16xlarge | r5a.24xlarge | r5ad.large | r5ad.xlarge | r5ad.2xlarge  
| r5ad.4xlarge | r5ad.8xlarge | r5ad.12xlarge | r5ad.16xlarge |  
r5ad.24xlarge | r5b.large | r5b.xlarge | r5b.2xlarge | r5b.4xlarge |  
r5b.8xlarge | r5b.12xlarge | r5b.16xlarge | r5b.24xlarge | r5b.metal  
| r5d.large | r5d.xlarge | r5d.2xlarge | r5d.4xlarge | r5d.8xlarge |  
r5d.12xlarge | r5d.16xlarge | r5d.24xlarge | r5d.metal | r5dn.large |  
r5dn.xlarge | r5dn.2xlarge | r5dn.4xlarge | r5dn.8xlarge | r5dn.12xlarge  
| r5dn.16xlarge | r5dn.24xlarge | r5dn.metal | r5n.large | r5n.xlarge  
| r5n.2xlarge | r5n.4xlarge | r5n.8xlarge | r5n.12xlarge | r5n.16xlarge  
| r5n.24xlarge | r5n.metal | r6g.medium | r6g.large | r6g.xlarge |  
r6g.2xlarge | r6g.4xlarge | r6g.8xlarge | r6g.12xlarge | r6g.16xlarge  
| r6g.metal | r6gd.medium | r6gd.large | r6gd.xlarge | r6gd.2xlarge  
| r6gd.4xlarge | r6gd.8xlarge | r6gd.12xlarge | r6gd.16xlarge |  
r6gd.metal | r6i.large | r6i.xlarge | r6i.2xlarge | r6i.4xlarge |  
r6i.8xlarge | r6i.12xlarge | r6i.16xlarge | r6i.24xlarge | r6i.32xlarge  
| r6i.metal | t1.micro | t2.nano | t2.micro | t2.small | t2.medium |  
t2.large | t2.xlarge | t2.2xlarge | t3.nano | t3.micro | t3.small |  
t3.medium | t3.large | t3.xlarge | t3.2xlarge | t3a.nano | t3a.micro  
| t3a.small | t3a.medium | t3a.large | t3a.xlarge | t3a.2xlarge |  
t4g.nano | t4g.micro | t4g.small | t4g.medium | t4g.large | t4g.xlarge  
| t4g.2xlarge | u-6tb1.56xlarge | u-6tb1.112xlarge | u-9tb1.112xlarge  
| u-12tb1.112xlarge | u-6tb1.metal | u-9tb1.metal | u-12tb1.metal |  
u-18tb1.metal | u-24tb1.metal | vt1.3xlarge | vt1.6xlarge | vt1.24xlarge  
| x1.16xlarge | x1.32xlarge | x1e.xlarge | x1e.2xlarge | x1e.4xlarge  
| x1e.8xlarge | x1e.16xlarge | x1e.32xlarge | x2iezn.2xlarge |  
x2iezn.4xlarge | x2iezn.6xlarge | x2iezn.8xlarge | x2iezn.12xlarge |  
x2iezn.metal | x2gd.medium | x2gd.large | x2gd.xlarge | x2gd.2xlarge  
| x2gd.4xlarge | x2gd.8xlarge | x2gd.12xlarge | x2gd.16xlarge |  
x2gd.metal | z1d.large | z1d.xlarge | z1d.2xlarge | z1d.3xlarge |  
z1d.6xlarge | z1d.12xlarge | z1d.metal | x2idn.16xlarge | x2idn.24xlarge  
| x2idn.32xlarge | x2iedn.xlarge | x2iedn.2xlarge | x2iedn.4xlarge |  
x2iedn.8xlarge | x2iedn.16xlarge | x2iedn.24xlarge | x2iedn.32xlarge  
| c6a.large | c6a.xlarge | c6a.2xlarge | c6a.4xlarge | c6a.8xlarge |

c6a.12xlarge | c6a.16xlarge | c6a.24xlarge | c6a.32xlarge | c6a.48xlarge  
| c6a.metal | m6a.metal | i4i.large | i4i.xlarge | i4i.2xlarge |  
i4i.4xlarge | i4i.8xlarge | i4i.16xlarge | i4i.32xlarge | i4i.metal  
| x2idn.metal | x2iedn.metal | c7g.medium | c7g.large | c7g.xlarge |  
c7g.2xlarge | c7g.4xlarge | c7g.8xlarge | c7g.12xlarge | c7g.16xlarge  
| mac2.metal | c6id.large | c6id.xlarge | c6id.2xlarge | c6id.4xlarge  
| c6id.8xlarge | c6id.12xlarge | c6id.16xlarge | c6id.24xlarge |  
c6id.32xlarge | c6id.metal | m6id.large | m6id.xlarge | m6id.2xlarge  
| m6id.4xlarge | m6id.8xlarge | m6id.12xlarge | m6id.16xlarge |  
m6id.24xlarge | m6id.32xlarge | m6id.metal | r6id.large | r6id.xlarge  
| r6id.2xlarge | r6id.4xlarge | r6id.8xlarge | r6id.12xlarge |  
r6id.16xlarge | r6id.24xlarge | r6id.32xlarge | r6id.metal | r6a.large  
| r6a.xlarge | r6a.2xlarge | r6a.4xlarge | r6a.8xlarge | r6a.12xlarge  
| r6a.16xlarge | r6a.24xlarge | r6a.32xlarge | r6a.48xlarge |  
r6a.metal | p4de.24xlarge | u-3tb1.56xlarge | u-18tb1.112xlarge |  
u-24tb1.112xlarge | trn1.2xlarge | trn1.32xlarge | hpc6id.32xlarge |  
c6in.large | c6in.xlarge | c6in.2xlarge | c6in.4xlarge | c6in.8xlarge  
| c6in.12xlarge | c6in.16xlarge | c6in.24xlarge | c6in.32xlarge |  
m6in.large | m6in.xlarge | m6in.2xlarge | m6in.4xlarge | m6in.8xlarge  
| m6in.12xlarge | m6in.16xlarge | m6in.24xlarge | m6in.32xlarge  
| m6idn.large | m6idn.xlarge | m6idn.2xlarge | m6idn.4xlarge |  
m6idn.8xlarge | m6idn.12xlarge | m6idn.16xlarge | m6idn.24xlarge |  
m6idn.32xlarge | r6in.large | r6in.xlarge | r6in.2xlarge | r6in.4xlarge  
| r6in.8xlarge | r6in.12xlarge | r6in.16xlarge | r6in.24xlarge  
| r6in.32xlarge | r6idn.large | r6idn.xlarge | r6idn.2xlarge |  
r6idn.4xlarge | r6idn.8xlarge | r6idn.12xlarge | r6idn.16xlarge |  
r6idn.24xlarge | r6idn.32xlarge | c7g.metal | m7g.medium | m7g.large  
| m7g.xlarge | m7g.2xlarge | m7g.4xlarge | m7g.8xlarge | m7g.12xlarge  
| m7g.16xlarge | m7g.metal | r7g.medium | r7g.large | r7g.xlarge |  
r7g.2xlarge | r7g.4xlarge | r7g.8xlarge | r7g.12xlarge | r7g.16xlarge  
| r7g.metal | c6in.metal | m6in.metal | m6idn.metal | r6in.metal |  
r6idn.metal | inf2.xlarge | inf2.8xlarge | inf2.24xlarge | inf2.48xlarge  
| trn1n.32xlarge | i4g.large | i4g.xlarge | i4g.2xlarge | i4g.4xlarge  
| i4g.8xlarge | i4g.16xlarge | hpc7g.4xlarge | hpc7g.8xlarge |  
hpc7g.16xlarge | c7gn.medium | c7gn.large | c7gn.xlarge | c7gn.2xlarge  
| c7gn.4xlarge | c7gn.8xlarge | c7gn.12xlarge | c7gn.16xlarge |

p5.48xlarge | m7i.large | m7i.xlarge | m7i.2xlarge | m7i.4xlarge | m7i.8xlarge | m7i.12xlarge | m7i.16xlarge | m7i.24xlarge | m7i.48xlarge | m7i-flex.large | m7i-flex.xlarge | m7i-flex.2xlarge | m7i-flex.4xlarge | m7i-flex.8xlarge | m7a.medium | m7a.large | m7a.xlarge | m7a.2xlarge | m7a.4xlarge | m7a.8xlarge | m7a.12xlarge | m7a.16xlarge | m7a.24xlarge | m7a.32xlarge | m7a.48xlarge | m7a.metal-48xl | hpc7a.12xlarge | hpc7a.24xlarge | hpc7a.48xlarge | hpc7a.96xlarge | c7gd.medium | c7gd.large | c7gd.xlarge | c7gd.2xlarge | c7gd.4xlarge | c7gd.8xlarge | c7gd.12xlarge | c7gd.16xlarge | m7gd.medium | m7gd.large | m7gd.xlarge | m7gd.2xlarge | m7gd.4xlarge | m7gd.8xlarge | m7gd.12xlarge | m7gd.16xlarge | r7gd.medium | r7gd.large | r7gd.xlarge | r7gd.2xlarge | r7gd.4xlarge | r7gd.8xlarge | r7gd.12xlarge | r7gd.16xlarge | r7a.medium | r7a.large | r7a.xlarge | r7a.2xlarge | r7a.4xlarge | r7a.8xlarge | r7a.12xlarge | r7a.16xlarge | r7a.24xlarge | r7a.32xlarge | r7a.48xlarge | c7i.large | c7i.xlarge | c7i.2xlarge | c7i.4xlarge | c7i.8xlarge | c7i.12xlarge | c7i.16xlarge | c7i.24xlarge | c7i.48xlarge | mac2-m2pro.metal | r7iz.large | r7iz.xlarge | r7iz.2xlarge | r7iz.4xlarge | r7iz.8xlarge | r7iz.12xlarge | r7iz.16xlarge | r7iz.32xlarge | c7a.medium | c7a.large | c7a.xlarge | c7a.2xlarge | c7a.4xlarge | c7a.8xlarge | c7a.12xlarge | c7a.16xlarge | c7a.24xlarge | c7a.32xlarge | c7a.48xlarge | c7a.metal-48xl | r7a.metal-48xl | r7i.large | r7i.xlarge | r7i.2xlarge | r7i.4xlarge | r7i.8xlarge | r7i.12xlarge | r7i.16xlarge | r7i.24xlarge | r7i.48xlarge | dl2q.24xlarge | mac2-m2.metal | i4i.12xlarge | i4i.24xlarge | c7i.metal-24xl | c7i.metal-48xl | m7i.metal-24xl | m7i.metal-48xl | r7i.metal-24xl | r7i.metal-48xl | r7iz.metal-16xl | r7iz.metal-32xl | c7gd.metal | m7gd.metal | r7gd.metal | g6.xlarge | g6.2xlarge | g6.4xlarge | g6.8xlarge | g6.12xlarge | g6.16xlarge | g6.24xlarge | g6.48xlarge | gr6.4xlarge | gr6.8xlarge | c7i-flex.large | c7i-flex.xlarge | c7i-flex.2xlarge | c7i-flex.4xlarge | c7i-flex.8xlarge | u7i-12tb.224xlarge | u7in-16tb.224xlarge | u7in-24tb.224xlarge | u7in-32tb.224xlarge | u7ib-12tb.224xlarge | c7gn.metal | r8g.medium | r8g.large | r8g.xlarge | r8g.2xlarge | r8g.4xlarge | r8g.8xlarge | r8g.12xlarge | r8g.16xlarge | r8g.24xlarge | r8g.48xlarge | r8g.metal-24xl | r8g.metal-48xl | mac2-m1ultra.metal

Required: No

## marketplace

Indicates whether the offering is available through the Reserved Instance Marketplace (resale) or AWS. If it's a Reserved Instance Marketplace offering, this is `true`.

Type: Boolean

Required: No

## offeringClass

If `convertible` it can be exchanged for Reserved Instances of the same or higher monetary value, with different configurations. If `standard`, it is not possible to perform an exchange.

Type: String

Valid Values: `standard` | `convertible`

Required: No

## offeringType

The Reserved Instance offering type.

Type: String

Valid Values: `Heavy Utilization` | `Medium Utilization` | `Light Utilization` | `No Upfront` | `Partial Upfront` | `All Upfront`

Required: No

## pricingDetailsSet

The pricing details of the Reserved Instance offering.

Type: Array of [PricingDetail](#) objects

Required: No

## productDescription

The Reserved Instance product platform description.

Type: String

Valid Values: Linux/UNIX | Linux/UNIX (Amazon VPC) | Windows | Windows (Amazon VPC)

Required: No

### **recurringCharges**

The recurring charge tag assigned to the resource.

Type: Array of [RecurringCharge](#) objects

Required: No

### **reservedInstancesOfferingId**

The ID of the Reserved Instance offering. This is the offering ID used in [GetReservedInstancesExchangeQuote](#) to confirm that an exchange can be made.

Type: String

Required: No

### **scope**

Whether the Reserved Instance is applied to instances in a Region or an Availability Zone.

Type: String

Valid Values: Availability Zone | Region

Required: No

### **usagePrice**

The usage price of the Reserved Instance, per hour.

Type: Float

Required: No

## **See Also**

For more information about using this API in one of the language-specific AWS SDKs, see the following:



- [AWS SDK for C++](#)
- [AWS SDK for Java V2](#)
- [AWS SDK for Ruby V3](#)

# ResourceStatement

Describes a resource statement.

## Contents

### resourceSet

The resources.

Type: Array of strings

Required: No

### resourceTypeSet

The resource types.

Type: Array of strings

Required: No

## See Also

For more information about using this API in one of the language-specific AWS SDKs, see the following:

- [AWS SDK for C++](#)
- [AWS SDK for Java V2](#)
- [AWS SDK for Ruby V3](#)

# ResourceStatementRequest

Describes a resource statement.

## Contents

### Resources

The resources.

Type: Array of strings

Required: No

### ResourceTypes

The resource types.

Type: Array of strings

Required: No

## See Also

For more information about using this API in one of the language-specific AWS SDKs, see the following:

- [AWS SDK for C++](#)
- [AWS SDK for Java V2](#)
- [AWS SDK for Ruby V3](#)

# ResponseError

Describes the error that's returned when you cannot delete a launch template version.

## Contents

### code

The error code.

Type: String

Valid Values: `launchTemplateIdDoesNotExist` | `launchTemplateIdMalformed` | `launchTemplateNameDoesNotExist` | `launchTemplateNameMalformed` | `launchTemplateVersionDoesNotExist` | `unexpectedError`

Required: No

### message

The error message, if applicable.

Type: String

Required: No

## See Also

For more information about using this API in one of the language-specific AWS SDKs, see the following:

- [AWS SDK for C++](#)
- [AWS SDK for Java V2](#)
- [AWS SDK for Ruby V3](#)

# ResponseLaunchTemplateData

The information for a launch template.

## Contents

### blockDeviceMappingSet

The block device mappings.

Type: Array of [LaunchTemplateBlockDeviceMapping](#) objects

Required: No

### capacityReservationSpecification

Information about the Capacity Reservation targeting option.

Type: [LaunchTemplateCapacityReservationSpecificationResponse](#) object

Required: No

### cpuOptions

The CPU options for the instance. For more information, see [Optimize CPU options](#) in the *Amazon EC2 User Guide*.

Type: [LaunchTemplateCpuOptions](#) object

Required: No

### creditSpecification

The credit option for CPU usage of the instance.

Type: [CreditSpecification](#) object

Required: No

### disableApiStop

Indicates whether the instance is enabled for stop protection. For more information, see [Enable stop protection for your instance](#) in the *Amazon EC2 User Guide*.

Type: Boolean

Required: No

## **disableApiTermination**

If set to `true`, indicates that the instance cannot be terminated using the Amazon EC2 console, command line tool, or API.

Type: Boolean

Required: No

## **ebsOptimized**

Indicates whether the instance is optimized for Amazon EBS I/O.

Type: Boolean

Required: No

## **elasticGpuSpecificationSet**

Deprecated.

### **Note**

Amazon Elastic Graphics reached end of life on January 8, 2024. For workloads that require graphics acceleration, we recommend that you use Amazon EC2 G4ad, G4dn, or G5 instances.

Type: Array of [ElasticGpuSpecificationResponse](#) objects

Required: No

## **elasticInferenceAcceleratorSet**

An elastic inference accelerator to associate with the instance. Elastic inference accelerators are a resource you can attach to your Amazon EC2 instances to accelerate your Deep Learning (DL) inference workloads.

You cannot specify accelerators from different generations in the same request.

### **Note**

Starting April 15, 2023, AWS will not onboard new customers to Amazon Elastic Inference (EI), and will help current customers migrate their workloads to options that

offer better price and performance. After April 15, 2023, new customers will not be able to launch instances with Amazon EI accelerators in Amazon SageMaker, Amazon ECS, or Amazon EC2. However, customers who have used Amazon EI at least once during the past 30-day period are considered current customers and will be able to continue using the service.

Type: Array of [LaunchTemplateElasticInferenceAcceleratorResponse](#) objects

Required: No

### **enclaveOptions**

Indicates whether the instance is enabled for AWS Nitro Enclaves.

Type: [LaunchTemplateEnclaveOptions](#) object

Required: No

### **hibernationOptions**

Indicates whether an instance is configured for hibernation. For more information, see [Hibernate your Amazon EC2 instance](#) in the *Amazon EC2 User Guide*.

Type: [LaunchTemplateHibernationOptions](#) object

Required: No

### **iamInstanceProfile**

The IAM instance profile.

Type: [LaunchTemplateIamInstanceProfileSpecification](#) object

Required: No

### **imageId**

The ID of the AMI or a Systems Manager parameter. The Systems Manager parameter will resolve to the ID of the AMI at instance launch.

The value depends on what you specified in the request. The possible values are:

- If an AMI ID was specified in the request, then this is the AMI ID.

- If a Systems Manager parameter was specified in the request, and `ResolveAlias` was configured as `true`, then this is the AMI ID that the parameter is mapped to in the Parameter Store.
- If a Systems Manager parameter was specified in the request, and `ResolveAlias` was configured as `false`, then this is the parameter value.

For more information, see [Use a Systems Manager parameter instead of an AMI ID](#) in the *Amazon EC2 User Guide*.

Type: String

Required: No

### **instanceInitiatedShutdownBehavior**

Indicates whether an instance stops or terminates when you initiate shutdown from the instance (using the operating system command for system shutdown).

Type: String

Valid Values: `stop` | `terminate`

Required: No

### **instanceMarketOptions**

The market (purchasing) option for the instances.

Type: [LaunchTemplateInstanceMarketOptions](#) object

Required: No

### **instanceRequirements**

The attributes for the instance types. When you specify instance attributes, Amazon EC2 will identify instance types with these attributes.

If you specify `InstanceRequirements`, you can't specify `InstanceTypes`.

Type: [InstanceRequirements](#) object

Required: No

### **instanceType**

The instance type.



**Type:** String

Valid Values: a1.medium | a1.large | a1.xlarge | a1.2xlarge | a1.4xlarge | a1.metal | c1.medium | c1.xlarge | c3.large | c3.xlarge | c3.2xlarge | c3.4xlarge | c3.8xlarge | c4.large | c4.xlarge | c4.2xlarge | c4.4xlarge | c4.8xlarge | c5.large | c5.xlarge | c5.2xlarge | c5.4xlarge | c5.9xlarge | c5.12xlarge | c5.18xlarge | c5.24xlarge | c5.metal | c5a.large | c5a.xlarge | c5a.2xlarge | c5a.4xlarge | c5a.8xlarge | c5a.12xlarge | c5a.16xlarge | c5a.24xlarge | c5ad.large | c5ad.xlarge | c5ad.2xlarge | c5ad.4xlarge | c5ad.8xlarge | c5ad.12xlarge | c5ad.16xlarge | c5ad.24xlarge | c5d.large | c5d.xlarge | c5d.2xlarge | c5d.4xlarge | c5d.9xlarge | c5d.12xlarge | c5d.18xlarge | c5d.24xlarge | c5d.metal | c5n.large | c5n.xlarge | c5n.2xlarge | c5n.4xlarge | c5n.9xlarge | c5n.18xlarge | c5n.metal | c6g.medium | c6g.large | c6g.xlarge | c6g.2xlarge | c6g.4xlarge | c6g.8xlarge | c6g.12xlarge | c6g.16xlarge | c6g.metal | c6gd.medium | c6gd.large | c6gd.xlarge | c6gd.2xlarge | c6gd.4xlarge | c6gd.8xlarge | c6gd.12xlarge | c6gd.16xlarge | c6gd.metal | c6gn.medium | c6gn.large | c6gn.xlarge | c6gn.2xlarge | c6gn.4xlarge | c6gn.8xlarge | c6gn.12xlarge | c6gn.16xlarge | c6i.large | c6i.xlarge | c6i.2xlarge | c6i.4xlarge | c6i.8xlarge | c6i.12xlarge | c6i.16xlarge | c6i.24xlarge | c6i.32xlarge | c6i.metal | cc1.4xlarge | cc2.8xlarge | cg1.4xlarge | cr1.8xlarge | d2.xlarge | d2.2xlarge | d2.4xlarge | d2.8xlarge | d3.xlarge | d3.2xlarge | d3.4xlarge | d3.8xlarge | d3en.xlarge | d3en.2xlarge | d3en.4xlarge | d3en.6xlarge | d3en.8xlarge | d3en.12xlarge | dl1.24xlarge | f1.2xlarge | f1.4xlarge | f1.16xlarge | g2.2xlarge | g2.8xlarge | g3.4xlarge | g3.8xlarge | g3.16xlarge | g3s.xlarge | g4ad.xlarge | g4ad.2xlarge | g4ad.4xlarge | g4ad.8xlarge | g4ad.16xlarge | g4dn.xlarge | g4dn.2xlarge | g4dn.4xlarge | g4dn.8xlarge | g4dn.12xlarge | g4dn.16xlarge | g4dn.metal | g5.xlarge | g5.2xlarge | g5.4xlarge | g5.8xlarge | g5.12xlarge | g5.16xlarge | g5.24xlarge | g5.48xlarge | g5g.xlarge | g5g.2xlarge | g5g.4xlarge | g5g.8xlarge | g5g.16xlarge | g5g.metal | hi1.4xlarge | hpc6a.48xlarge | hs1.8xlarge | h1.2xlarge | h1.4xlarge | h1.8xlarge | h1.16xlarge | i2.xlarge | i2.2xlarge | i2.4xlarge | i2.8xlarge | i3.large | i3.xlarge | i3.2xlarge | i3.4xlarge | i3.8xlarge | i3.16xlarge | i3.metal | i3en.large | i3en.xlarge | i3en.2xlarge | i3en.3xlarge | i3en.6xlarge |

i3en.12xlarge | i3en.24xlarge | i3en.metal | im4gn.large | im4gn.xlarge  
| im4gn.2xlarge | im4gn.4xlarge | im4gn.8xlarge | im4gn.16xlarge  
| inf1.xlarge | inf1.2xlarge | inf1.6xlarge | inf1.24xlarge |  
is4gen.medium | is4gen.large | is4gen.xlarge | is4gen.2xlarge |  
is4gen.4xlarge | is4gen.8xlarge | m1.small | m1.medium | m1.large  
| m1.xlarge | m2.xlarge | m2.2xlarge | m2.4xlarge | m3.medium |  
m3.large | m3.xlarge | m3.2xlarge | m4.large | m4.xlarge | m4.2xlarge  
| m4.4xlarge | m4.10xlarge | m4.16xlarge | m5.large | m5.xlarge |  
m5.2xlarge | m5.4xlarge | m5.8xlarge | m5.12xlarge | m5.16xlarge  
| m5.24xlarge | m5.metal | m5a.large | m5a.xlarge | m5a.2xlarge |  
m5a.4xlarge | m5a.8xlarge | m5a.12xlarge | m5a.16xlarge | m5a.24xlarge  
| m5ad.large | m5ad.xlarge | m5ad.2xlarge | m5ad.4xlarge | m5ad.8xlarge  
| m5ad.12xlarge | m5ad.16xlarge | m5ad.24xlarge | m5d.large | m5d.xlarge  
| m5d.2xlarge | m5d.4xlarge | m5d.8xlarge | m5d.12xlarge | m5d.16xlarge  
| m5d.24xlarge | m5d.metal | m5dn.large | m5dn.xlarge | m5dn.2xlarge  
| m5dn.4xlarge | m5dn.8xlarge | m5dn.12xlarge | m5dn.16xlarge |  
m5dn.24xlarge | m5dn.metal | m5n.large | m5n.xlarge | m5n.2xlarge |  
m5n.4xlarge | m5n.8xlarge | m5n.12xlarge | m5n.16xlarge | m5n.24xlarge  
| m5n.metal | m5zn.large | m5zn.xlarge | m5zn.2xlarge | m5zn.3xlarge  
| m5zn.6xlarge | m5zn.12xlarge | m5zn.metal | m6a.large | m6a.xlarge |  
m6a.2xlarge | m6a.4xlarge | m6a.8xlarge | m6a.12xlarge | m6a.16xlarge  
| m6a.24xlarge | m6a.32xlarge | m6a.48xlarge | m6g.metal | m6g.medium  
| m6g.large | m6g.xlarge | m6g.2xlarge | m6g.4xlarge | m6g.8xlarge |  
m6g.12xlarge | m6g.16xlarge | m6gd.metal | m6gd.medium | m6gd.large |  
m6gd.xlarge | m6gd.2xlarge | m6gd.4xlarge | m6gd.8xlarge | m6gd.12xlarge  
| m6gd.16xlarge | m6i.large | m6i.xlarge | m6i.2xlarge | m6i.4xlarge |  
m6i.8xlarge | m6i.12xlarge | m6i.16xlarge | m6i.24xlarge | m6i.32xlarge  
| m6i.metal | mac1.metal | p2.xlarge | p2.8xlarge | p2.16xlarge |  
p3.2xlarge | p3.8xlarge | p3.16xlarge | p3dn.24xlarge | p4d.24xlarge |  
r3.large | r3.xlarge | r3.2xlarge | r3.4xlarge | r3.8xlarge | r4.large  
| r4.xlarge | r4.2xlarge | r4.4xlarge | r4.8xlarge | r4.16xlarge  
| r5.large | r5.xlarge | r5.2xlarge | r5.4xlarge | r5.8xlarge |  
r5.12xlarge | r5.16xlarge | r5.24xlarge | r5.metal | r5a.large |  
r5a.xlarge | r5a.2xlarge | r5a.4xlarge | r5a.8xlarge | r5a.12xlarge |  
r5a.16xlarge | r5a.24xlarge | r5ad.large | r5ad.xlarge | r5ad.2xlarge  
| r5ad.4xlarge | r5ad.8xlarge | r5ad.12xlarge | r5ad.16xlarge |

r5ad.24xlarge | r5b.large | r5b.xlarge | r5b.2xlarge | r5b.4xlarge | r5b.8xlarge | r5b.12xlarge | r5b.16xlarge | r5b.24xlarge | r5b.metal | r5d.large | r5d.xlarge | r5d.2xlarge | r5d.4xlarge | r5d.8xlarge | r5d.12xlarge | r5d.16xlarge | r5d.24xlarge | r5d.metal | r5dn.large | r5dn.xlarge | r5dn.2xlarge | r5dn.4xlarge | r5dn.8xlarge | r5dn.12xlarge | r5dn.16xlarge | r5dn.24xlarge | r5dn.metal | r5n.large | r5n.xlarge | r5n.2xlarge | r5n.4xlarge | r5n.8xlarge | r5n.12xlarge | r5n.16xlarge | r5n.24xlarge | r5n.metal | r6g.medium | r6g.large | r6g.xlarge | r6g.2xlarge | r6g.4xlarge | r6g.8xlarge | r6g.12xlarge | r6g.16xlarge | r6g.metal | r6gd.medium | r6gd.large | r6gd.xlarge | r6gd.2xlarge | r6gd.4xlarge | r6gd.8xlarge | r6gd.12xlarge | r6gd.16xlarge | r6gd.metal | r6i.large | r6i.xlarge | r6i.2xlarge | r6i.4xlarge | r6i.8xlarge | r6i.12xlarge | r6i.16xlarge | r6i.24xlarge | r6i.32xlarge | r6i.metal | t1.micro | t2.nano | t2.micro | t2.small | t2.medium | t2.large | t2.xlarge | t2.2xlarge | t3.nano | t3.micro | t3.small | t3.medium | t3.large | t3.xlarge | t3.2xlarge | t3a.nano | t3a.micro | t3a.small | t3a.medium | t3a.large | t3a.xlarge | t3a.2xlarge | t4g.nano | t4g.micro | t4g.small | t4g.medium | t4g.large | t4g.xlarge | t4g.2xlarge | u-6tb1.56xlarge | u-6tb1.112xlarge | u-9tb1.112xlarge | u-12tb1.112xlarge | u-6tb1.metal | u-9tb1.metal | u-12tb1.metal | u-18tb1.metal | u-24tb1.metal | vt1.3xlarge | vt1.6xlarge | vt1.24xlarge | x1.16xlarge | x1.32xlarge | x1e.xlarge | x1e.2xlarge | x1e.4xlarge | x1e.8xlarge | x1e.16xlarge | x1e.32xlarge | x2iezn.2xlarge | x2iezn.4xlarge | x2iezn.6xlarge | x2iezn.8xlarge | x2iezn.12xlarge | x2iezn.metal | x2gd.medium | x2gd.large | x2gd.xlarge | x2gd.2xlarge | x2gd.4xlarge | x2gd.8xlarge | x2gd.12xlarge | x2gd.16xlarge | x2gd.metal | z1d.large | z1d.xlarge | z1d.2xlarge | z1d.3xlarge | z1d.6xlarge | z1d.12xlarge | z1d.metal | x2idn.16xlarge | x2idn.24xlarge | x2idn.32xlarge | x2iedn.xlarge | x2iedn.2xlarge | x2iedn.4xlarge | x2iedn.8xlarge | x2iedn.16xlarge | x2iedn.24xlarge | x2iedn.32xlarge | c6a.large | c6a.xlarge | c6a.2xlarge | c6a.4xlarge | c6a.8xlarge | c6a.12xlarge | c6a.16xlarge | c6a.24xlarge | c6a.32xlarge | c6a.48xlarge | c6a.metal | m6a.metal | i4i.large | i4i.xlarge | i4i.2xlarge | i4i.4xlarge | i4i.8xlarge | i4i.16xlarge | i4i.32xlarge | i4i.metal | x2idn.metal | x2iedn.metal | c7g.medium | c7g.large | c7g.xlarge | c7g.2xlarge | c7g.4xlarge | c7g.8xlarge | c7g.12xlarge | c7g.16xlarge

| mac2.metal | c6id.large | c6id.xlarge | c6id.2xlarge | c6id.4xlarge  
| c6id.8xlarge | c6id.12xlarge | c6id.16xlarge | c6id.24xlarge |  
c6id.32xlarge | c6id.metal | m6id.large | m6id.xlarge | m6id.2xlarge  
| m6id.4xlarge | m6id.8xlarge | m6id.12xlarge | m6id.16xlarge |  
m6id.24xlarge | m6id.32xlarge | m6id.metal | r6id.large | r6id.xlarge  
| r6id.2xlarge | r6id.4xlarge | r6id.8xlarge | r6id.12xlarge |  
r6id.16xlarge | r6id.24xlarge | r6id.32xlarge | r6id.metal | r6a.large  
| r6a.xlarge | r6a.2xlarge | r6a.4xlarge | r6a.8xlarge | r6a.12xlarge  
| r6a.16xlarge | r6a.24xlarge | r6a.32xlarge | r6a.48xlarge |  
r6a.metal | p4de.24xlarge | u-3tb1.56xlarge | u-18tb1.112xlarge |  
u-24tb1.112xlarge | trn1.2xlarge | trn1.32xlarge | hpc6id.32xlarge |  
c6in.large | c6in.xlarge | c6in.2xlarge | c6in.4xlarge | c6in.8xlarge  
| c6in.12xlarge | c6in.16xlarge | c6in.24xlarge | c6in.32xlarge |  
m6in.large | m6in.xlarge | m6in.2xlarge | m6in.4xlarge | m6in.8xlarge  
| m6in.12xlarge | m6in.16xlarge | m6in.24xlarge | m6in.32xlarge  
| m6idn.large | m6idn.xlarge | m6idn.2xlarge | m6idn.4xlarge |  
m6idn.8xlarge | m6idn.12xlarge | m6idn.16xlarge | m6idn.24xlarge |  
m6idn.32xlarge | r6in.large | r6in.xlarge | r6in.2xlarge | r6in.4xlarge  
| r6in.8xlarge | r6in.12xlarge | r6in.16xlarge | r6in.24xlarge  
| r6in.32xlarge | r6idn.large | r6idn.xlarge | r6idn.2xlarge |  
r6idn.4xlarge | r6idn.8xlarge | r6idn.12xlarge | r6idn.16xlarge |  
r6idn.24xlarge | r6idn.32xlarge | c7g.metal | m7g.medium | m7g.large  
| m7g.xlarge | m7g.2xlarge | m7g.4xlarge | m7g.8xlarge | m7g.12xlarge  
| m7g.16xlarge | m7g.metal | r7g.medium | r7g.large | r7g.xlarge |  
r7g.2xlarge | r7g.4xlarge | r7g.8xlarge | r7g.12xlarge | r7g.16xlarge  
| r7g.metal | c6in.metal | m6in.metal | m6idn.metal | r6in.metal |  
r6idn.metal | inf2.xlarge | inf2.8xlarge | inf2.24xlarge | inf2.48xlarge  
| trn1n.32xlarge | i4g.large | i4g.xlarge | i4g.2xlarge | i4g.4xlarge  
| i4g.8xlarge | i4g.16xlarge | hpc7g.4xlarge | hpc7g.8xlarge |  
hpc7g.16xlarge | c7gn.medium | c7gn.large | c7gn.xlarge | c7gn.2xlarge  
| c7gn.4xlarge | c7gn.8xlarge | c7gn.12xlarge | c7gn.16xlarge |  
p5.48xlarge | m7i.large | m7i.xlarge | m7i.2xlarge | m7i.4xlarge |  
m7i.8xlarge | m7i.12xlarge | m7i.16xlarge | m7i.24xlarge | m7i.48xlarge  
| m7i-flex.large | m7i-flex.xlarge | m7i-flex.2xlarge | m7i-flex.4xlarge  
| m7i-flex.8xlarge | m7a.medium | m7a.large | m7a.xlarge | m7a.2xlarge |  
m7a.4xlarge | m7a.8xlarge | m7a.12xlarge | m7a.16xlarge | m7a.24xlarge

| m7a.32xlarge | m7a.48xlarge | m7a.metal-48xl | hpc7a.12xlarge | hpc7a.24xlarge | hpc7a.48xlarge | hpc7a.96xlarge | c7gd.medium | c7gd.large | c7gd.xlarge | c7gd.2xlarge | c7gd.4xlarge | c7gd.8xlarge | c7gd.12xlarge | c7gd.16xlarge | m7gd.medium | m7gd.large | m7gd.xlarge | m7gd.2xlarge | m7gd.4xlarge | m7gd.8xlarge | m7gd.12xlarge | m7gd.16xlarge | r7gd.medium | r7gd.large | r7gd.xlarge | r7gd.2xlarge | r7gd.4xlarge | r7gd.8xlarge | r7gd.12xlarge | r7gd.16xlarge | r7a.medium | r7a.large | r7a.xlarge | r7a.2xlarge | r7a.4xlarge | r7a.8xlarge | r7a.12xlarge | r7a.16xlarge | r7a.24xlarge | r7a.32xlarge | r7a.48xlarge | c7i.large | c7i.xlarge | c7i.2xlarge | c7i.4xlarge | c7i.8xlarge | c7i.12xlarge | c7i.16xlarge | c7i.24xlarge | c7i.48xlarge | mac2-m2pro.metal | r7iz.large | r7iz.xlarge | r7iz.2xlarge | r7iz.4xlarge | r7iz.8xlarge | r7iz.12xlarge | r7iz.16xlarge | r7iz.32xlarge | c7a.medium | c7a.large | c7a.xlarge | c7a.2xlarge | c7a.4xlarge | c7a.8xlarge | c7a.12xlarge | c7a.16xlarge | c7a.24xlarge | c7a.32xlarge | c7a.48xlarge | c7a.metal-48xl | r7a.metal-48xl | r7i.large | r7i.xlarge | r7i.2xlarge | r7i.4xlarge | r7i.8xlarge | r7i.12xlarge | r7i.16xlarge | r7i.24xlarge | r7i.48xlarge | dl2q.24xlarge | mac2-m2.metal | i4i.12xlarge | i4i.24xlarge | c7i.metal-24xl | c7i.metal-48xl | m7i.metal-24xl | m7i.metal-48xl | r7i.metal-24xl | r7i.metal-48xl | r7iz.metal-16xl | r7iz.metal-32xl | c7gd.metal | m7gd.metal | r7gd.metal | g6.xlarge | g6.2xlarge | g6.4xlarge | g6.8xlarge | g6.12xlarge | g6.16xlarge | g6.24xlarge | g6.48xlarge | gr6.4xlarge | gr6.8xlarge | c7i-flex.large | c7i-flex.xlarge | c7i-flex.2xlarge | c7i-flex.4xlarge | c7i-flex.8xlarge | u7i-12tb.224xlarge | u7in-16tb.224xlarge | u7in-24tb.224xlarge | u7in-32tb.224xlarge | u7ib-12tb.224xlarge | c7gn.metal | r8g.medium | r8g.large | r8g.xlarge | r8g.2xlarge | r8g.4xlarge | r8g.8xlarge | r8g.12xlarge | r8g.16xlarge | r8g.24xlarge | r8g.48xlarge | r8g.metal-24xl | r8g.metal-48xl | mac2-m1ultra.metal

Required: No

## **kernelId**

The ID of the kernel, if applicable.

Type: String

Required: No

**keyName**

The name of the key pair.

Type: String

Required: No

**licenseSet**

The license configurations.

Type: Array of [LaunchTemplateLicenseConfiguration](#) objects

Required: No

**maintenanceOptions**

The maintenance options for your instance.

Type: [LaunchTemplateInstanceMaintenanceOptions](#) object

Required: No

**metadataOptions**

The metadata options for the instance. For more information, see [Instance metadata and user data](#) in the *Amazon EC2 User Guide*.

Type: [LaunchTemplateInstanceMetadataOptions](#) object

Required: No

**monitoring**

The monitoring for the instance.

Type: [LaunchTemplatesMonitoring](#) object

Required: No

**networkInterfaceSet**

The network interfaces.

Type: Array of [LaunchTemplateInstanceNetworkInterfaceSpecification](#) objects

Required: No

### **placement**

The placement of the instance.

Type: [LaunchTemplatePlacement](#) object

Required: No

### **privateDnsNameOptions**

The options for the instance hostname.

Type: [LaunchTemplatePrivateDnsNameOptions](#) object

Required: No

### **ramDiskId**

The ID of the RAM disk, if applicable.

Type: String

Required: No

### **securityGroupIdSet**

The security group IDs.

Type: Array of strings

Required: No

### **securityGroupSet**

The security group names.

Type: Array of strings

Required: No

### **tagSpecificationSet**

The tags that are applied to the resources that are created during instance launch.

Type: Array of [LaunchTemplateTagSpecification](#) objects

Required: No

### **userData**

The user data for the instance.

Type: String

Required: No

## **See Also**

For more information about using this API in one of the language-specific AWS SDKs, see the following:

- [AWS SDK for C++](#)
- [AWS SDK for Java V2](#)
- [AWS SDK for Ruby V3](#)



# Route

Describes a route in a route table.

## Contents

### **carrierGatewayId**

The ID of the carrier gateway.

Type: String

Required: No

### **coreNetworkArn**

The Amazon Resource Name (ARN) of the core network.

Type: String

Required: No

### **destinationCidrBlock**

The IPv4 CIDR block used for the destination match.

Type: String

Required: No

### **destinationIpv6CidrBlock**

The IPv6 CIDR block used for the destination match.

Type: String

Required: No

### **destinationPrefixListId**

The prefix of the AWS service.

Type: String

Required: No

**egressOnlyInternetGatewayId**

The ID of the egress-only internet gateway.

Type: String

Required: No

**gatewayId**

The ID of a gateway attached to your VPC.

Type: String

Required: No

**instanceId**

The ID of a NAT instance in your VPC.

Type: String

Required: No

**instanceOwnerId**

The ID of AWS account that owns the instance.

Type: String

Required: No

**localGatewayId**

The ID of the local gateway.

Type: String

Required: No

**natGatewayId**

The ID of a NAT gateway.

Type: String

Required: No

## **networkInterfaceId**

The ID of the network interface.

Type: String

Required: No

## **origin**

Describes how the route was created.

- `CreateRouteTable` - The route was automatically created when the route table was created.
- `CreateRoute` - The route was manually added to the route table.
- `EnableVgwRoutePropagation` - The route was propagated by route propagation.

Type: String

Valid Values: `CreateRouteTable` | `CreateRoute` | `EnableVgwRoutePropagation`

Required: No

## **state**

The state of the route. The `blackhole` state indicates that the route's target isn't available (for example, the specified gateway isn't attached to the VPC, or the specified NAT instance has been terminated).

Type: String

Valid Values: `active` | `blackhole`

Required: No

## **transitGatewayId**

The ID of a transit gateway.

Type: String

Required: No

## **vpcPeeringConnectionId**

The ID of a VPC peering connection.

Type: String

Required: No

## See Also

For more information about using this API in one of the language-specific AWS SDKs, see the following:

- [AWS SDK for C++](#)
- [AWS SDK for Java V2](#)
- [AWS SDK for Ruby V3](#)

# RouteTable

Describes a route table.

## Contents

### **associationSet**

The associations between the route table and your subnets or gateways.

Type: Array of [RouteTableAssociation](#) objects

Required: No

### **ownerId**

The ID of the AWS account that owns the route table.

Type: String

Required: No

### **propagatingVgwSet**

Any virtual private gateway (VGW) propagating routes.

Type: Array of [PropagatingVgw](#) objects

Required: No

### **routeSet**

The routes in the route table.

Type: Array of [Route](#) objects

Required: No

### **routeTableId**

The ID of the route table.

Type: String

Required: No

## tagSet

Any tags assigned to the route table.

Type: Array of [Tag](#) objects

Required: No

## vpcId

The ID of the VPC.

Type: String

Required: No

## See Also

For more information about using this API in one of the language-specific AWS SDKs, see the following:

- [AWS SDK for C++](#)
- [AWS SDK for Java V2](#)
- [AWS SDK for Ruby V3](#)

# RouteTableAssociation

Describes an association between a route table and a subnet or gateway.

## Contents

### associationState

The state of the association.

Type: [RouteTableAssociationState](#) object

Required: No

### gatewayId

The ID of the internet gateway or virtual private gateway.

Type: String

Required: No

### main

Indicates whether this is the main route table.

Type: Boolean

Required: No

### routeTableAssociationId

The ID of the association.

Type: String

Required: No

### routeTableId

The ID of the route table.

Type: String

Required: No

**subnetId**

The ID of the subnet. A subnet ID is not returned for an implicit association.

Type: String

Required: No

**See Also**

For more information about using this API in one of the language-specific AWS SDKs, see the following:

- [AWS SDK for C++](#)
- [AWS SDK for Java V2](#)
- [AWS SDK for Ruby V3](#)



# RouteTableAssociationState

Describes the state of an association between a route table and a subnet or gateway.

## Contents

### state

The state of the association.

Type: String

Valid Values: associating | associated | disassociating | disassociated | failed

Required: No

### statusMessage

The status message, if applicable.

Type: String

Required: No

## See Also

For more information about using this API in one of the language-specific AWS SDKs, see the following:

- [AWS SDK for C++](#)
- [AWS SDK for Java V2](#)
- [AWS SDK for Ruby V3](#)

# RuleGroupRuleOptionsPair

Describes the rule options for a stateful rule group.

## Contents

### **ruleGroupArn**

The ARN of the rule group.

Type: String

Length Constraints: Minimum length of 1. Maximum length of 1283.

Required: No

### **ruleOptionSet**

The rule options.

Type: Array of [RuleOption](#) objects

Required: No

## See Also

For more information about using this API in one of the language-specific AWS SDKs, see the following:

- [AWS SDK for C++](#)
- [AWS SDK for Java V2](#)
- [AWS SDK for Ruby V3](#)

# RuleGroupTypePair

Describes the type of a stateful rule group.

## Contents

### **ruleGroupArn**

The ARN of the rule group.

Type: String

Length Constraints: Minimum length of 1. Maximum length of 1283.

Required: No

### **ruleGroupType**

The rule group type. The possible values are `Domain List` and `Suricata`.

Type: String

Required: No

## See Also

For more information about using this API in one of the language-specific AWS SDKs, see the following:

- [AWS SDK for C++](#)
- [AWS SDK for Java V2](#)
- [AWS SDK for Ruby V3](#)

# RuleOption

Describes additional settings for a stateful rule.

## Contents

### keyword

The Suricata keyword.

Type: String

Required: No

### settingSet

The settings for the keyword.

Type: Array of strings

Required: No

## See Also

For more information about using this API in one of the language-specific AWS SDKs, see the following:

- [AWS SDK for C++](#)
- [AWS SDK for Java V2](#)
- [AWS SDK for Ruby V3](#)

# RunInstancesMonitoringEnabled

Describes the monitoring of an instance.

## Contents

**Enabled** (request), **enabled** (response)

Indicates whether detailed monitoring is enabled. Otherwise, basic monitoring is enabled.

Type: Boolean

Required: Yes

## See Also

For more information about using this API in one of the language-specific AWS SDKs, see the following:

- [AWS SDK for C++](#)
- [AWS SDK for Java V2](#)
- [AWS SDK for Ruby V3](#)

# S3ObjectTag

The tags to apply to the AMI object that will be stored in the Amazon S3 bucket. For more information, see [Categorizing your storage using tags](#) in the *Amazon Simple Storage Service User Guide*.

## Contents

### Key

The key of the tag.

Constraints: Tag keys are case-sensitive and can be up to 128 Unicode characters in length. May not begin with aws:.

Type: String

Required: No

### Value

The value of the tag.

Constraints: Tag values are case-sensitive and can be up to 256 Unicode characters in length.

Type: String

Required: No

## See Also

For more information about using this API in one of the language-specific AWS SDKs, see the following:

- [AWS SDK for C++](#)
- [AWS SDK for Java V2](#)
- [AWS SDK for Ruby V3](#)

# S3Storage

Describes the storage parameters for Amazon S3 and Amazon S3 buckets for an instance store-backed AMI.

## Contents

### **AWSAccessKeyId** (request), **AWSAccessKeyId** (response)

The access key ID of the owner of the bucket. Before you specify a value for your access key ID, review and follow the guidance in [Best Practices for AWS accounts](#) in the *AWS Account Management Reference Guide*.

Type: String

Required: No

### **Bucket** (request), **bucket** (response)

The bucket in which to store the AMI. You can specify a bucket that you already own or a new bucket that Amazon EC2 creates on your behalf. If you specify a bucket that belongs to someone else, Amazon EC2 returns an error.

Type: String

Required: No

### **Prefix** (request), **prefix** (response)

The beginning of the file name of the AMI.

Type: String

Required: No

### **UploadPolicy** (request), **uploadPolicy** (response)

An Amazon S3 upload policy that gives Amazon EC2 permission to upload items into Amazon S3 on your behalf.

Type: Base64-encoded binary data object

Required: No

**UploadPolicySignature** (request), **uploadPolicySignature** (response)

The signature of the JSON document.

Type: String

Required: No

## See Also

For more information about using this API in one of the language-specific AWS SDKs, see the following:

- [AWS SDK for C++](#)
- [AWS SDK for Java V2](#)
- [AWS SDK for Ruby V3](#)



# ScheduledInstance

Describes a Scheduled Instance.

## Contents

### **availabilityZone**

The Availability Zone.

Type: String

Required: No

### **createDate**

The date when the Scheduled Instance was purchased.

Type: Timestamp

Required: No

### **hourlyPrice**

The hourly price for a single instance.

Type: String

Required: No

### **instanceCount**

The number of instances.

Type: Integer

Required: No

### **instanceType**

The instance type.

Type: String

Required: No

**networkPlatform**

The network platform.

Type: String

Required: No

**nextSlotStartTime**

The time for the next schedule to start.

Type: Timestamp

Required: No

**platform**

The platform (Linux/UNIX or Windows).

Type: String

Required: No

**previousSlotEndTime**

The time that the previous schedule ended or will end.

Type: Timestamp

Required: No

**recurrence**

The schedule recurrence.

Type: [ScheduledInstanceRecurrence](#) object

Required: No

**scheduledInstanceId**

The Scheduled Instance ID.

Type: String

Required: No

**slotDurationInHours**

The number of hours in the schedule.

Type: Integer

Required: No

**termEndDate**

The end date for the Scheduled Instance.

Type: Timestamp

Required: No

**termStartDate**

The start date for the Scheduled Instance.

Type: Timestamp

Required: No

**totalScheduledInstanceHours**

The total number of hours for a single instance for the entire term.

Type: Integer

Required: No

**See Also**

For more information about using this API in one of the language-specific AWS SDKs, see the following:

- [AWS SDK for C++](#)
- [AWS SDK for Java V2](#)
- [AWS SDK for Ruby V3](#)

# ScheduledInstanceAvailability

Describes a schedule that is available for your Scheduled Instances.

## Contents

### **availabilityZone**

The Availability Zone.

Type: String

Required: No

### **availableInstanceCount**

The number of available instances.

Type: Integer

Required: No

### **firstSlotStartTime**

The time period for the first schedule to start.

Type: Timestamp

Required: No

### **hourlyPrice**

The hourly price for a single instance.

Type: String

Required: No

### **instanceType**

The instance type. You can specify one of the C3, C4, M4, or R3 instance types.

Type: String

Required: No

**maxTermDurationInDays**

The maximum term. The only possible value is 365 days.

Type: Integer

Required: No

**minTermDurationInDays**

The minimum term. The only possible value is 365 days.

Type: Integer

Required: No

**networkPlatform**

The network platform.

Type: String

Required: No

**platform**

The platform (Linux/UNIX or Windows).

Type: String

Required: No

**purchaseToken**

The purchase token. This token expires in two hours.

Type: String

Required: No

**recurrence**

The schedule recurrence.

Type: [ScheduledInstanceRecurrence](#) object

Required: No

**slotDurationInHours**

The number of hours in the schedule.

Type: Integer

Required: No

**totalScheduledInstanceHours**

The total number of hours for a single instance for the entire term.

Type: Integer

Required: No

**See Also**

For more information about using this API in one of the language-specific AWS SDKs, see the following:

- [AWS SDK for C++](#)
- [AWS SDK for Java V2](#)
- [AWS SDK for Ruby V3](#)

# ScheduledInstanceRecurrence

Describes the recurring schedule for a Scheduled Instance.

## Contents

### frequency

The frequency (Daily, Weekly, or Monthly).

Type: String

Required: No

### interval

The interval quantity. The interval unit depends on the value of `frequency`. For example, every 2 weeks or every 2 months.

Type: Integer

Required: No

### occurrenceDaySet

The days. For a monthly schedule, this is one or more days of the month (1-31). For a weekly schedule, this is one or more days of the week (1-7, where 1 is Sunday).

Type: Array of integers

Required: No

### occurrenceRelativeToEnd

Indicates whether the occurrence is relative to the end of the specified week or month.

Type: Boolean

Required: No

### occurrenceUnit

The unit for `occurrenceDaySet` (DayOfWeek or DayOfMonth).

Type: String

Required: No

## See Also

For more information about using this API in one of the language-specific AWS SDKs, see the following:

- [AWS SDK for C++](#)
- [AWS SDK for Java V2](#)
- [AWS SDK for Ruby V3](#)



# ScheduledInstanceRecurrenceRequest

Describes the recurring schedule for a Scheduled Instance.

## Contents

### Frequency

The frequency (Daily, Weekly, or Monthly).

Type: String

Required: No

### Interval

The interval quantity. The interval unit depends on the value of `Frequency`. For example, every 2 weeks or every 2 months.

Type: Integer

Required: No

### OccurrenceDays

The days. For a monthly schedule, this is one or more days of the month (1-31). For a weekly schedule, this is one or more days of the week (1-7, where 1 is Sunday). You can't specify this value with a daily schedule. If the occurrence is relative to the end of the month, you can specify only a single day.

Type: Array of integers

Required: No

### OccurrenceRelativeToEnd

Indicates whether the occurrence is relative to the end of the specified week or month. You can't specify this value with a daily schedule.

Type: Boolean

Required: No

## OccurrenceUnit

The unit for OccurrenceDays (DayOfWeek or DayOfMonth). This value is required for a monthly schedule. You can't specify DayOfWeek with a weekly schedule. You can't specify this value with a daily schedule.

Type: String

Required: No

## See Also

For more information about using this API in one of the language-specific AWS SDKs, see the following:

- [AWS SDK for C++](#)
- [AWS SDK for Java V2](#)
- [AWS SDK for Ruby V3](#)

# ScheduledInstancesBlockDeviceMapping

Describes a block device mapping for a Scheduled Instance.

## Contents

### DeviceName

The device name (for example, `/dev/sdh` or `xvdh`).

Type: String

Required: No

### Ebs

Parameters used to set up EBS volumes automatically when the instance is launched.

Type: [ScheduledInstancesEbs](#) object

Required: No

### NoDevice

To omit the device from the block device mapping, specify an empty string.

Type: String

Required: No

### VirtualName

The virtual device name (`ephemeralN`). Instance store volumes are numbered starting from 0. An instance type with two available instance store volumes can specify mappings for `ephemeral0` and `ephemeral1`. The number of available instance store volumes depends on the instance type. After you connect to the instance, you must mount the volume.

Constraints: For M3 instances, you must specify instance store volumes in the block device mapping for the instance. When you launch an M3 instance, we ignore any instance store volumes specified in the block device mapping for the AMI.

Type: String

Required: No

## See Also

For more information about using this API in one of the language-specific AWS SDKs, see the following:

- [AWS SDK for C++](#)
- [AWS SDK for Java V2](#)
- [AWS SDK for Ruby V3](#)

# ScheduledInstancesEbs

Describes an EBS volume for a Scheduled Instance.

## Contents

### DeleteOnTermination

Indicates whether the volume is deleted on instance termination.

Type: Boolean

Required: No

### Encrypted

Indicates whether the volume is encrypted. You can attached encrypted volumes only to instances that support them.

Type: Boolean

Required: No

### Iops

The number of I/O operations per second (IOPS) to provision for a gp3, io1, or io2 volume.

Type: Integer

Required: No

### SnapshotId

The ID of the snapshot.

Type: String

Required: No

### VolumeSize

The size of the volume, in GiB.

Default: If you're creating the volume from a snapshot and don't specify a volume size, the default is the snapshot size.

Type: Integer

Required: No

### **VolumeType**

The volume type.

Default: gp2

Type: String

Required: No

## **See Also**

For more information about using this API in one of the language-specific AWS SDKs, see the following:

- [AWS SDK for C++](#)
- [AWS SDK for Java V2](#)
- [AWS SDK for Ruby V3](#)

# ScheduledInstancesIamInstanceProfile

Describes an IAM instance profile for a Scheduled Instance.

## Contents

### Arn

The Amazon Resource Name (ARN).

Type: String

Required: No

### Name

The name.

Type: String

Required: No

## See Also

For more information about using this API in one of the language-specific AWS SDKs, see the following:

- [AWS SDK for C++](#)
- [AWS SDK for Java V2](#)
- [AWS SDK for Ruby V3](#)

# ScheduledInstancesIpv6Address

Describes an IPv6 address.

## Contents

### Ipv6Address

The IPv6 address.

Type: String

Required: No

## See Also

For more information about using this API in one of the language-specific AWS SDKs, see the following:

- [AWS SDK for C++](#)
- [AWS SDK for Java V2](#)
- [AWS SDK for Ruby V3](#)



# ScheduledInstancesLaunchSpecification

Describes the launch specification for a Scheduled Instance.

If you are launching the Scheduled Instance in EC2-VPC, you must specify the ID of the subnet. You can specify the subnet using either `SubnetId` or `NetworkInterface`.

## Contents

### ImageId

The ID of the Amazon Machine Image (AMI).

Type: String

Required: Yes

### BlockDeviceMappings

The block device mapping entries.

Type: Array of [ScheduledInstancesBlockDeviceMapping](#) objects

Required: No

### EbsOptimized

Indicates whether the instances are optimized for EBS I/O. This optimization provides dedicated throughput to Amazon EBS and an optimized configuration stack to provide optimal EBS I/O performance. This optimization isn't available with all instance types. Additional usage charges apply when using an EBS-optimized instance.

Default: false

Type: Boolean

Required: No

### IamInstanceProfile

The IAM instance profile.

Type: [ScheduledInstancesIamInstanceProfile](#) object

Required: No

### **InstanceType**

The instance type.

Type: String

Required: No

### **KernelId**

The ID of the kernel.

Type: String

Required: No

### **KeyName**

The name of the key pair.

Type: String

Required: No

### **Monitoring**

Enable or disable monitoring for the instances.

Type: [ScheduledInstancesMonitoring](#) object

Required: No

### **NetworkInterfaces**

The network interfaces.

Type: Array of [ScheduledInstancesNetworkInterface](#) objects

Required: No

### **Placement**

The placement information.

Type: [ScheduledInstancesPlacement](#) object

Required: No

### **RamdiskId**

The ID of the RAM disk.

Type: String

Required: No

### **SecurityGroupIds**

The IDs of the security groups.

Type: Array of strings

Required: No

### **SubnetId**

The ID of the subnet in which to launch the instances.

Type: String

Required: No

### **UserData**

The base64-encoded MIME user data.

Type: String

Required: No

## **See Also**

For more information about using this API in one of the language-specific AWS SDKs, see the following:

- [AWS SDK for C++](#)
- [AWS SDK for Java V2](#)
- [AWS SDK for Ruby V3](#)

# ScheduledInstancesMonitoring

Describes whether monitoring is enabled for a Scheduled Instance.

## Contents

### Enabled

Indicates whether monitoring is enabled.

Type: Boolean

Required: No

## See Also

For more information about using this API in one of the language-specific AWS SDKs, see the following:

- [AWS SDK for C++](#)
- [AWS SDK for Java V2](#)
- [AWS SDK for Ruby V3](#)

# ScheduledInstancesNetworkInterface

Describes a network interface for a Scheduled Instance.

## Contents

### AssociatePublicIpAddress

Indicates whether to assign a public IPv4 address to instances launched in a VPC. The public IPv4 address can only be assigned to a network interface for eth0, and can only be assigned to a new network interface, not an existing one. You cannot specify more than one network interface in the request. If launching into a default subnet, the default value is `true`.

AWS charges for all public IPv4 addresses, including public IPv4 addresses associated with running instances and Elastic IP addresses. For more information, see the *Public IPv4 Address* tab on the [Amazon VPC pricing page](#).

Type: Boolean

Required: No

### DeleteOnTermination

Indicates whether to delete the interface when the instance is terminated.

Type: Boolean

Required: No

### Description

The description.

Type: String

Required: No

### DeviceIndex

The index of the device for the network interface attachment.

Type: Integer

Required: No

## Groups

The IDs of the security groups.

Type: Array of strings

Required: No

## Ipv6Addresses

The specific IPv6 addresses from the subnet range.

Type: Array of [ScheduledInstancesIpv6Address](#) objects

Required: No

## Ipv6AddressCount

The number of IPv6 addresses to assign to the network interface. The IPv6 addresses are automatically selected from the subnet range.

Type: Integer

Required: No

## NetworkInterfaceId

The ID of the network interface.

Type: String

Required: No

## PrivateIpAddress

The IPv4 address of the network interface within the subnet.

Type: String

Required: No

## PrivateIpAddressConfigs

The private IPv4 addresses.

Type: Array of [ScheduledInstancesPrivateIpAddressConfig](#) objects

Required: No

### **SecondaryPrivateIpAddressCount**

The number of secondary private IPv4 addresses.

Type: Integer

Required: No

### **SubnetId**

The ID of the subnet.

Type: String

Required: No

## **See Also**

For more information about using this API in one of the language-specific AWS SDKs, see the following:

- [AWS SDK for C++](#)
- [AWS SDK for Java V2](#)
- [AWS SDK for Ruby V3](#)

# ScheduledInstancesPlacement

Describes the placement for a Scheduled Instance.

## Contents

### AvailabilityZone

The Availability Zone.

Type: String

Required: No

### GroupName

The name of the placement group.

Type: String

Required: No

## See Also

For more information about using this API in one of the language-specific AWS SDKs, see the following:

- [AWS SDK for C++](#)
- [AWS SDK for Java V2](#)
- [AWS SDK for Ruby V3](#)



# ScheduledInstancesPrivateIpAddressConfig

Describes a private IPv4 address for a Scheduled Instance.

## Contents

### Primary

Indicates whether this is a primary IPv4 address. Otherwise, this is a secondary IPv4 address.

Type: Boolean

Required: No

### PrivateIpAddress

The IPv4 address.

Type: String

Required: No

## See Also

For more information about using this API in one of the language-specific AWS SDKs, see the following:

- [AWS SDK for C++](#)
- [AWS SDK for Java V2](#)
- [AWS SDK for Ruby V3](#)

# SecurityGroup

Describes a security group.

## Contents

### **groupDescription**

A description of the security group.

Type: String

Required: No

### **groupId**

The ID of the security group.

Type: String

Required: No

### **groupName**

The name of the security group.

Type: String

Required: No

### **ipPermissions**

The inbound rules associated with the security group.

Type: Array of [IpPermission](#) objects

Required: No

### **ipPermissionsEgress**

The outbound rules associated with the security group.

Type: Array of [IpPermission](#) objects

Required: No

**ownerId**

The AWS account ID of the owner of the security group.

Type: String

Required: No

**tagSet**

Any tags assigned to the security group.

Type: Array of [Tag](#) objects

Required: No

**vpcId**

The ID of the VPC for the security group.

Type: String

Required: No

**See Also**

For more information about using this API in one of the language-specific AWS SDKs, see the following:

- [AWS SDK for C++](#)
- [AWS SDK for Java V2](#)
- [AWS SDK for Ruby V3](#)

# SecurityGroupForVpc

A security group that can be used by interfaces in the VPC.

## Contents

### description

The security group's description.

Type: String

Required: No

### groupId

The security group ID.

Type: String

Required: No

### groupName

The security group name.

Type: String

Required: No

### ownerId

The security group owner ID.

Type: String

Required: No

### primaryVpcId

The VPC ID in which the security group was created.

Type: String

Required: No

## tagSet

The security group tags.

Type: Array of [Tag](#) objects

Required: No

## See Also

For more information about using this API in one of the language-specific AWS SDKs, see the following:

- [AWS SDK for C++](#)
- [AWS SDK for Java V2](#)
- [AWS SDK for Ruby V3](#)

# SecurityGroupIdentifier

Describes a security group.

## Contents

### **groupId**

The ID of the security group.

Type: String

Required: No

### **groupName**

The name of the security group.

Type: String

Required: No

## See Also

For more information about using this API in one of the language-specific AWS SDKs, see the following:

- [AWS SDK for C++](#)
- [AWS SDK for Java V2](#)
- [AWS SDK for Ruby V3](#)

# SecurityGroupReference

Describes a VPC with a security group that references your security group.

## Contents

### groupId

The ID of your security group.

Type: String

Required: No


### referencingVpcId

The ID of the VPC with the referencing security group.

Type: String

Required: No

### transitGatewayId

 **Note**

This parameter is in preview and may not be available for your account.

The ID of the transit gateway (if applicable).

Type: String

Required: No

### vpcPeeringConnectionId

The ID of the VPC peering connection (if applicable). For more information about security group referencing for peering connections, see [Update your security groups to reference peer security groups](#) in the *VPC Peering Guide*.

Type: String

Required: No

## See Also

For more information about using this API in one of the language-specific AWS SDKs, see the following:

- [AWS SDK for C++](#)
- [AWS SDK for Java V2](#)
- [AWS SDK for Ruby V3](#)



# SecurityGroupRule

Describes a security group rule.

## Contents

### **cidrIpv4**

The IPv4 CIDR range.

Type: String

Required: No

### **cidrIpv6**

The IPv6 CIDR range.

Type: String

Required: No

### **description**

The security group rule description.

Type: String

Required: No

### **fromPort**

If the protocol is TCP or UDP, this is the start of the port range. If the protocol is ICMP or ICMPv6, this is the ICMP type or -1 (all ICMP types).

Type: Integer

Required: No

### **groupId**

The ID of the security group.

Type: String

Required: No

**groupOwnerId**

The ID of the AWS account that owns the security group.

Type: String

Required: No

**ipProtocol**

The IP protocol name (tcp, udp, icmp, icmpv6) or number (see [Protocol Numbers](#)).

Use -1 to specify all protocols.

Type: String

Required: No

**isEgress**

Indicates whether the security group rule is an outbound rule.

Type: Boolean

Required: No

**prefixListId**

The ID of the prefix list.

Type: String

Required: No

**referencedGroupInfo**

Describes the security group that is referenced in the rule.

Type: [ReferencedSecurityGroup](#) object

Required: No

**securityGroupRuleId**

The ID of the security group rule.

Type: String

Required: No

### **tagSet**

The tags applied to the security group rule.

Type: Array of [Tag](#) objects

Required: No

### **toPort**

If the protocol is TCP or UDP, this is the end of the port range. If the protocol is ICMP or ICMPv6, this is the ICMP code or -1 (all ICMP codes). If the start port is -1 (all ICMP types), then the end port must be -1 (all ICMP codes).

Type: Integer

Required: No

## **See Also**

For more information about using this API in one of the language-specific AWS SDKs, see the following:

- [AWS SDK for C++](#)
- [AWS SDK for Java V2](#)
- [AWS SDK for Ruby V3](#)

# SecurityGroupRuleDescription

Describes the description of a security group rule.

You can use this when you want to update the security group rule description for either an inbound or outbound rule.

## Contents

### Description

The description of the security group rule.

Type: String

Required: No

### SecurityGroupRuleId

The ID of the security group rule.

Type: String

Required: No

## See Also

For more information about using this API in one of the language-specific AWS SDKs, see the following:

- [AWS SDK for C++](#)
- [AWS SDK for Java V2](#)
- [AWS SDK for Ruby V3](#)

# SecurityGroupRuleRequest

Describes a security group rule.

You must specify exactly one of the following parameters, based on the rule type:

- `CidrIpv4`
- `CidrIpv6`
- `PrefixListId`
- `ReferencedGroupId`

When you modify a rule, you cannot change the rule type. For example, if the rule uses an IPv4 address range, you must use `CidrIpv4` to specify a new IPv4 address range.

## Contents

### `CidrIpv4`

The IPv4 CIDR range. To specify a single IPv4 address, use the /32 prefix length.

Type: String

Required: No

### `CidrIpv6`

The IPv6 CIDR range. To specify a single IPv6 address, use the /128 prefix length.

Type: String

Required: No

### `Description`

The description of the security group rule.

Type: String

Required: No

### `FromPort`

If the protocol is TCP or UDP, this is the start of the port range. If the protocol is ICMP or ICMPv6, this is the ICMP type or -1 (all ICMP types).

Type: Integer

Required: No

### **IpProtocol**

The IP protocol name (tcp, udp, icmp, icmpv6) or number (see [Protocol Numbers](#)).

Use -1 to specify all protocols.

Type: String

Required: No

### **PrefixListId**

The ID of the prefix list.

Type: String

Required: No

### **ReferencedGroupId**

The ID of the security group that is referenced in the security group rule.

Type: String

Required: No

### **ToPort**

If the protocol is TCP or UDP, this is the end of the port range. If the protocol is ICMP or ICMPv6, this is the ICMP code or -1 (all ICMP codes). If the start port is -1 (all ICMP types), then the end port must be -1 (all ICMP codes).

Type: Integer

Required: No

## **See Also**

For more information about using this API in one of the language-specific AWS SDKs, see the following:

- [AWS SDK for C++](#)
- [AWS SDK for Java V2](#)
- [AWS SDK for Ruby V3](#)

# SecurityGroupRuleUpdate

Describes an update to a security group rule.

## Contents

### SecurityGroupId

The ID of the security group rule.

Type: String

Required: Yes

### SecurityGroupRule

Information about the security group rule.

Type: [SecurityGroupRuleRequest](#) object

Required: No

## See Also

For more information about using this API in one of the language-specific AWS SDKs, see the following:

- [AWS SDK for C++](#)
- [AWS SDK for Java V2](#)
- [AWS SDK for Ruby V3](#)



# ServiceConfiguration

Describes a service configuration for a VPC endpoint service.

## Contents

### **acceptanceRequired**

Indicates whether requests from other AWS accounts to create an endpoint to the service must first be accepted.

Type: Boolean

Required: No

### **availabilityZoneSet**

The Availability Zones in which the service is available.

Type: Array of strings

Required: No

### **baseEndpointDnsNameSet**

The DNS names for the service.

Type: Array of strings

Required: No

### **gatewayLoadBalancerArnSet**

The Amazon Resource Names (ARNs) of the Gateway Load Balancers for the service.

Type: Array of strings

Required: No

### **managesVpcEndpoints**

Indicates whether the service manages its VPC endpoints. Management of the service VPC endpoints using the VPC endpoint API is restricted.

Type: Boolean

Required: No

### **networkLoadBalancerArnSet**

The Amazon Resource Names (ARNs) of the Network Load Balancers for the service.

Type: Array of strings

Required: No

### **payerResponsibility**

The payer responsibility.

Type: String

Valid Values: `ServiceOwner`

Required: No

### **privateDnsName**

The private DNS name for the service.

Type: String

Required: No

### **privateDnsNameConfiguration**

Information about the endpoint service private DNS name configuration.

Type: [PrivateDnsNameConfiguration](#) object

Required: No

### **serviceId**

The ID of the service.

Type: String

Required: No

### **serviceName**

The name of the service.

Type: String

Required: No

### **serviceState**

The service state.

Type: String

Valid Values: Pending | Available | Deleting | Deleted | Failed

Required: No

### **serviceType**

The type of service.

Type: Array of [ServiceTypeDetail](#) objects

Required: No

### **supportedIpAddressTypeSet**

The supported IP address types.

Type: Array of strings

Array Members: Minimum number of 0 items. Maximum number of 2 items.

Valid Values: ipv4 | ipv6

Required: No

### **tagSet**

The tags assigned to the service.

Type: Array of [Tag](#) objects

Required: No

## **See Also**

For more information about using this API in one of the language-specific AWS SDKs, see the following:

- [AWS SDK for C++](#)
- [AWS SDK for Java V2](#)
- [AWS SDK for Ruby V3](#)

# ServiceDetail

Describes a VPC endpoint service.

## Contents

### **acceptanceRequired**

Indicates whether VPC endpoint connection requests to the service must be accepted by the service owner.

Type: Boolean

Required: No

### **availabilityZoneSet**

The Availability Zones in which the service is available.

Type: Array of strings

Required: No

### **baseEndpointDnsNameSet**

The DNS names for the service.

Type: Array of strings

Required: No

### **managesVpcEndpoints**

Indicates whether the service manages its VPC endpoints. Management of the service VPC endpoints using the VPC endpoint API is restricted.

Type: Boolean

Required: No

### **owner**

The AWS account ID of the service owner.

Type: String

Required: No

### **payerResponsibility**

The payer responsibility.

Type: String

Valid Values: `ServiceOwner`

Required: No

### **privateDnsName**

The private DNS name for the service.

Type: String

Required: No

### **privateDnsNameSet**

The private DNS names assigned to the VPC endpoint service.

Type: Array of [PrivateDnsDetails](#) objects

Required: No

### **privateDnsNameVerificationState**

The verification state of the VPC endpoint service.

Consumers of the endpoint service cannot use the private name when the state is not verified.

Type: String

Valid Values: `pendingVerification` | `verified` | `failed`

Required: No

### **serviceId**

The ID of the endpoint service.

Type: String

Required: No

**serviceName**

The name of the service.

Type: String

Required: No

**serviceType**

The type of service.

Type: Array of [ServiceTypeDetail](#) objects

Required: No

**supportedIpAddressTypeSet**

The supported IP address types.

Type: Array of strings

Array Members: Minimum number of 0 items. Maximum number of 2 items.

Valid Values: ipv4 | ipv6

Required: No

**tagSet**

The tags assigned to the service.

Type: Array of [Tag](#) objects

Required: No

**vpcEndpointPolicySupported**

Indicates whether the service supports endpoint policies.

Type: Boolean

Required: No

## See Also

For more information about using this API in one of the language-specific AWS SDKs, see the following:

- [AWS SDK for C++](#)
- [AWS SDK for Java V2](#)
- [AWS SDK for Ruby V3](#)



# ServiceTypeDetail

Describes the type of service for a VPC endpoint.

## Contents

### serviceType

The type of service.

Type: String

Valid Values: Interface | Gateway | GatewayLoadBalancer

Required: No

## See Also

For more information about using this API in one of the language-specific AWS SDKs, see the following:

- [AWS SDK for C++](#)
- [AWS SDK for Java V2](#)
- [AWS SDK for Ruby V3](#)

# SlotDateTimeRangeRequest

Describes the time period for a Scheduled Instance to start its first schedule. The time period must span less than one day.

## Contents

### EarliestTime

The earliest date and time, in UTC, for the Scheduled Instance to start.

Type: Timestamp

Required: Yes

### LatestTime

The latest date and time, in UTC, for the Scheduled Instance to start. This value must be later than or equal to the earliest date and at most three months in the future.

Type: Timestamp

Required: Yes

## See Also

For more information about using this API in one of the language-specific AWS SDKs, see the following:

- [AWS SDK for C++](#)
- [AWS SDK for Java V2](#)
- [AWS SDK for Ruby V3](#)

# SlotStartTimeRangeRequest

Describes the time period for a Scheduled Instance to start its first schedule.

## Contents

### EarliestTime

The earliest date and time, in UTC, for the Scheduled Instance to start.

Type: Timestamp

Required: No

### LatestTime

The latest date and time, in UTC, for the Scheduled Instance to start.

Type: Timestamp

Required: No

## See Also

For more information about using this API in one of the language-specific AWS SDKs, see the following:

- [AWS SDK for C++](#)
- [AWS SDK for Java V2](#)
- [AWS SDK for Ruby V3](#)

# Snapshot

Describes a snapshot.

## Contents

### **dataEncryptionKeyId**

The data encryption key identifier for the snapshot. This value is a unique identifier that corresponds to the data encryption key that was used to encrypt the original volume or snapshot copy. Because data encryption keys are inherited by volumes created from snapshots, and vice versa, if snapshots share the same data encryption key identifier, then they belong to the same volume/snapshot lineage. This parameter is only returned by [DescribeSnapshots](#).

Type: String

Required: No

### **description**

The description for the snapshot.

Type: String

Required: No

### **encrypted**

Indicates whether the snapshot is encrypted.

Type: Boolean

Required: No

### **kmsKeyId**

The Amazon Resource Name (ARN) of the AWS KMS key that was used to protect the volume encryption key for the parent volume.

Type: String

Required: No

**outpostArn**

The ARN of the Outpost on which the snapshot is stored. For more information, see [Amazon EBS local snapshots on Outposts](#) in the *Amazon EBS User Guide*.

Type: String

Required: No

**ownerAlias**

The AWS owner alias, from an Amazon-maintained list (amazon). This is not the user-configured AWS account alias set using the IAM console.

Type: String

Required: No

**ownerId**

The ID of the AWS account that owns the EBS snapshot.

Type: String

Required: No

**progress**

The progress of the snapshot, as a percentage.

Type: String

Required: No

**restoreExpiryTime**

Only for archived snapshots that are temporarily restored. Indicates the date and time when a temporarily restored snapshot will be automatically re-archived.

Type: Timestamp

Required: No

**snapshotId**

The ID of the snapshot. Each snapshot receives a unique identifier when it is created.

Type: String

Required: No

### **sseType**

Reserved for future use.

Type: String

Valid Values: `sse-ebs` | `sse-kms` | `none`

Required: No

### **startTime**

The time stamp when the snapshot was initiated.

Type: Timestamp

Required: No

### **status**

The snapshot state.

Type: String

Valid Values: `pending` | `completed` | `error` | `recoverable` | `recovering`

Required: No

### **statusMessage**

Encrypted Amazon EBS snapshots are copied asynchronously. If a snapshot copy operation fails (for example, if the proper AWS KMS permissions are not obtained) this field displays error state details to help you diagnose why the error occurred. This parameter is only returned by [DescribeSnapshots](#).

Type: String

Required: No

### **storageTier**

The storage tier in which the snapshot is stored. `standard` indicates that the snapshot is stored in the standard snapshot storage tier and that it is ready for use. `archive` indicates that the snapshot is currently archived and that it must be restored before it can be used.

Type: String

Valid Values: `archive` | `standard`

Required: No

### **tagSet**

Any tags assigned to the snapshot.

Type: Array of [Tag](#) objects

Required: No

### **volumeId**

The ID of the volume that was used to create the snapshot. Snapshots created by the [CopySnapshot](#) action have an arbitrary volume ID that should not be used for any purpose.

Type: String

Required: No

### **volumeSize**

The size of the volume, in GiB.

Type: Integer

Required: No

## **See Also**

For more information about using this API in one of the language-specific AWS SDKs, see the following:

- [AWS SDK for C++](#)
- [AWS SDK for Java V2](#)
- [AWS SDK for Ruby V3](#)

# SnapshotDetail

Describes the snapshot created from the imported disk.

## Contents

### description

A description for the snapshot.

Type: String

Required: No

### deviceName

The block device mapping for the snapshot.

Type: String

Required: No

### diskImageSize

The size of the disk in the snapshot, in GiB.

Type: Double

Required: No

### format

The format of the disk image from which the snapshot is created.

Type: String

Required: No

### progress

The percentage of progress for the task.

Type: String

Required: No



**snapshotId**

The snapshot ID of the disk being imported.

Type: String

Required: No

**status**

A brief status of the snapshot creation.

Type: String

Required: No

**statusMessage**

A detailed status message for the snapshot creation.

Type: String

Required: No

**url**

The URL used to access the disk image.

Type: String

Required: No

**userBucket**

The Amazon S3 bucket for the disk image.

Type: [UserBucketDetails](#) object

Required: No

**See Also**

For more information about using this API in one of the language-specific AWS SDKs, see the following:

- [AWS SDK for C++](#)
- [AWS SDK for Java V2](#)
- [AWS SDK for Ruby V3](#)

# SnapshotDiskContainer

The disk container object for the import snapshot request.

## Contents

### Description

The description of the disk image being imported.

Type: String

Required: No

### Format

The format of the disk image being imported.

Valid values: VHD | VMDK | RAW

Type: String

Required: No

### Url

The URL to the Amazon S3-based disk image being imported. It can either be a https URL (<https://..>) or an Amazon S3 URL (<s3://..>).

Type: String

Required: No

### UserBucket

The Amazon S3 bucket for the disk image.

Type: [UserBucket](#) object

Required: No

## See Also

For more information about using this API in one of the language-specific AWS SDKs, see the following:

- [AWS SDK for C++](#)
- [AWS SDK for Java V2](#)
- [AWS SDK for Ruby V3](#)

# SnapshotInfo

Information about a snapshot.

## Contents

### description

Description specified by the CreateSnapshotRequest that has been applied to all snapshots.

Type: String

Required: No

### encrypted

Indicates whether the snapshot is encrypted.

Type: Boolean

Required: No

### outpostArn

The ARN of the Outpost on which the snapshot is stored. For more information, see [Amazon EBS local snapshots on Outposts](#) in the *Amazon EBS User Guide*.

Type: String

Required: No

### ownerId

Account id used when creating this snapshot.

Type: String

Required: No

### progress

Progress this snapshot has made towards completing.

Type: String

Required: No

**snapshotId**

Snapshot id that can be used to describe this snapshot.

Type: String

Required: No

**sseType**

Reserved for future use.

Type: String

Valid Values: `sse-ebs` | `sse-kms` | `none`

Required: No

**startTime**

Time this snapshot was started. This is the same for all snapshots initiated by the same request.

Type: Timestamp

Required: No

**state**

Current state of the snapshot.

Type: String

Valid Values: `pending` | `completed` | `error` | `recoverable` | `recovering`

Required: No

**tagSet**

Tags associated with this snapshot.

Type: Array of [Tag](#) objects

Required: No

**volumId**

Source volume from which this snapshot was created.

Type: String

Required: No

### **volumeSize**

Size of the volume from which this snapshot was created.

Type: Integer

Required: No

## **See Also**

For more information about using this API in one of the language-specific AWS SDKs, see the following:

- [AWS SDK for C++](#)
- [AWS SDK for Java V2](#)
- [AWS SDK for Ruby V3](#)

# SnapshotRecycleBinInfo

Information about a snapshot that is currently in the Recycle Bin.

## Contents

### description

The description for the snapshot.

Type: String

Required: No

### recycleBinEnterTime

The date and time when the snapshot entered the Recycle Bin.

Type: Timestamp

Required: No

### recycleBinExitTime

The date and time when the snapshot is to be permanently deleted from the Recycle Bin.

Type: Timestamp

Required: No

### snapshotId

The ID of the snapshot.

Type: String

Required: No

### volumeId

The ID of the volume from which the snapshot was created.

Type: String

Required: No



## See Also

For more information about using this API in one of the language-specific AWS SDKs, see the following:

- [AWS SDK for C++](#)
- [AWS SDK for Java V2](#)
- [AWS SDK for Ruby V3](#)

# SnapshotTaskDetail

Details about the import snapshot task.

## Contents

### description

The description of the disk image being imported.

Type: String

Required: No

### diskImageSize

The size of the disk in the snapshot, in GiB.

Type: Double

Required: No

### encrypted

Indicates whether the snapshot is encrypted.

Type: Boolean

Required: No

### format

The format of the disk image from which the snapshot is created.

Type: String

Required: No

### kmsKeyId

The identifier for the KMS key that was used to create the encrypted snapshot.

Type: String

Required: No

**progress**

The percentage of completion for the import snapshot task.

Type: String

Required: No

**snapshotId**

The snapshot ID of the disk being imported.

Type: String

Required: No

**status**

A brief status for the import snapshot task.

Type: String

Required: No

**statusMessage**

A detailed status message for the import snapshot task.

Type: String

Required: No

**url**

The URL of the disk image from which the snapshot is created.

Type: String

Required: No

**userBucket**

The Amazon S3 bucket for the disk image.

Type: [UserBucketDetails](#) object

Required: No

## See Also

For more information about using this API in one of the language-specific AWS SDKs, see the following:

- [AWS SDK for C++](#)
- [AWS SDK for Java V2](#)
- [AWS SDK for Ruby V3](#)

# SnapshotTierStatus

Provides information about a snapshot's storage tier.

## Contents

### archivalCompleteTime

The date and time when the last archive process was completed.

Type: Timestamp

Required: No

### lastTieringOperationStatus

The status of the last archive or restore process.

Type: String

Valid Values: archival-in-progress | archival-completed | archival-failed | temporary-restore-in-progress | temporary-restore-completed | temporary-restore-failed | permanent-restore-in-progress | permanent-restore-completed | permanent-restore-failed

Required: No

### lastTieringOperationStatusDetail

A message describing the status of the last archive or restore process.

Type: String

Required: No

### lastTieringProgress

The progress of the last archive or restore process, as a percentage.

Type: Integer

Required: No

### lastTieringStartTime

The date and time when the last archive or restore process was started.

Type: Timestamp

Required: No

### **ownerId**

The ID of the AWS account that owns the snapshot.

Type: String

Required: No

### **restoreExpiryTime**

Only for archived snapshots that are temporarily restored. Indicates the date and time when a temporarily restored snapshot will be automatically re-archived.

Type: Timestamp

Required: No

### **snapshotId**

The ID of the snapshot.

Type: String

Required: No

### **status**

The state of the snapshot.

Type: String

Valid Values: pending | completed | error | recoverable | recovering

Required: No

### **storageTier**

The storage tier in which the snapshot is stored. `standard` indicates that the snapshot is stored in the standard snapshot storage tier and that it is ready for use. `archive` indicates that the snapshot is currently archived and that it must be restored before it can be used.

Type: String

Valid Values: `archive` | `standard`

Required: No

### **tagSet**

The tags that are assigned to the snapshot.

Type: Array of [Tag](#) objects

Required: No

### **volumelId**

The ID of the volume from which the snapshot was created.

Type: String

Required: No

## **See Also**

For more information about using this API in one of the language-specific AWS SDKs, see the following:

- [AWS SDK for C++](#)
- [AWS SDK for Java V2](#)
- [AWS SDK for Ruby V3](#)

# SpotCapacityRebalance

The Spot Instance replacement strategy to use when Amazon EC2 emits a signal that your Spot Instance is at an elevated risk of being interrupted. For more information, see [Capacity rebalancing](#) in the *Amazon EC2 User Guide*.

## Contents

### **ReplacementStrategy** (request), **replacementStrategy** (response)

The replacement strategy to use. Only available for fleets of type `maintain`.

`launch` - Spot Fleet launches a new replacement Spot Instance when a rebalance notification is emitted for an existing Spot Instance in the fleet. Spot Fleet does not terminate the instances that receive a rebalance notification. You can terminate the old instances, or you can leave them running. You are charged for all instances while they are running.

`launch-before-terminate` - Spot Fleet launches a new replacement Spot Instance when a rebalance notification is emitted for an existing Spot Instance in the fleet, and then, after a delay that you specify (in `TerminationDelay`), terminates the instances that received a rebalance notification.

Type: String

Valid Values: `launch` | `launch-before-terminate`

Required: No

### **TerminationDelay** (request), **terminationDelay** (response)

The amount of time (in seconds) that Amazon EC2 waits before terminating the old Spot Instance after launching a new replacement Spot Instance.

Required when `ReplacementStrategy` is set to `launch-before-terminate`.

Not valid when `ReplacementStrategy` is set to `launch`.

Valid values: Minimum value of 120 seconds. Maximum value of 7200 seconds.

Type: Integer

Required: No



## See Also

For more information about using this API in one of the language-specific AWS SDKs, see the following:

- [AWS SDK for C++](#)
- [AWS SDK for Java V2](#)
- [AWS SDK for Ruby V3](#)

# SpotDatafeedSubscription

Describes the data feed for a Spot Instance.

## Contents

### bucket

The name of the Amazon S3 bucket where the Spot Instance data feed is located.

Type: String

Required: No

### fault

The fault codes for the Spot Instance request, if any.

Type: [SpotInstanceStateFault](#) object

Required: No

### ownerId

The AWS account ID of the account.

Type: String

Required: No

### prefix

The prefix for the data feed files.

Type: String

Required: No

### state

The state of the Spot Instance data feed subscription.

Type: String

Valid Values: Active | Inactive

Required: No

## See Also

For more information about using this API in one of the language-specific AWS SDKs, see the following:

- [AWS SDK for C++](#)
- [AWS SDK for Java V2](#)
- [AWS SDK for Ruby V3](#)

# SpotFleetLaunchSpecification

Describes the launch specification for one or more Spot Instances. If you include On-Demand capacity in your fleet request or want to specify an EFA network device, you can't use `SpotFleetLaunchSpecification`; you must use [LaunchTemplateConfig](#).

## Contents

### **AddressingType** (request), **addressingType** (response)

Deprecated.

Type: String

Required: No

### **BlockDeviceMappings** (request), **blockDeviceMapping** (response)

One or more block devices that are mapped to the Spot Instances. You can't specify both a snapshot ID and an encryption value. This is because only blank volumes can be encrypted on creation. If a snapshot is the basis for a volume, it is not blank and its encryption status is used for the volume encryption status.

Type: Array of [BlockDeviceMapping](#) objects

Required: No

### **EbsOptimized** (request), **ebsOptimized** (response)

Indicates whether the instances are optimized for EBS I/O. This optimization provides dedicated throughput to Amazon EBS and an optimized configuration stack to provide optimal EBS I/O performance. This optimization isn't available with all instance types. Additional usage charges apply when using an EBS Optimized instance.

Default: false

Type: Boolean

Required: No

### **SecurityGroups** (request), **groupSet** (response)

The security groups.

If you specify a network interface, you must specify any security groups as part of the network interface instead of using this parameter.

Type: Array of [GroupIdentifier](#) objects

Required: No

**iamInstanceProfile** (request), **iamInstanceProfile** (response)

The IAM instance profile.

Type: [IamInstanceProfileSpecification](#) object

Required: No

**ImageId** (request), **imageId** (response)


The ID of the AMI.

Type: String

Required: No

**InstanceRequirements** (request), **instanceRequirements** (response)

The attributes for the instance types. When you specify instance attributes, Amazon EC2 will identify instance types with those attributes.

 **Note**

If you specify `InstanceRequirements`, you can't specify `InstanceType`.

Type: [InstanceRequirements](#) object

Required: No

**InstanceType** (request), **instanceType** (response)

The instance type.

Type: String

Valid Values: a1.medium | a1.large | a1.xlarge | a1.2xlarge | a1.4xlarge | a1.metal | c1.medium | c1.xlarge | c3.large | c3.xlarge | c3.2xlarge | c3.4xlarge | c3.8xlarge | c4.large | c4.xlarge | c4.2xlarge |

c4.4xlarge | c4.8xlarge | c5.large | c5.xlarge | c5.2xlarge | c5.4xlarge  
| c5.9xlarge | c5.12xlarge | c5.18xlarge | c5.24xlarge | c5.metal |  
c5a.large | c5a.xlarge | c5a.2xlarge | c5a.4xlarge | c5a.8xlarge |  
c5a.12xlarge | c5a.16xlarge | c5a.24xlarge | c5ad.large | c5ad.xlarge  
| c5ad.2xlarge | c5ad.4xlarge | c5ad.8xlarge | c5ad.12xlarge |  
c5ad.16xlarge | c5ad.24xlarge | c5d.large | c5d.xlarge | c5d.2xlarge |  
c5d.4xlarge | c5d.9xlarge | c5d.12xlarge | c5d.18xlarge | c5d.24xlarge  
| c5d.metal | c5n.large | c5n.xlarge | c5n.2xlarge | c5n.4xlarge |  
c5n.9xlarge | c5n.18xlarge | c5n.metal | c6g.medium | c6g.large |  
c6g.xlarge | c6g.2xlarge | c6g.4xlarge | c6g.8xlarge | c6g.12xlarge  
| c6g.16xlarge | c6g.metal | c6gd.medium | c6gd.large | c6gd.xlarge  
| c6gd.2xlarge | c6gd.4xlarge | c6gd.8xlarge | c6gd.12xlarge |  
c6gd.16xlarge | c6gd.metal | c6gn.medium | c6gn.large | c6gn.xlarge  
| c6gn.2xlarge | c6gn.4xlarge | c6gn.8xlarge | c6gn.12xlarge |  
c6gn.16xlarge | c6i.large | c6i.xlarge | c6i.2xlarge | c6i.4xlarge |  
c6i.8xlarge | c6i.12xlarge | c6i.16xlarge | c6i.24xlarge | c6i.32xlarge  
| c6i.metal | cc1.4xlarge | cc2.8xlarge | cg1.4xlarge | cr1.8xlarge  
| d2.xlarge | d2.2xlarge | d2.4xlarge | d2.8xlarge | d3.xlarge |  
d3.2xlarge | d3.4xlarge | d3.8xlarge | d3en.xlarge | d3en.2xlarge  
| d3en.4xlarge | d3en.6xlarge | d3en.8xlarge | d3en.12xlarge |  
dl1.24xlarge | f1.2xlarge | f1.4xlarge | f1.16xlarge | g2.2xlarge  
| g2.8xlarge | g3.4xlarge | g3.8xlarge | g3.16xlarge | g3s.xlarge |  
g4ad.xlarge | g4ad.2xlarge | g4ad.4xlarge | g4ad.8xlarge | g4ad.16xlarge  
| g4dn.xlarge | g4dn.2xlarge | g4dn.4xlarge | g4dn.8xlarge |  
g4dn.12xlarge | g4dn.16xlarge | g4dn.metal | g5.xlarge | g5.2xlarge  
| g5.4xlarge | g5.8xlarge | g5.12xlarge | g5.16xlarge | g5.24xlarge |  
g5.48xlarge | g5g.xlarge | g5g.2xlarge | g5g.4xlarge | g5g.8xlarge |  
g5g.16xlarge | g5g.metal | hi1.4xlarge | hpc6a.48xlarge | hs1.8xlarge  
| h1.2xlarge | h1.4xlarge | h1.8xlarge | h1.16xlarge | i2.xlarge  
| i2.2xlarge | i2.4xlarge | i2.8xlarge | i3.large | i3.xlarge |  
i3.2xlarge | i3.4xlarge | i3.8xlarge | i3.16xlarge | i3.metal |  
i3en.large | i3en.xlarge | i3en.2xlarge | i3en.3xlarge | i3en.6xlarge |  
i3en.12xlarge | i3en.24xlarge | i3en.metal | im4gn.large | im4gn.xlarge  
| im4gn.2xlarge | im4gn.4xlarge | im4gn.8xlarge | im4gn.16xlarge  
| inf1.xlarge | inf1.2xlarge | inf1.6xlarge | inf1.24xlarge |  
is4gen.medium | is4gen.large | is4gen.xlarge | is4gen.2xlarge |

is4gen.4xlarge | is4gen.8xlarge | m1.small | m1.medium | m1.large  
| m1.xlarge | m2.xlarge | m2.2xlarge | m2.4xlarge | m3.medium |  
m3.large | m3.xlarge | m3.2xlarge | m4.large | m4.xlarge | m4.2xlarge  
| m4.4xlarge | m4.10xlarge | m4.16xlarge | m5.large | m5.xlarge |  
m5.2xlarge | m5.4xlarge | m5.8xlarge | m5.12xlarge | m5.16xlarge  
| m5.24xlarge | m5.metal | m5a.large | m5a.xlarge | m5a.2xlarge |  
m5a.4xlarge | m5a.8xlarge | m5a.12xlarge | m5a.16xlarge | m5a.24xlarge  
| m5ad.large | m5ad.xlarge | m5ad.2xlarge | m5ad.4xlarge | m5ad.8xlarge  
| m5ad.12xlarge | m5ad.16xlarge | m5ad.24xlarge | m5d.large | m5d.xlarge  
| m5d.2xlarge | m5d.4xlarge | m5d.8xlarge | m5d.12xlarge | m5d.16xlarge  
| m5d.24xlarge | m5d.metal | m5dn.large | m5dn.xlarge | m5dn.2xlarge  
| m5dn.4xlarge | m5dn.8xlarge | m5dn.12xlarge | m5dn.16xlarge |  
m5dn.24xlarge | m5dn.metal | m5n.large | m5n.xlarge | m5n.2xlarge |  
m5n.4xlarge | m5n.8xlarge | m5n.12xlarge | m5n.16xlarge | m5n.24xlarge  
| m5n.metal | m5zn.large | m5zn.xlarge | m5zn.2xlarge | m5zn.3xlarge  
| m5zn.6xlarge | m5zn.12xlarge | m5zn.metal | m6a.large | m6a.xlarge |  
m6a.2xlarge | m6a.4xlarge | m6a.8xlarge | m6a.12xlarge | m6a.16xlarge  
| m6a.24xlarge | m6a.32xlarge | m6a.48xlarge | m6g.metal | m6g.medium  
| m6g.large | m6g.xlarge | m6g.2xlarge | m6g.4xlarge | m6g.8xlarge |  
m6g.12xlarge | m6g.16xlarge | m6gd.metal | m6gd.medium | m6gd.large |  
m6gd.xlarge | m6gd.2xlarge | m6gd.4xlarge | m6gd.8xlarge | m6gd.12xlarge  
| m6gd.16xlarge | m6i.large | m6i.xlarge | m6i.2xlarge | m6i.4xlarge |  
m6i.8xlarge | m6i.12xlarge | m6i.16xlarge | m6i.24xlarge | m6i.32xlarge  
| m6i.metal | mac1.metal | p2.xlarge | p2.8xlarge | p2.16xlarge |  
p3.2xlarge | p3.8xlarge | p3.16xlarge | p3dn.24xlarge | p4d.24xlarge |  
r3.large | r3.xlarge | r3.2xlarge | r3.4xlarge | r3.8xlarge | r4.large  
| r4.xlarge | r4.2xlarge | r4.4xlarge | r4.8xlarge | r4.16xlarge  
| r5.large | r5.xlarge | r5.2xlarge | r5.4xlarge | r5.8xlarge |  
r5.12xlarge | r5.16xlarge | r5.24xlarge | r5.metal | r5a.large |  
r5a.xlarge | r5a.2xlarge | r5a.4xlarge | r5a.8xlarge | r5a.12xlarge |  
r5a.16xlarge | r5a.24xlarge | r5ad.large | r5ad.xlarge | r5ad.2xlarge  
| r5ad.4xlarge | r5ad.8xlarge | r5ad.12xlarge | r5ad.16xlarge |  
r5ad.24xlarge | r5b.large | r5b.xlarge | r5b.2xlarge | r5b.4xlarge |  
r5b.8xlarge | r5b.12xlarge | r5b.16xlarge | r5b.24xlarge | r5b.metal  
| r5d.large | r5d.xlarge | r5d.2xlarge | r5d.4xlarge | r5d.8xlarge |  
r5d.12xlarge | r5d.16xlarge | r5d.24xlarge | r5d.metal | r5dn.large |

r5dn.xlarge | r5dn.2xlarge | r5dn.4xlarge | r5dn.8xlarge | r5dn.12xlarge  
| r5dn.16xlarge | r5dn.24xlarge | r5dn.metal | r5n.large | r5n.xlarge  
| r5n.2xlarge | r5n.4xlarge | r5n.8xlarge | r5n.12xlarge | r5n.16xlarge  
| r5n.24xlarge | r5n.metal | r6g.medium | r6g.large | r6g.xlarge |  
r6g.2xlarge | r6g.4xlarge | r6g.8xlarge | r6g.12xlarge | r6g.16xlarge  
| r6g.metal | r6gd.medium | r6gd.large | r6gd.xlarge | r6gd.2xlarge  
| r6gd.4xlarge | r6gd.8xlarge | r6gd.12xlarge | r6gd.16xlarge |  
r6gd.metal | r6i.large | r6i.xlarge | r6i.2xlarge | r6i.4xlarge |  
r6i.8xlarge | r6i.12xlarge | r6i.16xlarge | r6i.24xlarge | r6i.32xlarge  
| r6i.metal | t1.micro | t2.nano | t2.micro | t2.small | t2.medium |  
t2.large | t2.xlarge | t2.2xlarge | t3.nano | t3.micro | t3.small |  
t3.medium | t3.large | t3.xlarge | t3.2xlarge | t3a.nano | t3a.micro  
| t3a.small | t3a.medium | t3a.large | t3a.xlarge | t3a.2xlarge |  
t4g.nano | t4g.micro | t4g.small | t4g.medium | t4g.large | t4g.xlarge  
| t4g.2xlarge | u-6tb1.56xlarge | u-6tb1.112xlarge | u-9tb1.112xlarge  
| u-12tb1.112xlarge | u-6tb1.metal | u-9tb1.metal | u-12tb1.metal |  
u-18tb1.metal | u-24tb1.metal | vt1.3xlarge | vt1.6xlarge | vt1.24xlarge  
| x1.16xlarge | x1.32xlarge | x1e.xlarge | x1e.2xlarge | x1e.4xlarge  
| x1e.8xlarge | x1e.16xlarge | x1e.32xlarge | x2iezn.2xlarge |  
x2iezn.4xlarge | x2iezn.6xlarge | x2iezn.8xlarge | x2iezn.12xlarge |  
x2iezn.metal | x2gd.medium | x2gd.large | x2gd.xlarge | x2gd.2xlarge  
| x2gd.4xlarge | x2gd.8xlarge | x2gd.12xlarge | x2gd.16xlarge |  
x2gd.metal | z1d.large | z1d.xlarge | z1d.2xlarge | z1d.3xlarge |  
z1d.6xlarge | z1d.12xlarge | z1d.metal | x2idn.16xlarge | x2idn.24xlarge  
| x2idn.32xlarge | x2iedn.xlarge | x2iedn.2xlarge | x2iedn.4xlarge |  
x2iedn.8xlarge | x2iedn.16xlarge | x2iedn.24xlarge | x2iedn.32xlarge  
| c6a.large | c6a.xlarge | c6a.2xlarge | c6a.4xlarge | c6a.8xlarge |  
c6a.12xlarge | c6a.16xlarge | c6a.24xlarge | c6a.32xlarge | c6a.48xlarge  
| c6a.metal | m6a.metal | i4i.large | i4i.xlarge | i4i.2xlarge |  
i4i.4xlarge | i4i.8xlarge | i4i.16xlarge | i4i.32xlarge | i4i.metal  
| x2idn.metal | x2iedn.metal | c7g.medium | c7g.large | c7g.xlarge |  
c7g.2xlarge | c7g.4xlarge | c7g.8xlarge | c7g.12xlarge | c7g.16xlarge  
| mac2.metal | c6id.large | c6id.xlarge | c6id.2xlarge | c6id.4xlarge  
| c6id.8xlarge | c6id.12xlarge | c6id.16xlarge | c6id.24xlarge |  
c6id.32xlarge | c6id.metal | m6id.large | m6id.xlarge | m6id.2xlarge  
| m6id.4xlarge | m6id.8xlarge | m6id.12xlarge | m6id.16xlarge |



m6id.24xlarge | m6id.32xlarge | m6id.metal | r6id.large | r6id.xlarge  
| r6id.2xlarge | r6id.4xlarge | r6id.8xlarge | r6id.12xlarge |  
r6id.16xlarge | r6id.24xlarge | r6id.32xlarge | r6id.metal | r6a.large  
| r6a.xlarge | r6a.2xlarge | r6a.4xlarge | r6a.8xlarge | r6a.12xlarge  
| r6a.16xlarge | r6a.24xlarge | r6a.32xlarge | r6a.48xlarge |  
r6a.metal | p4de.24xlarge | u-3tb1.56xlarge | u-18tb1.112xlarge |  
u-24tb1.112xlarge | trn1.2xlarge | trn1.32xlarge | hpc6id.32xlarge |  
c6in.large | c6in.xlarge | c6in.2xlarge | c6in.4xlarge | c6in.8xlarge  
| c6in.12xlarge | c6in.16xlarge | c6in.24xlarge | c6in.32xlarge |  
m6in.large | m6in.xlarge | m6in.2xlarge | m6in.4xlarge | m6in.8xlarge  
| m6in.12xlarge | m6in.16xlarge | m6in.24xlarge | m6in.32xlarge  
| m6idn.large | m6idn.xlarge | m6idn.2xlarge | m6idn.4xlarge |  
m6idn.8xlarge | m6idn.12xlarge | m6idn.16xlarge | m6idn.24xlarge |  
m6idn.32xlarge | r6in.large | r6in.xlarge | r6in.2xlarge | r6in.4xlarge  
| r6in.8xlarge | r6in.12xlarge | r6in.16xlarge | r6in.24xlarge  
| r6in.32xlarge | r6idn.large | r6idn.xlarge | r6idn.2xlarge |  
r6idn.4xlarge | r6idn.8xlarge | r6idn.12xlarge | r6idn.16xlarge |  
r6idn.24xlarge | r6idn.32xlarge | c7g.metal | m7g.medium | m7g.large  
| m7g.xlarge | m7g.2xlarge | m7g.4xlarge | m7g.8xlarge | m7g.12xlarge  
| m7g.16xlarge | m7g.metal | r7g.medium | r7g.large | r7g.xlarge |  
r7g.2xlarge | r7g.4xlarge | r7g.8xlarge | r7g.12xlarge | r7g.16xlarge  
| r7g.metal | c6in.metal | m6in.metal | m6idn.metal | r6in.metal |  
r6idn.metal | inf2.xlarge | inf2.8xlarge | inf2.24xlarge | inf2.48xlarge  
| trn1n.32xlarge | i4g.large | i4g.xlarge | i4g.2xlarge | i4g.4xlarge  
| i4g.8xlarge | i4g.16xlarge | hpc7g.4xlarge | hpc7g.8xlarge |  
hpc7g.16xlarge | c7gn.medium | c7gn.large | c7gn.xlarge | c7gn.2xlarge  
| c7gn.4xlarge | c7gn.8xlarge | c7gn.12xlarge | c7gn.16xlarge |  
p5.48xlarge | m7i.large | m7i.xlarge | m7i.2xlarge | m7i.4xlarge |  
m7i.8xlarge | m7i.12xlarge | m7i.16xlarge | m7i.24xlarge | m7i.48xlarge  
| m7i-flex.large | m7i-flex.xlarge | m7i-flex.2xlarge | m7i-flex.4xlarge  
| m7i-flex.8xlarge | m7a.medium | m7a.large | m7a.xlarge | m7a.2xlarge |  
m7a.4xlarge | m7a.8xlarge | m7a.12xlarge | m7a.16xlarge | m7a.24xlarge  
| m7a.32xlarge | m7a.48xlarge | m7a.metal-48xl | hpc7a.12xlarge |  
hpc7a.24xlarge | hpc7a.48xlarge | hpc7a.96xlarge | c7gd.medium |  
c7gd.large | c7gd.xlarge | c7gd.2xlarge | c7gd.4xlarge | c7gd.8xlarge |  
c7gd.12xlarge | c7gd.16xlarge | m7gd.medium | m7gd.large | m7gd.xlarge

| m7gd.2xlarge | m7gd.4xlarge | m7gd.8xlarge | m7gd.12xlarge |  
m7gd.16xlarge | r7gd.medium | r7gd.large | r7gd.xlarge | r7gd.2xlarge |  
r7gd.4xlarge | r7gd.8xlarge | r7gd.12xlarge | r7gd.16xlarge | r7a.medium  
| r7a.large | r7a.xlarge | r7a.2xlarge | r7a.4xlarge | r7a.8xlarge |  
r7a.12xlarge | r7a.16xlarge | r7a.24xlarge | r7a.32xlarge | r7a.48xlarge  
| c7i.large | c7i.xlarge | c7i.2xlarge | c7i.4xlarge | c7i.8xlarge  
| c7i.12xlarge | c7i.16xlarge | c7i.24xlarge | c7i.48xlarge | mac2-  
m2pro.metal | r7iz.large | r7iz.xlarge | r7iz.2xlarge | r7iz.4xlarge  
| r7iz.8xlarge | r7iz.12xlarge | r7iz.16xlarge | r7iz.32xlarge |  
c7a.medium | c7a.large | c7a.xlarge | c7a.2xlarge | c7a.4xlarge |  
c7a.8xlarge | c7a.12xlarge | c7a.16xlarge | c7a.24xlarge | c7a.32xlarge  
| c7a.48xlarge | c7a.metal-48xl | r7a.metal-48xl | r7i.large |  
r7i.xlarge | r7i.2xlarge | r7i.4xlarge | r7i.8xlarge | r7i.12xlarge  
| r7i.16xlarge | r7i.24xlarge | r7i.48xlarge | dl2q.24xlarge | mac2-  
m2.metal | i4i.12xlarge | i4i.24xlarge | c7i.metal-24xl | c7i.metal-48xl  
| m7i.metal-24xl | m7i.metal-48xl | r7i.metal-24xl | r7i.metal-48xl |  
r7iz.metal-16xl | r7iz.metal-32xl | c7gd.metal | m7gd.metal | r7gd.metal  
| g6.xlarge | g6.2xlarge | g6.4xlarge | g6.8xlarge | g6.12xlarge |  
g6.16xlarge | g6.24xlarge | g6.48xlarge | gr6.4xlarge | gr6.8xlarge |  
c7i-flex.large | c7i-flex.xlarge | c7i-flex.2xlarge | c7i-flex.4xlarge  
| c7i-flex.8xlarge | u7i-12tb.224xlarge | u7in-16tb.224xlarge |  
u7in-24tb.224xlarge | u7in-32tb.224xlarge | u7ib-12tb.224xlarge |  
c7gn.metal | r8g.medium | r8g.large | r8g.xlarge | r8g.2xlarge |  
r8g.4xlarge | r8g.8xlarge | r8g.12xlarge | r8g.16xlarge | r8g.24xlarge |  
r8g.48xlarge | r8g.metal-24xl | r8g.metal-48xl | mac2-m1ultra.metal

Required: No

**KernelId** (request), **kernelId** (response)

The ID of the kernel.

Type: String

Required: No

**KeyName** (request), **keyName** (response)

The name of the key pair.

Type: String

Required: No

**Monitoring** (request), **monitoring** (response)


Enable or disable monitoring for the instances.

Type: [SpotFleetMonitoring](#) object

Required: No

**NetworkInterfaces** (request), **networkInterfaceSet** (response)

The network interfaces.

 **Note**

SpotFleetLaunchSpecification does not support Elastic Fabric Adapter (EFA). You must use [LaunchTemplateConfig](#) instead.

Type: Array of [InstanceNetworkInterfaceSpecification](#) objects

Required: No

**Placement** (request), **placement** (response)

The placement information.

Type: [SpotPlacement](#) object

Required: No

**RamdiskId** (request), **ramdiskId** (response)

The ID of the RAM disk. Some kernels require additional drivers at launch. Check the kernel requirements for information about whether you need to specify a RAM disk. To find kernel requirements, refer to the AWS Resource Center and search for the kernel ID.

Type: String

Required: No

**SpotPrice** (request), **spotPrice** (response)

The maximum price per unit hour that you are willing to pay for a Spot Instance. We do not recommend using this parameter because it can lead to increased interruptions. If you do not specify this parameter, you will pay the current Spot price.

**⚠ Important**

If you specify a maximum price, your instances will be interrupted more frequently than if you do not specify this parameter.

Type: String

Required: No

**SubnetId** (request), **subnetId** (response)

The IDs of the subnets in which to launch the instances. To specify multiple subnets, separate them using commas; for example, "subnet-1234abcdeexample1, subnet-0987cdef6example2".

If you specify a network interface, you must specify any subnets as part of the network interface instead of using this parameter.

Type: String

Required: No

**TagSpecifications** (request), **tagSpecificationSet** (response)

The tags to apply during creation.

Type: Array of [SpotFleetTagSpecification](#) objects

Required: No

**UserData** (request), **userData** (response)

The base64-encoded user data that instances use when starting up. User data is limited to 16 KB.

Type: String

Required: No

**WeightedCapacity** (request), **weightedCapacity** (response)

The number of units provided by the specified instance type. These are the same units that you chose to set the target capacity in terms of instances, or a performance characteristic such as vCPUs, memory, or I/O.

If the target capacity divided by this value is not a whole number, Amazon EC2 rounds the number of instances to the next whole number. If this value is not specified, the default is 1.

**Note**

When specifying weights, the price used in the `lowestPrice` and `priceCapacityOptimized` allocation strategies is per *unit* hour (where the instance price is divided by the specified weight). However, if all the specified weights are above the requested `TargetCapacity`, resulting in only 1 instance being launched, the price used is per *instance* hour.

Type: Double

Required: No

**See Also**

For more information about using this API in one of the language-specific AWS SDKs, see the following:

- [AWS SDK for C++](#)
- [AWS SDK for Java V2](#)
- [AWS SDK for Ruby V3](#)

# SpotFleetMonitoring

Describes whether monitoring is enabled.

## Contents

**Enabled** (request), **enabled** (response)

Enables monitoring for the instance.

Default: false

Type: Boolean

Required: No

## See Also

For more information about using this API in one of the language-specific AWS SDKs, see the following:

- [AWS SDK for C++](#)
- [AWS SDK for Java V2](#)
- [AWS SDK for Ruby V3](#)

# SpotFleetRequestConfig

Describes a Spot Fleet request.

## Contents

### activityStatus

The progress of the Spot Fleet request. If there is an error, the status is `error`. After all requests are placed, the status is `pending_fulfillment`. If the size of the fleet is equal to or greater than its target capacity, the status is `fulfilled`. If the size of the fleet is decreased, the status is `pending_termination` while Spot Instances are terminating.

Type: String

Valid Values: `error` | `pending_fulfillment` | `pending_termination` | `fulfilled`

Required: No

### createTime

The creation date and time of the request.

Type: Timestamp

Required: No

### spotFleetRequestConfig

The configuration of the Spot Fleet request.

Type: [SpotFleetRequestConfigData](#) object

Required: No

### spotFleetRequestId

The ID of the Spot Fleet request.

Type: String

Required: No

### spotFleetRequestState

The state of the Spot Fleet request.

Type: String

Valid Values: submitted | active | cancelled | failed | cancelled\_running | cancelled\_terminating | modifying

Required: No

### **tagSet**

The tags for a Spot Fleet resource.

Type: Array of [Tag](#) objects

Required: No

## **See Also**

For more information about using this API in one of the language-specific AWS SDKs, see the following:

- [AWS SDK for C++](#)
- [AWS SDK for Java V2](#)
- [AWS SDK for Ruby V3](#)



# SpotFleetRequestConfigData

Describes the configuration of a Spot Fleet request.

## Contents

**IamFleetRole** (request), **iamFleetRole** (response)

The Amazon Resource Name (ARN) of an AWS Identity and Access Management (IAM) role that grants the Spot Fleet the permission to request, launch, terminate, and tag instances on your behalf. For more information, see [Spot Fleet prerequisites](#) in the *Amazon EC2 User Guide*. Spot Fleet can terminate Spot Instances on your behalf when you cancel its Spot Fleet request using [CancelSpotFleetRequests](#) or when the Spot Fleet request expires, if you set `TerminateInstancesWithExpiration`.

Type: String

Required: Yes

**TargetCapacity** (request), **targetCapacity** (response)

The number of units to request for the Spot Fleet. You can choose to set the target capacity in terms of instances or a performance characteristic that is important to your application workload, such as vCPUs, memory, or I/O. If the request type is `maintain`, you can specify a target capacity of 0 and add capacity later.

Type: Integer

Required: Yes

**AllocationStrategy** (request), **allocationStrategy** (response)

The strategy that determines how to allocate the target Spot Instance capacity across the Spot Instance pools specified by the Spot Fleet launch configuration. For more information, see [Allocation strategies for Spot Instances](#) in the *Amazon EC2 User Guide*.

`priceCapacityOptimized` (recommended)

Spot Fleet identifies the pools with the highest capacity availability for the number of instances that are launching. This means that we will request Spot Instances from the pools that we believe have the lowest chance of interruption in the near term. Spot Fleet then requests Spot Instances from the lowest priced of these pools.

## capacityOptimized

Spot Fleet identifies the pools with the highest capacity availability for the number of instances that are launching. This means that we will request Spot Instances from the pools that we believe have the lowest chance of interruption in the near term. To give certain instance types a higher chance of launching first, use `capacityOptimizedPrioritized`. Set a priority for each instance type by using the `Priority` parameter for `LaunchTemplateOverrides`. You can assign the same priority to different `LaunchTemplateOverrides`. EC2 implements the priorities on a best-effort basis, but optimizes for capacity first. `capacityOptimizedPrioritized` is supported only if your Spot Fleet uses a launch template. Note that if the `OnDemandAllocationStrategy` is set to `prioritized`, the same priority is applied when fulfilling On-Demand capacity.

## diversified

Spot Fleet requests instances from all of the Spot Instance pools that you specify.

## lowestPrice (not recommended)

### Important

We don't recommend the `lowestPrice` allocation strategy because it has the highest risk of interruption for your Spot Instances.

Spot Fleet requests instances from the lowest priced Spot Instance pool that has available capacity. If the lowest priced pool doesn't have available capacity, the Spot Instances come from the next lowest priced pool that has available capacity. If a pool runs out of capacity before fulfilling your desired capacity, Spot Fleet will continue to fulfill your request by drawing from the next lowest priced pool. To ensure that your desired capacity is met, you might receive Spot Instances from several pools. Because this strategy only considers instance price and not capacity availability, it might lead to high interruption rates.

Default: `lowestPrice`

Type: String

Valid Values: `lowestPrice` | `diversified` | `capacityOptimized` | `capacityOptimizedPrioritized` | `priceCapacityOptimized`

Required: No

**ClientToken** (request), **clientToken** (response)

A unique, case-sensitive identifier that you provide to ensure the idempotency of your listings. This helps to avoid duplicate listings. For more information, see [Ensuring Idempotency](#).

Type: String

Required: No

**Context** (request), **context** (response)

Reserved.

Type: String

Required: No

**ExcessCapacityTerminationPolicy** (request), **excessCapacityTerminationPolicy** (response)

Indicates whether running instances should be terminated if you decrease the target capacity of the Spot Fleet request below the current size of the Spot Fleet.

Supported only for fleets of type `maintain`.

Type: String

Valid Values: `noTermination` | `default`

Required: No

**FulfilledCapacity** (request), **fulfilledCapacity** (response)

The number of units fulfilled by this request compared to the set target capacity. You cannot set this value.

Type: Double

Required: No

**InstanceInterruptionBehavior** (request), **instanceInterruptionBehavior** (response)

The behavior when a Spot Instance is interrupted. The default is `terminate`.

Type: String

Valid Values: `hibernate` | `stop` | `terminate`

Required: No

**InstancePoolsToUseCount** (request), **instancePoolsToUseCount** (response)

The number of Spot pools across which to allocate your target Spot capacity. Valid only when **Spot AllocationStrategy** is set to `lowest-price`. Spot Fleet selects the cheapest Spot pools and evenly allocates your target Spot capacity across the number of Spot pools that you specify.


Note that Spot Fleet attempts to draw Spot Instances from the number of pools that you specify on a best effort basis. If a pool runs out of Spot capacity before fulfilling your target capacity, Spot Fleet will continue to fulfill your request by drawing from the next cheapest pool. To ensure that your target capacity is met, you might receive Spot Instances from more than the number of pools that you specified. Similarly, if most of the pools have no Spot capacity, you might receive your full target capacity from fewer than the number of pools that you specified.

Type: Integer

Required: No

**LaunchSpecifications** (request), **launchSpecifications** (response)

The launch specifications for the Spot Fleet request. If you specify **LaunchSpecifications**, you can't specify **LaunchTemplateConfigs**. If you include On-Demand capacity in your request, you must use **LaunchTemplateConfigs**.

 **Note**

If an AMI specified in a launch specification is deregistered or disabled, no new instances can be launched from the AMI. For fleets of type `maintain`, the target capacity will not be maintained.

Type: Array of [SpotFleetLaunchSpecification](#) objects

Required: No

**LaunchTemplateConfigs** (request), **launchTemplateConfigs** (response)

The launch template and overrides. If you specify **LaunchTemplateConfigs**, you can't specify **LaunchSpecifications**. If you include On-Demand capacity in your request, you must use **LaunchTemplateConfigs**.

Type: Array of [LaunchTemplateConfig](#) objects

Required: No

**LoadBalancersConfig** (request), **loadBalancersConfig** (response)

One or more Classic Load Balancers and target groups to attach to the Spot Fleet request. Spot Fleet registers the running Spot Instances with the specified Classic Load Balancers and target groups.

With Network Load Balancers, Spot Fleet cannot register instances that have the following instance types: C1, CC1, CC2, CG1, CG2, CR1, CS1, G1, G2, H11, HS1, M1, M2, M3, and T1.

Type: [LoadBalancersConfig](#) object

Required: No

**OnDemandAllocationStrategy** (request), **onDemandAllocationStrategy** (response)

The order of the launch template overrides to use in fulfilling On-Demand capacity. If you specify `lowestPrice`, Spot Fleet uses price to determine the order, launching the lowest price first. If you specify `prioritized`, Spot Fleet uses the priority that you assign to each Spot Fleet launch template override, launching the highest priority first. If you do not specify a value, Spot Fleet defaults to `lowestPrice`.

Type: String

Valid Values: `lowestPrice` | `prioritized`

Required: No

**OnDemandFulfilledCapacity** (request), **onDemandFulfilledCapacity** (response)

The number of On-Demand units fulfilled by this request compared to the set target On-Demand capacity.


Type: Double

Required: No

**OnDemandMaxTotalPrice** (request), **onDemandMaxTotalPrice** (response)

The maximum amount per hour for On-Demand Instances that you're willing to pay. You can use the `onDemandMaxTotalPrice` parameter, the `spotMaxTotalPrice` parameter, or both parameters to ensure that your fleet cost does not exceed your budget. If you set a maximum

price per hour for the On-Demand Instances and Spot Instances in your request, Spot Fleet will launch instances until it reaches the maximum amount you're willing to pay. When the maximum amount you're willing to pay is reached, the fleet stops launching instances even if it hasn't met the target capacity.

 **Note**

If your fleet includes T instances that are configured as `unlimited`, and if their average CPU usage exceeds the baseline utilization, you will incur a charge for surplus credits. The `onDemandMaxTotalPrice` does not account for surplus credits, and, if you use surplus credits, your final cost might be higher than what you specified for `onDemandMaxTotalPrice`. For more information, see [Surplus credits can incur charges](#) in the *Amazon EC2 User Guide*.

Type: String

Required: No

**OnDemandTargetCapacity** (request), **onDemandTargetCapacity** (response)

The number of On-Demand units to request. You can choose to set the target capacity in terms of instances or a performance characteristic that is important to your application workload, such as vCPUs, memory, or I/O. If the request type is `maintain`, you can specify a target capacity of 0 and add capacity later.

Type: Integer

Required: No

**ReplaceUnhealthyInstances** (request), **replaceUnhealthyInstances** (response)

Indicates whether Spot Fleet should replace unhealthy instances.

Type: Boolean

Required: No

**SpotMaintenanceStrategies** (request), **spotMaintenanceStrategies** (response)


The strategies for managing your Spot Instances that are at an elevated risk of being interrupted.

Type: [SpotMaintenanceStrategies](#) object

Required: No

**SpotMaxTotalPrice** (request), **spotMaxTotalPrice** (response)

The maximum amount per hour for Spot Instances that you're willing to pay. You can use the `spotMaxTotalPrice` parameter, the `onDemandMaxTotalPrice` parameter, or both parameters to ensure that your fleet cost does not exceed your budget. If you set a maximum price per hour for the On-Demand Instances and Spot Instances in your request, Spot Fleet will launch instances until it reaches the maximum amount you're willing to pay. When the maximum amount you're willing to pay is reached, the fleet stops launching instances even if it hasn't met the target capacity.

 **Note**

If your fleet includes T instances that are configured as `unlimited`, and if their average CPU usage exceeds the baseline utilization, you will incur a charge for surplus credits. The `spotMaxTotalPrice` does not account for surplus credits, and, if you use surplus credits, your final cost might be higher than what you specified for `spotMaxTotalPrice`. For more information, see [Surplus credits can incur charges](#) in the *Amazon EC2 User Guide*.

Type: String

Required: No

**SpotPrice** (request), **spotPrice** (response)

The maximum price per unit hour that you are willing to pay for a Spot Instance. We do not recommend using this parameter because it can lead to increased interruptions. If you do not specify this parameter, you will pay the current Spot price.

 **Important**

If you specify a maximum price, your instances will be interrupted more frequently than if you do not specify this parameter.

Type: String

Required: No

**TagSpecifications** (request), **TagSpecification** (response)

The key-value pair for tagging the Spot Fleet request on creation. The value for `ResourceType` must be `spot-fleet-request`, otherwise the Spot Fleet request fails. To tag instances at launch, specify the tags in the [launch template](#) (valid only if you use `LaunchTemplateConfigs`) or in the [SpotFleetTagSpecification](#) (valid only if you use `LaunchSpecifications`). For information about tagging after launch, see [Tag your resources](#).

Type: Array of [TagSpecification](#) objects

Required: No

**TargetCapacityUnitType** (request), **targetCapacityUnitType** (response)

The unit for the target capacity. You can specify this parameter only when using attribute-based instance type selection.

Default: `units` (the number of instances)

Type: String

Valid Values: `vcpu` | `memory-mib` | `units`

Required: No

**TerminateInstancesWithExpiration** (request), **terminateInstancesWithExpiration** (response)

Indicates whether running Spot Instances are terminated when the Spot Fleet request expires.

Type: Boolean

Required: No

**Type** (request), **type** (response)

The type of request. Indicates whether the Spot Fleet only requests the target capacity or also attempts to maintain it. When this value is `request`, the Spot Fleet only places the required requests. It does not attempt to replenish Spot Instances if capacity is diminished, nor does it submit requests in alternative Spot pools if capacity is not available. When this value is `maintain`, the Spot Fleet maintains the target capacity. The Spot Fleet places the required requests to meet capacity and automatically replenishes any interrupted instances. Default: `maintain`. `instant` is listed but is not used by Spot Fleet.



Type: String

Valid Values: request | maintain | instant

Required: No

**ValidFrom** (request), **validFrom** (response)

The start date and time of the request, in UTC format (YYYY-MM-DDTHH:MM:SSZ). By default, Amazon EC2 starts fulfilling the request immediately.

Type: Timestamp

Required: No

**ValidUntil** (request), **validUntil** (response)

The end date and time of the request, in UTC format (YYYY-MM-DDTHH:MM:SSZ). After the end date and time, no new Spot Instance requests are placed or able to fulfill the request. If no value is specified, the Spot Fleet request remains until you cancel it.

Type: Timestamp

Required: No

## See Also

For more information about using this API in one of the language-specific AWS SDKs, see the following:

- [AWS SDK for C++](#)
- [AWS SDK for Java V2](#)
- [AWS SDK for Ruby V3](#)

# SpotFleetTagSpecification

The tags for a Spot Fleet resource.

## Contents

**ResourceType** (request), **resourceType** (response)

The type of resource. Currently, the only resource type that is supported is instance. To tag the Spot Fleet request on creation, use the TagSpecifications parameter in [SpotFleetRequestConfigData](#) .

Type: String

Valid Values: capacity-reservation | client-vpn-endpoint | customer-gateway | carrier-gateway | coip-pool | dedicated-host | dhcp-options | egress-only-internet-gateway | elastic-ip | elastic-gpu | export-image-task | export-instance-task | fleet | fpga-image | host-reservation | image | import-image-task | import-snapshot-task | instance | instance-event-window | internet-gateway | ipam | ipam-pool | ipam-scope | ipv4pool-ec2 | ipv6pool-ec2 | key-pair | launch-template | local-gateway | local-gateway-route-table | local-gateway-virtual-interface | local-gateway-virtual-interface-group | local-gateway-route-table-vpc-association | local-gateway-route-table-virtual-interface-group-association | natgateway | network-acl | network-interface | network-insights-analysis | network-insights-path | network-insights-access-scope | network-insights-access-scope-analysis | placement-group | prefix-list | replace-root-volume-task | reserved-instances | route-table | security-group | security-group-rule | snapshot | spot-fleet-request | spot-instances-request | subnet | subnet-cidr-reservation | traffic-mirror-filter | traffic-mirror-session | traffic-mirror-target | transit-gateway | transit-gateway-attachment | transit-gateway-connect-peer | transit-gateway-multicast-domain | transit-gateway-policy-table | transit-gateway-route-table | transit-gateway-route-table-announcement | volume | vpc | vpc-endpoint | vpc-endpoint-connection | vpc-endpoint-service | vpc-endpoint-service-permission | vpc-peering-connection | vpn-connection | vpn-gateway | vpc-flow-log | capacity-reservation-fleet | traffic-mirror-filter-rule | vpc-endpoint-connection-device-type

| `verified-access-instance` | `verified-access-group` | `verified-access-endpoint` | `verified-access-policy` | `verified-access-trust-provider` | `vpn-connection-device-type` | `vpc-block-public-access-exclusion` | `ipam-resource-discovery` | `ipam-resource-discovery-association` | `instance-connect-endpoint` | `ipam-external-resource-verification-token`

Required: No

**Tags** (request), **tag** (response)

The tags.

Type: Array of [Tag](#) objects

Required: No

## See Also

For more information about using this API in one of the language-specific AWS SDKs, see the following:

- [AWS SDK for C++](#)
- [AWS SDK for Java V2](#)
- [AWS SDK for Ruby V3](#)

# SpotInstanceRequest

Describes a Spot Instance request.

## Contents

### **actualBlockHourlyPrice**

Deprecated.

Type: String

Required: No

### **availabilityZoneGroup**

The Availability Zone group. If you specify the same Availability Zone group for all Spot Instance requests, all Spot Instances are launched in the same Availability Zone.

Type: String

Required: No

### **blockDurationMinutes**

Deprecated.

Type: Integer

Required: No

### **createTime**

The date and time when the Spot Instance request was created, in UTC format (for example, *YYYY-MM-DDTHH:MM:SSZ*).

Type: Timestamp

Required: No

### **fault**

The fault codes for the Spot Instance request, if any.

Type: [SpotInstanceStateFault](#) object

Required: No

### **instanceId**

The instance ID, if an instance has been launched to fulfill the Spot Instance request.

Type: String

Required: No

### **instanceInterruptionBehavior**

The behavior when a Spot Instance is interrupted.

Type: String

Valid Values: hibernate | stop | terminate

Required: No

### **launchedAvailabilityZone**

The Availability Zone in which the request is launched.

Type: String

Required: No

### **launchGroup**

The instance launch group. Launch groups are Spot Instances that launch together and terminate together.

Type: String

Required: No

### **launchSpecification**

Additional information for launching instances.

Type: [LaunchSpecification](#) object

Required: No

### **productDescription**

The product description associated with the Spot Instance.

Type: String

Valid Values: Linux/UNIX | Linux/UNIX (Amazon VPC) | Windows | Windows (Amazon VPC)

Required: No

### **spotInstanceId**

The ID of the Spot Instance request.

Type: String

Required: No

### **spotPrice**

The maximum price per unit hour that you are willing to pay for a Spot Instance. We do not recommend using this parameter because it can lead to increased interruptions. If you do not specify this parameter, you will pay the current Spot price.

#### **Important**

If you specify a maximum price, your instances will be interrupted more frequently than if you do not specify this parameter.

Type: String

Required: No

### **state**

The state of the Spot Instance request. Spot request status information helps track your Spot Instance requests. For more information, see [Spot request status](#) in the *Amazon EC2 User Guide*.

Type: String

Valid Values: open | active | closed | cancelled | failed

Required: No

### **status**

The status code and status message describing the Spot Instance request.

Type: [SpotInstanceStatus](#) object

Required: No

### **tagSet**

Any tags assigned to the resource.

Type: Array of [Tag](#) objects

Required: No

### **type**

The Spot Instance request type.

Type: String

Valid Values: one-time | persistent

Required: No

### **validFrom**

The start date of the request, in UTC format (for example, *YYYY-MM-DDTHH:MM:SSZ*). The request becomes active at this date and time.

Type: Timestamp

Required: No

### **validUntil**

The end date of the request, in UTC format (*YYYY-MM-DDTHH:MM:SSZ*).

- For a persistent request, the request remains active until the `validUntil` date and time is reached. Otherwise, the request remains active until you cancel it.
- For a one-time request, the request remains active until all instances launch, the request is canceled, or the `validUntil` date and time is reached. By default, the request is valid for 7 days from the date the request was created.

Type: Timestamp

Required: No

## See Also

For more information about using this API in one of the language-specific AWS SDKs, see the following:

- [AWS SDK for C++](#)
- [AWS SDK for Java V2](#)
- [AWS SDK for Ruby V3](#)



# SpotInstanceStateFault

Describes a Spot Instance state change.

## Contents

### code

The reason code for the Spot Instance state change.

Type: String

Required: No

### message

The message for the Spot Instance state change.

Type: String

Required: No

## See Also

For more information about using this API in one of the language-specific AWS SDKs, see the following:

- [AWS SDK for C++](#)
- [AWS SDK for Java V2](#)
- [AWS SDK for Ruby V3](#)

# SpotInstanceStatus

Describes the status of a Spot Instance request.

## Contents

### code

The status code. For a list of status codes, see [Spot request status codes](#) in the *Amazon EC2 User Guide*.

Type: String

Required: No

### message

The description for the status code.

Type: String

Required: No

### updateTime

The date and time of the most recent status update, in UTC format (for example, `YYYY-MM-DDTHH:MM:SSZ`).

Type: Timestamp

Required: No

## See Also

For more information about using this API in one of the language-specific AWS SDKs, see the following:

- [AWS SDK for C++](#)
- [AWS SDK for Java V2](#)
- [AWS SDK for Ruby V3](#)

# SpotMaintenanceStrategies

The strategies for managing your Spot Instances that are at an elevated risk of being interrupted.

## Contents

**CapacityRebalance** (request), **capacityRebalance** (response)

The Spot Instance replacement strategy to use when Amazon EC2 emits a signal that your Spot Instance is at an elevated risk of being interrupted. For more information, see [Capacity rebalancing](#) in the *Amazon EC2 User Guide*.

Type: [SpotCapacityRebalance](#) object

Required: No

## See Also

For more information about using this API in one of the language-specific AWS SDKs, see the following:

- [AWS SDK for C++](#)
- [AWS SDK for Java V2](#)
- [AWS SDK for Ruby V3](#)

# SpotMarketOptions

The options for Spot Instances.

## Contents

### BlockDurationMinutes

Deprecated.

Type: Integer

Required: No

### InstanceInterruptionBehavior

The behavior when a Spot Instance is interrupted.

If Configured (for [HibernationOptions](#)) is set to true, the InstanceInterruptionBehavior parameter is automatically set to hibernate. If you set it to stop or terminate, you'll get an error.

If Configured (for [HibernationOptions](#)) is set to false or null, the InstanceInterruptionBehavior parameter is automatically set to terminate. You can also set it to stop or hibernate.

For more information, see [Interruption behavior](#) in the *Amazon EC2 User Guide*.

Type: String

Valid Values: hibernate | stop | terminate

Required: No

### MaxPrice

The maximum hourly price that you're willing to pay for a Spot Instance. We do not recommend using this parameter because it can lead to increased interruptions. If you do not specify this parameter, you will pay the current Spot price.

**⚠ Important**

If you specify a maximum price, your Spot Instances will be interrupted more frequently than if you do not specify this parameter.

Type: String

Required: No

**SpotInstanceType**

The Spot Instance request type. For [RunInstances](#), persistent Spot Instance requests are only supported when the instance interruption behavior is either `hibernate` or `stop`.

Type: String

Valid Values: `one-time` | `persistent`

Required: No

**ValidUntil**

The end date of the request, in UTC format (`YYYY-MM-DDTHH:MM:SSZ`). Supported only for persistent requests.

- For a persistent request, the request remains active until the `ValidUntil` date and time is reached. Otherwise, the request remains active until you cancel it.
- For a one-time request, `ValidUntil` is not supported. The request remains active until all instances launch or you cancel the request.

Type: Timestamp

Required: No

**See Also**

For more information about using this API in one of the language-specific AWS SDKs, see the following:

- [AWS SDK for C++](#)
- [AWS SDK for Java V2](#)

- [AWS SDK for Ruby V3](#)

# SpotOptions

Describes the configuration of Spot Instances in an EC2 Fleet.

## Contents

### allocationStrategy

The strategy that determines how to allocate the target Spot Instance capacity across the Spot Instance pools specified by the EC2 Fleet launch configuration. For more information, see [Allocation strategies for Spot Instances](#) in the *Amazon EC2 User Guide*.

price-capacity-optimized (recommended)

EC2 Fleet identifies the pools with the highest capacity availability for the number of instances that are launching. This means that we will request Spot Instances from the pools that we believe have the lowest chance of interruption in the near term. EC2 Fleet then requests Spot Instances from the lowest priced of these pools.

capacity-optimized

EC2 Fleet identifies the pools with the highest capacity availability for the number of instances that are launching. This means that we will request Spot Instances from the pools that we believe have the lowest chance of interruption in the near term. To give certain instance types a higher chance of launching first, use `capacity-optimized-prioritized`. Set a priority for each instance type by using the `Priority` parameter for `LaunchTemplateOverrides`. You can assign the same priority to different `LaunchTemplateOverrides`. EC2 implements the priorities on a best-effort basis, but optimizes for capacity first. `capacity-optimized-prioritized` is supported only if your EC2 Fleet uses a launch template. Note that if the `On-Demand AllocationStrategy` is set to `prioritized`, the same priority is applied when fulfilling On-Demand capacity.

diversified

EC2 Fleet requests instances from all of the Spot Instance pools that you specify.

lowest-price (not recommended)

#### Important

We don't recommend the `lowest-price` allocation strategy because it has the highest risk of interruption for your Spot Instances.

EC2 Fleet requests instances from the lowest priced Spot Instance pool that has available capacity. If the lowest priced pool doesn't have available capacity, the Spot Instances come from the next lowest priced pool that has available capacity. If a pool runs out of capacity before fulfilling your desired capacity, EC2 Fleet will continue to fulfill your request by drawing from the next lowest priced pool. To ensure that your desired capacity is met, you might receive Spot Instances from several pools. Because this strategy only considers instance price and not capacity availability, it might lead to high interruption rates.

Default: `lowest-price`

Type: String

Valid Values: `lowest-price` | `diversified` | `capacity-optimized` | `capacity-optimized-prioritized` | `price-capacity-optimized`

Required: No

### **instanceInterruptionBehavior**

The behavior when a Spot Instance is interrupted.

Default: `terminate`

Type: String

Valid Values: `hibernate` | `stop` | `terminate`

Required: No

### **instancePoolsToUseCount**

The number of Spot pools across which to allocate your target Spot capacity. Supported only when `AllocationStrategy` is set to `lowest-price`. EC2 Fleet selects the cheapest Spot pools and evenly allocates your target Spot capacity across the number of Spot pools that you specify.

Note that EC2 Fleet attempts to draw Spot Instances from the number of pools that you specify on a best effort basis. If a pool runs out of Spot capacity before fulfilling your target capacity, EC2 Fleet will continue to fulfill your request by drawing from the next cheapest pool. To ensure that your target capacity is met, you might receive Spot Instances from more than the number of pools that you specified. Similarly, if most of the pools have no Spot capacity, you might receive your full target capacity from fewer than the number of pools that you specified.



Type: Integer

Required: No

### **maintenanceStrategies**

The strategies for managing your workloads on your Spot Instances that will be interrupted. Currently only the capacity rebalance strategy is available.

Type: [FleetSpotMaintenanceStrategies](#) object

Required: No

### **maxTotalPrice**

The maximum amount per hour for Spot Instances that you're willing to pay. We do not recommend using this parameter because it can lead to increased interruptions. If you do not specify this parameter, you will pay the current Spot price.

#### **Important**

If you specify a maximum price, your Spot Instances will be interrupted more frequently than if you do not specify this parameter.

#### **Note**

If your fleet includes T instances that are configured as `unlimited`, and if their average CPU usage exceeds the baseline utilization, you will incur a charge for surplus credits. The `maxTotalPrice` does not account for surplus credits, and, if you use surplus credits, your final cost might be higher than what you specified for `maxTotalPrice`. For more information, see [Surplus credits can incur charges](#) in the *Amazon EC2 User Guide*.

Type: String

Required: No

### **minTargetCapacity**

The minimum target capacity for Spot Instances in the fleet. If this minimum capacity isn't reached, no instances are launched.

Constraints: Maximum value of 1000. Supported only for fleets of type `instant`.

At least one of the following must be specified: `SingleAvailabilityZone` | `SingleInstanceType`

Type: Integer

Required: No

### **singleAvailabilityZone**

Indicates that the fleet launches all Spot Instances into a single Availability Zone.

Supported only for fleets of type `instant`.

Type: Boolean

Required: No

### **singleInstanceType**

Indicates that the fleet uses a single instance type to launch all Spot Instances in the fleet.

Supported only for fleets of type `instant`.

Type: Boolean

Required: No

## **See Also**

For more information about using this API in one of the language-specific AWS SDKs, see the following:

- [AWS SDK for C++](#)
- [AWS SDK for Java V2](#)
- [AWS SDK for Ruby V3](#)

# SpotOptionsRequest

Describes the configuration of Spot Instances in an EC2 Fleet request.

## Contents

### AllocationStrategy

The strategy that determines how to allocate the target Spot Instance capacity across the Spot Instance pools specified by the EC2 Fleet launch configuration. For more information, see [Allocation strategies for Spot Instances](#) in the *Amazon EC2 User Guide*.

price-capacity-optimized (recommended)

EC2 Fleet identifies the pools with the highest capacity availability for the number of instances that are launching. This means that we will request Spot Instances from the pools that we believe have the lowest chance of interruption in the near term. EC2 Fleet then requests Spot Instances from the lowest priced of these pools.

capacity-optimized

EC2 Fleet identifies the pools with the highest capacity availability for the number of instances that are launching. This means that we will request Spot Instances from the pools that we believe have the lowest chance of interruption in the near term. To give certain instance types a higher chance of launching first, use `capacity-optimized-prioritized`. Set a priority for each instance type by using the `Priority` parameter for `LaunchTemplateOverrides`. You can assign the same priority to different `LaunchTemplateOverrides`. EC2 implements the priorities on a best-effort basis, but optimizes for capacity first. `capacity-optimized-prioritized` is supported only if your EC2 Fleet uses a launch template. Note that if the `On-Demand AllocationStrategy` is set to `prioritized`, the same priority is applied when fulfilling On-Demand capacity.

diversified

EC2 Fleet requests instances from all of the Spot Instance pools that you specify.

lowest-price (not recommended)

#### Important

We don't recommend the `lowest-price` allocation strategy because it has the highest risk of interruption for your Spot Instances.

EC2 Fleet requests instances from the lowest priced Spot Instance pool that has available capacity. If the lowest priced pool doesn't have available capacity, the Spot Instances come from the next lowest priced pool that has available capacity. If a pool runs out of capacity before fulfilling your desired capacity, EC2 Fleet will continue to fulfill your request by drawing from the next lowest priced pool. To ensure that your desired capacity is met, you might receive Spot Instances from several pools. Because this strategy only considers instance price and not capacity availability, it might lead to high interruption rates.

Default: `lowest-price`

Type: String

Valid Values: `lowest-price` | `diversified` | `capacity-optimized` | `capacity-optimized-prioritized` | `price-capacity-optimized`

Required: No

### **InstanceInterruptionBehavior**

The behavior when a Spot Instance is interrupted.

Default: `terminate`

Type: String

Valid Values: `hibernate` | `stop` | `terminate`

Required: No

### **InstancePoolsToUseCount**

The number of Spot pools across which to allocate your target Spot capacity. Supported only when `SpotAllocationStrategy` is set to `lowest-price`. EC2 Fleet selects the cheapest Spot pools and evenly allocates your target Spot capacity across the number of Spot pools that you specify.

Note that EC2 Fleet attempts to draw Spot Instances from the number of pools that you specify on a best effort basis. If a pool runs out of Spot capacity before fulfilling your target capacity, EC2 Fleet will continue to fulfill your request by drawing from the next cheapest pool. To ensure that your target capacity is met, you might receive Spot Instances from more than the number of pools that you specified. Similarly, if most of the pools have no Spot capacity, you might receive your full target capacity from fewer than the number of pools that you specified.

Type: Integer

Required: No

### MaintenanceStrategies

The strategies for managing your Spot Instances that are at an elevated risk of being interrupted.

Type: [FleetSpotMaintenanceStrategiesRequest](#) object

Required: No

### MaxTotalPrice

The maximum amount per hour for Spot Instances that you're willing to pay. We do not recommend using this parameter because it can lead to increased interruptions. If you do not specify this parameter, you will pay the current Spot price.

#### Important

If you specify a maximum price, your Spot Instances will be interrupted more frequently than if you do not specify this parameter.

#### Note

If your fleet includes T instances that are configured as `unlimited`, and if their average CPU usage exceeds the baseline utilization, you will incur a charge for surplus credits. The `MaxTotalPrice` does not account for surplus credits, and, if you use surplus credits, your final cost might be higher than what you specified for `MaxTotalPrice`. For more information, see [Surplus credits can incur charges](#) in the *Amazon EC2 User Guide*.

Type: String

Required: No

### MinTargetCapacity

The minimum target capacity for Spot Instances in the fleet. If this minimum capacity isn't reached, no instances are launched.

Constraints: Maximum value of 1000. Supported only for fleets of type `instant`.

At least one of the following must be specified: `SingleAvailabilityZone` | `SingleInstanceType`

Type: Integer

Required: No

### **SingleAvailabilityZone**

Indicates that the fleet launches all Spot Instances into a single Availability Zone.

Supported only for fleets of type `instant`.

Type: Boolean

Required: No

### **SingleInstanceType**

Indicates that the fleet uses a single instance type to launch all Spot Instances in the fleet.

Supported only for fleets of type `instant`.

Type: Boolean

Required: No

## **See Also**

For more information about using this API in one of the language-specific AWS SDKs, see the following:

- [AWS SDK for C++](#)
- [AWS SDK for Java V2](#)
- [AWS SDK for Ruby V3](#)

# SpotPlacement

Describes Spot Instance placement.

## Contents

### **AvailabilityZone** (request), **availabilityZone** (response)

The Availability Zone.

[Spot Fleet only] To specify multiple Availability Zones, separate them using commas; for example, "us-west-2a, us-west-2b".

Type: String

Required: No

### **GroupName** (request), **groupName** (response)

The name of the placement group.

Type: String

Required: No

### **Tenancy** (request), **tenancy** (response)

The tenancy of the instance (if the instance is running in a VPC). An instance with a tenancy of dedicated runs on single-tenant hardware. The host tenancy is not supported for Spot Instances.

Type: String

Valid Values: default | dedicated | host

Required: No

## See Also

For more information about using this API in one of the language-specific AWS SDKs, see the following:

- [AWS SDK for C++](#)

- [AWS SDK for Java V2](#)
- [AWS SDK for Ruby V3](#)



# SpotPlacementScore

The Spot placement score for this Region or Availability Zone. The score is calculated based on the assumption that the capacity-optimized allocation strategy is used and that all of the Availability Zones in the Region can be used.

## Contents

### **availabilityZoneId**

The Availability Zone.

Type: String

Required: No

### **region**

The Region.

Type: String

Required: No

### **score**

The placement score, on a scale from 1 to 10. A score of 10 indicates that your Spot request is highly likely to succeed in this Region or Availability Zone. A score of 1 indicates that your Spot request is not likely to succeed.

Type: Integer

Required: No

## See Also

For more information about using this API in one of the language-specific AWS SDKs, see the following:

- [AWS SDK for C++](#)
- [AWS SDK for Java V2](#)

- [AWS SDK for Ruby V3](#)

# SpotPrice

The maximum price per unit hour that you are willing to pay for a Spot Instance. We do not recommend using this parameter because it can lead to increased interruptions. If you do not specify this parameter, you will pay the current Spot price.

## Important

If you specify a maximum price, your instances will be interrupted more frequently than if you do not specify this parameter.

## Contents

### availabilityZone

The Availability Zone.

Type: String

Required: No

### instanceType

The instance type.

Type: String

Valid Values: a1.medium | a1.large | a1.xlarge | a1.2xlarge | a1.4xlarge | a1.metal | c1.medium | c1.xlarge | c3.large | c3.xlarge | c3.2xlarge | c3.4xlarge | c3.8xlarge | c4.large | c4.xlarge | c4.2xlarge | c4.4xlarge | c4.8xlarge | c5.large | c5.xlarge | c5.2xlarge | c5.4xlarge | c5.9xlarge | c5.12xlarge | c5.18xlarge | c5.24xlarge | c5.metal | c5a.large | c5a.xlarge | c5a.2xlarge | c5a.4xlarge | c5a.8xlarge | c5a.12xlarge | c5a.16xlarge | c5a.24xlarge | c5ad.large | c5ad.xlarge | c5ad.2xlarge | c5ad.4xlarge | c5ad.8xlarge | c5ad.12xlarge | c5ad.16xlarge | c5ad.24xlarge | c5d.large | c5d.xlarge | c5d.2xlarge | c5d.4xlarge | c5d.9xlarge | c5d.12xlarge | c5d.18xlarge | c5d.24xlarge | c5d.metal | c5n.large | c5n.xlarge | c5n.2xlarge | c5n.4xlarge | c5n.9xlarge | c5n.18xlarge | c5n.metal | c6g.medium | c6g.large |

c6g.xlarge | c6g.2xlarge | c6g.4xlarge | c6g.8xlarge | c6g.12xlarge  
| c6g.16xlarge | c6g.metal | c6gd.medium | c6gd.large | c6gd.xlarge  
| c6gd.2xlarge | c6gd.4xlarge | c6gd.8xlarge | c6gd.12xlarge |  
c6gd.16xlarge | c6gd.metal | c6gn.medium | c6gn.large | c6gn.xlarge  
| c6gn.2xlarge | c6gn.4xlarge | c6gn.8xlarge | c6gn.12xlarge |  
c6gn.16xlarge | c6i.large | c6i.xlarge | c6i.2xlarge | c6i.4xlarge |  
c6i.8xlarge | c6i.12xlarge | c6i.16xlarge | c6i.24xlarge | c6i.32xlarge  
| c6i.metal | cc1.4xlarge | cc2.8xlarge | cg1.4xlarge | cr1.8xlarge  
| d2.xlarge | d2.2xlarge | d2.4xlarge | d2.8xlarge | d3.xlarge |  
d3.2xlarge | d3.4xlarge | d3.8xlarge | d3en.xlarge | d3en.2xlarge  
| d3en.4xlarge | d3en.6xlarge | d3en.8xlarge | d3en.12xlarge |  
dl1.24xlarge | f1.2xlarge | f1.4xlarge | f1.16xlarge | g2.2xlarge  
| g2.8xlarge | g3.4xlarge | g3.8xlarge | g3.16xlarge | g3s.xlarge |  
g4ad.xlarge | g4ad.2xlarge | g4ad.4xlarge | g4ad.8xlarge | g4ad.16xlarge  
| g4dn.xlarge | g4dn.2xlarge | g4dn.4xlarge | g4dn.8xlarge |  
g4dn.12xlarge | g4dn.16xlarge | g4dn.metal | g5.xlarge | g5.2xlarge  
| g5.4xlarge | g5.8xlarge | g5.12xlarge | g5.16xlarge | g5.24xlarge |  
g5.48xlarge | g5g.xlarge | g5g.2xlarge | g5g.4xlarge | g5g.8xlarge |  
g5g.16xlarge | g5g.metal | hi1.4xlarge | hpc6a.48xlarge | hs1.8xlarge  
| h1.2xlarge | h1.4xlarge | h1.8xlarge | h1.16xlarge | i2.xlarge  
| i2.2xlarge | i2.4xlarge | i2.8xlarge | i3.large | i3.xlarge |  
i3.2xlarge | i3.4xlarge | i3.8xlarge | i3.16xlarge | i3.metal |  
i3en.large | i3en.xlarge | i3en.2xlarge | i3en.3xlarge | i3en.6xlarge |  
i3en.12xlarge | i3en.24xlarge | i3en.metal | im4gn.large | im4gn.xlarge  
| im4gn.2xlarge | im4gn.4xlarge | im4gn.8xlarge | im4gn.16xlarge  
| inf1.xlarge | inf1.2xlarge | inf1.6xlarge | inf1.24xlarge |  
is4gen.medium | is4gen.large | is4gen.xlarge | is4gen.2xlarge |  
is4gen.4xlarge | is4gen.8xlarge | m1.small | m1.medium | m1.large  
| m1.xlarge | m2.xlarge | m2.2xlarge | m2.4xlarge | m3.medium |  
m3.large | m3.xlarge | m3.2xlarge | m4.large | m4.xlarge | m4.2xlarge  
| m4.4xlarge | m4.10xlarge | m4.16xlarge | m5.large | m5.xlarge |  
m5.2xlarge | m5.4xlarge | m5.8xlarge | m5.12xlarge | m5.16xlarge  
| m5.24xlarge | m5.metal | m5a.large | m5a.xlarge | m5a.2xlarge |  
m5a.4xlarge | m5a.8xlarge | m5a.12xlarge | m5a.16xlarge | m5a.24xlarge  
| m5ad.large | m5ad.xlarge | m5ad.2xlarge | m5ad.4xlarge | m5ad.8xlarge  
| m5ad.12xlarge | m5ad.16xlarge | m5ad.24xlarge | m5d.large | m5d.xlarge

| m5d.2xlarge | m5d.4xlarge | m5d.8xlarge | m5d.12xlarge | m5d.16xlarge  
| m5d.24xlarge | m5d.metal | m5dn.large | m5dn.xlarge | m5dn.2xlarge  
| m5dn.4xlarge | m5dn.8xlarge | m5dn.12xlarge | m5dn.16xlarge |  
m5dn.24xlarge | m5dn.metal | m5n.large | m5n.xlarge | m5n.2xlarge |  
m5n.4xlarge | m5n.8xlarge | m5n.12xlarge | m5n.16xlarge | m5n.24xlarge  
| m5n.metal | m5zn.large | m5zn.xlarge | m5zn.2xlarge | m5zn.3xlarge  
| m5zn.6xlarge | m5zn.12xlarge | m5zn.metal | m6a.large | m6a.xlarge |  
m6a.2xlarge | m6a.4xlarge | m6a.8xlarge | m6a.12xlarge | m6a.16xlarge  
| m6a.24xlarge | m6a.32xlarge | m6a.48xlarge | m6g.metal | m6g.medium  
| m6g.large | m6g.xlarge | m6g.2xlarge | m6g.4xlarge | m6g.8xlarge |  
m6g.12xlarge | m6g.16xlarge | m6gd.metal | m6gd.medium | m6gd.large |  
m6gd.xlarge | m6gd.2xlarge | m6gd.4xlarge | m6gd.8xlarge | m6gd.12xlarge  
| m6gd.16xlarge | m6i.large | m6i.xlarge | m6i.2xlarge | m6i.4xlarge |  
m6i.8xlarge | m6i.12xlarge | m6i.16xlarge | m6i.24xlarge | m6i.32xlarge  
| m6i.metal | mac1.metal | p2.xlarge | p2.8xlarge | p2.16xlarge |  
p3.2xlarge | p3.8xlarge | p3.16xlarge | p3dn.24xlarge | p4d.24xlarge |  
r3.large | r3.xlarge | r3.2xlarge | r3.4xlarge | r3.8xlarge | r4.large  
| r4.xlarge | r4.2xlarge | r4.4xlarge | r4.8xlarge | r4.16xlarge  
| r5.large | r5.xlarge | r5.2xlarge | r5.4xlarge | r5.8xlarge |  
r5.12xlarge | r5.16xlarge | r5.24xlarge | r5.metal | r5a.large |  
r5a.xlarge | r5a.2xlarge | r5a.4xlarge | r5a.8xlarge | r5a.12xlarge |  
r5a.16xlarge | r5a.24xlarge | r5ad.large | r5ad.xlarge | r5ad.2xlarge  
| r5ad.4xlarge | r5ad.8xlarge | r5ad.12xlarge | r5ad.16xlarge |  
r5ad.24xlarge | r5b.large | r5b.xlarge | r5b.2xlarge | r5b.4xlarge |  
r5b.8xlarge | r5b.12xlarge | r5b.16xlarge | r5b.24xlarge | r5b.metal  
| r5d.large | r5d.xlarge | r5d.2xlarge | r5d.4xlarge | r5d.8xlarge |  
r5d.12xlarge | r5d.16xlarge | r5d.24xlarge | r5d.metal | r5dn.large |  
r5dn.xlarge | r5dn.2xlarge | r5dn.4xlarge | r5dn.8xlarge | r5dn.12xlarge  
| r5dn.16xlarge | r5dn.24xlarge | r5dn.metal | r5n.large | r5n.xlarge  
| r5n.2xlarge | r5n.4xlarge | r5n.8xlarge | r5n.12xlarge | r5n.16xlarge  
| r5n.24xlarge | r5n.metal | r6g.medium | r6g.large | r6g.xlarge |  
r6g.2xlarge | r6g.4xlarge | r6g.8xlarge | r6g.12xlarge | r6g.16xlarge  
| r6g.metal | r6gd.medium | r6gd.large | r6gd.xlarge | r6gd.2xlarge  
| r6gd.4xlarge | r6gd.8xlarge | r6gd.12xlarge | r6gd.16xlarge |  
r6gd.metal | r6i.large | r6i.xlarge | r6i.2xlarge | r6i.4xlarge |  
r6i.8xlarge | r6i.12xlarge | r6i.16xlarge | r6i.24xlarge | r6i.32xlarge

| r6i.metal | t1.micro | t2.nano | t2.micro | t2.small | t2.medium | t2.large | t2.xlarge | t2.2xlarge | t3.nano | t3.micro | t3.small | t3.medium | t3.large | t3.xlarge | t3.2xlarge | t3a.nano | t3a.micro | t3a.small | t3a.medium | t3a.large | t3a.xlarge | t3a.2xlarge | t4g.nano | t4g.micro | t4g.small | t4g.medium | t4g.large | t4g.xlarge | t4g.2xlarge | u-6tb1.56xlarge | u-6tb1.112xlarge | u-9tb1.112xlarge | u-12tb1.112xlarge | u-6tb1.metal | u-9tb1.metal | u-12tb1.metal | u-18tb1.metal | u-24tb1.metal | vt1.3xlarge | vt1.6xlarge | vt1.24xlarge | x1.16xlarge | x1.32xlarge | x1e.xlarge | x1e.2xlarge | x1e.4xlarge | x1e.8xlarge | x1e.16xlarge | x1e.32xlarge | x2iezn.2xlarge | x2iezn.4xlarge | x2iezn.6xlarge | x2iezn.8xlarge | x2iezn.12xlarge | x2iezn.metal | x2gd.medium | x2gd.large | x2gd.xlarge | x2gd.2xlarge | x2gd.4xlarge | x2gd.8xlarge | x2gd.12xlarge | x2gd.16xlarge | x2gd.metal | z1d.large | z1d.xlarge | z1d.2xlarge | z1d.3xlarge | z1d.6xlarge | z1d.12xlarge | z1d.metal | x2idn.16xlarge | x2idn.24xlarge | x2idn.32xlarge | x2iedn.xlarge | x2iedn.2xlarge | x2iedn.4xlarge | x2iedn.8xlarge | x2iedn.16xlarge | x2iedn.24xlarge | x2iedn.32xlarge | c6a.large | c6a.xlarge | c6a.2xlarge | c6a.4xlarge | c6a.8xlarge | c6a.12xlarge | c6a.16xlarge | c6a.24xlarge | c6a.32xlarge | c6a.48xlarge | c6a.metal | m6a.metal | i4i.large | i4i.xlarge | i4i.2xlarge | i4i.4xlarge | i4i.8xlarge | i4i.16xlarge | i4i.32xlarge | i4i.metal | x2idn.metal | x2iedn.metal | c7g.medium | c7g.large | c7g.xlarge | c7g.2xlarge | c7g.4xlarge | c7g.8xlarge | c7g.12xlarge | c7g.16xlarge | mac2.metal | c6id.large | c6id.xlarge | c6id.2xlarge | c6id.4xlarge | c6id.8xlarge | c6id.12xlarge | c6id.16xlarge | c6id.24xlarge | c6id.32xlarge | c6id.metal | m6id.large | m6id.xlarge | m6id.2xlarge | m6id.4xlarge | m6id.8xlarge | m6id.12xlarge | m6id.16xlarge | m6id.24xlarge | m6id.32xlarge | m6id.metal | r6id.large | r6id.xlarge | r6id.2xlarge | r6id.4xlarge | r6id.8xlarge | r6id.12xlarge | r6id.16xlarge | r6id.24xlarge | r6id.32xlarge | r6id.metal | r6a.large | r6a.xlarge | r6a.2xlarge | r6a.4xlarge | r6a.8xlarge | r6a.12xlarge | r6a.16xlarge | r6a.24xlarge | r6a.32xlarge | r6a.48xlarge | r6a.metal | p4de.24xlarge | u-3tb1.56xlarge | u-18tb1.112xlarge | u-24tb1.112xlarge | trn1.2xlarge | trn1.32xlarge | hpc6id.32xlarge | c6in.large | c6in.xlarge | c6in.2xlarge | c6in.4xlarge | c6in.8xlarge | c6in.12xlarge | c6in.16xlarge | c6in.24xlarge | c6in.32xlarge |

m6in.large | m6in.xlarge | m6in.2xlarge | m6in.4xlarge | m6in.8xlarge  
| m6in.12xlarge | m6in.16xlarge | m6in.24xlarge | m6in.32xlarge  
| m6idn.large | m6idn.xlarge | m6idn.2xlarge | m6idn.4xlarge |  
m6idn.8xlarge | m6idn.12xlarge | m6idn.16xlarge | m6idn.24xlarge |  
m6idn.32xlarge | r6in.large | r6in.xlarge | r6in.2xlarge | r6in.4xlarge  
| r6in.8xlarge | r6in.12xlarge | r6in.16xlarge | r6in.24xlarge  
| r6in.32xlarge | r6idn.large | r6idn.xlarge | r6idn.2xlarge |  
r6idn.4xlarge | r6idn.8xlarge | r6idn.12xlarge | r6idn.16xlarge |  
r6idn.24xlarge | r6idn.32xlarge | c7g.metal | m7g.medium | m7g.large  
| m7g.xlarge | m7g.2xlarge | m7g.4xlarge | m7g.8xlarge | m7g.12xlarge  
| m7g.16xlarge | m7g.metal | r7g.medium | r7g.large | r7g.xlarge |  
r7g.2xlarge | r7g.4xlarge | r7g.8xlarge | r7g.12xlarge | r7g.16xlarge  
| r7g.metal | c6in.metal | m6in.metal | m6idn.metal | r6in.metal |  
r6idn.metal | inf2.xlarge | inf2.8xlarge | inf2.24xlarge | inf2.48xlarge  
| trn1n.32xlarge | i4g.large | i4g.xlarge | i4g.2xlarge | i4g.4xlarge  
| i4g.8xlarge | i4g.16xlarge | hpc7g.4xlarge | hpc7g.8xlarge |  
hpc7g.16xlarge | c7gn.medium | c7gn.large | c7gn.xlarge | c7gn.2xlarge  
| c7gn.4xlarge | c7gn.8xlarge | c7gn.12xlarge | c7gn.16xlarge |  
p5.48xlarge | m7i.large | m7i.xlarge | m7i.2xlarge | m7i.4xlarge |  
m7i.8xlarge | m7i.12xlarge | m7i.16xlarge | m7i.24xlarge | m7i.48xlarge  
| m7i-flex.large | m7i-flex.xlarge | m7i-flex.2xlarge | m7i-flex.4xlarge  
| m7i-flex.8xlarge | m7a.medium | m7a.large | m7a.xlarge | m7a.2xlarge |  
m7a.4xlarge | m7a.8xlarge | m7a.12xlarge | m7a.16xlarge | m7a.24xlarge  
| m7a.32xlarge | m7a.48xlarge | m7a.metal-48xl | hpc7a.12xlarge |  
hpc7a.24xlarge | hpc7a.48xlarge | hpc7a.96xlarge | c7gd.medium |  
c7gd.large | c7gd.xlarge | c7gd.2xlarge | c7gd.4xlarge | c7gd.8xlarge |  
c7gd.12xlarge | c7gd.16xlarge | m7gd.medium | m7gd.large | m7gd.xlarge  
| m7gd.2xlarge | m7gd.4xlarge | m7gd.8xlarge | m7gd.12xlarge |  
m7gd.16xlarge | r7gd.medium | r7gd.large | r7gd.xlarge | r7gd.2xlarge |  
r7gd.4xlarge | r7gd.8xlarge | r7gd.12xlarge | r7gd.16xlarge | r7a.medium  
| r7a.large | r7a.xlarge | r7a.2xlarge | r7a.4xlarge | r7a.8xlarge |  
r7a.12xlarge | r7a.16xlarge | r7a.24xlarge | r7a.32xlarge | r7a.48xlarge  
| c7i.large | c7i.xlarge | c7i.2xlarge | c7i.4xlarge | c7i.8xlarge  
| c7i.12xlarge | c7i.16xlarge | c7i.24xlarge | c7i.48xlarge | mac2-  
m2pro.metal | r7iz.large | r7iz.xlarge | r7iz.2xlarge | r7iz.4xlarge  
| r7iz.8xlarge | r7iz.12xlarge | r7iz.16xlarge | r7iz.32xlarge |

c7a.medium | c7a.large | c7a.xlarge | c7a.2xlarge | c7a.4xlarge |  
c7a.8xlarge | c7a.12xlarge | c7a.16xlarge | c7a.24xlarge | c7a.32xlarge  
| c7a.48xlarge | c7a.metal-48xl | r7a.metal-48xl | r7i.large |  
r7i.xlarge | r7i.2xlarge | r7i.4xlarge | r7i.8xlarge | r7i.12xlarge  
| r7i.16xlarge | r7i.24xlarge | r7i.48xlarge | dl2q.24xlarge | mac2-  
m2.metal | i4i.12xlarge | i4i.24xlarge | c7i.metal-24xl | c7i.metal-48xl  
| m7i.metal-24xl | m7i.metal-48xl | r7i.metal-24xl | r7i.metal-48xl |  
r7iz.metal-16xl | r7iz.metal-32xl | c7gd.metal | m7gd.metal | r7gd.metal  
| g6.xlarge | g6.2xlarge | g6.4xlarge | g6.8xlarge | g6.12xlarge |  
g6.16xlarge | g6.24xlarge | g6.48xlarge | gr6.4xlarge | gr6.8xlarge |  
c7i-flex.large | c7i-flex.xlarge | c7i-flex.2xlarge | c7i-flex.4xlarge  
| c7i-flex.8xlarge | u7i-12tb.224xlarge | u7in-16tb.224xlarge |  
u7in-24tb.224xlarge | u7in-32tb.224xlarge | u7ib-12tb.224xlarge |  
c7gn.metal | r8g.medium | r8g.large | r8g.xlarge | r8g.2xlarge |  
r8g.4xlarge | r8g.8xlarge | r8g.12xlarge | r8g.16xlarge | r8g.24xlarge |  
r8g.48xlarge | r8g.metal-24xl | r8g.metal-48xl | mac2-m1ultra.metal

Required: No

### productDescription

A general description of the AMI.

Type: String

Valid Values: Linux/UNIX | Linux/UNIX (Amazon VPC) | Windows | Windows  
(Amazon VPC)

Required: No

### spotPrice

The maximum price per unit hour that you are willing to pay for a Spot Instance. We do not recommend using this parameter because it can lead to increased interruptions. If you do not specify this parameter, you will pay the current Spot price.

#### Important

If you specify a maximum price, your instances will be interrupted more frequently than if you do not specify this parameter.



Type: String

Required: No

### **timestamp**

The date and time the request was created, in UTC format (for example, `YYYY-MM-DDTHH:MM:SSZ`).

Type: Timestamp

Required: No

## **See Also**

For more information about using this API in one of the language-specific AWS SDKs, see the following:

- [AWS SDK for C++](#)
- [AWS SDK for Java V2](#)
- [AWS SDK for Ruby V3](#)

# StaleIpPermission

Describes a stale rule in a security group.

## Contents

### fromPort

If the protocol is TCP or UDP, this is the start of the port range. If the protocol is ICMP or ICMPv6, this is the ICMP type or -1 (all ICMP types).

Type: Integer

Required: No

### groups

The security group pairs. Returns the ID of the referenced security group and VPC, and the ID and status of the VPC peering connection.

Type: Array of [UserIdGroupPair](#) objects

Required: No

### ipProtocol

The IP protocol name (tcp, udp, icmp, icmpv6) or number (see [Protocol Numbers](#)).

Type: String

Required: No

### ipRanges

The IP ranges. Not applicable for stale security group rules.

Type: Array of strings

Required: No

### prefixListIds

The prefix list IDs. Not applicable for stale security group rules.

Type: Array of strings

Required: No

### **toPort**

If the protocol is TCP or UDP, this is the end of the port range. If the protocol is ICMP or ICMPv6, this is the ICMP code or -1 (all ICMP codes).

Type: Integer

Required: No

## **See Also**

For more information about using this API in one of the language-specific AWS SDKs, see the following:

- [AWS SDK for C++](#)
- [AWS SDK for Java V2](#)
- [AWS SDK for Ruby V3](#)

# StaleSecurityGroup

Describes a stale security group (a security group that contains stale rules).

## Contents

### description

The description of the security group.

Type: String

Required: No

### groupId

The ID of the security group.

Type: String

Required: No

### groupName

The name of the security group.

Type: String

Required: No

### staleInPermissions

Information about the stale inbound rules in the security group.

Type: Array of [StaleInPermission](#) objects

Required: No

### staleInPermissionsEgress

Information about the stale outbound rules in the security group.

Type: Array of [StaleInPermission](#) objects

Required: No

## **vpId**

The ID of the VPC for the security group.

Type: String

Required: No

## **See Also**

For more information about using this API in one of the language-specific AWS SDKs, see the following:

- [AWS SDK for C++](#)
- [AWS SDK for Java V2](#)
- [AWS SDK for Ruby V3](#)

# StateReason

Describes a state change.

## Contents

### code

The reason code for the state change.

Type: String

Required: No

### message

The message for the state change.

- `Server.InsufficientInstanceCapacity`: There was insufficient capacity available to satisfy the launch request.
- `Server.InternalError`: An internal error caused the instance to terminate during launch.
- `Server.ScheduledStop`: The instance was stopped due to a scheduled retirement.
- `Server.SpotInstanceShutdown`: The instance was stopped because the number of Spot requests with a maximum price equal to or higher than the Spot price exceeded available capacity or because of an increase in the Spot price.
- `Server.SpotInstanceTermination`: The instance was terminated because the number of Spot requests with a maximum price equal to or higher than the Spot price exceeded available capacity or because of an increase in the Spot price.
- `Client.InstanceInitiatedShutdown`: The instance was shut down from the operating system of the instance.
- `Client.InstanceTerminated`: The instance was terminated or rebooted during AMI creation.
- `Client.InternalError`: A client error caused the instance to terminate during launch.
- `Client.InvalidSnapshot.NotFound`: The specified snapshot was not found.
- `Client.UserInitiatedHibernate`: Hibernation was initiated on the instance.
- `Client.UserInitiatedShutdown`: The instance was shut down using the Amazon EC2 API.
- `Client.VolumeLimitExceeded`: The limit on the number of EBS volumes or total storage was exceeded. Decrease usage or request an increase in your account limits.

Type: String

Required: No

## See Also

For more information about using this API in one of the language-specific AWS SDKs, see the following:

- [AWS SDK for C++](#)
- [AWS SDK for Java V2](#)
- [AWS SDK for Ruby V3](#)

# Storage

Describes the storage location for an instance store-backed AMI.

## Contents

**S3** (request), **S3** (response)

An Amazon S3 storage location.

Type: [S3Storage](#) object

Required: No

## See Also

For more information about using this API in one of the language-specific AWS SDKs, see the following:

- [AWS SDK for C++](#)
- [AWS SDK for Java V2](#)
- [AWS SDK for Ruby V3](#)



# StorageLocation

Describes a storage location in Amazon S3.

## Contents

### Bucket

The name of the S3 bucket.

Type: String

Required: No

### Key

The key.

Type: String

Required: No

## See Also

For more information about using this API in one of the language-specific AWS SDKs, see the following:

- [AWS SDK for C++](#)
- [AWS SDK for Java V2](#)
- [AWS SDK for Ruby V3](#)

# StoreImageTaskResult

The information about the AMI store task, including the progress of the task.

## Contents

### **amild**

The ID of the AMI that is being stored.

Type: String

Required: No

### **bucket**

The name of the Amazon S3 bucket that contains the stored AMI object.

Type: String

Required: No

### **progressPercentage**

The progress of the task as a percentage.

Type: Integer

Required: No

### **s3objectKey**

The name of the stored AMI object in the bucket.

Type: String

Required: No

### **storeTaskFailureReason**

If the task fails, the reason for the failure is returned. If the task succeeds, `null` is returned.

Type: String

Required: No

**storeTaskState**

The state of the store task (InProgress, Completed, or Failed).

Type: String

Required: No

**taskStartTime**

The time the task started.

Type: Timestamp

Required: No

**See Also**

For more information about using this API in one of the language-specific AWS SDKs, see the following:

- [AWS SDK for C++](#)
- [AWS SDK for Java V2](#)
- [AWS SDK for Ruby V3](#)

# Subnet

Describes a subnet.

## Contents

### **assignIpv6AddressOnCreation**

Indicates whether a network interface created in this subnet (including a network interface created by [RunInstances](#)) receives an IPv6 address.

Type: Boolean

Required: No

### **availabilityZone**

The Availability Zone of the subnet.

Type: String

Required: No

### **availabilityZoneId**

The AZ ID of the subnet.

Type: String

Required: No

### **availableIpAddressCount**

The number of unused private IPv4 addresses in the subnet. The IPv4 addresses for any stopped instances are considered unavailable.

Type: Integer

Required: No

### **cidrBlock**

The IPv4 CIDR block assigned to the subnet.

Type: String

Required: No

### **customerOwnedIpv4Pool**

The customer-owned IPv4 address pool associated with the subnet.

Type: String

Required: No

### **defaultForAz**

Indicates whether this is the default subnet for the Availability Zone.

Type: Boolean

Required: No

### **enableDns64**

Indicates whether DNS queries made to the Amazon-provided DNS Resolver in this subnet should return synthetic IPv6 addresses for IPv4-only destinations.

Type: Boolean

Required: No

### **enableLniAtDeviceIndex**

Indicates the device position for local network interfaces in this subnet. For example, 1 indicates local network interfaces in this subnet are the secondary network interface (eth1).

Type: Integer

Required: No

### **ipv6CidrBlockAssociationSet**

Information about the IPv6 CIDR blocks associated with the subnet.

Type: Array of [SubnetIpv6CidrBlockAssociation](#) objects

Required: No

### **ipv6Native**

Indicates whether this is an IPv6 only subnet.

Type: Boolean

Required: No

### **mapCustomerOwnedIpOnLaunch**

Indicates whether a network interface created in this subnet (including a network interface created by [RunInstances](#)) receives a customer-owned IPv4 address.

Type: Boolean

Required: No

### **mapPublicIpOnLaunch**

Indicates whether instances launched in this subnet receive a public IPv4 address.

AWS charges for all public IPv4 addresses, including public IPv4 addresses associated with running instances and Elastic IP addresses. For more information, see the *Public IPv4 Address* tab on the [Amazon VPC pricing page](#).

Type: Boolean

Required: No

### **outpostArn**

The Amazon Resource Name (ARN) of the Outpost.

Type: String

Required: No

### **ownerId**

The ID of the AWS account that owns the subnet.

Type: String

Required: No

### **privateDnsNameOptionsOnLaunch**

The type of hostnames to assign to instances in the subnet at launch. An instance hostname is based on the IPv4 address or ID of the instance.

Type: [PrivateDnsNameOptionsOnLaunch](#) object

Required: No

### **state**

The current state of the subnet.

Type: String

Valid Values: pending | available | unavailable

Required: No

### **subnetArn**

The Amazon Resource Name (ARN) of the subnet.

Type: String

Required: No

### **subnetId**

The ID of the subnet.

Type: String

Required: No

### **tagSet**

Any tags assigned to the subnet.

Type: Array of [Tag](#) objects

Required: No

### **vpId**

The ID of the VPC the subnet is in.

Type: String

Required: No

## See Also

For more information about using this API in one of the language-specific AWS SDKs, see the following:

- [AWS SDK for C++](#)
- [AWS SDK for Java V2](#)
- [AWS SDK for Ruby V3](#)



# SubnetAssociation

Describes the subnet association with the transit gateway multicast domain.

## Contents

### state

The state of the subnet association.

Type: String

Valid Values: pendingAcceptance | associating | associated | disassociating  
| disassociated | rejected | failed

Required: No

### subnetId

The ID of the subnet.

Type: String

Required: No

## See Also

For more information about using this API in one of the language-specific AWS SDKs, see the following:

- [AWS SDK for C++](#)
- [AWS SDK for Java V2](#)
- [AWS SDK for Ruby V3](#)

# SubnetCidrBlockState

Describes the state of a CIDR block.

## Contents

### state

The state of a CIDR block.

Type: String

Valid Values: associating | associated | disassociating | disassociated | failing | failed

Required: No

### statusMessage

A message about the status of the CIDR block, if applicable.

Type: String

Required: No

## See Also

For more information about using this API in one of the language-specific AWS SDKs, see the following:

- [AWS SDK for C++](#)
- [AWS SDK for Java V2](#)
- [AWS SDK for Ruby V3](#)

# SubnetCidrReservation

Describes a subnet CIDR reservation.

## Contents

### **cidr**

The CIDR that has been reserved.

Type: String

Required: No

### **description**

The description assigned to the subnet CIDR reservation.

Type: String

Required: No

### **ownerId**

The ID of the account that owns the subnet CIDR reservation.

Type: String

Required: No

### **reservationType**

The type of reservation.

Type: String

Valid Values: `prefix` | `explicit`

Required: No

### **subnetCidrReservationId**

The ID of the subnet CIDR reservation.

Type: String

Required: No

### **subnetId**

The ID of the subnet.

Type: String

Required: No

### **tagSet**

The tags assigned to the subnet CIDR reservation.

Type: Array of [Tag](#) objects

Required: No

## **See Also**

For more information about using this API in one of the language-specific AWS SDKs, see the following:

- [AWS SDK for C++](#)
- [AWS SDK for Java V2](#)
- [AWS SDK for Ruby V3](#)

# SubnetConfiguration

Describes the configuration of a subnet for a VPC endpoint.

## Contents

### Ipv4

The IPv4 address to assign to the endpoint network interface in the subnet. You must provide an IPv4 address if the VPC endpoint supports IPv4.

If you specify an IPv4 address when modifying a VPC endpoint, we replace the existing endpoint network interface with a new endpoint network interface with this IP address. This process temporarily disconnects the subnet and the VPC endpoint.

Type: String

Required: No

### Ipv6

The IPv6 address to assign to the endpoint network interface in the subnet. You must provide an IPv6 address if the VPC endpoint supports IPv6.

If you specify an IPv6 address when modifying a VPC endpoint, we replace the existing endpoint network interface with a new endpoint network interface with this IP address. This process temporarily disconnects the subnet and the VPC endpoint.

Type: String

Required: No

### SubnetId

The ID of the subnet.

Type: String

Required: No

## See Also

For more information about using this API in one of the language-specific AWS SDKs, see the following:

- [AWS SDK for C++](#)
- [AWS SDK for Java V2](#)
- [AWS SDK for Ruby V3](#)

# SubnetIpv6CidrBlockAssociation

Describes an association between a subnet and an IPv6 CIDR block.

## Contents

### **associationId**

The ID of the association.

Type: String

Required: No

### **ipSource**

The source that allocated the IP address space. `byoip` or `amazon` indicates public IP address space allocated by Amazon or space that you have allocated with Bring your own IP (BYOIP). `none` indicates private space.

Type: String

Valid Values: `amazon` | `byoip` | `none`

Required: No

### **ipv6AddressAttribute**

Public IPv6 addresses are those advertised on the internet from AWS. Private IP addresses are not and cannot be advertised on the internet from AWS.

Type: String

Valid Values: `public` | `private`

Required: No

### **ipv6CidrBlock**

The IPv6 CIDR block.

Type: String

Required: No

## ipv6CidrBlockState

The state of the CIDR block.

Type: [SubnetCidrBlockState](#) object

Required: No

## See Also

For more information about using this API in one of the language-specific AWS SDKs, see the following:

- [AWS SDK for C++](#)
- [AWS SDK for Java V2](#)
- [AWS SDK for Ruby V3](#)



# Subscription

Describes an Infrastructure Performance subscription.

## Contents

### destination

The Region or Availability Zone that's the target for the subscription. For example, `eu-west-1`.

Type: String

Required: No

### metric

The metric used for the subscription.

Type: String

Valid Values: `aggregate-latency`

Required: No

### period

The data aggregation time for the subscription.

Type: String

Valid Values: `five-minutes` | `fifteen-minutes` | `one-hour` | `three-hours` | `one-day` | `one-week`

Required: No

### source

The Region or Availability Zone that's the source for the subscription. For example, `us-east-1`.

Type: String

Required: No

### statistic

The statistic used for the subscription.

Type: String

Valid Values: p50

Required: No

## See Also

For more information about using this API in one of the language-specific AWS SDKs, see the following:

- [AWS SDK for C++](#)
- [AWS SDK for Java V2](#)
- [AWS SDK for Ruby V3](#)

# SuccessfulInstanceCreditSpecificationItem

Describes the burstable performance instance whose credit option for CPU usage was successfully modified.

## Contents

### instanceId

The ID of the instance.

Type: String

Required: No

## See Also

For more information about using this API in one of the language-specific AWS SDKs, see the following:

- [AWS SDK for C++](#)
- [AWS SDK for Java V2](#)
- [AWS SDK for Ruby V3](#)

# SuccessfulQueuedPurchaseDeletion

Describes a Reserved Instance whose queued purchase was successfully deleted.

## Contents

### **reservedInstancesId**

The ID of the Reserved Instance.

Type: String

Required: No

## See Also

For more information about using this API in one of the language-specific AWS SDKs, see the following:

- [AWS SDK for C++](#)
- [AWS SDK for Java V2](#)
- [AWS SDK for Ruby V3](#)

# Tag

Describes a tag.

## Contents

**Key** (request), **key** (response)

The key of the tag.

Constraints: Tag keys are case-sensitive and accept a maximum of 127 Unicode characters. May not begin with `aws :`.

Type: String

Required: No

**Value** (request), **value** (response)

The value of the tag.

Constraints: Tag values are case-sensitive and accept a maximum of 256 Unicode characters.

Type: String

Required: No

## See Also

For more information about using this API in one of the language-specific AWS SDKs, see the following:

- [AWS SDK for C++](#)
- [AWS SDK for Java V2](#)
- [AWS SDK for Ruby V3](#)

# TagDescription

Describes a tag.

## Contents

### key

The tag key.

Type: String

Required: No

### resourceId

The ID of the resource.

Type: String

Required: No

### resourceType

The resource type.

Type: String

Valid Values: capacity-reservation | client-vpn-endpoint | customer-gateway | carrier-gateway | coip-pool | dedicated-host | dhcp-options | egress-only-internet-gateway | elastic-ip | elastic-gpu | export-image-task | export-instance-task | fleet | fpga-image | host-reservation | image | import-image-task | import-snapshot-task | instance | instance-event-window | internet-gateway | ipam | ipam-pool | ipam-scope | ipv4pool-ec2 | ipv6pool-ec2 | key-pair | launch-template | local-gateway | local-gateway-route-table | local-gateway-virtual-interface | local-gateway-virtual-interface-group | local-gateway-route-table-vpc-association | local-gateway-route-table-virtual-interface-group-association | natgateway | network-acl | network-interface | network-insights-analysis | network-insights-path | network-insights-access-scope | network-insights-access-scope-analysis | placement-group | prefix-list | replace-root-volume-task | reserved-instances | route-

table | security-group | security-group-rule | snapshot | spot-fleet-request | spot-instances-request | subnet | subnet-cidr-reservation | traffic-mirror-filter | traffic-mirror-session | traffic-mirror-target | transit-gateway | transit-gateway-attachment | transit-gateway-connect-peer | transit-gateway-multicast-domain | transit-gateway-policy-table | transit-gateway-route-table | transit-gateway-route-table-announcement | volume | vpc | vpc-endpoint | vpc-endpoint-connection | vpc-endpoint-service | vpc-endpoint-service-permission | vpc-peering-connection | vpn-connection | vpn-gateway | vpc-flow-log | capacity-reservation-fleet | traffic-mirror-filter-rule | vpc-endpoint-connection-device-type | verified-access-instance | verified-access-group | verified-access-endpoint | verified-access-policy | verified-access-trust-provider | vpn-connection-device-type | vpc-block-public-access-exclusion | ipam-resource-discovery | ipam-resource-discovery-association | instance-connect-endpoint | ipam-external-resource-verification-token

Required: No

## value

The tag value.

Type: String

Required: No

## See Also

For more information about using this API in one of the language-specific AWS SDKs, see the following:

- [AWS SDK for C++](#)
- [AWS SDK for Java V2](#)
- [AWS SDK for Ruby V3](#)

# TagSpecification

The tags to apply to a resource when the resource is being created. When you specify a tag, you must specify the resource type to tag, otherwise the request will fail.

## Note

The `Valid Values` lists all the resource types that can be tagged. However, the action you're using might not support tagging all of these resource types. If you try to tag a resource type that is unsupported for the action you're using, you'll get an error.

## Contents

### **ResourceType** (request), **resourceType** (response)

The type of resource to tag on creation.

Type: String

Valid Values: capacity-reservation | client-vpn-endpoint | customer-gateway | carrier-gateway | coip-pool | dedicated-host | dhcp-options | egress-only-internet-gateway | elastic-ip | elastic-gpu | export-image-task | export-instance-task | fleet | fpga-image | host-reservation | image | import-image-task | import-snapshot-task | instance | instance-event-window | internet-gateway | ipam | ipam-pool | ipam-scope | ipv4pool-ec2 | ipv6pool-ec2 | key-pair | launch-template | local-gateway | local-gateway-route-table | local-gateway-virtual-interface | local-gateway-virtual-interface-group | local-gateway-route-table-vpc-association | local-gateway-route-table-virtual-interface-group-association | natgateway | network-acl | network-interface | network-insights-analysis | network-insights-path | network-insights-access-scope | network-insights-access-scope-analysis | placement-group | prefix-list | replace-root-volume-task | reserved-instances | route-table | security-group | security-group-rule | snapshot | spot-fleet-request | spot-instances-request | subnet | subnet-cidr-reservation | traffic-mirror-filter | traffic-mirror-session | traffic-mirror-target | transit-gateway | transit-gateway-attachment | transit-gateway-connect-



peer | transit-gateway-multicast-domain | transit-gateway-policy-table  
| transit-gateway-route-table | transit-gateway-route-table-announcement  
| volume | vpc | vpc-endpoint | vpc-endpoint-connection | vpc-endpoint-  
service | vpc-endpoint-service-permission | vpc-peering-connection |  
vpn-connection | vpn-gateway | vpc-flow-log | capacity-reservation-  
fleet | traffic-mirror-filter-rule | vpc-endpoint-connection-device-type  
| verified-access-instance | verified-access-group | verified-access-  
endpoint | verified-access-policy | verified-access-trust-provider |  
vpn-connection-device-type | vpc-block-public-access-exclusion | ipam-  
resource-discovery | ipam-resource-discovery-association | instance-  
connect-endpoint | ipam-external-resource-verification-token

Required: No

**Tags** (request), **Tag** (response)

The tags to apply to the resource.

Type: Array of [Tag](#) objects

Required: No

## See Also

For more information about using this API in one of the language-specific AWS SDKs, see the following:

- [AWS SDK for C++](#)
- [AWS SDK for Java V2](#)
- [AWS SDK for Ruby V3](#)

# TargetCapacitySpecification

The number of units to request. You can choose to set the target capacity in terms of instances or a performance characteristic that is important to your application workload, such as vCPUs, memory, or I/O. If the request type is `maintain`, you can specify a target capacity of 0 and add capacity later.

You can use the On-Demand Instance `MaxTotalPrice` parameter, the Spot Instance `MaxTotalPrice`, or both to ensure that your fleet cost does not exceed your budget. If you set a maximum price per hour for the On-Demand Instances and Spot Instances in your request, EC2 Fleet will launch instances until it reaches the maximum amount that you're willing to pay. When the maximum amount you're willing to pay is reached, the fleet stops launching instances even if it hasn't met the target capacity. The `MaxTotalPrice` parameters are located in [OnDemandOptions](#) and [SpotOptions](#).

## Contents

### `defaultTargetCapacityType`

The default target capacity type.

Type: String

Valid Values: `spot` | `on-demand` | `capacity-block`

Required: No

### `onDemandTargetCapacity`

The number of On-Demand units to request. If you specify a target capacity for Spot units, you cannot specify a target capacity for On-Demand units.

Type: Integer

Required: No

### `spotTargetCapacity`

The maximum number of Spot units to launch. If you specify a target capacity for On-Demand units, you cannot specify a target capacity for Spot units.

Type: Integer

Required: No

### **targetCapacityUnitType**

The unit for the target capacity.

Type: String

Valid Values: vcpu | memory-mib | units

Required: No

### **totalTargetCapacity**

The number of units to request, filled the default target capacity type.

Type: Integer

Required: No

## **See Also**

For more information about using this API in one of the language-specific AWS SDKs, see the following:

- [AWS SDK for C++](#)
- [AWS SDK for Java V2](#)
- [AWS SDK for Ruby V3](#)

# TargetCapacitySpecificationRequest

The number of units to request. You can choose to set the target capacity as the number of instances. Or you can set the target capacity to a performance characteristic that is important to your application workload, such as vCPUs, memory, or I/O. If the request type is `maintain`, you can specify a target capacity of 0 and add capacity later.

You can use the On-Demand Instance `MaxTotalPrice` parameter, the Spot Instance `MaxTotalPrice` parameter, or both parameters to ensure that your fleet cost does not exceed your budget. If you set a maximum price per hour for the On-Demand Instances and Spot Instances in your request, EC2 Fleet will launch instances until it reaches the maximum amount that you're willing to pay. When the maximum amount you're willing to pay is reached, the fleet stops launching instances even if it hasn't met the target capacity. The `MaxTotalPrice` parameters are located in [OnDemandOptionsRequest](#) and [SpotOptionsRequest](#).

## Contents

### TotalTargetCapacity

The number of units to request, filled using the default target capacity type.

Type: Integer

Required: Yes

### DefaultTargetCapacityType

The default target capacity type.

Type: String

Valid Values: `spot` | `on-demand` | `capacity-block`

Required: No

### OnDemandTargetCapacity

The number of On-Demand units to request.

Type: Integer

Required: No

## SpotTargetCapacity

The number of Spot units to request.

Type: Integer

Required: No

## TargetCapacityUnitType

The unit for the target capacity. You can specify this parameter only when using attributed-based instance type selection.

Default: `units` (the number of instances)

Type: String

Valid Values: `vcpu` | `memory-mib` | `units`

Required: No

## See Also

For more information about using this API in one of the language-specific AWS SDKs, see the following:

- [AWS SDK for C++](#)
- [AWS SDK for Java V2](#)
- [AWS SDK for Ruby V3](#)

# TargetConfiguration

Information about the Convertible Reserved Instance offering.

## Contents

### **instanceCount**

The number of instances the Convertible Reserved Instance offering can be applied to. This parameter is reserved and cannot be specified in a request

Type: Integer

Required: No

### **offeringId**

The ID of the Convertible Reserved Instance offering.

Type: String

Required: No

## See Also

For more information about using this API in one of the language-specific AWS SDKs, see the following:

- [AWS SDK for C++](#)
- [AWS SDK for Java V2](#)
- [AWS SDK for Ruby V3](#)

# TargetConfigurationRequest

Details about the target configuration.

## Contents

### OfferingId

The Convertible Reserved Instance offering ID.

Type: String

Required: Yes

### InstanceCount

The number of instances the Convertible Reserved Instance offering can be applied to. This parameter is reserved and cannot be specified in a request

Type: Integer

Required: No

## See Also

For more information about using this API in one of the language-specific AWS SDKs, see the following:

- [AWS SDK for C++](#)
- [AWS SDK for Java V2](#)
- [AWS SDK for Ruby V3](#)

# TargetGroup

Describes a load balancer target group.

## Contents

**Arn** (request), **arn** (response)

The Amazon Resource Name (ARN) of the target group.

Type: String

Required: No

## See Also

For more information about using this API in one of the language-specific AWS SDKs, see the following:

- [AWS SDK for C++](#)
- [AWS SDK for Java V2](#)
- [AWS SDK for Ruby V3](#)



# TargetGroupsConfig

Describes the target groups to attach to a Spot Fleet. Spot Fleet registers the running Spot Instances with these target groups.

## Contents

**TargetGroups** (request), **targetGroups** (response)

One or more target groups.

Type: Array of [TargetGroup](#) objects

Array Members: Minimum number of 1 item. Maximum number of 5 items.

Required: No

## See Also

For more information about using this API in one of the language-specific AWS SDKs, see the following:

- [AWS SDK for C++](#)
- [AWS SDK for Java V2](#)
- [AWS SDK for Ruby V3](#)

# TargetNetwork

Describes a target network associated with a Client VPN endpoint.

## Contents

### **associationId**

The ID of the association.

Type: String

Required: No

### **clientVpnEndpointId**

The ID of the Client VPN endpoint with which the target network is associated.

Type: String

Required: No

### **securityGroups**

The IDs of the security groups applied to the target network association.

Type: Array of strings

Required: No

### **status**

The current state of the target network association.

Type: [AssociationStatus](#) object

Required: No

### **targetNetworkId**

The ID of the subnet specified as the target network.

Type: String

Required: No

## **vpId**

The ID of the VPC in which the target network (subnet) is located.

Type: String

Required: No

## **See Also**

For more information about using this API in one of the language-specific AWS SDKs, see the following:

- [AWS SDK for C++](#)
- [AWS SDK for Java V2](#)
- [AWS SDK for Ruby V3](#)

# TargetReservationValue

The total value of the new Convertible Reserved Instances.

## Contents

### reservationValue

The total value of the Convertible Reserved Instances that make up the exchange. This is the sum of the list value, remaining upfront price, and additional upfront cost of the exchange.

Type: [ReservationValue](#) object

Required: No

### targetConfiguration

The configuration of the Convertible Reserved Instances that make up the exchange.

Type: [TargetConfiguration](#) object

Required: No

## See Also

For more information about using this API in one of the language-specific AWS SDKs, see the following:

- [AWS SDK for C++](#)
- [AWS SDK for Java V2](#)
- [AWS SDK for Ruby V3](#)

# TerminateConnectionStatus

Information about a terminated Client VPN endpoint client connection.

## Contents

### connectionId

The ID of the client connection.

Type: String

Required: No

### currentStatus

A message about the status of the client connection, if applicable.

Type: [ClientVpnConnectionStatus](#) object

Required: No

### previousStatus

The state of the client connection.

Type: [ClientVpnConnectionStatus](#) object

Required: No

## See Also

For more information about using this API in one of the language-specific AWS SDKs, see the following:

- [AWS SDK for C++](#)
- [AWS SDK for Java V2](#)
- [AWS SDK for Ruby V3](#)

# ThroughResourcesStatement

Describes a through resource statement.

## Contents

### resourceStatement

The resource statement.

Type: [ResourceStatement](#) object

Required: No

## See Also

For more information about using this API in one of the language-specific AWS SDKs, see the following:

- [AWS SDK for C++](#)
- [AWS SDK for Java V2](#)
- [AWS SDK for Ruby V3](#)

# ThroughResourcesStatementRequest

Describes a through resource statement.

## Contents

### ResourceStatement

The resource statement.

Type: [ResourceStatementRequest](#) object

Required: No

## See Also

For more information about using this API in one of the language-specific AWS SDKs, see the following:

- [AWS SDK for C++](#)
- [AWS SDK for Java V2](#)
- [AWS SDK for Ruby V3](#)

# TotalLocalStorageGB

The minimum and maximum amount of total local storage, in GB.

## Contents

### **Max** (request), **max** (response)

The maximum amount of total local storage, in GB. If this parameter is not specified, there is no maximum limit.

Type: Double

Required: No

### **Min** (request), **min** (response)

The minimum amount of total local storage, in GB. If this parameter is not specified, there is no minimum limit.

Type: Double

Required: No

## See Also

For more information about using this API in one of the language-specific AWS SDKs, see the following:

- [AWS SDK for C++](#)
- [AWS SDK for Java V2](#)
- [AWS SDK for Ruby V3](#)



# TotalLocalStorageGBRequest

The minimum and maximum amount of total local storage, in GB.

## Contents

### Max

The maximum amount of total local storage, in GB. To specify no maximum limit, omit this parameter.

Type: Double

Required: No

### Min

The minimum amount of total local storage, in GB. To specify no minimum limit, omit this parameter.

Type: Double

Required: No

## See Also

For more information about using this API in one of the language-specific AWS SDKs, see the following:

- [AWS SDK for C++](#)
- [AWS SDK for Java V2](#)
- [AWS SDK for Ruby V3](#)

# TrafficMirrorFilter

Describes the Traffic Mirror filter.

## Contents

### description

The description of the Traffic Mirror filter.

Type: String

Required: No

### egressFilterRuleSet

Information about the egress rules that are associated with the Traffic Mirror filter.

Type: Array of [TrafficMirrorFilterRule](#) objects

Required: No

### ingressFilterRuleSet

Information about the ingress rules that are associated with the Traffic Mirror filter.

Type: Array of [TrafficMirrorFilterRule](#) objects

Required: No

### networkServiceSet

The network service traffic that is associated with the Traffic Mirror filter.

Type: Array of strings

Valid Values: amazon-dns

Required: No

### tagSet

The tags assigned to the Traffic Mirror filter.

Type: Array of [Tag](#) objects

Required: No

### **trafficMirrorFilterId**

The ID of the Traffic Mirror filter.

Type: String

Required: No

## **See Also**

For more information about using this API in one of the language-specific AWS SDKs, see the following:

- [AWS SDK for C++](#)
- [AWS SDK for Java V2](#)
- [AWS SDK for Ruby V3](#)

# TrafficMirrorFilterRule

Describes the Traffic Mirror rule.

## Contents

### description

The description of the Traffic Mirror rule.

Type: String

Required: No

### destinationCidrBlock

The destination CIDR block assigned to the Traffic Mirror rule.

Type: String

Required: No

### destinationPortRange

The destination port range assigned to the Traffic Mirror rule.

Type: [TrafficMirrorPortRange](#) object

Required: No

### protocol

The protocol assigned to the Traffic Mirror rule.

Type: Integer

Required: No

### ruleAction

The action assigned to the Traffic Mirror rule.

Type: String

Valid Values: `accept` | `reject`

Required: No

### **ruleNumber**

The rule number of the Traffic Mirror rule.

Type: Integer

Required: No

### **sourceCidrBlock**

The source CIDR block assigned to the Traffic Mirror rule.

Type: String

Required: No

### **sourcePortRange**

The source port range assigned to the Traffic Mirror rule.

Type: [TrafficMirrorPortRange](#) object

Required: No

### **tagSet**

Tags on Traffic Mirroring filter rules.

Type: Array of [Tag](#) objects

Required: No

### **trafficDirection**

The traffic direction assigned to the Traffic Mirror rule.

Type: String

Valid Values: `ingress` | `egress`

Required: No

### **trafficMirrorFilterId**

The ID of the Traffic Mirror filter that the rule is associated with.

Type: String

Required: No

### **trafficMirrorFilterRuleId**

The ID of the Traffic Mirror rule.

Type: String

Required: No

## **See Also**

For more information about using this API in one of the language-specific AWS SDKs, see the following:

- [AWS SDK for C++](#)
- [AWS SDK for Java V2](#)
- [AWS SDK for Ruby V3](#)

# TrafficMirrorPortRange

Describes the Traffic Mirror port range.

## Contents

### fromPort

The start of the Traffic Mirror port range. This applies to the TCP and UDP protocols.

Type: Integer

Required: No

### toPort

The end of the Traffic Mirror port range. This applies to the TCP and UDP protocols.

Type: Integer

Required: No

## See Also

For more information about using this API in one of the language-specific AWS SDKs, see the following:

- [AWS SDK for C++](#)
- [AWS SDK for Java V2](#)
- [AWS SDK for Ruby V3](#)

# TrafficMirrorPortRangeRequest

Information about the Traffic Mirror filter rule port range.

## Contents

### FromPort

The first port in the Traffic Mirror port range. This applies to the TCP and UDP protocols.

Type: Integer

Required: No

### ToPort

The last port in the Traffic Mirror port range. This applies to the TCP and UDP protocols.

Type: Integer

Required: No

## See Also

For more information about using this API in one of the language-specific AWS SDKs, see the following:

- [AWS SDK for C++](#)
- [AWS SDK for Java V2](#)
- [AWS SDK for Ruby V3](#)



# TrafficMirrorSession

Describes a Traffic Mirror session.

## Contents

### description

The description of the Traffic Mirror session.

Type: String

Required: No

### networkInterfaceId

The ID of the Traffic Mirror session's network interface.

Type: String

Required: No

### ownerId

The ID of the account that owns the Traffic Mirror session.

Type: String

Required: No

### packetLength

The number of bytes in each packet to mirror. These are the bytes after the VXLAN header. To mirror a subset, set this to the length (in bytes) to mirror. For example, if you set this value to 100, then the first 100 bytes that meet the filter criteria are copied to the target. Do not specify this parameter when you want to mirror the entire packet

Type: Integer

Required: No

### sessionNumber

The session number determines the order in which sessions are evaluated when an interface is used by multiple sessions. The first session with a matching filter is the one that mirrors the packets.

Valid values are 1-32766.

Type: Integer

Required: No

### **tagSet**

The tags assigned to the Traffic Mirror session.

Type: Array of [Tag](#) objects

Required: No

### **trafficMirrorFilterId**

The ID of the Traffic Mirror filter.

Type: String

Required: No

### **trafficMirrorSessionId**

The ID for the Traffic Mirror session.

Type: String

Required: No

### **trafficMirrorTargetId**

The ID of the Traffic Mirror target.

Type: String

Required: No

### **virtualNetworkId**

The virtual network ID associated with the Traffic Mirror session.

Type: Integer

Required: No

## See Also

For more information about using this API in one of the language-specific AWS SDKs, see the following:

- [AWS SDK for C++](#)
- [AWS SDK for Java V2](#)
- [AWS SDK for Ruby V3](#)

# TrafficMirrorTarget

Describes a Traffic Mirror target.

## Contents

### description

Information about the Traffic Mirror target.

Type: String

Required: No

### gatewayLoadBalancerEndpointId

The ID of the Gateway Load Balancer endpoint.

Type: String

Required: No

### networkInterfaceId

The network interface ID that is attached to the target.

Type: String

Required: No

### networkLoadBalancerArn

The Amazon Resource Name (ARN) of the Network Load Balancer.

Type: String

Required: No

### ownerId

The ID of the account that owns the Traffic Mirror target.

Type: String

Required: No

## tagSet

The tags assigned to the Traffic Mirror target.

Type: Array of [Tag](#) objects

Required: No

## trafficMirrorTargetId

The ID of the Traffic Mirror target.

Type: String

Required: No

## type

The type of Traffic Mirror target.

Type: String

Valid Values: `network-interface` | `network-load-balancer` | `gateway-load-balancer-endpoint`

Required: No

## See Also

For more information about using this API in one of the language-specific AWS SDKs, see the following:

- [AWS SDK for C++](#)
- [AWS SDK for Java V2](#)
- [AWS SDK for Ruby V3](#)

# TransitGateway

Describes a transit gateway.

## Contents

### creationTime

The creation time.

Type: Timestamp

Required: No

### description

The description of the transit gateway.

Type: String

Required: No

### options

The transit gateway options.

Type: [TransitGatewayOptions](#) object

Required: No

### ownerId

The ID of the AWS account that owns the transit gateway.

Type: String

Required: No

### state

The state of the transit gateway.

Type: String

Valid Values: pending | available | modifying | deleting | deleted

Required: No

### **tagSet**

The tags for the transit gateway.

Type: Array of [Tag](#) objects

Required: No

### **transitGatewayArn**

The Amazon Resource Name (ARN) of the transit gateway.

Type: String

Required: No

### **transitGatewayId**

The ID of the transit gateway.

Type: String

Required: No

## **See Also**

For more information about using this API in one of the language-specific AWS SDKs, see the following:

- [AWS SDK for C++](#)
- [AWS SDK for Java V2](#)
- [AWS SDK for Ruby V3](#)

# TransitGatewayAssociation

Describes an association between a resource attachment and a transit gateway route table.

## Contents

### **resourceId**

The ID of the resource.

Type: String

Required: No

### **resourceType**

The resource type. Note that the `tgw-peering` resource type has been deprecated.

Type: String

Valid Values: `vpc` | `vpn` | `direct-connect-gateway` | `connect` | `peering` | `tgw-peering`

Required: No

### **state**

The state of the association.

Type: String

Valid Values: `associating` | `associated` | `disassociating` | `disassociated`

Required: No

### **transitGatewayAttachmentId**

The ID of the attachment.

Type: String

Required: No

### **transitGatewayRouteTableId**

The ID of the transit gateway route table.



Type: String

Required: No

## See Also

For more information about using this API in one of the language-specific AWS SDKs, see the following:

- [AWS SDK for C++](#)
- [AWS SDK for Java V2](#)
- [AWS SDK for Ruby V3](#)

# TransitGatewayAttachment

Describes an attachment between a resource and a transit gateway.

## Contents

### association

The association.

Type: [TransitGatewayAttachmentAssociation](#) object

Required: No

### creationTime

The creation time.

Type: Timestamp

Required: No

### resourceId

The ID of the resource.

Type: String

Required: No

### resourceOwnerId

The ID of the AWS account that owns the resource.

Type: String

Required: No

### resourceType

The resource type. Note that the `tgw-peering` resource type has been deprecated.

Type: String

Valid Values: `vpc` | `vpn` | `direct-connect-gateway` | `connect` | `peering` | `tgw-peering`

Required: No

### **state**

The attachment state. Note that the `initiating` state has been deprecated.

Type: String

Valid Values: `initiating` | `initiatingRequest` | `pendingAcceptance` | `rollingBack` | `pending` | `available` | `modifying` | `deleting` | `deleted` | `failed` | `rejected` | `rejecting` | `failing`

Required: No

### **tagSet**

The tags for the attachment.

Type: Array of [Tag](#) objects

Required: No

### **transitGatewayAttachmentId**

The ID of the attachment.

Type: String

Required: No

### **transitGatewayId**

The ID of the transit gateway.

Type: String

Required: No

### **transitGatewayOwnerId**

The ID of the AWS account that owns the transit gateway.

Type: String

Required: No

## See Also

For more information about using this API in one of the language-specific AWS SDKs, see the following:

- [AWS SDK for C++](#)
- [AWS SDK for Java V2](#)
- [AWS SDK for Ruby V3](#)

# TransitGatewayAttachmentAssociation

Describes an association.

## Contents

### state

The state of the association.

Type: String

Valid Values: associating | associated | disassociating | disassociated

Required: No

### transitGatewayRouteTableId

The ID of the route table for the transit gateway.

Type: String

Required: No

## See Also

For more information about using this API in one of the language-specific AWS SDKs, see the following:

- [AWS SDK for C++](#)
- [AWS SDK for Java V2](#)
- [AWS SDK for Ruby V3](#)

# TransitGatewayAttachmentBgpConfiguration

The BGP configuration information.

## Contents

### **bgpStatus**

The BGP status.

Type: String

Valid Values: up | down

Required: No

### **peerAddress**

The interior BGP peer IP address for the appliance.

Type: String

Required: No

### **peerAsn**

The peer Autonomous System Number (ASN).

Type: Long

Required: No

### **transitGatewayAddress**

The interior BGP peer IP address for the transit gateway.

Type: String

Required: No

### **transitGatewayAsn**

The transit gateway Autonomous System Number (ASN).

Type: Long

Required: No

## See Also

For more information about using this API in one of the language-specific AWS SDKs, see the following:

- [AWS SDK for C++](#)
- [AWS SDK for Java V2](#)
- [AWS SDK for Ruby V3](#)

# TransitGatewayAttachmentPropagation

Describes a propagation route table.

## Contents

### state

The state of the propagation route table.

Type: String

Valid Values: enabling | enabled | disabling | disabled

Required: No

### transitGatewayRouteTableId

The ID of the propagation route table.

Type: String

Required: No

## See Also

For more information about using this API in one of the language-specific AWS SDKs, see the following:

- [AWS SDK for C++](#)
- [AWS SDK for Java V2](#)
- [AWS SDK for Ruby V3](#)



# TransitGatewayConnect

Describes a transit gateway Connect attachment.

## Contents

### creationTime

The creation time.

Type: Timestamp

Required: No

### options

The Connect attachment options.

Type: [TransitGatewayConnectOptions](#) object

Required: No

### state

The state of the attachment.

Type: String

Valid Values: `initiating` | `initiatingRequest` | `pendingAcceptance` | `rollingBack` | `pending` | `available` | `modifying` | `deleting` | `deleted` | `failed` | `rejected` | `rejecting` | `failing`

Required: No

### tagSet

The tags for the attachment.

Type: Array of [Tag](#) objects

Required: No

### transitGatewayAttachmentId

The ID of the Connect attachment.

Type: String

Required: No

### **transitGatewayId**

The ID of the transit gateway.

Type: String

Required: No

### **transportTransitGatewayAttachmentId**

The ID of the attachment from which the Connect attachment was created.

Type: String

Required: No

## **See Also**

For more information about using this API in one of the language-specific AWS SDKs, see the following:

- [AWS SDK for C++](#)
- [AWS SDK for Java V2](#)
- [AWS SDK for Ruby V3](#)

# TransitGatewayConnectOptions

Describes the Connect attachment options.

## Contents

### protocol

The tunnel protocol.

Type: String

Valid Values: gre

Required: No

## See Also

For more information about using this API in one of the language-specific AWS SDKs, see the following:

- [AWS SDK for C++](#)
- [AWS SDK for Java V2](#)
- [AWS SDK for Ruby V3](#)

# TransitGatewayConnectPeer

Describes a transit gateway Connect peer.

## Contents

### **connectPeerConfiguration**

The Connect peer details.

Type: [TransitGatewayConnectPeerConfiguration](#) object

Required: No

### **creationTime**

The creation time.

Type: Timestamp

Required: No

### **state**

The state of the Connect peer.

Type: String

Valid Values: pending | available | deleting | deleted

Required: No

### **tagSet**

The tags for the Connect peer.

Type: Array of [Tag](#) objects

Required: No

### **transitGatewayAttachmentId**

The ID of the Connect attachment.

Type: String

Required: No

### **transitGatewayConnectPeerId**

The ID of the Connect peer.

Type: String

Required: No

## **See Also**

For more information about using this API in one of the language-specific AWS SDKs, see the following:

- [AWS SDK for C++](#)
- [AWS SDK for Java V2](#)
- [AWS SDK for Ruby V3](#)

# TransitGatewayConnectPeerConfiguration

Describes the Connect peer details.

## Contents

### **bgpConfigurations**

The BGP configuration details.

Type: Array of [TransitGatewayAttachmentBgpConfiguration](#) objects

Required: No

### **insideCidrBlocks**

The range of interior BGP peer IP addresses.

Type: Array of strings

Required: No

### **peerAddress**

The Connect peer IP address on the appliance side of the tunnel.

Type: String

Required: No

### **protocol**

The tunnel protocol.

Type: String

Valid Values: gre

Required: No

### **transitGatewayAddress**

The Connect peer IP address on the transit gateway side of the tunnel.

Type: String

Required: No

## See Also

For more information about using this API in one of the language-specific AWS SDKs, see the following:

- [AWS SDK for C++](#)
- [AWS SDK for Java V2](#)
- [AWS SDK for Ruby V3](#)

# TransitGatewayConnectRequestBgpOptions

The BGP options for the Connect attachment.

## Contents

### PeerAsn

The peer Autonomous System Number (ASN).

Type: Long

Required: No

## See Also

For more information about using this API in one of the language-specific AWS SDKs, see the following:

- [AWS SDK for C++](#)
- [AWS SDK for Java V2](#)
- [AWS SDK for Ruby V3](#)



# TransitGatewayMulticastDeregisteredGroupMembers

Describes the deregistered transit gateway multicast group members.

## Contents

### deregisteredNetworkInterfaceIds

The network interface IDs of the deregistered members.

Type: Array of strings

Required: No

### groupIpAddress

The IP address assigned to the transit gateway multicast group.

Type: String

Required: No

### transitGatewayMulticastDomainId

The ID of the transit gateway multicast domain.

Type: String

Required: No

## See Also

For more information about using this API in one of the language-specific AWS SDKs, see the following:

- [AWS SDK for C++](#)
- [AWS SDK for Java V2](#)
- [AWS SDK for Ruby V3](#)

# TransitGatewayMulticastDeregisteredGroupSources

Describes the deregistered transit gateway multicast group sources.

## Contents

### deregisteredNetworkInterfaceIds

The network interface IDs of the non-registered members.

Type: Array of strings

Required: No

### groupIpAddress

The IP address assigned to the transit gateway multicast group.

Type: String

Required: No

### transitGatewayMulticastDomainId

The ID of the transit gateway multicast domain.

Type: String

Required: No

## See Also

For more information about using this API in one of the language-specific AWS SDKs, see the following:

- [AWS SDK for C++](#)
- [AWS SDK for Java V2](#)
- [AWS SDK for Ruby V3](#)

# TransitGatewayMulticastDomain

Describes the transit gateway multicast domain.

## Contents

### creationTime

The time the transit gateway multicast domain was created.

Type: Timestamp

Required: No

### options

The options for the transit gateway multicast domain.

Type: [TransitGatewayMulticastDomainOptions](#) object

Required: No

### ownerId

The ID of the AWS account that owns the transit gateway multicast domain.

Type: String

Required: No

### state

The state of the transit gateway multicast domain.

Type: String

Valid Values: pending | available | deleting | deleted

Required: No

### tagSet

The tags for the transit gateway multicast domain.

Type: Array of [Tag](#) objects

Required: No

### **transitGatewayId**

The ID of the transit gateway.

Type: String

Required: No

### **transitGatewayMulticastDomainArn**

The Amazon Resource Name (ARN) of the transit gateway multicast domain.

Type: String

Required: No

### **transitGatewayMulticastDomainId**

The ID of the transit gateway multicast domain.

Type: String

Required: No

## **See Also**

For more information about using this API in one of the language-specific AWS SDKs, see the following:

- [AWS SDK for C++](#)
- [AWS SDK for Java V2](#)
- [AWS SDK for Ruby V3](#)

# TransitGatewayMulticastDomainAssociation

Describes the resources associated with the transit gateway multicast domain.

## Contents

### resourceId

The ID of the resource.

Type: String

Required: No

### resourceOwnerId

The ID of the AWS account that owns the transit gateway multicast domain association resource.

Type: String

Required: No

### resourceType

The type of resource, for example a VPC attachment.

Type: String

Valid Values: vpc | vpn | direct-connect-gateway | connect | peering | tgw-peering

Required: No

### subnet

The subnet associated with the transit gateway multicast domain.

Type: [SubnetAssociation](#) object

Required: No

### transitGatewayAttachmentId

The ID of the transit gateway attachment.

Type: String

Required: No

## See Also

For more information about using this API in one of the language-specific AWS SDKs, see the following:

- [AWS SDK for C++](#)
- [AWS SDK for Java V2](#)
- [AWS SDK for Ruby V3](#)

# TransitGatewayMulticastDomainAssociations

Describes the multicast domain associations.

## Contents

### **resourceId**

The ID of the resource.

Type: String

Required: No

### **resourceOwnerId**

The ID of the AWS account that owns the resource.

Type: String

Required: No

### **resourceType**

The type of resource, for example a VPC attachment.

Type: String

Valid Values: vpc | vpn | direct-connect-gateway | connect | peering | tgw-peering

Required: No

### **subnets**

The subnets associated with the multicast domain.

Type: Array of [SubnetAssociation](#) objects

Required: No

### **transitGatewayAttachmentId**

The ID of the transit gateway attachment.

Type: String

Required: No

### **transitGatewayMulticastDomainId**

The ID of the transit gateway multicast domain.

Type: String

Required: No

## **See Also**

For more information about using this API in one of the language-specific AWS SDKs, see the following:

- [AWS SDK for C++](#)
- [AWS SDK for Java V2](#)
- [AWS SDK for Ruby V3](#)



# TransitGatewayMulticastDomainOptions

Describes the options for a transit gateway multicast domain.

## Contents

### **autoAcceptSharedAssociations**

Indicates whether to automatically cross-account subnet associations that are associated with the transit gateway multicast domain.

Type: String

Valid Values: `enable` | `disable`

Required: No

### **igmpv2Support**

Indicates whether Internet Group Management Protocol (IGMP) version 2 is turned on for the transit gateway multicast domain.

Type: String

Valid Values: `enable` | `disable`

Required: No

### **staticSourcesSupport**

Indicates whether support for statically configuring transit gateway multicast group sources is turned on.

Type: String

Valid Values: `enable` | `disable`

Required: No

## See Also

For more information about using this API in one of the language-specific AWS SDKs, see the following:

- [AWS SDK for C++](#)
- [AWS SDK for Java V2](#)
- [AWS SDK for Ruby V3](#)

# TransitGatewayMulticastGroup

Describes the transit gateway multicast group resources.

## Contents

### **groupIpAddress**

The IP address assigned to the transit gateway multicast group.

Type: String

Required: No

### **groupMember**

Indicates that the resource is a transit gateway multicast group member.

Type: Boolean

Required: No

### **groupSource**

Indicates that the resource is a transit gateway multicast group member.

Type: Boolean

Required: No

### **memberType**

The member type (for example, `static`).

Type: String

Valid Values: `static` | `igmp`

Required: No

### **networkInterfaceId**

The ID of the transit gateway attachment.

Type: String

Required: No

**resourceId**

The ID of the resource.

Type: String

Required: No

**resourceOwnerId**

The ID of the AWS account that owns the transit gateway multicast domain group resource.

Type: String

Required: No

**resourceType**

The type of resource, for example a VPC attachment.

Type: String

Valid Values: `vpc` | `vpn` | `direct-connect-gateway` | `connect` | `peering` | `tgw-peering`

Required: No

**sourceType**

The source type.

Type: String

Valid Values: `static` | `igmp`

Required: No

**subnetId**

The ID of the subnet.

Type: String

Required: No

**transitGatewayAttachmentId**

The ID of the transit gateway attachment.

Type: String

Required: No

**See Also**

For more information about using this API in one of the language-specific AWS SDKs, see the following:

- [AWS SDK for C++](#)
- [AWS SDK for Java V2](#)
- [AWS SDK for Ruby V3](#)

# TransitGatewayMulticastRegisteredGroupMembers

Describes the registered transit gateway multicast group members.

## Contents

### groupIpAddress

The IP address assigned to the transit gateway multicast group.

Type: String

Required: No

### registeredNetworkInterfaceIds

The ID of the registered network interfaces.

Type: Array of strings

Required: No

### transitGatewayMulticastDomainId

The ID of the transit gateway multicast domain.

Type: String

Required: No

## See Also

For more information about using this API in one of the language-specific AWS SDKs, see the following:

- [AWS SDK for C++](#)
- [AWS SDK for Java V2](#)
- [AWS SDK for Ruby V3](#)

# TransitGatewayMulticastRegisteredGroupSources

Describes the members registered with the transit gateway multicast group.

## Contents

### groupIpAddress

The IP address assigned to the transit gateway multicast group.

Type: String

Required: No

### registeredNetworkInterfaceIds

The IDs of the network interfaces members registered with the transit gateway multicast group.

Type: Array of strings

Required: No

### transitGatewayMulticastDomainId

The ID of the transit gateway multicast domain.

Type: String

Required: No

## See Also

For more information about using this API in one of the language-specific AWS SDKs, see the following:

- [AWS SDK for C++](#)
- [AWS SDK for Java V2](#)
- [AWS SDK for Ruby V3](#)

# TransitGatewayOptions

Describes the options for a transit gateway.

## Contents

### **amazonSideAsn**

A private Autonomous System Number (ASN) for the Amazon side of a BGP session. The range is 64512 to 65534 for 16-bit ASNs and 4200000000 to 4294967294 for 32-bit ASNs.

Type: Long

Required: No

### **associationDefaultRouteTableId**

The ID of the default association route table.

Type: String

Required: No

### **autoAcceptSharedAttachments**

Indicates whether attachment requests are automatically accepted.

Type: String

Valid Values: enable | disable

Required: No

### **defaultRouteTableAssociation**

Indicates whether resource attachments are automatically associated with the default association route table.

Type: String

Valid Values: enable | disable

Required: No



## **defaultRouteTablePropagation**

Indicates whether resource attachments automatically propagate routes to the default propagation route table.

Type: String

Valid Values: enable | disable

Required: No

## **dnsSupport**

Indicates whether DNS support is enabled.

Type: String

Valid Values: enable | disable

Required: No

## **multicastSupport**

Indicates whether multicast is enabled on the transit gateway

Type: String

Valid Values: enable | disable

Required: No

## **propagationDefaultRouteTableId**

The ID of the default propagation route table.

Type: String

Required: No

## **securityGroupReferencingSupport**

### **Note**

This parameter is in preview and may not be available for your account.

Enables you to reference a security group across VPCs attached to a transit gateway. Use this option to simplify security group management and control of instance-to-instance traffic across VPCs that are connected by transit gateway. You can also use this option to migrate from VPC peering (which was the only option that supported security group referencing) to transit gateways (which now also support security group referencing). This option is disabled by default and there are no additional costs to use this feature.

Type: String

Valid Values: enable | disable

Required: No

### **transitGatewayCidrBlocks**

The transit gateway CIDR blocks.

Type: Array of strings

Required: No

### **vpnEcmpSupport**

Indicates whether Equal Cost Multipath Protocol support is enabled.

Type: String

Valid Values: enable | disable

Required: No

## **See Also**

For more information about using this API in one of the language-specific AWS SDKs, see the following:

- [AWS SDK for C++](#)
- [AWS SDK for Java V2](#)
- [AWS SDK for Ruby V3](#)

# TransitGatewayPeeringAttachment

Describes the transit gateway peering attachment.

## Contents

### **accepterTgwInfo**

Information about the accepter transit gateway.

Type: [PeeringTgwInfo](#) object

Required: No

### **accepterTransitGatewayAttachmentId**

The ID of the accepter transit gateway attachment.

Type: String

Required: No

### **creationTime**

The time the transit gateway peering attachment was created.

Type: Timestamp

Required: No

### **options**

Details about the transit gateway peering attachment.

Type: [TransitGatewayPeeringAttachmentOptions](#) object

Required: No

### **requesterTgwInfo**

Information about the requester transit gateway.

Type: [PeeringTgwInfo](#) object

Required: No

## state

The state of the transit gateway peering attachment. Note that the `initiating` state has been deprecated.

Type: String

Valid Values: `initiating` | `initiatingRequest` | `pendingAcceptance` | `rollingBack` | `pending` | `available` | `modifying` | `deleting` | `deleted` | `failed` | `rejected` | `rejecting` | `failing`

Required: No

## status

The status of the transit gateway peering attachment.

Type: [PeeringAttachmentStatus](#) object

Required: No

## tagSet

The tags for the transit gateway peering attachment.

Type: Array of [Tag](#) objects

Required: No

## transitGatewayAttachmentId

The ID of the transit gateway peering attachment.

Type: String

Required: No

## See Also

For more information about using this API in one of the language-specific AWS SDKs, see the following:

- [AWS SDK for C++](#)

- [AWS SDK for Java V2](#)
- [AWS SDK for Ruby V3](#)

# TransitGatewayPeeringAttachmentOptions

Describes dynamic routing for the transit gateway peering attachment.

## Contents

### dynamicRouting

Describes whether dynamic routing is enabled or disabled for the transit gateway peering attachment.

Type: String

Valid Values: enable | disable

Required: No

## See Also

For more information about using this API in one of the language-specific AWS SDKs, see the following:

- [AWS SDK for C++](#)
- [AWS SDK for Java V2](#)
- [AWS SDK for Ruby V3](#)

# TransitGatewayPolicyRule

Describes a rule associated with a transit gateway policy.

## Contents

### **destinationCidrBlock**

The destination CIDR block for the transit gateway policy rule.

Type: String

Required: No

### **destinationPortRange**

The port range for the transit gateway policy rule. Currently this is set to \* (all).

Type: String

Required: No

### **metaData**

The meta data tags used for the transit gateway policy rule.

Type: [TransitGatewayPolicyRuleMetaData](#) object

Required: No

### **protocol**

The protocol used by the transit gateway policy rule.

Type: String

Required: No

### **sourceCidrBlock**

The source CIDR block for the transit gateway policy rule.

Type: String

Required: No

## sourcePortRange

The port range for the transit gateway policy rule. Currently this is set to \* (all).

Type: String

Required: No

## See Also

For more information about using this API in one of the language-specific AWS SDKs, see the following:

- [AWS SDK for C++](#)
- [AWS SDK for Java V2](#)
- [AWS SDK for Ruby V3](#)



# TransitGatewayPolicyRuleMetaData

Describes the meta data tags associated with a transit gateway policy rule.

## Contents

### metaDataKey

The key name for the transit gateway policy rule meta data tag.

Type: String

Required: No

### metaDataValue

The value of the key for the transit gateway policy rule meta data tag.

Type: String

Required: No

## See Also

For more information about using this API in one of the language-specific AWS SDKs, see the following:

- [AWS SDK for C++](#)
- [AWS SDK for Java V2](#)
- [AWS SDK for Ruby V3](#)

# TransitGatewayPolicyTable

Describes a transit gateway policy table.

## Contents

### creationTime

The timestamp when the transit gateway policy table was created.

Type: Timestamp

Required: No

### state

The state of the transit gateway policy table

Type: String

Valid Values: pending | available | deleting | deleted

Required: No

### tagSet

The key-value pairs associated with the transit gateway policy table.

Type: Array of [Tag](#) objects

Required: No

### transitGatewayId

The ID of the transit gateway.

Type: String

Required: No

### transitGatewayPolicyTableId

The ID of the transit gateway policy table.

Type: String

Required: No

## See Also

For more information about using this API in one of the language-specific AWS SDKs, see the following:

- [AWS SDK for C++](#)
- [AWS SDK for Java V2](#)
- [AWS SDK for Ruby V3](#)

# TransitGatewayPolicyTableAssociation

Describes a transit gateway policy table association.

## Contents

### **resourceId**

The resource ID of the transit gateway attachment.

Type: String

Required: No

### **resourceType**

The resource type for the transit gateway policy table association.

Type: String

Valid Values: vpc | vpn | direct-connect-gateway | connect | peering | tgw-peering

Required: No

### **state**

The state of the transit gateway policy table association.

Type: String

Valid Values: associating | associated | disassociating | disassociated

Required: No

### **transitGatewayAttachmentId**

The ID of the transit gateway attachment.

Type: String

Required: No

### **transitGatewayPolicyTableId**

The ID of the transit gateway policy table.

Type: String

Required: No

## See Also

For more information about using this API in one of the language-specific AWS SDKs, see the following:

- [AWS SDK for C++](#)
- [AWS SDK for Java V2](#)
- [AWS SDK for Ruby V3](#)

# TransitGatewayPolicyTableEntry

Describes a transit gateway policy table entry

## Contents

### **policyRule**

The policy rule associated with the transit gateway policy table.

Type: [TransitGatewayPolicyRule](#) object

Required: No

### **policyRuleNumber**

The rule number for the transit gateway policy table entry.

Type: String

Required: No

### **targetRouteTableId**

The ID of the target route table.

Type: String

Required: No

## See Also

For more information about using this API in one of the language-specific AWS SDKs, see the following:

- [AWS SDK for C++](#)
- [AWS SDK for Java V2](#)
- [AWS SDK for Ruby V3](#)

# TransitGatewayPrefixListAttachment

Describes a transit gateway prefix list attachment.

## Contents

### **resourceId**

The ID of the resource.

Type: String

Required: No

### **resourceType**

The resource type. Note that the `tgw-peering` resource type has been deprecated.

Type: String

Valid Values: `vpc` | `vpn` | `direct-connect-gateway` | `connect` | `peering` | `tgw-peering`

Required: No

### **transitGatewayAttachmentId**

The ID of the attachment.

Type: String

Required: No

## See Also

For more information about using this API in one of the language-specific AWS SDKs, see the following:

- [AWS SDK for C++](#)
- [AWS SDK for Java V2](#)
- [AWS SDK for Ruby V3](#)





# TransitGatewayPrefixListReference

Describes a prefix list reference.

## Contents

### **blackhole**

Indicates whether traffic that matches this route is dropped.

Type: Boolean

Required: No

### **prefixListId**

The ID of the prefix list.

Type: String

Required: No

### **prefixListOwnerId**

The ID of the prefix list owner.

Type: String

Required: No

### **state**

The state of the prefix list reference.

Type: String

Valid Values: pending | available | modifying | deleting

Required: No

### **transitGatewayAttachment**

Information about the transit gateway attachment.

Type: [TransitGatewayPrefixListAttachment](#) object

Required: No

### **transitGatewayRouteTableId**

The ID of the transit gateway route table.

Type: String

Required: No

## **See Also**

For more information about using this API in one of the language-specific AWS SDKs, see the following:

- [AWS SDK for C++](#)
- [AWS SDK for Java V2](#)
- [AWS SDK for Ruby V3](#)

# TransitGatewayPropagation

Describes route propagation.

## Contents

### **resourceId**

The ID of the resource.

Type: String

Required: No

### **resourceType**

The resource type. Note that the `tgw-peering` resource type has been deprecated.

Type: String

Valid Values: `vpc` | `vpn` | `direct-connect-gateway` | `connect` | `peering` | `tgw-peering`

Required: No

### **state**

The state.

Type: String

Valid Values: `enabling` | `enabled` | `disabling` | `disabled`

Required: No

### **transitGatewayAttachmentId**

The ID of the attachment.

Type: String

Required: No

### **transitGatewayRouteTableAnnouncementId**

The ID of the transit gateway route table announcement.

Type: String

Required: No

### **transitGatewayRouteTableId**

The ID of the transit gateway route table.

Type: String

Required: No

## **See Also**

For more information about using this API in one of the language-specific AWS SDKs, see the following:

- [AWS SDK for C++](#)
- [AWS SDK for Java V2](#)
- [AWS SDK for Ruby V3](#)

# TransitGatewayRequestOptions

Describes the options for a transit gateway.

## Contents

### AmazonSideAsn

A private Autonomous System Number (ASN) for the Amazon side of a BGP session. The range is 64512 to 65534 for 16-bit ASNs and 4200000000 to 4294967294 for 32-bit ASNs. The default is 64512.

Type: Long

Required: No

### AutoAcceptSharedAttachments

Enable or disable automatic acceptance of attachment requests. Disabled by default.

Type: String

Valid Values: enable | disable

Required: No

### DefaultRouteTableAssociation

Enable or disable automatic association with the default association route table. Enabled by default.

Type: String

Valid Values: enable | disable

Required: No

### DefaultRouteTablePropagation

Enable or disable automatic propagation of routes to the default propagation route table. Enabled by default.

Type: String

Valid Values: enable | disable

Required: No

### DnsSupport

Enable or disable DNS support. Enabled by default.

Type: String

Valid Values: enable | disable

Required: No

### MulticastSupport


Indicates whether multicast is enabled on the transit gateway

Type: String

Valid Values: enable | disable

Required: No

### SecurityGroupReferencingSupport

 **Note**

This parameter is in preview and may not be available for your account.

Enables you to reference a security group across VPCs attached to a transit gateway. Use this option to simplify security group management and control of instance-to-instance traffic across VPCs that are connected by transit gateway. You can also use this option to migrate from VPC peering (which was the only option that supported security group referencing) to transit gateways (which now also support security group referencing). This option is disabled by default and there are no additional costs to use this feature.

Type: String

Valid Values: enable | disable

Required: No

## TransitGatewayCidrBlocks

One or more IPv4 or IPv6 CIDR blocks for the transit gateway. Must be a size /24 CIDR block or larger for IPv4, or a size /64 CIDR block or larger for IPv6.

Type: Array of strings

Required: No

## VpnEcmpSupport

Enable or disable Equal Cost Multipath Protocol support. Enabled by default.

Type: String

Valid Values: enable | disable

Required: No

## See Also

For more information about using this API in one of the language-specific AWS SDKs, see the following:

- [AWS SDK for C++](#)
- [AWS SDK for Java V2](#)
- [AWS SDK for Ruby V3](#)

# TransitGatewayRoute

Describes a route for a transit gateway route table.

## Contents

### **destinationCidrBlock**

The CIDR block used for destination matches.

Type: String

Required: No

### **prefixListId**

The ID of the prefix list used for destination matches.

Type: String

Required: No

### **state**

The state of the route.

Type: String

Valid Values: pending | active | blackhole | deleting | deleted

Required: No

### **transitGatewayAttachments**

The attachments.

Type: Array of [TransitGatewayRouteAttachment](#) objects

Required: No

### **transitGatewayRouteTableAnnouncementId**

The ID of the transit gateway route table announcement.

Type: String



Required: No

### type

The route type.

Type: String

Valid Values: `static` | `propagated`

Required: No

## See Also

For more information about using this API in one of the language-specific AWS SDKs, see the following:

- [AWS SDK for C++](#)
- [AWS SDK for Java V2](#)
- [AWS SDK for Ruby V3](#)

# TransitGatewayRouteAttachment

Describes a route attachment.

## Contents

### **resourceId**

The ID of the resource.

Type: String

Required: No

### **resourceType**

The resource type. Note that the `tgw-peering` resource type has been deprecated.

Type: String

Valid Values: `vpc` | `vpn` | `direct-connect-gateway` | `connect` | `peering` | `tgw-peering`

Required: No

### **transitGatewayAttachmentId**

The ID of the attachment.

Type: String

Required: No

## See Also

For more information about using this API in one of the language-specific AWS SDKs, see the following:

- [AWS SDK for C++](#)
- [AWS SDK for Java V2](#)
- [AWS SDK for Ruby V3](#)



# TransitGatewayRouteTable

Describes a transit gateway route table.

## Contents

### creationTime

The creation time.

Type: Timestamp

Required: No

### defaultAssociationRouteTable

Indicates whether this is the default association route table for the transit gateway.

Type: Boolean

Required: No

### defaultPropagationRouteTable

Indicates whether this is the default propagation route table for the transit gateway.

Type: Boolean

Required: No

### state

The state of the transit gateway route table.

Type: String

Valid Values: pending | available | deleting | deleted

Required: No

### tagSet

Any tags assigned to the route table.

Type: Array of [Tag](#) objects

Required: No

### **transitGatewayId**

The ID of the transit gateway.

Type: String

Required: No

### **transitGatewayRouteTableId**

The ID of the transit gateway route table.

Type: String

Required: No

## **See Also**

For more information about using this API in one of the language-specific AWS SDKs, see the following:

- [AWS SDK for C++](#)
- [AWS SDK for Java V2](#)
- [AWS SDK for Ruby V3](#)

# TransitGatewayRouteTableAnnouncement

Describes a transit gateway route table announcement.

## Contents

### **announcementDirection**

The direction for the route table announcement.

Type: String

Valid Values: `outgoing` | `incoming`

Required: No

### **coreNetworkId**

The ID of the core network for the transit gateway route table announcement.

Type: String

Required: No

### **creationTime**

The timestamp when the transit gateway route table announcement was created.

Type: Timestamp

Required: No

### **peerCoreNetworkId**

The ID of the core network ID for the peer.

Type: String

Required: No

### **peeringAttachmentId**

The ID of the peering attachment.

Type: String

Required: No

### **peerTransitGatewayId**

The ID of the peer transit gateway.

Type: String

Required: No

### **state**

The state of the transit gateway announcement.

Type: String

Valid Values: available | pending | failing | failed | deleting | deleted

Required: No

### **tagSet**

The key-value pairs associated with the route table announcement.

Type: Array of [Tag](#) objects

Required: No

### **transitGatewayId**

The ID of the transit gateway.

Type: String

Required: No

### **transitGatewayRouteTableAnnouncementId**

The ID of the transit gateway route table announcement.

Type: String

Required: No

### **transitGatewayRouteTableId**

The ID of the transit gateway route table.

Type: String

Required: No

## See Also

For more information about using this API in one of the language-specific AWS SDKs, see the following:

- [AWS SDK for C++](#)
- [AWS SDK for Java V2](#)
- [AWS SDK for Ruby V3](#)



# TransitGatewayRouteTableAssociation

Describes an association between a route table and a resource attachment.

## Contents

### **resourceId**

The ID of the resource.

Type: String

Required: No

### **resourceType**

The resource type. Note that the `tgw-peering` resource type has been deprecated.

Type: String

Valid Values: `vpc` | `vpn` | `direct-connect-gateway` | `connect` | `peering` | `tgw-peering`

Required: No

### **state**

The state of the association.

Type: String

Valid Values: `associating` | `associated` | `disassociating` | `disassociated`

Required: No

### **transitGatewayAttachmentId**

The ID of the attachment.

Type: String

Required: No

## See Also

For more information about using this API in one of the language-specific AWS SDKs, see the following:

- [AWS SDK for C++](#)
- [AWS SDK for Java V2](#)
- [AWS SDK for Ruby V3](#)

# TransitGatewayRouteTablePropagation

Describes a route table propagation.

## Contents

### **resourceId**

The ID of the resource.

Type: String

Required: No

### **resourceType**

The type of resource. Note that the `tgw-peering` resource type has been deprecated.

Type: String

Valid Values: `vpc` | `vpn` | `direct-connect-gateway` | `connect` | `peering` | `tgw-peering`

Required: No

### **state**

The state of the resource.

Type: String

Valid Values: `enabling` | `enabled` | `disabling` | `disabled`

Required: No

### **transitGatewayAttachmentId**

The ID of the attachment.

Type: String

Required: No

### **transitGatewayRouteTableAnnouncementId**

The ID of the transit gateway route table announcement.

Type: String

Required: No

## See Also

For more information about using this API in one of the language-specific AWS SDKs, see the following:

- [AWS SDK for C++](#)
- [AWS SDK for Java V2](#)
- [AWS SDK for Ruby V3](#)

# TransitGatewayRouteTableRoute

Describes a route in a transit gateway route table.

## Contents

### **attachmentId**

The ID of the route attachment.

Type: String

Required: No

### **destinationCidr**

The CIDR block used for destination matches.

Type: String

Required: No

### **prefixListId**

The ID of the prefix list.

Type: String

Required: No

### **resourceId**

The ID of the resource for the route attachment.

Type: String

Required: No

### **resourceType**

The resource type for the route attachment.

Type: String

Required: No

## routeOrigin

The route origin. The following are the possible values:

- static
- propagated

Type: String

Required: No

## state

The state of the route.

Type: String

Required: No

## See Also

For more information about using this API in one of the language-specific AWS SDKs, see the following:

- [AWS SDK for C++](#)
- [AWS SDK for Java V2](#)
- [AWS SDK for Ruby V3](#)

# TransitGatewayVpcAttachment

Describes a VPC attachment.

## Contents

### creationTime

The creation time.

Type: Timestamp

Required: No

### options

The VPC attachment options.

Type: [TransitGatewayVpcAttachmentOptions](#) object

Required: No

### state

The state of the VPC attachment. Note that the `initiating` state has been deprecated.

Type: String

Valid Values: `initiating` | `initiatingRequest` | `pendingAcceptance` | `rollingBack` | `pending` | `available` | `modifying` | `deleting` | `deleted` | `failed` | `rejected` | `rejecting` | `failing`

Required: No

### subnetIds

The IDs of the subnets.

Type: Array of strings

Required: No

### tagSet

The tags for the VPC attachment.

Type: Array of [Tag](#) objects

Required: No

### **transitGatewayAttachmentId**

The ID of the attachment.

Type: String

Required: No

### **transitGatewayId**

The ID of the transit gateway.

Type: String

Required: No

### **vpcId**

The ID of the VPC.

Type: String

Required: No

### **vpcOwnerId**

The ID of the AWS account that owns the VPC.

Type: String

Required: No

## **See Also**

For more information about using this API in one of the language-specific AWS SDKs, see the following:

- [AWS SDK for C++](#)
- [AWS SDK for Java V2](#)
- [AWS SDK for Ruby V3](#)





# TransitGatewayVpcAttachmentOptions

Describes the VPC attachment options.

## Contents

### applianceModeSupport

Indicates whether appliance mode support is enabled.

Type: String

Valid Values: enable | disable

Required: No

### dnsSupport

Indicates whether DNS support is enabled.

Type: String

Valid Values: enable | disable

Required: No

### ipv6Support

Indicates whether IPv6 support is disabled.

Type: String

Valid Values: enable | disable

Required: No

### securityGroupReferencingSupport

#### Note

This parameter is in preview and may not be available for your account.

Enables you to reference a security group across VPCs attached to a transit gateway. Use this option to simplify security group management and control of instance-to-instance traffic

across VPCs that are connected by transit gateway. You can also use this option to migrate from VPC peering (which was the only option that supported security group referencing) to transit gateways (which now also support security group referencing). This option is disabled by default and there are no additional costs to use this feature.

Type: String

Valid Values: `enable` | `disable`

Required: No

## See Also

For more information about using this API in one of the language-specific AWS SDKs, see the following:

- [AWS SDK for C++](#)
- [AWS SDK for Java V2](#)
- [AWS SDK for Ruby V3](#)

# TrunkInterfaceAssociation

Information about an association between a branch network interface with a trunk network interface.

## Contents

### **associationId**

The ID of the association.

Type: String

Required: No

### **branchInterfaceId**

The ID of the branch network interface.

Type: String

Required: No

### **greKey**

The application key when you use the GRE protocol.

Type: Integer

Required: No

### **interfaceProtocol**

The interface protocol. Valid values are VLAN and GRE.

Type: String

Valid Values: VLAN | GRE

Required: No

### **tagSet**

The tags for the trunk interface association.

Type: Array of [Tag](#) objects

Required: No

### **trunkInterfaceId**

The ID of the trunk network interface.

Type: String

Required: No

### **vlanId**

The ID of the VLAN when you use the VLAN protocol.

Type: Integer

Required: No

## **See Also**

For more information about using this API in one of the language-specific AWS SDKs, see the following:

- [AWS SDK for C++](#)
- [AWS SDK for Java V2](#)
- [AWS SDK for Ruby V3](#)

# TunnelOption

The VPN tunnel options.

## Contents

### **dpdTimeoutAction**

The action to take after a DPD timeout occurs.

Type: String

Required: No

### **dpdTimeoutSeconds**

The number of seconds after which a DPD timeout occurs.

Type: Integer

Required: No

### **enableTunnelLifecycleControl**

Status of tunnel endpoint lifecycle control feature.

Type: Boolean

Required: No

### **ikeVersionSet**

The IKE versions that are permitted for the VPN tunnel.

Type: Array of [IKEVersionsListValue](#) objects

Required: No

### **logOptions**

Options for logging VPN tunnel activity.

Type: [VpnTunnelLogOptions](#) object

Required: No

**outsideIpAddress**

The external IP address of the VPN tunnel.

Type: String

Required: No

**phase1DHGroupNumberSet**

The permitted Diffie-Hellman group numbers for the VPN tunnel for phase 1 IKE negotiations.

Type: Array of [Phase1DHGroupNumbersListValue](#) objects

Required: No

**phase1EncryptionAlgorithmSet**

The permitted encryption algorithms for the VPN tunnel for phase 1 IKE negotiations.

Type: Array of [Phase1EncryptionAlgorithmsListValue](#) objects

Required: No

**phase1IntegrityAlgorithmSet**

The permitted integrity algorithms for the VPN tunnel for phase 1 IKE negotiations.

Type: Array of [Phase1IntegrityAlgorithmsListValue](#) objects

Required: No

**phase1LifetimeSeconds**

The lifetime for phase 1 of the IKE negotiation, in seconds.

Type: Integer

Required: No

**phase2DHGroupNumberSet**

The permitted Diffie-Hellman group numbers for the VPN tunnel for phase 2 IKE negotiations.

Type: Array of [Phase2DHGroupNumbersListValue](#) objects

Required: No

## **phase2EncryptionAlgorithmSet**

The permitted encryption algorithms for the VPN tunnel for phase 2 IKE negotiations.

Type: Array of [Phase2EncryptionAlgorithmsListValue](#) objects

Required: No

## **phase2IntegrityAlgorithmSet**

The permitted integrity algorithms for the VPN tunnel for phase 2 IKE negotiations.

Type: Array of [Phase2IntegrityAlgorithmsListValue](#) objects

Required: No

## **phase2LifetimeSeconds**

The lifetime for phase 2 of the IKE negotiation, in seconds.

Type: Integer

Required: No

## **preSharedKey**

The pre-shared key (PSK) to establish initial authentication between the virtual private gateway and the customer gateway.

Type: String

Required: No

## **rekeyFuzzPercentage**

The percentage of the rekey window determined by `RekeyMarginTimeSeconds` during which the rekey time is randomly selected.

Type: Integer

Required: No

## **rekeyMarginTimeSeconds**

The margin time, in seconds, before the phase 2 lifetime expires, during which the AWS side of the VPN connection performs an IKE rekey.



Type: Integer

Required: No

### **replayWindowSize**

The number of packets in an IKE replay window.

Type: Integer

Required: No

### **startupAction**

The action to take when the establishing the VPN tunnels for a VPN connection.

Type: String

Required: No

### **tunnelInsideCidr**

The range of inside IPv4 addresses for the tunnel.

Type: String

Required: No

### **tunnelInsideIpv6Cidr**

The range of inside IPv6 addresses for the tunnel.

Type: String

Required: No

## **See Also**

For more information about using this API in one of the language-specific AWS SDKs, see the following:

- [AWS SDK for C++](#)
- [AWS SDK for Java V2](#)
- [AWS SDK for Ruby V3](#)



# UnsuccessfulInstanceCreditSpecificationItem

Describes the burstable performance instance whose credit option for CPU usage was not modified.

## Contents

### error

The applicable error for the burstable performance instance whose credit option for CPU usage was not modified.

Type: [UnsuccessfulInstanceCreditSpecificationItemError](#) object

Required: No

### instanceId

The ID of the instance.

Type: String

Required: No

## See Also

For more information about using this API in one of the language-specific AWS SDKs, see the following:

- [AWS SDK for C++](#)
- [AWS SDK for Java V2](#)
- [AWS SDK for Ruby V3](#)

# UnsuccessfulInstanceCreditSpecificationItemError

Information about the error for the burstable performance instance whose credit option for CPU usage was not modified.

## Contents

### code

The error code.

Type: String

Valid Values: `InvalidInstanceID.Malformed` | `InvalidInstanceID.NotFound` | `IncorrectInstanceState` | `InstanceCreditSpecification.NotSupported`

Required: No

### message

The applicable error message.

Type: String

Required: No

## See Also

For more information about using this API in one of the language-specific AWS SDKs, see the following:

- [AWS SDK for C++](#)
- [AWS SDK for Java V2](#)
- [AWS SDK for Ruby V3](#)

# UnsuccessfulItem

Information about items that were not successfully processed in a batch call.

## Contents

### error

Information about the error.

Type: [UnsuccessfulItemError](#) object

Required: No

### resourceId

The ID of the resource.

Type: String

Required: No

## See Also

For more information about using this API in one of the language-specific AWS SDKs, see the following:

- [AWS SDK for C++](#)
- [AWS SDK for Java V2](#)
- [AWS SDK for Ruby V3](#)

# UnsuccessfulItemError

Information about the error that occurred. For more information about errors, see [Error codes](#).

## Contents

### code

The error code.

Type: String

Required: No

### message

The error message accompanying the error code.

Type: String

Required: No

## See Also

For more information about using this API in one of the language-specific AWS SDKs, see the following:

- [AWS SDK for C++](#)
- [AWS SDK for Java V2](#)
- [AWS SDK for Ruby V3](#)

# UserBucket

Describes the Amazon S3 bucket for the disk image.

## Contents

### S3Bucket

The name of the Amazon S3 bucket where the disk image is located.

Type: String

Required: No

### S3Key

The file name of the disk image.

Type: String

Required: No

## See Also

For more information about using this API in one of the language-specific AWS SDKs, see the following:

- [AWS SDK for C++](#)
- [AWS SDK for Java V2](#)
- [AWS SDK for Ruby V3](#)

# UserBucketDetails

Describes the Amazon S3 bucket for the disk image.

## Contents

### s3Bucket

The Amazon S3 bucket from which the disk image was created.

Type: String

Required: No

### s3Key

The file name of the disk image.

Type: String

Required: No

## See Also

For more information about using this API in one of the language-specific AWS SDKs, see the following:

- [AWS SDK for C++](#)
- [AWS SDK for Java V2](#)
- [AWS SDK for Ruby V3](#)



# UserData

Describes the user data for an instance.

## Contents

### Data

The user data. If you are using an AWS SDK or command line tool, Base64-encoding is performed for you, and you can load the text from a file. Otherwise, you must provide Base64-encoded text.

Type: String

Required: No

## See Also

For more information about using this API in one of the language-specific AWS SDKs, see the following:

- [AWS SDK for C++](#)
- [AWS SDK for Java V2](#)
- [AWS SDK for Ruby V3](#)

# UserIdGroupPair

Describes a security group and AWS account ID pair.

## Contents

### **Description** (request), **description** (response)

A description for the security group rule that references this user ID group pair.

Constraints: Up to 255 characters in length. Allowed characters are a-z, A-Z, 0-9, spaces, and `._-:/()#@[]+=;{}!$*`

Type: String

Required: No

### **GroupId** (request), **groupId** (response)

The ID of the security group.

Type: String

Required: No

### **GroupName** (request), **groupName** (response)

[Default VPC] The name of the security group. For a security group in a nondefault VPC, use the security group ID.

For a referenced security group in another VPC, this value is not returned if the referenced security group is deleted.

Type: String

Required: No

### **PeeringStatus** (request), **peeringStatus** (response)

The status of a VPC peering connection, if applicable.

Type: String

Required: No

**UserId** (request), **userId** (response)

The ID of an AWS account.

For a referenced security group in another VPC, the account ID of the referenced security group is returned in the response. If the referenced security group is deleted, this value is not returned.

Type: String

Required: No

**VpcId** (request), **vpclId** (response)

The ID of the VPC for the referenced security group, if applicable.

Type: String

Required: No

**VpcPeeringConnectionId** (request), **vpcPeeringConnectionId** (response)

The ID of the VPC peering connection, if applicable.

Type: String

Required: No

## See Also

For more information about using this API in one of the language-specific AWS SDKs, see the following:

- [AWS SDK for C++](#)
- [AWS SDK for Java V2](#)
- [AWS SDK for Ruby V3](#)

# ValidationError

The error code and error message that is returned for a parameter or parameter combination that is not valid when a new launch template or new version of a launch template is created.

## Contents

### code

The error code that indicates why the parameter or parameter combination is not valid. For more information about error codes, see [Error codes](#).

Type: String

Required: No

### message

The error message that describes why the parameter or parameter combination is not valid. For more information about error messages, see [Error codes](#).

Type: String

Required: No

## See Also

For more information about using this API in one of the language-specific AWS SDKs, see the following:

- [AWS SDK for C++](#)
- [AWS SDK for Java V2](#)
- [AWS SDK for Ruby V3](#)

# ValidationWarning

The error codes and error messages that are returned for the parameters or parameter combinations that are not valid when a new launch template or new version of a launch template is created.

## Contents

### errorSet

The error codes and error messages.

Type: Array of [ValidationError](#) objects

Required: No

## See Also

For more information about using this API in one of the language-specific AWS SDKs, see the following:

- [AWS SDK for C++](#)
- [AWS SDK for Java V2](#)
- [AWS SDK for Ruby V3](#)

# VCpuCountRange

The minimum and maximum number of vCPUs.

## Contents

**Max** (request), **max** (response)

The maximum number of vCPUs. If this parameter is not specified, there is no maximum limit.

Type: Integer

Required: No

**Min** (request), **min** (response)

The minimum number of vCPUs. If the value is 0, there is no minimum limit.

Type: Integer

Required: No

## See Also

For more information about using this API in one of the language-specific AWS SDKs, see the following:

- [AWS SDK for C++](#)
- [AWS SDK for Java V2](#)
- [AWS SDK for Ruby V3](#)

# VCpuCountRangeRequest

The minimum and maximum number of vCPUs.

## Contents

### Min

The minimum number of vCPUs. To specify no minimum limit, specify 0.

Type: Integer

Required: Yes

### Max

The maximum number of vCPUs. To specify no maximum limit, omit this parameter.

Type: Integer

Required: No

## See Also

For more information about using this API in one of the language-specific AWS SDKs, see the following:

- [AWS SDK for C++](#)
- [AWS SDK for Java V2](#)
- [AWS SDK for Ruby V3](#)

# VCpuInfo

Describes the vCPU configurations for the instance type.

## Contents

### **defaultCores**

The default number of cores for the instance type.

Type: Integer

Required: No

### **defaultThreadsPerCore**

The default number of threads per core for the instance type.

Type: Integer

Required: No

### **defaultVCpus**

The default number of vCPUs for the instance type.

Type: Integer

Required: No

### **validCores**

The valid number of cores that can be configured for the instance type.

Type: Array of integers

Required: No

### **validThreadsPerCore**

The valid number of threads per core that can be configured for the instance type.

Type: Array of integers

Required: No



## See Also

For more information about using this API in one of the language-specific AWS SDKs, see the following:

- [AWS SDK for C++](#)
- [AWS SDK for Java V2](#)
- [AWS SDK for Ruby V3](#)

# VerifiedAccessEndpoint

An AWS Verified Access endpoint specifies the application that AWS Verified Access provides access to. It must be attached to an AWS Verified Access group. An AWS Verified Access endpoint must also have an attached access policy before you attached it to a group.

## Contents

### **applicationDomain**

The DNS name for users to reach your application.

Type: String

Required: No

### **attachmentType**

The type of attachment used to provide connectivity between the AWS Verified Access endpoint and the application.

Type: String

Valid Values: vpc

Required: No

### **creationTime**

The creation time.

Type: String

Required: No

### **deletionTime**

The deletion time.

Type: String

Required: No

### **description**

A description for the AWS Verified Access endpoint.

Type: String

Required: No

### **deviceValidationDomain**

Returned if endpoint has a device trust provider attached.

Type: String

Required: No

### **domainCertificateArn**

The ARN of a public TLS/SSL certificate imported into or created with ACM.

Type: String

Required: No

### **endpointDomain**

A DNS name that is generated for the endpoint.

Type: String

Required: No

### **endpointType**

The type of AWS Verified Access endpoint. Incoming application requests will be sent to an IP address, load balancer or a network interface depending on the endpoint type specified.

Type: String

Valid Values: `load-balancer` | `network-interface`

Required: No

### **lastUpdatedTime**

The last updated time.

Type: String

Required: No

## **loadBalancerOptions**

The load balancer details if creating the AWS Verified Access endpoint as load-balancertype.

Type: [VerifiedAccessEndpointLoadBalancerOptions](#) object

Required: No

## **networkInterfaceOptions**

The options for network-interface type endpoint.

Type: [VerifiedAccessEndpointEniOptions](#) object

Required: No

## **securityGroupIds**

The IDs of the security groups for the endpoint.

Type: Array of strings

Required: No

## **sseSpecification**

The options in use for server side encryption.

Type: [VerifiedAccessSseSpecificationResponse](#) object

Required: No

## **status**

The endpoint status.

Type: [VerifiedAccessEndpointStatus](#) object

Required: No

## **tagSet**

The tags.

Type: Array of [Tag](#) objects

Required: No

**verifiedAccessEndpointId**

The ID of the AWS Verified Access endpoint.

Type: String

Required: No

**verifiedAccessGroupId**

The ID of the AWS Verified Access group.

Type: String

Required: No

**verifiedAccessInstanceId**

The ID of the AWS Verified Access instance.

Type: String

Required: No

**See Also**

For more information about using this API in one of the language-specific AWS SDKs, see the following:

- [AWS SDK for C++](#)
- [AWS SDK for Java V2](#)
- [AWS SDK for Ruby V3](#)

# VerifiedAccessEndpointEniOptions

Options for a network-interface type endpoint.

## Contents

### **networkInterfaceId**

The ID of the network interface.

Type: String

Required: No

### **port**

The IP port number.

Type: Integer

Valid Range: Minimum value of 1. Maximum value of 65535.

Required: No

### **protocol**

The IP protocol.

Type: String

Valid Values: http | https

Required: No

## See Also

For more information about using this API in one of the language-specific AWS SDKs, see the following:

- [AWS SDK for C++](#)
- [AWS SDK for Java V2](#)
- [AWS SDK for Ruby V3](#)



# VerifiedAccessEndpointLoadBalancerOptions

Describes a load balancer when creating an AWS Verified Access endpoint using the `load-balancer` type.

## Contents

### **loadBalancerArn**

The ARN of the load balancer.

Type: String

Required: No

### **port**

The IP port number.

Type: Integer

Valid Range: Minimum value of 1. Maximum value of 65535.

Required: No

### **protocol**

The IP protocol.

Type: String

Valid Values: `http` | `https`

Required: No

### **subnetIdSet**

The IDs of the subnets.

Type: Array of strings

Required: No



## See Also

For more information about using this API in one of the language-specific AWS SDKs, see the following:

- [AWS SDK for C++](#)
- [AWS SDK for Java V2](#)
- [AWS SDK for Ruby V3](#)

# VerifiedAccessEndpointStatus

Describes the status of a Verified Access endpoint.

## Contents

### code

The status code of the Verified Access endpoint.

Type: String

Valid Values: pending | active | updating | deleting | deleted

Required: No

### message

The status message of the Verified Access endpoint.

Type: String

Required: No

## See Also

For more information about using this API in one of the language-specific AWS SDKs, see the following:

- [AWS SDK for C++](#)
- [AWS SDK for Java V2](#)
- [AWS SDK for Ruby V3](#)

# VerifiedAccessGroup

Describes a Verified Access group.

## Contents

### **creationTime**

The creation time.

Type: String

Required: No

### **deletionTime**

The deletion time.

Type: String

Required: No

### **description**

A description for the AWS Verified Access group.

Type: String

Required: No

### **lastUpdatedTime**

The last updated time.

Type: String

Required: No

### **owner**

The AWS account number that owns the group.

Type: String

Required: No

## **sseSpecification**

The options in use for server side encryption.

Type: [VerifiedAccessSseSpecificationResponse](#) object

Required: No

## **tagSet**

The tags.

Type: Array of [Tag](#) objects

Required: No

## **verifiedAccessGroupArn**

The ARN of the Verified Access group.

Type: String

Required: No

## **verifiedAccessGroupId**

The ID of the Verified Access group.

Type: String

Required: No

## **verifiedAccessInstanceId**

The ID of the AWS Verified Access instance.

Type: String

Required: No

## **See Also**

For more information about using this API in one of the language-specific AWS SDKs, see the following:

- [AWS SDK for C++](#)
- [AWS SDK for Java V2](#)
- [AWS SDK for Ruby V3](#)

# VerifiedAccessInstance

Describes a Verified Access instance.

## Contents

### creationTime

The creation time.

Type: String

Required: No

### description

A description for the AWS Verified Access instance.

Type: String

Required: No

### fipsEnabled

Indicates whether support for Federal Information Processing Standards (FIPS) is enabled on the instance.

Type: Boolean

Required: No

### lastUpdatedTime

The last updated time.

Type: String

Required: No

### tagSet

The tags.

Type: Array of [Tag](#) objects

Required: No

**verifiedAccessInstanceId**

The ID of the AWS Verified Access instance.

Type: String

Required: No

**verifiedAccessTrustProviderSet**

The IDs of the AWS Verified Access trust providers.

Type: Array of [VerifiedAccessTrustProviderCondensed](#) objects

Required: No

**See Also**

For more information about using this API in one of the language-specific AWS SDKs, see the following:

- [AWS SDK for C++](#)
- [AWS SDK for Java V2](#)
- [AWS SDK for Ruby V3](#)

# VerifiedAccessInstanceLoggingConfiguration

Describes logging options for an AWS Verified Access instance.

## Contents

### accessLogs

Details about the logging options.

Type: [VerifiedAccessLogs](#) object

Required: No

### verifiedAccessInstanceId

The ID of the AWS Verified Access instance.

Type: String

Required: No

## See Also

For more information about using this API in one of the language-specific AWS SDKs, see the following:

- [AWS SDK for C++](#)
- [AWS SDK for Java V2](#)
- [AWS SDK for Ruby V3](#)



# VerifiedAccessLogCloudWatchLogsDestination

Options for CloudWatch Logs as a logging destination.

## Contents

### **deliveryStatus**

The delivery status for access logs.

Type: [VerifiedAccessLogDeliveryStatus](#) object

Required: No

### **enabled**

Indicates whether logging is enabled.

Type: Boolean

Required: No

### **logGroup**

The ID of the CloudWatch Logs log group.

Type: String

Required: No

## See Also

For more information about using this API in one of the language-specific AWS SDKs, see the following:

- [AWS SDK for C++](#)
- [AWS SDK for Java V2](#)
- [AWS SDK for Ruby V3](#)

# VerifiedAccessLogCloudWatchLogsDestinationOptions

Options for CloudWatch Logs as a logging destination.

## Contents

### Enabled

Indicates whether logging is enabled.

Type: Boolean

Required: Yes

### LogGroup

The ID of the CloudWatch Logs log group.

Type: String

Required: No

## See Also

For more information about using this API in one of the language-specific AWS SDKs, see the following:

- [AWS SDK for C++](#)
- [AWS SDK for Java V2](#)
- [AWS SDK for Ruby V3](#)

# VerifiedAccessLogDeliveryStatus

Describes a log delivery status.

## Contents

### code

The status code.

Type: String

Valid Values: success | failed

Required: No

### message

The status message.

Type: String

Required: No

## See Also

For more information about using this API in one of the language-specific AWS SDKs, see the following:

- [AWS SDK for C++](#)
- [AWS SDK for Java V2](#)
- [AWS SDK for Ruby V3](#)

# VerifiedAccessLogKinesisDataFirehoseDestination

Options for Kinesis as a logging destination.

## Contents

### **deliveryStatus**

The delivery status.

Type: [VerifiedAccessLogDeliveryStatus](#) object

Required: No

### **deliveryStream**

The ID of the delivery stream.

Type: String

Required: No

### **enabled**

Indicates whether logging is enabled.

Type: Boolean

Required: No

## See Also

For more information about using this API in one of the language-specific AWS SDKs, see the following:

- [AWS SDK for C++](#)
- [AWS SDK for Java V2](#)
- [AWS SDK for Ruby V3](#)

# VerifiedAccessLogKinesisDataFirehoseDestinationOptions

Describes Amazon Kinesis Data Firehose logging options.

## Contents

### Enabled

Indicates whether logging is enabled.

Type: Boolean

Required: Yes

### DeliveryStream

The ID of the delivery stream.

Type: String

Required: No

## See Also

For more information about using this API in one of the language-specific AWS SDKs, see the following:

- [AWS SDK for C++](#)
- [AWS SDK for Java V2](#)
- [AWS SDK for Ruby V3](#)

# VerifiedAccessLogOptions

Options for Verified Access logs.

## Contents

### CloudWatchLogs

Sends Verified Access logs to CloudWatch Logs.

Type: [VerifiedAccessLogCloudWatchLogsDestinationOptions](#) object

Required: No

### IncludeTrustContext

Indicates whether to include trust data sent by trust providers in the logs.

Type: Boolean

Required: No

### KinesisDataFirehose

Sends Verified Access logs to Kinesis.

Type: [VerifiedAccessLogKinesisDataFirehoseDestinationOptions](#) object

Required: No

### LogVersion

The logging version.

Valid values: `ocsf-0.1` | `ocsf-1.0.0-rc.2`

Type: String

Required: No

### S3

Sends Verified Access logs to Amazon S3.

Type: [VerifiedAccessLogS3DestinationOptions](#) object

Required: No

## See Also

For more information about using this API in one of the language-specific AWS SDKs, see the following:

- [AWS SDK for C++](#)
- [AWS SDK for Java V2](#)
- [AWS SDK for Ruby V3](#)

# VerifiedAccessLogs

Describes the options for Verified Access logs.

## Contents

### cloudWatchLogs

CloudWatch Logs logging destination.

Type: [VerifiedAccessLogCloudWatchLogsDestination](#) object

Required: No

### includeTrustContext

Indicates whether trust data is included in the logs.

Type: Boolean

Required: No

### kinesisDataFirehose

Kinesis logging destination.

Type: [VerifiedAccessLogKinesisDataFirehoseDestination](#) object

Required: No

### logVersion

The log version.

Type: String

Required: No

### s3

Amazon S3 logging options.

Type: [VerifiedAccessLogS3Destination](#) object

Required: No



## See Also

For more information about using this API in one of the language-specific AWS SDKs, see the following:

- [AWS SDK for C++](#)
- [AWS SDK for Java V2](#)
- [AWS SDK for Ruby V3](#)

# VerifiedAccessLogS3Destination

Options for Amazon S3 as a logging destination.

## Contents

### bucketName

The bucket name.

Type: String

Required: No

### bucketOwner

The AWS account number that owns the bucket.

Type: String

Required: No

### deliveryStatus

The delivery status.

Type: [VerifiedAccessLogDeliveryStatus](#) object

Required: No

### enabled

Indicates whether logging is enabled.

Type: Boolean

Required: No

### prefix

The bucket prefix.

Type: String

Required: No

## See Also

For more information about using this API in one of the language-specific AWS SDKs, see the following:

- [AWS SDK for C++](#)
- [AWS SDK for Java V2](#)
- [AWS SDK for Ruby V3](#)

# VerifiedAccessLogS3DestinationOptions

Options for Amazon S3 as a logging destination.

## Contents

### Enabled

Indicates whether logging is enabled.

Type: Boolean

Required: Yes

### BucketName

The bucket name.

Type: String

Required: No

### BucketOwner

The ID of the AWS account that owns the Amazon S3 bucket.

Type: String

Required: No

### Prefix

The bucket prefix.

Type: String

Required: No

## See Also

For more information about using this API in one of the language-specific AWS SDKs, see the following:

- [AWS SDK for C++](#)

- [AWS SDK for Java V2](#)
- [AWS SDK for Ruby V3](#)

# VerifiedAccessSseSpecificationRequest

AWS Verified Access provides server side encryption by default to data at rest using AWS-owned KMS keys. You also have the option of using customer managed KMS keys, which can be specified using the options below.

## Contents

### CustomerManagedKeyEnabled

Enable or disable the use of customer managed KMS keys for server side encryption.

Valid values: True | False

Type: Boolean

Required: No

### KmsKeyArn

The ARN of the KMS key.

Type: String

Required: No

## See Also

For more information about using this API in one of the language-specific AWS SDKs, see the following:

- [AWS SDK for C++](#)
- [AWS SDK for Java V2](#)
- [AWS SDK for Ruby V3](#)

# VerifiedAccessSseSpecificationResponse

The options in use for server side encryption.

## Contents

### **customerManagedKeyEnabled**

Indicates whether customer managed KMS keys are in use for server side encryption.

Valid values: True | False

Type: Boolean

Required: No

### **kmsKeyArn**

The ARN of the KMS key.

Type: String

Required: No

## See Also

For more information about using this API in one of the language-specific AWS SDKs, see the following:

- [AWS SDK for C++](#)
- [AWS SDK for Java V2](#)
- [AWS SDK for Ruby V3](#)

# VerifiedAccessTrustProvider

Describes a Verified Access trust provider.

## Contents

### creationTime

The creation time.

Type: String

Required: No

### description

A description for the AWS Verified Access trust provider.

Type: String

Required: No

### deviceOptions

The options for device-identity trust provider.

Type: [DeviceOptions](#) object

Required: No

### deviceTrustProviderType

The type of device-based trust provider.

Type: String

Valid Values: jamf | crowdstrike | jumpcloud

Required: No

### lastUpdatedTime

The last updated time.

Type: String



Required: No

### **oidcOptions**

The options for an OpenID Connect-compatible user-identity trust provider.

Type: [OidcOptions](#) object

Required: No

### **policyReferenceName**

The identifier to be used when working with policy rules.

Type: String

Required: No

### **sseSpecification**

The options in use for server side encryption.

Type: [VerifiedAccessSseSpecificationResponse](#) object

Required: No

### **tagSet**

The tags.

Type: Array of [Tag](#) objects

Required: No

### **trustProviderType**

The type of Verified Access trust provider.

Type: String

Valid Values: `user` | `device`

Required: No

### **userTrustProviderType**

The type of user-based trust provider.

Type: String

Valid Values: iam-identity-center | oidc

Required: No

### **verifiedAccessTrustProviderId**

The ID of the AWS Verified Access trust provider.

Type: String

Required: No

## **See Also**

For more information about using this API in one of the language-specific AWS SDKs, see the following:

- [AWS SDK for C++](#)
- [AWS SDK for Java V2](#)
- [AWS SDK for Ruby V3](#)

# VerifiedAccessTrustProviderCondensed

Condensed information about a trust provider.

## Contents

### description

The description of trust provider.

Type: String

Required: No

### deviceTrustProviderType

The type of device-based trust provider.

Type: String

Valid Values: `jamf` | `crowdstrike` | `jumpcloud`

Required: No

### trustProviderType

The type of trust provider (user- or device-based).

Type: String

Valid Values: `user` | `device`

Required: No

### userTrustProviderType

The type of user-based trust provider.

Type: String

Valid Values: `iam-identity-center` | `oidc`

Required: No

## **verifiedAccessTrustProviderId**

The ID of the trust provider.

Type: String

Required: No

## **See Also**

For more information about using this API in one of the language-specific AWS SDKs, see the following:

- [AWS SDK for C++](#)
- [AWS SDK for Java V2](#)
- [AWS SDK for Ruby V3](#)

# VgwTelemetry

Describes telemetry for a VPN tunnel.

## Contents

### **acceptedRouteCount**

The number of accepted routes.

Type: Integer

Required: No

### **certificateArn**

The Amazon Resource Name (ARN) of the VPN tunnel endpoint certificate.

Type: String

Required: No

### **lastStatusChange**

The date and time of the last change in status. This field is updated when changes in IKE (Phase 1), IPSec (Phase 2), or BGP status are detected.

Type: Timestamp

Required: No

### **outsideIpAddress**

The Internet-routable IP address of the virtual private gateway's outside interface.

Type: String

Required: No

### **status**

The status of the VPN tunnel.

Type: String

Valid Values: UP | DOWN

Required: No

### **statusMessage**

If an error occurs, a description of the error.

Type: String

Required: No

## **See Also**

For more information about using this API in one of the language-specific AWS SDKs, see the following:


- [AWS SDK for C++](#)
- [AWS SDK for Java V2](#)
- [AWS SDK for Ruby V3](#)

# Volume

Describes a volume.

## Contents

### attachmentSet

 **Note**

This parameter is not returned by CreateVolume.

Information about the volume attachments.

Type: Array of [VolumeAttachment](#) objects

Required: No

### availabilityZone

The Availability Zone for the volume.

Type: String

Required: No

### createTime

The time stamp when volume creation was initiated.

Type: Timestamp

Required: No

### encrypted

Indicates whether the volume is encrypted.

Type: Boolean

Required: No

## **fastRestored**

### **Note**

This parameter is not returned by CreateVolume.

Indicates whether the volume was created using fast snapshot restore.

Type: Boolean

Required: No

## **iops**

The number of I/O operations per second (IOPS). For gp3, io1, and io2 volumes, this represents the number of IOPS that are provisioned for the volume. For gp2 volumes, this represents the baseline performance of the volume and the rate at which the volume accumulates I/O credits for bursting.

Type: Integer

Required: No

## **kmsKeyId**

The Amazon Resource Name (ARN) of the AWS KMS key that was used to protect the volume encryption key for the volume.

Type: String

Required: No

## **multiAttachEnabled**

Indicates whether Amazon EBS Multi-Attach is enabled.

Type: Boolean

Required: No

## **outpostArn**

The Amazon Resource Name (ARN) of the Outpost.



Type: String

Required: No

### **size**

The size of the volume, in GiBs.

Type: Integer

Required: No


### **snapshotId**

The snapshot from which the volume was created, if applicable.

Type: String

Required: No

### **sseType**

 **Note**

This parameter is not returned by CreateVolume.

Reserved for future use.

Type: String

Valid Values: `sse-ebs` | `sse-kms` | `none`

Required: No

### **status**

The volume state.

Type: String

Valid Values: `creating` | `available` | `in-use` | `deleting` | `deleted` | `error`

Required: No

## tagSet

Any tags assigned to the volume.

Type: Array of [Tag](#) objects

Required: No

## throughput

The throughput that the volume supports, in MiB/s.

Type: Integer

Required: No

## volumeId

The ID of the volume.

Type: String

Required: No

## volumeType

The volume type.

Type: String

Valid Values: `standard` | `io1` | `io2` | `gp2` | `sc1` | `st1` | `gp3`

Required: No

## See Also

For more information about using this API in one of the language-specific AWS SDKs, see the following:

- [AWS SDK for C++](#)
- [AWS SDK for Java V2](#)
- [AWS SDK for Ruby V3](#)

# VolumeAttachment

Describes volume attachment details.

## Contents

### **associatedResource**

The ARN of the Amazon ECS or Fargate task to which the volume is attached.

Type: String

Required: No

### **attachTime**

The time stamp when the attachment initiated.

Type: Timestamp

Required: No

### **deleteOnTermination**

Indicates whether the EBS volume is deleted on instance termination.

Type: Boolean

Required: No

### **device**

The device name.

If the volume is attached to a Fargate task, this parameter returns `null`.

Type: String

Required: No

### **instanceId**

The ID of the instance.

If the volume is attached to a Fargate task, this parameter returns `null`.

Type: String

Required: No

### **instanceOwningService**

The service principal of AWS service that owns the underlying instance to which the volume is attached.

This parameter is returned only for volumes that are attached to Fargate tasks.

Type: String

Required: No

### **status**

The attachment state of the volume.

Type: String

Valid Values: `attaching` | `attached` | `detaching` | `detached` | `busy`

Required: No

### **volumeId**

The ID of the volume.

Type: String

Required: No

## **See Also**

For more information about using this API in one of the language-specific AWS SDKs, see the following:

- [AWS SDK for C++](#)
- [AWS SDK for Java V2](#)
- [AWS SDK for Ruby V3](#)

# VolumeDetail

Describes an EBS volume.

## Contents

### Size

The size of the volume, in GiB.

Type: Long

Required: Yes

## See Also

For more information about using this API in one of the language-specific AWS SDKs, see the following:

- [AWS SDK for C++](#)
- [AWS SDK for Java V2](#)
- [AWS SDK for Ruby V3](#)

# VolumeModification

Describes the modification status of an EBS volume.

## Contents

### **endTime**

The modification completion or failure time.

Type: Timestamp

Required: No

### **modificationState**

The current modification state.

Type: String

Valid Values: modifying | optimizing | completed | failed

Required: No

### **originalIops**

The original IOPS rate of the volume.

Type: Integer

Required: No

### **originalMultiAttachEnabled**

The original setting for Amazon EBS Multi-Attach.

Type: Boolean

Required: No

### **originalSize**

The original size of the volume, in GiB.

Type: Integer

Required: No

### **originalThroughput**

The original throughput of the volume, in MiB/s.

Type: Integer

Required: No

### **originalVolumeType**

The original EBS volume type of the volume.

Type: String

Valid Values: `standard` | `io1` | `io2` | `gp2` | `sc1` | `st1` | `gp3`

Required: No

### **progress**

The modification progress, from 0 to 100 percent complete.

Type: Long

Required: No

### **startTime**

The modification start time.

Type: Timestamp

Required: No

### **statusMessage**

A status message about the modification progress or failure.

Type: String

Required: No

### **targetIops**

The target IOPS rate of the volume.

Type: Integer

Required: No

### **targetMultiAttachEnabled**

The target setting for Amazon EBS Multi-Attach.

Type: Boolean

Required: No

### **targetSize**

The target size of the volume, in GiB.

Type: Integer

Required: No

### **targetThroughput**

The target throughput of the volume, in MiB/s.

Type: Integer

Required: No

### **targetVolumeType**

The target EBS volume type of the volume.

Type: String

Valid Values: `standard` | `io1` | `io2` | `gp2` | `sc1` | `st1` | `gp3`

Required: No

### **volumeId**

The ID of the volume.

Type: String

Required: No



## See Also

For more information about using this API in one of the language-specific AWS SDKs, see the following:

- [AWS SDK for C++](#)
- [AWS SDK for Java V2](#)
- [AWS SDK for Ruby V3](#)

# VolumeStatusAction

Describes a volume status operation code.

## Contents

### code

The code identifying the operation, for example, `enable-volume-io`.

Type: String

Required: No

### description

A description of the operation.

Type: String

Required: No

### eventId

The ID of the event associated with this operation.

Type: String

Required: No

### eventType

The event type associated with this operation.

Type: String

Required: No

## See Also

For more information about using this API in one of the language-specific AWS SDKs, see the following:

- [AWS SDK for C++](#)

- [AWS SDK for Java V2](#)
- [AWS SDK for Ruby V3](#)

# VolumeStatusAttachmentStatus

Information about the instances to which the volume is attached.

## Contents

### instanceId

The ID of the attached instance.

Type: String

Required: No

### ioPerformance

The maximum IOPS supported by the attached instance.

Type: String

Required: No

## See Also

For more information about using this API in one of the language-specific AWS SDKs, see the following:

- [AWS SDK for C++](#)
- [AWS SDK for Java V2](#)
- [AWS SDK for Ruby V3](#)

# VolumeStatusDetails

Describes a volume status.

## Contents

### name

The name of the volume status.

Type: String

Valid Values: `io-enabled` | `io-performance`

Required: No

### status

The intended status of the volume status.

Type: String

Required: No

## See Also

For more information about using this API in one of the language-specific AWS SDKs, see the following:

- [AWS SDK for C++](#)
- [AWS SDK for Java V2](#)
- [AWS SDK for Ruby V3](#)

# VolumeStatusEvent

Describes a volume status event.

## Contents

### description

A description of the event.

Type: String

Required: No

### eventId

The ID of this event.

Type: String

Required: No

### eventType

The type of this event.

Type: String

Required: No

### instanceId

The ID of the instance associated with the event.

Type: String

Required: No

### notAfter

The latest end time of the event.

Type: Timestamp

Required: No

## **notBefore**

The earliest start time of the event.

Type: Timestamp

Required: No

## **See Also**

For more information about using this API in one of the language-specific AWS SDKs, see the following:

- [AWS SDK for C++](#)
- [AWS SDK for Java V2](#)
- [AWS SDK for Ruby V3](#)

# VolumeStatusInfo

Describes the status of a volume.

## Contents

### details

The details of the volume status.

Type: Array of [VolumeStatusDetails](#) objects

Required: No

### status

The status of the volume.

Type: String

Valid Values: ok | impaired | insufficient-data

Required: No

## See Also

For more information about using this API in one of the language-specific AWS SDKs, see the following:

- [AWS SDK for C++](#)
- [AWS SDK for Java V2](#)
- [AWS SDK for Ruby V3](#)



# VolumeStatusItem

Describes the volume status.

## Contents

### actionsSet

The details of the operation.

Type: Array of [VolumeStatusAction](#) objects

Required: No

### attachmentStatuses

Information about the instances to which the volume is attached.

Type: Array of [VolumeStatusAttachmentStatus](#) objects

Required: No

### availabilityZone

The Availability Zone of the volume.

Type: String

Required: No

### eventsSet

A list of events associated with the volume.

Type: Array of [VolumeStatusEvent](#) objects

Required: No

### outpostArn

The Amazon Resource Name (ARN) of the Outpost.

Type: String

Required: No

**volumeId**

The volume ID.

Type: String

Required: No

**volumeStatus**

The volume status.

Type: [VolumeStatusInfo](#) object

Required: No

**See Also**

For more information about using this API in one of the language-specific AWS SDKs, see the following:

- [AWS SDK for C++](#)
- [AWS SDK for Java V2](#)
- [AWS SDK for Ruby V3](#)

# Vpc

Describes a VPC.

## Contents

### **cidrBlock**

The primary IPv4 CIDR block for the VPC.

Type: String

Required: No

### **cidrBlockAssociationSet**

Information about the IPv4 CIDR blocks associated with the VPC.

Type: Array of [VpcCidrBlockAssociation](#) objects

Required: No

### **dhcpOptionsId**

The ID of the set of DHCP options you've associated with the VPC.

Type: String

Required: No

### **instanceTenancy**

The allowed tenancy of instances launched into the VPC.

Type: String

Valid Values: default | dedicated | host

Required: No

### **ipv6CidrBlockAssociationSet**

Information about the IPv6 CIDR blocks associated with the VPC.

Type: Array of [VpcIpv6CidrBlockAssociation](#) objects

Required: No

**isDefault**

Indicates whether the VPC is the default VPC.

Type: Boolean

Required: No

**ownerId**

The ID of the AWS account that owns the VPC.

Type: String

Required: No

**state**

The current state of the VPC.

Type: String

Valid Values: pending | available

Required: No

**tagSet**

Any tags assigned to the VPC.

Type: Array of [Tag](#) objects

Required: No

**vpId**

The ID of the VPC.

Type: String

Required: No

**See Also**

For more information about using this API in one of the language-specific AWS SDKs, see the following:

- [AWS SDK for C++](#)
- [AWS SDK for Java V2](#)
- [AWS SDK for Ruby V3](#)

# VpcAttachment

Describes an attachment between a virtual private gateway and a VPC.

## Contents

### state

The current state of the attachment.

Type: String

Valid Values: `attaching` | `attached` | `detaching` | `detached`

Required: No

### vpcId

The ID of the VPC.

Type: String

Required: No

## See Also

For more information about using this API in one of the language-specific AWS SDKs, see the following:

- [AWS SDK for C++](#)
- [AWS SDK for Java V2](#)
- [AWS SDK for Ruby V3](#)

# VpcCidrBlockAssociation

Describes an IPv4 CIDR block associated with a VPC.

## Contents

### **associationId**

The association ID for the IPv4 CIDR block.

Type: String

Required: No

### **cidrBlock**

The IPv4 CIDR block.

Type: String

Required: No

### **cidrBlockState**

Information about the state of the CIDR block.

Type: [VpcCidrBlockState](#) object

Required: No

## See Also

For more information about using this API in one of the language-specific AWS SDKs, see the following:

- [AWS SDK for C++](#)
- [AWS SDK for Java V2](#)
- [AWS SDK for Ruby V3](#)

# VpcCidrBlockState

Describes the state of a CIDR block.

## Contents

### state

The state of the CIDR block.

Type: String

Valid Values: associating | associated | disassociating | disassociated | failing | failed

Required: No

### statusMessage

A message about the status of the CIDR block, if applicable.

Type: String

Required: No

## See Also

For more information about using this API in one of the language-specific AWS SDKs, see the following:

- [AWS SDK for C++](#)
- [AWS SDK for Java V2](#)
- [AWS SDK for Ruby V3](#)



# VpcClassicLink

**Note**

Deprecated.

Describes whether a VPC is enabled for ClassicLink.

## Contents

### **classicLinkEnabled**

Indicates whether the VPC is enabled for ClassicLink.

Type: Boolean

Required: No

### **tagSet**

Any tags assigned to the VPC.

Type: Array of [Tag](#) objects

Required: No

### **vpId**

The ID of the VPC.

Type: String

Required: No

## See Also

For more information about using this API in one of the language-specific AWS SDKs, see the following:

- [AWS SDK for C++](#)
- [AWS SDK for Java V2](#)

- [AWS SDK for Ruby V3](#)

# VpcEndpoint

Describes a VPC endpoint.

## Contents

### creationTimestamp

The date and time that the endpoint was created.

Type: Timestamp

Required: No

### dnsEntrySet

(Interface endpoint) The DNS entries for the endpoint.

Type: Array of [DnsEntry](#) objects

Required: No

### dnsOptions

The DNS options for the endpoint.

Type: [DnsOptions](#) object

Required: No

### groupSet

(Interface endpoint) Information about the security groups that are associated with the network interface.

Type: Array of [SecurityGroupIdentifier](#) objects

Required: No

### ipAddressType

The IP address type for the endpoint.

Type: String

Valid Values: `ipv4` | `dualstack` | `ipv6`

Required: No

### **lastError**

The last error that occurred for endpoint.

Type: [LastError](#) object

Required: No

### **networkInterfaceIdSet**

(Interface endpoint) The network interfaces for the endpoint.

Type: Array of strings

Required: No

### **ownerId**

The ID of the AWS account that owns the endpoint.

Type: String

Required: No

### **policyDocument**

The policy document associated with the endpoint, if applicable.

Type: String

Required: No

### **privateDnsEnabled**

(Interface endpoint) Indicates whether the VPC is associated with a private hosted zone.

Type: Boolean

Required: No

### **requesterManaged**

Indicates whether the endpoint is being managed by its service.

Type: Boolean

Required: No

**routeTableIdSet**

(Gateway endpoint) The IDs of the route tables associated with the endpoint.

Type: Array of strings

Required: No

**serviceName**

The name of the service to which the endpoint is associated.

Type: String

Required: No

**state**

The state of the endpoint.

Type: String

Valid Values: PendingAcceptance | Pending | Available | Deleting | Deleted | Rejected | Failed | Expired

Required: No

**subnetIdSet**

(Interface endpoint) The subnets for the endpoint.

Type: Array of strings

Required: No

**tagSet**

The tags assigned to the endpoint.

Type: Array of [Tag](#) objects

Required: No

**vpcEndpointId**

The ID of the endpoint.

Type: String

Required: No

### **vpcEndpointType**

The type of endpoint.

Type: String

Valid Values: Interface | Gateway | GatewayLoadBalancer

Required: No

### **vpcId**

The ID of the VPC to which the endpoint is associated.

Type: String

Required: No

## **See Also**

For more information about using this API in one of the language-specific AWS SDKs, see the following:

- [AWS SDK for C++](#)
- [AWS SDK for Java V2](#)
- [AWS SDK for Ruby V3](#)

# VpcEndpointConnection

Describes a VPC endpoint connection to a service.

## Contents

### creationTimestamp

The date and time that the VPC endpoint was created.

Type: Timestamp

Required: No

### dnsEntrySet

The DNS entries for the VPC endpoint.

Type: Array of [DnsEntry](#) objects

Required: No

### gatewayLoadBalancerArnSet

The Amazon Resource Names (ARNs) of the Gateway Load Balancers for the service.

Type: Array of strings

Required: No

### ipAddressType

The IP address type for the endpoint.

Type: String

Valid Values: `ipv4` | `dualstack` | `ipv6`

Required: No

### networkLoadBalancerArnSet

The Amazon Resource Names (ARNs) of the network load balancers for the service.

Type: Array of strings

Required: No

**serviceId**

The ID of the service to which the endpoint is connected.

Type: String

Required: No

**tagSet**

The tags.

Type: Array of [Tag](#) objects

Required: No

**vpcEndpointConnectionId**

The ID of the VPC endpoint connection.

Type: String

Required: No

**vpcEndpointId**

The ID of the VPC endpoint.

Type: String

Required: No

**vpcEndpointOwner**

The ID of the AWS account that owns the VPC endpoint.

Type: String

Required: No

**vpcEndpointState**

The state of the VPC endpoint.

Type: String



Valid Values: PendingAcceptance | Pending | Available | Deleting | Deleted | Rejected | Failed | Expired

Required: No

## See Also

For more information about using this API in one of the language-specific AWS SDKs, see the following:

- [AWS SDK for C++](#)
- [AWS SDK for Java V2](#)
- [AWS SDK for Ruby V3](#)

# Vpclpv6CidrBlockAssociation

Describes an IPv6 CIDR block associated with a VPC.

## Contents

### **associationId**

The association ID for the IPv6 CIDR block.

Type: String

Required: No

### **ipSource**

The source that allocated the IP address space. `byoip` or `amazon` indicates public IP address space allocated by Amazon or space that you have allocated with Bring your own IP (BYOIP). `none` indicates private space.

Type: String

Valid Values: `amazon` | `byoip` | `none`

Required: No

### **ipv6AddressAttribute**

Public IPv6 addresses are those advertised on the internet from AWS. Private IP addresses are not and cannot be advertised on the internet from AWS.

Type: String

Valid Values: `public` | `private`

Required: No

### **ipv6CidrBlock**

The IPv6 CIDR block.

Type: String

Required: No

## ipv6CidrBlockState

Information about the state of the CIDR block.

Type: [VpcCidrBlockState](#) object

Required: No

## ipv6Pool

The ID of the IPv6 address pool from which the IPv6 CIDR block is allocated.

Type: String

Required: No

## networkBorderGroup

The name of the unique set of Availability Zones, Local Zones, or Wavelength Zones from which AWS advertises IP addresses, for example, `us-east-1-wl1-bos-wlz-1`.

Type: String

Required: No

## See Also

For more information about using this API in one of the language-specific AWS SDKs, see the following:

- [AWS SDK for C++](#)
- [AWS SDK for Java V2](#)
- [AWS SDK for Ruby V3](#)

# VpcPeeringConnection

Describes a VPC peering connection.

## Contents

### accepterVpcInfo

Information about the accepter VPC. CIDR block information is only returned when describing an active VPC peering connection.

Type: [VpcPeeringConnectionVpcInfo](#) object

Required: No

### expirationTime

The time that an unaccepted VPC peering connection will expire.

Type: Timestamp

Required: No

### requesterVpcInfo

Information about the requester VPC. CIDR block information is only returned when describing an active VPC peering connection.

Type: [VpcPeeringConnectionVpcInfo](#) object

Required: No

### status

The status of the VPC peering connection.

Type: [VpcPeeringConnectionStateReason](#) object

Required: No

### tagSet

Any tags assigned to the resource.

Type: Array of [Tag](#) objects

Required: No

### **vpcPeeringConnectionId**

The ID of the VPC peering connection.

Type: String

Required: No

## **See Also**

For more information about using this API in one of the language-specific AWS SDKs, see the following:

- [AWS SDK for C++](#)
- [AWS SDK for Java V2](#)
- [AWS SDK for Ruby V3](#)

# VpcPeeringConnectionOptionsDescription

Describes the VPC peering connection options.

## Contents

### **allowDnsResolutionFromRemoteVpc**

Indicates whether a local VPC can resolve public DNS hostnames to private IP addresses when queried from instances in a peer VPC.

Type: Boolean

Required: No

### **allowEgressFromLocalClassicLinkToRemoteVpc**

Deprecated.

Type: Boolean

Required: No

### **allowEgressFromLocalVpcToRemoteClassicLink**

Deprecated.

Type: Boolean

Required: No

## See Also

For more information about using this API in one of the language-specific AWS SDKs, see the following:

- [AWS SDK for C++](#)
- [AWS SDK for Java V2](#)
- [AWS SDK for Ruby V3](#)

# VpcPeeringConnectionStateReason

Describes the status of a VPC peering connection.

## Contents

### code

The status of the VPC peering connection.

Type: String

Valid Values: `initiating-request` | `pending-acceptance` | `active` | `deleted` | `rejected` | `failed` | `expired` | `provisioning` | `deleting`

Required: No

### message

A message that provides more information about the status, if applicable.

Type: String

Required: No

## See Also

For more information about using this API in one of the language-specific AWS SDKs, see the following:

- [AWS SDK for C++](#)
- [AWS SDK for Java V2](#)
- [AWS SDK for Ruby V3](#)

# VpcPeeringConnectionVpcInfo

Describes a VPC in a VPC peering connection.

## Contents

### cidrBlock

The IPv4 CIDR block for the VPC.

Type: String

Required: No

### cidrBlockSet

Information about the IPv4 CIDR blocks for the VPC.

Type: Array of [CidrBlock](#) objects

Required: No

### ipv6CidrBlockSet

The IPv6 CIDR block for the VPC.

Type: Array of [Ipv6CidrBlock](#) objects

Required: No

### ownerId

The ID of the AWS account that owns the VPC.

Type: String

Required: No

### peeringOptions

Information about the VPC peering connection options for the acceptor or requester VPC.

Type: [VpcPeeringConnectionOptionsDescription](#) object

Required: No



**region**

The Region in which the VPC is located.

Type: String

Required: No

**vpcId**

The ID of the VPC.

Type: String

Required: No

**See Also**

For more information about using this API in one of the language-specific AWS SDKs, see the following:

- [AWS SDK for C++](#)
- [AWS SDK for Java V2](#)
- [AWS SDK for Ruby V3](#)

# VpnConnection

Describes a VPN connection.

## Contents

### category

The category of the VPN connection. A value of VPN indicates an AWS VPN connection. A value of VPN-Classic indicates an AWS Classic VPN connection.

Type: String

Required: No

### coreNetworkArn

The ARN of the core network.

Type: String

Required: No

### coreNetworkAttachmentArn

The ARN of the core network attachment.

Type: String

Required: No

### customerGatewayConfiguration

The configuration information for the VPN connection's customer gateway (in the native XML format). This element is always present in the [CreateVpnConnection](#) response; however, it's present in the [DescribeVpnConnections](#) response only if the VPN connection is in the pending or available state.

Type: String

Required: No

### customerGatewayId

The ID of the customer gateway at your end of the VPN connection.

Type: String

Required: No

### **gatewayAssociationState**

The current state of the gateway association.

Type: String

Valid Values: associated | not-associated | associating | disassociating

Required: No

### **options**

The VPN connection options.

Type: [VpnConnectionOptions](#) object

Required: No

### **routes**

The static routes associated with the VPN connection.

Type: Array of [VpnStaticRoute](#) objects

Required: No

### **state**

The current state of the VPN connection.

Type: String

Valid Values: pending | available | deleting | deleted

Required: No

### **tagSet**

Any tags assigned to the VPN connection.

Type: Array of [Tag](#) objects

Required: No

**transitGatewayId**

The ID of the transit gateway associated with the VPN connection.

Type: String

Required: No

**type**

The type of VPN connection.

Type: String

Valid Values: ipsec.1

Required: No

**vgwTelemetry**

Information about the VPN tunnel.

Type: Array of [VgwTelemetry](#) objects

Required: No

**vpnConnectionId**

The ID of the VPN connection.

Type: String

Required: No

**vpnGatewayId**

The ID of the virtual private gateway at the AWS side of the VPN connection.

Type: String

Required: No

**See Also**

For more information about using this API in one of the language-specific AWS SDKs, see the following:

- [AWS SDK for C++](#)
- [AWS SDK for Java V2](#)
- [AWS SDK for Ruby V3](#)

# VpnConnectionDeviceType

List of customer gateway devices that have a sample configuration file available for use. You can also see the list of device types with sample configuration files available under [Your customer gateway device](#) in the *AWS Site-to-Site VPN User Guide*.

## Contents

### platform

Customer gateway device platform.

Type: String

Required: No

### software

Customer gateway device software version.

Type: String

Required: No

### vendor

Customer gateway device vendor.

Type: String

Required: No

### vpnConnectionDeviceTypeId

Customer gateway device identifier.

Type: String

Required: No

## See Also

For more information about using this API in one of the language-specific AWS SDKs, see the following:

- [AWS SDK for C++](#)
- [AWS SDK for Java V2](#)
- [AWS SDK for Ruby V3](#)

# VpnConnectionOptions

Describes VPN connection options.

## Contents

### **enableAcceleration**

Indicates whether acceleration is enabled for the VPN connection.

Type: Boolean

Required: No

### **localIpv4NetworkCidr**

The IPv4 CIDR on the customer gateway (on-premises) side of the VPN connection.

Type: String

Required: No

### **localIpv6NetworkCidr**

The IPv6 CIDR on the customer gateway (on-premises) side of the VPN connection.

Type: String

Required: No

### **outsideIpAddressType**

The type of IPv4 address assigned to the outside interface of the customer gateway.

Valid values: `PrivateIpv4` | `PublicIpv4`

Default: `PublicIpv4`

Type: String

Required: No

### **remoteIpv4NetworkCidr**

The IPv4 CIDR on the AWS side of the VPN connection.



Type: String

Required: No

### **remoteIpv6NetworkCidr**

The IPv6 CIDR on the AWS side of the VPN connection.

Type: String

Required: No

### **staticRoutesOnly**

Indicates whether the VPN connection uses static routes only. Static routes must be used for devices that don't support BGP.

Type: Boolean

Required: No

### **transportTransitGatewayAttachmentId**

The transit gateway attachment ID in use for the VPN tunnel.

Type: String

Required: No

### **tunnelInsideIpVersion**

Indicates whether the VPN tunnels process IPv4 or IPv6 traffic.

Type: String

Valid Values: `ipv4` | `ipv6`

Required: No

### **tunnelOptionSet**

Indicates the VPN tunnel options.

Type: Array of [TunnelOption](#) objects

Required: No

## See Also

For more information about using this API in one of the language-specific AWS SDKs, see the following:

- [AWS SDK for C++](#)
- [AWS SDK for Java V2](#)
- [AWS SDK for Ruby V3](#)

# VpnConnectionOptionsSpecification

Describes VPN connection options.

## Contents

### EnableAcceleration

Indicate whether to enable acceleration for the VPN connection.

Default: `false`

Type: Boolean

Required: No

### LocalIpv4NetworkCidr

The IPv4 CIDR on the customer gateway (on-premises) side of the VPN connection.

Default: `0.0.0.0/0`

Type: String

Required: No

### LocalIpv6NetworkCidr

The IPv6 CIDR on the customer gateway (on-premises) side of the VPN connection.

Default: `::/0`

Type: String

Required: No

### OutsideIpAddressType

The type of IPv4 address assigned to the outside interface of the customer gateway device.

Valid values: `PrivateIpv4` | `PublicIpv4`

Default: `PublicIpv4`

Type: String

Required: No

### **RemoteIpv4NetworkCidr**

The IPv4 CIDR on the AWS side of the VPN connection.

Default: `0.0.0.0/0`

Type: String

Required: No

### **RemoteIpv6NetworkCidr**

The IPv6 CIDR on the AWS side of the VPN connection.

Default: `::/0`

Type: String

Required: No

### **StaticRoutesOnly**

Indicate whether the VPN connection uses static routes only. If you are creating a VPN connection for a device that does not support BGP, you must specify `true`. Use [CreateVpnConnectionRoute](#) to create a static route.

Default: `false`

Type: Boolean

Required: No

### **TransportTransitGatewayAttachmentId**

The transit gateway attachment ID to use for the VPN tunnel.

Required if `OutsideIpAddressType` is set to `PrivateIpv4`.

Type: String

Required: No

### **TunnelInsideIpVersion**

Indicate whether the VPN tunnels process IPv4 or IPv6 traffic.

Default: `ipv4`

Type: String

Valid Values: `ipv4` | `ipv6`

Required: No

### **TunnelOptions**

The tunnel options for the VPN connection.

Type: Array of [VpnTunnelOptionsSpecification](#) objects

Required: No

## **See Also**

For more information about using this API in one of the language-specific AWS SDKs, see the following:

- [AWS SDK for C++](#)
- [AWS SDK for Java V2](#)
- [AWS SDK for Ruby V3](#)

# VpnGateway

Describes a virtual private gateway.

## Contents

### **amazonSideAsn**

The private Autonomous System Number (ASN) for the Amazon side of a BGP session.

Type: Long

Required: No

### **attachments**

Any VPCs attached to the virtual private gateway.

Type: Array of [VpcAttachment](#) objects

Required: No

### **availabilityZone**

The Availability Zone where the virtual private gateway was created, if applicable. This field may be empty or not returned.

Type: String

Required: No

### **state**

The current state of the virtual private gateway.

Type: String

Valid Values: pending | available | deleting | deleted

Required: No

### **tagSet**

Any tags assigned to the virtual private gateway.

Type: Array of [Tag](#) objects

Required: No

### **type**

The type of VPN connection the virtual private gateway supports.

Type: String

Valid Values: ipsec.1

Required: No

### **vpnGatewayId**

The ID of the virtual private gateway.

Type: String

Required: No

## **See Also**

For more information about using this API in one of the language-specific AWS SDKs, see the following:

- [AWS SDK for C++](#)
- [AWS SDK for Java V2](#)
- [AWS SDK for Ruby V3](#)

# VpnStaticRoute

Describes a static route for a VPN connection.

## Contents

### **destinationCidrBlock**

The CIDR block associated with the local subnet of the customer data center.

Type: String

Required: No

### **source**

Indicates how the routes were provided.

Type: String

Valid Values: `Static`

Required: No

### **state**

The current state of the static route.

Type: String

Valid Values: `pending` | `available` | `deleting` | `deleted`

Required: No

## See Also

For more information about using this API in one of the language-specific AWS SDKs, see the following:

- [AWS SDK for C++](#)
- [AWS SDK for Java V2](#)
- [AWS SDK for Ruby V3](#)





# VpnTunnelLogOptions

Options for logging VPN tunnel activity.

## Contents

### cloudWatchLogOptions

Options for sending VPN tunnel logs to CloudWatch.

Type: [CloudWatchLogOptions](#) object

Required: No

## See Also

For more information about using this API in one of the language-specific AWS SDKs, see the following:

- [AWS SDK for C++](#)
- [AWS SDK for Java V2](#)
- [AWS SDK for Ruby V3](#)

# VpnTunnelLogOptionsSpecification

Options for logging VPN tunnel activity.

## Contents

### CloudWatchLogOptions

Options for sending VPN tunnel logs to CloudWatch.

Type: [CloudWatchLogOptionsSpecification](#) object

Required: No

## See Also

For more information about using this API in one of the language-specific AWS SDKs, see the following:

- [AWS SDK for C++](#)
- [AWS SDK for Java V2](#)
- [AWS SDK for Ruby V3](#)

# VpnTunnelOptionsSpecification

The tunnel options for a single VPN tunnel.

## Contents

### DPDTimeoutAction

The action to take after DPD timeout occurs. Specify `restart` to restart the IKE initiation. Specify `clear` to end the IKE session.

Valid Values: `clear` | `none` | `restart`

Default: `clear`

Type: String

Required: No

### DPDTimeoutSeconds

The number of seconds after which a DPD timeout occurs.

Constraints: A value greater than or equal to 30.

Default: 30

Type: Integer

Required: No

### EnableTunnelLifecycleControl

Turn on or off tunnel endpoint lifecycle control feature.

Type: Boolean

Required: No

### IKEVersions

The IKE versions that are permitted for the VPN tunnel.

Valid values: `ikev1` | `ikev2`

Type: Array of [IKEVersionsRequestListValue](#) objects

Required: No

### LogOptions

Options for logging VPN tunnel activity.

Type: [VpnTunnelLogOptionsSpecification](#) object

Required: No

### Phase1DHGroupNumbers

One or more Diffie-Hellman group numbers that are permitted for the VPN tunnel for phase 1 IKE negotiations.

Valid values: 2 | 14 | 15 | 16 | 17 | 18 | 19 | 20 | 21 | 22 | 23 | 24

Type: Array of [Phase1DHGroupNumbersRequestListValue](#) objects

Required: No

### Phase1EncryptionAlgorithms

One or more encryption algorithms that are permitted for the VPN tunnel for phase 1 IKE negotiations.

Valid values: AES128 | AES256 | AES128-GCM-16 | AES256-GCM-16

Type: Array of [Phase1EncryptionAlgorithmsRequestListValue](#) objects

Required: No

### Phase1IntegrityAlgorithms

One or more integrity algorithms that are permitted for the VPN tunnel for phase 1 IKE negotiations.

Valid values: SHA1 | SHA2-256 | SHA2-384 | SHA2-512

Type: Array of [Phase1IntegrityAlgorithmsRequestListValue](#) objects

Required: No

## Phase1LifetimeSeconds

The lifetime for phase 1 of the IKE negotiation, in seconds.

Constraints: A value between 900 and 28,800.

Default: 28800

Type: Integer

Required: No

## Phase2DHGroupNumbers

One or more Diffie-Hellman group numbers that are permitted for the VPN tunnel for phase 2 IKE negotiations.

Valid values: 2 | 5 | 14 | 15 | 16 | 17 | 18 | 19 | 20 | 21 | 22 | 23 | 24

Type: Array of [Phase2DHGroupNumbersRequestListValue](#) objects

Required: No

## Phase2EncryptionAlgorithms

One or more encryption algorithms that are permitted for the VPN tunnel for phase 2 IKE negotiations.

Valid values: AES128 | AES256 | AES128-GCM-16 | AES256-GCM-16

Type: Array of [Phase2EncryptionAlgorithmsRequestListValue](#) objects

Required: No

## Phase2IntegrityAlgorithms

One or more integrity algorithms that are permitted for the VPN tunnel for phase 2 IKE negotiations.

Valid values: SHA1 | SHA2-256 | SHA2-384 | SHA2-512

Type: Array of [Phase2IntegrityAlgorithmsRequestListValue](#) objects

Required: No

## **Phase2LifetimeSeconds**

The lifetime for phase 2 of the IKE negotiation, in seconds.

Constraints: A value between 900 and 3,600. The value must be less than the value for `Phase1LifetimeSeconds`.

Default: 3600

Type: Integer

Required: No

## **PreSharedKey**

The pre-shared key (PSK) to establish initial authentication between the virtual private gateway and customer gateway.

Constraints: Allowed characters are alphanumeric characters, periods (.), and underscores (\_). Must be between 8 and 64 characters in length and cannot start with zero (0).

Type: String

Required: No

## **RekeyFuzzPercentage**

The percentage of the rekey window (determined by `RekeyMarginTimeSeconds`) during which the rekey time is randomly selected.

Constraints: A value between 0 and 100.

Default: 100

Type: Integer

Required: No

## **RekeyMarginTimeSeconds**

The margin time, in seconds, before the phase 2 lifetime expires, during which the AWS side of the VPN connection performs an IKE rekey. The exact time of the rekey is randomly selected based on the value for `RekeyFuzzPercentage`.

Constraints: A value between 60 and half of `Phase2LifetimeSeconds`.

Default: 270

Type: Integer

Required: No

### **ReplayWindowSize**

The number of packets in an IKE replay window.

Constraints: A value between 64 and 2048.

Default: 1024

Type: Integer

Required: No

### **StartupAction**

The action to take when the establishing the tunnel for the VPN connection. By default, your customer gateway device must initiate the IKE negotiation and bring up the tunnel. Specify `start` for AWS to initiate the IKE negotiation.

Valid Values: `add` | `start`

Default: `add`

Type: String

Required: No

### **TunnelInsideCidr**

The range of inside IPv4 addresses for the tunnel. Any specified CIDR blocks must be unique across all VPN connections that use the same virtual private gateway.

Constraints: A size /30 CIDR block from the 169.254.0.0/16 range. The following CIDR blocks are reserved and cannot be used:

- 169.254.0.0/30
- 169.254.1.0/30
- 169.254.2.0/30
- 169.254.3.0/30



- 169.254.4.0/30
- 169.254.5.0/30
- 169.254.169.252/30

Type: String

Required: No

### **TunnelInsideIpv6Cidr**

The range of inside IPv6 addresses for the tunnel. Any specified CIDR blocks must be unique across all VPN connections that use the same transit gateway.

Constraints: A size /126 CIDR block from the local fd00: :/8 range.

Type: String

Required: No

## **See Also**

For more information about using this API in one of the language-specific AWS SDKs, see the following:

- [AWS SDK for C++](#)
- [AWS SDK for Java V2](#)
- [AWS SDK for Ruby V3](#)

# Making requests to the Amazon EC2 API

## Important

As of **October 14, 2022**, HTTP responses from the Amazon EC2 APIs no longer include a reason-phrase element. As recommended by [RFC7230](#), you should ensure that your applications do not make use of the reason-phrase content. Ensure that your applications use the 3-digit status-code element included in the HTTP response instead.

We provide the Query API for Amazon EC2, as well as software development kits (SDK) for AWS that enable you to access Amazon EC2 from your preferred programming language. For more information, see the [Amazon EC2 Developer Guide](#).

## Contents

- [Required knowledge](#)
- [Available APIs for Amazon EC2](#)
- [Query requests for Amazon EC2](#)
- [Troubleshooting API request errors](#)
- [Cross-origin resource sharing support and Amazon EC2](#)
- [VM Import Manifest](#)

## Required knowledge

If you plan to access Amazon EC2 through an API, you should be familiar with the following:

- XML
- Web services
- HTTP requests
- One or more programming languages, such as Java, PHP, Perl, Python, Ruby, C#, or C++.

## Available APIs for Amazon EC2

The Amazon EC2 Query API provides HTTP or HTTPS requests that use the HTTP verb GET or POST and a Query parameter named `Action`.

AWS provides libraries, sample code, tutorials, and other resources for software developers who prefer to build applications using language-specific APIs instead of submitting a request over HTTP or HTTPS. These libraries provide basic functions that automatically take care of tasks such as cryptographically signing your requests, retrying requests, and handling error responses, so that it is easier for you to get started.

For more information, see [Create Amazon EC2 resources using an AWS SDK](#) in the *Amazon EC2 Developer Guide*.

## Query requests for Amazon EC2

Query requests are HTTP or HTTPS requests that use the HTTP verb GET or POST and a Query parameter named `Action`. For each Amazon EC2 API action, you can choose whether to use GET or POST. Regardless of which verb you choose, the same data is sent and received. For a list of Amazon EC2 API actions, see [Actions](#).

### Contents

- [Structure of a GET request](#)
- [Query parameters](#)
- [Query API authentication](#)
- [Query response structures](#)
- [Pagination](#)
- [Preventing requests over HTTP](#)

## Structure of a GET request

The Amazon EC2 documentation presents the GET requests as URLs, which can be used directly in a browser.

**Note**

Because the GET requests are URLs, you must URL encode the parameter values. In the Amazon EC2 documentation, we leave the example GET requests unencoded to make them easier to read.

The request consists of the following:

- **Endpoint:** The URL that serves as the entry point for the web service. For more information, see [Amazon EC2 service endpoints](#).
- **Action:** The action that you want to perform; for example, use `RunInstances` to launch an instance.
- **Parameters:** Any parameters for the action; each parameter is separated by an ampersand (&).
- **Version:** The API version to use. For the Amazon EC2 API, the version is 2016-11-15.
- **Authorization parameters:** The authorization parameters that AWS uses to ensure the validity and authenticity of the request. Amazon EC2 supports Signature Version 2 and Signature Version 4. We recommend that you use Signature Version 4. For more information, see [Signing AWS API requests](#) in the *IAM User Guide*.

The following optional parameters can be included in your request:

- **DryRun:** Checks whether you have the required permissions for the action, without actually making the request. If you have the required permissions, the request returns `DryRunOperation`; otherwise, it returns `UnauthorizedOperation`.
- **SecurityToken:** The temporary security token obtained through a call to AWS Security Token Service.

For more information about common parameters for API requests, see [Common query parameters](#).

The following is an example request that launches instances:

```
https://ec2.amazonaws.com/?
Action=RunInstances&ImageId=ami-2bb65342&MaxCount=3&MinCount=1&Placement.AvailabilityZone=us-
east-1a&Monitoring.Enabled=true&Version=2016-11-15&X-Amz-Algorithm=AWS4-HMAC-
SHA256&X-Amz-Credential=AKIDEXAMPLE%2F20130813%2Fus-east-1%2Fec2%2Faws4_request&X-
```

```
Amz-Date=20130813T150206Z&X-Amz-SignedHeaders=content-type%3Bhost%3Bx-amz-date&X-Amz-Signature=525d1a96c69b5549dd78dbbec8efe264102288b83ba87b7d58d4b76b71f59fd2
Content-type: application/json
host:ec2.amazonaws.com
```

To make these example requests even easier to read, AWS documentation may present them in the following format:

```
https://ec2.amazonaws.com/?Action=RunInstances
&ImageId=ami-2bb65342
&MaxCount=3
&MinCount=1
&Placement.AvailabilityZone=us-east-1a
&Monitoring.Enabled=true
&Version=2016-11-15
&X-Amz-Algorithm=AWS4-HMAC-SHA256
&X-Amz-Credential=AKIAIOSFODNN7EXAMPLEus-east-1%2Fec2%2Faws4_request
&X-Amz-Date=20130813T150206Z
&X-Amz-SignedHeaders=content-type%3Bhost%3Bx-amz-date
&X-Amz-Signature=ced6826de92d2bdeed8f846f0bf508e8559e98e4b0194b84example54174deb456c
Content-type: application/json
host:ec2.amazonaws.com
```

The first line specifies the endpoint of the request. After the endpoint is a question mark (?), which separates the endpoint from the parameters. For more information about Amazon EC2 endpoints, see [Amazon EC2 service endpoints](#).

The Action parameter indicates the action to perform. For a complete list of actions, see [Actions](#). The remaining lines specify additional parameters for the request.

In the example Query requests we present in the Amazon EC2 API documentation, we omit the headers, [common required parameters](#), and authentication parameters to make it easier for you to focus on the parameters for the action. We replace them with the &AUTHPARAMS literal string to remind you that you must include these parameters in your request; for example:

```
https://ec2.amazonaws.com/?Action=RunInstances
&ImageId=ami-2bb65342
&MaxCount=3
&MinCount=1
&Placement.AvailabilityZone=us-east-1a
&Monitoring.Enabled=true
```

`&AUTHPARAMS`

### Important

Before you specify your access key ID for the `AWSAccessKeyId` or `Credential` parameter, review and follow the guidance in [Before you specify your access key ID for the `AWSAccessKeyId` or `Credential` parameter](#).

## Query parameters

Each Query request must include required common parameters to handle authentication and selection of an action. Query parameters are case sensitive.

Some operations take lists of parameters. These lists are specified using the *param.n* notation, where *n* is an integer starting from 1.

The following example adds multiple devices to a block device mapping using a list of `BlockDeviceMapping` parameters.

```
http://ec2.amazonaws.com/?Action=RunInstances
&ImageId.1=ami-72aa081b
...
&BlockDeviceMapping.1.DeviceName=/dev/sdj
&BlockDeviceMapping.1.Ebs.NoDevice=true
&BlockDeviceMapping.2.DeviceName=/dev/sdh
&BlockDeviceMapping.2.Ebs.VolumeSize=300
&BlockDeviceMapping.3.DeviceName=/dev/sdc
&BlockDeviceMapping.3.VirtualName=ephemeral1
&AUTHPARAMS
```

## Query API authentication

You can send Query requests over either the HTTP or HTTPS protocol.

Regardless of which protocol you use, you must include a signature in every Query request. Amazon EC2 supports Signature Version 2 and Signature Version 4. We recommend that you use Signature Version 4. For more information, see [Signing AWS API requests](#) in the *IAM User Guide*.

Signature Version 4 requests allow you to specify all the authorization parameters in a single header, for example:



## Considerations

- As of July 31 2024, for any new Amazon EC2 API actions or newly supported AWS Regions, the XML data structures in the responses won't include new lines and indentations. If you use a custom client, ensure that it does not rely on the responses including new lines and indentations.
- As of July 31 2025, the XML data structures in the responses will no longer include new lines and indentations. This change will reduce the size of the responses. If you use a custom client, ensure that it does not rely on the responses including new lines and indentations.
- The order of the elements in the response, including those within nested structures, might vary. Applications should not assume that the elements appear in a particular order.

## Pagination

For actions that can return a long list of items, the Amazon EC2 API includes parameters to support pagination: `MaxResults`, `NextToken` (input), and `nextToken` (output). With pagination, you specify a size for `MaxResults` and then each call returns 0 to `MaxResults` items and sets `nextToken`. If there are additional items to iterate, `nextToken` is non-null and you can specify its value in the `NextToken` parameter of a subsequent call to get the next set of items. With pagination, you continue to call the action until `nextToken` is null, even if you receive less than `MaxResults` items, including zero items.

If you call a describe API action with both a list of IDs and `MaxResults`, the request fails with the error `InvalidParameterCombination`.

We recommend that you use pagination when using describe actions that can potentially return a large number of results, such as `DescribeInstances`. Using pagination bounds the number of items returned and the time it takes for these calls to return.

## Preventing requests over HTTP

If your workload does not require you to use HTTP, we recommend that you avoid using it to prevent transmitting and receiving unencrypted data, and to use HTTPS instead. You can use the [aws:SecureTransport](#) global IAM condition key in your IAM policies to prevent users from sending requests over HTTP.

The following example policy prevents users from sending requests over HTTP.

```
{
```



```
"Statement": [  
  {  
    "Sid": "AllowAllEC2HttpsRequests",  
    "Effect": "Allow",  
    "Action": "ec2:*",  
    "Resource": "*",  
    "Condition": {  
      "StringEqualsIgnoreCase": {  
        "aws:SecureTransport": "true"  
      }  
    }  
  }  
]
```

## Troubleshooting API request errors

In the Amazon EC2 Query API, error codes are indicated as being either client or server. Client errors usually occur because there is a problem with the structure, content, or validity of the request. Server errors usually indicate a server-side issue.

For more information about API error codes, see [Error Codes](#).

### Contents

- [Query API request rate](#)
- [Eventual consistency](#)
- [Unauthorized operation](#)

## Query API request rate

We throttle Amazon EC2 API requests for each AWS account on a per-Region basis to help the performance of the service. We ensure that all calls to the Amazon EC2 API (whether they originate from an application, calls to a command line interface, or the Amazon EC2 console) don't exceed the maximum allowed API request rate. The maximum API request rate may vary across Regions. Note that API requests made by users are attributed to the underlying AWS account.

For more information, see [Request throttling](#) in the *Amazon EC2 Developer Guide*.

## Eventual consistency

The Amazon EC2 API follows an eventual consistency model, due to the distributed nature of the system supporting the API. This means that the result of an API command you run that affects your Amazon EC2 resources might not be immediately visible to all subsequent commands you run. You should keep this in mind when you carry out an API command that immediately follows a previous API command.

For more information, see [Eventual consistency](#) in the *Amazon EC2 Developer Guide*.

## Unauthorized operation

By default, users, groups, and roles don't have permission to create or modify Amazon EC2 resources, or perform tasks using the Amazon EC2 API. You must explicitly grant permission through IAM policies. If a user attempts to perform an action for which permission has not been granted, the request returns the following error: `Client.UnauthorizedOperation`.

This error may occur when a policy is unintentionally restrictive. For example, to allow a user to launch instances into a specific subnet, you need to grant permissions for the following resources by specifying their ARNs in your IAM policy: instances, volumes, AMIs, the specific subnet, network interfaces, key pairs, and security groups. If you omit the permission for volumes, for example, the user is only able to launch an instance from an instance store-backed AMI, as they do not have permission to create the root EBS volume for an EBS-backed instance.

For more information about creating IAM policies for Amazon EC2, see [IAM policies for Amazon EC2](#) in the *Amazon EC2 User Guide*.

For more information about which ARNs you can use with which Amazon EC2 API actions, see [Actions, resources, and condition keys for Amazon EC2](#) in the *Service Authorization Reference*.

## Cross-origin resource sharing support and Amazon EC2

The Amazon EC2 API supports cross-origin resource sharing (CORS). CORS defines a way for client web applications that are loaded in one domain to interact with resources in a different domain. For more information, go to the [Cross-Origin Resource Sharing W3C Recommendation](#). With CORS support for Amazon EC2, you can build rich client-side web applications that leverage the Amazon EC2 API. For example, suppose you are hosting a web site, `mywebsite.example.com`, and you want to use JavaScript on your web pages to make requests to the Amazon EC2 API. Normally,

a browser blocks JavaScript from allowing these requests, but with CORS, you are able to make cross-origin Amazon EC2 API calls from `mywebsite.example.com`.

CORS is already enabled for the Amazon EC2 API, and is ready for you to use. You do not need to perform any additional configuration steps to start using this feature. There is no change to the way that you make calls to the Amazon EC2 API; they must still be signed with valid AWS credentials to ensure that AWS can authenticate the requester. For more information, see [Signing AWS API requests](#) in the *IAM User Guide*.

The implementation of CORS in the Amazon EC2 API is standardized. Your application can send a simple request to the Amazon EC2 API, or, depending on the content of the request, a preflight request followed by an actual request. Amazon EC2 allows the request from any origin

For more information about CORS and examples of how it works, go to the following article on the Mozilla Developer Network: [HTTP access control \(CORS\)](#).

## Simple requests

The following are the criteria that define a simple or actual request:

- Requests only use the GET or POST HTTP methods. If the POST method is used, then Content-Type can only be one of the following: `application/x-www-form-urlencoded`, `multipart/form-data`, or `text/plain`.
- Requests do not set custom headers, such as `X-Other-Header`.

Amazon EC2 allows the request from any origin. Any GET or POST request that attempts to use browser credentials by setting the `Access-Control-Allow-Credentials` value to `true` (where `XMLHttpRequest.withCredentials = true`) will fail.

The following information describes the request headers to Amazon EC2:

### Simple request header values

- `Origin`: Specifies the domain that would like access to the resource (in this case, the resource is Amazon EC2). This is inserted by the browser in a cross-origin request.

The following information describes the response headers that Amazon EC2 returns (or does not return) after a simple or actual request:

## Simple response header values

- `Access-Control-Allow-Origin`: Specifies the domain that can access the resource (in this case, the resource is Amazon EC2). This is always returned with a `*` value. Therefore, Amazon EC2 allows any cross-domain origin, and never allows browser credentials, such as cookies.
- `Access-Control-Allow-Credentials`: Indicates whether browser credentials can be used to make the actual request. This is never returned. Therefore, the browser should interpret the value as `Access-Control-Allow-Credentials: false`.

## Preflight requests

If the content of your request meets the criteria below, then your request is checked for whether the actual request should be sent. A preflight request first sends an HTTP request to the resource (in this case, Amazon EC2) using the `OPTIONS` method.

The following are the criteria that define a preflight request:

- Requests use HTTP methods other than `GET` or `POST`. However, if the `POST` method is used, then the `Content-Type` is not one of the following: `application/x-www-form-urlencoded`, `multipart/form-data`, or `text/plain`.
- Requests set custom headers; for example, `X-Other-Header`.

The Amazon EC2 CORS implementation allows any headers, and allows any origin in the actual request.

The following information describes the request headers for a preflight request to Amazon EC2:

### Preflight request header values

- `Origin`: Specifies the domain that would like access to the resource (in this case, the resource is Amazon EC2). This is inserted by the browser in a cross-origin request.
- `Access-Control-Request-Method`: The HTTP method to be used in the actual request from the browser.
- `Access-Control-Request-Headers`: The custom headers to be sent in the actual cross-origin request.

The following information is about the response headers that Amazon EC2 returns (or does not return) after a preflight request:

### Preflight response header values

- `Access-Control-Allow-Origin`: Specifies the domain that can access the resource (in this case, the resource is Amazon EC2). This is always returned with a `*` value. Therefore, Amazon EC2 allows any cross-domain origin, and never allows browser credentials, such as cookies.
- `Access-Control-Allow-Credentials`: Indicates whether browser credentials can be used to make the actual request. This is never returned by Amazon EC2. Therefore, the browser should interpret the value as `Access-Control-Allow-Credentials: false`.
- `Access-Control-Expose-Headers`: Allows headers to be exposed to the browser. This is never returned by Amazon EC2. Therefore, no return headers from Amazon EC2 can be read by the requesting domain.
- `Access-Control-Max-Age`: Specifies how long preflight request results can be cached. The value is set to 1800 seconds (30 minutes).
- `Access-Control-Allow-Methods`: Indicates which methods are allowed when making an actual request. The following methods are allowed: GET, POST, OPTIONS, DELETE, and PUT. This also depends on how you are calling the Amazon EC2 API; for example, by using the Query API, or by using REST.
- `Access-Control-Allow-Headers`: Indicates which headers can be used in the actual request. Amazon EC2 accepts any headers in preflight requests. If the HTTP headers are not relevant in the actual request, they are ignored.

## VM Import Manifest

The import manifest is an XML file created by the [ec2-import-instance](#) CLI command and consumed by the Amazon EC2 API operations [ImportInstance](#) or [ImportVolume](#), or by the [ec2-import-volume](#) CLI command. The manifest allows a virtual machine image to be broken into small parts for transfer and then reassembled at the destination, with support for retrying failed partial transfers. This file is generally created, consumed, and destroyed by the Amazon EC2 tools without user intervention.

In some exceptional situations, developers may wish to construct a manifest manually or programmatically, making it possible to bypass certain API operations while still providing a manifest for other operations that require the file as a parameter value.

This topic documents the structure of the manifest and provides a sample file.

### Note

Direct manipulation of the manifest departs from the standard workflow of the Amazon EC2 API and CLI. In general, we recommend that you follow the procedures in [VM Import/Export processes](#) instead.

## Manifest Schema

The schema below describes the format of the manifest. Documentation for the schema elements is presented inline.

```
<?xml version="1.0" encoding="UTF-8"?>
<xs:schema xmlns:xs="http://www.w3.org/2001/XMLSchema">
  <xs:element name="manifest">
    <xs:complexType>
      <xs:sequence>
        <xs:element name="version" type="xs:string">
          <xs:annotation>
            <xs:documentation> Version designator for the manifest file,
            </xs:documentation>
          </xs:annotation>
        </xs:element>
        <xs:element name="file-format" type="xs:string">
          <xs:annotation>
            <xs:documentation> File format of volume to be imported, with
value RAW,
                                VHD, or VMDK. </xs:documentation>
          </xs:annotation>
        </xs:element>
        <xs:element name="importer" type="Importer">
          <xs:annotation>
            <xs:documentation> Complex type describing the software that
created the
                                manifest. </xs:documentation>
          </xs:annotation>
        </xs:element>
        <xs:element name="self-destruct-url" type="xs:anyURI">
          <xs:annotation>
```

```

        <xs:documentation> Signed URL used to delete the stored
manifest file.
        </xs:documentation>
    </xs:annotation>
</xs:element>
<xs:element name="import" type="Import">
    <xs:annotation>
        <xs:documentation> Complex type describing the size and
chunking of the
        volume file. </xs:documentation>
    </xs:annotation>
</xs:element>
</xs:sequence>
</xs:complexType>
</xs:element>

<xs:complexType name="Importer">
    <xs:sequence>
        <xs:element name="name" type="xs:string">
            <xs:annotation>
                <xs:documentation> Name of the software that created the manifest.
            </xs:documentation>
        </xs:annotation>
    </xs:element>
        <xs:element name="version" type="xs:string">
            <xs:annotation>
                <xs:documentation> Version of the software that created the
manifest.
            </xs:documentation>
        </xs:annotation>
    </xs:element>
        <xs:element name="release" type="xs:string">
            <xs:annotation>
                <xs:documentation> Release number of the software that created the
manifest.
            </xs:documentation>
        </xs:annotation>
    </xs:element>
    </xs:sequence>
</xs:complexType>

<xs:complexType name="Import">
    <xs:sequence>
        <xs:element name="size" type="xs:long">

```

```

        <xs:annotation>
            <xs:documentation> Exact size of the file to be imported (bytes on
disk).
            </xs:documentation>
        </xs:annotation>
    </xs:element>
    <xs:element name="volume-size" type="xs:long">
        <xs:annotation>
            <xs:documentation> Rounded size in gigabytes of volume to be
imported.
            </xs:documentation>
        </xs:annotation>
    </xs:element>
    <xs:element name="parts" type="Parts">
        <xs:annotation>
            <xs:documentation> Complex type describing and counting the parts
into which the
                file is split. </xs:documentation>
            </xs:annotation>
        </xs:element>
    </xs:sequence>
</xs:complexType>

<xs:complexType name="Parts">
    <xs:sequence>
        <xs:element minOccurs="1" maxOccurs="unbounded" name="part" type="Part">
            <xs:annotation>
                <xs:documentation> Definition of a particular part. Any number of
parts may be
                    defined. </xs:documentation>
            </xs:annotation>
        </xs:element>
    </xs:sequence>
    <xs:attribute name="count" type="xs:int">
        <xs:annotation>
            <xs:documentation> Total count of the parts. </xs:documentation>
        </xs:annotation>
    </xs:attribute>
</xs:complexType>

<xs:complexType name="Part">
    <xs:sequence>
        <xs:element name="byte-range" type="ByteRange">
            <xs:annotation>

```



```

        <xs:documentation> Complex type defining the starting and ending
byte count of a
            part. </xs:documentation>
        </xs:annotation>
    </xs:element>
    <xs:element name="key" type="xs:string">
        <xs:annotation>
            <xs:documentation> The S3 object name of the part. </
xs:documentation>
        </xs:annotation>
    </xs:element>
    <xs:element name="head-url" type="xs:anyURI">
        <xs:annotation>
            <xs:documentation> Signed URLs for issuing a HEAD request on the S3
object
                containing this part. </xs:documentation>
            </xs:annotation>
        </xs:element>
    <xs:element name="get-url" type="xs:anyURI">
        <xs:annotation>
            <xs:documentation> Signed URLs for issuing a GET request on the S3
object
                containing this part. </xs:documentation>
            </xs:annotation>
        </xs:element>
    <xs:element name="delete-url" minOccurs="0" type="xs:anyURI">
        <xs:annotation>
            <xs:documentation> Signed URLs for issuing a DELETE request on the
S3 object
                containing this part. </xs:documentation>
            </xs:annotation>
        </xs:element>
    </xs:sequence>
    <xs:attribute name="index" type="xs:int">
        <xs:annotation>
            <xs:documentation> Index number of this part. </xs:documentation>
        </xs:annotation>
    </xs:attribute>
</xs:complexType>

<xs:complexType name="ByteRange">
    <xs:attribute name="start" type="xs:long">
        <xs:annotation>
            <xs:documentation> Offset of a part's first byte in the disk image.

```

```

        </xs:documentation>
    </xs:annotation>
</xs:attribute>
<xs:attribute name="end" type="xs:long">
    <xs:annotation>
        <xs:documentation> Offset of a part's last byte in the disk image.
        </xs:documentation>
    </xs:annotation>
</xs:attribute>
</xs:complexType>
</xs:schema>

```

## Examples

This first example of a manifest describes a volume image with two parts. The files containing the parts are on a local system and must be uploaded to Amazon S3.

```

<manifest>
  <version>2010-11-15</version>
  <file-format>VMDK</file-format>
  <importer>
    <name>ec2-upload-disk-image</name>
    <version>1.0.0</version>
    <release>2010-11-15</release>
  </importer>
  <self-destruct-url>https://example-disk-part-bucket.s3.amazonaws.com/
d6e1ca17-72f6-4ab0-b2c8-d7ba8186cb23/cirros-0.3.2-x86_64-disk.vmdkmanifest.xml?
AWSAccessKeyId=AKIAIOSFODNN7EXAMPLE&Expires=1416618486&Signature=m%2B1
%2FkuKuvfEeD%2Fya%2B0TrgeiH%2FLM%3D</self-destruct-url>
  <import>
    <size>12595200</size>
    <volume-size>1</volume-size>
    <parts count="2">
      <part index="0">
        <byte-range end="10485759" start="0"/>
        <key>d6e1ca17-72f6-4ab0-b2c8-d7ba8186cb23/cirros-0.3.2-x86_64-
disk.vmdk.part0</key>
        <head-url>https://example-disk-part-bucket.s3.amazonaws.com/
d6e1ca17-72f6-4ab0-b2c8-d7ba8186cb23/cirros-0.3.2-x86_64-disk.vmdk.part0?
AWSAccessKeyId=AKIAIOSFODNN7EXAMPLE&Expires=1416618486&Signature=2yqS2VGyXGmqcBu
%2FrQEn8FGIKaI%3D</head-url>
        <get-url>https://example-disk-part-bucket.s3.amazonaws.com/
d6e1ca17-72f6-4ab0-b2c8-d7ba8186cb23/cirros-0.3.2-x86_64-disk.vmdk.part0?

```

```

AWSAccessKeyId=AKIAIOSFODNN7EXAMPLE&Expires=1416618486&Signature=nEv18VhFoEuIjJFRkAYB2I
%3D</get-url>
    <delete-url>https://example-disk-part-bucket.s3.amazonaws.com/
d6e1ca17-72f6-4ab0-b2c8-d7ba8186cb23/cirros-0.3.2-x86_64-disk.vmdk.part0?
AWSAccessKeyId=AKIAIOSFODNN7EXAMPLE&Expires=1416618486&Signature=CX19zc4Eys8BN
%2FXsoepk%2Bi3i4No%3D</delete-url>
    </part>
    <part index="1">
        <byte-range end="12595199" start="10485760"/>
        <key>d6e1ca17-72f6-4ab0-b2c8-d7ba8186cb23/cirros-0.3.2-x86_64-
disk.vmdk.part1</key>
        <head-url>https://example-disk-part-bucket.s3.amazonaws.com/
d6e1ca17-72f6-4ab0-b2c8-d7ba8186cb23/cirros-0.3.2-x86_64-disk.vmdk.part1?
AWSAccessKeyId=AKIAIOSFODNN7EXAMPLE&Expires=1416618486&Signature=3b%2F8ky92L8g
%2BBf150u194VnR4Js%3D</head-url>
        <get-url>https://example-disk-part-bucket.s3.amazonaws.com/
d6e1ca17-72f6-4ab0-b2c8-d7ba8186cb23/cirros-0.3.2-x86_64-disk.vmdk.part1?
AWSAccessKeyId=AKIAIOSFODNN7EXAMPLE&Expires=1416618486&Signature=W
%2FxagI5ChmfqqgY8WwyDJ3Rgviw%3D</get-url>
        <delete-url>https://example-disk-part-bucket.s3.amazonaws.com/
d6e1ca17-72f6-4ab0-b2c8-d7ba8186cb23/cirros-0.3.2-x86_64-disk.vmdk.part1?
AWSAccessKeyId=AKIAIOSFODNN7EXAMPLE&Expires=1416618486&Signature=08FH3QPwkIcNURnNpT9DIv
%3D</delete-url>
    </part>
</parts>
</import>
</manifest>

```

The second example describes a volume image with a single part that has already been uploaded to Amazon S3.

```

<?xml version="1.0" encoding="UTF-8" standalone="yes"?>
<manifest>
    <version>2010-11-15</version>
    <file-format>VMDK</file-format>
    <importer>
        <name>Linux_RHEL_59_64.vmdk</name>
        <version>1.0.0</version>
        <release>2010-11-15</release>
    </importer>
    <self-destruct-url>https://example-disk-part-bucket.s3.ap-
northeast-2.amazonaws.com/Linux_RHEL_59_64.vmdk?X-Amz-Algorithm=AWS4-HMAC-SHA256&X-
Amz-Credential=AKIAJ26ZRPZDGYJT4KAQFEXAMPLE%2Fap-northeast-2%2Fs3%2Faws4_request&X-

```

```

Amz-Date=20151119T234529Z&X-Amz-Expires=604800&X-Amz-
Signature=4dbf803f2e52fb6a876d3b63778033af42ec11155b37366ab4fca56691672807&X-Amz-
SignedHeaders=Host</self-destruct-url>
  <import>
    <size>994433536</size>
    <volume-size>1</volume-size>
    <parts count="1">
      <part index="0">
        <byte-range end="994433536" start="0"/>
        <key>Linux_RHEL_59_64.vmdk</key>
        <head-url>https://example-disk-part-bucket.s3.ap-
northeast-2.amazonaws.com/Linux_RHEL_59_64.vmdk?X-Amz-Algorithm=AWS4-HMAC-SHA256&X-
Amz-Credential=AKIAJ26ZRPZDGYJT4KAQFEXAMPLE%2Fap-northeast-2%2Fs3%2Faws4_request&X-
Amz-Date=20151119T234529Z&X-Amz-Expires=604800&X-Amz-
Signature=4c3a7bdf3ef8fa53a5585fc67747c81ea1f65bf09f3768998a575dabf5dfda2e&X-Amz-
SignedHeaders=Host</head-url>
          <get-url>https://example-disk-part-bucket.s3.ap-
northeast-2.amazonaws.com/Linux_RHEL_59_64.vmdk?X-Amz-Algorithm=AWS4-HMAC-SHA256&X-
Amz-Credential=AKIAJ26ZRPZDGYJT4KAQFEXAMPLE%2Fap-northeast-2%2Fs3%2Faws4_request&X-
Amz-Date=20151119T234529Z&X-Amz-Expires=604800&X-Amz-
Signature=329d6abb673e4ce11c0aa602f34f62fb8ced703e8ae6c04f24c16e79d7699e52&X-Amz-
SignedHeaders=Host</get-url>
            <delete-url>https://example-disk-part-bucket.s3.ap-
northeast-2.amazonaws.com/Linux_RHEL_59_64.vmdk?X-Amz-Algorithm=AWS4-HMAC-SHA256&X-
Amz-Credential=AKIAJ26ZRPZDGYJT4KAQFEXAMPLE%2Fap-northeast-2%2Fs3%2Faws4_request&X-
Amz-Date=20151119T234529Z&X-Amz-Expires=604800&X-Amz-
Signature=4dbf803f2e52fb6a876d3b63778033af42ec11155b37366ab4fca56691672807&X-Amz-
SignedHeaders=Host</delete-url>
          </part>
        </parts>
      </import>
    </manifest>

```

## Common query parameters

Most Amazon EC2 API actions support the parameters described in the following tables. The common parameters vary depending on whether you're using Signature Version 2 or Signature Version 4 to sign your requests. For more information, see [Signing AWS API requests](#) in the *IAM User Guide*.

### Contents

- [Parameters for Signature Version 4](#)
- [Parameters for Signature Version 2](#)

## Parameters for Signature Version 4

Name	Description	Required
Action	The action to perform.  Example: RunInstances	Yes
Version	The API version to use.	Yes
X-Amz-Algorithm	The hash algorithm you use to create the request signature.  Example: AWS4-HMAC-SHA256	Yes
X-Amz-Credential	The credential scope for the request, in the format <i>access-key-ID/YYYYMMDD/region/service/aws4_request</i>  Example: AKIDEXAMPLE/20140707/us-east-1/ec2/aws4_request	Yes
X-Amz-Date	The date and time at which the request is signed, in the format YYYYMMDDThhmmssZ. The date must match the date that's included in the credential scope for the X-Amz-Credential parameter, or the date	Yes

Name	Description	Required
	<p>used in an <code>Authorization</code> header (see the note below the table).</p> <p>Example: <code>20140707T150456Z</code></p>	
X-Amz-SignedHeaders	<p>The headers you are including as part of the request. At a minimum, you must include the <code>host</code> header. If you include an <code>x-amz-date</code> header in your request, you must include it in the list of signed headers.</p> <p>Example: <code>content-type;host;user-agent</code></p>	Yes
X-Amz-Signature	<p>A signature derived from your secret access key.</p> <p>Example: <code>ced6826de92d2bdeed8f846f0bf508e8559example</code></p>	Yes
X-Amz-Security-Token	<p>The temporary security token obtained through a call to AWS Security Token Service.</p> <p>Example: <code>AQoEXAMPLEH4aoAH0gNCAPyJxz4B1CFFxWNE10PTgk5TthT+FvwqnKwRc0IfrRh3c/L</code></p>	No
DryRun	<p>Checks whether you have the required permissions for the action, without actually making the request. If you have the required permissions, the request returns <code>DryRunOperation</code> ; otherwise, it returns <code>UnauthorizedOperation</code> .</p>	No

The `X-Amz-Algorithm`, `X-Amz-Credential`, `X-Amz-SignedHeaders`, and `X-Amz-Signature` parameters can either be specified as separate parameters in the query string, or their values can be included in a single `Authorization` header. For more information, see [Signing AWS API requests](#) in the *IAM User Guide*.

## Parameters for Signature Version 2

Name	Description	Required
Action	The action to perform.  Example: RunInstances	Yes
Version	The API version to use.	Yes
AWSSignatureVersion	The signature version to use. This identifies the account which will be charged for usage of the service. The account that's associated with the access key ID must be signed up for Amazon EC2, or the request isn't accepted.  Example: AKIAIOSFODNN7EXAMPLE	Yes
Expires	The date and time at which the signature included in the request expires, in the format YYYY-MM-DDThh:mm:ssZ. For more information, see <a href="#">ISO 8601</a> .  Example: 2006-07-07T15:04:56Z	Conditional. Requests must include either Timestamp or Expires, but cannot contain both.
Timestamp	The date and time at which the request is signed, in the format YYYY-MM-DDThh:mm:ssZ. For more information, see <a href="#">ISO 8601</a> .  Example: 2006-07-07T15:04:56Z	Conditional. Requests must include either Timestamp

Name	Description	Required
		or Expires, but cannot contain both.
Signature	The request signature.  Example: Qnp14Qk/7tINHzfXCiT7VEXAMPLE	Yes
SignatureMethod	The hash algorithm you use to create the request signature. Valid values: HmacSHA256   HmacSHA1.  Example: HmacSHA256	Yes
SignatureVersion	The signature version you use to sign the request. Set this value to 2.  Example: 2	Yes
DryRun	Checks whether you have the required permissions for the action, without actually making the request. If you have the required permissions, the request returns <code>DryRunOperation</code> ; otherwise, it returns <code>UnauthorizedOperation</code> .	No
SecurityToken	The temporary security token obtained through a call to AWS Security Token Service.  Example: AQoEXAMPLEH4aoAH0gNCAPyJxz4B1CFFxWNE1OPTgk5TthT+FvwqnKwRc0IfrRh3c/L	No

Parameter values must be URL-encoded. This is true for any Query parameter passed to Amazon EC2 and is typically necessary in the Signature parameter. Some clients do this automatically, but this is not the norm.



# Granting required permissions for Amazon EC2 resources

By default, users, groups, and roles don't have permission to create or modify Amazon EC2 resources, or perform tasks using the Amazon EC2 API. To create or modify EC2 resources and perform tasks, see [Identity and access management for Amazon EC2](#) in the *Amazon EC2 User Guide*.

When you make an API request, the parameters that you specify in the request determine the required permissions for your EC2 resources. If the user, group, or role that makes the request doesn't have the required permission, the request fails. For example, to use `RunInstances` to launch an instance in a subnet (by specifying the `SubnetId` parameter), a user must have permission to use the VPC.

*Resource-level permissions* refers to the ability to specify which resources users are allowed to perform actions on. Amazon EC2 has partial support for resource-level permissions. This means that for certain Amazon EC2 actions, you can control when users are allowed to use those actions based on conditions that have to be fulfilled, or specific resources that users are allowed to use. For example, you can grant users permission to launch instances, but only of a specific type, and only using a specific AMI.

For more information about the resources that are created or modified by the Amazon EC2 actions, and the ARNs and Amazon EC2 condition keys that you can use in an IAM policy statement, see [Actions, resources, and condition keys for Amazon EC2](#) in the *Service Authorization Reference*.

For example policies, see [IAM policies for Amazon EC2](#) in the *Amazon EC2 User Guide*.

# Error codes for the Amazon EC2 API

Amazon EC2 has two types of error codes:

- **Client errors.** These errors are usually caused by something the client did, such as specifying an incorrect or invalid parameter in the request, or using an action or resource on behalf of a user that doesn't have permission to use the action or resource. These errors are accompanied by a 400-series HTTP response code.
- **Server errors.** These errors are usually caused by an AWS server-side issue. These errors are accompanied by a 500-series HTTP response code.

## Contents

- [Common client error codes](#)
- [Client error codes for specific actions](#)
- [Server error codes](#)
- [Example error response](#)
- [Eventual consistency](#)

## Common client error codes

This section lists the client error codes that all Amazon EC2 API actions can return.

Error code	Description
AuthFailure	The provided credentials could not be validated . You might not be authorized to carry out the request; for example, trying to associate an Elastic IP address that is not yours, or trying to use an AMI for which you do not have permissions. Ensure that your account is authorized to use Amazon EC2, that your credit card details are correct, and that you are using the correct credentials.

Error code	Description
Blocked	Your account is currently blocked. Contact <a href="#">AWS Support</a> if you have questions.
DryRunOperation	The user has the required permissions, so the request would have succeeded, but the DryRun parameter was used.
IdempotentParameterMismatch	The request uses the same client token as a previous, but non-identical request. Do not reuse a client token with different requests, unless the requests are identical.
IncompleteSignature	The request signature does not conform to AWS standards.
InvalidAction	The action or operation requested is not valid. Verify that the action is typed correctly.
InvalidCharacter	A specified character is invalid.
InvalidClientId	The X.509 certificate or credentials provided do not exist in our records.
InvalidPaginationToken	The specified pagination token is not valid or is expired.
InvalidParameter	A parameter specified in a request is not valid, is unsupported, or cannot be used. The returned message provides an explanation of the error value. For example, if you are launching an instance, you can't specify a security group and subnet that are in different VPCs.
InvalidParameterCombination	Indicates an incorrect combination of parameters, or a missing parameter. For example, trying to terminate an instance without specifying the instance ID.

Error code	Description
<code>InvalidParameterDependency</code>	Indicates an incorrect combination of parameter s, or a missing parameter. For example, trying to terminate an instance without specifying the instance ID.
<code>InvalidParameterValue</code>	A value specified in a parameter is not valid, is unsupported, or cannot be used. Ensure that you specify a resource by using its full ID. The returned message provides an explanation of the error value.
<code>InvalidQueryParameter</code>	The AWS query string is malformed or does not adhere to AWS standards.
<code>MalformedQueryString</code>	The query string contains a syntax error.
<code>MissingAction</code>	The request is missing an action or a required parameter.
<code>MissingAuthenticationToken</code>	The request must contain valid credentials.
<code>MissingParameter</code>	The request is missing a required parameter. Ensure that you have supplied all the required parameters for the request; for example, the resource ID.
<code>OptInRequired</code>	You are not authorized to use the requested service. Ensure that you have subscribed to the service you are trying to use. If you are new to AWS, your account might take some time to be activated while your credit card details are being verified.

Error code	Description
PendingVerification	Your account is pending verification. Until the verification process is complete, you may not be able to carry out requests with this account. If you have questions, contact <a href="#">AWS Support</a> .
RequestExpired	The request reached the service more than 15 minutes after the date stamp on the request or more than 15 minutes after the request expiration date (such as for presigned URLs), or the date stamp on the request is more than 15 minutes in the future. If you're using temporary security credentials, this error can also occur if the credentials have expired. For more information, see <a href="#">Temporary security credentials</a> in the <i>IAM User Guide</i> .
TagPolicyViolation	You attempted to create or update a resource with tags that are not compliant with the tag policy requirements for this account. For more information, see <a href="#">Grant permission to tag resources during creation</a> .
UnauthorizedOperation	You are not authorized to perform this operation. Check your IAM policies, and ensure that you are using the correct credentials. For more information, see <a href="#">Identity and access management for Amazon EC2</a> . If the returned message is encoded, you can decode it using the <code>DecodeAuthorizationMessage</code> action. For more information, see <a href="#">DecodeAuthorizationMessage</a> in the <i>AWS Security Token Service API Reference</i> .

Error code	Description
UnknownParameter	An unknown or unrecognized parameter was supplied. Requests that could cause this error include supplying a misspelled parameter or a parameter that is not supported for the specified API version.
UnsupportedInstanceAttribute	The specified attribute cannot be modified.
UnsupportedOperation	The specified request includes an unsupported operation. For example, you can't stop an instance that's instance store-backed. Or you might be trying to launch an instance type that is not supported by the specified AMI. The returned message provides details of the unsupported operation.
UnsupportedProtocol	SOAP has been deprecated and is no longer supported.
ValidationError	The input fails to satisfy the constraints specified by an AWS service.

## Client error codes for specific actions

This section lists client errors that are specific to certain Amazon EC2 API actions.

Error code	Description
AccountDisabled	The functionality you have requested has been administratively disabled for this account.
ActiveVpcPeeringConnectionPerVpcLimitExceeded	You've reached the limit on the number of active VPC peering connections you can have for the specified VPC.

Error code	Description
AddressLimitExceeded	You've reached the limit on the number of Elastic IP addresses that you can allocate.  For more information, see <a href="#">Elastic IP address limit</a> .
AsnConflict	The Autonomous System Numbers (ASNs) of the specified customer gateway and the specified virtual private gateway are the same.
AttachmentLimitExceeded	You've reached the limit on the number of Amazon EBS volumes or network interfaces that can be attached to a single instance.
BootForVolumeTypeUnsupported	The specified volume type cannot be used as a boot volume. For more information, see <a href="#">Amazon EBS volume types</a> .
BundlingInProgress	The specified instance already has a bundling task in progress.
CannotDelete	You cannot delete the 'default' security group in your VPC, but you can change its rules. For more information, see <a href="#">Amazon EC2 security groups</a> .
CapacityBlockDescribeLimitExceeded	You've reached the limit for this account. The returned message provides details.
ClientInvalidParameterValue	A parameter specified in a request is not valid, is unsupported, or cannot be used. The returned message provides an explanation of the error value. For example, if you are launching an instance, you can't specify a security group and subnet that are in different VPCs.
ClientVpnAuthorizationRuleLimitExceeded	You've reached the limit on the number of authorization rules that can be added to a single Client VPN endpoint.

Error code	Description
ClientVpnCertificateRevocationListLimitExceeded	You've reached the limit on the number of client certificate revocation lists that can be added to a single Client VPN endpoint.
ClientVpnEndpointAssociationExists	The specified target network is already associated with the Client VPN endpoint.
ClientVpnEndpointLimitExceeded	You've reached the limit on the number of Client VPN endpoints that you can create.
ClientVpnRouteLimitExceeded	You've reached the limit on the number of routes that can be added to a single Client VPN endpoint.
ClientVpnTerminateConnectionsLimitExceeded	The number of client connections you're attempting to terminate exceeds the limit.
ConcurrentCreateImageNoRebootLimitExceeded	The maximum number of concurrent CreateImage requests for the instance has been reached. Wait for the current CreateImage requests to complete, and then retry your request.
ConcurrentSnapshotLimitExceeded	You've reached the limit on the number of concurrent snapshots you can create on the specified volume. Wait until the 'pending' requests have completed, and check that you do not have snapshots that are in an incomplete state, such as 'error', which count against your concurrent snapshot limit.
ConcurrentTagAccess	You can't run simultaneous commands to modify a tag for a specific resource. Allow sufficient wait time for the previous request to complete, then retry your request.



Error code	Description
CreditSpecificationUpdateInProgress	The default credit specification for the instance family is currently being updated. It takes about five minutes to complete. For more information, see <a href="#">Set the default credit specification for the account</a> .
CustomerGatewayLimitExceeded	You've reached the limit on the number of customer gateways you can create for the AWS Region. For more information, see <a href="#">Amazon VPC quotas</a> .
CustomerKeyHasBeenRevoked	The KMS key cannot be accessed. For more information, see <a href="#">Amazon EBS encryption</a> .
DeleteConversionTaskError	The conversion task cannot be canceled.
DefaultSubnetAlreadyExistsInAvailabilityZone	A default subnet already exists in the specified Availability Zone. You can have only one default subnet per Availability Zone.
DefaultVpcAlreadyExists	A default VPC already exists in the AWS Region. You can only have one default VPC per Region.
DefaultVpcDoesNotExist	There is no default VPC in which to carry out the request. If you've deleted your default VPC, you can create a new one. For more information, see <a href="#">Create a default VPC</a> .
DependencyViolation	The specified object has dependent resources . A number of resources in a VPC may have dependent resources, which prevent you from deleting or detaching them. Remove the dependencies first, then retry your request. For example, this error occurs if you try to delete a security group in a VPC that is in use by another security group.

Error code	Description
DiskImageSizeTooLarge	The disk image exceeds the allowed limit (for instance or volume import).
DuplicateSubnetsInSameZone	For an interface VPC endpoint, you can specify only one subnet per Availability Zone.
EncryptedVolumesNotSupported	Encrypted Amazon EBS volumes may only be attached to instances that support Amazon EBS encryption. For more information, see <a href="#">Amazon EBS encryption</a> .
ExistingVpcEndpointConnections	You cannot delete a VPC endpoint service configuration or change the load balancers for the endpoint service if there are endpoints attached to the service.
FleetNotInModifiableState	The Spot Fleet request must be in the active state in order to modify it. For more information, see <a href="#">Spot Fleet request types</a> .
FlowLogAlreadyExists	A flow log with the specified configuration already exists.
FlowLogsLimitExceeded	You've reached the limit on the number of flow logs you can create. For more information, see <a href="#">Amazon VPC quotas</a> .
FilterLimitExceeded	The request uses too many filters or too many filter values.
Gateway.NotAttached	An internet gateway is not attached to a VPC. If you are trying to detach an internet gateway, ensure that you specify the correct VPC. If you are trying to associate an Elastic IP address with a network interface or an instance, ensure that an internet gateway is attached to the relevant VPC.

Error code	Description
HostAlreadyCoveredByReservation	The specified Dedicated Host is already covered by a reservation.
HostLimitExceeded	You've reached the limit on the number of Dedicated Hosts that you can allocate. For more information, see <a href="#">Dedicated Hosts</a> .
IdempotentInstanceTerminated	The request to launch an instance uses the same client token as a previous request for which the instance has been terminated.
InaccessibleStorageLocation	The specified Amazon S3 URL cannot be accessed. Check the access permissions for the URL.
IncorrectInstanceState	<p>The instance is in an incorrect state for the requested action. For example, some instance attributes, such as user data, can only be modified if the instance is in a 'stopped' state.</p> <p>If you are associating an Elastic IP address with a network interface, ensure that the instance that the interface is attached to is not in the 'pending' state.</p>
IncorrectModificationState	A new modification action on an EBS Elastic Volume cannot occur because the volume is currently being modified.
IncorrectSpotRequestState	The Spot Instance request is in an incorrect state for the request. Spot request status information can help you track your Amazon EC2 Spot Instance requests. For more information, see <a href="#">Spot request status</a> .

Error code	Description
<code>IncorrectState</code>	The resource is in an incorrect state for the request. This error can occur if you are trying to attach a volume that is still being created or detach a volume that is not in the 'available' state. Verify that the volume is in the 'available' state. If you are creating a snapshot, ensure that the previous request to create a snapshot on the same volume has completed. If you are deleting a virtual private gateway, ensure that it's detached from the VPC.
<code>IncompatibleHostRequirements</code>	There are no available or compatible Dedicated Hosts available on which to launch or start the instance.
<code>InstanceCreditSpecification.NotSupported</code>	The specified instance does not use CPU credits for CPU usage; only T2 instances use CPU credits for CPU usage.
<code>InstanceEventStartTimeCannotChange</code>	The specified scheduled event start time does not meet the requirements for rescheduling a scheduled event. For more information, see <a href="#">Limitations</a> .
<code>InstanceLimitExceeded</code>	You've reached the limit on the number of instances you can run concurrently. This error can occur if you are launching an instance or if you are creating a Capacity Reservation. Capacity Reservations count towards your On-Demand Instance limits. If your request fails due to limit constraints, increase your On-Demand Instance limit for the required instance type and try again. For more information, see <a href="#">EC2 On-Demand instance limits</a> .

Error code	Description
InsufficientCapacityOnHost	There is not enough capacity on the Dedicated Host to launch or start the instance.
InstanceTpmEkPubNotFound	The public Trusted Platform Module (TPM) Endorsement Key (EK) cannot be found.
InsufficientFreeAddressesInSubnet	The specified subnet does not contain enough free private IP addresses to fulfill your request. Use the <a href="#">DescribeSubnets</a> request to view how many IP addresses are available (unused) in your subnet. IP addresses associated with stopped instances are considered unavailable.
InsufficientReservedInstancesCapacity	There is insufficient capacity for the requested Reserved Instances.
InterfaceInUseByTrafficMirrorSession	The Traffic Mirror source that you are trying to create uses an interface that is already associated with a session. An interface can only be associated with a session, or with a target, but not both.
InterfaceInUseByTrafficMirrorTarget	The Traffic Mirror source that you are trying to create uses an interface that is already associated with a target. An interface can only be associated with a session, or with a target, but not both. If the interface is associated with a target, it cannot be associated with another target.
InternetGatewayLimitExceeded	You've reached the limit on the number of internet gateways that you can create. For more information, see <a href="#">Amazon VPC quotas</a> .

Error code	Description
<code>InvalidAddress.Locked</code>	The specified Elastic IP address cannot be released from your account. A reverse DNS record may be associated with the Elastic IP address. To unlock the address, contact <a href="#">AWS Support</a> .
<code>InvalidAddress.Malformed</code>	The specified IP address is not valid. Ensure that you provide the address in the form <code>xx.xx.xx.xx</code> ; for example, <code>55.123.45.67</code>
<code>InvalidAddress.NotFound</code>	The specified Elastic IP address that you are describing cannot be found. Ensure that you specify the AWS Region in which the IP address is located, if it's not in the default Region.
<code>InvalidAddressID.NotFound</code>	The specified allocation ID for the Elastic IP address you are trying to release cannot be found. Ensure that you specify the AWS Region in which the IP address is located, if it's not in the default Region.
<code>InvalidAffinity</code>	The specified affinity value is not valid.
<code>InvalidAllocationID.NotFound</code>	The specified allocation ID you are trying to describe or associate does not exist. Ensure that you specify the AWS Region in which the IP address is located, if it's not in the default Region.
<code>InvalidAMIAttributeItemValue</code>	The value of an item added to, or removed from, an image attribute is not valid. If you are specifying a <code>userId</code> , check that it is in the form of an AWS account ID, without hyphens.

Error code	Description
<code>InvalidAMIID.Malformed</code>	The specified AMI ID is malformed. Ensure that you provide the full AMI ID, in the form <code>ami-xxxxxxxxxxxxxxxxxxxx</code> .
<code>InvalidAMIID.NotFound</code>	The specified AMI does not exist. Check the AMI ID, and ensure that you specify the AWS Region in which the AMI is located, if it's not in the default Region. This error may also occur if you specified an incorrect kernel ID when launching an instance.
<code>InvalidAMIID.Unavailable</code>	The specified AMI has been deregistered and is no longer available, or is not in a state from which you can launch an instance or modify attributes.
<code>InvalidAMIName.Duplicate</code>	The specified AMI name is already in use by another AMI. If you have recently deregistered an AMI with the same name, allow enough time for the change to propagate through the system, and retry your request.
<code>InvalidAMIName.Malformed</code>	AMI names must be between 3 and 128 characters long, and may only contain letters, numbers, and the following special characters: '-', '_', ':', '/', '(', and ')'. Note: The error message for this error code is <code>InvalidAMIName.Malformed</code> .
<code>InvalidAssociationID.NotFound</code>	The specified association ID (for an Elastic IP address, a route table, or network ACL) does not exist. Ensure that you specify the AWS Region in which the association ID is located, if it's not in the default Region.
<code>InvalidAttachment.NotFound</code>	Indicates an attempt to detach a volume from an instance to which it is not attached.

Error code	Description
<code>InvalidAttachmentID.NotFound</code>	The specified network interface attachment does not exist.
<code>InvalidAutoPlacement</code>	The specified value for auto-placement is not valid.
<code>InvalidAvailabilityZone</code>	The specified Availability Zone is not valid.
<code>InvalidBlockDeviceMapping</code>	A block device mapping parameter is not valid. The returned message indicates the incorrect value.
<code>InvalidBundleID.NotFound</code>	The specified bundle task ID cannot be found. Ensure that you specify the AWS Region in which the bundle task is located, if it's not in the default Region.
<code>InvalidCapacityBlockOfferingIdExpired</code>	The Capacity Block offering ID is no longer available.
<code>InvalidCapacityBlockOfferingIdMalformed</code>	The Capacity Block offering ID is malformed.
<code>InvalidCapacityBlockOfferingIdNotFound</code>	The Capacity Block offering ID cannot be found for this account.
<code>InvalidCapacityReservationState.PendingActivation</code>	Your Capacity Block is not active yet.
<code>InvalidCarrierGatewayID.NotFound</code>	The specified carrier gateway ID cannot be found. Ensure that you specify the AWS Region in which the carrier gateway is located, if it's not in the default Region.
<code>InvalidCidr.InUse</code>	The specified inside tunnel CIDR is already in use by another VPN tunnel for the virtual private gateway.



Error code	Description
InvalidClientToken	The specified client token is not valid. For more information, see <a href="#">Ensuring idempotency</a> .
InvalidClientVpnActiveAssociationNotFound	You cannot perform this action on the Client VPN endpoint while it is in the pending-association state.
InvalidClientVpnAssociationIdNotFound	The specified target network association cannot be found.
InvalidClientVpnConnectionIdNotFound	The specified Client VPN endpoint cannot be found.
InvalidClientVpnConnectionUserNotFound	The specified user does not have an active connection to the specified Client VPN endpoint.
InvalidClientVpnDuplicateAssociationException	The specified target network has already been associated with the Client VPN endpoint.
InvalidClientVpnDuplicateAuthorizationRule	The specified authorization has already been added to the Client VPN endpoint.
InvalidClientVpnDuplicateRoute	The specified route has already been added to the Client VPN endpoint.
InvalidClientVpnEndpointAuthorizationRuleNotFound	The specified authorization rule cannot be found.
InvalidClientVpnEndpointIdNotFound	The specified Client VPN Endpoint cannot be found.
InvalidClientVpnRouteNotFound	The specified route cannot be found.
InvalidClientVpnSubnetId.DifferentAccount	The specified subnet belongs to a different account.

Error code	Description
<code>InvalidClientVpnSubnetId.DuplicateAz</code>	You have already associated a subnet from this Availability Zone with the Client VPN endpoint.
<code>InvalidClientVpnSubnetId.NotFound</code>	The specified subnet cannot be found in the VPN with which the Client VPN endpoint is associated.
<code>InvalidClientVpnSubnetId.OverlappingCidr</code>	The specified target network's CIDR range overlaps with the Client VPN endpoint's client CIDR range.
<code>InvalidConversionTaskId</code>	The specified conversion task ID (for instance or volume import) is not valid.
<code>InvalidConversionTaskId.Malformed</code>	The specified conversion task ID (for instance or volume import) is malformed. Ensure that you've specified the ID in the form <code>import-i-xxxxxxx</code> .
<code>InvalidCpuCredits</code>	The specified <code>CpuCredit</code> value is invalid. Valid values are <code>standard</code> and <code>unlimited</code> .
<code>InvalidCpuCredits.Malformed</code>	The specified <code>CpuCredit</code> value is invalid. Valid values are <code>standard</code> and <code>unlimited</code> .
<code>InvalidCustomerGateway.DuplicateIpAddress</code>	There is a conflict among the specified gateway IP addresses. Each VPN connection in an AWS Region must be created with a unique customer gateway IP address (across all AWS accounts). For more information, see <a href="#">Your customer gateway device</a> in the <i>AWS Site-to-Site VPN User Guide</i> .

Error code	Description
<code>InvalidCustomerGatewayId.Malformed</code>	The specified customer gateway ID is malformed , or cannot be found. Specify the ID in the form <code>cgw-xxxxxxx</code> , and ensure that you specify the AWS Region in which the customer gateway is located, if it's not in the default Region.
<code>InvalidCustomerGatewayID.NotFound</code>	The specified customer gateway ID cannot be found. Ensure that you specify the AWS Region in which the customer gateway is located, if it's not in the default Region.
<code>InvalidCustomerGatewayState</code>	The customer gateway is not in the available state, and therefore cannot be used.
<code>InvalidParameterValue</code>	The device to which you are trying to attach (for example, <code>/dev/sdh</code> ) is already in use on the instance.
<code>InvalidDhcpOptionID.NotFound</code>	The specified DHCP options set does not exist. Ensure that you specify the AWS Region in which the DHCP options set is located, if it's not in the default Region.
<code>InvalidDhcpOptionsID.NotFound</code>	The specified DHCP options set does not exist. Ensure that you specify the AWS Region in which the DHCP options set is located, if it's not in the default Region.
<code>InvalidDhcpOptionsId.Malformed</code>	The specified DHCP options set ID is malformed . Ensure that you provide the full DHCP options set ID in the request, in the form <code>dopt-xxxxxxx</code> .
<code>InvalidEgressOnlyInternetGatewayId.Malformed</code>	The specified egress-only internet gateway ID is malformed. Ensure that you specify the ID in the form <code>eigw-xxxxxxxxxxxxxxxxxxx</code> .

Error code	Description
<code>InvalidEgressOnlyInternetGatewayId.NotFound</code>	The specified egress-only internet gateway does not exist.
<code>InvalidElasticGpuID.Malformed</code>	The specified Elastic GPU ID is malformed . Ensure that you specify the ID in the form <code>egpu-xxxxxxxxxxxxxxxxxxxx</code> .
<code>InvalidElasticGpuID.NotFound</code>	The specified Elastic GPU does not exist.
<code>InvalidExportTaskID.Malformed</code>	The specified export task ID cannot be found.
<code>InvalidExportTaskID.NotFound</code>	The specified export task ID is malformed. Ensure that you specify the ID in the form <code>export-ami-xxxxxxxxxxxxxxxxxxxx</code> .
<code>InvalidFilter</code>	The specified filter is not valid.
<code>InvalidFlowLogId.NotFound</code>	The specified flow log does not exist.
<code>InvalidFormat</code>	The specified disk format (for the instance or volume import) is not valid.
<code>InvalidFpgaImageID.Malformed</code>	The specified Amazon FPGA image (AFI) ID is malformed. Ensure that you provide the full AFI ID in the request, in the form <code>afi-xxxxxxxxxxxxxxx</code> .
<code>InvalidFpgaImageID.NotFound</code>	The specified Amazon FPGA image (AFI) ID does not exist. Ensure that you specify the AWS Region in which the AFI is located, if it's not in the default Region.
<code>InvalidGatewayID.NotFound</code>	The specified gateway does not exist.
<code>InvalidGroup.Duplicate</code>	You cannot create a security group with the same name as an existing security group in the same VPC.

Error code	Description
<code>InvalidGroupId.Malformed</code>	The specified security group ID is malformed. Ensure that you provide the full security group ID in the request, in the form <code>sg-xxxxxxxxxxxxxxx</code> .
<code>InvalidGroup.InUse</code>	The specified security group can't be deleted because it's in use by another security group. You can remove dependencies by modifying or deleting rules in the affected security groups.
<code>InvalidGroup.NotFound</code>	The specified security group does not exist.  This error can occur because the ID of a recently created security group has not propagated through the system. For more information, see <a href="#">Ensuring idempotency</a> .  You can't specify a security group that is in a different AWS Region or VPC than the request.
<code>InvalidGroup.Reserved</code>	The name 'default' is reserved, and cannot be used to create a new security group.
<code>InvalidHostConfiguration</code>	The specified Dedicated Host configuration is not supported.
<code>InvalidHostId</code>	The specified Dedicated Host ID is not valid.
<code>InvalidHostID.Malformed</code>	The specified Dedicated Host ID is not formed correctly. Ensure that you provide the full ID in the form <code>h-xxxxxxxxxxxxxxxxxxx</code> .
<code>InvalidHostId.Malformed</code>	The specified Dedicated Host ID is not formed correctly. Ensure that you provide the full ID in the form <code>h-xxxxxxxxxxxxxxxxxxx</code> .

Error code	Description
<code>InvalidHostID.NotFound</code>	The specified Dedicated Host ID does not exist. Ensure that you specify the AWS Region in which the Dedicated Host is located, if it's not in the default Region.
<code>InvalidHostId.NotFound</code>	The specified Dedicated Host ID does not exist. Ensure that you specify the region in which the Dedicated Host is located, if it's not in the default region.
<code>InvalidHostReservationId.Malformed</code>	The specified Dedicated Host Reservation ID is not formed correctly. Ensure that you provide the full ID in the form <code>hr-xxxxxxxxxxxxxxxxxxx</code> .
<code>InvalidHostReservationOfferingId.Malformed</code>	The specified Dedicated Host Reservation offering is not formed correctly. Ensure that you provide the full ID in the form <code>hro-xxxxxxxxxxxxxxxxxxx</code> .
<code>InvalidHostState</code>	The Dedicated Host must be in the available state to complete the operation.
<code>InvalidIamInstanceProfileArn.Malformed</code>	The specified IAM instance profile ARN is not valid. For more information about valid ARN formats, see <a href="#">Amazon Resource Names (ARNs)</a> .
<code>InvalidID</code>	<p>The specified ID for the resource you are trying to tag is not valid. Ensure that you provide the full resource ID; for example, <code>ami-2bb65342</code> for an AMI.</p> <p>If you're using the command line tools on a Windows system, you might need to use quotation marks for the key-value pair; for example, <code>"Name=TestTag"</code>.</p>

Error code	Description
<code>InvalidInput</code>	An input parameter in the request is not valid. For example, you may have specified an incorrect Reserved Instance listing ID in the request or the Reserved Instance you tried to list cannot be sold in the Reserved Instances Marketplace (for example, if it has a scope of Region, or is a Convertible Reserved Instance).
<code>InvalidInstanceAttributeValue</code>	The specified instance attribute value is not valid. This error is most commonly encountered when trying to set the <code>InstanceType /--instance-type</code> attribute to an unrecognized value.
<code>InvalidInstanceConnectEndpointId.Malformed</code>	The specified EC2 Instance Connect Endpoint ID is malformed. Ensure that you specify the ID in the form <code>eice-xxxxxxxxxxxxxxxxxxx</code> .
<code>InvalidInstanceConnectEndpointId.NotFound</code>	The specified EC2 Instance Connect Endpoint does not exist.
<code>InvalidInstanceCreditSpecification</code>	If you are modifying the credit option for CPU usage for T2 instances, the request may not contain duplicate instance IDs.
<code>InvalidInstanceCreditSpecification.DuplicateInstanceId</code>	If you are modifying the credit option for CPU usage for T2 instances, the request may not contain duplicate instance IDs.
<code>InvalidInstanceEventIDNotFound</code>	The specified ID of the event whose date and time you are modifying cannot be found. Verify the ID of the event and try your request again.
<code>InvalidInstanceEventStartTime</code>	The specified scheduled event start time does not meet the requirements for rescheduling a scheduled event. For more information, see <a href="#">Limitations</a> .

Error code	Description
InvalidInstanceFamily	<p>The instance family is not supported for this request. For example, the instance family for the Dedicated Host Reservation offering is different from the instance family of the Dedicated Hosts. Or, you can only modify the default credit specification for burstable performance instance families (T2, T3, and T3a). For more information, see <a href="#">Set the default credit specification for the account</a>.</p>
InvalidInstanceID	<p>This error can occur when trying to perform an operation on an instance that has multiple network interfaces.</p> <p>A network interface can have individual attributes; therefore, you may need to specify the network interface ID as part of the request, or use a different request. For example, each network interface in an instance can have a source/destination check flag. To modify this attribute, modify the network interface attribute, and not the instance attribute.</p> <p>To create a route in a route table, provide a specific network interface ID as part of the request.</p>
InvalidInstanceID.Malformed	<p>The specified instance ID is malformed. Ensure that you provide the full instance ID in the request, in the form i-xxxxxxxx or i-xxxxxxxxxxxxxx.</p>



Error code	Description
<code>InvalidInstanceID.NotFound</code>	The specified instance does not exist. This error might occur because the ID of a recently created instance has not propagated through the system. For more information, see <a href="#">Ensuring idempotency</a> .
<code>InvalidInstanceID.NotLinkable</code>	The specified instance cannot be linked to the specified VPC. This error may also occur if the instance was recently launched, and its ID has not yet propagated through the system. Wait a few minutes, or wait until the instance is in the running state, and then try again.
<code>InvalidInstanceState</code>	The instance is not in an appropriate state to complete the request. If you're modifying the instance placement, the instance must be in the stopped state.
<code>InvalidInstanceType</code>	The instance type is not supported for this request. For example, you can only bundle instance store-backed Windows instances.
<code>InvalidInterface.IpAddressLimitExceeded</code>	The number of private IP addresses for a specified network interface exceeds the limit for the type of instance you are trying to launch. For more information, see <a href="#">IP addresses per network interface per instance type</a> .
<code>InvalidInternetGatewayId.Malformed</code>	The specified internet gateway ID is malformed. Ensure that you provide the full ID in the request, in the form <code>igw-xxxxxxxxxxxxxxxxxx</code> .
<code>InvalidInternetGatewayID.NotFound</code>	The specified internet gateway does not exist. Ensure that you specify the AWS Region in which the internet gateway is located, if it's not in the default Region.

Error code	Description
<code>InvalidIPAddress.InUse</code>	The specified IP address is already in use. If you are trying to release an address, you must first disassociate it from the instance.
<code>InvalidKernelId.Malformed</code>	The specified kernel ID is not valid. Ensure that you specify the kernel ID in the form <code>aki-xxxxxxx</code> .
<code>InvalidKey.Format</code>	The key pair is not specified in a valid OpenSSH public key format.
<code>InvalidKeyPair.Duplicate</code>	The key pair name already exists in that AWS Region. If you are creating or importing a key pair, ensure that you use a unique name.
<code>InvalidKeyPair.Format</code>	The format of the public key you are attempting to import is not valid.
<code>InvalidKeyPair.NotFound</code>	The specified key pair name does not exist. Ensure that you specify the AWS Region in which the key pair is located, if it's not in the default Region.
<code>InvalidCapacityReservationIdMalformedException</code>	The ID for the Capacity Reservation is malformed. Ensure that you specify the Capacity Reservation ID in the form <code>cr-xxxxxxxxxxxxxxxxxx</code> .
<code>InvalidCapacityReservationIdNotFoundException</code>	The specified Capacity Reservation ID does not exist.
<code>InvalidLaunchTargets</code>	One or more specified targets are invalid. Verify the capacity for the Capacity Reservation selected or verify the ID.
<code>InvalidLaunchTemplateId.Malformed</code>	The ID for the launch template is malformed. Ensure that you specify the launch template ID in the form <code>lt-xxxxxxxxxxxxxxxxxx</code> .

Error code	Description
<code>InvalidLaunchTemplateId.NotFound</code>	The specified launch template ID does not exist. Ensure that you specify the AWS Region in which the launch template is located.
<code>InvalidLaunchTemplateId.VersionNotFound</code>	The specified launch template version does not exist.
<code>InvalidLaunchTemplateName.AlreadyExistsException</code>	The specified launch template name is already in use.
<code>InvalidLaunchTemplateName.MalformedException</code>	The specified launch template name is invalid. A launch template name must be between 3 and 128 characters, and may contain letters, numbers, and the following characters: '-', '_', ':', '/', '(', and ')'. The specified launch template name does not exist. Check the spelling of the name and ensure that you specify the AWS Region in which the launch template is located. Launch template names are case-sensitive.
<code>InvalidLaunchTemplateName.NotFoundException</code>	
<code>InvalidManifest</code>	The specified AMI has an unparseable manifest, or you may not have access to the location of the manifest file in Amazon S3.
<code>InvalidMaxResults</code>	The specified value for MaxResults is not valid.
<code>InvalidNatGatewayID.NotFound</code>	The specified NAT gateway ID does not exist. Ensure that you specify the AWS Region in which the NAT gateway is located, if it's not in the default Region.
<code>InvalidNetworkAclEntry.NotFound</code>	The specified network ACL entry does not exist.

Error code	Description
<code>InvalidNetworkAclId.Malformed</code>	The specified network ACL ID is malformed . Ensure that you provide the ID in the form <code>acl-xxxxxxxxxxxxxxxxxxxx</code> .
<code>InvalidNetworkAclID.NotFound</code>	The specified network ACL does not exist. Ensure that you specify the AWS Region in which the network ACL is located, if it's not in the default Region.
<code>InvalidNetworkLoadBalancerArn.Malformed</code>	The specified Network Load Balancer ARN is malformed. Ensure that you specify the ARN in the form <code>arn:aws:elasticloadbalancing:region:account-id:loadbalancer/net/load-balancer-name/load-balancer-id</code> .
<code>InvalidNetworkLoadBalancerArn.NotFound</code>	The specified Network Load Balancer ARN does not exist.
<code>InvalidNetworkInterfaceAttachmentId.Malformed</code>	The ID for the network interface attachment is malformed. Ensure that you use the attachment ID rather than the network interface ID, in the form <code>eni-attach-xxxxxxxxxxxxxxxxxxxx</code> .
<code>InvalidNetworkInterface.InUse</code>	The specified interface is currently in use and cannot be deleted or attached to another instance. Ensure that you have detached the network interface first. If a network interface is in use, you may also receive the <code>InvalidParameterValue</code> error.
<code>InvalidNetworkInterfaceId.Malformed</code>	The specified network interface ID is malformed. Ensure that you specify the network interface ID in the form <code>eni-xxxxxxxxxxxxxxxxxxxx</code> .

Error code	Description
<code>InvalidNetworkInterfaceID.NotFound</code>	The specified network interface does not exist. Ensure that you specify the AWS Region in which the network interface is located, if it's not in the default Region.
<code>InvalidNextToken</code>	The specified NextToken is not valid.
<code>InvalidOption.Conflict</code>	A VPN connection between the virtual private gateway and the customer gateway already exists.
<code>InvalidPermission.Duplicate</code>	The specified inbound or outbound rule already exists for that security group.
<code>InvalidPermission.Malformed</code>	The specified security group rule is malformed. If you are specifying an IP address range, ensure that you use CIDR notation; for example, <code>203.0.113.0/24</code> .
<code>InvalidPermission.NotFound</code>	The specified rule does not exist in this security group.
<code>InvalidPlacementGroup.Duplicate</code>	The specified placement group already exists in that AWS Region.
<code>InvalidPlacementGroup.InUse</code>	The specified placement group is in use. If you are trying to delete a placement group, ensure that its instances have been terminated.
<code>InvalidPlacementGroup.Unknown</code>	The specified placement group cannot be found. Ensure that you specify the AWS Region in which the placement group is located, if it's not in the default Region.
<code>InvalidPlacementGroupId.Malformed</code>	The specified placement group ID is malformed. Ensure that you specify the ID in the form <code>pg-xxxxxxxxxxxxxxxxxxxx</code> .

Error code	Description
InvalidPolicyDocument	The specified policy document is not a valid JSON policy document.
InvalidPrefixListId.Malformed	The specified prefix list ID is malformed. Ensure that you provide the ID in the form pl-xxxxxxxxxxxxxxx.
InvalidPrefixListID.NotFound	The specified prefix list ID does not exist.
InvalidProductInfo	(AWS Marketplace) The product code is not valid.
InvalidPurchaseToken.Expired	The specified purchase token has expired.
InvalidPurchaseToken.Malformed	The specified purchase token is not valid.
InvalidQuantity	The specified quantity of Dedicated Hosts is not valid.
InvalidRamDiskId.Malformed	The specified RAM disk ID is not valid. Ensure that you specify the RAM disk ID in the form ari-xxxxxxxx.
InvalidRegion	The specified AWS Region is not valid. For copying a snapshot or image, specify the source Region using its Region code, for example, us-west-2.
InvalidRequest	The request is not valid. The returned message provides details about the nature of the error.
InvalidReservationID.Malformed	The specified reservation ID is not valid.
InvalidReservationID.NotFound	The specified reservation does not exist.
InvalidReservedInstancesId	The specified Reserved Instance does not exist.
InvalidReservedInstancesOfferingId	The specified Reserved Instances offering does not exist.

Error code	Description
<code>InvalidResourceType.Unknown</code>	The specified resource type is not supported or is not valid. To view resource types that support longer IDs, use <a href="#">DescribeIdFormat</a> .
<code>InvalidRoute.InvalidState</code>	The specified route is not valid.
<code>InvalidRoute.Malformed</code>	The specified route is not valid. If you are deleting a route in a VPN connection, ensure that you've entered the value for the CIDR block correctly.
<code>InvalidRoute.NotFound</code>	The specified route does not exist in the specified route table. Ensure that you indicate the exact CIDR range for the route in the request. This error can also occur if you've specified a route table ID in the request that does not exist.
<code>InvalidRouteTableId.Malformed</code>	The specified route table ID is malformed. Ensure that you specify the route table ID in the form <code>rtb-xxxxxxxxxxxxxxxxxxxx</code> .
<code>InvalidRouteTableID.NotFound</code>	The specified route table does not exist. Ensure that you specify the AWS Region in which the route table is located, if it's not in the default Region.
<code>InvalidScheduledInstance</code>	The specified Scheduled Instance does not exist.
<code>InvalidSecurityGroupId.Malformed</code>	The specified security group ID is not valid. Ensure that you specify the security group ID in the form <code>sg-xxxxxxxxxxxxxxxxxxxx</code> .
<code>InvalidSecurityGroupID.NotFound</code>	The specified security group does not exist.

Error code	Description
InvalidSecurityGroupRuleId.Malformed	The specified security group rule ID is not valid. Ensure that you specify the security group rule ID in the form <code>sgr-xxxxxxxxxxxxxxxxxxxx</code> .
InvalidSecurityGroupRuleId.NotFound	The specified security group rule does not exist.
InvalidSecurity.RequestHasExpired	The difference between the request timestamp and the AWS server time is greater than 5 minutes. Ensure that your system clock is accurate and configured to use the correct time zone.
InvalidServiceName	The name of the service is not valid. To get a list of available service names, use <a href="#">DescribeVpcEndpointServices</a> .
InvalidSnapshot.NotFound	The specified snapshot does not exist. Ensure that you specify the AWS Region in which the snapshot is located, if it's not in the default Region.
InvalidSnapshotID.Malformed	The snapshot ID is not valid.
InvalidSnapshot.InUse	The snapshot that you are trying to delete is in use by one or more AMIs.
InvalidSnapshot.NotFound	The specified snapshot does not exist. Ensure that you specify the AWS Region in which the snapshot is located, if it's not in the default Region.
InvalidSpotDatafeed.NotFound	You have no data feed for Spot Instances.



Error code	Description
<code>InvalidSpotFleetRequestConfig</code>	The Spot Fleet request configuration is not valid. Ensure that you provide valid values for all of the configuration parameters; for example, a valid AMI ID. Limits apply on the target capacity and the number of launch specifications per Spot Fleet request. For more information, see <a href="#">Fleet quotas</a> .
<code>InvalidSpotFleetRequestId.Malformed</code>	The specified Spot Fleet request ID is malformed. Ensure that you specify the Spot Fleet request ID in the form <code>sfr-</code> followed by 36 characters, including hyphens; for example, <code>sfr-123f8fc2-11aa-22bb-33cc-example12710</code> .
<code>InvalidSpotFleetRequestId.NotFound</code>	The specified Spot Fleet request ID does not exist. Ensure that you specify the AWS Region in which the Spot Fleet request is located, if it's not in the default Region.
<code>InvalidSpotInstanceRequestId.Malformed</code>	The specified Spot Instance request ID is not valid. Ensure that you specify the Spot Instance request ID in the form <code>sir-xxxxxxx</code> .
<code>InvalidSpotInstanceRequestId.NotFound</code>	The specified Spot Instance request ID does not exist. Ensure that you specify the AWS Region in which the Spot Instance request is located, if it's not in the default Region.
<code>InvalidState</code>	The specified resource is not in the correct state for the request; for example, if you are trying to enable monitoring on a recently terminated instance, or if you are trying to create a snapshot when a previous identical request has not yet completed.

Error code	Description
InvalidStateTransition	The specified VPC peering connection is not in the correct state for the request. For example, you may be trying to accept a VPC peering request that has failed, or that was rejected.
InvalidSubnet	The specified subnet ID is not valid or does not exist.
InvalidSubnet.Conflict	The specified CIDR block conflicts with that of another subnet in your VPC.
InvalidSubnetID.Malformed	The specified subnet ID is malformed. Ensure that you specify the ID in the form <code>subnet-xxxxxxxxxxxxxxxxxx</code>
InvalidSubnetID.NotFound or InvalidSubnetId.NotFound	The specified subnet does not exist.
InvalidSubnet.Range	The CIDR block you've specified for the subnet is not valid. The allowed block size is between a /28 netmask and /16 netmask.
InvalidTagKey.Malformed	The specified tag key is not valid. Tag keys cannot be empty or null, and cannot start with <code>aws:</code> .
InvalidTargetArn.Unknown	The specified ARN for the specified user or role is not valid or does not exist.
InvalidTenancy	The tenancy of the instance or VPC is not supported for the requested action. For example, you cannot modify the tenancy of an instance or VPC that has a tenancy attribute of <code>default</code> .
InvalidTime	The specified timestamp is not valid.

Error code	Description
<code>InvalidTrafficMirrorFilterNotFound</code>	The specified Traffic Mirror filter does not exist.
<code>InvalidTrafficMirrorFilterRuleNotFound</code>	The specified Traffic Mirror filter rule does not exist.
<code>InvalidTrafficMirrorSessionNotFound</code>	The specified Traffic Mirror session does not exist.
<code>InvalidTrafficMirrorTargetNotFound</code>	The specified Traffic Mirror target does not exist.
<code>InvalidUserID.Malformed</code>	The specified user or owner is not valid. If you are performing a <a href="#">DescribeImages</a> request, you must specify a valid value for the <code>owner</code> or <code>executableBy</code> parameters, such as an AWS account ID. If you are performing a <a href="#">DescribeSnapshots</a> request, you must specify a valid value for the <code>owner</code> or <code>restorableBy</code> parameters.
<code>InvalidVolumeID.Duplicate</code>	The Amazon EBS volume already exists.
<code>InvalidVolumeID.Malformed</code>	The specified volume ID is not valid. Check the letter-number combination carefully.
<code>InvalidVolumeID.ZoneMismatch</code>	The specified volume and instance are in different Availability Zones.
<code>InvalidVolume.NotFound</code>	The specified volume does not exist.
<code>InvalidVolume.ZoneMismatch</code>	The specified volume is not in the same Availability Zone as the specified instance. You can only attach an Amazon EBS volume to an instance if they are in the same Availability Zone.

Error code	Description
<code>InvalidVpcEndpoint.NotFound</code>	The specified VPC endpoint does not exist. If you are performing a bulk request that is partially successful or unsuccessful, the response includes a list of the unsuccessful items. If the request succeeds, the list is empty.
<code>InvalidVpcEndpointId.Malformed</code>	The specified VPC endpoint ID is malformed. Use the full VPC endpoint ID in the request, in the form <code>vpce-xxxxxxxxxxxxxxxxxx</code> .
<code>InvalidVpcEndpointId.NotFound</code>	The specified VPC endpoint does not exist. If you are performing a bulk request that is partially successful or unsuccessful, the response includes a list of the unsuccessful items. If the request succeeds, the list is empty.
<code>InvalidVpcEndpointService.NotFound</code>	The specified VPC endpoint service does not exist. If you are performing a bulk request that is partially successful or unsuccessful, the response includes a list of the unsuccessful items. If the request succeeds, the list is empty.
<code>InvalidVpcEndpointServiceId.Malformed</code>	The specified VPC endpoint service ID is malformed. Ensure that you specify the ID in the form <code>vpc-svc-xxxxxxxxxxxxxxxxxx</code> .
<code>InvalidVpcEndpointServiceId.NotFound</code>	The specified VPC endpoint service does not exist. If you are performing a bulk request that is partially successful or unsuccessful, the response includes a list of the unsuccessful items. If the request succeeds, the list is empty.
<code>InvalidVpcEndpointType</code>	The specified VPC endpoint type is not valid.

Error code	Description
<code>InvalidVpcID.Malformed</code>	The specified VPC ID is malformed. Ensure that you've specified the ID in the form <code>vpc-xxxxxxxxxxxxxxx</code> .
<code>InvalidVpcID.NotFound</code>	The specified VPC does not exist.
<code>InvalidVpcPeeringConnectionId.Malformed</code>	The specified VPC peering connection ID is malformed. Ensure that you provide the ID in the form <code>pcx-xxxxxxxxxxxxxxxxxxx</code> .
<code>InvalidVpcPeeringConnectionID.NotFound</code>	The specified VPC peering connection ID does not exist.
<code>InvalidVpcPeeringConnectionState.DnsHostnamesDisabled</code>	To enable DNS hostname resolution for the VPC peering connection, DNS hostname support must be enabled for the VPCs.
<code>InvalidVpcRange</code>	The specified CIDR block range is not valid. The block range must be between a /28 netmask and /16 netmask. For more information, see <a href="#">VPC CIDR blocks</a> .
<code>InvalidVpcState</code>	The specified VPC already has a virtual private gateway attached to it.
<code>InvalidVpnConnectionID</code>	The specified VPN connection ID cannot be found.
<code>InvalidVpnConnectionID.NotFound</code>	The specified VPN connection ID does not exist.
<code>InvalidVpnConnection.InvalidState</code>	The VPN connection must be in the available state to complete the request.
<code>InvalidVpnConnection.InvalidType</code>	The specified VPN connection does not support static routes.

Error code	Description
<code>InvalidVpnGatewayAttachment.NotFound</code>	An attachment between the specified virtual private gateway and specified VPC does not exist. This error can also occur if you've specified an incorrect VPC ID in the request.
<code>InvalidVpnGatewayID.NotFound</code>	The specified virtual private gateway does not exist.
<code>InvalidVpnGatewayState</code>	The virtual private gateway is not in an available state.
<code>InvalidZone.NotFound</code>	The specified Availability Zone does not exist, or is not available for you to use. Use the <a href="#">DescribeAvailabilityZones</a> request to list the Availability Zones that are currently available to you. Specify the full name of the Availability Zone: for example, us-east-1a.
<code>KeyPairLimitExceeded</code>	You've reached the limit on the number of key pairs that you can have in this AWS Region. For more information, see <a href="#">Amazon EC2 key pairs</a> .
<code>LegacySecurityGroup</code>	Any VPC created using an API version older than 2011-01-01 may have the 2009-07-15-default security group. You must delete this security group before you can attach an internet gateway to the VPC.
<code>LimitPriceExceeded</code>	The cost of the total order is greater than the specified limit price (instance count * price).
<code>LogDestinationNotFoundException</code>	The specified Amazon S3 bucket does not exist. Ensure that you have specified the ARN for an existing Amazon S3 bucket, and that the ARN is in the correct format.

Error code	Description
LogDestinationPermissionIssue	You do not have sufficient permissions to publish flow logs to the specific Amazon S3 bucket.
MaxConfigLimitExceededException	You've exceeded your maximum allowed Spot placement configurations. You can retry configurations that you used within the last 24 hours, or wait for 24 hours before specifying a new configuration. For more information, see <a href="#">Spot placement score</a> .
MaxIOPSLimitExceeded	You've reached the limit on your IOPS usage for the AWS Region. For more information, see <a href="#">Quotas for Amazon EBS</a> .
MaxScheduledInstanceCapacityExceeded	You've attempted to launch more instances than you purchased.
MaxSpotFleetRequestCountExceeded	You've reached one or both of these limits: the total number of Spot Fleet requests that you can make, or the total number of instances in all Spot Fleets for the AWS Region (the target capacity). For more information, see <a href="#">Fleet quotas</a> .
MaxSpotInstanceCountExceeded	You've reached the limit on the number of Spot Instances that you can launch. The limit depends on the instance type. For more information, see <a href="#">Spot Instance limits</a> .
MaxTemplateLimitExceeded	You've reached the limit on the number of launch templates you can create. For more information, see <a href="#">Launch template restrictions</a> .

Error code	Description
MaxTemplateVersionLimitExceeded	You've reached the limit on the number of launch template versions that you can create. For more information, see <a href="#">Launch template restrictions</a> .
MissingInput	An input parameter is missing.
NatGatewayLimitExceeded	You've reached the limit on the number of NAT gateways that you can create. For more information, see <a href="#">Amazon VPC quotas</a> .
NatGatewayMalformed	The specified NAT gateway ID is not formed correctly. Ensure that you specify the NAT gateway ID in the form nat-xxxxxxxxxxxxxxxxxx.
NatGatewayNotFound	The specified NAT gateway does not exist.
NetworkAclEntryAlreadyExists	The specified rule number already exists in this network ACL.
NetworkAclEntryLimitExceeded	You've reached the limit on the number of rules that you can add to the network ACL. For more information, see <a href="#">Amazon VPC quotas</a> .
NetworkAclLimitExceeded	You've reached the limit on the number of network ACLs that you can create for the specified VPC. For more information, see <a href="#">Amazon VPC quotas</a> .
NetworkInterfaceLimitExceeded	You've reached the limit on the number of network interfaces that you can create. For more information, see <a href="#">Amazon VPC quotas</a> .
NetworkInterfaceNotFoundException	The specified network interface does not exist.



Error code	Description
NetworkInterfaceNotSupportedException	The network interface is not supported for Traffic Mirroring.
NetworkLoadBalancerNotFoundException	The specified Network Load Balancer does not exist.
NlbInUseByTrafficMirrorTargetException	The Network Load Balancer is already configured as a Traffic Mirror target.
NonEBSInstance	The specified instance does not support Amazon EBS. Restart the instance and try again, to ensure that the code is run on an instance with updated code.
NoSuchVersion	The specified API version does not exist.
NotExportable	The specified instance cannot be exported. You can only export certain instances. For more information, see <a href="#">Considerations for instance export</a> .
OperationNotPermitted	The specified operation is not allowed. This error can occur for a number of reasons; for example, you might be trying to terminate an instance that has termination protection enabled, or trying to detach the primary network interface (eth0) from an instance.
OutstandingVpcPeeringConnectionLimitExceeded	You've reached the limit on the number of VPC peering connection requests that you can create for the specified VPC.
PendingSnapshotLimitExceeded	You've reached the limit on the number of Amazon EBS snapshots that you can have in the pending state.

Error code	Description
PendingVpcPeeringConnectionLimitExceeded	You've reached the limit on the number of pending VPC peering connections that you can have.
PlacementGroupLimitExceeded	You've reached the limit on the number of placement groups that you can have.
PrivateIpAddressLimitExceeded	You've reached the limit on the number of private IP addresses that you can assign to the specified network interface for that type of instance. For more information, see <a href="#">IP addresses per network interface</a> .

Error code	Description
RequestResourceCountExceeded	<p>Details in your Spot request exceed the numbers allowed by the Spot service in one of the following ways, depending on the action that generated the error:</p> <ul style="list-style-type: none"><li>—If you get this error when you submitted a request for Spot Instances, check the number of Spot Instances specified in your request. The number shouldn't exceed the 3,000 maximum allowed per request. Resend your Spot Instance request and specify a number less than 3,000. If your account's regional Spot request limit is greater than 3,000 instances, you can access these instances by submitting multiple smaller requests.</li><li>—If you get this error when you sent Describe Spot Instance requests, check the number of requests for Spot Instance data, the amount of data you requested, and how often you sent the request. The frequency with which you requested the data combined with the amount of data exceeds the levels allowed by the Spot service. Try again and submit fewer large Describe requests over longer intervals.</li></ul>
ReservationCapacityExceeded	<p>The targeted Capacity Reservation does not have enough available instance capacity to fulfill your request. Either increase the instance capacity or the targeted Capacity Reservation, or target a different Capacity Reservation.</p>
ReservedInstancesCountExceeded	<p>You've reached the limit for the number of Reserved Instances.</p>

Error code	Description
<code>ReservedInstancesLimitExceeded</code>	Your current quota does not allow you to purchase the required number of Reserved Instances.
<code>ReservedInstancesUnavailable</code>	The requested Reserved Instances are not available.
<code>Resource.AlreadyAssigned</code>	The specified private IP address is already assigned to a resource. Unassign the private IP first, or use a different private IP address.
<code>Resource.AlreadyAssociated</code>	The specified resource is already in use. For example, in EC2-VPC, you cannot associate an Elastic IP address with an instance if it's already associated with another instance. You also cannot attach an internet gateway to more than one VPC at a time.
<code>ResourceCountExceeded</code>	You have exceeded the number of resources allowed for this request; for example, if you try to launch more instances than AWS allows in a single request. This limit is separate from your individual resource limit. If you get this error, break up your request into smaller requests; for example, if you are launching 15 instances, try launching 5 instances in 3 separate requests.
<code>ResourceCountLimitExceeded</code>	You have exceeded a resource limit for creating routes.
<code>ResourceLimitExceeded</code>	You have exceeded an Amazon EC2 resource limit. For example, you might have too many snapshot copies in progress.

Error code	Description
RetryableError	A request submitted by an AWS service on your behalf could not be completed. The requesting service might automatically retry the request.
RouteAlreadyExists	A route for the specified CIDR block already exists in this route table.
RouteLimitExceeded	You've reached the limit on the number of routes that you can add to a route table.
RouteTableLimitExceeded	You've reached the limit on the number of route tables that you can create for the specified VPC. For more information about route table limits, see <a href="#">Amazon VPC quotas</a> .
RulesPerSecurityGroupLimitExceeded	You've reached the limit on the number of rules that you can add to a security group. For more information, see <a href="#">Amazon VPC quotas</a> .
ScheduledInstanceLimitExceeded	You've reached the limit on the number of Scheduled Instances that you can purchase.
ScheduledInstanceParameterMismatch	The launch specification does not match the details for the Scheduled Instance.
ScheduledInstanceSlotNotOpen	You can launch a Scheduled Instance only during its scheduled time periods.
ScheduledInstanceSlotUnavailable	The requested Scheduled Instance is no longer available during this scheduled time period.
SecurityGroupLimitExceeded	You've reached the limit on the number of security groups that you can create, or that you can assign to an instance.

Error code	Description
SecurityGroupsPerInstanceLimitExceeded	You've reached the limit on the number of security groups that you can assign to an instance. For more information, see <a href="#">Amazon EC2 security groups</a> .
SecurityGroupsPerInterfaceLimitExceeded	You've reached the limit on the number of security groups you can associate with the specified network interface. For more information, see <a href="#">Amazon VPC quotas</a> .
SignatureDoesNotMatch	The request signature that Amazon has does not match the signature that you provided. Check your AWS credentials and signing method.
SnapshotCopyUnsupported.InterRegion	Inter-region snapshot copy is not supported for this AWS Region.
SnapshotCreationPerVolumeRateExceeded	The rate limit for creating concurrent snapshots of an EBS volume has been exceeded. Wait at least 15 seconds between concurrent volume snapshots.
SnapshotLimitExceeded	You've reached the limit on the number of Amazon EBS snapshots that you can create.
SpotMaxPriceTooLow	The request can't be fulfilled yet because your maximum price is below the Spot price. In this case, no instance is launched and your request remains open.
SubnetLimitExceeded	You've reached the limit on the number of subnets that you can create for the specified VPC. For more information, see <a href="#">Amazon VPC quotas</a> .

Error code	Description
TagLimitExceeded	You've reached the limit on the number of tags that you can assign to the specified resource. For more information, see <a href="#">Tag restrictions</a> .
TargetCapacityLimitExceededException	The value for <code>targetCapacity</code> exceeds your limit on the amount of Spot placement target capacity you can explore. Reduce the <code>targetCapacity</code> value, and try again. For more information, see <a href="#">Spot placement score</a> .
TrafficMirrorFilterInUse	The Traffic Mirror filter cannot be deleted because a Traffic Mirror session is currently using it.
TrafficMirrorSessionsPerInterfaceLimitExceeded	The allowed number of Traffic Mirror sessions for the specified network interface has been exceeded.
TrafficMirrorSessionsPerTargetLimitExceeded	The maximum number of Traffic Mirror sessions for the specified Traffic Mirror target has been exceeded.
TrafficMirrorSourcesPerTargetLimitExceeded	The maximum number of Traffic Mirror sources for the specified Traffic Mirror target has been exceeded.
TrafficMirrorTargetInUseException	The Traffic Mirror target cannot be deleted because a Traffic Mirror session is currently using it.
TrafficMirrorFilterLimitExceeded	The maximum number of Traffic Mirror filters has been exceeded.
TrafficMirrorFilterRuleLimitExceeded	The maximum number of Traffic Mirror filter rules has been exceeded.

Error code	Description
TrafficMirrorSessionLimitExceeded	The maximum number of Traffic Mirror sessions has been exceeded.
TrafficMirrorTargetLimitExceeded	The maximum number of Traffic Mirror targets has been exceeded.
TrafficMirrorFilterRuleAlreadyExists	The Traffic Mirror filter rule already exists.
UnavailableHostRequirements	There are no valid Dedicated Hosts available on which you can launch an instance.
UnfulfillableCapacity	At this time there isn't enough spare capacity to fulfill your request for Spot Instances. You can wait a few minutes to see whether capacity becomes available for your request. Alternatively, create a more flexible request. For example, include additional instance types, include additional Availability Zones, or use the capacity-optimized allocation strategy.
UnknownPrincipalType.Unsupported	The principal type is not supported.
UnknownVolumeType	The specified volume type is unsupported. The supported volume types are gp2, io1, st1, sc1, and standard.
Unsupported	The specified request is unsupported. For example, you might be trying to launch an instance in an Availability Zone that currently has constraints on that instance type. The returned message provides details of the unsupported request.



Error code	Description
UnsupportedException	Capacity Reservations are not supported for this Region.
UnsupportedHibernationConfiguration	The instance could not be launched because one or more parameter values do not meet the prerequisites for enabling hibernation. For more information, see <a href="#">Hibernation Prerequisites</a> . Alternatively, the instance could not be hibernated because it is not enabled for hibernation.
UnsupportedHostConfiguration	The specified Dedicated Host configuration is unsupported. For more information about supported configurations, see <a href="#">Dedicated Hosts</a> .
UnsupportedInstanceTypeOnHost	The instance type is not supported on the Dedicated Host. For more information about supported instance types, see <a href="#">Amazon EC2 Dedicated Hosts Pricing</a> .
UnsupportedTenancy	The specified tenancy is unsupported. You can change the tenancy of a VPC to default only.
UpdateLimitExceeded	The default credit specification for an instance family can be modified only once in a rolling 5-minute period, and up to four times in a rolling 24-hour period. For more information, see <a href="#">Set the default credit specification for the account</a> .

Error code	Description
VcpuLimitExceeded	You've reached the limit on the number of vCPUs (virtual processing units) assigned to the running instances in your account. You are limited to running one or more On-Demand instances in an AWS account, and Amazon EC2 measures usage towards each limit based on the total number of vCPUs that are assigned to the running On-Demand instances in your AWS account. If your request fails due to limit constraints, increase your On-Demand instance limits and try again. For more information, see <a href="#">EC2 On-Demand instance limits</a> .
VolumeInUse	The specified Amazon EBS volume is attached to an instance. Ensure that the specified volume is in an 'available' state.
VolumeIOPSLimit	The maximum IOPS limit for the volume has been reached. For more information, see <a href="#">Amazon EBS volume types</a> .
VolumeLimitExceeded	You've reached the limit on your Amazon EBS volume storage. For more information, see <a href="#">Quotas for Amazon EBS</a> .
VolumeModificationSizeLimitExceeded	You've reached the limit on your Amazon EBS volume modification storage in this Region. For more information, see <a href="#">Quotas for Amazon EBS</a> .
VolumeTypeNotAvailableInZone	The specified Availability Zone does not support Provisioned IOPS SSD volumes. Try launching your instance in a different Availability Zone, or don't specify a zone in the request. If you're creating a volume, try specifying a different Availability Zone in the request.

Error code	Description
VPCIdNotSpecified	You have no default VPC in which to carry out the request. Specify a VPC or subnet ID or, in the case of security groups, specify the ID and not the security group name. If you deleted your default VPC, you can create a new one. For more information, see <a href="#">Create a default VPC</a> .
VpcEndpointLimitExceeded	You've reached the limit on the number of VPC endpoints that you can create in the AWS Region. For more information, see <a href="#">Amazon VPC quotas</a> .
VpcLimitExceeded	You've reached the limit on the number of VPCs that you can create in the AWS Region. For more information about VPC limits, see <a href="#">Amazon VPC quotas</a> .
VpcPeeringConnectionAlreadyExists	A VPC peering connection between the VPCs already exists.
VpcPeeringConnectionsPerVpcLimitExceeded	You've reached the limit on the number of VPC peering connections that you can have per VPC. For more information, see <a href="#">Amazon VPC quotas</a> .
VPCResourceNotSpecified	The specified resource can be used only in a VPC; for example, T2 instances. Ensure that you have a VPC in your account, and then specify a subnet ID or network interface ID in the request.
VpnConnectionLimitExceeded	You've reached the limit on the number of VPN connections that you can create. For more information, see <a href="#">Amazon VPC quotas</a> .
VpnGatewayAttachmentLimitExceeded	You've reached the limit on the number of VPCs that can be attached to the specified virtual private gateway.

Error code	Description
VpnGatewayLimitExceeded	You've reached the limit on the number of virtual private gateways that you can create. For more information about limits, see <a href="#">Amazon VPC quotas</a> .
ZonesMismatched	The Availability Zone for the instance does not match that of the Dedicated Host.

## Common causes of client errors

There are a number of reasons that you might encounter an error while performing a request. Some errors can be prevented or easily solved by following these guidelines:

- **Specify the Region:** Some resources can't be shared between AWS Regions. If you are specifying a resource that's located in a Region other than the current Region, specify its Region in the request. If the resource cannot be found, you get the following error: `Client.InvalidResource.NotFound`; for example, `Client.InvalidInstanceID.NotFound`.
- **Allow for eventual consistency:** Some errors are caused because a previous request has not yet propagated thorough the system. For more information, see [Ensuring idempotency](#).
- **Use a sleep interval between request rates:** Amazon EC2 API requests are throttled to help maintain the performance of the service. If your requests have been throttled, you get the following error: `Client.RequestLimitExceeded`. For more information, see [Ensuring idempotency](#).
- **Use the full ID of the resource:** When specifying a resource, ensure that you use its full ID, and not its user-supplied name or description. For example, when specifying a security group in a request, use its ID in the form `sg-xxxxxxxxxxxxxxxxxxx`.
- **Check your services:** Ensure that you have signed up for all the services you are attempting to use. You can check which services you're signed up for by going to the **My Account** section of the [AWS home page](#).
- **Check your permissions:** Ensure that you have the required permissions to carry out the request. If you are not authorized, you get the following error: `Client.UnauthorizedOperation`. For more information, see [Identity and access management for Amazon EC2](#).

- **Check your VPC:** Some resources cannot be shared between VPCs; for example, security groups.
- **Check your credentials:** Ensure that you entered the credentials correctly; and, if you have more than one account, that you are using the correct credentials for the specific account. If the provided credentials are incorrect, you might get the following error: `Client.AuthFailure`.

## Server error codes

This section lists server error codes that can be returned.

Error code	Description
<code>BandwidthLimitExceeded</code>	You've reached the limit on the network bandwidth that is available to an Amazon EC2 instance. For more information, see <a href="#">Amazon EC2 instance network bandwidth</a> .
<code>InsufficientAddressCapacity</code>	Not enough available addresses to satisfy your minimum request. Reduce the number of addresses you are requesting or wait for additional capacity to become available.
<code>InsufficientCapacity</code>	There is not enough capacity to fulfill your import instance request. You can wait for additional capacity to become available.
<code>InsufficientInstanceCapacity</code>	There is not enough capacity to fulfill your request. This error can occur if you launch a new instance, restart a stopped instance, create a new Capacity Reservation, or modify an existing Capacity Reservation. Reduce the number of instances in your request, or wait for additional capacity to become available. You can also try launching an instance by selecting different instance types (which you can resize at a later stage). The returned message might also give specific guidance about how to solve the problem.

Error code	Description
InsufficientHostCapacity	There is not enough capacity to fulfill your Dedicated Host request. Reduce the number of Dedicated Hosts in your request, or wait for additional capacity to become available.
InsufficientReservedInstanceCapacity	Not enough available Reserved Instances to satisfy your minimum request. Reduce the number of Reserved Instances in your request or wait for additional capacity to become available.
InsufficientVolumeCapacity	There is not enough capacity to fulfill your EBS volume provision request. You can try to provision a different volume type, EBS volume in a different availability zone, or you can wait for additional capacity to become available.
ServerInternal	An internal error has occurred. Retry your request, but if the problem persists, contact us with details by posting a message on <a href="#">AWS re:Post</a> .
InternalFailure	The request processing has failed because of an unknown error, exception, or failure.
RequestLimitExceeded	The maximum request rate permitted by the Amazon EC2 APIs has been exceeded for your account. For best results, use an increasing or variable sleep interval between requests. For more information, see <a href="#">Query API request rate</a> .
ServiceUnavailable	The request has failed due to a temporary failure of the server.

Error code	Description
InternalError	An internal error has occurred. Retry your request, but if the problem persists, contact us with details by posting a message on <a href="#">AWS re:Post</a> .
Unavailable	The server is overloaded and can't handle the request.

## Example error response

The following shows the structure of a request error response.

```
<Response>
  <Errors>
    <Error>
      <Code>Error code text</Code>
      <Message>Error message</Message>
    </Error>
  </Errors>
  <RequestID>request ID</RequestID>
</Response>
```

The following shows an example of an error response.

```
<Response>
  <Errors>
    <Error>
      <Code>InvalidInstanceID.NotFound</Code>
      <Message>The instance ID 'i-1a2b3c4d' does not exist</Message>
    </Error>
  </Errors>
  <RequestID>ea966190-f9aa-478e-9ede-example</RequestID>
</Response>
```

## Eventual consistency

The Amazon EC2 API follows an eventual consistency model, due to the distributed nature of the system supporting the API. This means that when you run an API command, the result may not be immediately visible to subsequent API commands, which can result in an error.

For more information about eventual consistency and how to manage it, see [Eventual consistency](#).