

# 2045 LONG-RANGE PLAN

## PUBLIC SURVEY FINDINGS SUMMARY

The 2045 Long-Range Plan (LRP) Public Survey sought to gain specific insight into the communities that the Alaska Marine Highway System serves as we continue to develop the LRP. This feedback, along with the many other data points referenced in this project, we are working to develop future service levels that suit each community's specific conditions and needs.

This survey was open between October 24<sup>th</sup> and November 7<sup>th</sup> and welcomed input from individuals and communities across Alaska. Some promotion methods included:

### SPECIFIC OUTREACH

Ferry Focus Group  
Cross Gulf, Homer/Kodiak, PWS, Southern SE, Northern SE, SW/Aleutian Chain  
Public Open House  
SEC Transportation Committee

### LOCAL DISTRIBUTION

Newspapers  
Kodiak Daily Mirror, Ketchikan Daily News, Juneau Empire, Alaska Public Media, Wrangell Sentinel  
Local Radio Broadcast (KRBD)  
Community Facebook Pages

### AGENCY-LED PROMOTION

AMHS Webpages  
AMHS/DOT&PF  
Facebook Pages  
E-Blast GovDelivery

## WHAT DID WE ASK?

### PROFILE OF FERRY USE

For what reasons do members of your community utilize or rely upon the Alaska Marine Highway ferry system to provide?

Which Alaskan communities are you most often traveling to?

### ALTERNATIVE TRANSPORTATION

What alternative transportation (non-ferry) modes are available to your community?

Are there any limitations to the alternative transportation modes available in your community?

### SERVICE LEVELS

What amount of AMHS ferry service do you believe is essential for your community?

What amount of AMHS ferry service do you believe your community needs to support economic growth?

## WHAT IS THE AMHS 2045 LONG-RANGE PLAN?

The AMHS Long-Range Plan sets out to guide the operation and management of AMHS fleet and terminal infrastructure for the next 20 years.

Phase 1 of this effort began in the Spring of 2023 and concluded in August of 2023. Preview the [Phase 1 Draft](#), which provides recommendations for a three-year Capital and Operational Budget through Fiscal Year 2026.

Phase 2 is underway and will take place through 2024, which will forecast out 20 years, with operational, budget, sustainability, and resiliency recommendations through 2045.

There are plenty of opportunities for public involvement through each phase of this process - in fact, we couldn't do it without you! Whether you're interested in attending public meetings, sharing your input online, or just want to stay up to date on our [website](#), your participation and interest is greatly valued.



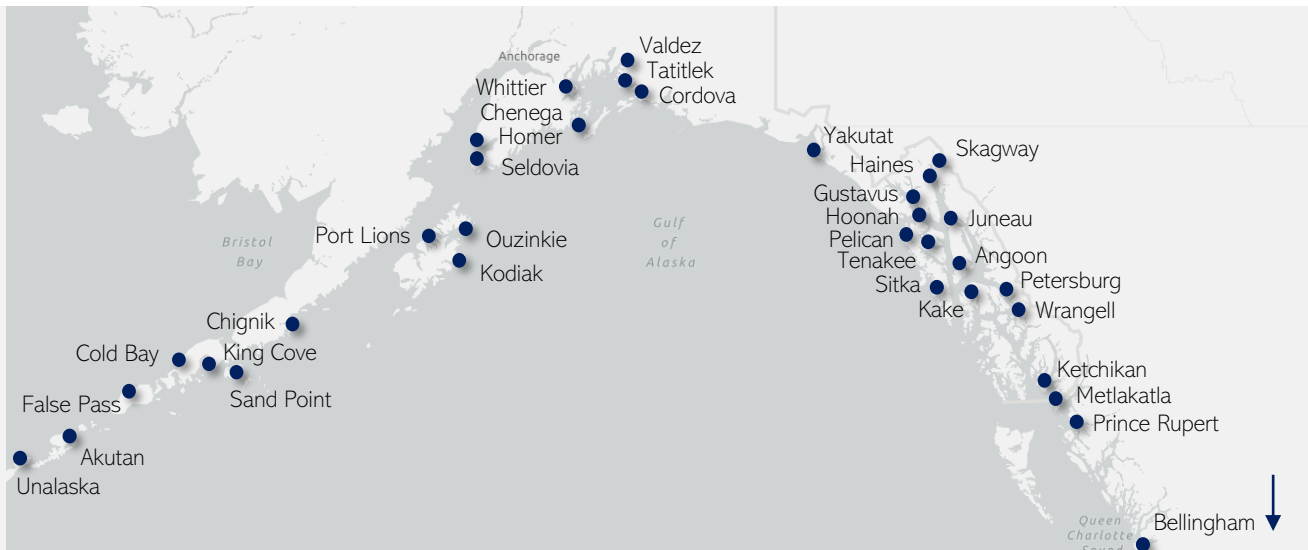
*Scan to visit the LRP Project page*

# SYSTEM-WIDE

## PUBLIC SURVEY FINDINGS SUMMARY

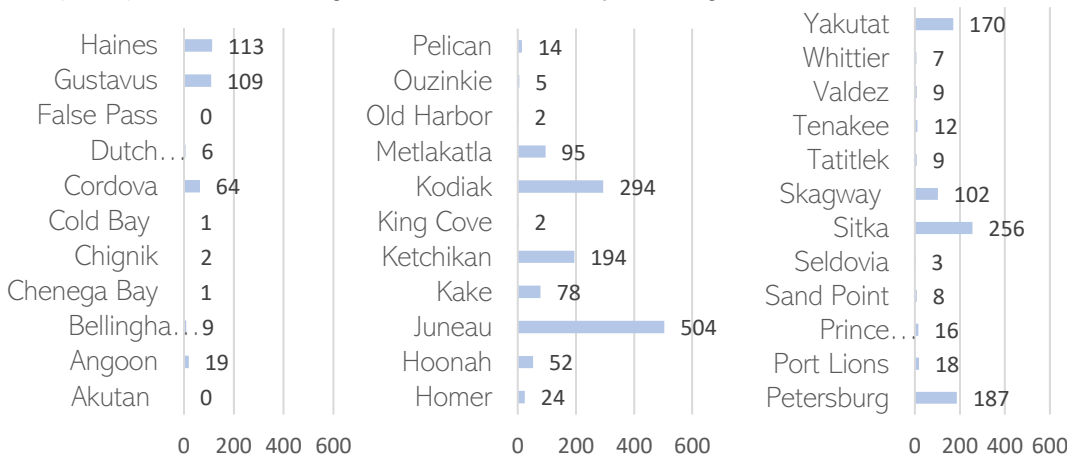
**68**  
Communities Represented

**2,630**  
Individual Responses



### COMMUNITY PARTICIPATION

The data below represents number of individual respondents per community. Communities with low participation are encouraged to share feedback by following the link on the LRP website.



### INCLUDING FEEDBACK FROM:

- Anchorage
- Kupreanof
- Seattle
- Saint Paul Island
- Eagle River
- Prince of Wales
- Big Lake
- Akhiok
- Kenai
- Klawok
- Kasaan
- Thorne Bay
- Seward
- Sterling
- Iskut
- Dillingham
- Fairbanks
- British Columbia
- Hydaburg
- Alitak
- Chiniak
- Elfin Cove
- Palmer
- Naukati Bay
- Hollis
- Douglas
- Mat-Su
- Wasilla
- Craig
- Moose Pass
- Kennecott
- Inglis
- Houston
- Portland, OR
- Finleyville, PA

### ALTERNATIVE TRANSPORTATION

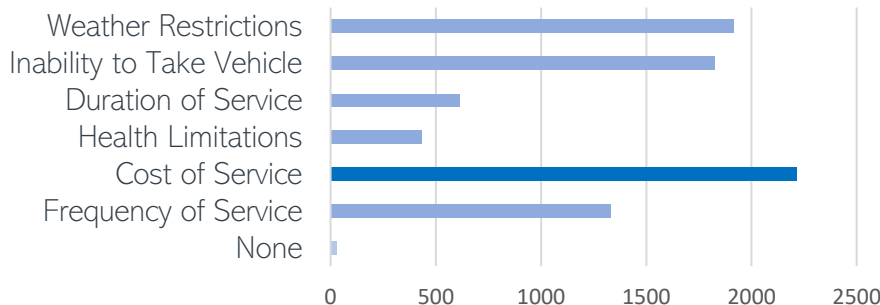


Only **8.9%** of respondents report having access to the federal highway



**67%** of respondents report having access to plane service

#### LIMITATIONS TO ALTERNATIVE TRANSPORTATION:



### PROFILE OF FERRY USE

For what reasons do members of your community utilize or rely upon AMHS?



79% to connect to the Lower 48.



About 70% travel to access shopping and groceries.



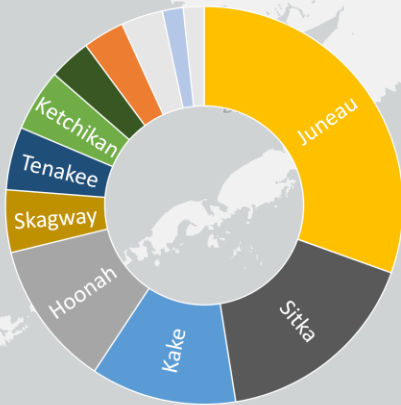
69% to connect to the federal highway.



50% travel to access medical care and appointments.

### COMMUNITY CONNECTIONS

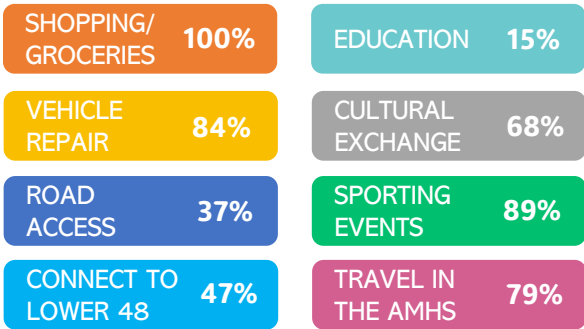
Which Alaskan communities are you most often traveling to for errands and appointments?



\*Variation in line size relates to volume of travel to each community.

### PROFILE OF FERRY USE

For what reasons do members of your community utilize or rely upon AMHS?



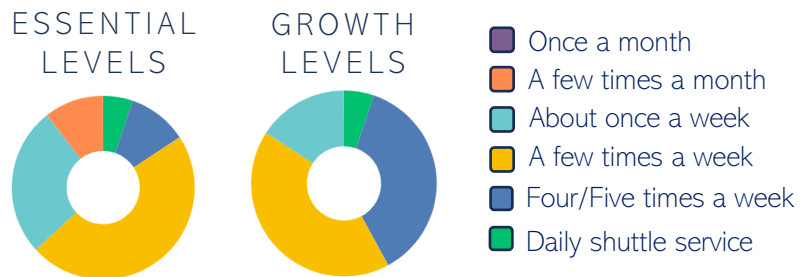
### ALTERNATIVE TRANSPORTATION

What are the greatest limitations your community faces in utilizing alternative transportation options (i.e., plane service, private water taxi, etc.)?

- Weather restrictions**  
Difficulty using alternative modes due to ice, snow, etc.
- Cost of service**  
Using the alternative mode is more costly than the cost of the ferry.
- Inability to take vehicle**  
Mode such as plane service does not allow for vehicle transportation.

### SERVICE LEVELS

What amount of AMHS ferry service do you believe your community needs to support the following service levels? Graphics below represent survey findings.



### HISTORICAL CONTEXT

Historical and current service levels and fleet composition are represented below, with reference to the key above.

	Historical (2009)	Current (2022)
Service Levels	A few times a week	About once a week
Fleet	<b>LECONTE</b>	<b>LECONTE</b> <b>TAZLINA</b>

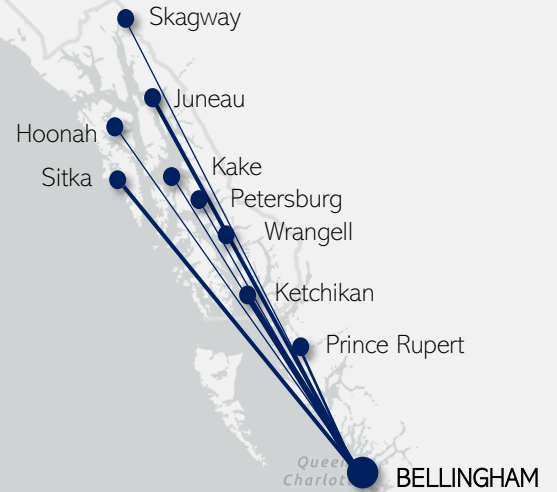
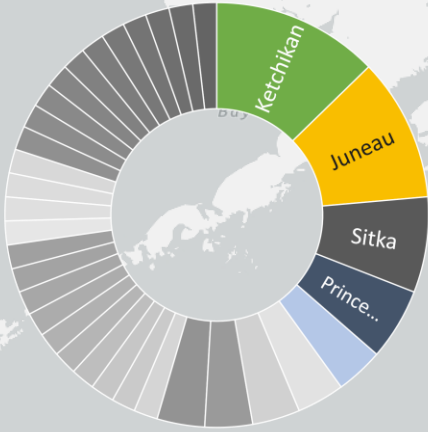
# BELLINGHAM

## PUBLIC SURVEY FINDINGS SUMMARY

9  
Respondents

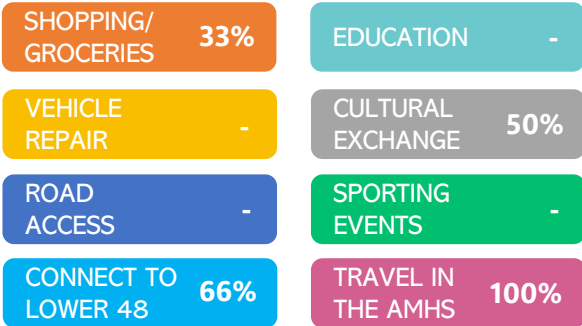
### COMMUNITY CONNECTIONS

Which Alaskan communities are you most often traveling to for errands and appointments?



### PROFILE OF FERRY USE

For what reasons do members of your community utilize or rely upon AMHS?



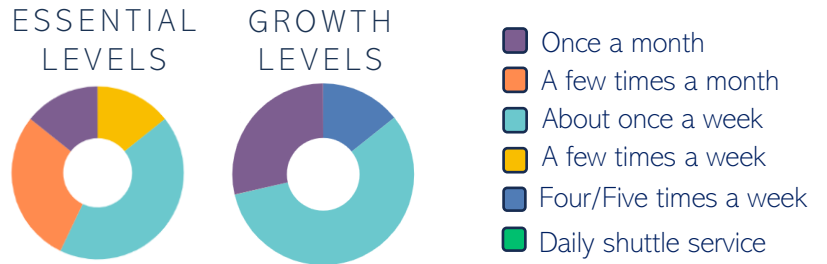
### ALTERNATIVE TRANSPORTATION

What are the greatest limitations your community faces in utilizing alternative transportation options (i.e., plane service, private water taxi, etc.)?

- Weather restrictions**  
Difficulty using alternative modes due to ice, snow, etc.
- Cost of service**  
Using the alternative mode is more costly than the cost of the ferry.
- Inability to take vehicle**  
Mode such as plane service does not allow for vehicle transportation.

### SERVICE LEVELS

What amount of AMHS ferry service do you believe your community needs to support the following service levels? Graphics below represent survey findings.



### HISTORICAL CONTEXT

Historical and current service levels and fleet composition are represented below, with reference to the key above.

	Historical (2009)	Current (2022)
Service Levels	About once a week	About once a week
Fleet	<b>MALASPINA</b> <b>COLUMBIA</b>	<b>MATANUSKA</b> <b>KENNICOTT</b>

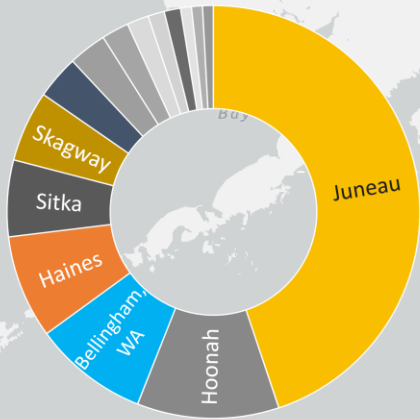
# GUSTAVUS

## PUBLIC SURVEY FINDINGS SUMMARY

109  
Respondents

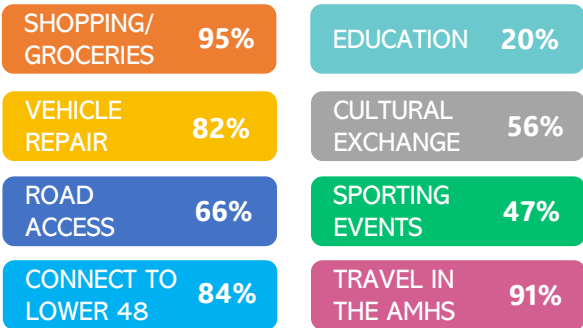
### COMMUNITY CONNECTIONS

Which Alaskan communities are you most often traveling to for errands and appointments?



### PROFILE OF FERRY USE

For what reasons do members of your community utilize or rely upon AMHS?



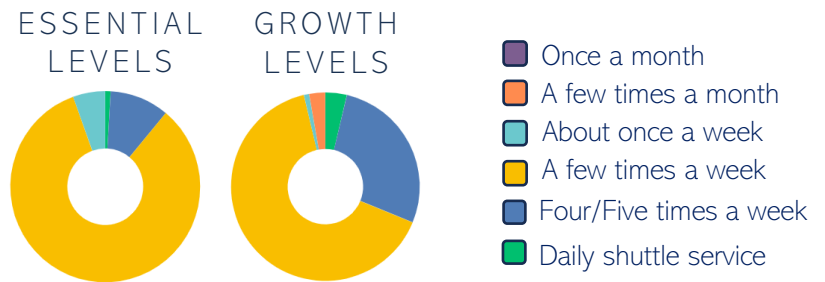
### ALTERNATIVE TRANSPORTATION

What are the greatest limitations your community faces in utilizing alternative transportation options (i.e., plane service, private water taxi, etc.)?

- Weather restrictions**  
Difficulty using alternative modes due to ice, snow, etc.
- Cost of service**  
Using the alternative mode is more costly than the cost of the ferry.
- Inability to take vehicle**  
Mode such as plane service does not allow for vehicle transportation.

### SERVICE LEVELS

What amount of AMHS ferry service do you believe your community needs to support the following service levels? Graphics below represent survey findings.



### HISTORICAL CONTEXT

Your community's historic service levels and fleet composition.

	Historical (2009)	Current (2022)
Service Levels	-	 A few times a week
Fleet	AMHS Service not provided to Gustavus in 2009	<b>TAZLINA</b> <b>LECONTE</b>

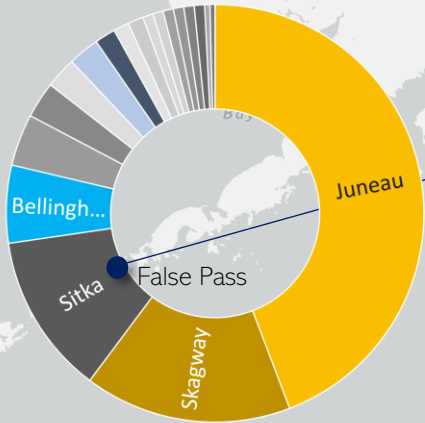
# HAINES

## PUBLIC SURVEY FINDINGS SUMMARY

113  
Respondents

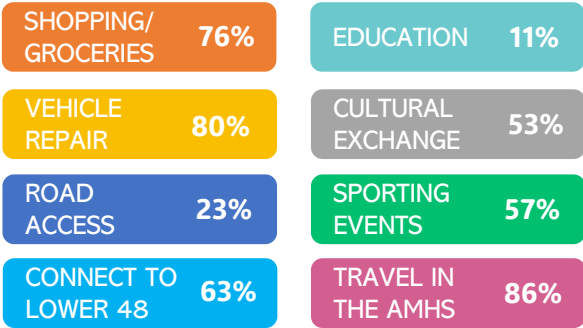
### COMMUNITY CONNECTIONS

Which Alaskan communities are you most often traveling to for errands and appointments?



### PROFILE OF FERRY USE

For what reasons do members of your community utilize or rely upon AMHS?



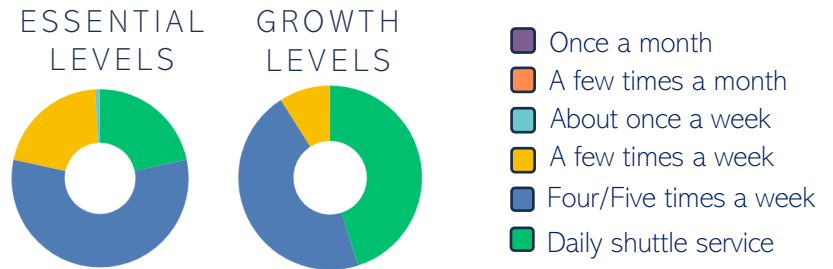
### ALTERNATIVE TRANSPORTATION

What are the greatest limitations your community faces in utilizing alternative transportation options (i.e., plane service, private water taxi, etc.)?

- Weather restrictions**  
Difficulty using alternative modes due to ice, snow, etc.
- Cost of service**  
Using the alternative mode is more costly than the cost of the ferry.
- Inability to take vehicle**  
Mode such as plane service does not allow for vehicle transportation.

### SERVICE LEVELS

What amount of AMHS ferry service do you believe your community needs to support the following service levels? Graphics below represent survey findings.



### HISTORICAL CONTEXT

Your community's historic service levels and fleet composition.

	Historical (2009)	Current (2022)
Service Levels	Daily shuttle service	Daily shuttle service
Fleet	<ul style="list-style-type: none"> <li>CHENEGA</li> <li>COLUMBIA</li> <li>FAIRWEATHER</li> <li>KENNICOTT</li> <li>LECONTE</li> <li>MALASPINA</li> <li>MATANUSKA</li> <li>TAKU</li> </ul>	<ul style="list-style-type: none"> <li>KENNICOTT</li> <li>LECONTE</li> <li>TAZLINA</li> <li>MATANUSKA</li> </ul>

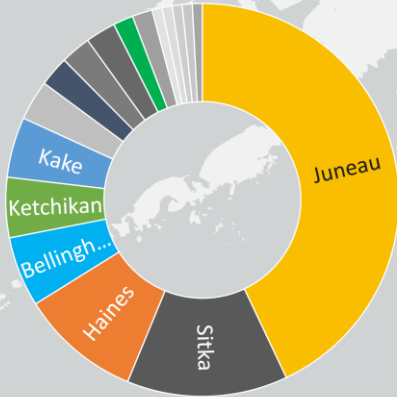
# HOONAH

## PUBLIC SURVEY FINDINGS SUMMARY

52  
Respondents

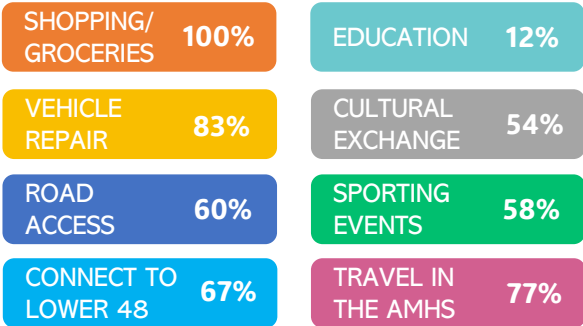
### COMMUNITY CONNECTIONS

Which Alaskan communities are you most often traveling to for errands and appointments?



### PROFILE OF FERRY USE

For what reasons do members of your community utilize or rely upon AMHS?



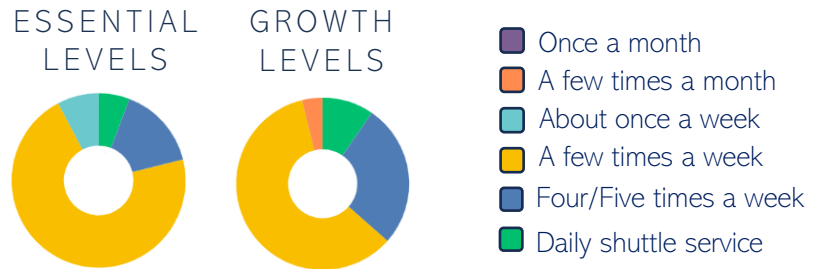
### ALTERNATIVE TRANSPORTATION

What are the greatest limitations your community faces in utilizing alternative transportation options (i.e., plane service, private water taxi, etc.)?

- Weather restrictions**  
Difficulty using alternative modes due to ice, snow, etc.
- Cost of service**  
Using the alternative mode is more costly than the cost of the ferry.
- Inability to take vehicle**  
Mode such as plane service does not allow for vehicle transportation.

### SERVICE LEVELS

What amount of AMHS ferry service do you believe your community needs to support the following service levels? Graphics below represent survey findings.



### HISTORICAL CONTEXT

Your community's historic service levels and fleet composition.

	Historical (2009)	Current (2022)
Service Levels	 Four/five times a week	 A few times a week
Fleet	AURORA LECONTE MALASPINA MATANUSKA TAKU	LECONTE MATANUSKA TAZLINA

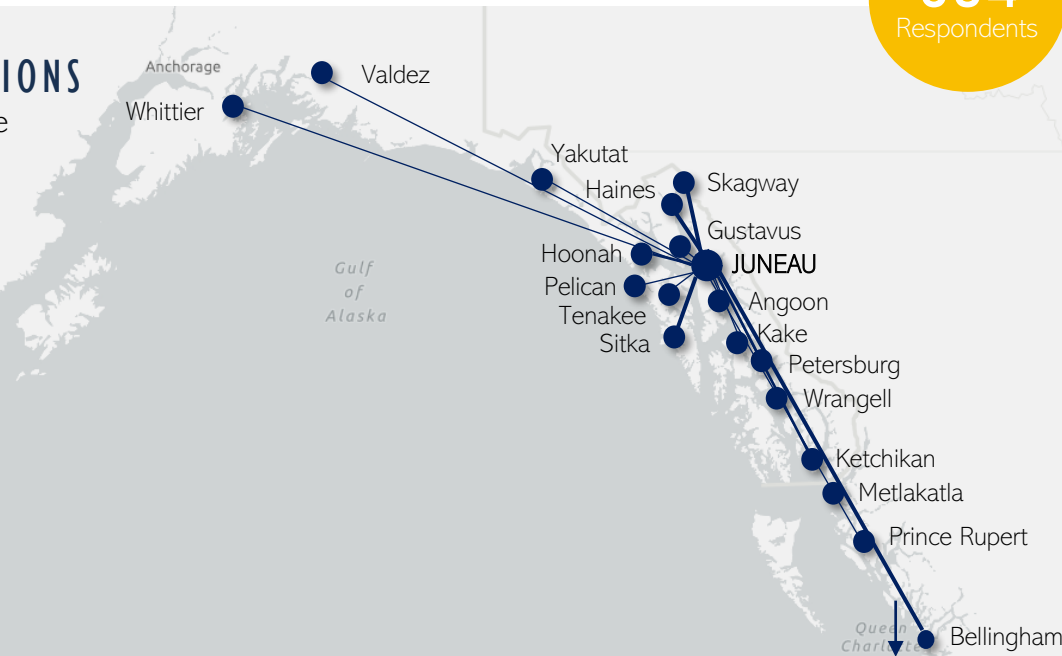
# JUNEAU

## PUBLIC SURVEY FINDINGS SUMMARY

504  
Respondents

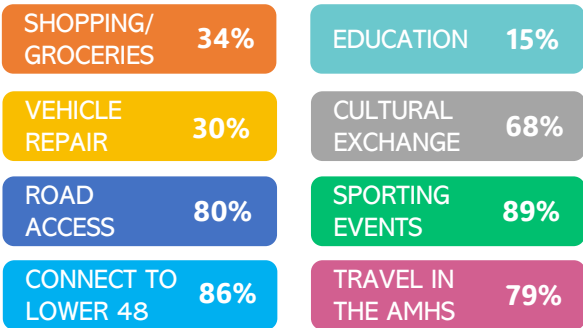
### COMMUNITY CONNECTIONS

Which Alaskan communities are you most often traveling to for errands and appointments?



### PROFILE OF FERRY USE

For what reasons do members of your community utilize or rely upon AMHS?



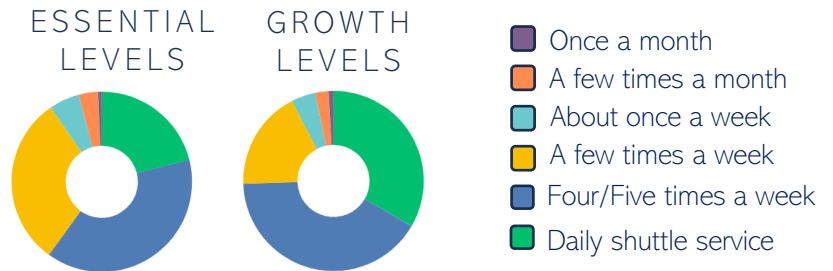
### ALTERNATIVE TRANSPORTATION

What are the greatest limitations your community faces in utilizing alternative transportation options (i.e., plane service, private water taxi, etc.)?

- Weather restrictions**  
Difficulty using alternative modes due to ice, snow, etc.
- Cost of service**  
Using the alternative mode is more costly than the cost of the ferry.
- Inability to take vehicle**  
Mode such as plane service does not allow for vehicle transportation.

### SERVICE LEVELS

What amount of AMHS ferry service do you believe your community needs to support the following service levels? Graphics below represent survey findings.



### HISTORICAL CONTEXT

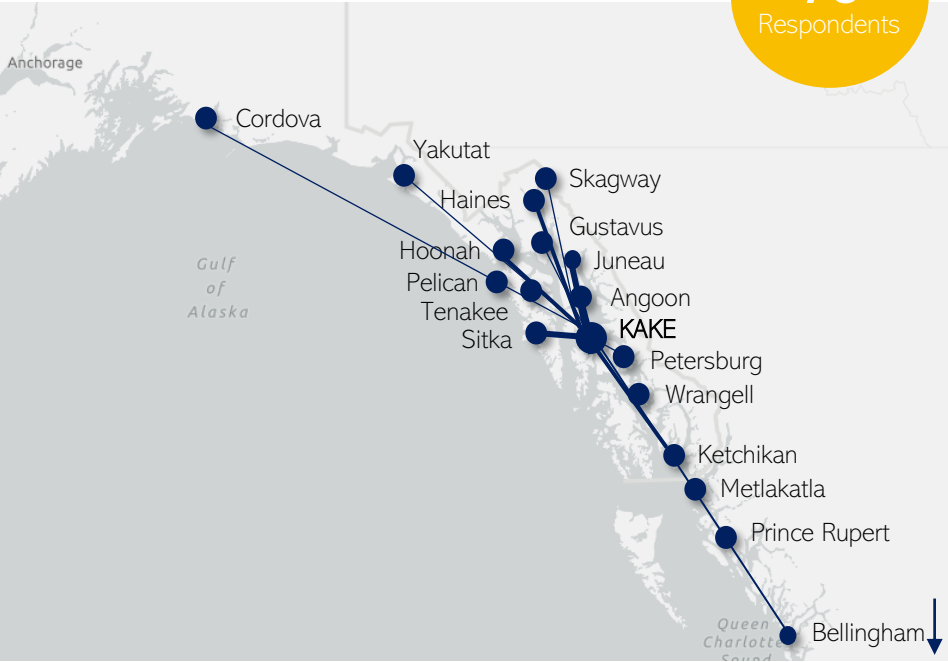
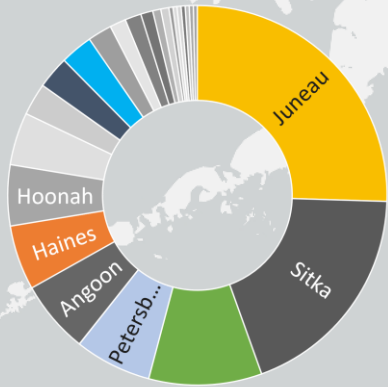
Your community's historic service levels and fleet composition.

	Historical (2009)	Current (2022)
Service Levels	Daily shuttle service	Daily shuttle service
Fleet	<ul style="list-style-type: none"> <li>CHENEGA</li> <li>COLUMBIA</li> <li>FAIRWEATHER</li> <li>KENNICOTT</li> <li>LECONTE</li> <li>MALASPINA</li> <li>MATANUSKA</li> <li>TAKU</li> </ul>	<ul style="list-style-type: none"> <li>KENNICOTT</li> <li>LECONTE</li> <li>TAZLINA</li> <li>MATANUSKA</li> </ul>



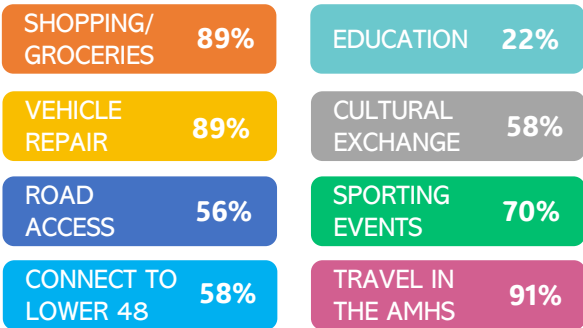
### COMMUNITY CONNECTIONS

Which Alaskan communities are you most often traveling to for errands and appointments?



### PROFILE OF FERRY USE

For what reasons do members of your community utilize or rely upon AMHS?



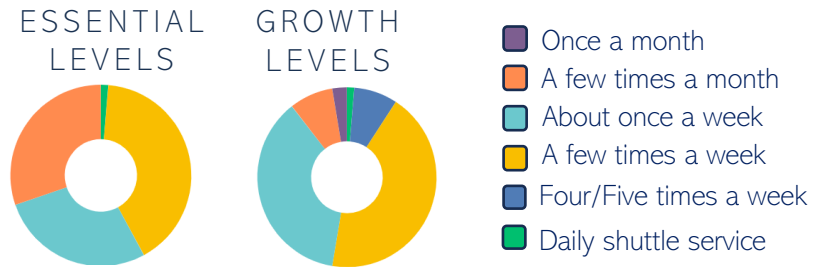
### ALTERNATIVE TRANSPORTATION

What are the greatest limitations your community faces in utilizing alternative transportation options (i.e., plane service, private water taxi, etc.)?

- Weather restrictions**  
Difficulty using alternative modes due to ice, snow, etc.
- Cost of service**  
Using the alternative mode is more costly than the cost of the ferry.
- Inability to take vehicle**  
Mode such as plane service does not allow for vehicle transportation.

### SERVICE LEVELS

What amount of AMHS ferry service do you believe your community needs to support the following service levels? Graphics below represent survey findings.



### HISTORICAL CONTEXT

Your community's historic service levels and fleet composition.

	Historical (2009)	Current (2022)
Service Levels	<p>A few times a week</p>	<p>About once a week</p>
Fleet	<p>MALASPINA</p> <p>MATANUSKA</p> <p>TAKU</p>	<p>MATANUSKA</p> <p>LECONTE</p>

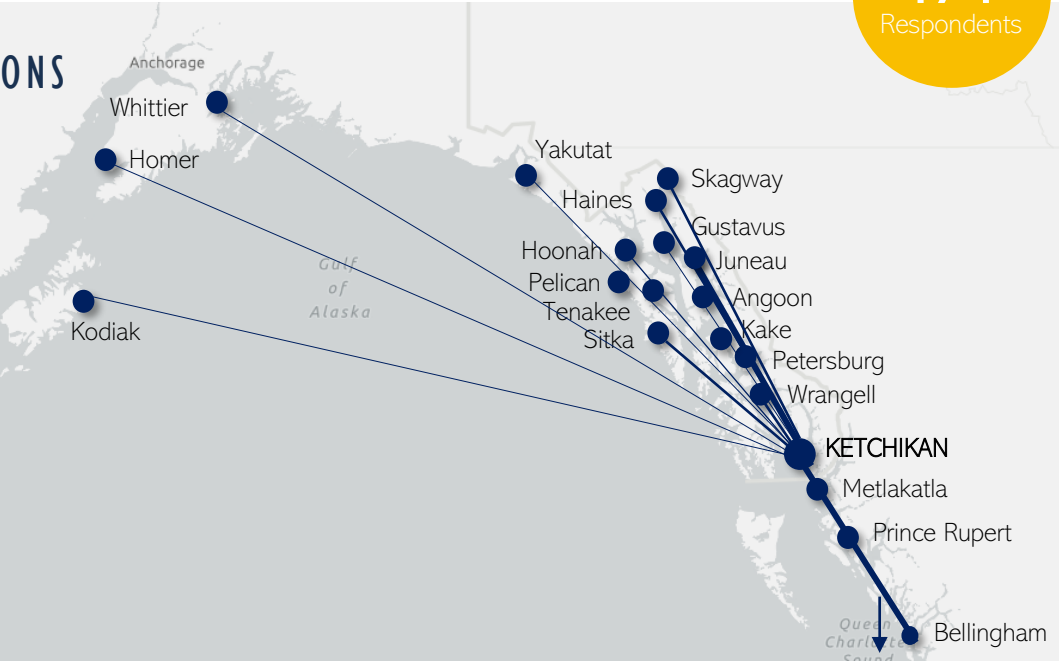
# KETCHIKAN

## PUBLIC SURVEY FINDINGS SUMMARY

194  
Respondents

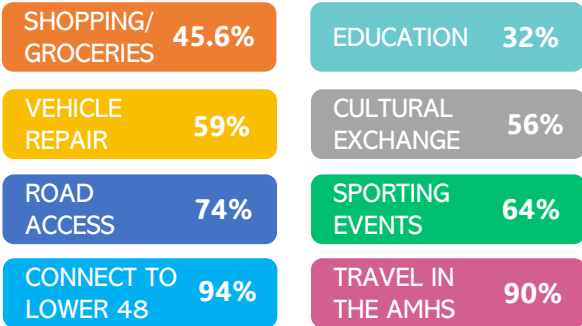
### COMMUNITY CONNECTIONS

Which Alaskan communities are you most often traveling to for errands and appointments?



### PROFILE OF FERRY USE

For what reasons do members of your community utilize or rely upon AMHS?



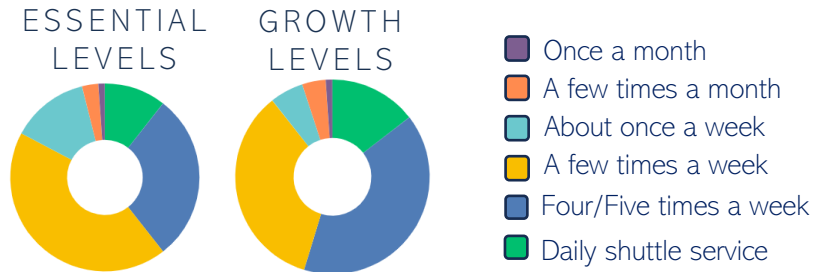
### ALTERNATIVE TRANSPORTATION

What are the greatest limitations your community faces in utilizing alternative transportation options (i.e., plane service, private water taxi, etc.)?

- Weather restrictions**  
Difficulty using alternative modes due to ice, snow, etc.
- Cost of service**  
Using the alternative mode is more costly than the cost of the ferry.
- Inability to take vehicle**  
Mode such as plane service does not allow for vehicle transportation.

### SERVICE LEVELS

What amount of AMHS ferry service do you believe your community needs to support the following service levels? Graphics below represent survey findings.



### HISTORICAL CONTEXT

Your community's historic service levels and fleet composition.

	Historical (2009)	Current (2022)
Service Levels	Daily shuttle service	Daily shuttle service
Fleet	<ul style="list-style-type: none"> <li>COLUMBIA</li> <li>LITUYA</li> <li>KENNICOTT</li> <li>TAKU</li> <li>MALASPINA</li> <li>MATANUSKA</li> </ul>	<ul style="list-style-type: none"> <li>KENNICOTT</li> <li>LITUYA</li> <li>MATANUSKA</li> </ul>

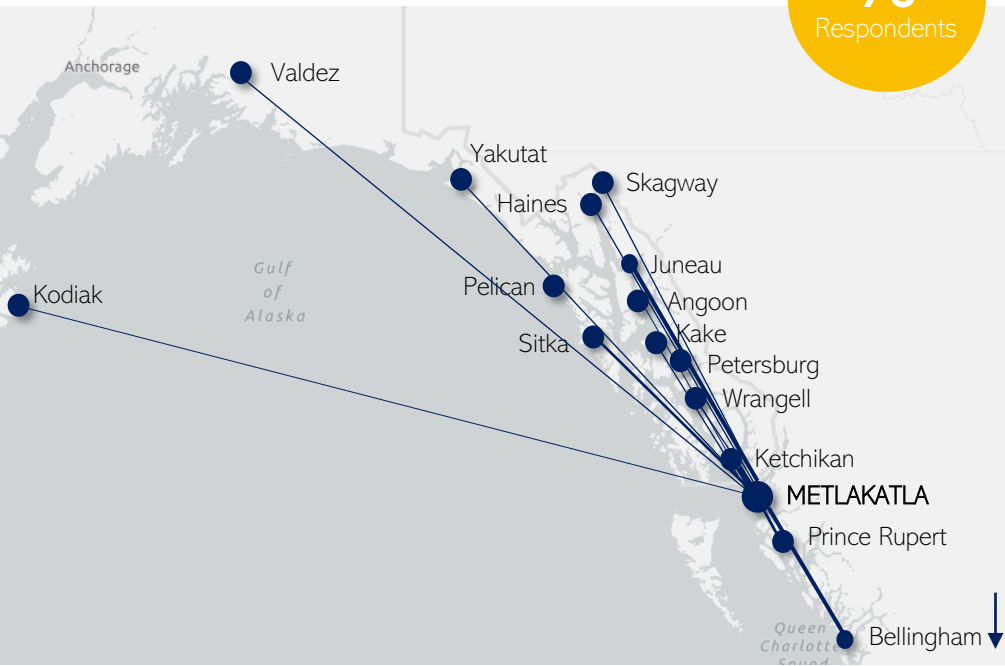
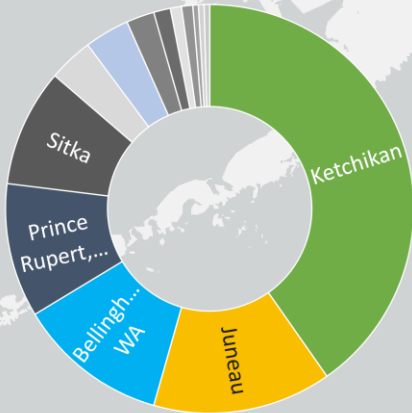
# METLAKATLA

## PUBLIC SURVEY FINDINGS SUMMARY

95  
Respondents

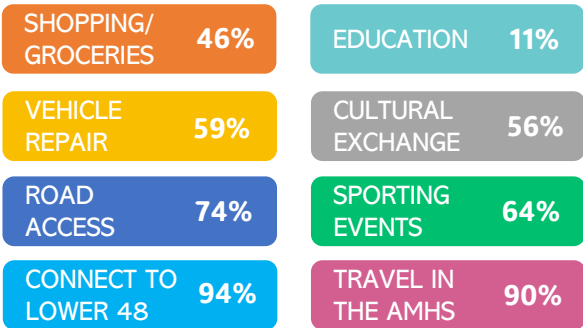
### COMMUNITY CONNECTIONS

Which Alaskan communities are you most often traveling to for errands and appointments?



### PROFILE OF FERRY USE

For what reasons do members of your community utilize or rely upon AMHS?



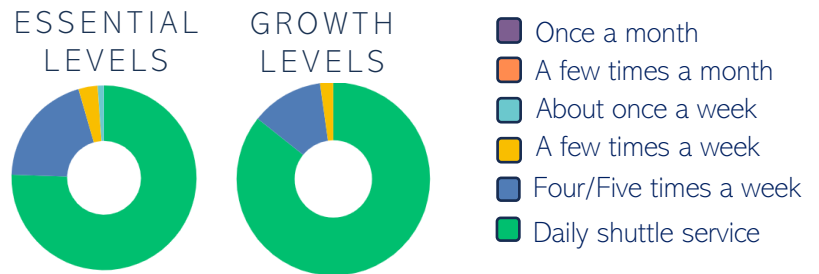
### ALTERNATIVE TRANSPORTATION

What are the greatest limitations your community faces in utilizing alternative transportation options (i.e., plane service, private water taxi, etc.)?

- Weather restrictions**  
Difficulty using alternative modes due to ice, snow, etc.
- Cost of service**  
Using the alternative mode is more costly than the cost of the ferry.
- Frequency of service**  
Alternative transportation mode does not run as often as necessary to substitute for ferry service.

### SERVICE LEVELS

What amount of AMHS ferry service do you believe your community needs to support the following service levels? Graphics below represent survey findings.



### HISTORICAL CONTEXT

Your community's historic service levels and fleet composition.

	Historical (2009)	Current (2022)
Service Levels	Daily shuttle service	Daily shuttle service
Fleet	LITUYA	LITUYA

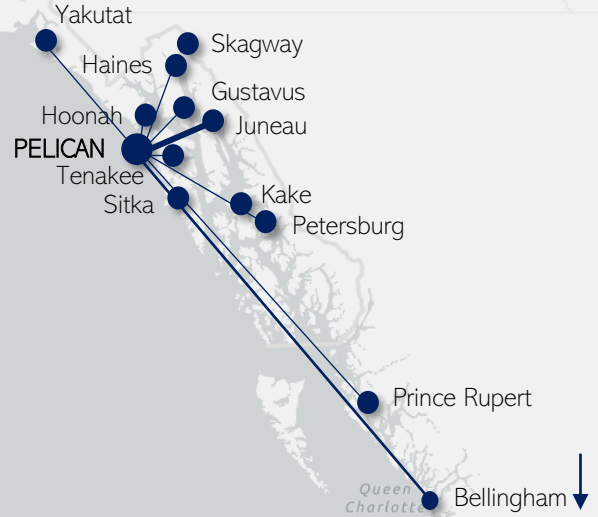
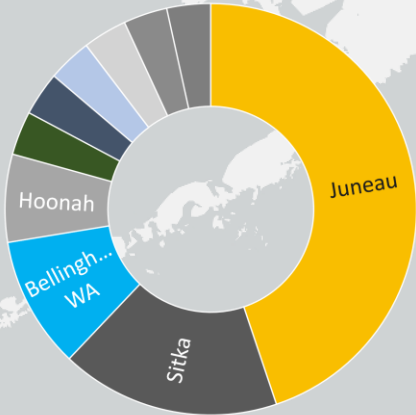
# PELICAN

## PUBLIC SURVEY FINDINGS SUMMARY

14  
Respondents

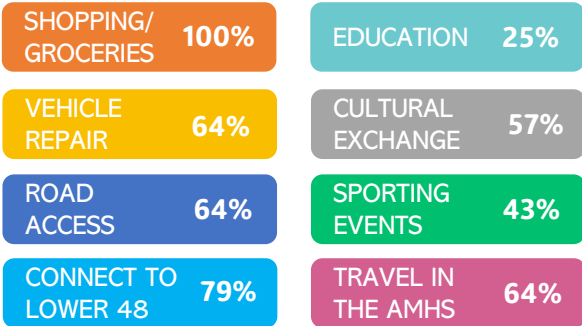
### COMMUNITY CONNECTIONS

Which Alaskan communities are you most often traveling to for errands and appointments?



### PROFILE OF FERRY USE

For what reasons do members of your community utilize or rely upon AMHS?



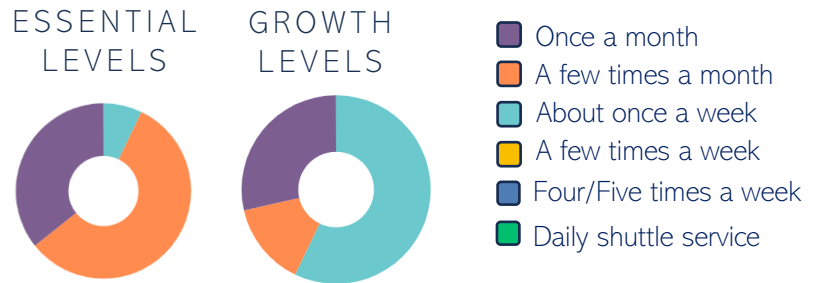
### ALTERNATIVE TRANSPORTATION

What are the greatest limitations your community faces in utilizing alternative transportation options (i.e., plane service, private water taxi, etc.)?

- Weather restrictions**  
Difficulty using alternative modes due to ice, snow, etc.
- Cost of service**  
Using the alternative mode is more costly than the cost of the ferry.
- Frequency of service**  
Alternative transportation mode does not run as often as necessary to substitute for ferry service.

### SERVICE LEVELS

What amount of AMHS ferry service do you believe your community needs to support the following service levels? Graphics below represent survey findings.



### HISTORICAL CONTEXT

Your community's historic service levels and fleet composition.

	Historical (2009)	Current (2022)
Service Levels	A few times a month	Once a month
Fleet	<b>LECONTE</b>	<b>LECONTE</b>

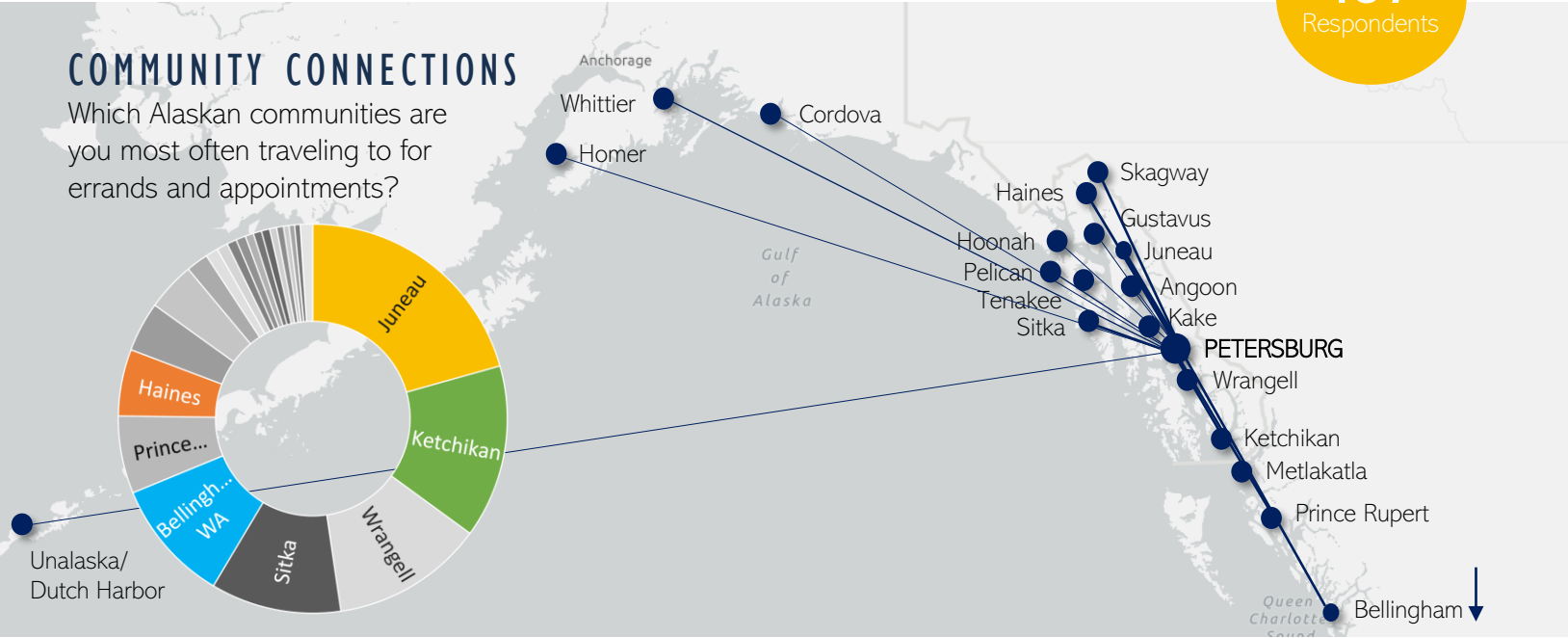
# PETERSBURG

## PUBLIC SURVEY FINDINGS SUMMARY

187  
Respondents

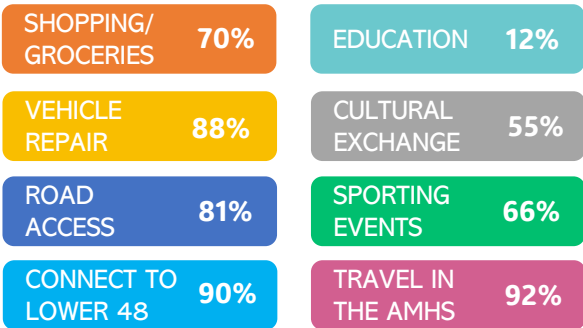
### COMMUNITY CONNECTIONS

Which Alaskan communities are you most often traveling to for errands and appointments?



### PROFILE OF FERRY USE

For what reasons do members of your community utilize or rely upon AMHS?



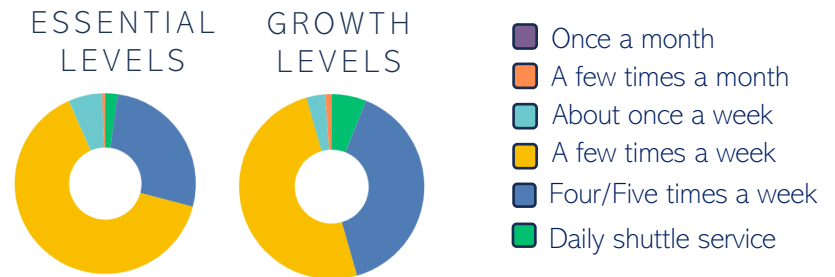
### ALTERNATIVE TRANSPORTATION

What are the greatest limitations your community faces in utilizing alternative transportation options (i.e., plane service, private water taxi, etc.)?

- Weather restrictions**  
Difficulty using alternative modes due to ice, snow, etc.
- Cost of service**  
Using the alternative mode is more costly than the cost of the ferry.
- Inability to take vehicle**  
Mode such as plane service does not allow for vehicle transportation.

### SERVICE LEVELS

What amount of AMHS ferry service do you believe your community needs to support the following service levels? Graphics below represent survey findings.



### HISTORICAL CONTEXT

Your community's historic service levels and fleet composition.

	Historical (2009)	Current (2022)
Service Levels	Daily shuttle service	A few times a week
Fleet	<ul style="list-style-type: none"> <li>CHENEGA</li> <li>COLUMBIA</li> <li>FAIRWEATHER</li> <li>KENNICOTT</li> <li>TAKU</li> <li>MALASPINA</li> <li>MATANUSKA</li> </ul>	<ul style="list-style-type: none"> <li>MATANUSKA</li> <li>KENNICOTT</li> </ul>

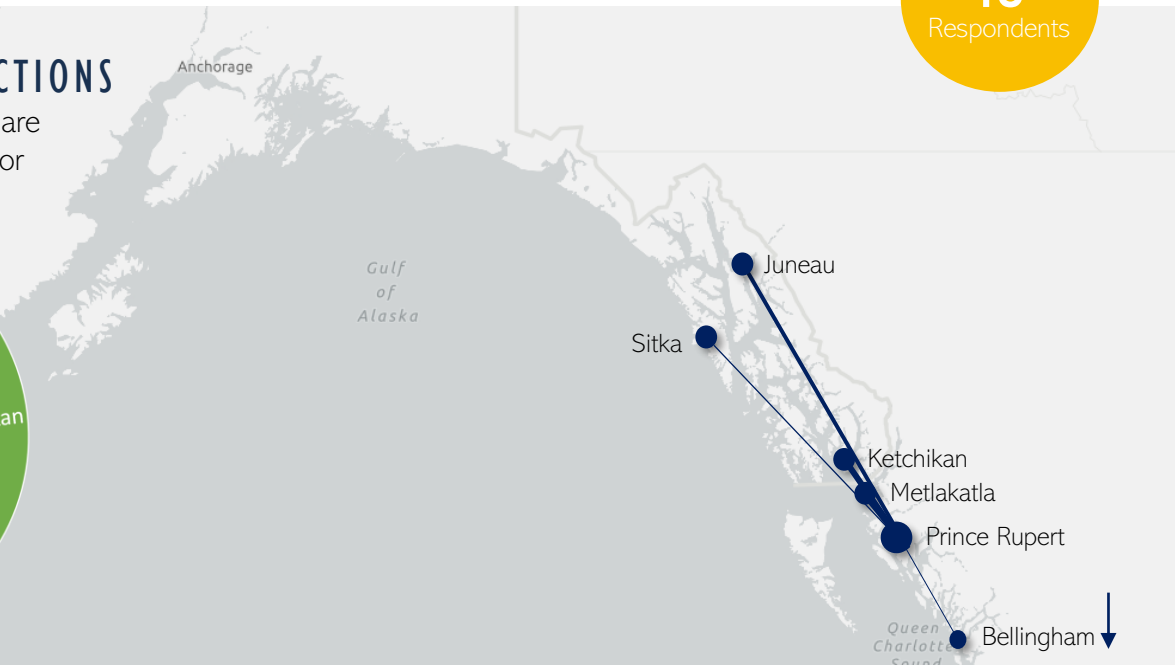
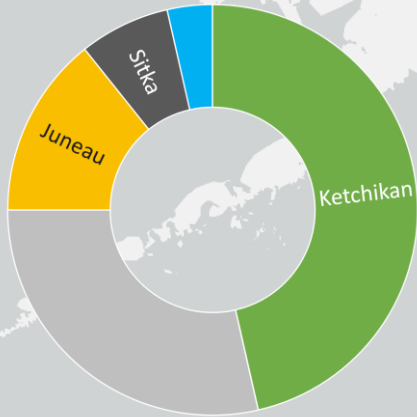
# PRINCE RUPERT

## PUBLIC SURVEY FINDINGS SUMMARY

16  
Respondents

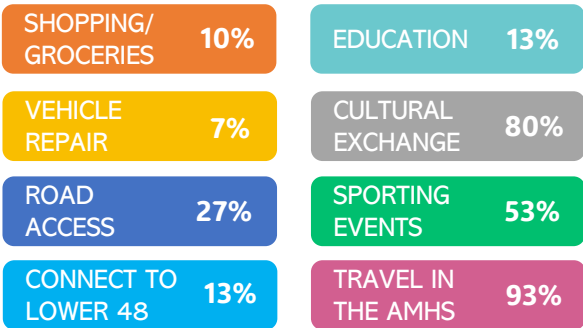
### COMMUNITY CONNECTIONS

Which Alaskan communities are you most often traveling to for errands and appointments?



### PROFILE OF FERRY USE

For what reasons do members of your community utilize or rely upon AMHS?



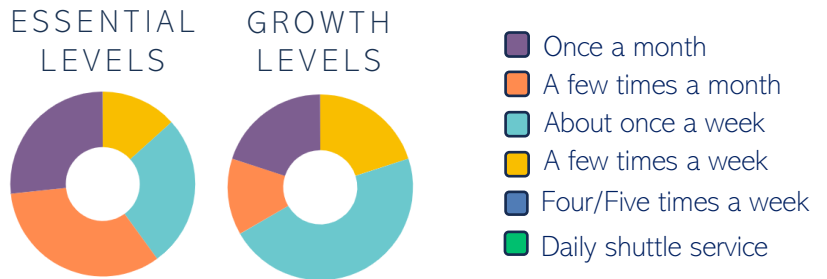
### ALTERNATIVE TRANSPORTATION

What are the greatest limitations your community faces in utilizing alternative transportation options (i.e., plane service, private water taxi, etc.)?

- Weather restrictions**  
Difficulty using alternative modes due to ice, snow, etc.
- Cost of service**  
Using the alternative mode is more costly than the cost of the ferry.
- Frequency of service**  
Alternative transportation mode does not run as often as necessary to substitute for ferry service.

### SERVICE LEVELS

What amount of AMHS ferry service do you believe your community needs to support the following service levels? Graphics below represent survey findings.



### HISTORICAL CONTEXT

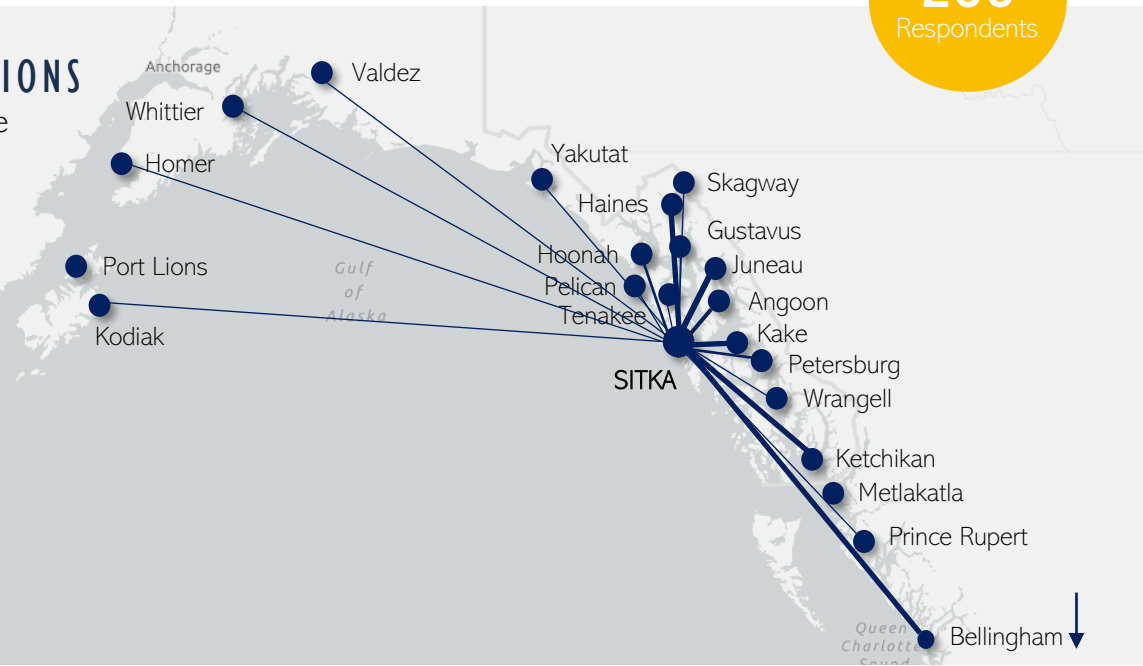
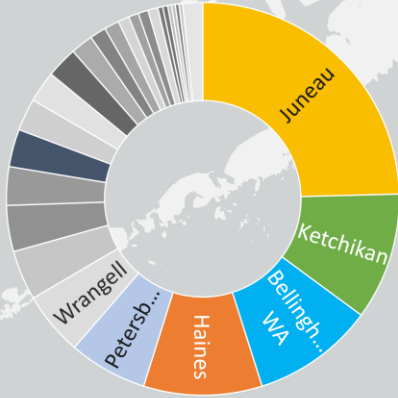
Your community's historic service levels and fleet composition.

	Historical (2009)	Current (2022)
Service Levels	A few times a week	Once a month
Fleet	<ul style="list-style-type: none"> <li>KENNICOTT</li> <li>TAKU</li> <li>MALASPINA</li> <li>MATANUSKA</li> </ul>	<ul style="list-style-type: none"> <li>KENNICOTT</li> </ul>

**256**  
Respondents

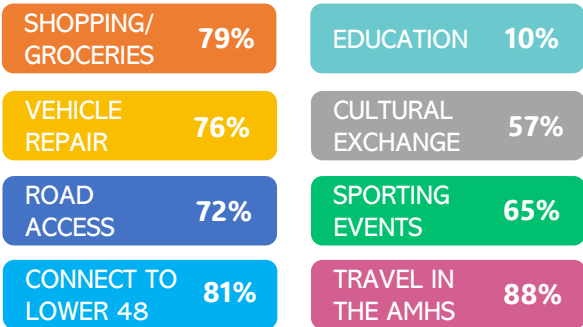
### COMMUNITY CONNECTIONS

Which Alaskan communities are you most often traveling to for errands and appointments?



### PROFILE OF FERRY USE

For what reasons do members of your community utilize or rely upon AMHS?



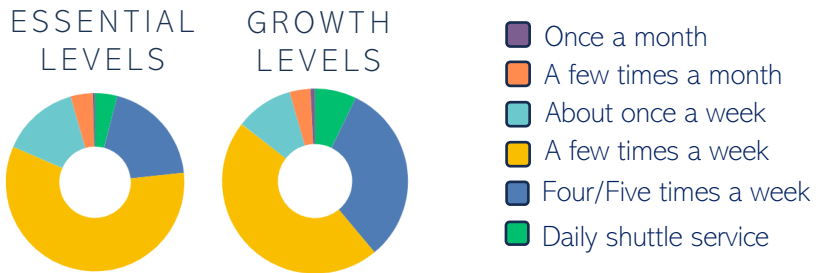
### ALTERNATIVE TRANSPORTATION

What are the greatest limitations your community faces in utilizing alternative transportation options (i.e., plane service, private water taxi, etc.)?

- Weather restrictions**  
Difficulty using alternative modes due to ice, snow, etc.
- Cost of service**  
Using the alternative mode is more costly than the cost of the ferry.
- Inability to take vehicle**  
Mode such as plane service does not allow for vehicle transportation.

### SERVICE LEVELS

What amount of AMHS ferry service do you believe your community needs to support the following service levels? Graphics below represent survey findings.



### HISTORICAL CONTEXT

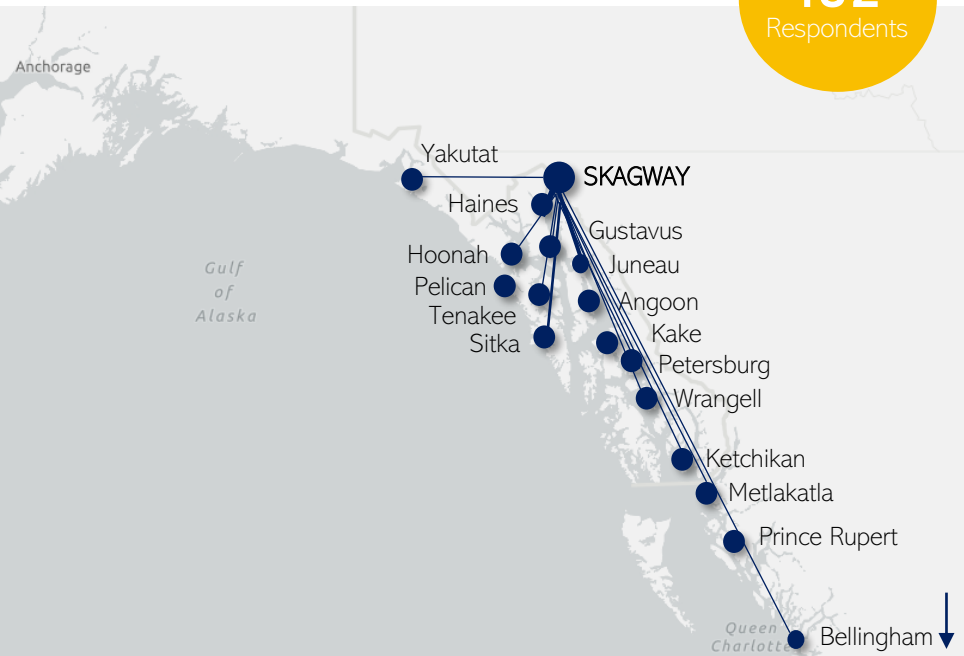
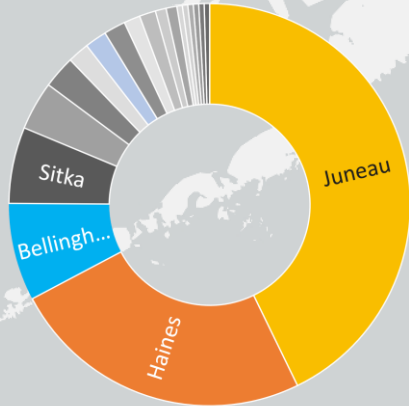
Your community's historic service levels and fleet composition.

	Historical (2009)	Current (2022)
Service Levels	<p>Four/five times a week</p>	<p>A few times a week</p>
Fleet	<ul style="list-style-type: none"> <li>CHENEGA</li> <li>COLUMBIA</li> <li>FAIRWEATHER</li> <li>KENNICOTT</li> <li>LECONTE</li> <li>MALASPINA</li> <li>MATANUSKA</li> <li>TAKU</li> </ul>	<ul style="list-style-type: none"> <li>LECONTE</li> <li>MATANUSKA</li> <li>KENNICOTT</li> </ul>

102  
Respondents

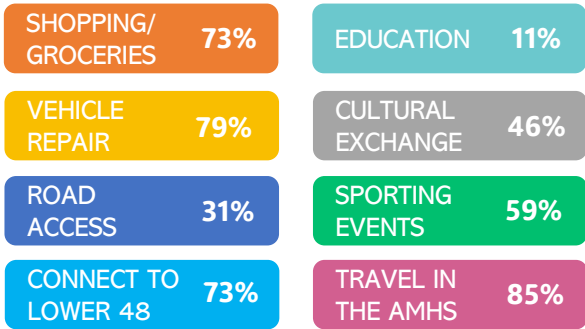
### COMMUNITY CONNECTIONS

Which Alaskan communities are you most often traveling to for errands and appointments?



### PROFILE OF FERRY USE

For what reasons do members of your community utilize or rely upon AMHS?



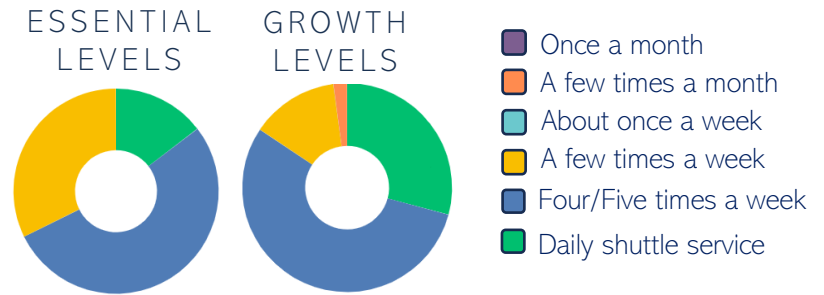
### ALTERNATIVE TRANSPORTATION

What are the greatest limitations your community faces in utilizing alternative transportation options (i.e., plane service, private water taxi, etc.)?

- Weather restrictions**  
Difficulty using alternative modes due to ice, snow, etc.
- Cost of service**  
Using the alternative mode is more costly than the cost of the ferry.
- Frequency of service**  
Alternative transportation mode does not run as often as necessary to substitute for ferry service.

### SERVICE LEVELS

What amount of AMHS ferry service do you believe your community needs to support the following service levels? Graphics below represent survey findings.



### HISTORICAL CONTEXT

Your community's historic service levels and fleet composition.

	Historical (2009)	Current (2022)
Service Levels	Four/five times a week	Four/five times a week
Fleet	<ul style="list-style-type: none"> <li>CHENEGA</li> <li>COLUMBIA</li> <li>FAIRWEATHER</li> <li>KENNICOTT</li> <li>LECONTE</li> <li>MALASPINA</li> <li>MATANUSKA</li> <li>TAKU</li> </ul>	<ul style="list-style-type: none"> <li>LECONTE</li> <li>MATANUSKA</li> <li>KENNICOTT</li> <li>TAZLINA</li> </ul>



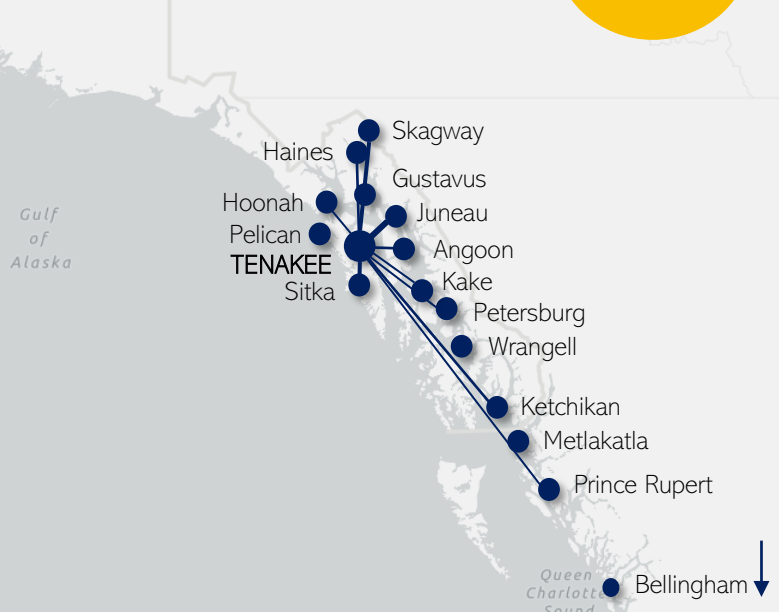
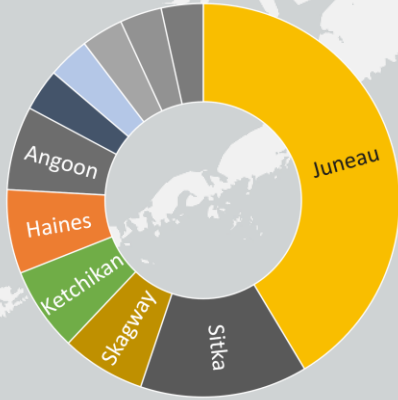
# TENAKEE

## PUBLIC SURVEY FINDINGS SUMMARY

12  
Respondents

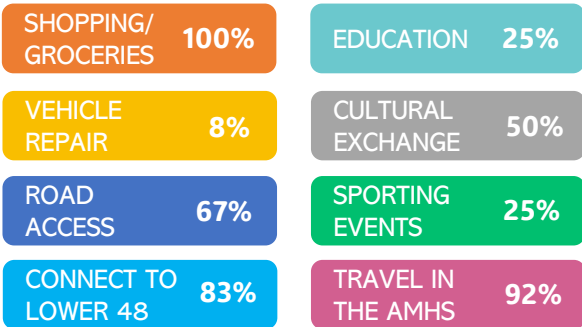
### COMMUNITY CONNECTIONS

Which Alaskan communities are you most often traveling to for errands and appointments?



### PROFILE OF FERRY USE

For what reasons do members of your community utilize or rely upon AMHS?



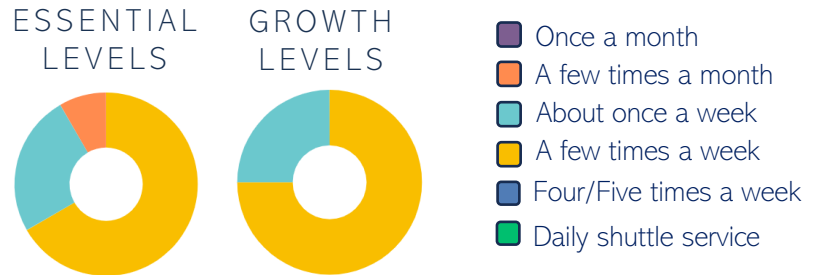
### ALTERNATIVE TRANSPORTATION

What are the greatest limitations your community faces in utilizing alternative transportation options (i.e., plane service, private water taxi, etc.)?

- Weather restrictions**  
Difficulty using alternative modes due to ice, snow, etc.
- Cost of service**  
Using the alternative mode is more costly than the cost of the ferry.
- Frequency of service**  
Alternative transportation mode does not run as often as necessary to substitute for ferry service.

### SERVICE LEVELS

What amount of AMHS ferry service do you believe your community needs to support the following service levels? Graphics below represent survey findings.



### HISTORICAL CONTEXT

Your community's historic service levels and fleet composition.

	Historical (2009)	Current (2022)
Service Levels	 A few times a week	 About once a week
Fleet	<b>LECONTE</b>	<b>LECONTE</b>

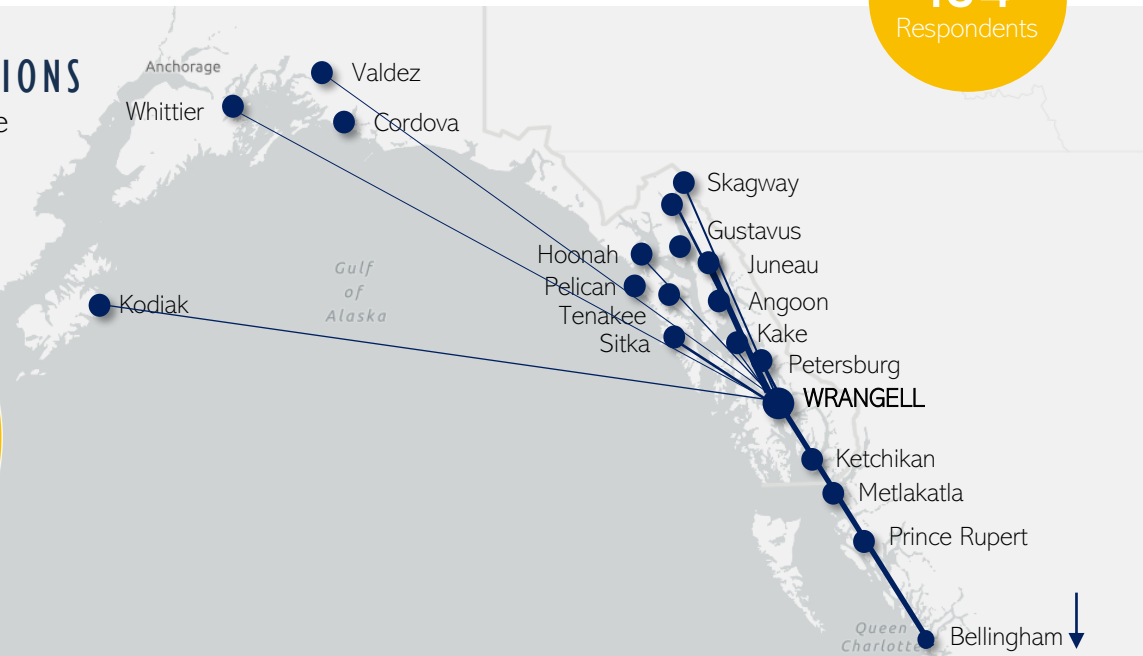
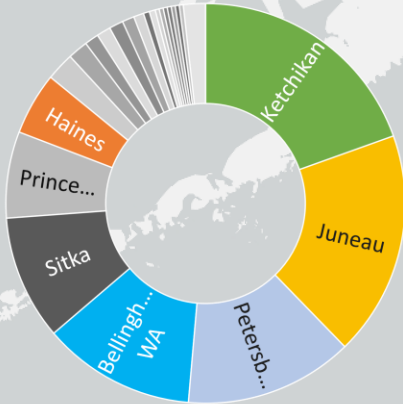
# WRANGELL

## PUBLIC SURVEY FINDINGS SUMMARY

134  
Respondents

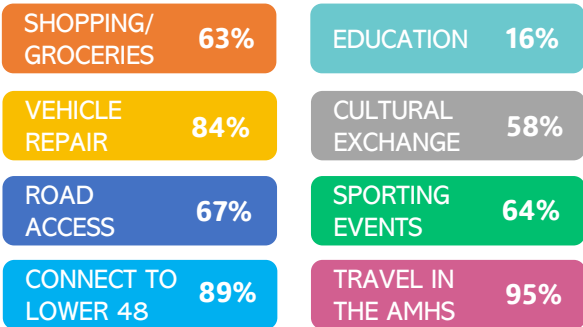
### COMMUNITY CONNECTIONS

Which Alaskan communities are you most often traveling to for errands and appointments?



### PROFILE OF FERRY USE

For what reasons do members of your community utilize or rely upon AMHS?



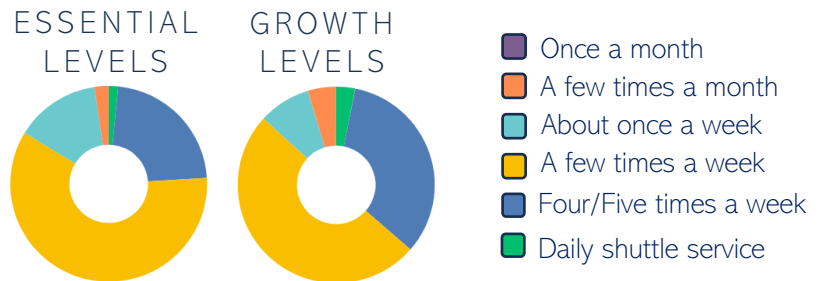
### ALTERNATIVE TRANSPORTATION

What are the greatest limitations your community faces in utilizing alternative transportation options (i.e., plane service, private water taxi, etc.)?

- Weather restrictions**  
Difficulty using alternative modes due to ice, snow, etc.
- Cost of service**  
Using the alternative mode is more costly than the cost of the ferry.
- Inability to take vehicle**  
Mode such as plane service does not allow for vehicle transportation.

### SERVICE LEVELS

What amount of AMHS ferry service do you believe your community needs to support the following service levels? Graphics below represent survey findings.



### HISTORICAL CONTEXT

Your community's historic service levels and fleet composition.

	Historical (2009)	Current (2022)
Service Levels	 Daily shuttle service	 A few times a week
Fleet	<ul style="list-style-type: none"> <li>TAKU</li> <li>COLUMBIA</li> <li>MALASPINA</li> <li>KENNICOTT</li> <li>MATANUSKA</li> </ul>	<ul style="list-style-type: none"> <li>KENNICOTT</li> </ul>

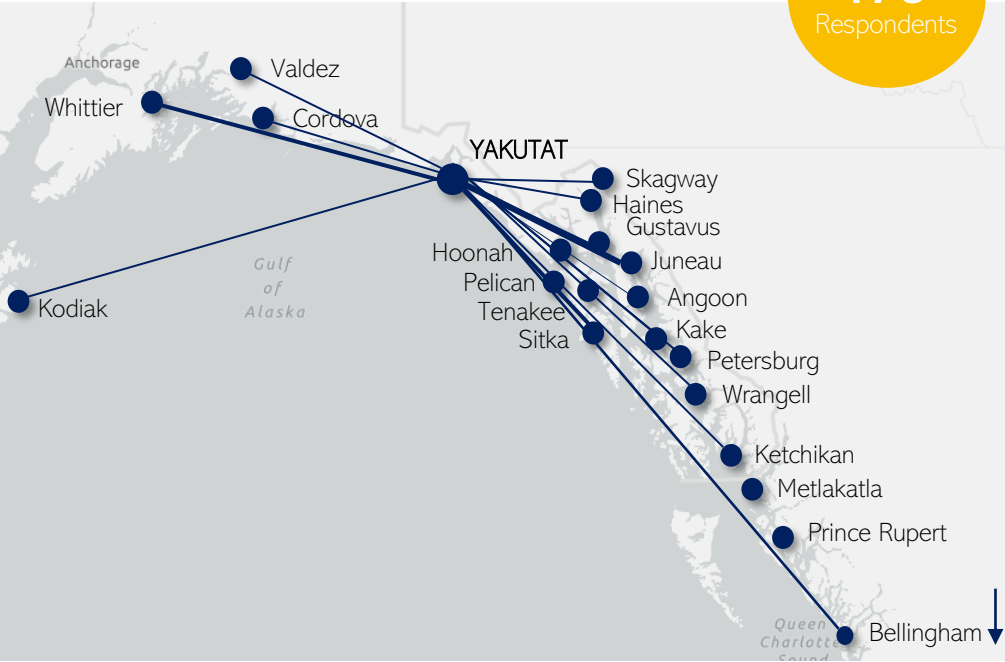
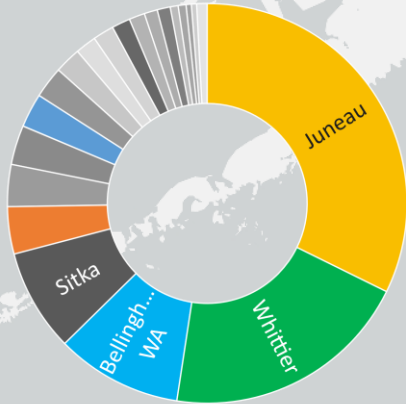
# YAKUTAT

## PUBLIC SURVEY FINDINGS SUMMARY

170  
Respondents

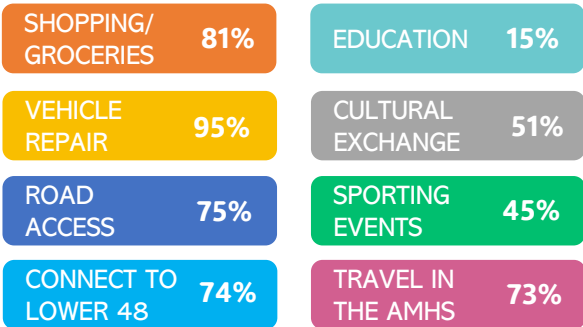
### COMMUNITY CONNECTIONS

Which Alaskan communities are you most often traveling to for errands and appointments?



### PROFILE OF FERRY USE

For what reasons do members of your community utilize or rely upon AMHS?



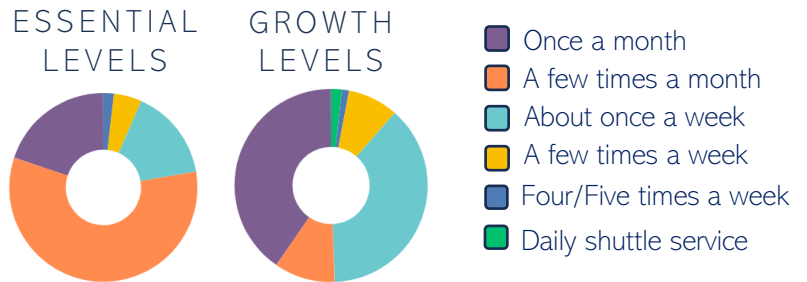
### ALTERNATIVE TRANSPORTATION

What are the greatest limitations your community faces in utilizing alternative transportation options (i.e., plane service, private water taxi, etc.)?

- Weather restrictions**  
Difficulty using alternative modes due to ice, snow, etc.
- Cost of service**  
Using the alternative mode is more costly than the cost of the ferry.
- Inability to take vehicle**  
Mode such as plane service does not allow for vehicle transportation.

### SERVICE LEVELS

What amount of AMHS ferry service do you believe your community needs to support the following service levels? Graphics below represent survey findings.



### HISTORICAL CONTEXT

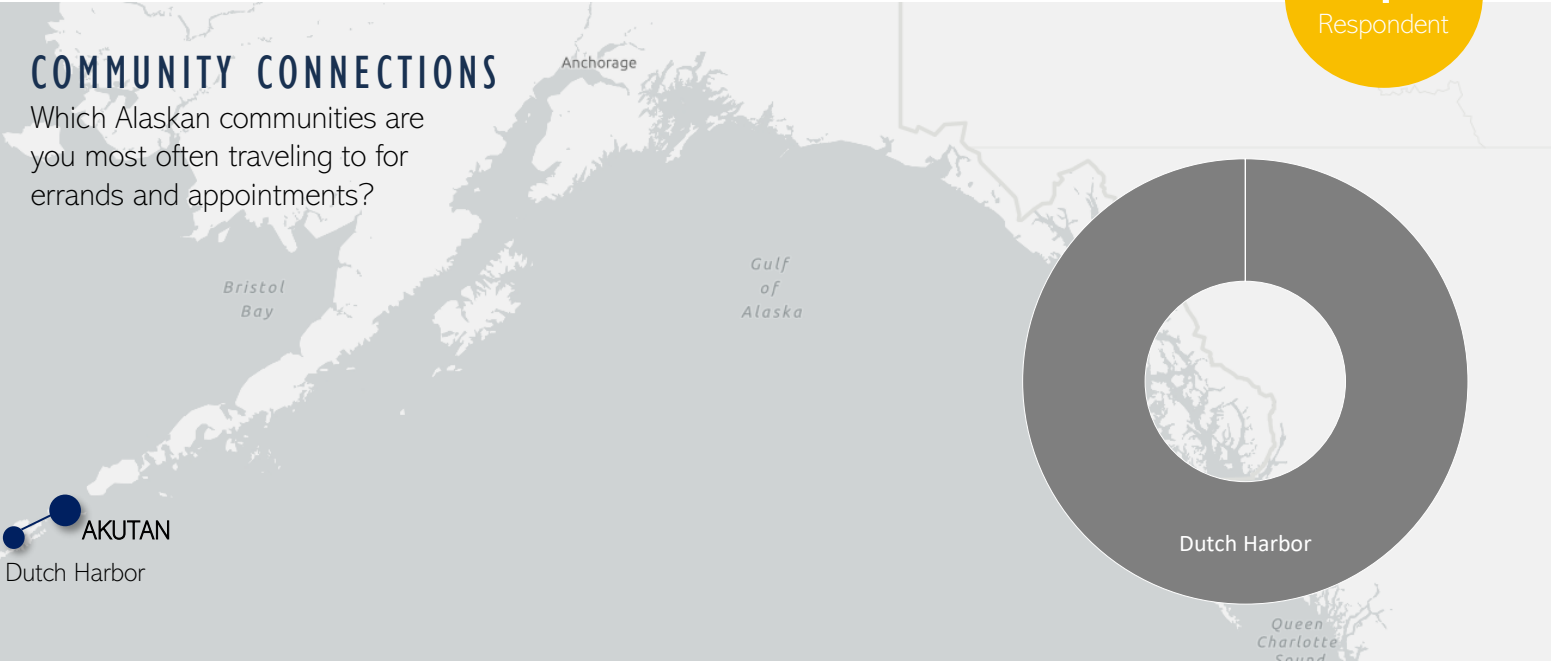
Your community's historic service levels and fleet composition.

	Historical (2009)	Current (2022)
Service Levels	A few times a month	Once a month
Fleet	KENNICOTT	KENNICOTT

1  
Respondent

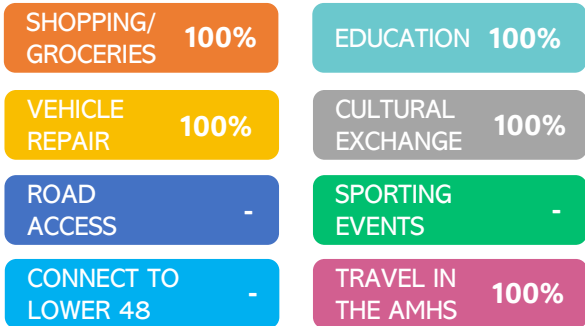
### COMMUNITY CONNECTIONS

Which Alaskan communities are you most often traveling to for errands and appointments?



### PROFILE OF FERRY USE

For what reasons do members of your community utilize or rely upon AMHS?



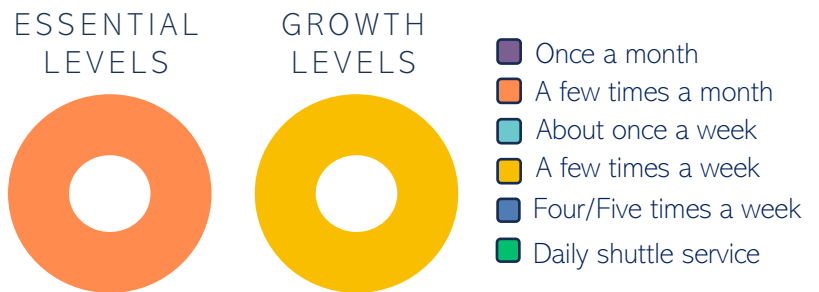
### ALTERNATIVE TRANSPORTATION

What are the greatest limitations your community faces in utilizing alternative transportation options (i.e., plane service, private water taxi, etc.)?

- Weather restrictions**  
Difficulty using alternative modes due to ice, snow, etc.

### SERVICE LEVELS

What amount of AMHS ferry service do you believe your community needs to support the following service levels? Graphics below represent survey findings.



### HISTORICAL CONTEXT

Your community's historic service levels and fleet composition.

	Historical (2009)	Current (2022)
Service Levels	A few times a month	Once a month
Fleet	<b>TUSTUMENA</b>	<b>TUSTUMENA</b>

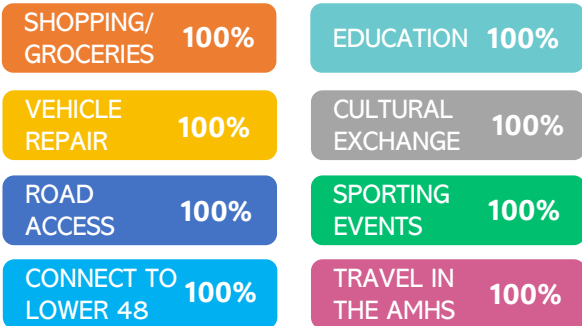
### COMMUNITY CONNECTIONS

Which Alaskan communities are you most often traveling to for errands and appointments?



### PROFILE OF FERRY USE

For what reasons do members of your community utilize or rely upon AMHS?




### ALTERNATIVE TRANSPORTATION

What are the greatest limitations your community faces in utilizing alternative transportation options?

- Weather restrictions:** Difficulty using alternative modes due to ice, snow, etc.
- Cost of service:** Using the alternative mode is more costly than the cost of the ferry.
- Inability to take vehicle:** Mode does not allow for vehicle transportation.
- Frequency of service:** Mode does not run as often as ferry service.
- Duration of service:** Using the alternative mode takes longer than a ferry trip would.
- Health limitations:** Personal health concerns may prevent the use of plane service.

### SERVICE LEVELS

What amount of AMHS ferry service do you believe your community needs to support the following service levels? Graphics below represent survey findings.



### HISTORICAL CONTEXT

Your community's historic service levels and fleet composition.

	Historical (2009)	Current (2022)
Service Levels	<p>About once a week</p>	<p>A few times a month</p>
Fleet	<p>AURORA</p> <p>KENNICOTT</p>	<p>AURORA</p> <p>KENNICOTT</p>

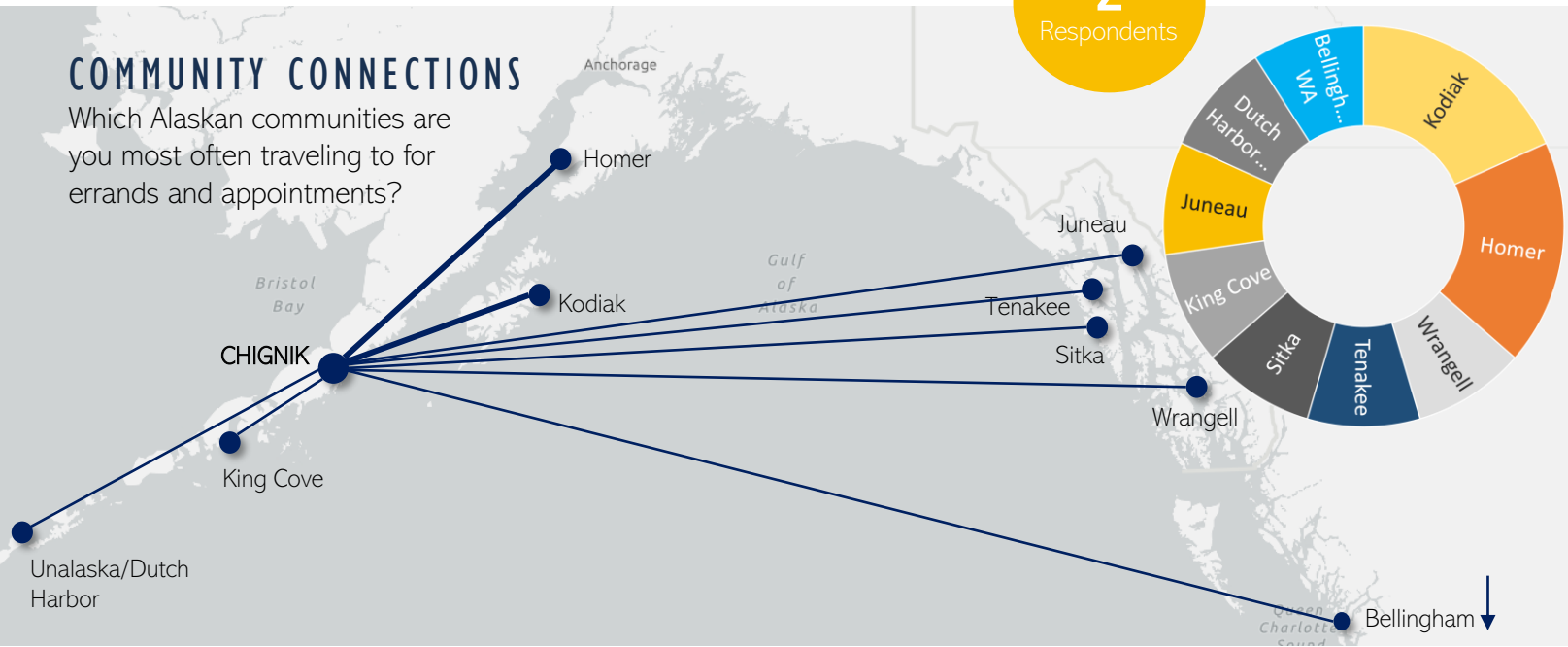
# CHIGNIK

## PUBLIC SURVEY FINDINGS SUMMARY

2 Respondents

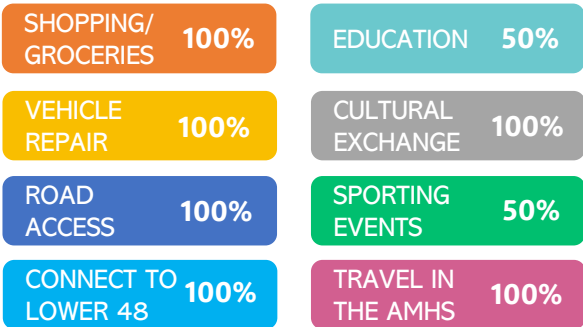
### COMMUNITY CONNECTIONS

Which Alaskan communities are you most often traveling to for errands and appointments?



### PROFILE OF FERRY USE

For what reasons do members of your community utilize or rely upon AMHS?



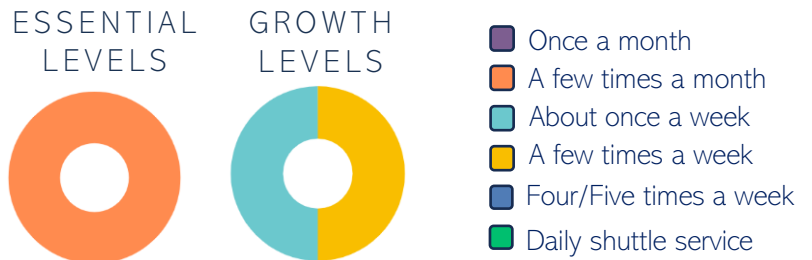
### ALTERNATIVE TRANSPORTATION

What are the greatest limitations your community faces in utilizing alternative transportation options (i.e., plane service, private water taxi, etc.)?

- Weather restrictions**  
Difficulty using alternative modes due to ice, snow, etc.
- Cost of service**  
Using the alternative mode is more costly than the cost of the ferry.
- Frequency of service**  
Alternative transportation mode does not run as often as necessary to substitute for ferry service.



### SERVICE LEVELS

What amount of AMHS ferry service do you believe your community needs to support the following service levels? Graphics below represent survey findings.



### HISTORICAL CONTEXT

Your community's historic service levels and fleet composition.

	Historical (2009)	Current (2022)
Service Levels	 A few times a month	 Once a month
Fleet	<b>TUSTUMENA</b>	<b>TUSTUMENA</b> <b>KENNICOTT</b>

# COLD BAY

## PUBLIC SURVEY FINDINGS SUMMARY

1  
Respondent

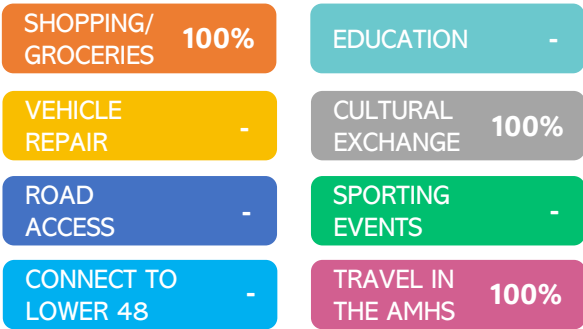
### COMMUNITY CONNECTIONS

Which Alaskan communities are you most often traveling to for errands and appointments?



### PROFILE OF FERRY USE

For what reasons do members of your community utilize or rely upon AMHS?



### ALTERNATIVE TRANSPORTATION

What are the greatest limitations your community faces in utilizing alternative transportation options (i.e., plane service, private water taxi, etc.)?




#### Cost of service

Using the alternative mode is more costly than the cost of the ferry.

### SERVICE LEVELS

What amount of AMHS ferry service do you believe your community needs to support the following service levels? Graphics below represent survey findings.



### HISTORICAL CONTEXT

Your community's historic service levels and fleet composition.

	Historical (2009)	Current (2022)
Service Levels	 A few times a month	 Once a month
Fleet	<b>TUSTUMENA</b>	<b>TUSTUMENA</b> <b>KENNICOTT</b>

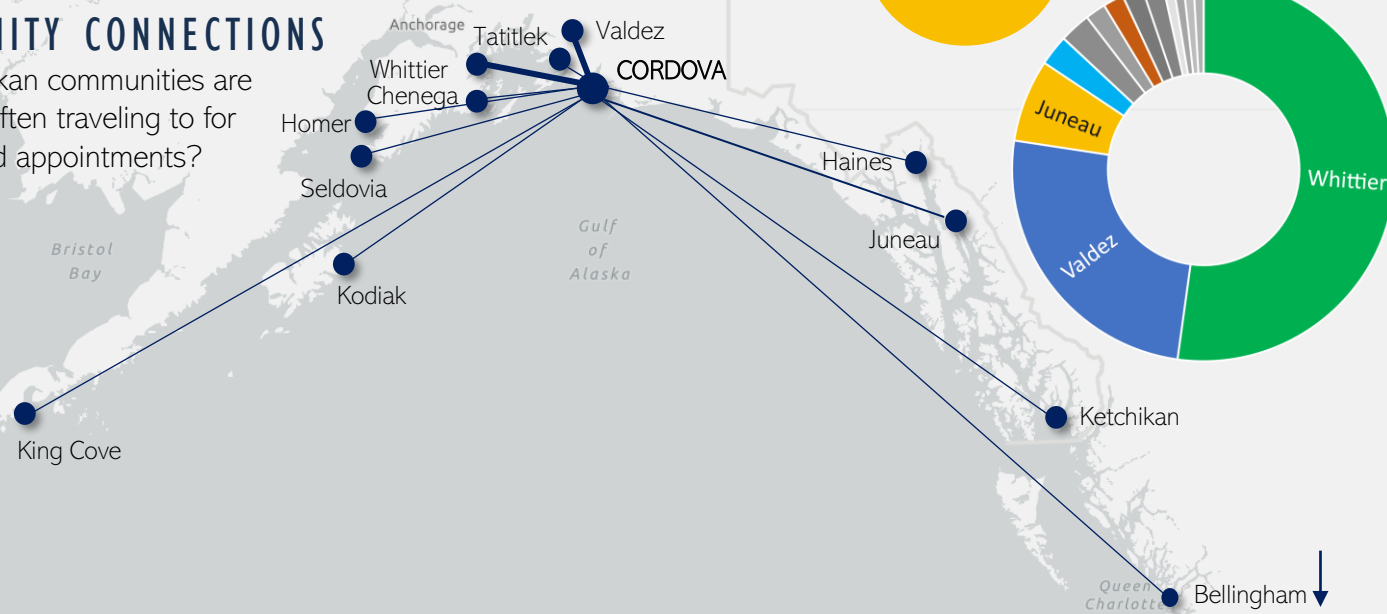
# CORDOVA

## PUBLIC SURVEY FINDINGS SUMMARY

64  
Respondents

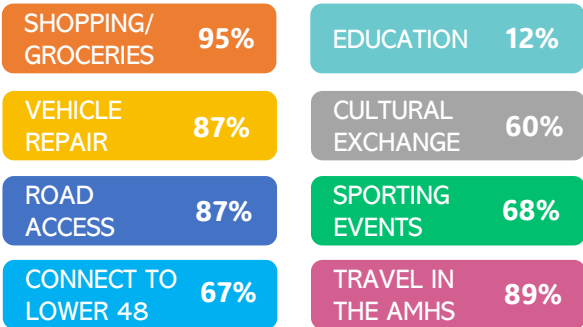
### COMMUNITY CONNECTIONS

Which Alaskan communities are you most often traveling to for errands and appointments?



### PROFILE OF FERRY USE

For what reasons do members of your community utilize or rely upon AMHS?



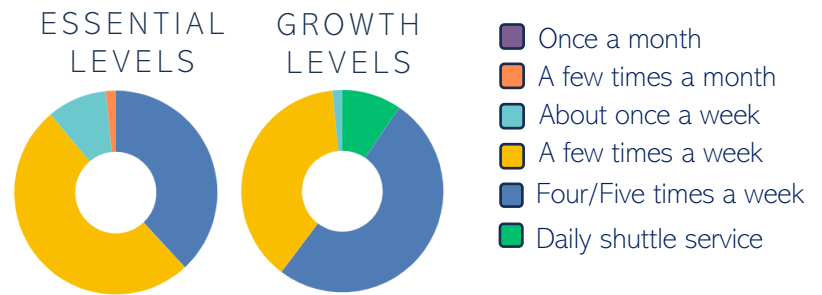
### ALTERNATIVE TRANSPORTATION

What are the greatest limitations your community faces in utilizing alternative transportation options (i.e., plane service, private water taxi, etc.)?

- Weather restrictions**  
Difficulty using alternative modes due to ice, snow, etc.
- Cost of service**  
Using the alternative mode is more costly than the cost of the ferry.
- Inability to take vehicle**  
Mode such as plane service does not allow for vehicle transportation.

### SERVICE LEVELS

What amount of AMHS ferry service do you believe your community needs to support the following service levels? Graphics below represent survey findings.



### HISTORICAL CONTEXT

Your community's historic service levels and fleet composition.

	Historical (2009)	Current (2022)
Service Levels	Daily shuttle service	Four/five times a week
Fleet	AURORA CHENEGA KENNICOTT	TUSTUMENA AURORA





# FALSE PASS

## PUBLIC SURVEY FINDINGS SUMMARY

1  
Respondent

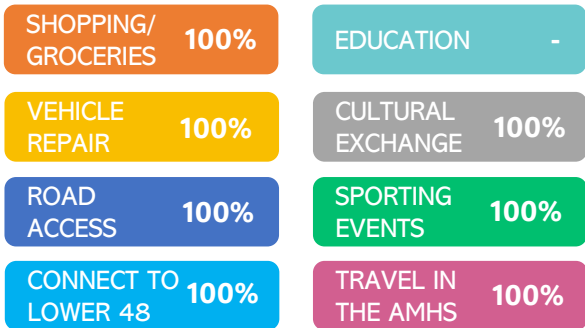
### COMMUNITY CONNECTIONS

Which Alaskan communities are you most often traveling to for errands and appointments?



### PROFILE OF FERRY USE

For what reasons do members of your community utilize or rely upon AMHS?




### ALTERNATIVE TRANSPORTATION

What are the greatest limitations your community faces in utilizing alternative transportation options (i.e., plane service, private water taxi, etc.)?

- Weather restrictions**  
Difficulty using alternative modes due to ice, snow, etc.
- Cost of service**  
Using the alternative mode is more costly than the cost of the ferry.
- Frequency of service**  
Alternative transportation mode does not run as often as necessary to substitute for ferry service.

### SERVICE LEVELS

What amount of AMHS ferry service do you believe your community needs to support the following service levels? Graphics below represent survey findings.



### HISTORICAL CONTEXT

Your community's historic service levels and fleet composition.

	Historical (2009)	Current (2022)
Service Levels	 A few times a month	 Once a month
Fleet	<b>TUSTUMENA</b>	<b>TUSTUMENA</b>

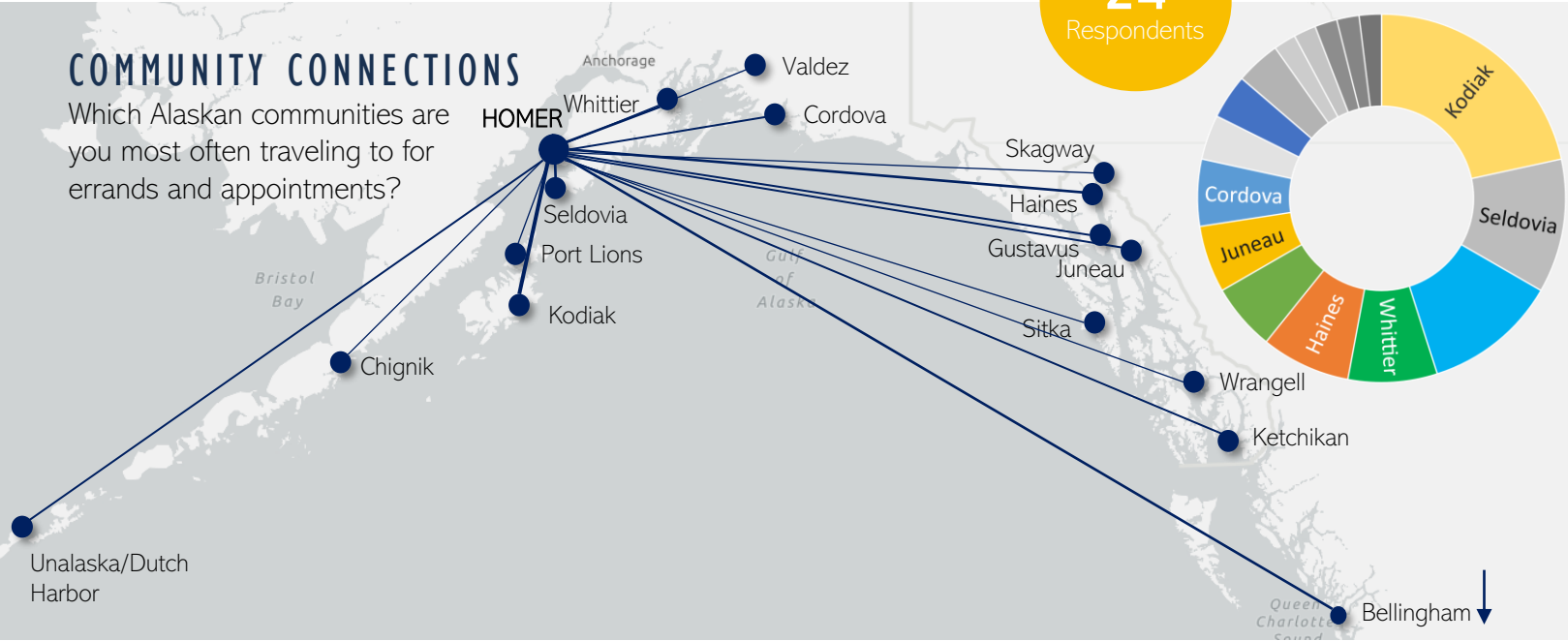
# HOMER

## PUBLIC SURVEY FINDINGS SUMMARY

24  
Respondents

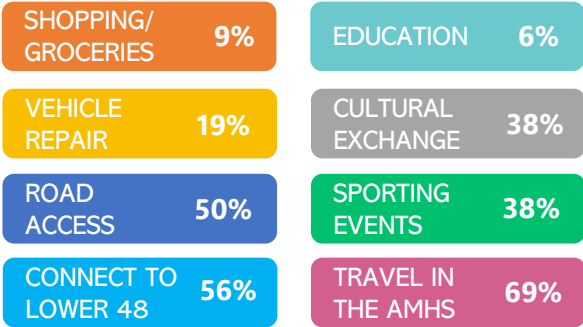
### COMMUNITY CONNECTIONS

Which Alaskan communities are you most often traveling to for errands and appointments?



### PROFILE OF FERRY USE

For what reasons do members of your community utilize or rely upon AMHS?



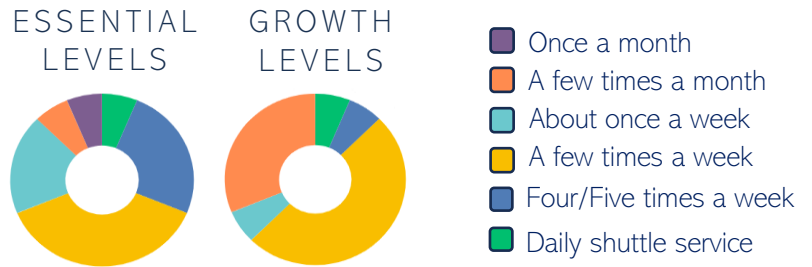
### ALTERNATIVE TRANSPORTATION

What are the greatest limitations your community faces in utilizing alternative transportation options (i.e., plane service, private water taxi, etc.)?

- Weather restrictions**  
Difficulty using alternative modes due to ice, snow, etc.
- Cost of service**  
Using the alternative mode is more costly than the cost of the ferry.
- Inability to take vehicle**  
Mode such as plane service does not allow for vehicle transportation.

### SERVICE LEVELS

What amount of AMHS ferry service do you believe your community needs to support the following service levels? Graphics below represent survey findings.



### HISTORICAL CONTEXT

Your community's historic service levels and fleet composition.

	Historical (2009)	Current (2022)
Service Levels	Four/five times a week	A few times a week
Fleet	TUSTUMENA KENNICOTT	TUSTUMENA KENNICOTT

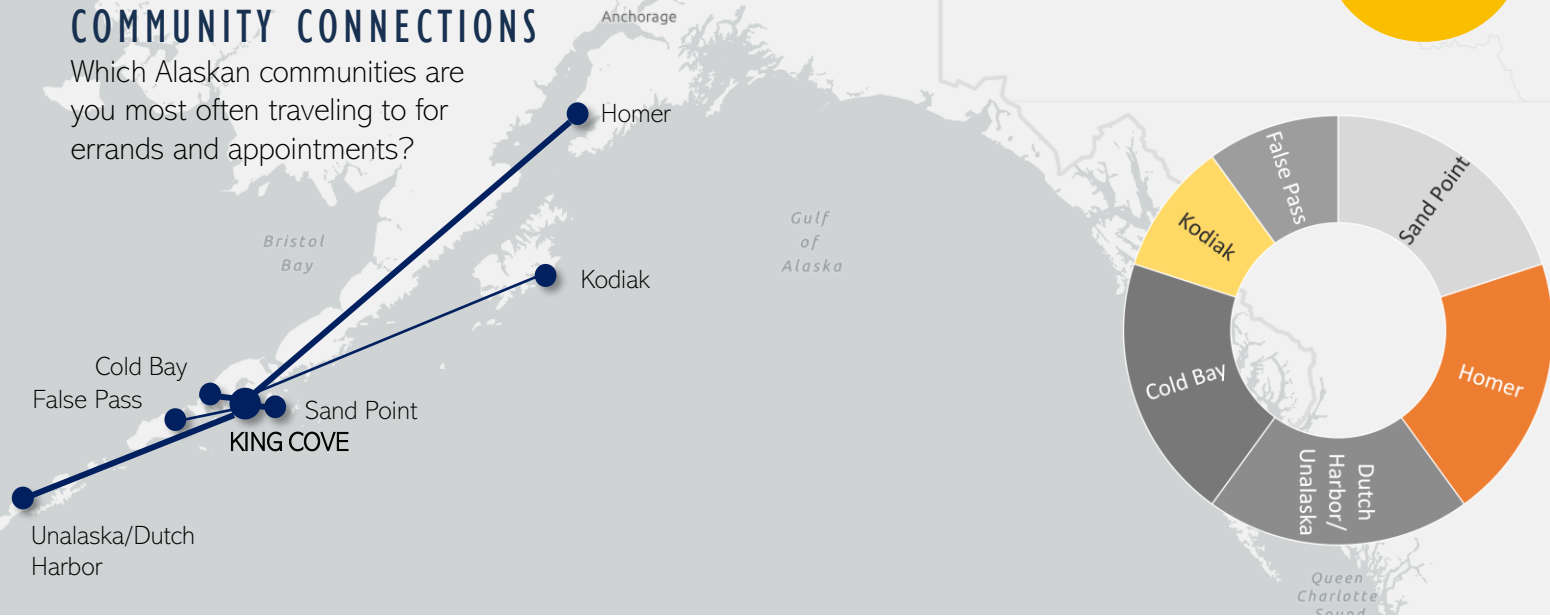
# KING COVE

## PUBLIC SURVEY FINDINGS SUMMARY

2  
Respondents

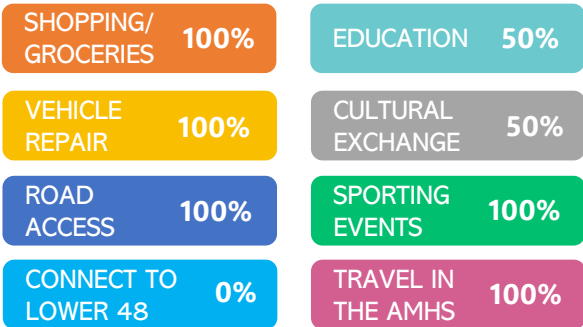
### COMMUNITY CONNECTIONS

Which Alaskan communities are you most often traveling to for errands and appointments?



### PROFILE OF FERRY USE

For what reasons do members of your community utilize or rely upon AMHS?



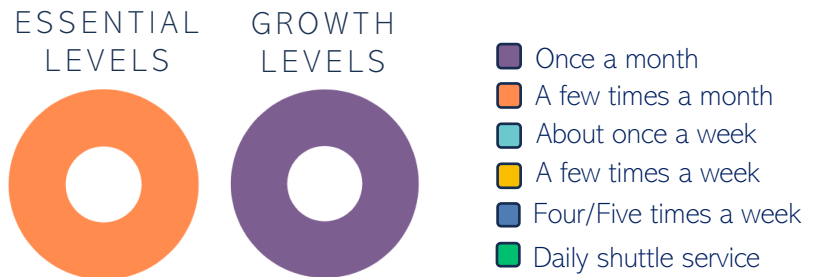
### ALTERNATIVE TRANSPORTATION

What are the greatest limitations your community faces in utilizing alternative transportation options (i.e., plane service, private water taxi, etc.)?

- Weather restrictions**  
Difficulty using alternative modes due to ice, snow, etc.
- Cost of service**  
Using the alternative mode is more costly than the cost of the ferry.
- Duration of service**  
Using the alternative mode takes longer than a ferry trip would.

### SERVICE LEVELS

What amount of AMHS ferry service do you believe your community needs to support the following service levels? Graphics below represent survey findings.



### HISTORICAL CONTEXT

Your community's historic service levels and fleet composition.

	Historical (2009)	Current (2022)
Service Levels	 A few times a month	 Once a month
Fleet	<b>TUSTUMENA</b>	<b>TUSTUMENA</b> <b>KENNICOTT</b>

# KODIAK

## PUBLIC SURVEY FINDINGS SUMMARY

294  
Respondents

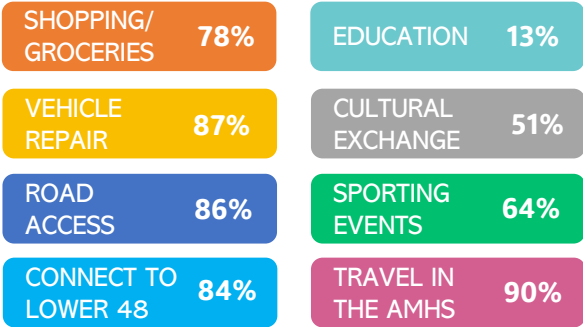
### COMMUNITY CONNECTIONS

Which Alaskan communities are you most often traveling to for errands and appointments?



### PROFILE OF FERRY USE

For what reasons do members of your community utilize or rely upon AMHS?



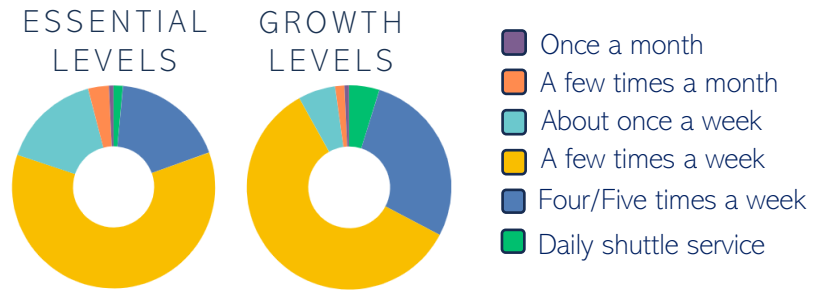
### ALTERNATIVE TRANSPORTATION

What are the greatest limitations your community faces in utilizing alternative transportation options (i.e., plane service, private water taxi, etc.)?

- Weather restrictions**  
Difficulty using alternative modes due to ice, snow, etc.
- Cost of service**  
Using the alternative mode is more costly than the cost of the ferry.
- Inability to take vehicle**  
Mode such as plane service does not allow for vehicle transportation.

### SERVICE LEVELS

What amount of AMHS ferry service do you believe your community needs to support the following service levels? Graphics below represent survey findings.



### HISTORICAL CONTEXT

Your community's historic service levels and fleet composition.

	Historical (2009)	Current (2022)
Service Levels	Four/five times a week	A few times a week
Fleet	TUSTUMENA	TUSTUMENA KENNICOTT

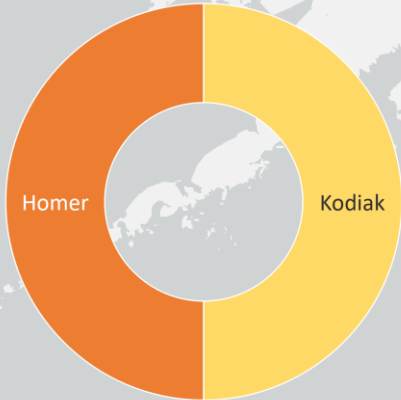
# OLD HARBOR

## PUBLIC SURVEY FINDINGS SUMMARY

2  
Respondents

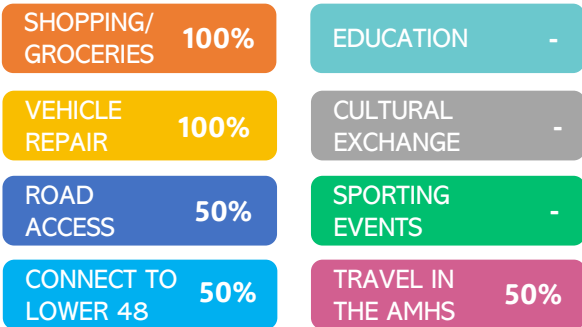
### COMMUNITY CONNECTIONS

Which Alaskan communities are you most often traveling to for errands and appointments?



### PROFILE OF FERRY USE

For what reasons do members of your community utilize or rely upon AMHS?




### ALTERNATIVE TRANSPORTATION

What are the greatest limitations your community faces in utilizing alternative transportation options (i.e., plane service, private water taxi, etc.)?

- # Frequency of service**  
Alternative transportation mode does not run as often as necessary to substitute for ferry service.
- Cost of service**  
Using the alternative mode is more costly than the cost of the ferry.
- Inability to take vehicle**  
Mode such as plane service does not allow for vehicle transportation.

### SERVICE LEVELS

What amount of AMHS ferry service do you believe your community needs to support the following service levels? Graphics below represent survey findings.



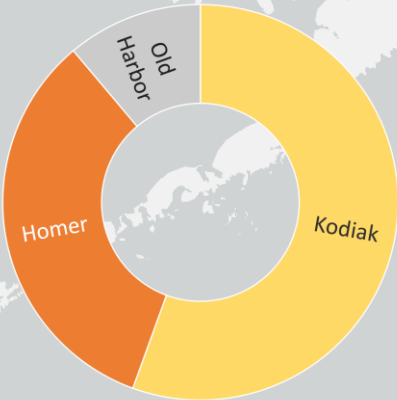
### HISTORICAL CONTEXT

Your community's historic service levels and fleet composition.

	Historical (2009)	Current (2022)
Service Levels	-	-
Fleet	AMHS Service not provided to Old Harbor in 2009	AMHS Service not provided to Old Harbor in 2009

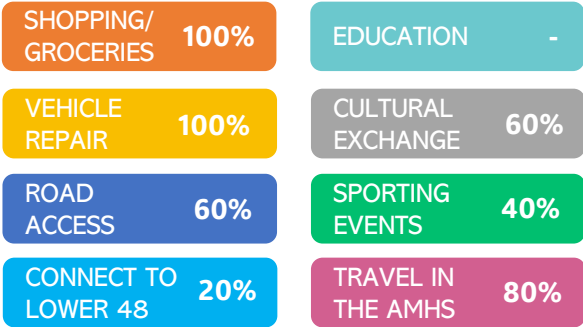
### COMMUNITY CONNECTIONS

Which Alaskan communities are you most often traveling to for errands and appointments?



### PROFILE OF FERRY USE

For what reasons do members of your community utilize or rely upon AMHS?



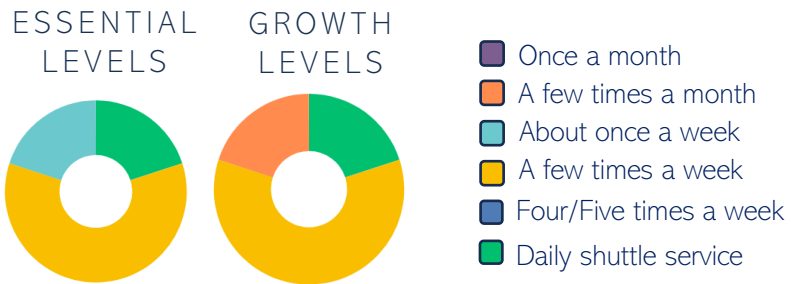
### ALTERNATIVE TRANSPORTATION

What are the greatest limitations your community faces in utilizing alternative transportation options (i.e., plane service, private water taxi, etc.)?

- Weather restrictions**  
Difficulty using alternative modes due to ice, snow, etc.
- Cost of service**  
Using the alternative mode is more costly than the cost of the ferry.
- Frequency of service**  
Alternative transportation mode does not run as often as necessary to substitute for ferry service.

### SERVICE LEVELS

What amount of AMHS ferry service do you believe your community needs to support the following service levels? Graphics below represent survey findings.



### HISTORICAL CONTEXT

Your community's historic service levels and fleet composition.

	Historical (2009)	Current (2022)
Service Levels	-	A few times a week
Fleet	AMHS Service not provided to Old Harbor in 2009	TUSTUMENA KENNICOTT

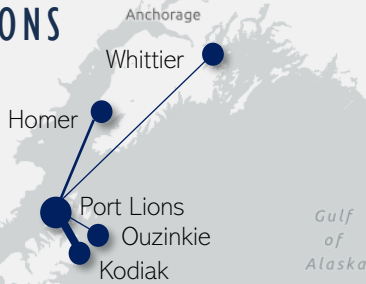
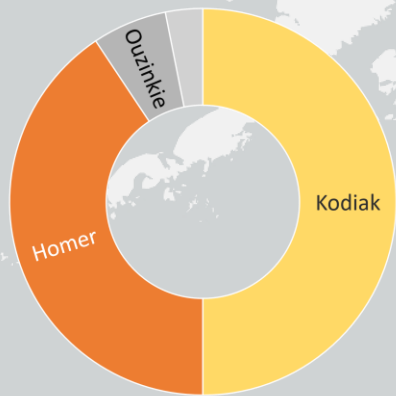
# PORT LIONS

## PUBLIC SURVEY FINDINGS SUMMARY

18  
Respondents

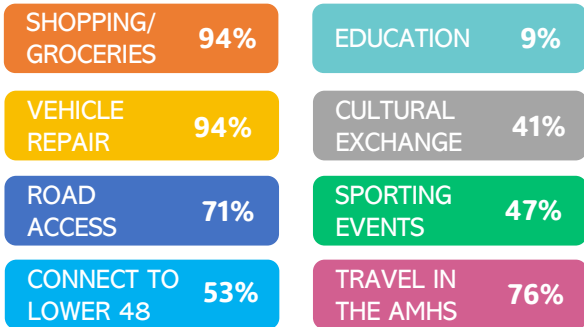
### COMMUNITY CONNECTIONS

Which Alaskan communities are you most often traveling to for errands and appointments?



### PROFILE OF FERRY USE

For what reasons do members of your community utilize or rely upon AMHS?



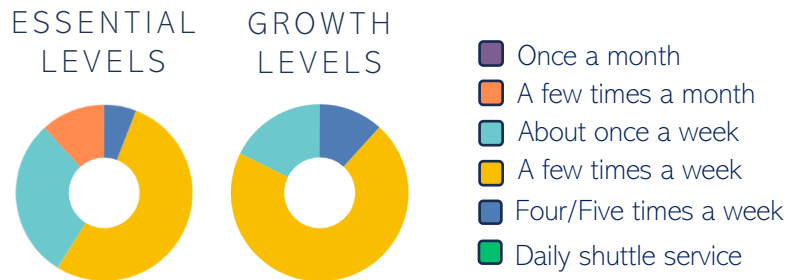
### ALTERNATIVE TRANSPORTATION

What are the greatest limitations your community faces in utilizing alternative transportation options (i.e., plane service, private water taxi, etc.)?

- Weather restrictions**  
Difficulty using alternative modes due to ice, snow, etc.
- Cost of service**  
Using the alternative mode is more costly than the cost of the ferry.
- Inability to take vehicle**  
Mode such as plane service does not allow for vehicle transportation.

### SERVICE LEVELS

What amount of AMHS ferry service do you believe your community needs to support the following service levels? Graphics below represent survey findings.



### HISTORICAL CONTEXT

Your community's historic service levels and fleet composition.

	Historical (2009)	Current (2022)
Service Levels	Four/five times a week	Four/five times a week
Fleet	TUSTUMENA	TUSTUMENA KENNICOTT



# SAND POINT

## PUBLIC SURVEY FINDINGS SUMMARY

8  
Respondents

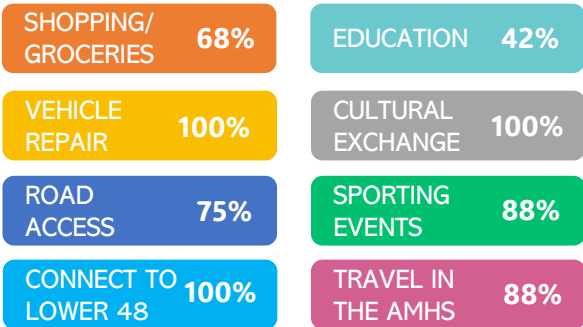
### COMMUNITY CONNECTIONS

Which Alaskan communities are you most often traveling to for errands and appointments?



### PROFILE OF FERRY USE

For what reasons do members of your community utilize or rely upon AMHS?



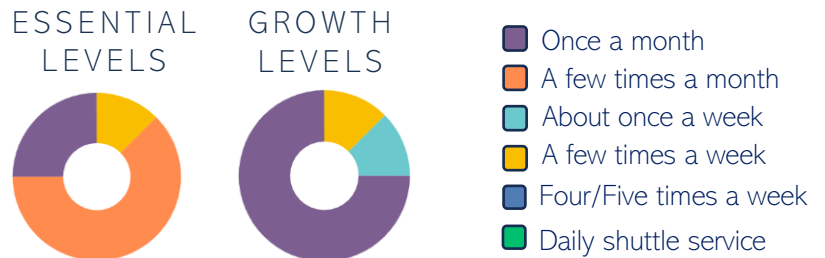
### ALTERNATIVE TRANSPORTATION

What are the greatest limitations your community faces in utilizing alternative transportation options (i.e., plane service, private water taxi, etc.)?

- Weather restrictions**  
Difficulty using alternative modes due to ice, snow, etc.
- Cost of service**  
Using the alternative mode is more costly than the cost of the ferry.
- Frequency of service**  
Alternative transportation mode does not run as often as necessary to substitute for ferry service.

### SERVICE LEVELS

What amount of AMHS ferry service do you believe your community needs to support the following service levels? Graphics below represent survey findings.



### HISTORICAL CONTEXT

Your community's historic service levels and fleet composition.

	Historical (2009)	Current (2022)
Service Levels	A few times a month	Once a month
Fleet	TUSTUMENA	TUSTUMENA KENNICOTT

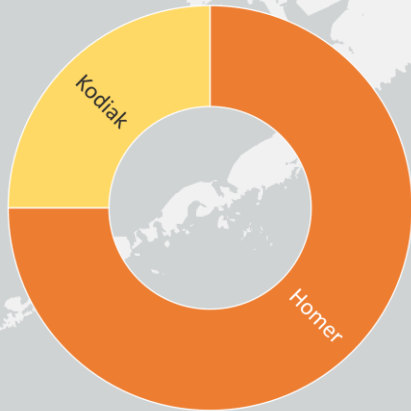
# SELDOVIA

## PUBLIC SURVEY FINDINGS SUMMARY

3  
Respondents

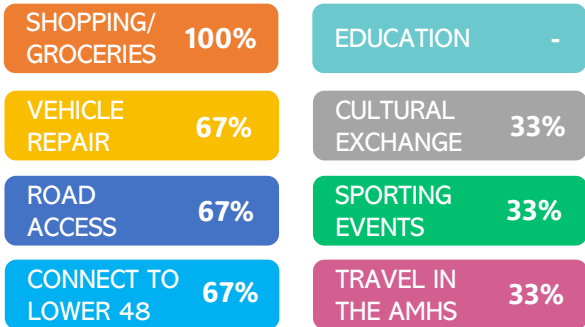
### COMMUNITY CONNECTIONS

Which Alaskan communities are you most often traveling to for errands and appointments?



### PROFILE OF FERRY USE

For what reasons do members of your community utilize or rely upon AMHS?



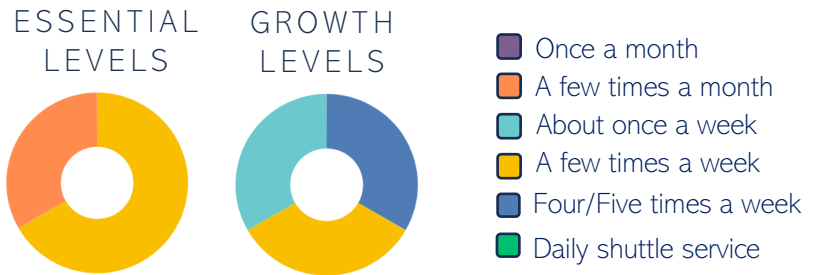
### ALTERNATIVE TRANSPORTATION

What are the greatest limitations your community faces in utilizing alternative transportation options (i.e., plane service, private water taxi, etc.)?

- Weather restrictions**  
Difficulty using alternative modes due to ice, snow, etc.
- Cost of service**  
Using the alternative mode is more costly than the cost of the ferry.
- Inability to take vehicle**  
Mode such as plane service does not allow for vehicle transportation.

### SERVICE LEVELS

What amount of AMHS ferry service do you believe your community needs to support the following service levels? Graphics below represent survey findings.



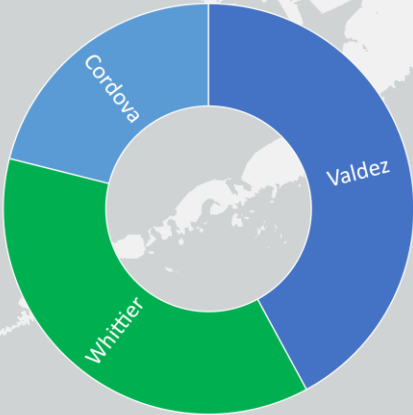
### HISTORICAL CONTEXT

Your community's historic service levels and fleet composition.

	Historical (2009)	Current (2022)
Service Levels	A few times a week	About once a week
Fleet	TUSTUMENA KENNICOTT	TUSTUMENA KENNICOTT

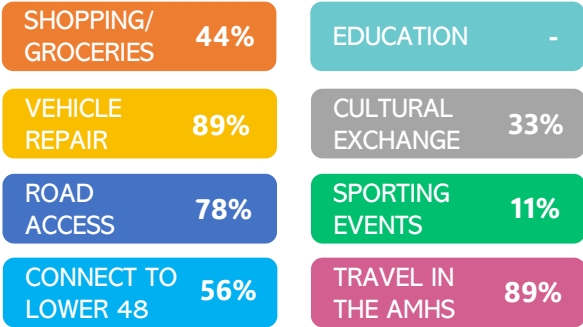
### COMMUNITY CONNECTIONS

Which Alaskan communities are you most often traveling to for errands and appointments?



### PROFILE OF FERRY USE

For what reasons do members of your community utilize or rely upon AMHS?



### ALTERNATIVE TRANSPORTATION

What are the greatest limitations your community faces in utilizing alternative transportation options (i.e., plane service, private water taxi, etc.)?

- Weather restrictions**  
Difficulty using alternative modes due to ice, snow, etc.
- Cost of service**  
Using the alternative mode is more costly than the cost of the ferry.
- Inability to take vehicle**  
Mode such as plane service does not allow for vehicle transportation.

### SERVICE LEVELS

What amount of AMHS ferry service do you believe your community needs to support the following service levels? Graphics below represent survey findings.

#### ESSENTIAL LEVELS



#### GROWTH LEVELS



- Once a month
- A few times a month
- About once a week
- A few times a week
- Four/Five times a week
- Daily shuttle service

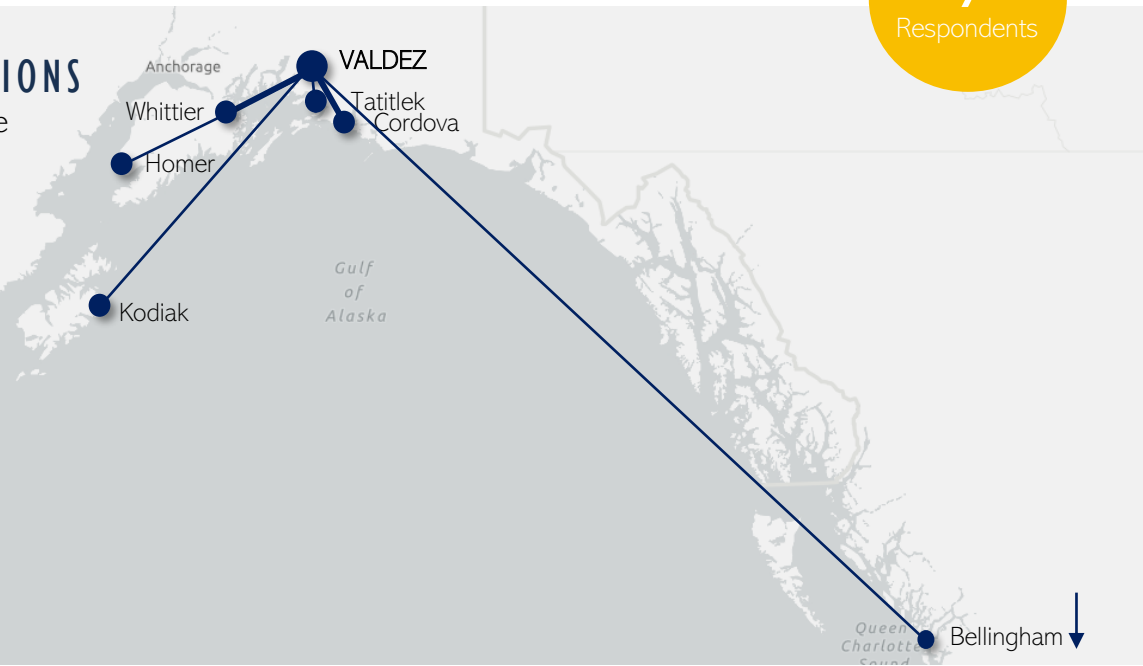
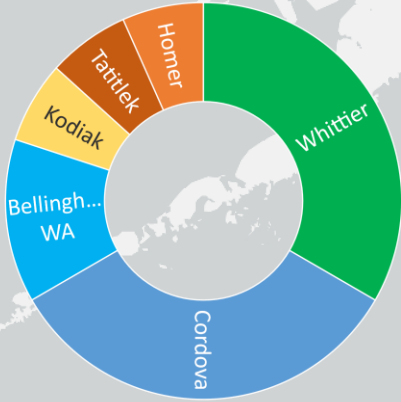
### HISTORICAL CONTEXT

Your community's historic service levels and fleet composition.

	Historical (2009)	Current (2022)
Service Levels	 About once a week	 About once a week
Fleet	 AURORA	 AURORA

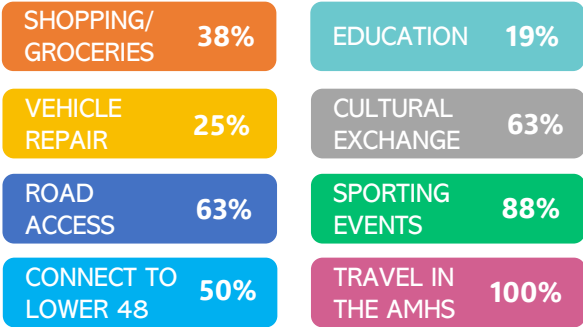
### COMMUNITY CONNECTIONS

Which Alaskan communities are you most often traveling to for errands and appointments?



### PROFILE OF FERRY USE

For what reasons do members of your community utilize or rely upon AMHS?



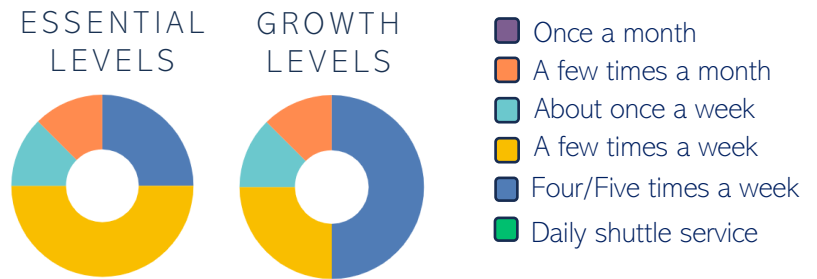
### ALTERNATIVE TRANSPORTATION

What are the greatest limitations your community faces in utilizing alternative transportation options (i.e., plane service, private water taxi, etc.)?

- Weather restrictions**  
Difficulty using alternative modes due to ice, snow, etc.
- Cost of service**  
Using the alternative mode is more costly than the cost of the ferry.
- Frequency of service**  
Alternative transportation mode does not run as often as necessary to substitute for ferry service.

### SERVICE LEVELS

What amount of AMHS ferry service do you believe your community needs to support the following service levels? Graphics below represent survey findings.



### HISTORICAL CONTEXT

Your community's historic service levels and fleet composition.

	Historical (2009)	Current (2022)
Service Levels	Daily shuttle service	A few times a week
Fleet	<ul style="list-style-type: none"> <li>AURORA</li> <li>CHENEGA</li> <li>KENNICOTT</li> </ul>	<ul style="list-style-type: none"> <li>TUSTUMENA</li> <li>AURORA</li> </ul>

# WHITTIER

## PUBLIC SURVEY FINDINGS SUMMARY

7  
Respondents

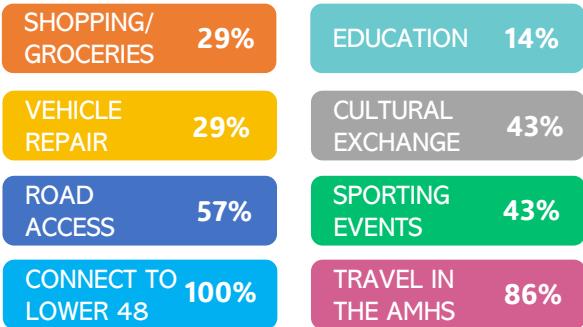
### COMMUNITY CONNECTIONS

Which Alaskan communities are you most often traveling to for errands and appointments?



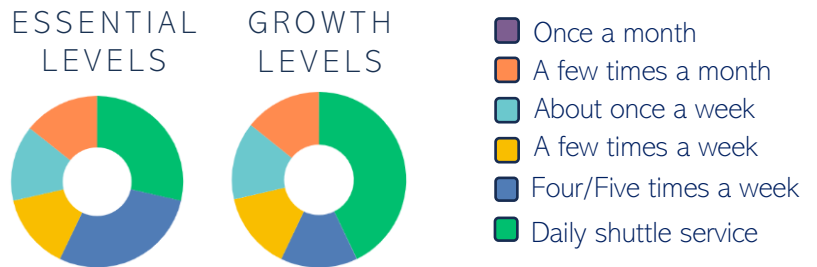
### PROFILE OF FERRY USE

For what reasons do members of your community utilize or rely upon AMHS?



### SERVICE LEVELS

What amount of AMHS ferry service do you believe your community needs to support the following service levels? Graphics below represent survey findings.



### ALTERNATIVE TRANSPORTATION

What are the greatest limitations your community faces in utilizing alternative transportation options (i.e., plane service, private water taxi, etc.)?

- Weather restrictions**  
Difficulty using alternative modes due to ice, snow, etc.
- Cost of service**  
Using the alternative mode is more costly than the cost of the ferry.
- Frequency of service**  
Alternative transportation mode does not run as often as necessary to substitute for ferry service.

### HISTORICAL CONTEXT

Your community's historic service levels and fleet composition.

	Historical (2009)	Current (2022)
Service Levels	Daily shuttle service	A few times a week
Fleet	AURORA CHENEGA KENNICOTT	KENNICOTT AURORA