



Pennsylvania



Annual Report
2022 - 2023



VISION STATEMENT

The goal of the Pennsylvania Gaming Control Board is to be the premier gaming regulator in the United States, maintaining and enhancing public trust with honesty, integrity and credibility.

MISSION STATEMENT

The Pennsylvania Gaming Control Board, guided by the Gaming Act and supported by a dedicated professional staff, will protect the interest of the public by ensuring the integrity of legalized gaming through the strict enforcement of the law and regulations, the licensing of qualified individuals and entities, and fulfilling the objectives of legalized gaming in the Commonwealth to deliver a significant source of revenue, assist the horse racing industry, provide broad economic opportunities and enhance tourism.

TABLE OF CONTENTS

| | |
|--|-------|
| Board Members | 2 |
| Messages from the Chair & Executive Director..... | 3 |
| The Work of the Pennsylvania Gaming Control Board..... | 4-10 |
| Fiscal Year 2022-2023 Key Events | 11 |
| Office of Compulsive and Problem Gambling | 12 |
| Revenue & Expenditures | 14 |
| Public Meetings & Executive Sessions | 15 |
| Gaming Overview In Pennsylvania | 16 |
| Casinos..... | 17 |
| Interactive Gaming | 18 |
| Sports Wagering | 20 |
| Video Gaming Terminals at Truck Stops | 21 |
| Fantasy Sports Contests | 22 |
| Don't Gamble with Kids | 23 |
| Casino Revenue Data..... | 24-41 |

BOARD MEMBERS



Nedia Ralston
Board Member
Designated by the Governor



Denise J. Smyler
Chair
Designated by the Governor



Sara Manzano-Díaz
Board Member
Designated by the Governor



Frank Dermody
Board Member
Designated by the
Speaker of the
House of Representatives




David Hickernell
Board Member
Designated by the
Minority Leader of the
House of Representatives



Frances J. Regan
Board Member
Designated by the
President Pro Tempore
of the Senate



Shawn Dillon
Board Member
Designated by the
Minority Leader
of the Senate



**The Honorable
Pat Browne**
Ex-Officio Member
Secretary of Revenue



**The Honorable
Stacy Garrity**
Ex-Officio Member
Secretary Treasurer



**The Honorable
Russell C. Redding**
Ex-Officio Member
Secretary of Agriculture

MESSAGES FROM THE CHAIR & EXECUTIVE DIRECTOR



Denise J. Smyler
Chair

In this report, you will read about the impressive financial and employment statistics being delivered by legalized gambling regulated by the Pennsylvania Gaming Control Board (PGCB). Indeed, revenue reached an all-time high during the 2022/2023 Fiscal Year while casinos and operators of other forms of gambling regulated by the Board provided thousands of living-wage jobs.

But that is just part of the story.

The General Assembly placed in the forefront of the Gaming Act a primary objective, secondary to no other, to be carried out by the PGCB: “To protect the public through the regulation and policing of all activities involving gaming.” To our agency, this means we must be diligent in making sure that gaming offers predictable and consistent rules for the patrons, and concurrently, ensure the companies offering gaming operate in a strict but fair environment.

While most persons participate in gambling responsibly, a smaller percentage do not. This also goes to the heart of the PGCB’s work to protect the public. The Board assures that information is easily found to direct an individual to problem gambling assistance. This assistance includes, but is not limited to, placing limits on their daily online gaming activity, self-excluding from entering and gambling at casinos, or finding the services of a counseling professional.

Whether it is taking corrective action against a license holder for a violation, investigating individuals and businesses for licensing suitability, reviewing thousands of submissions for gaming changes or promotions, assisting patrons, or providing gambling problem assistance, the PGCB remains dedicated to its mission to “protect the public”.

Denise J. Smyler
Chair



Kevin F. O'Toole
Executive Director

In its early years, the Pennsylvania Gaming Control Board (“PGCB”) was fortunate to receive advice from casino regulators at established gaming jurisdictions as we created a framework of regulation that fit the Commonwealth market. The PGCB has now established itself as one of the most respected and effective gaming regulatory agencies in the world.

So now it is time to pay it forward.

Worldwide jurisdictions have, over recent years, reached out to PGCB staff to gain expertise and knowledge as they set up their own gaming marketplaces and regulatory oversight. In some cases, representatives of those regulatory bodies have visited us in Harrisburg to gain first-hand knowledge of how we effectively regulate. As an example, representatives from the Bahamas spent several days in our Harrisburg office and we gladly spent time with them.

The PGCB also continues to improve its regulatory oversight of gaming by adopting new and best practices. The result is the continued oversight of the retail gaming market which added a 17th casino during the Fiscal Year 2022/2023, while also overseeing the licensing and launch of additional online gaming sites for both casino-type games and sports wagering. The result was a 9% growth in revenue during the past fiscal year which resulted in a record \$2,369,249,258 in tax money remitted to the Commonwealth.

It is the staff of the PGCB that is a large element of this success. But the success also lies with the many companies that have decided to operate in a jurisdiction that is tightly regulated but provides a common-sense approach that allows them to flourish.

Thank you for taking the time to review this annual report. Should you have any questions or concerns, please do not hesitate to contact us via email at pgcb@pa.gov.

Kevin F. O'Toole
Executive Director



THE WORK OF THE PENNSYLVANIA GAMING CONTROL BOARD

Under the Pennsylvania Race Horse Development and Gaming Act (“Act”) the Pennsylvania Gaming Control Board (“PGCB” or “Board”) is required to submit annually to the Governor and the General Assembly a report on the general operation of the board and gaming licensee's performance, including, but not limited to the: number and win per slot machine during the previous year; all taxes, fees, fines and other revenues collected and, where appropriate, disbursed; the costs of operation of the board; all hearings conducted and the results of the hearings; and, other information that the board deems necessary and appropriate.

The PGCB is charged with the regulatory oversight of legalized gaming in the Commonwealth of Pennsylvania. This includes casinos, retail and online sports wagering, online casino-type gaming (“i-Gaming”), video gaming terminals (“VGTs”) at truck stops, and fantasy sports contests.

The success of legalized gaming has led to a significant tax base that is generating millions of dollars a day to lower school property taxes, boost business within Pennsylvania's agricultural community by supporting horse and harness racing, fund economic development projects throughout the Commonwealth, and provide financial assistance to local communities. Just as important, the gaming industry provides living-wage jobs to over 15,000 individuals.

The PGCB consists of nine Bureaus and Offices and closed the fiscal year with 344 employees operating under a budget of \$46.3 million (see page 14).

The PGCB is committed to a diverse and inclusive workforce to ensure a wide range of experiences, perspectives, and skills to enable the agency to successfully fulfill its mission. To accomplish this, the PGCB focuses on quality recruitment and training to motivate and retain exceptional employees. These employees interact with the public, the gaming industry, public officials, and various other constituencies, not only within Pennsylvania but outside the Commonwealth, demonstrating their knowledge and dedication to maintaining integrity in gaming and ensuring the PGCB remains the premier gaming regulator.

In addition to its own hiring, the PGCB is also charged with promoting and ensuring diversity in all aspects of gaming authorized under the Act. Entities licensed by the PGCB are required to submit Diversity and Hiring Plans (“Plans”) to the agency prior to the commencement of operations in the

| Employees by Bureau/Office | June 30, 2023 |
|------------------------------|---------------|
| Commissioners | 7 |
| Executive Offices | 12 |
| Investigations & Enforcement | 82 |
| Casino Compliance | 146 |
| Licensing | 22 |
| Office of Chief Counsel | 13 |
| Hearings and Appeals | 4 |
| Gaming Operations | 21 |
| Administration | 37 |
| Total | 344 |

Commonwealth and annually thereafter. The Plans set forth goals that are reasonable and represent a good faith effort to assure that all persons are afforded equality of opportunity in contracting and employment. Licensees are also required to submit quarterly reports to the PGCB describing activities undertaken during the prior quarter regarding the development and implementation of the Plans. An annual review is conducted on each licensee's activities related to the performance of its Plans. The annual review evaluates whether the licensee has taken effective and meaningful action to implement the Plans. Additionally, the annual review analyzes whether a licensee's Plans and other actions have achieved or will achieve the Commonwealth's goal of enhanced representation of diverse groups in the gaming industry as set forth in the Act. A separate and detailed report on these efforts is available on the PGCB's website.

Another important task performed by the Board is to ensure that every licensee has established and continues to comply with an approved compulsive and problem gambling plan (see page 12).

Outreach

The Board makes a concerted effort to be transparent in its work on behalf of the citizens of the Commonwealth. Through the PGCB Speakers Bureau under the Office of Communications, Board members and staff met with over two dozen community groups throughout the fiscal year. This outreach helps to ensure that the public has firsthand information on the oversight work of the agency, and how



legalized gambling affects their communities.

One of the most visible aspects of the Board are its public meetings and hearings where official actions are taken or important testimony gathered in order to make decisions. This fiscal year, the Board held 14 public meetings, 12 of which were monthly public Board meetings in which decisions were rendered and information provided to the public. Additionally, the Board traveled to both Farmington, Fayette County and Cresco, Monroe County to gather public input for both the Lady Luck Casino at Nemaquin and Mount Airy Casino licensure renewal hearings. All meetings and hearings were streamed live and archived on the PGCB website.

In direct relation to a troubling matter occurring within the industry, the Board launched a new awareness campaign aimed at preventing minors from being left unattended while an adult supervisor (parent, relative, guardian) gambles in a Pennsylvania casino. (For more details see page 23)

Monitoring for Gaming Integrity

The PGCB's Bureau of Casino Compliance ("BCC") provides in-person representation in every Pennsylvania casino to assure the integrity of gaming. Casino Compliance Representatives ("CCR") scrutinize all aspects of the gaming floor and back-of-house operations for any regulatory violations. Additionally, server locations for all online providers are approved by bureau personnel to ensure the location meets security and regulation standards. CCRs

also serve as the on-site representative for the Office of Compulsive and Problem Gaming ("OCPG") while also coordinating activities with the Director of Gaming Operations concerning all slot machine placements, replacements, floor plans, and necessary surveillance coverage before approval of any floor plan change.

In this fiscal year, BCC's staff assessed, reviewed, and investigated 1,600 patron complaints, oversaw the opening of both Parx Casino Shippensburg, a Category 4 casino in Shippensburg Township, Cumberland County, while also continuing to administer policies and procedures for statewide compliance monitoring and reporting to ensure adherence by gaming operators to state law, regulations, and internal controls.

| Casino Compliance | FY 22/23 |
|---|----------|
| Daily Shift Reports | 18,391 |
| Office of Enforcement Counsel Referrals | 1,919 |
| Responsible Gaming Reports | 3,107 |
| Slot-Tables Reports | 19,971 |
| Patron Complaints | 1,599 |
| Technical Field Representative Reports | 7,833 |
| Slot/Table Games Delivery | 541 |
| Live Studio Table Game Reports | 48 |



| Number of Applications | FY 22/23 |
|------------------------|----------|
| Received | 15,219 |
| Approved | 11,545 |
| Denied | 64 |
| Surrendered | 83 |
| Withdrawn | 252 |
| Revoked | 33 |
| Suspended | 28 |

| Applications by Type | FY 22/23 |
|--|---------------|
| Facility Category 2 | 2 |
| Facility Category 3 | 2 |
| Facility Category 4 | 1 |
| Management Company | 1 |
| i-Gaming Operators | 1 |
| Fantasy Contest Operators | 2 |
| VGT Terminal Operator | 1 |
| Table Game Manufacturer | 5 |
| i-Gaming Manufacturers | 9 |
| Sports Wagering Manufacturer | 1 |
| VGT Manufacturer | 1 |
| Slot Machine Supplier | 1 |
| Table Game Manufacturer Designee | 1 |
| VGT Establishments | 6 |
| Certified/Registered Vendor, Vendor Affiliate, Employee, Gaming Related GSPS | 994 |
| Junkets | 2 |
| Affiliate | 90 |
| Principal Entity | 56 |
| Principal | 274 |
| Key Employee | 130 |
| Gaming Level 2 | 1,091 |
| Gaming Employee | 6,123 |
| Non-Gaming Employee | 2,751 |
| Total | 11,545 |

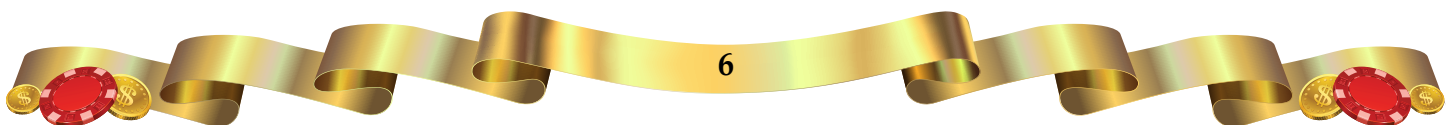
Licensing Work:

During the fiscal year, the Bureau of Licensing (“BOL”) focused its energies on tasks ranging from assisting with the opening of a new slot facility, reviewing and analyzing applications for new i-Gaming, sports wagering, fantasy contest and VGT related entities, and reviewing various reporting requirements required from licensed entities.

Of particular note, BOL staff worked with representatives from Parx Casino Shippensburg to assist in meeting a January 2023 casino opening goal including the licensing more than 200 employees. BOL also played a key role in providing information necessary for the renewals of the Category 2 licenses of Holdings Acquisitions Co. L.P. (Rivers Casino Pittsburgh) and Mount Airy #1 LLC (Mount Airy Casino Resort), and the Category 3 licenses of Valley Forge Convention Center Partners, LLC (Valley Forge Resort Casino) and Woodlands Fayette, LLC (Lady Luck Casino Nemaquin).

A number of changes went into effect this fiscal year within the BOL. Among these were working with various agency/bureaus to create an interim authorization process for Operators, Manufacturers and Suppliers to begin operating in Pennsylvania. The new process allows prospective licensees to begin operating after certain requirements are met but prior to full licensure. This allows for innovative new products to come to the gaming market quicker while ensuring that the licensee meets all regulatory requirements. This same approach was also used for the temporary credential process for gaming employees of casino operators, thereby helping casinos get individuals working on the gaming floor sooner and mitigating the loss of prospective employees due to the length of the hiring process.

Following the completed background investigative work of the PGCB’s Bureau of Investigations and Enforcement (“BIE”), the BOL licensed nine i-Gaming Manufacturers, one Sports Wagering Manufacturer and five Table Games Manufacturers. In addition, BOL staff analyzed and investigated more than 944 Gaming Service Provider applications or notifications to support gaming in the Commonwealth. After extensive background work of the BIE, the PGCB approved licensing of six VGT establishments during the fiscal year. Finally, BOL staff printed more than 9,900 credentials resulting in the collection by the PGCB of \$6.7 million in application and license fees.



The mission of the PGCB’s Bureau of Investigations and Enforcement is to ensure the integrity of the Commonwealth’s gaming industry and protect citizens’ interests by conducting thorough suitability and enforcement investigations. This is accomplished through licensing, enforcement and financial investigations.

Licensing investigations are done on all applicants for any license, permit or registration, and results in the BIE preparing a comprehensive report for the Board detailing the applicant’s background and suitability.

The BIE also investigates all licensees and other persons regulated by the Board for non-criminal violations of the Act. Examples of these investigations are: an exclusion request for a patron passing counterfeit money; payments by a licensee to prohibited vendors; employee misconduct; or underage gaming.

The BIE’s investigatory reports on these various violations or complaints are then forwarded to the Office of Enforcement Counsel (“OEC”) for potential action.

Additionally, the BIE has its own Financial Investigations Unit that maintains and reviews all corporate compliance submissions presented to the Board. The unit monitors financial stability of licensees to assure the public’s interest is protected in accordance with the Act. BIE’s financial investigators and analysts conduct in-depth financial investigations of principals and corporate enterprises.

Legal Matters and Hearings:

Within the PGCB resides several legal offices that work independently of each other: The Office of Chief Counsel, the Office of Hearings and Appeals, and the Office of Enforcement Counsel.

The Office of Chief Counsel (“OCC”) oversees the provision of all legal services to the Board and the various bureaus that make up the agency while assisting in contracting, litigation, employment matters, Right-to-Know Law requests and other miscellaneous administrative functions. Additionally, the OCC advises the Board on matters coming before it for consideration, and represents the Board in appeals of Board decisions as well as in outside litigation matters.

The OCC attorneys play a significant role in all of the Board’s licensing decisions including review of background investigation reports and preparation of suitability reports that are presented to the Board prior to all licensing decisions. The number of these reports has escalated since new forms of gaming have come on-line in the Commonwealth.

In consultation with other departments within the agency, the

OCC drafts and submits to the PGCB’s Executive Director and the Board for their approval the policies and rulemakings which make up the complete regulatory scheme for gaming in the Commonwealth. These rulemakings contain all of the regulatory oversight provisions for casino gaming, fantasy contests, i-Gaming, video gaming terminals, and sports wagering.

The Office of Hearings and Appeals (“OHA”) receives and processes all filings, conducts hearings, builds legal records, and produces Reports and Recommendations for the Board’s consideration. During the fiscal year, the OHA received more than 2,900 filings.

The OHA conducted over 80 hearings for applicants, licensees and others seeking Board action. Most hearings are held via video and telephone which allows the parties to participate remotely and limits the time needed along with high cost of travel. The use of video and telephone hearings has also greatly increased participation of the individuals seeking redress from the Board.

During the fiscal year, the OHA held two public input hearings associated with casino license renewals: in August 2022 for Mount Airy Casino Resort and in October 2022 for Lady Luck Casino at Nemaquin. Public input hearings ensure that individuals, community organizations, and government officials have the opportunity to provide comments to the Board about the licensees. If the Board determines these entities are qualified to have the license renewed, it is done so for a subsequent five-year period.

| Types of Filings | FY 22/23 |
|------------------------------------|----------|
| Petitions | 314 |
| Answers/Motions/Misc. | 1,364 |
| Enforcement Actions | 233 |
| Requests for Oral Hearing | 53 |
| Reports and Recommendations Issued | 99 |
| Exceptions | 13 |
| Disposed Hearing Files | 43 |
| Total Orders Processed | 827 |
| – Board Orders | 688 |
| – OHA Orders | 139 |
| Hearings Conducted by OHA | 111 |
| Records Certified to Courts | 2 |
| Requests for Documents | 20 |



The Office of Enforcement Counsel is a statutorily created independent office, whose duties include, but are not limited to; filing recommendations and objections on all licensing matters; providing advice and direction on background investigations, audits, inspections, and investigations of potential violations; initiating, in its sole discretion, proceedings for noncriminal violations; and, petitioning the PGCB for certain relief as needed.

Between July 1, 2022, and June 30, 2023, the following statistics are attributed to the OEC's regulatory prosecutorial work:

| Pre-Licensing | |
|-------------------------------|-----------|
| Suitability Recommendations | 1,597 |
| Financial Fitness Assessments | 30 |
| Petition Answers | 124 |
| Post-Licensing | |
| Enforcement Actions | 1,432 |
| Petition Answers | 191 |
| Financial Fitness Assessments | 5 |
| Consent Agreements | 19 |
| Consent Agreement Fines | \$672,175 |

During the fiscal year, the PGCB approved 19 Consent Agreements negotiated by OEC resulting in \$672,175 in fines. Consent Agreements are the final product of an investigation conducted by PGCB staff into violations of law or regulations. Investigations include, but are not limited to, review of video surveillance, interviews of those involved, accounting audits, and engineering analysis of machine operations. Investigations can be simple or very complex depending on the situation, may involve different bureaus and can arise from a patron's complaint, audits by PGCB staff or Department of Revenue staff, or through observations by PGCB staff on-site at each casino or on interactive gaming sites. Casinos in Pennsylvania are required to self-report any potential violation meaning that once casino management becomes aware of a violation, they report the violation to the appropriate PGCB staff. For example, if an underage individual gains access to the gaming floor, casino staff informs PGCB staff (typically a Casino Compliance Representative) and a compliance review commences to determine the circumstances of the case. Additionally, through the OEC's work, the PGCB

placed 135 individuals on and removed 3 individuals from the Board's Involuntary Exclusion list.

| Involuntary Exclusions | Additions | Removals |
|-------------------------------|------------------|-----------------|
| Child Endangerment | 46 | |
| Theft | 32 | |
| Cheating | 18 | 1 |
| Assault | 12 | |
| Harassment | 4 | 1 |
| Underage/Aiding | 4 | |
| Controlled Substance | 4 | |
| Criminal Activity | 4 | |
| Failure to Pay | 2 | |
| Trespass | 2 | |
| Counterfeit Currency | 2 | |
| Criminal Mischief | 2 | |
| Money Laundering | 1 | |
| Forgery | 1 | |
| Disorderly conduct | 1 | 1 |
| Total | 135 | 3 |

Gaming Laboratory Operations:

One of the primary ways the PGCB protects the public is through testing of software, hardware and associated equipment used in all aspects of gaming through its Office of Gaming Laboratory Operations ("GLO"). Licensees may not use slot machines, table games, internet-based games, sport wagering technology and other associated gaming equipment until it is approved.

Regulatory assessments and testing of gaming equipment and systems cover a range of activities. This includes the review of system architectures and game designs to identify areas of regulatory risk or to assess the impact of game designs on player fairness and responsible gambling, the performance of risk-based assessment and testing of gaming equipment and systems to ensure regulatory risks have been lessened.

In Fiscal Year 2022/2023, GLO completed 1,610 gaming product evaluations to ensure compliance with all technical standards, regulations, and statutes prior to approval for use in a casino, VGT establishment or in an i-Gaming environment. Of these evaluations, 10,907 were for



paytables or new gaming software, while 1,610 were for new gaming products. The GLO also processed 176 revocations of previously approved product submissions, resulting in those products no longer being approved for use in casinos, or on internet gaming, or internet sports betting platforms. The GLO continues to work closely with authorized Independent Test Laboratories for software certifications which are submitted by the licensed software manufacturers.

| Gaming Laboratory | FY 22/23 |
|-------------------------------|----------|
| Submissions Received | 1,610 |
| Paytables Reviewed | 10,907 |
| Approval Letters | 1,316 |
| Revocations | 176 |
| Interactive Products Reviewed | 717 |
| VGT Products Reviewed | 6 |
| Sportsbook Products Reviewed | 21 |

Gaming Operations:

The Bureau of Gaming Operations (“BGO”) works to ensure the integrity of land-based casino gaming, i-Gaming, VGTs, fantasy contests, and sports wagering.

All gaming venues, whether land-based or online, must have a written system of internal controls that describes operating procedures in key departments such as finance, security, surveillance, table games and slots. The BGO staff review internal controls and table game submissions to ensure operators maintain compliance with the Act and Board regulations.

On the interactive gaming side, the PGCB continues to be a leader among gaming regulators in placing an emphasis on strong know-your-customer (“KYC”) standards to protect players, prevent fraud, comply with laws and regulations, and maintain a secure and trusted online gaming market. Strong KYC procedures ensure the identities of players are verified before they can gamble on an authorized website, while also helping prevent fraudulent activities and ensuring that players are who they claim to be, reducing the risk of identity theft, money laundering and thereby creating a safer environment for players and operators. The PGCB requires operators to implement best industry practices such as multi-factor authentication and enhanced KYC checks to reduce fraud, identify theft, unauthorized account access and bonus abuse which can negatively impact gaming revenue.

On the retail side, the BGO assisted with the opening of a new casino, Parx Shippensburg, in January 2023 by ensuring it had effective accounting and internal controls in place prior to opening. The BGO staff also assisted with



PGCB Executive Director Kevin O’Toole (far left) and PGCB Chief Counsel Steve Cook (far right) flank visiting executives of the Gaming Board for The Bahamas during their 2023 visit to Harrisburg.

the soft launch observations to ensure that the casino was prepared in all respects to receive the gaming public and comply with both the Act and Board regulations.

In Fiscal Year 2022/2023, the BGO staff reviewed more than 1,200 internal controls and 585 table games submissions while conducting 15 compliance audits and seven follow-up audits. Additionally, the i-Gaming Unit oversaw the launch of two new i-Gaming websites and one platform migration.

| Gaming Operations | FY 212/23 |
|----------------------------------|-----------|
| Internal Controls Reviewed | 1,227 |
| Table Games Submissions Reviewed | 585 |
| Slot Tournaments Reviewed | 62 |
| Compliance Audits Conducted | 15 |
| i-Gaming Openings | 2 |
| i-Gaming Platform Migrations | 1 |

Sports Wagering Oversight

In fiscal year 2022/2023, the Office of Sports Wagering Operations (“SWO”) led the implementation of sports wagering activity within one new retail location (Parx Casino Shippensburg) and assisted with the orderly shutdown of one online sports wagering site (Twinspires). In addition, 423 submissions were reviewed, evaluated, and approved outlining the types of sporting events and wagering options offered to the public. Additional areas of oversight included, but were not limited to, the review of risk and trading error reports; integrity monitoring reports outlining potential unusual or suspicious wagering activity; sports wagering internal control procedures; and patron complaints received from the general public. These functions are performed to ensure compliance with the Act, Board regulations, and each licensee’s internal controls while also ensuring the continued success of sports wagering.

The Board does not permit a sports wagering certificate holder to operate until it has satisfied minimum requirements including the implementation of necessary internal controls, risk and trading management controls, security arrangements, and surveillance systems.

Additionally, SWO and other Board staff observe customer support activities during testing periods to monitor the

handling of patron complaints, along with a review of financial information gathered following the soft launch period in order to confirm proper accounting controls were in place.

Once a sports wagering operation is open to the public at either a retail outlet or online, staff from the PGCB monitors each operation on a continuous basis to ensure they meet all regulatory requirements. This includes the licensure of all appropriate organizations and individuals; testing of all technical equipment used in the offering of sports wagering; review of the types of events and wagers offered to the public; review of responsible gaming tools; and the review of revenue reporting procedures. A review of promotional offerings is also conducted on a routine basis. SWO staff also conduct compliance reviews and address patron complaints received from the general public.

| Sports Wagering Operations | FY 22/23 |
|--|----------|
| Retail Sports Wagering Openings | 3 |
| Catalogs of Events and Wagers Reviewed | 423 |
| Risk and Trading Reports Reviewed | 157 |
| Integrity Monitoring Reports Reviewed | 145 |
| Integrity Monitoring Annual Reports Reviewed | 12 |
| Promotions Reviewed | 9,844 |
| Contests Tournaments and Pools Reviewed | 2,198 |
| Bank Account Attestations Reviewed | 56 |
| Retail Revenue Reconciliation Reports Reviewed | 439 |
| Retail Variance Reports Reviewed | 11 |
| Internal Control Submissions Reviewed | 103 |
| Patron Complaints | 131 |
| Compliance Reports/OEC Referrals Prepared | 161 |



FISCAL YEAR 2022-2023 KEY EVENTS

July

- Denise J. Smyler reappointed as PGCB Board Chair
- PGCB reports record revenue of \$5 billion for Fiscal Year 2021/2022
- Rutter's Store 92 in Berks County begins VGT operations (location #65)

August

- Tropicana i-Gaming sites opens under the Harrah's Philadelphia i-Gaming Certificate

September

- PGCB renews operator license for Rivers Casino Pittsburgh
- PGCB releases Annual Report on Casino Industry Diversity
- PGCB releases 2021-2022 Annual Report

October

- PGCB holds public hearing on operator license renewal of Lady Luck Casino at Nemaquin
- Rutter's Store 5 in Franklin County begins VGT operations (location #66)

November

- Shawn Dillon appointed PGCB Commissioner
- PGCB launches awareness campaign "Don't Gamble with Kids" focused on adults leaving minors unattended to gamble at casinos
- PGCB renews operator license for Valley Forge Casino Resort
- PGCB published special warning to adults visiting casinos during holiday weekend to not leave children unattended

December

- PGCB re-opens petition period for available i-Gaming certificates

January

- PGCB reports all-time calendar year high for gaming revenue
- PGCB grants Category 4 License in Centre County
- Parx Casino Shippensburg opens in Cumberland County

February

- David S. Hickernell appointed PGCB Commissioner
- PGCB renews operator license for Mount Airy Casino Resort
- TwinSpires ceases operation of its i-Gaming site

March

- PGCB Awarded first Qualified Gaming Entity i-Gaming Certificate to Bally's Pennsylvania

April

- Monthly Pennsylvania gaming revenue exceeds a half billion dollars for the first time
- Rutter's Store 80 in Schuylkill County begins VGT operations (location #67)
- Rutter's Store 85 in Bedford County begins VGT operations (location #68)

June

- PGCB reaches 20,000 enrollment requests for its Casino Self-exclusion Program
- PGCB renews operator license for Lady Luck Casino At Nemaquin
- D.M. Bowman, Inc in Somerset County begins VGT operations (location #69)
- Bally's Pennsylvania began operation of i-Gaming site

OFFICE OF COMPULSIVE AND PROBLEM GAMBLING

As the Fiscal Year 2022/2023 progressed, the Office of Compulsive and Problem Gambling (“OCPG”) continued to make strides in its efforts to increase awareness of the possible harms related to gambling. Efforts include directing individuals experiencing a gambling disorder and their families to find assistance. This includes a toll-free helpline for referral services and treatment; collaboration with state and national problem gambling organizations; assurance that gaming operators have approved compulsive and problem gaming plans; and, administration of the Board’s self-exclusion programs.

The Self-Exclusion Program began in 2006 to allow individuals to ban themselves from entering and gambling at Pennsylvania casinos. After the passage of the Gaming Expansion Act in 2017, the program was expanded to include three additional self-exclusion lists. In addition to casino self-exclusion, programs are now available for i-Gaming (including online sports wagering), VGTs, and online Fantasy Sports Contests.

During the fiscal year the Board received its 20,000th voluntary request to be self-excluded from entering and participating in gaming activities at all Commonwealth casinos. In its efforts to assist the gaming public with help, over the past fiscal year the OCPG worked with the Board’s Office of Information and Technology to develop and implement a new user-friendly online self-exclusion system. The updated system enables individuals with a gambling

disorder to more easily self-exclude from any single activity or all gambling activities regulated by the Board.

In addition to administering and maintaining the Board’s self-exclusion programs, the OCPG also ensures that each casino and online gaming operator has an approved compulsive and problem gambling plan. Each plan details:

- the training of casino and online operator employees on the signs and symptoms of a gambling disorder and the available responsible gaming programs;
- policies and procedures on identifying those with potential harmful behavior and the identification and removal of underage, self-excluded, and involuntarily excluded individuals who have engaged in gaming activities;
- responsible advertising policies; and,
- the casino or online operator’s participation in outreach programs.

In addition to the self-exclusion program, all online games (casino-type, sports wagering and fantasy contests) have options on their sites that would enable the player to place self-imposed limits on deposits, wagers, spend and play time.

For more information on available treatment services, including state funded one-on-one counseling services and Gamblers Anonymous schedules, visit the OCPG’s website, www.ResponsiblePlay.pa.gov, or call 1-800-GAMBLER, text 800GAM, or chat through <http://www.1800gamblerchat.org/>.





10 RULES OF RESPONSIBLE GAMBLING

1. If you choose to gamble, do so for entertainment purposes. If your gambling is no longer an enjoyable activity, then ask yourself why you are still “playing”.
2. Treat the money you lose as the cost of your entertainment. Treat any winnings as a bonus.
3. Set a dollar limit and stick to it. Decide before you go not only what you can “afford” to lose, but how much you want to spend. Do not change your mind after losing.
4. Set a time limit and stick to it. Decide how much of your time you want to allow for gambling. Leave when you reach the time limit whether you are winning or losing.
5. Expect to lose. The odds are that you will lose.
6. Make it a private rule not to gamble on credit. Do not borrow money to gamble.
7. Create balance in your life. Gambling should not interfere with or substitute for friends, family, work or other worthwhile activities.
8. Avoid “chasing” lost money. Chances are the more you try to recoup your losses, the larger your losses will be.
9. Don’t gamble as a way to cope with emotional or physical pain. Gambling for reasons other than entertainment can lead to problems.
10. Become educated about the warning signs of problem gambling. The more you know, the better choices you can make.

PGCB REVENUE & EXPENDITURES

Fiscal Year 2022-2023

Revenues

| | |
|--------------------------|---------------------|
| Beginning Balance | |
| Operator Assessments | \$40,489,000 |
| Restricted Revenue | <u>\$7,700,000</u> |
| Available | \$48,189,000 |

Expenditures

| | |
|---|----------------------------|
| Personnel Expenditures | |
| Salaries | \$25,235,079 |
| Overtime | \$127,333 |
| Benefits | \$16,037,973 |
| Leave Payouts | \$203,339 |
| Retirement Payouts | <u>\$300,385</u> |
| Total Personnel Expenditures | \$41,603,724 |
| Operating Expenditures | |
| Travel | \$122,215 |
| Training | \$57,173 |
| Utilities/Comm | \$190,440 |
| Services | \$1,386,996 |
| Rentals/Leases | \$1,716,650 |
| Supplies | \$35,407 |
| Equipment (NFA) | \$192,317 |
| Inventory Expenses | \$8,575 |
| Other Operating Expenses | <u>\$975,771</u> |
| Total Operating Expenditures | <u>\$4,685,545</u> |
| TOTAL EXPENDITURES | <u>\$46,289,269</u> |
| Revenues Over (Under) Expenditures | \$1,899,731 |

Note: Expenditure figures as of July 31, 2023.

PUBLIC MEETINGS & EXECUTIVE SESSIONS

The Pennsylvania Gaming Control Board convenes public meetings monthly to conduct its business and render decisions on applications, petitions and reports and recommendations. In order to complete its work timely and efficiently, the Board may convene more than one public meeting during a single month. It is customary for the Board to conduct an executive session the day prior to a public meeting for the purpose of discussing matters confidential under the state's Sunshine Law. An agenda is prepared for these executive sessions and the agenda is posted to the Board's website prior

to that meeting. Additionally, the Board may consider matters that necessitate a hearing and these matters are conducted immediately prior to a scheduled public meeting. When the hearing is concluded, the Board's Chair may call for an executive session to engage in quasi-judicial deliberations regarding the matters which were the subject of the hearing. A log of executive sessions held by the Board during fiscal year 2022-2023, including reference to the agenda posted on the Board's website, is set forth below:

PENNSYLVANIA GAMING CONTROL BOARD - EXECUTIVE SESSION LOG FY 2022/2023

7/19/2022

See Agenda Posted on PGCB Website under "Meetings" Link

8/16/2022

See Agenda Posted on PGCB Website under "Meetings" Link

9/20/2022

See Agenda Posted on PGCB Website under "Meetings" Link

10/18/2022

See Agenda Posted on PGCB Website under "Meetings" Link

11/15/2022

See Agenda Posted on PGCB Website under "Meetings" Link

12/13/2022

See Agenda Posted on PGCB Website under "Meetings" Link

12/14/2022

Quasi-judicial deliberation regarding an Oral Argument held on 12/14/2022. See Agenda posted on Gaming Control Board website under "Meetings" Link

1/24/2023

See Agenda Posted on PGCB Website under "Meetings" Link

1/25/2023

Quasi-judicial deliberation regarding a Public Hearing held on 1/25/2023. See Agenda posted on Gaming Control Board website under "Meetings" Link

2/21/2023

See Agenda Posted on PGCB Website under "Meetings" Link

3/21/2023

See Agenda Posted on PGCB Website under "Meetings" Link

3/22/2023

Quasi-judicial deliberation regarding a Report and Recommendation held on 3/22/2023

See Agenda posted on Gaming Control Board website under "Meetings" Link

4/25/2023

See Agenda Posted on PGCB Website under "Meetings" Link

4/26/2023

Quasi-judicial deliberation regarding a Report and Recommendation held on 4/26/2023

See Agenda posted on Gaming Control Board website under "Meetings" Link

5/23/2023

See Agenda Posted on PGCB Website under "Meetings" Link

6/27/2023

See Agenda Posted on PGCB Website under "Meetings" Link



GAMING OVERVIEW IN PENNSYLVANIA

Legalized gaming regulated by the Pennsylvania Gaming Control Board continued to grow year over year with an overall increase in revenue of 9.34% in FY 2022/2023. Four of the six categories of gaming showed increases which produced a tax revenue record \$2.36 billion for the fiscal year, an increase of over \$200 million over the previous fiscal year.

Retail Casinos

Pennsylvania's gaming industry welcomed one new casino in the fiscal year bringing the total casino count to 17. Together, retail revenue (slots and table games) at these casinos reached a record amount of \$3.4 billion eclipsing the previous fiscal year high. Separately, slot machine revenue rose 1.74% and tables games revenue declined 4.11%. (More information can be found about retail casinos on page 17).

i-Gaming

Interactive gaming continued to grow during a fiscal year that saw the addition of two new i-Gaming websites, increasing the total number of sites to 20 associated with 11 certificate holders. The new sites were Tropicana Casino PA under the Harrah's Philadelphia Casino certificates and Bally Casino PA, which is the first i-Gaming site not associated with an existing Pennsylvania casino and known as a Qualified Gaming Entity (QGE). i-Gaming revenue increased by 24% to \$1.5 billion this fiscal year, up from \$1.2 billion in the previous fiscal year. (More information can be found about i-Gaming on Pages 18-19).

Sports Wagering

Sports wagering site options also increased to 19 retail locations at retail casinos or off-track wagering facilities and 13 online sports wagering sites. In Fiscal Year 2022/2023, \$7.2 billion was wagered on sporting events generating \$491 million in revenue, a 56% increase over revenue in the prior fiscal year. (More information can be found about Sports Wagering on Page 20)

Video Gaming Terminals at Truck Stops

The number of Video Gaming Terminal locations at qualified truck stops rose from 65 to 69 during Fiscal Year 2022/2023. All Licensed establishments are equipped with the maximum of 5 machines under one of four licensed VGT Operators. This increased the total number of VGTs from 325 to 345 resulting in a revenue increase of 1.28% to \$42 million and generating tax revenue of \$21 million during the fiscal year. (More information can be found about VGT's at Truck Stops on Page 21)

Fantasy Sports Contests

There are currently eleven Fantasy Contest Operators operating in Pennsylvania, up from nine at the end of last fiscal year. However, Fantasy Sports Contests revenue saw a decline of 24% over the fiscal year from \$27 million to \$20 million in Fiscal Year 2022/2023. (More information can be found about Fantasy Sports Contests on Page 22).



RETAIL CASINOS

Pennsylvania saw the opening of one new casino in Fiscal Year 2022/2023, bringing the total count to 17 facilities. The breakdown of that number consists of six Category 1 facilities (horse racing tracks), five Category 2 facilities (stand-alone), two Category 3 facilities (resorts) and four Category 4 facilities (mini-casinos). The newest facility to open was Parx Casino Shippensburg in January 2023 within a closed retail space, at 250 Conestoga Dr in Shippensburg Township, Cumberland County and is a Category 4 casino.

Together, revenue (slots and table games) at Pennsylvania casinos reached a record amount of \$3.4 billion, eclipsing the previous high achieved last fiscal year. A further breakdown of tables games revenue shows that banked games (Blackjack, roulette, etc.) declined by 5% to \$844 million, non-banked games (Poker) increased 7% to \$49 million, fully automated tables games increased by 83% to \$6.7 million and hybrid table games increased 1.6% to \$33 million.

In all, casinos generated a little over \$1.4 billion in tax revenue for the Commonwealth during the fiscal year, with slot machines generating \$1.25 billion and table games generating \$158 million.

To meet market demands and competition, casinos continued to upgrade their facilities with new slot machines and table games as well as capital improvement projects. A few examples of improvements include the opening of a new hotel at Rivers Casino Pittsburgh, the installation of new carpeting at several facilities (a major undertaking), numerous new restaurants and casino floor redesigns to facilitate the adaptation of new types of slot machines and table games.

| Type | Revenue |
|-------------------------------|------------------------|
| Slots Machines | \$2,452,239,440 |
| Tables Games Banked Games | \$884,530,898 |
| Tables Games Non-banked Games | \$49,159,723 |
| Tables Hybrid Games | \$33,539,718 |
| Tables Fully Automated Games | \$6,787,774 |
| Total Revenue | \$3,426,257,552 |

| Type | Tax |
|--------------------|------------------------|
| Slots Machines Tax | \$1,246,438,542 |
| Tables Games Tax | \$158,150,744 |
| Total Tax | \$1,404,589,286 |



View outside and inside of the new Parx Casino Shippensburg opened in January 2023

INTERACTIVE GAMING

Interactive gaming revenue reached \$1.5 billion during Fiscal Year 2022/2023, generating \$652 million in tax revenue. The fiscal year's amount marked a 24% increase over the previous year.

A breakdown of this revenue shows that interactive slot machines for the first time eclipsed the \$1 billion mark, up 26.5% over the previous year, while interactive table games increased to \$428 million, up 22.6% over the previous year. The only interactive gaming sector to see a decrease was poker which had revenue of \$32 million in the fiscal year, down 9.4% over the previous year.

Board staff, led by its i-Gaming Unit, oversaw the launch of two new i-Gaming sites: Caesars Sportsbook & Casino in September operated by Harrah's Philadelphia and Bally Casino in June operated by Bally Pennsylvania. Bally is the first Qualified Gaming Entity to be approved for licensure in Pennsylvania. A Qualified Gaming Entity is an approved operator that does not have a land-based casino presence in Pennsylvania but is deemed suitable for one or more of three i-Gaming certificates – non-peer-to-peer interactive games that simulate slot machines, non-peer-to-peer

interactive games that simulate table games and peer-to-peer games (poker).

The i-Gaming Unit also oversaw the rebranding of an existing website offered by Harrah's Philadelphia, Tropicana Casino, which launched in April 2023 and offers internet-based simulated slot machines and table games. Additionally, Valley Forge Casino Resort migrated its Stardust Casino website to a new gaming platform in May 2023. Both new launches and platform migrations are overseen by the i-Gaming Unit to ensure that the websites comply with the Gaming Act and the Board's regulations.

These additions brought the total number of i-Gaming sites in Pennsylvania to 20. Additionally, one i-Gaming website (TwinSpires Casino & Sportsbook) operated by Presque Isle Downs & Casino ceased operations in April.

Another segment of the i-Gaming market that continues to increase in popularity is Live Dealer Studio Table Games. In a live dealer studio, dealers conduct the games just as they would in a brick-and-mortar casino, such as dealing cards and spinning a roulette wheel. Players online can

i-Gaming Revenue/Tax Generated in FY 2022/2023

| | |
|------------------------------------|------------------------|
| i-Gaming Revenue Total | \$1,532,761,065 |
| iSlots Revenue | \$1,072,334,661 |
| iTables Revenue | \$428,513,296 |
| iPoker Revenue | \$31,913,108 |
| i-Gaming Tax Total | \$652,554,334 |
| iSlots State Tax (34%) | \$364,593,785 |
| iSlots CFA County Grants (13%) | \$139,403,506 |
| iSlots Local Share Assessment (5%) | \$53,616,733 |
| iSlots Local Share Assessment (2%) | \$21,446,693 |
| iTables State Tax | \$59,991,861 |
| iTables Local Share Assessment | \$8,570,266 |
| iPoker State Tax | \$4,315,053 |
| iPoker Local Share Assessment | \$616,436 |



observe the gameplay in real-time and wager on a casino website or app. Live Dealer Studio Games revenue now accounts for more than 50% of the interactive table games revenue, opposed to random number generator games that simulate the play of table games. As of June 30, 2023, Evolution Gaming, currently the only live dealer studio in Pennsylvania, had 75 live dealer tables that can be played on 19 websites.

Prior to offering an i-Gaming website, each operator must:

- demonstrate the ability to offer its games in an environment that is secure and offers protection for Pennsylvania consumers;
- offers only games that have passed regulatory standards; and
- follows internal controls for all aspects of their operations.

Additionally, i-Gaming sites are continually monitored to ensure they contain all information required per the Board's regulations such as the "PGCB Licensed and Regulated" logo, responsible gaming information, and terms and conditions for the players.

| Casino Affiliations | Website |
|--|--|
| Harrah's Philadelphia | Caesars WSOP Tropicana |
| Mohegan Pennsylvania Parx Casino | Unibet betParx |
| Mount Airy Casino Resort | PokerStars Hollywood Casino |
| Hollywood Casino at Penn National Race Course | DraftKings BetMGM PointsBet Barstool PlayLive! |
| Live! Casino Philadelphia | Betway PlaySugarHouse |
| Rivers Casino Philadelphia | Borgata BetRivers |
| Valley Forge Casino Resort | FanDuel Stardust |
| Wind Creek Bethlehem Bally's Pennsylvania | WindCreek Bally's |



SPORTS WAGERING

In Fiscal Year 2022/2023, \$7.2 billion was wagered on sporting events in Pennsylvania. This represents a 2% increase when compared to the prior fiscal year. However, sports wagering taxable revenue was \$491 million, representing an increase of 56% over the previous fiscal year. Both of these figures were new records in what is now the fifth year of sports wagering in the Commonwealth.

The number of sports wagering operators showed no change with the addition of only one retail sports wagering site located at Parx Casino Shippensburg buffered against one online site leaving the market (TwinSpires). There are a total of 19 retail sports wagering locations and a total of 13 sports wagering online sites currently operating in Pennsylvania.

Sports wagering operators, which must be certified under an existing casino license, are authorized to offer betting on more than 40 sports.

Before a new sports wagering operator can open or launch in Pennsylvania, it must demonstrate to Board staff, through a soft launch process, that live sports wagering is ready to be offered to the public and in compliance with both the Gaming Act and Board regulations.

| Retail Sports Wagering | Online Sports Wagering |
|-----------------------------------|------------------------|
| Harrah's Philadelphia | Caesars |
| Hollywood Casino at Penn National | Barstool |
| Hollywood Casino at the Meadows | DraftKings |
| Hollywood Casino Morgantown | BetMGM |
| Hollywood Casino York | PointsBet |
| Live! Casino Philadelphia | Betway |
| Live! Casino Pittsburgh | |
| Mohegan Pennsylvania | Unibet |
| Mohegan Sun at Lehigh Valley | |
| Mount Airy Casino Resort | Fox Bet |
| Parx Casino | betParx |
| Parx Malvern | |
| Parx Shippensburg | |
| Parx South Philadelphia | |
| Presque Isle Downs Casino | |
| Rivers Casino Philadelphia | PlaySugarHouse |
| Rivers Casino Pittsburgh | BetRivers |
| Valley Forge Casino Resort | FanDuel |
| Wind Creek Bethlehem | Wind Creek Casino |

| Sports Wagering | FY22/23 |
|-------------------|-----------------|
| Handle Retail | \$519,500,233 |
| Handle Online | \$6,702,777,091 |
| Total Handle | \$7,222,277,324 |
| Revenue Retail | \$51,494,444 |
| Revenue Online | \$440,466,168 |
| Total Revenue | \$491,960,612 |
| State Tax Total | \$167,266,608 |
| Local Share Total | \$9,839,212 |
| Total Tax | \$177,105,820 |



VIDEO GAMING TERMINALS AT TRUCK STOPS

There was continued growth of the Video Gaming Terminals at Truck Stops during Fiscal Year 2022/2023. By the end of the fiscal year, there were a total of 69 facilities in 33 counties offering VGTs compared to 65 facilities in 31 counties at the close of the previous fiscal year. VGT machine count increased from 325 to 345 over the same period.

The 69 facilities generated \$42.1 million in revenue during FY 2022/2023 while paying \$17.6 million in state tax and an additional \$4.2 million in tax to benefit local projects across Pennsylvania.

Machines at VGT facilities are operated under licensed VGT Terminal Operators. At the close of the fiscal year, there were 14 VGT Terminal Operators licensed by the PGCB, but only four that currently have machines in truck stop facilities in Pennsylvania.

It is also important to note that collectively over 1,400 individuals have been licensed/permitted/registered for involvement in some level of operation and oversight of the VGTs at these facilities

A Truck Stop Establishment that wishes to offer VGT gaming must meet the following criteria:

- have a diesel island;
- sell an average of 50,000 gallons of diesel per month;
- be located on at least 3 acres of property not owned by the Pennsylvania Turnpike Commission;
- have at least 20 dedicated commercial parking spaces;
- have a convenience store; and,
- be a Pennsylvania Lottery sales agent.

Prior to offering VGT play to the public, an operator must go through an onsite inspection and meet minimum opening requirements. All operators must have individuals licensed by the PGCB and those individuals must have completed problem gambling training. Also, the VGT area must be separated from the rest of the establishment by a physical barrier with only one point of entry/exit and they must have camera surveillance coverage of the entire gaming area.

All VGT establishments must offer copies of compulsive and problem gaming handouts developed by the Board and have them conspicuously displayed, along with signs containing the phrase, "If you or someone you know has a gambling problem, help is available. Call 1-800-GAMBLER".

VGT Terminal Operators:

- Accel Entertainment Gaming (PA), LLC*
- Coleman Music and Entertainment, LLC
- Compass Gaming, LLC
- Commonwealth Gaming, LLC
- Golden Route Operations-Pennsylvania, LLC
- J&J Ventures Gaming of Pennsylvania, LLC*
- Jango Entertainment, LLC*
- Legacy Gaming, LLC
- Lucky Day Gaming Pennsylvania LLC
- Marquee by Penn, LLC*
- Shah VGT Services, Inc.
- Social Gaming LLC
- Triple Diamond Gaming, LLC
- Venture Gaming LLC

**have operating machines in qualified truck stops*

VGT Terminal Operators Revenue/Tax Generated in FY 2022/2023

| VGT Terminal Operators | Number of Facilities | Gaming Revenue | State Tax | Local Share Tax |
|----------------------------|----------------------|---------------------|---------------------|--------------------|
| Marquee by Penn | 30 | \$25,215,067 | \$10,590,328 | \$2,521,507 |
| J&J Ventures Gaming | 28 | \$12,643,388 | \$5,310,223 | \$1,264,339 |
| Jango Entertainment | 10 | \$4,254,228 | \$1,786,776 | \$425,423 |
| Accel Entertainment Gaming | 1 | \$1,909 | \$802 | \$191 |
| Fiscal Year Total | 69 | \$42,114,593 | \$17,688,129 | \$4,211,459 |

**J&J Ventures Gaming acquired Commonwealth Gaming during September 2022, revenue & establishment tax figures are derived by combining the two entities*



FANTASY SPORTS CONTESTS


Fantasy Sports Contests operators saw a significant 24% decrease in revenue produced during Fiscal Year 2022/2023 generating \$20.6 million in revenue compared to \$27.3 million in the previous fiscal year. Of the 11 operators reporting revenue, five reported decreases in revenue, four reported increases in revenue, and two were new to the market. The 11 operators generated \$3.1 million in state tax during fiscal year 2022/2023.

Fantasy Sport Contests operators are required to be licensed by and subject to oversight by the Board so that anyone that enters a contest is assured that each licensed operator

meets standards set out in both the law and regulations. Additionally, Pennsylvania law requires licensed Fantasy Sports Contests operators to offer contests to “beginners”, thus separating highly experienced players into a different level of contests.

The licensing and regulation of the Fantasy Sports Contests operators allowed for the calculation of revenue and taxes owed to the Commonwealth based upon entries made while the player is within Pennsylvania. That tax rate is 15% of the adjusted revenue, with the tax revenue going to the state’s General Fund.

| Fantasy Contest Operators | Fantasy Contest Fees | Fantasy Contest Revenue | Fantasy Contest Tax |
|--------------------------------|----------------------|-------------------------|---------------------|
| DraftKings | \$121,404,730 | \$12,944,896 | \$1,941,734 |
| FanDuel | \$65,535,702 | \$6,320,188 | \$948,028 |
| UnderDog Sports | \$3,257,034 | \$673,891 | \$101,084 |
| JDAD | \$1,844,613 | \$276,496 | \$41,474 |
| Yahoo | \$3,638,086 | \$246,225 | \$36,934 |
| SportsHub Technologies | \$640,015 | \$80,179 | \$12,027 |
| Fantasy Sports Gaming, LLC | \$578,507 | \$78,631 | \$11,795 |
| DataForce | \$196,846 | \$32,747 | \$4,912 |
| No House Advantage | \$19,142 | \$14,478 | \$2,172 |
| OwnersBox | \$43,844 | \$813 | \$122 |
| Jock MKT | \$53,484 | -\$349 | -\$52 |
| Fiscal Year 22/23 Total | \$197,212,003 | \$20,668,195 | \$3,100,229 |



DON'T GAMBLE WITH KIDS

In November 2022, the Board launch a new awareness campaign aimed at preventing minors from being left unattended while an adult supervisor (parent, relative, guardian) gambles in a casino.

The “Don’t Gamble with Kids” campaign was spurred by the Board’s concern over the number of minors who are being left in vehicles in casino parking lots, hotel rooms and food courts attached to or near a Pennsylvania casino. The campaign includes television public service announcements, social media posts and videos, printed materials, and a website, www.DontGamblewithKids.org.

The campaign is also designed to provide adult caregivers who may choose to leave a child unattended to enter a casino with information on the potential consequences of their actions.

These include:

- Up to a lifetime ban by the individual casino in which the incident took place;
- Placement on the Board’s publicly available Exclusion List, in which individuals lose the privileges of entering all casinos in the Commonwealth;
- Criminal charges filed by law enforcement; and,
- Investigation by the applicable county’s Department of Children and Youth Services.

Additionally, Commonwealth casinos have stepped up awareness and enforcement to help mitigate the problem. Casinos have posted a significant amount of signage outside and inside

their facilities, upgraded parking lot and parking garage security cameras with infrared capabilities to provide better nighttime detection, and heightened security surveillance in parking areas.

It is hoped this campaign also raised awareness not only for those who gamble and are responsible for children, but also for the gaming public to “see something and say something” if they come across children at risk at a casino. There has been broad evidence of this occurring as numerous detections of a minor left unattended had been initiated by a casino patron.

In 2022, the Board’s Bureau of Casino Compliance had recorded 303 incidents involving 486 minors who were left unattended while one or more of the adults responsible for them chose to gamble in a casino. Included in the number were 76 who were 6 years old or under.

When an adult chooses to leave a minor or minors unattended to gamble, it is likely that this individual may be exhibiting signs of a compulsive gambling problem. To that end, there is a link on the campaign’s website that provides the individual with information on the Board’s compulsive and problem gambling program website, www.responsibleplay.pa.gov.

There are signs that the efforts of casinos and the PGCB attention to this matter is showing some tangible results. During the first six months of 2023, the number of these incidents had dropped by 58%. At the same time, even one incident is too many and the PGCB will continue to work through the media to draw attention to this issue and support the efforts of casinos.

IT’S NEVER WORTH THE GAMBLE.



STATEWIDE TOTALS



As of June 30, 2023

15,461
Total Employment

4,918
Table Games Employees

All Figures are as of June 30, 2023

SLOT MACHINES



| | |
|---------------------------------|-----------------|
| Slot Revenue | \$2,452,239,440 |
| Tax Revenue | \$1,246,438,542 |
| Slot Win Per Day | \$257 |
| Average # of Machines in Play | 25,563 |
| Local Share Assessment (1326.1) | \$110,000,000 |

SPORTS WAGERING



| | |
|-------------------------|-----------------|
| Handle | \$7,222,277,324 |
| Sports Wagering Revenue | \$491,960,612 |
| Retail Revenue | \$51,494,444 |
| Online Revenue | \$440,466,168 |
| Tax Revenue | \$177,105,820 |

TABLE GAMES



| | |
|------------------------|---------------|
| Tables Revenue | \$974,018,112 |
| - Non-Banked (217) | \$49,159,723 |
| - Banked (1,056) | \$884,530,898 |
| - Fully Automated (15) | \$6,787,774 |
| - Hybrid (113) | \$33,539,718 |
| Tax Revenue | \$158,150,744 |

i-GAMING



| | |
|------------------|-----------------|
| i-Gaming Revenue | \$1,532,761,065 |
| i-Slots Revenue | \$1,072,334,661 |
| i-Tables Revenue | \$428,513,296 |
| i-Poker Revenue | \$31,913,108 |
| Tax Revenue | \$652,554,334 |

MOHEGAN PENNSYLVANIA



1280 PA-315
 Wilkes-Barre, PA 18702
<https://moheganpa.com>
 Plains Township
 Luzerne County



MOHEGAN PENNSYLVANIA

Harness Racino

As of June 30, 2023

974

Total Employment

215

Table Games Employees

All Figures are as of June 30, 2023

SLOT MACHINES



| | |
|---------------------------------|---------------|
| Slot Revenue | \$184,036,923 |
| Tax Revenue | \$93,157,528 |
| Slot Win Per Day | \$296 |
| Average # of Machines in Play | 1,702 |
| Local Share Assessment (1326.1) | \$10,000,000 |

SPORTS WAGERING



| | |
|-------------------------|--------------|
| Handle | \$90,264,585 |
| Sports Wagering Revenue | \$4,942,575 |
| Retail Revenue | \$3,114,671 |
| Online Revenue | \$1,827,904 |
| Tax Revenue | \$1,779,327 |

TABLE GAMES



| | |
|-----------------------|--------------|
| Tables Revenue | \$29,134,412 |
| - Non-Banked (9) | \$1,775,596 |
| - Banked (52) | \$24,725,997 |
| - Fully Automated (0) | |
| - Hybrid (4) | \$2,632,819 |
| Tax Revenue | \$4,661,506 |

i-GAMING



| | |
|------------------|--------------|
| i-Gaming Revenue | \$22,916,231 |
| i-Slots Revenue | \$17,829,660 |
| i-Tables Revenue | \$5,086,571 |
| i-Poker Revenue | |
| Tax Revenue | \$10,441,868 |

HARRAH'S PHILADELPHIA CASINO & RACETRACK



777 Harrah's Blvd.
Chester, PA 19013
caesars.com/harrahs-philly
Chester City
Delaware County



Harness Racino

As of June 30, 2023

600
Total Employment

178
Table Games Employees

All Figures are as of June 30, 2023

SLOT MACHINES



| | |
|---------------------------------|---------------|
| Slot Revenue | \$125,882,764 |
| Tax Revenue | \$63,708,703 |
| Slot Win Per Day | \$205 |
| Average # of Machines in Play | 1,682 |
| Local Share Assessment (1326.1) | \$10,000,000 |

SPORTS WAGERING



| | |
|-------------------------|---------------|
| Handle | \$297,933,503 |
| Sports Wagering Revenue | \$7,905,593 |
| Retail Revenue | \$2,653,884 |
| Online Revenue | \$5,251,709 |
| Tax Revenue | \$2,846,013 |

TABLE GAMES



| | |
|-----------------------|--------------|
| Tables Revenue | \$34,637,781 |
| - Non-Banked (0) | |
| - Banked (72) | \$32,888,754 |
| - Fully Automated (5) | \$1,584,830 |
| - Hybrid (0) | \$164,197 |
| Tax Revenue | \$6,080,887 |

i-GAMING



| | |
|------------------|--------------|
| i-Gaming Revenue | \$50,092,695 |
| i-Slots Revenue | \$31,920,792 |
| i-Tables Revenue | \$11,194,613 |
| i-Poker Revenue | \$6,977,290 |
| Tax Revenue | \$20,080,321 |

PRESQUE ISLE DOWNS AND CASINO



8199 Perry Hwy.
Erie, PA 16509
presqueisledowns.com
Summit Township
Erie County



PRESQUE ISLE DOWNS & CASINO

Thoroughbred Racino

As of June 30, 2023

521
Total Employment

139
Table Games Employees

All Figures are as of June 30, 2023

SLOT MACHINES



| | |
|---------------------------------|--------------|
| Slot Revenue | \$94,398,180 |
| Tax Revenue | \$47,785,132 |
| Slot Win Per Day | \$177 |
| Average # of Machines in Play | 1,470 |
| Local Share Assessment (1326.1) | \$10,000,000 |

SPORTS WAGERING



| | |
|-------------------------|--------------|
| Handle | \$24,188,122 |
| Sports Wagering Revenue | \$2,790,741 |
| Retail Revenue | \$2,577,609 |
| Online Revenue | \$213,132 |
| Tax Revenue | \$1,004,667 |

TABLE GAMES



| | |
|-----------------------|--------------|
| Tables Revenue | \$12,746,246 |
| - Non-Banked (7) | |
| - Banked (31) | \$11,646,929 |
| - Fully Automated (0) | |
| - Hybrid (4) | \$1,099,317 |
| Tax Revenue | \$2,039,399 |

i-GAMING



| | |
|------------------|-------------|
| i-Gaming Revenue | \$2,431,559 |
| i-Slots Revenue | \$1,914,448 |
| i-Tables Revenue | \$517,111 |
| i-Poker Revenue | |
| Tax Revenue | \$1,116,540 |

HOLLYWOOD CASINO AT THE MEADOWS



210 Racetrack Rd.
Washington, PA 15301
meadowsgaming.com
North Strabane Township
Washington County

HOLLYWOOD Casino® AT THE MEADOWS

Harness Racino

As of June 30, 2023

678

Total Employment

192

Table Games Employees

All Figures are as of June 30, 2023

SLOT MACHINES



| | |
|---------------------------------|---------------|
| Slot Revenue | \$169,229,624 |
| Tax Revenue | \$85,655,650 |
| Slot Win Per Day | \$231 |
| Average # of Machines in Play | 2,006 |
| Local Share Assessment (1326.1) | \$10,000,000 |

SPORTS WAGERING



| | |
|-------------------------|-----------------|
| Handle | \$1,949,839,880 |
| Sports Wagering Revenue | \$109,945,437 |
| Retail Revenue | \$2,100,078 |
| Online Revenue | \$107,845,359 |
| Tax Revenue | \$39,580,357 |

TABLE GAMES



| | |
|-----------------------|--------------|
| Tables Revenue | \$27,632,138 |
| - Non-Banked (14) | \$671,998 |
| - Banked (68) | \$25,127,389 |
| - Fully Automated (8) | \$1,326,585 |
| - Hybrid (4) | \$506,166 |
| Tax Revenue | \$4,872,181 |

i-GAMING



| | |
|------------------|--|
| i-Gaming Revenue | |
| i-Slots Revenue | |
| i-Tables Revenue | |
| i-Poker Revenue | |
| Tax Revenue | |

MOUNT AIRY CASINO RESORT



312 Woodland Rd.
Mt. Pocono, PA 18344
mountairycasino.com
Paradise Township
Monroe County

Mount Airy CASINO ♦ RESORT

Stand Alone Casino

As of June 30, 2023

857

Total Employment

263

Table Games Employees

All Figures are as of June 30, 2023

SLOT MACHINES



| | |
|---------------------------------|---------------|
| Slot Revenue | \$156,013,282 |
| Tax Revenue | \$78,919,783 |
| Slot Win Per Day | \$260 |
| Average # of Machines in Play | 1,646 |
| Local Share Assessment (1326.1) | \$10,000,000 |

SPORTS WAGERING




| | |
|-------------------------|--------------|
| Handle | \$81,058,462 |
| Sports Wagering Revenue | \$5,921,413 |
| Retail Revenue | \$659,092 |
| Online Revenue | \$5,262,321 |
| Tax Revenue | \$2,131,708 |

TABLE GAMES




| | |
|-----------------------|--------------|
| Tables Revenue | \$38,403,947 |
| - Non-Banked (12) | \$1,183,664 |
| - Banked (69) | \$35,786,348 |
| - Fully Automated (0) | |
| - Hybrid (3) | \$1,433,935 |
| Tax Revenue | \$6,144,631 |

i-GAMING



| | |
|------------------|--------------|
| i-Gaming Revenue | \$56,655,667 |
| i-Slots Revenue | \$24,590,382 |
| i-Tables Revenue | \$12,475,980 |
| i-Poker Revenue | \$19,589,305 |
| Tax Revenue | \$18,357,876 |

HOLLYWOOD CASINO AT PENN NATIONAL RACE COURSE



777 Hollywood Blvd.
Grantville, PA 17028
hollywoodpnrc.com
East Hanover Township
Dauphin County

HOLLYWOOD Casino

— AT PENN NATIONAL RACE COURSE —

Thoroughbred Racino

As of June 30, 2023

701
Total Employment

159
Table Games Employees

All Figures are as of June 30, 2023

SLOT MACHINES



| | |
|---------------------------------|---------------|
| Slot Revenue | \$150,607,337 |
| Tax Revenue | \$76,218,991 |
| Slot Win Per Day | \$232 |
| Average # of Machines in Play | 1,783 |
| Local Share Assessment (1326.1) | \$10,000,000 |

SPORTS WAGERING



| | |
|-------------------------|---------------|
| Handle | \$410,909,428 |
| Sports Wagering Revenue | \$19,203,892 |
| Retail Revenue | \$1,816,362 |
| Online Revenue | \$17,387,531 |
| Tax Revenue | \$6,913,401 |

TABLE GAMES



| | |
|-----------------------|--------------|
| Tables Revenue | \$26,251,247 |
| - Non-Banked (17) | |
| - Banked (51) | \$23,954,221 |
| - Fully Automated (0) | \$578,342 |
| - Hybrid (5) | \$1,718,683 |
| Tax Revenue | \$4,396,836 |

i-GAMING



| | |
|------------------|---------------|
| i-Gaming Revenue | \$648,190,647 |
| i-Slots Revenue | \$440,544,658 |
| i-Tables Revenue | \$203,595,493 |
| i-Poker Revenue | \$4,050,496 |
| Tax Revenue | \$271,073,935 |

WIND CREEK BETHLEHEM CASINO



77 Wind Creek Blvd.
Bethlehem, PA 18015
windcreekbethlehem.com
City of Bethlehem
Northampton County



WIND CREEK®
BETHLEHEM

Stand Alone Casino

As of June 30, 2023

1,598
Total Employment

711
Table Games Employees

All Figures are as of June 30, 2023

SLOT MACHINES



| | |
|---------------------------------|---------------|
| Slot Revenue | \$278,870,867 |
| Tax Revenue | \$141,037,485 |
| Slot Win Per Day | \$301 |
| Average # of Machines in Play | 2,553 |
| Local Share Assessment (1326.1) | \$10,000,000 |

SPORTS WAGERING



| | |
|-------------------------|--------------|
| Handle | \$28,327,098 |
| Sports Wagering Revenue | \$1,066,283 |
| Retail Revenue | \$1,190,310 |
| Online Revenue | -\$124,026 |
| Tax Revenue | \$383,862 |

TABLE GAMES



| | |
|-----------------------|---------------|
| Tables Revenue | \$236,722,475 |
| - Non-Banked (17) | \$7,382,171 |
| - Banked (157) | \$217,361,419 |
| - Fully Automated (0) | |
| - Hybrid (43) | \$11,978,885 |
| Tax Revenue | \$37,875,596 |

i-GAMING



| | |
|------------------|--------------|
| i-Gaming Revenue | \$20,463,527 |
| i-Slots Revenue | \$17,598,367 |
| i-Tables Revenue | \$2,865,160 |
| i-Poker Revenue | |
| Tax Revenue | \$9,961,544 |

RIVERS CASINO PITTSBURGH



777 Casino Dr.
Pittsburgh, PA 15212
riverscasino.com/pittsburgh
City of Pittsburgh
Allegheny County



Stand Alone Casino

As of June 30, 2023

1,602
Total Employment

513
Table Games Employees

All Figures are as of June 30, 2023

SLOT MACHINES



| | |
|---------------------------------|---------------|
| Slot Revenue | \$269,502,609 |
| Tax Revenue | \$136,311,756 |
| Slot Win Per Day | \$310 |
| Average # of Machines in Play | 2,385 |
| Local Share Assessment (1326.1) | \$10,000,000 |

SPORTS WAGERING



| | |
|-------------------------|---------------|
| Handle | \$331,020,182 |
| Sports Wagering Revenue | \$19,165,444 |
| Retail Revenue | \$5,412,226 |
| Online Revenue | \$13,753,218 |
| Tax Revenue | \$6,899,560 |

TABLE GAMES



| | |
|-----------------------|--------------|
| Tables Revenue | \$88,803,676 |
| - Non-Banked (30) | \$6,114,120 |
| - Banked (88) | \$79,497,169 |
| - Fully Automated (0) | |
| - Hybrid (11) | \$3,192,387 |
| Tax Revenue | \$14,208,588 |

i-GAMING



| | |
|------------------|--|
| i-Gaming Revenue | |
| i-Slots Revenue | |
| i-Tables Revenue | |
| i-Poker Revenue | |
| Tax Revenue | |

RIVERS CASINO PHILADELPHIA



1001 N. Delaware Ave.
Philadelphia, PA 19125
riverscasino.com/philadelphia
City of Philadelphia
Philadelphia County



Stand Alone Casino

As of June 30, 2023

1,138
Total Employment

435
Table Games Employees

All Figures are as of June 30, 2023

SLOT MACHINES



| | |
|---------------------------------|---------------|
| Slot Revenue | \$132,032,312 |
| Tax Revenue | \$64,147,723 |
| Slot Win Per Day | \$234 |
| Average # of Machines in Play | 1,547 |
| Local Share Assessment (1326.1) | \$10,000,000 |

SPORTS WAGERING



| | |
|-------------------------|---------------|
| Handle | \$230,519,149 |
| Sports Wagering Revenue | \$12,525,491 |
| Retail Revenue | \$7,375,073 |
| Online Revenue | \$5,150,418 |
| Tax Revenue | \$4,509,177 |

TABLE GAMES



| | |
|-----------------------|--------------|
| Tables Revenue | \$96,570,094 |
| - Non-Banked (23) | \$7,082,580 |
| - Banked (101) | \$86,127,621 |
| - Fully Automated (0) | \$1,197,401 |
| - Hybrid (12) | \$2,162,493 |
| Tax Revenue | \$15,858,332 |

i-GAMING



| | |
|------------------|---------------|
| i-Gaming Revenue | \$330,867,135 |
| i-Slots Revenue | \$285,254,001 |
| i-Tables Revenue | \$44,317,118 |
| i-Poker Revenue | \$1,296,016 |
| Tax Revenue | \$161,319,980 |

VALLEY FORGE CASINO RESORT



1160 1st Ave.
King of Prussia, PA 19406
vfcasino.com
Upper Marion Township
Montgomery County



VALLEY FORGE CASINO
RESORT
Resort

As of June 30, 2023

620
Total Employment

212
Table Games Employees

All Figures are as of June 30, 2023

SLOT MACHINES



| | |
|---------------------------------|---------------|
| Slot Revenue | \$103,348,594 |
| Tax Revenue | \$54,341,962 |
| Slot Win Per Day | \$333 |
| Average # of Machines in Play | 850 |
| Local Share Assessment (1326.1) | |

SPORTS WAGERING



| | |
|-------------------------|-----------------|
| Handle | \$2,739,158,458 |
| Sports Wagering Revenue | \$255,450,552 |
| Retail Revenue | \$2,286,435 |
| Online Revenue | \$253,164,117 |
| Tax Revenue | \$91,962,199 |

TABLE GAMES



| | |
|-----------------------|--------------|
| Tables Revenue | \$31,754,019 |
| - Non-Banked (0) | |
| - Banked (50) | \$31,754,019 |
| - Fully Automated (0) | |
| - Hybrid (0) | |
| Tax Revenue | \$5,080,643 |

i-GAMING



| | |
|------------------|---------------|
| i-Gaming Revenue | \$309,306,462 |
| i-Slots Revenue | \$176,020,653 |
| i-Tables Revenue | \$133,285,809 |
| i-Poker Revenue | |
| Tax Revenue | \$116,376,882 |

LADY LUCK CASINO NEMACOLIN



4067 National Pike
Farmington, PA 15437
ladylucknemaquin.com
Wharton Township
Fayette County



Resort

As of June 30, 2023

1,354
Total Employment

33
Table Games Employees

All Figures are as of June 30, 2023

SLOT MACHINES



| | |
|---------------------------------|--------------|
| Slot Revenue | \$18,808,623 |
| Tax Revenue | \$9,885,142 |
| Slot Win Per Day | \$86 |
| Average # of Machines in Play | 600 |
| Local Share Assessment (1326.1) | |

SPORTS WAGERING



| | |
|-------------------------|--|
| Handle | |
| Sports Wagering Revenue | |
| Retail Revenue | |
| Online Revenue | |
| Tax Revenue | |

TABLE GAMES



| | |
|-----------------------|-------------|
| Tables Revenue | \$1,682,043 |
| - Non-Banked (0) | |
| - Banked (26) | \$1,682,043 |
| - Fully Automated (0) | |
| - Hybrid (0) | |
| Tax Revenue | \$269,127 |

i-GAMING



| | |
|------------------|--|
| i-Gaming Revenue | |
| i-Slots Revenue | |
| i-Tables Revenue | |
| i-Poker Revenue | |
| Tax Revenue | |

PARX CASINO



2999 Street Rd.
Bensalem, PA 19020
parxcasino.com
Bensalem Township
Bucks County



Thoroughbred Racino

As of June 30, 2023

2,092
Total Employment

927
Table Games Employees

All Figures are as of June 30, 2023

SLOT MACHINES



| | |
|---------------------------------|---------------|
| Slot Revenue | \$389,942,733 |
| Tax Revenue | \$197,407,370 |
| Slot Win Per Day | \$357 |
| Average # of Machines in Play | 2,996 |
| Local Share Assessment (1326.1) | \$10,000,000 |

SPORTS WAGERING



| | |
|-------------------------|---------------|
| Handle | \$223,484,056 |
| Sports Wagering Revenue | \$18,640,307 |
| Retail Revenue | \$11,543,899 |
| Online Revenue | \$7,096,409 |
| Tax Revenue | \$6,710,511 |

TABLE GAMES



| | |
|-----------------------|---------------|
| Tables Revenue | \$202,120,541 |
| - Non-Banked (48) | \$17,004,886 |
| - Banked (115) | \$180,853,381 |
| - Fully Automated (0) | |
| - Hybrid (10) | \$4,262,274 |
| Tax Revenue | \$32,339,287 |

i-GAMING



| | |
|------------------|--------------|
| i-Gaming Revenue | \$55,460,090 |
| i-Slots Revenue | \$45,533,946 |
| i-Tables Revenue | \$9,926,144 |
| i-Poker Revenue | |
| Tax Revenue | \$26,176,514 |

LIVE! CASINO PHILADELPHIA



900 Packer Ave.
Philadelphia, PA 19148
philadelphia.livecasinohotel.com
City of Philadelphia
Philadelphia County



Stand Alone Casino

As of June 30, 2023

1,311
Total Employment

543
Table Games Employees

All Figures are as of June 30, 2023

SLOT MACHINES



| | |
|---------------------------------|---------------|
| Slot Revenue | \$131,217,827 |
| Tax Revenue | \$63,753,522 |
| Slot Win Per Day | \$176 |
| Average # of Machines in Play | 2,049 |
| Local Share Assessment (1326.1) | \$10,000,000 |

SPORTS WAGERING



| | |
|-------------------------|--------------|
| Handle | \$79,778,496 |
| Sports Wagering Revenue | \$8,039,661 |
| Retail Revenue | \$7,431,081 |
| Online Revenue | \$608,580 |
| Tax Revenue | \$2,894,278 |

TABLE GAMES



| | |
|-----------------------|---------------|
| Tables Revenue | \$103,670,742 |
| - Non-Banked (29) | \$7,078,715 |
| - Banked (111) | \$93,863,760 |
| - Fully Automated (0) | \$741,185 |
| - Hybrid (14) | \$1,987,082 |
| Tax Revenue | \$16,839,322 |

i-GAMING



| | |
|------------------|--------------|
| i-Gaming Revenue | \$35,927,504 |
| i-Slots Revenue | \$30,760,921 |
| i-Tables Revenue | \$5,166,583 |
| i-Poker Revenue | |
| Tax Revenue | \$17,437,551 |

LIVE! CASINO PITTSBURGH



5260 US-30
Greensburg, PA 15601
pittsburgh.livecasinohotel.com
Hempfield Township
Westmoreland County

Live!

CASINO

PITTSBURGH

Mini Casino

As of June 30, 2023

583

Total Employment

168

Table Games Employees

All Figures are as of June 30, 2023

SLOT MACHINES



| | |
|---------------------------------|--------------|
| Slot Revenue | \$99,202,332 |
| Tax Revenue | \$53,569,260 |
| Slot Win Per Day | \$363 |
| Average # of Machines in Play | 750 |
| Local Share Assessment (1326.1) | |

SPORTS WAGERING



| | |
|-------------------------|--------------|
| Handle | \$18,719,136 |
| Sports Wagering Revenue | \$1,162,869 |
| Retail Revenue | \$1,162,869 |
| Online Revenue | |
| Tax Revenue | \$418,633 |

TABLE GAMES



| | |
|-----------------------|--------------|
| Tables Revenue | \$15,740,780 |
| - Non-Banked (7) | \$865,993 |
| - Banked (29) | \$14,643,850 |
| - Fully Automated (0) | \$81,678 |
| - Hybrid (4) | \$149,258 |
| Tax Revenue | \$2,546,296 |

i-GAMING



| | |
|------------------|--|
| i-Gaming Revenue | |
| i-Slots Revenue | |
| i-Tables Revenue | |
| i-Poker Revenue | |
| Tax Revenue | |

HOLLYWOOD CASINO YORK



2899 Whiteford Rd
York, PA 17402
hollywoodyorkcasino.com
Springettsbury Township
York County

HOLLYWOOD Casino® YORK

Mini Casino

As of June 30, 2023

350
Total Employment

124
Table Games Employees

All Figures are as of June 30, 2023

SLOT MACHINES



| | |
|---------------------------------|--------------|
| Slot Revenue | \$80,151,601 |
| Tax Revenue | \$43,281,865 |
| Slot Win Per Day | \$395 |
| Average # of Machines in Play | 556 |
| Local Share Assessment (1326.1) | |

SPORTS WAGERING



| | |
|-------------------------|---------------|
| Handle | \$141,887,503 |
| Sports Wagering Revenue | \$4,055,548 |
| Retail Revenue | \$1,192,846 |
| Online Revenue | \$2,862,703 |
| Tax Revenue | \$1,459,997 |

TABLE GAMES



| | |
|-----------------------|--------------|
| Tables Revenue | \$16,969,217 |
| - Non-Banked (0) | |
| - Banked (24) | \$15,052,526 |
| - Fully Automated (2) | \$1,277,753 |
| - Hybrid (2) | \$638,938 |
| Tax Revenue | \$3,149,511 |

i-GAMING



| | |
|------------------|--|
| i-Gaming Revenue | |
| i-Slots Revenue | |
| i-Tables Revenue | |
| i-Poker Revenue | |
| Tax Revenue | |

HOLLYWOOD CASINO MORGANTOWN



6021 Morgantown Rd
 Morgantown, PA 19543
hollywoodmorgantowncasino.com
 Caernarvon Township
 Berks County

HOLLYWOOD *Casino* MORGANTOWN

Mini Casino

As of June 30, 2023

297
 Total Employment

94
 Table Games Employees

All Figures are as of June 30, 2023

SLOT MACHINES



| | |
|---------------------------------|--------------|
| Slot Revenue | \$55,012,871 |
| Tax Revenue | \$29,706,951 |
| Slot Win Per Day | \$205 |
| Average # of Machines in Play | 738 |
| Local Share Assessment (1326.1) | |

SPORTS WAGERING



| | |
|-------------------------|---------------|
| Handle | \$575,051,173 |
| Sports Wagering Revenue | \$21,122,879 |
| Retail Revenue | \$956,083 |
| Online Revenue | \$20,166,795 |
| Tax Revenue | \$7,604,236 |

TABLE GAMES



| | |
|-----------------------|--------------|
| Tables Revenue | \$10,519,911 |
| - Non-Banked (0) | |
| - Banked (28) | \$9,565,472 |
| - Fully Automated (0) | |
| - Hybrid (2) | \$954,439 |
| Tax Revenue | \$1,683,186 |

i-GAMING



| | |
|------------------|--|
| i-Gaming Revenue | |
| i-Slots Revenue | |
| i-Tables Revenue | |
| i-Poker Revenue | |
| Tax Revenue | |

PARX CASINO SHIPPENSBURG



250 Conestoga Dr
 Shippensburg, PA 17257
 parxcasino.com
 Shippensburg Township
 Cumberland County



Mini Casino

As of June 30, 2023

185
 Total Employment

12
 Table Games Employees

All Figures are as of June 30, 2023

SLOT MACHINES



| | |
|---------------------------------|--------------|
| Slot Revenue | \$13,980,961 |
| Tax Revenue | \$7,549,719 |
| Slot Win Per Day | \$167 |
| Average # of Machines in Play | 501 |
| Local Share Assessment (1326.1) | |

SPORTS WAGERING



| | |
|-------------------------|-----------|
| Handle | \$138,092 |
| Sports Wagering Revenue | \$21,927 |
| Retail Revenue | \$21,927 |
| Online Revenue | |
| Tax Revenue | \$7,894 |

TABLE GAMES



| | |
|-----------------------|-----------|
| Tables Revenue | \$658,843 |
| - Non-Banked (0) | |
| - Banked (28) | |
| - Fully Automated (0) | |
| - Hybrid (2) | \$658,843 |
| Tax Revenue | \$105,415 |

i-GAMING



| | |
|------------------|--|
| i-Gaming Revenue | |
| i-Slots Revenue | |
| i-Tables Revenue | |
| i-Poker Revenue | |
| Tax Revenue | |

If you or someone you know has a gambling problem,
help is available and it works
Call 1-800-GAMBLER



Pennsylvania Gaming Control Board

303 Walnut Street

Commonwealth Tower, 5th Floor

Harrisburg PA 17101

Phone: (717) 346-8300

Fax: (717) 346-8350

www.gamingcontrolboard.pa.gov

