

Asthma in Missouri 2021

Asthma is a chronic lung disease characterized by periods of wheezing, chest tightness, shortness of breath and coughing. Symptoms often occur or worsen at night or in the early morning. These symptom occurrences, often referred to as “asthma attacks,” are the result of inflammation and narrowing of the airways due to a variety of factors or “triggers.” While the specific cause of asthma is unknown, the triggers are well documented and described in the glossary along with other definitions and information on the systems.

This fact sheet describes the asthma prevalence (i.e., number of people who self-report being diagnosed by a health professional and perceive they currently have asthma), morbidity in terms of emergency department visits, hospitalizations, and deaths in Missouri as well as evidence-supported strategies for improving asthma control.

Wide spread adoption of the disease management strategies could result in healthier and more productive lives for thousands of Missourians.

PREVALENCE

- In Missouri, an estimated 449,253 adults (9.4%) and 91,030 children aged 17 years and younger (7.1%) were living with asthma in 2021.¹
- The adult and child asthma prevalence rates by region and the state are presented in Table 1 and Figure 1.
- Among adults, in 2021, the prevalence of current asthma was significantly higher among women (11.7%, 95% Confidence Interval [CI] 10.4-12.9) than men (7.1%, 95% CI 6.0-8.1); however, among children 17 years of age and younger, asthma was more common among boys (8.5%, 95% CI 6.1-10.9) than girls (5.6%, 95% CI 3.5-7.8).
- Current asthma was significantly higher among adults with less than a high school education (12.5%, 95% CI 9.2-15.8) compared to those with more than a high school education (8.1%, 95% CI 6.7-9.5) and among adults with household incomes less than \$15,000 (19.9%, 95% CI 15.9-23.8) compared to adults with household incomes at \$15,000 or more (8.6%, 95% CI 7.7-9.6).
- Among children and adults, current asthma is more common among African-Americans (see Table 2)

Table 1. Prevalence of Current Asthma among Adults, Age 18 and Older and Children Age 17 and Younger, by Region, Missouri, 2021¹

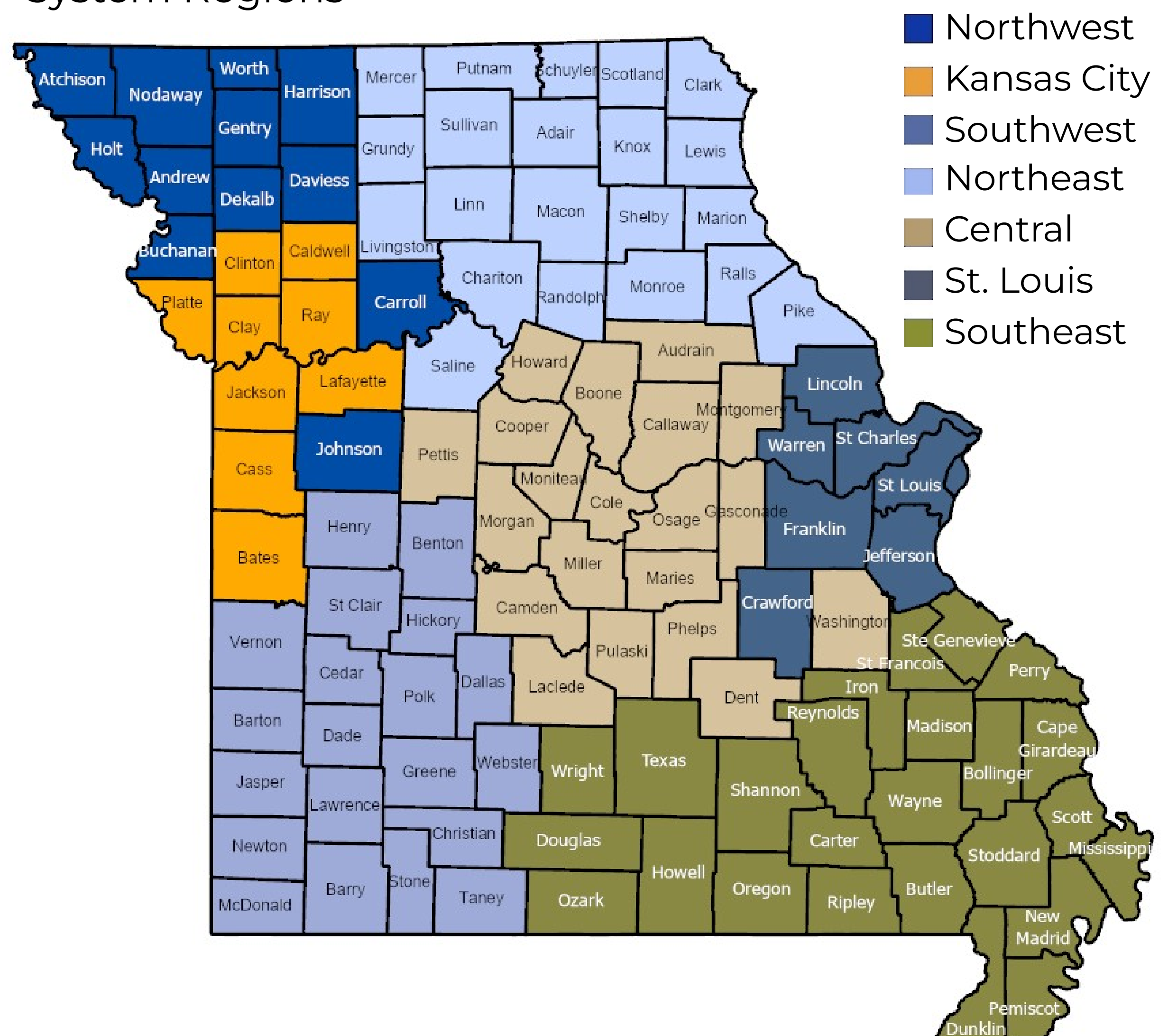
| REGION | Adults % and (CI) | Children % and (CI) |
|-------------------|-------------------|---------------------|
| Central | 10.3 % (8.6-12.1) | 8.0 % (3.9-12.1) |
| Kansas City Metro | 9.6 % (7.8-11.4) | 7.7 % (3.0-12.4) |
| Northeast | 7.5 % (5.8-9.2) | 4.7 % (2.1-7.4) |
| Northwest | 8.9 % (6.4-11.3) | 6.9 % (0.4-13.4) |
| St. Louis Metro | 9.3 % (7.6-10.9) | 6.9 % (4.0-9.9) |
| Southeast | 10.6 % (8.9-12.4) | 6.7 % (3.9-9.5) |
| Southwest | 8.8 % (6.8-10.8) | 6.9 % (2.9-10.8) |
| MISSOURI | 9.4 % (8.6-10.2) | 7.1 % (5.5-8.7) |

Table 2. Prevalence of Current Asthma among Adults and Children by Race and Ethnicity, Missouri, 2021

| RACE/ETHNICITY | Adults % and (CI) | Children % and (CI) |
|-------------------|-------------------|---------------------|
| African-American* | 11.0 % (8.2-13.8) | 14.7 % (7.6-21.7) |
| Other Minorities | 11.2 % (7.9-14.5) | 7.0 % (3.4-10.6) |
| White | 9.0 % (8.1-9.9) | 4.8 % (3.7-6.0) |

*African-American child rate is significantly higher than the white child rate

Figure 1. Missouri Behavioral Risk Factor Surveillance System Regions



ASTHMA EMERGENCY DEPARTMENT VISITS

- The age-adjusted asthma emergency department (ED) visit rate was 2.8 per 1,000 people in 2020 (Table 3).
- The highest rates were in the Kansas City Metro, St. Louis Metro and Northeast regions with the Central, Southeast and Southwest regions lower than the state average (see Table 3).
- Children under 15 years of age accounted for 27.4% of all asthma ED visits with the highest asthma ED visit rate for children ages 5 to 9 (4.8 per 1,000 people); the highest rate for adults ages 25 to 29 (4.6 per 1,000 people).
- African-Americans in Missouri were seven times more likely to visit the ED due to asthma as whites (10.9 versus 1.5 per 1,000 people, respectively).
- ED visit rates were higher among females than males when all races were combined (3.0 versus 2.7 per 1,000 people)²

ASTHMA HOSPITALIZATIONS

- The age-adjusted asthma hospitalization rate was 3.5 per 10,000 people in 2020 (Table 3).
- The highest rates were in the Kansas City Metro, St. Louis Metro and Northeast regions with the other four regions lower than the state average.
- Children under 15 years of age accounted for 39.1% percent of all Missouri hospitalizations for asthma with the highest hospitalization rate for children ages less than 5 years (11.2 per 10,000); the highest rate for adults ages 40 to 44 years (3.9 per 10,000).
- African-Americans in Missouri were six times more likely to be hospitalized due to asthma than whites (12.6 versus 2.0 per 10,000 people, respectively).
- Females had significantly more hospitalizations for asthma than males (3.9 versus 3.1 per 10,000 people).
- Charges for asthma hospitalizations dropped by 37% from 2019 to 2020, totaling over \$49M



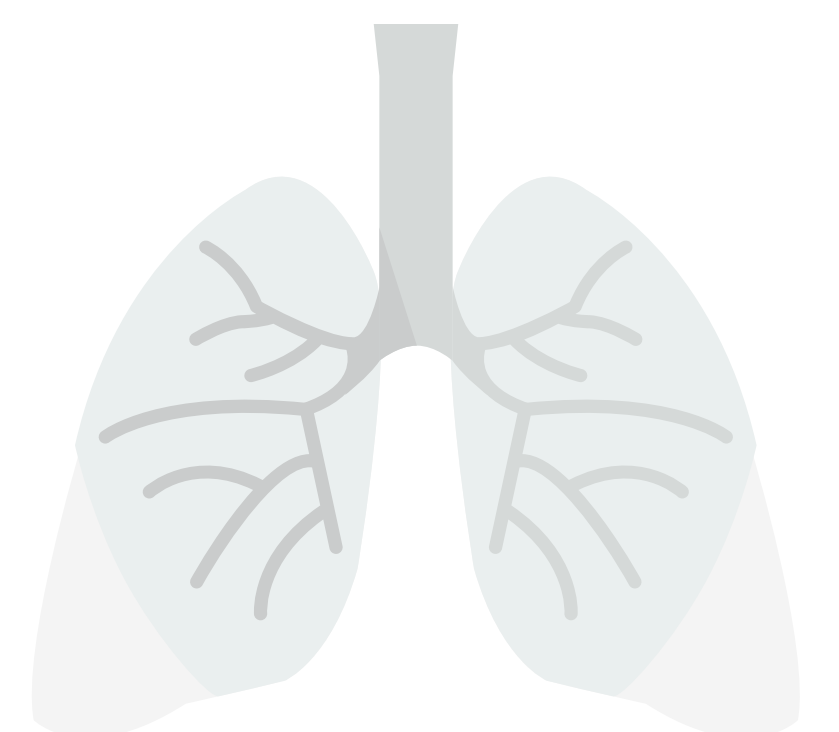
QUICK FACTS

- Over one-half million (1 in 10) Missourians have asthma
- Missouri's population is nearing 6.2 million people
- In Missouri in 2020:
 - 17,337 asthma emergency department visits
 - 2,163 asthma hospitalizations
 - Hospitalization charges totaled \$49M
 - 59 asthma deaths
 - Home based interventions that address multiple triggers and include several components have been found to improve health outcomes for children and adolescents with asthma.

Table 3. Asthma emergency department visit and hospitalization rates by region, Missouri, 2020²

| REGION | Emergency Department Rates per 1,000 Persons | Hospitalization Rates per 10,000 Persons |
|-------------------|--|--|
| Central | 2.2 % (2.1-2.3) ^L | 2.2 % (1.9-2.6) ^L |
| Kansas City Metro | 3.6 % (3.5-3.7) ^H | 4.0% (3.7-4.4) ^H |
| Northeast | 3.2 % (2.9-3.4) ^H | 6.1% (5.2-7.2) ^H |
| Northwest | 2.8 % (2.6-3.0) ^{NS} | 2.4% (1.9-3.2) ^L |
| St. Louis Metro | 3.2 % (3.1-3.3) ^H | 4.0% (3.7-4.3) ^H |
| Southeast | 2.1 % (2.0-2.2) ^L | 2.4% (2.0-2.8) ^L |
| Southwest | 1.8 % (1.7-1.9) ^L | 2.7% (2.4-3.1) ^L |
| MISSOURI | 2.8 % (2.8-2.9) | 3.5% (3.4-3.7) |

L = Regional rate is statistically significantly lower than the state rate
 H = Regional rate is statistically significantly higher than the state rate
 NS = Regional rate is not significantly different from the state rate
 Note: Emergency department and hospitalization rates have been age-adjusted using the U.S. 2000 standard population and are reported by patient residence.



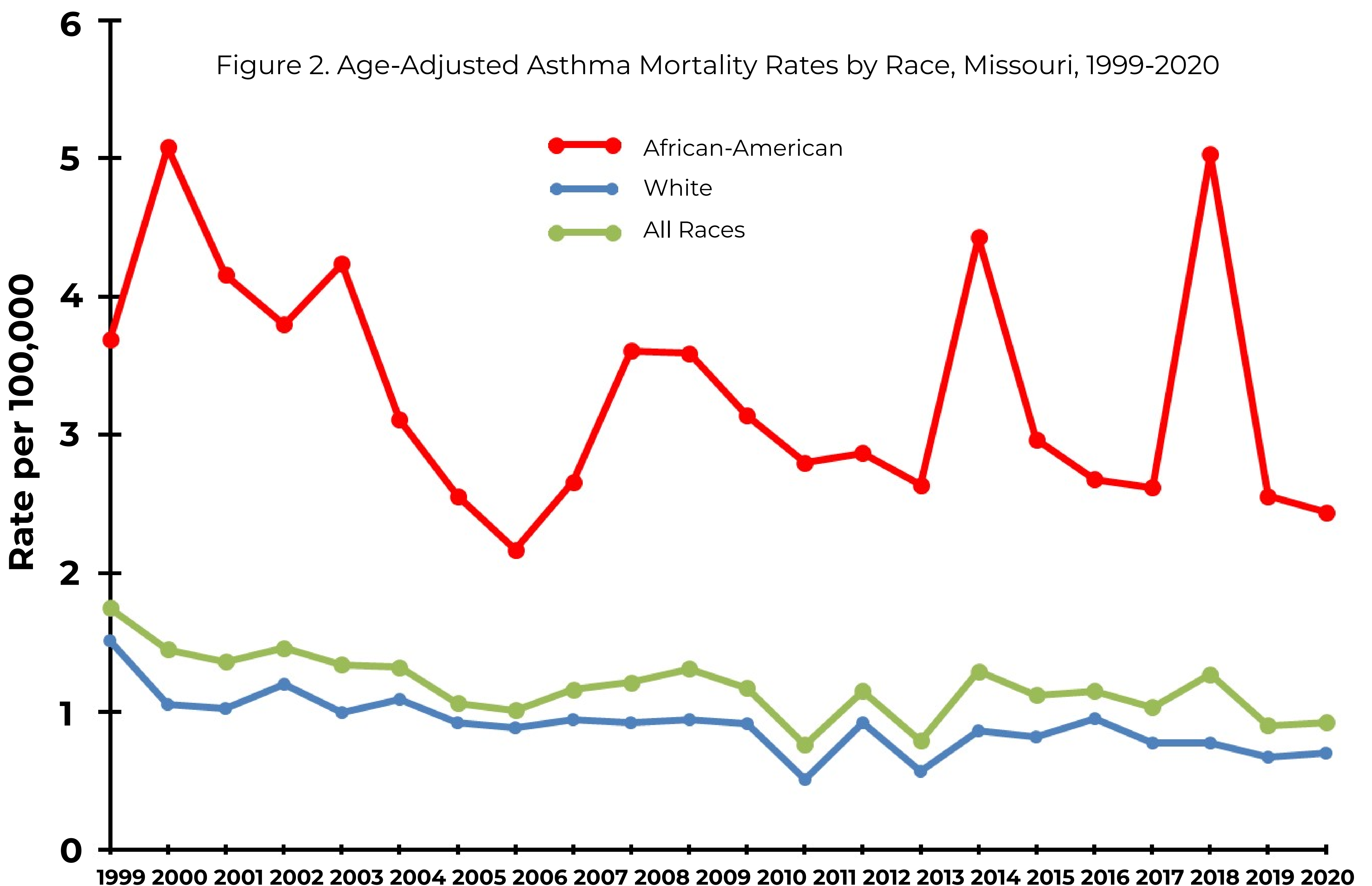
ASTHMA DEATHS

- The age-adjusted asthma death rate was 0.9 per 100,000 people in 2020.²
- In 2020, 59 people died with asthma as the underlying cause. Three of these deaths were children younger than age 15.
- The mortality rate was highest among individuals 65 years of age and older at 1.9 per 100,000 people.
- Women had a slightly higher rate than men (1.1 versus 0.7 per 100,000 people), but the difference was not statistically significant.
- African-Americans died of asthma at a higher rate than whites, 2.4 versus 0.7 per 100,000 people; this rate for African-Americans is the lowest since 2006.

STRATEGIES

- Since the specific cause of asthma remains unknown, long-term management and control includes four components.
 - Assessment of severity and monitoring of control – assess severity to initiate treatment, evaluate control for continuation of therapy with stepwise treatment based on age-specific recommendations.
 - Self-management (proper inhalation technique, taking daily control medication and early symptom recognition) and professional education are important components in the control of asthma.

- Control exposure triggers.
- Medication and appropriate delivery service – treatment of intermittent asthma often requires only short-acting medication (beta2-agonist) for symptom control; however, the preferred control treatment for persistent asthma includes inhaled corticosteroids with correct use of medication delivery devices.³
- The Task Force on Community Preventive Services recommends the use of home-based multi-trigger, multi-component interventions with an environmental focus for children and adolescents with asthma.
- Effectiveness in improving overall quality of life (i.e., reduced symptoms) and productivity such as reduced school days missed.⁴
- Identification and treatment of other existing health conditions such as sinusitis, obesity, gastroesophageal reflux disease and obstructive sleep apnea may improve the overall control of asthma and lessen requirements for asthma medication.
- Regular visits with a health care professional are recommended for asthma control assessment, goal-setting, written action plans and self-care education.



GLOSSARY*

Asthma: A chronic, inflammatory disease of the airways of the lungs. This swelling causes the airways to narrow. There is also an increase in mucus further narrowing the airways of the lungs making it difficult to breathe.

Age-Adjusted Rate: Adjusted for the varying age distributions among population groups to permit comparisons. Rates are usually age-adjusted to the 2000 U.S. Standard Population.

Behavioral Risk Factor Surveillance System (BRFSS): Random-digit-dialed cross-sectional telephone survey. Conducted by the Centers for Disease Control and Prevention (CDC), state health departments, universities and other agencies. Generates U.S. and state-specific information about health risk behaviors clinical preventive services, disease prevalence, health care access, and other health related issues. BRFSS surveys the adult (18 years of age and older) civilian non-institutionalized population annually.

<http://www.health.mo.gov/data/brfss/index.php>

Chronic Disease: A disease that lasts for years. A chronic disease like asthma has no cure, but can be controlled.

Confidence Interval (CI): A range of values, calculated from sample observations, which include the true value. For prevalence, the 95 percent CI will include the true rate 95 percent of the time, if the samples and calculations are repeated many times. The end points of the CI are called the Confidence Limits.

Control: Comprised of two parts – reduced impairment (prevent chronic symptoms, require infrequent use of short-acting relief medication, maintain normal lung function and activity levels, and meet expectations of and satisfaction with asthma care) and reduced risk (prevent recurrent attacks, minimize the need for emergency department visits or hospitalizations, prevent loss of lung function, or for children, prevent reduced lung growth and provide medication with optimal benefits and minimal or no adverse effects.

Delivery Devices: Equipment or dispensers that help get medication to the lungs.

Inhalation Technique: Proper way and speed to breathe in medication to maximize delivery to the lungs and benefit.

Missouri Information for Community Assessment: MICA is a public, web-based, interactive data portal developed and maintained by the Missouri Department of Health and Senior Services, Bureau of Health Informatics.

<http://www.health.mo.gov/MICA>

Morbidity: Refers to illness, disability or poor health due to any cause.

Mortality Rate: Number of deaths in a specified population, over a specified time period in a specified geographic area.

Prevalence: Number of existing cases of a disease during a certain time period in a specified location.

Triggers: Things that can bring on symptoms of asthma. Triggers are different for different people. Common asthma triggers include: cigarette smoke, cats, mold, mildew, dust mites, roaches or ragweed. Other common triggers are colds and flu, exercise, strong emotions, cold air, beer, wine, change in weather and some medication.

Wheeze: Difficulty breathing causing a whistling sound; often associated with chest tightness.

*The definitions are based on a combination of resources including the Centers for Disease Control and Prevention online glossary,⁵ the Asthma Glossary,⁶ other Missouri Department of Health and Senior Services source documents and staff descriptions.

RESOURCES

Missouri Asthma Prevention and Control Program
<http://www.health.mo.gov/asthma>

Asthma and Allergy Foundation of America
<http://aafa.org>

Prescription Assistance Programs and Medicine Assistance Tool (MAT) at Pharmaceutical Research and Manufacturers of America (PhRMA)
<http://www.https://medicineassistancetool.org/>

REFERENCES

1. Missouri Department of Health and Senior Services, Missouri Behavioral Risk Factor Surveillance System, 2021. Retrieved May 16, 2023, from <http://www.health.mo.gov/data/brfss/data.php>
2. Missouri Department of Health and Senior Services, Missouri Information for Community Assessment (MICA). Retrieved MONTH, DD, 2020 from <http://www.health.mo.gov/MICA>
3. National Institute of Health, National Asthma Education and Prevention Program Coordinating Committee. 2020 Focused Updates to the Asthma Management Guidelines, December 2020. <https://www.nhlbi.nih.gov/resources/>
4. The Community Preventive Services Task Force (CPSTF). Asthma: Home-Based Multi-Trigger, Multicomponent Environmental Interventions Children and Adolescents with Asthma, June 2008.
5. Centers for Disease Control and Prevention. Glossary. <http://www.cdc.gov/biomonitoring/glossary.html>
6. Rodriguez, J, Valderrama, Y, Surkan, P, Rudd, R & Daltroy, L (2004). Asthma Glossary: Key Words in Plain Language. Boston, MA: Harvard School of Public Health. <http://www.hsph.harvard.edu/healthliteracy/glossaries/>



Missouri Department of Health and Senior Services
Missouri Asthma Prevention and Control Program
For additional information: peggy.gaddy@health.mo.gov
AN EQUAL OPPORTUNITY / AFFIRMATIVE ACTION EMPLOYER
Services provided on a nondiscriminatory basis.
health.mo.gov/asthma