



Discover a home's energy savings potential with EPS

EPS™ measures and rates how much energy a newly constructed home uses. Use it to design or find homes that provide consistent comfort, healthy indoor air quality and low energy costs.

LOCATION

1234 Example Way
Portland, OR 97204

UTILITIES

Gas: NW Natural Gas
Electric: Portland General Electric

YOUR HOME

Year built: 2021
Sq. footage: 2,111
EPS issue date: 2021-06-10
Rated by: Moffet Energy Modeling
Builder: EXAMPLE

\$80 ESTIMATED MONTHLY ENERGY COSTS

Monthly electric cost: \$53
Monthly natural gas cost: \$26
Standard newly built home monthly energy cost: \$100

Annual energy savings: \$955
About \$28,650 over the life of a 30-year mortgage

Estimated energy costs calculated using PGE and NW Natural rates (\$0.12 per kWh and \$.091 per therm) and estimated gross energy use (X,XXX kWh and XXX therms). Costs do not include fees.

ENERGY FEATURES


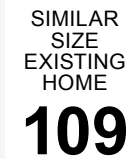
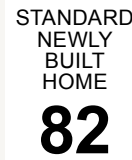
- ✓ Quality insulation improves comfort in any season.
- ✓ High-performance windows reduce outside noise.
- ✓ Efficient water heater keeps costs down.
- ✓ Efficient heating and cooling provides reliable year-round comfort and savings.
- ✓ Tight envelope helps with indoor air quality and durability.

ADDITIONAL FEATURES

- ✓ Electric vehicle ready makes it easy to install an electric vehicle charger.
- ✓ Solar+storage ready allows for the installation of a future battery storage system.
- ✓ Solar installed with a 5,122-watt system and 7,647 kWh in annual production.

THIS HOME'S ENERGY SCORE

The lower the score, the better — a low EPS indicates an energy-efficient home with a smaller carbon footprint and lower energy costs.



Scan QR code or visit www.energytrust.org/eps to learn more about EPS.

