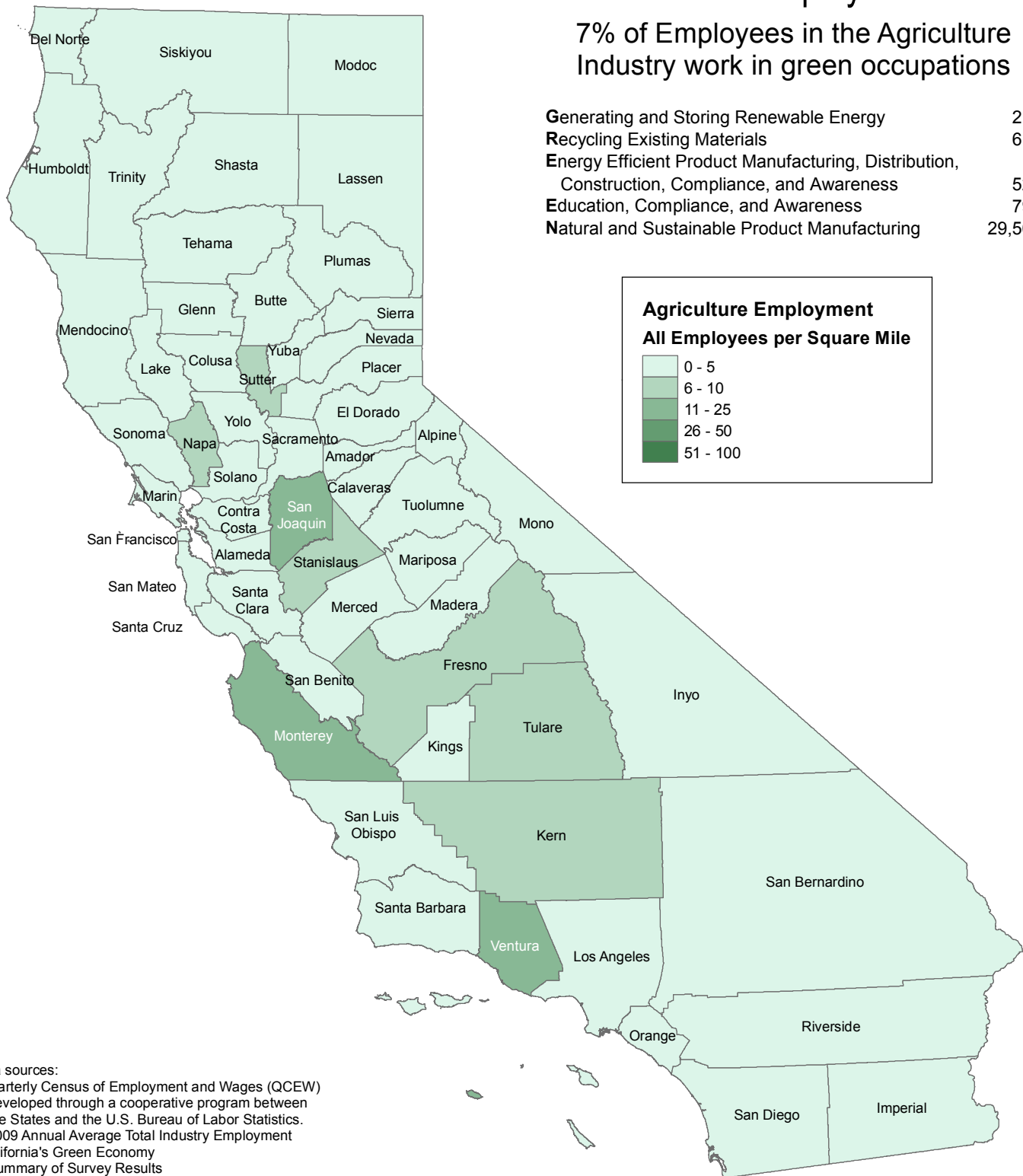


# Agriculture Industry Employment

## Green Employment

7% of Employees in the Agriculture Industry work in green occupations

Generating and Storing Renewable Energy	210
Recycling Existing Materials	610
Energy Efficient Product Manufacturing, Distribution, Construction, Compliance, and Awareness	520
Education, Compliance, and Awareness	790
Natural and Sustainable Product Manufacturing	29,560



**Agriculture Employment**  
All Employees per Square Mile

0 - 5
6 - 10
11 - 25
26 - 50
51 - 100

Data sources:  
 Quarterly Census of Employment and Wages (QCEW) developed through a cooperative program between the States and the U.S. Bureau of Labor Statistics.  
 2009 Annual Average Total Industry Employment  
 California's Green Economy  
 Summary of Survey Results  
 Employment Development Department  
 October 2010

Analysis and Cartography by:  
 Labor Market Information Division  
 Employment Development Department  
<http://www.labormarketinfo.edd.ca.gov>  
 April 2011

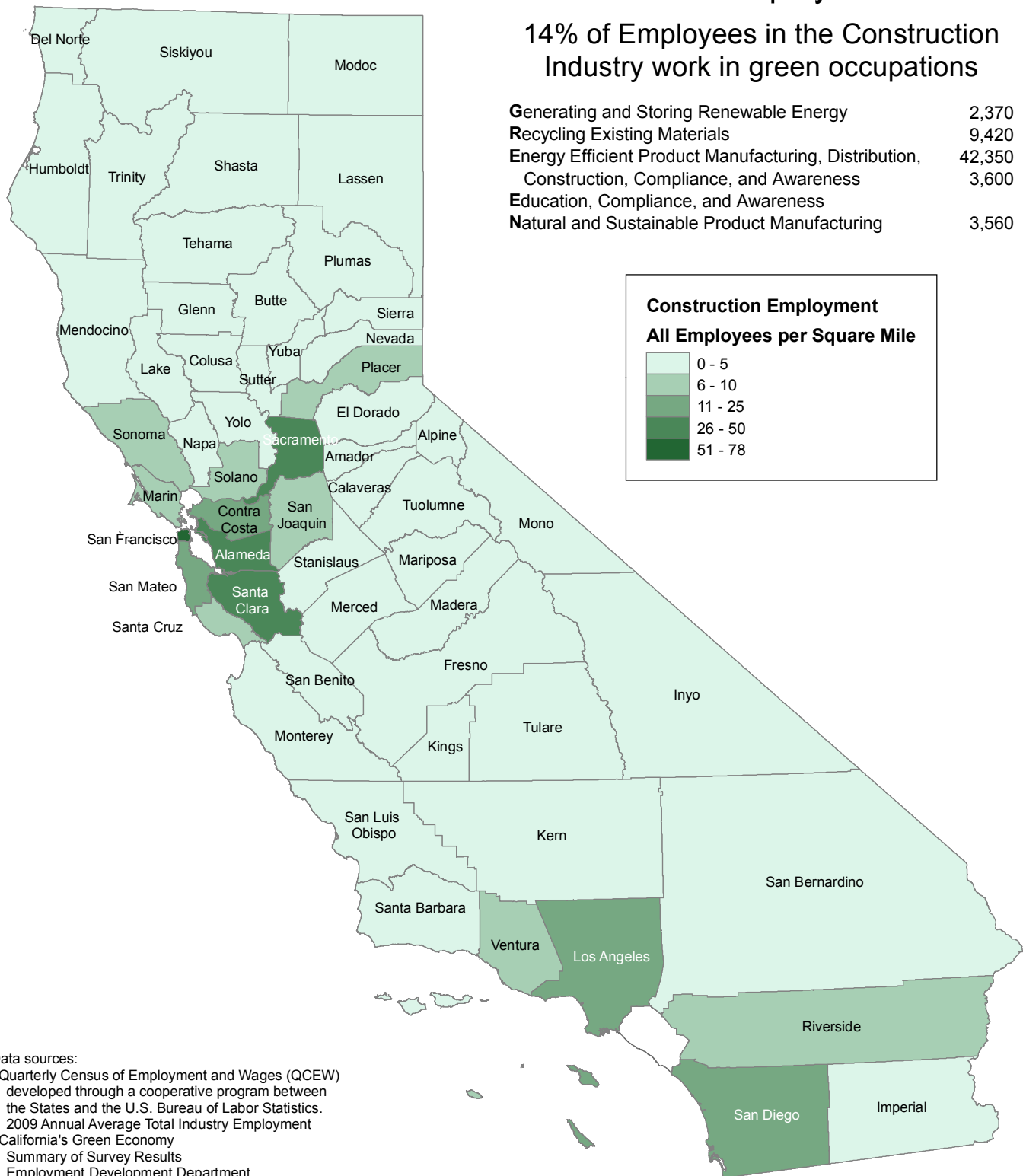


# Construction Industry Employment

## Green Employment

14% of Employees in the Construction Industry work in green occupations

Generating and Storing Renewable Energy	2,370
Recycling Existing Materials	9,420
Energy Efficient Product Manufacturing, Distribution, Construction, Compliance, and Awareness	42,350
Education, Compliance, and Awareness	3,600
Natural and Sustainable Product Manufacturing	3,560



Data sources:  
 Quarterly Census of Employment and Wages (QCEW) developed through a cooperative program between the States and the U.S. Bureau of Labor Statistics.  
 2009 Annual Average Total Industry Employment  
 California's Green Economy  
 Summary of Survey Results  
 Employment Development Department  
 October 2010

Analysis and Cartography by:  
 Labor Market Information Division  
 Employment Development Department  
<http://www.labormarketinfo.edd.ca.gov>  
 April 2011

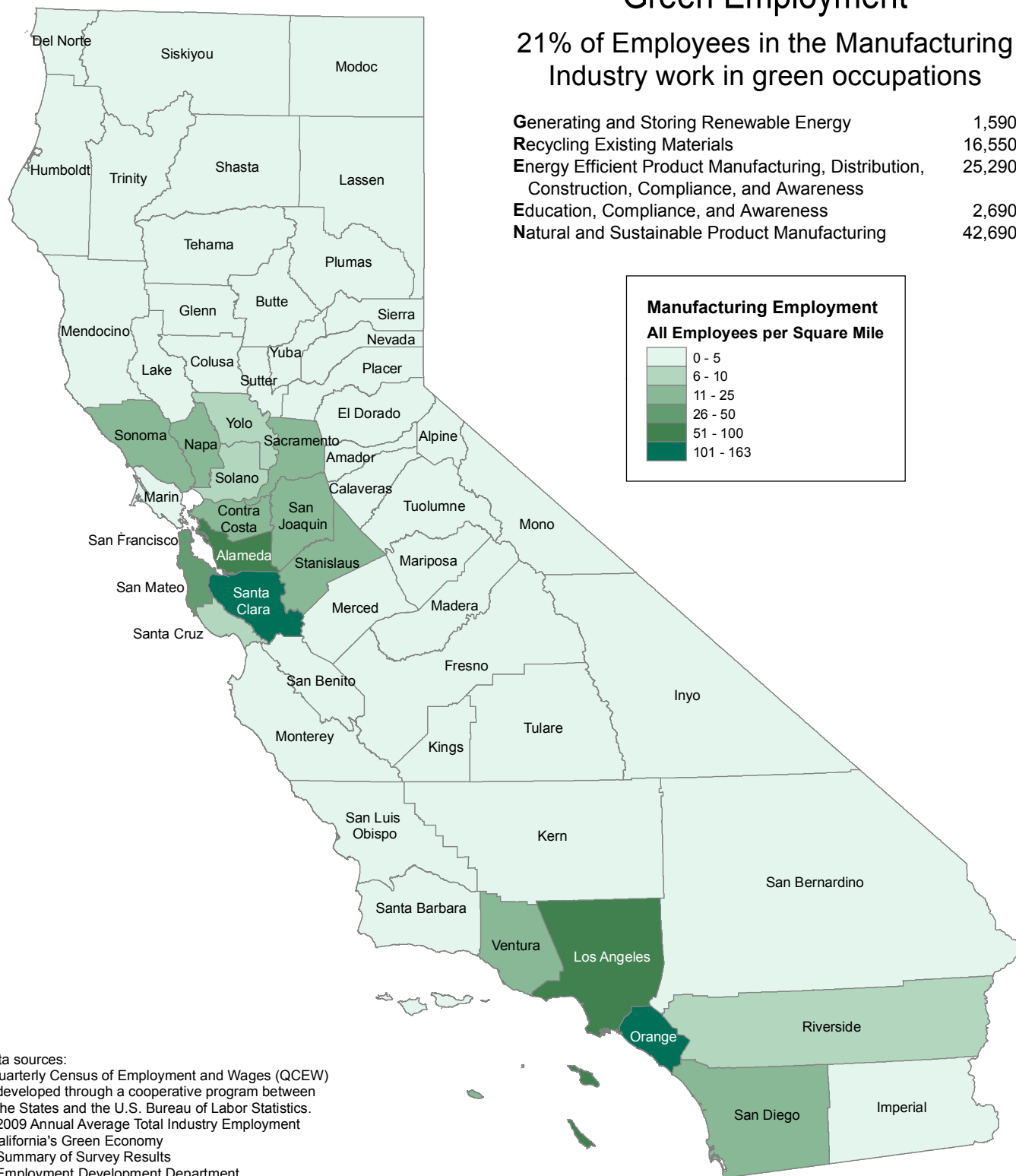


# Manufacturing Industry Employment

## Green Employment

21% of Employees in the Manufacturing Industry work in green occupations

Generating and Storing Renewable Energy	1,590
Recycling Existing Materials	16,550
Energy Efficient Product Manufacturing, Distribution, Construction, Compliance, and Awareness	25,290
Education, Compliance, and Awareness	2,690
Natural and Sustainable Product Manufacturing	42,690



**Data sources:**

Quarterly Census of Employment and Wages (QCEW) developed through a cooperative program between the States and the U.S. Bureau of Labor Statistics. 2009 Annual Average Total Industry Employment California's Green Economy Summary of Survey Results Employment Development Department October 2010

Analysis and Cartography by:  
 Labor Market Information Division  
 Employment Development Department  
<http://www.labormarketinfo.edd.ca.gov>  
 April 2011

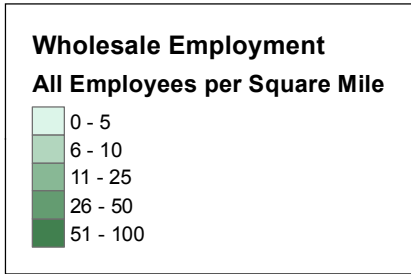
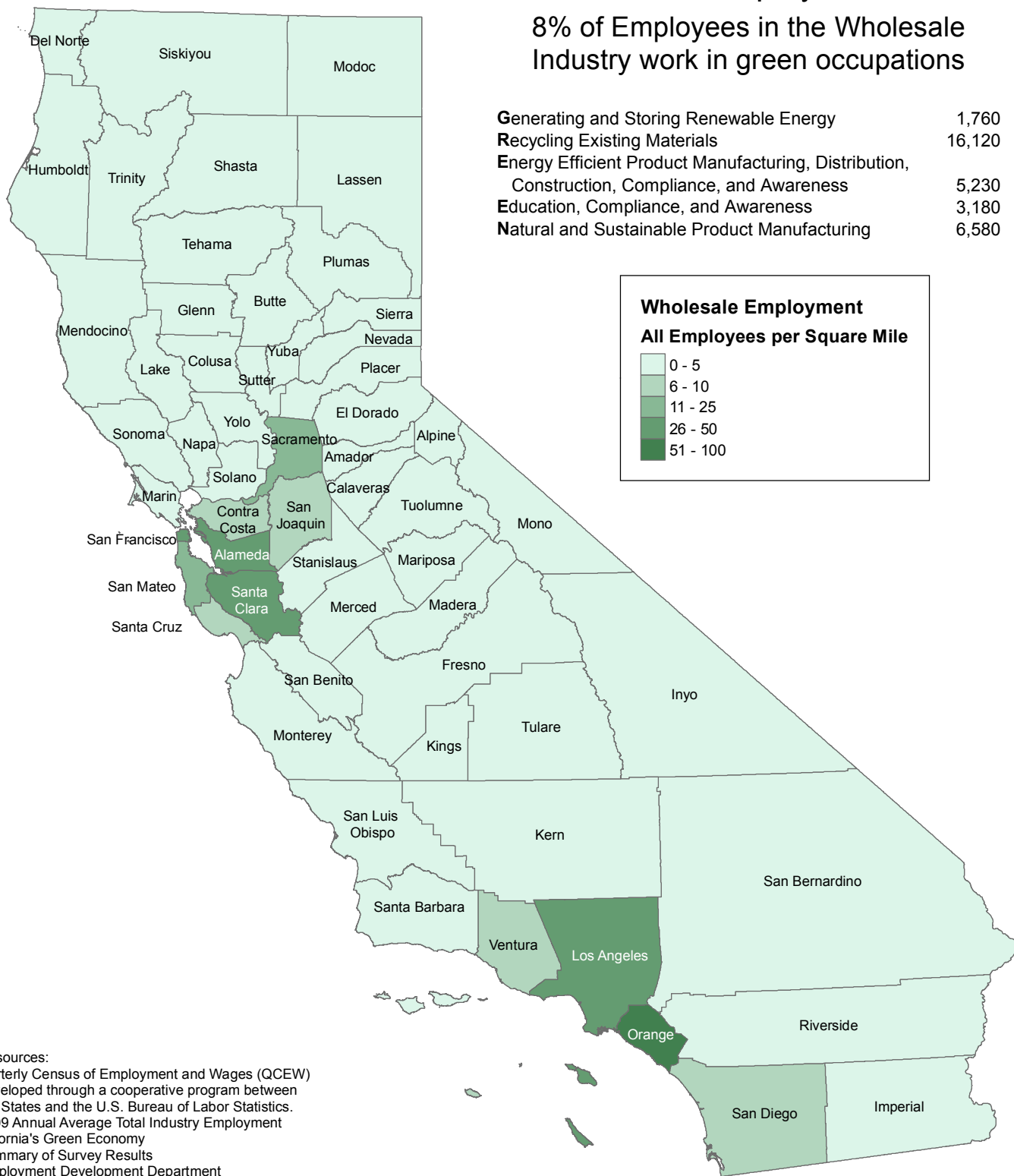


# Wholesale Industry Employment

## Green Employment

8% of Employees in the Wholesale Industry work in green occupations

Generating and Storing Renewable Energy	1,760
Recycling Existing Materials	16,120
Energy Efficient Product Manufacturing, Distribution, Construction, Compliance, and Awareness	5,230
Education, Compliance, and Awareness	3,180
Natural and Sustainable Product Manufacturing	6,580



Data sources:  
 Quarterly Census of Employment and Wages (QCEW) developed through a cooperative program between the States and the U.S. Bureau of Labor Statistics.  
 2009 Annual Average Total Industry Employment  
 California's Green Economy  
 Summary of Survey Results  
 Employment Development Department  
 October 2010

Analysis and Cartography by:  
 Labor Market Information Division  
 Employment Development Department  
<http://www.labormarketinfo.edd.ca.gov>  
 April 2011

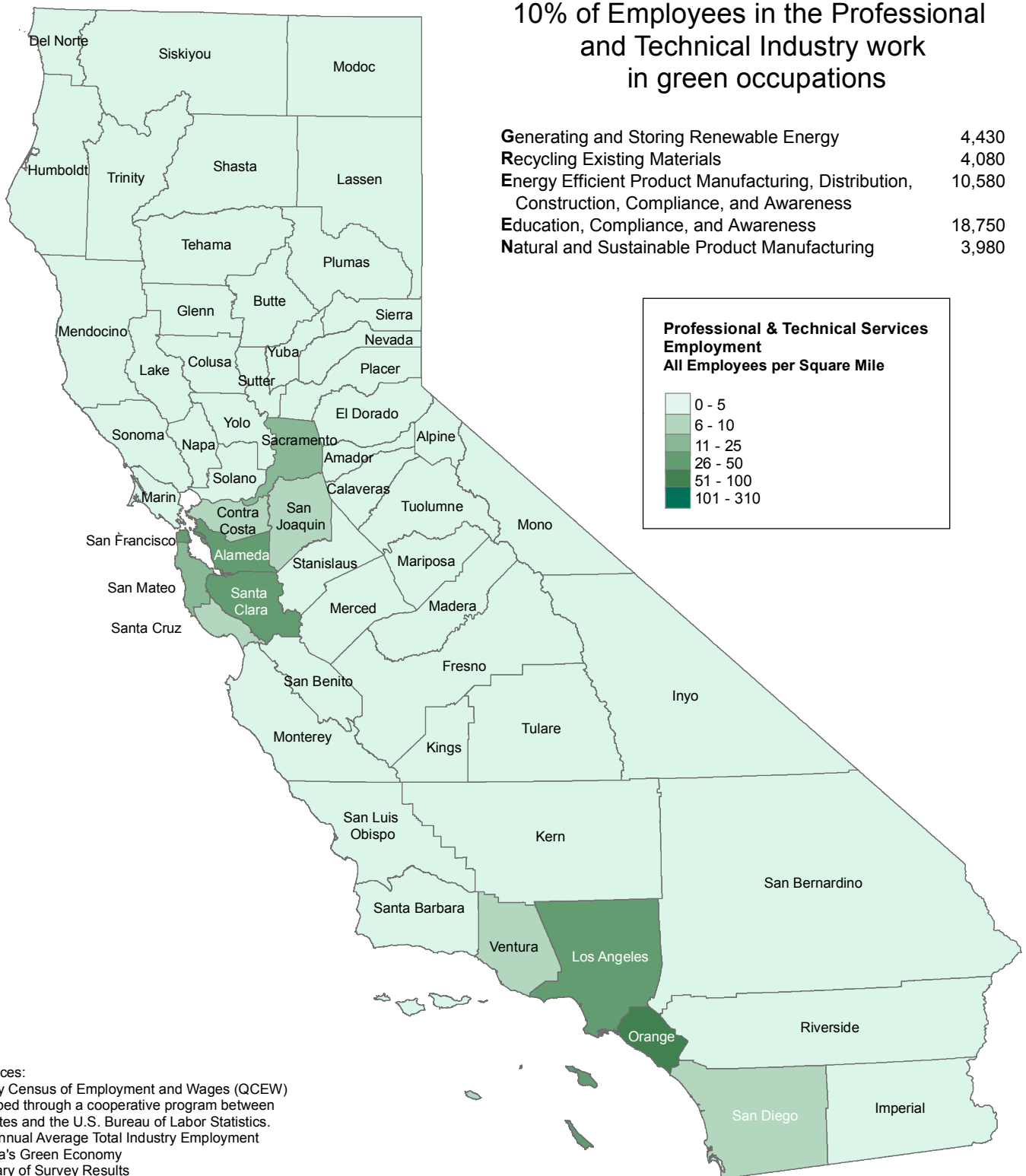


# Professional & Technical Industry Employment

## Green Employment

10% of Employees in the Professional and Technical Industry work in green occupations

Generating and Storing Renewable Energy	4,430
Recycling Existing Materials	4,080
Energy Efficient Product Manufacturing, Distribution, Construction, Compliance, and Awareness	10,580
Education, Compliance, and Awareness	18,750
Natural and Sustainable Product Manufacturing	3,980



**Data sources:**

Quarterly Census of Employment and Wages (QCEW) developed through a cooperative program between the States and the U.S. Bureau of Labor Statistics.  
2009 Annual Average Total Industry Employment  
California's Green Economy  
Summary of Survey Results  
Employment Development Department  
October 2010

**Analysis and Cartography by:**

Labor Market Information Division  
Employment Development Department  
<http://www.labormarketinfo.edd.ca.gov>  
April 2011



---

This workforce solution was funded by a grant awarded by the U.S. Department of Labor's Employment and Training Administration. The solution was created by the grantee and does not necessarily reflect the official position of the U.S. Department of Labor. The Department of Labor makes no guarantees, warranties, or assurances of any kind, express or implied, with respect to such information, including any information on linked sites and including, but not limited to, accuracy of the information or its completeness, timeliness, usefulness, adequacy, continued availability, or ownership. This solution is copyrighted by the institution that created it. Internal use by an organization and/or personal use by an individual for non-commercial purposes is permissible. All other uses require the prior authorization of the copyright owner.

All maps, data and analysis should be sourced as "State of California, Employment Development Department, 'California's Green Economy, October 2010'".

---