

# Maryland Horse Industry


## The Power of Horses

Thoroughbred & Standardbred horse racing & breeding - trail riding - sport horse competitions - therapy programs  
recreational riding - rodeo - carriage driving - rescue - land preservation - jobs - mental health and more!

Integral  
to the State's  
Economy

**\$2.9 Billion**

Total economic impact  
of MD horse industry



**\$1.24 Billion** in Wages

**\$1.77 Billion** Value Added

**28,438** Industry Jobs

**\$982 Million** Spent on Tourism  
(spending by participants & spectators)

**94,248** Horses in Maryland

Making MD the number one state in terms of horses per square mile!



Number of  
Horses in  
Maryland

**200** Equine  
Orgs. Statewide

**40**  
Breeds  
of Horses

**35** Different  
Equine Disciplines

A Dynamic  
Agricultural  
Entity



Pastures are among the  
best filtering devices to  
protect the Chesapeake  
Bay from harmful runoff



**62%** MD horse-owners reported  
owning or leasing a farm, barn, or stable

The vast majority of trail  
riders utilize public lands **87%**

**10,000** Youths served by MD's  
Educational Programs

**550** 4H Horse Projects

**800** Licensed Stables

**37** High School Teams

**15** Pony Clubs

**11** College Equine Teams & Clubs



**30%** of households  
in MD contain horse enthusiasts



MD is home to international gems:

Triple Crown Race - the Preakness - 1873

International 5-Star at Fair Hill - 2020

Washington International Horse Show - 2022

A Global  
Equine  
Identity

# Maryland Horse Economic Impact

## Sectors of the Horse Industry by the Numbers



### Racing Sector



Total Economic Impact of Thoroughbred, Standardbred & Steeplechase Racing

**\$885** million

**\$557** million

Value added to the state economy

Provides **10,951** jobs



### Competition Sector


Total Economic Impact of shows, events, competitions, and clinics

**\$371** million

**\$222** million

Value added to the state economy

Provides **4,154** jobs



### Recreational Sector


Total Economic Impact of trail riders, fox hunters, pleasure riders, lessons and more

**\$461** million

**\$274** million

Value added to the state economy

Provides **4,560** jobs



### Support & Wellness Sector


**67** Therapeutic Equine Centers including over a dozen Veterans' groups

**36** million

Total Economic Impact from Equine Assisted Services

**38,000**

Volunteers share their passions for horses



**58** Rescues & Sanctuaries

**3.16** million

Economic Impact from Rescues & Sanctuaries

Trail riding: 9.8%, or 230,763 households in Maryland.

The vast majority of trail riders—87%—utilize public lands.

Lessons: 6.0%, or 141,283 households in Maryland.