

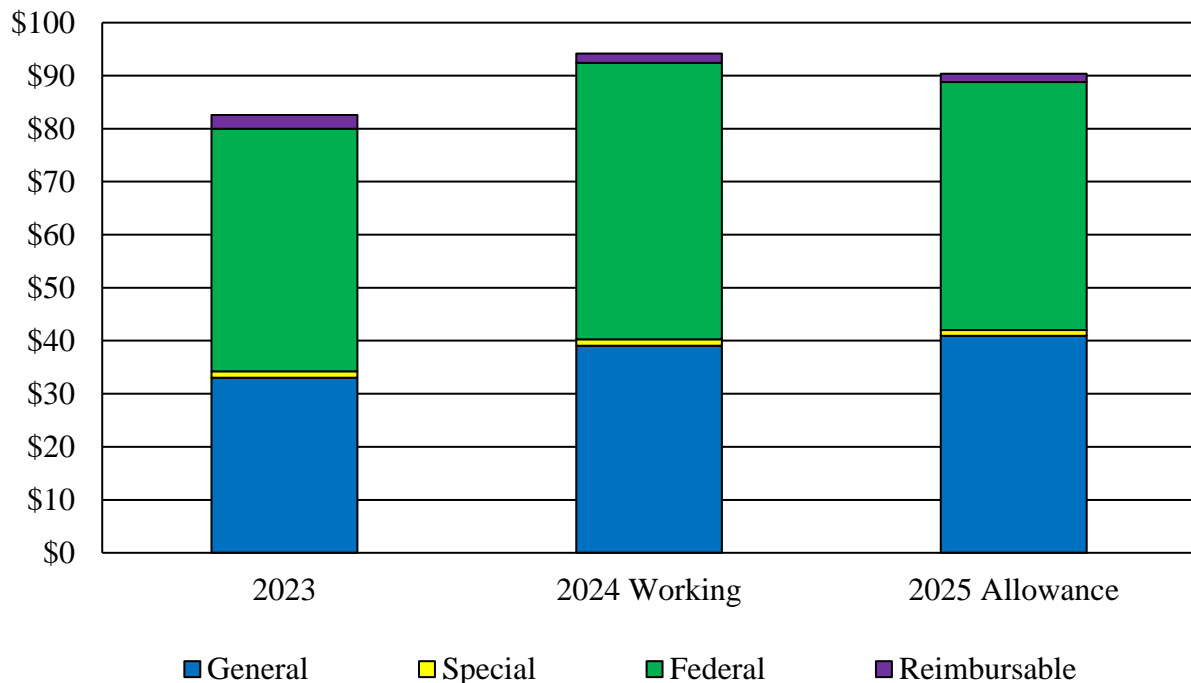
D26A07
Department of Aging

Program Description

The Maryland Department of Aging (MDOA) administers a variety of services for Maryland seniors, including meal deliveries, in-home care support, assisted living subsidies, and consumer protection. MDOA manages Maryland Access Point, a central application system through which seniors can apply for multiple programs. MDOA programs are administered by 19 local Area Agencies on Aging (AAA). The services that MDOA delivers include those that are federally required by the Older Americans Act (OAA). MDOA works directly with AAA program managers to ensure effective provision of services and proper fiscal management.

Operating Budget Summary

**Fiscal 2025 Budget Decreases by \$3.8 Million, or 4%, to \$90.4 Million
(\$ in Millions)**



Note: Numbers may not sum to total due to rounding. The fiscal 2024 working appropriation includes deficiencies and targeted reversions. The fiscal 2024 impacts of statewide salary adjustments appear in the Statewide Account in the Department of Budget and Management (DBM), and adjustments are not reflected in this agency’s budget. The fiscal 2025 impacts of the fiscal 2024 statewide salary adjustments appear in this agency’s budget. The fiscal 2025 statewide salary adjustments are centrally budgeted in DBM and are not included in this agency’s budget.

For further information contact: Naomi Komuro

Naomi.Komuro@mlis.state.md.us

- The net \$5.4 million decrease in federal funding is driven by the September 30, 2023 expiration of the Coronavirus Response and Relief Supplemental Appropriations (CRRSA) and the September 30, 2024 expiration of the American Rescue Plan Act (ARPA) funding. The fiscal 2025 allowance includes \$5.9 million in ARPA funds.

Fiscal 2023

At fiscal 2023 closeout, MDOA reverted \$600,000 in general funds budgeted for the Community for Life (CFL) program, which did not incur expenses in that year because program participants received necessary services through other MDOA programs. The fiscal 2025 budget includes a deficiency appropriation withdrawing \$51,000 of the CFL funding to align with program costs, resulting in a total appropriation of \$298,000 in fiscal 2024.

MDOA maintains a contract with the Maryland Department of Health Office of Long-Term Services and Supports to reimburse providers offering CFL services. Through this contract, MDOA received special funds totaling \$1,736,087 in fiscal 2023 and \$750,000 in both fiscal 2024 and 2025 to support the program. The contract ends September 30, 2025, and MDOA does not anticipate incurring CFL expenditures past fiscal 2025.

Fiscal 2024

Implementation of Legislative Priorities

Section 19 of the fiscal 2024 Budget Bill added \$1.15 million to the fiscal 2024 appropriation for one-time grants to four nonprofit agencies serving Maryland seniors and \$8.5 million to address waitlists in Senior Care. MDOA awards grant dollars quarterly as reimbursements for eligible expenses up to the amount authorized. Grantees must invoice MDOA describing services provisioned to receive the funds as outlined in this section. As of January 2024, MDOA has issued the first of four payments and is currently processing payments for the second quarter of fiscal 2024. The grantees and award amounts are:

- Gilchrist Hospice Care, Inc., \$750,000;
- The Associated Jewish Federation of Baltimore, \$300,000;
- Pickett Fences Senior Services, Inc., \$50,000; and
- Senior Family Supports, LLC, \$50,000.

MDOA should discuss efforts in working with grantees to ensure that they are able to access and receive distributions of these funds by the end of fiscal 2024.

The additional funding for Senior Care is available for local AAAs to expend during fiscal 2024 on the Senior Care program. However, Governor Wes Moore’s budget plan assumes a fiscal 2024 reversion of \$4.5 million for the program. The local AAAs expect to underspend for the program due to uncertainty about sustained funding in out-years. Accounting for the reversion, Senior Care is level-funded in fiscal 2025 at \$13.9 million, a \$4 million increase over fiscal 2024 funding as introduced. Further discussion of the Senior Care program waitlist is found in Key Observation 1.

Task Force on Preventing and Countering Elder Abuse

Chapter 707 of 2023 requires MDOA to establish the Task Force on Preventing and Countering Elder Abuse. During fiscal 2024, MDOA established the task force and was required to submit a preliminary report to the Governor and the General Assembly by December 31, 2023. MDOA is required to submit a final report with the task force’s findings and recommendations December 31, 2024. **MDOA should clarify if it reallocated existing appropriation to support this program and comment on the status of the preliminary report.**

Proposed Deficiency

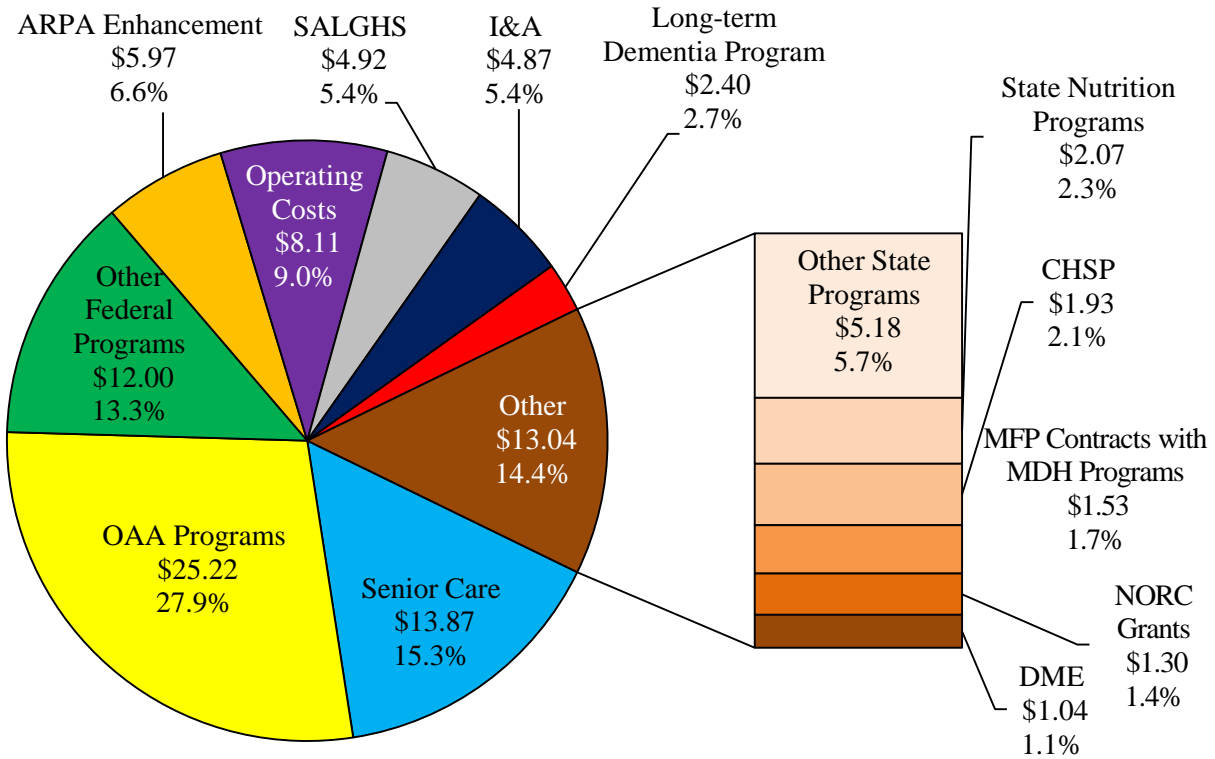
The fiscal 2025 allowance includes three deficiency appropriations totaling a net increase of \$231,730 to the fiscal 2024 appropriation:

- an increase of \$60,479 in reimbursable funds in the General Administration office and \$222,521 in reimbursable funds in the Community Services unit to fund the Money Follows the Person program; and
- a reduction of \$51,000 in general funds to align project spending for the CFL program.

Fiscal 2025 Overview of Agency Spending

The fiscal 2025 allowance totals \$90.4 million. As shown in **Exhibit 1**, funding for State programs comprises the largest share of the budget (43%), with \$39.1 million allocated to Senior Care (\$13.9 million), the Senior Assisted Living Group Home Subsidy (SALGHS) program (\$4.9 million), and Information and Assistance services (\$4.9 million). OAA programs comprise the second largest share of the budget at \$25.5 million. OAA requires states to administer certain programs to protect and support seniors, including meal delivery, caregiver support, and ombudsman services. The fiscal 2025 allowance includes nearly \$12 million for other federal programs, such as the Nutrition Services Incentive Program (\$1.6 million), which reimburses meal providers for the costs of congregate and home-delivered meals, and the Veteran-Directed Care Program (\$2.9 million), which helps veteran seniors with daily personal care needs. There is also \$6 million in ARPA funding to supplement federal programs. Included in Other State Programs is \$300,000 in general funds for the new Longevity Ready Maryland (LRM) Initiative, established by executive order on January 3, 2024. Discussion of this new initiative is included in Key Observation 3 of this analysis.

Exhibit 1
Overview of Agency Spending
Fiscal 2025 Allowance
(\$ in Millions)



ARPA: American Rescue Plan Act
 CHSP: Congregate Housing Services Program
 DME: Durable Medical Equipment
 I&A: Information and Assistance
 MDH: Maryland Department of Health

MFP: Money Follows the Person
 NORC: Naturally Occurring Retirement Communities
 OAA: Older Americans Act
 SALGHS: Senior Assisted Living Group Home Subsidy

Note: Numbers may not sum to total due to rounding. The fiscal 2025 impacts of the fiscal 2024 statewide salary adjustments appear in this agency’s budget. The fiscal 2025 statewide salary adjustments are centrally budgeted in the Department of Budget and Management and are not included in this agency’s budget.

Source: Governor’s Fiscal 2025 Budget Books

Proposed Budget Change

As shown in **Exhibit 2**, the total fiscal 2025 allowance decreases by \$3.8 million, or 4%. This decrease is largely driven by the expiration of COVID-19 stimulus funding through the ARPA and the CRRSA, accounting for a total reduction of \$8.2 million. However, \$5.9 million of funding through the ARPA remains available in fiscal 2025. One of the largest changes is an increase of \$2.4 million for the Long-Term Care and Dementia Care Navigation Programs established by Chapter 668 of 2023 (discussed further in Key Observation 3). Other reductions include the end of one-time grants to community-based organizations (\$1.15 million) and a reduction to the CFL program to better align with experience (\$298,000).

Exhibit 2
Proposed Budget
Department of Aging
(\$ in Thousands)

How Much It Grows:	General Fund	Special Fund	Federal Fund	Reimb. Fund	Total
Fiscal 2023 Actual	\$33,040	\$1,186	\$45,787	\$2,588	\$82,600
Fiscal 2024 Working Appropriation	39,088	1,168	52,155	1,754	94,165
Fiscal 2025 Allowance	<u>40,916</u>	<u>1,107</u>	<u>46,753</u>	<u>1,622</u>	<u>90,399</u>
Fiscal 2024-2025 Amount Change	\$1,828	-\$61	-\$5,402	-\$132	-\$3,767
Fiscal 2024-25 Percent Change	4.7%	-5.2%	-10.4%	-7.5%	-4.0%

Where It Goes:	Change
Personnel Expenses	
Costs associated with 9 new positions, including 7 contractual conversions.....	\$763
Salary increases and associated fringe benefits including fiscal 2024 cost-of-living adjustment and increments	344
Miscellaneous adjustments	73
Reclassifications	58
Turnover rate decreases from 4.78% to 4.15%	29
Funding to local AAAs	
Increase in federal funding to support Older Americans Act programs.....	2,251
Increase in funding for the Veteran-Directed Care Program.....	1,290
Increases in multiple federally funded State Health Insurance Assistance Programs	238
Alzheimer's Dementia Grant, which expired at the end of fiscal 2023	-279
Eliminate general funds for Community for Life.....	-298
Technical support to AAAs for management of federal grants.....	-300
End of one-time enhancement for No Wrong Door Hospital Transitions Project to bolster nutrition services	-388
Expiration of CRRSA and ARPA stimulus funding to local AAAs	-8,166

D26A07 – Department of Aging

Where It Goes:	<u>Change</u>
New Initiatives	
Mandated funding for Long-Term Care and Dementia Care Navigation Programs established through Chapters 667 and 668 of the 2023 session	2,400
Longevity Ready Maryland Initiative.....	300
Programmatic Changes	
Money Follows the Person contracts with the Maryland Department of Health.....	-295
End of one-time grants to community-based organizations authorized in Section 19 of the fiscal 2024 Budget Bill	-1,150
Administrative Changes	
Parking fees for new location	58
Cost allocation	39
Rent at new MDOA location, partially offset by a decrease in rent to the Department of General Services for the State Center office.....	28
Office supplies and equipment	-38
Telecommunications.....	-63
Decrease of 2.0 contractual staff positions, due to contractual conversions	-180
Stimulus grant administration costs.....	-528
Other changes	48
Total	-\$3,767

AAA: Area Agency on Aging

ARPA: American Rescue Plan Act

CRRSA: Coronavirus Response and Relief Supplemental Appropriations

MDOA: Maryland Department of Aging

Note: Numbers may not sum to total due to rounding. The fiscal 2024 working appropriation includes deficiencies and targeted reversions. The fiscal 2024 impacts of statewide salary adjustments appear in the Statewide Account in the Department of Budget and Management (DBM), and adjustments are not reflected in this agency’s budget. The fiscal 2025 impacts of the fiscal 2024 statewide salary adjustments appear in this agency’s budget. The fiscal 2025 statewide salary adjustments are centrally budgeted in DBM and are not included in this agency’s budget.

Community Services Grant

Most of the MDOA budget is distributed to AAAs as grant funding for direct services. As shown in **Exhibit 3**, the fiscal 2025 allowance includes \$79.8 million for community services. Of this total, \$5.9 million represents ARPA enhancement funding for OAA programs and is included in the following federal programs: Community Services; Ombudsman; Health Promotion and Disease Prevention; Family Caregiver and Caregivers Support; and Congregate and Home-Delivered Meals.

Exhibit 3
Community Services Grant Program
Fiscal 2024-2025
(\$ in Thousands)

<u>Program</u>	<u>2024</u> <u>Working</u>	<u>2025</u> <u>Allowance</u>	<u>2024-2025</u> <u>Change (\$)</u>	<u>2024-2025</u> <u>Change (%)</u>	<u>Fund</u> <u>Type</u>
Increases					
Long-Term Care and Dementia Care Navigation Programs	\$0	\$2,400	\$2,400	100%	GF
Veteran Directed Care Program	1,600	2,890	1,290	81%	FF
OAA Community Services	8,874	9,945	1,071	12%	FF
Senior Medicare Patrol	179	328	149	83%	FF
OAA Health Promotion and Disease Prevention	568	800	233	41%	FF
State Health Insurance Program	570	582	13	2%	FF
Medicare Improvements for Patients and Providers Act programs	288	292	4	1%	FF
Decreases					
Nutrition Services Incentive Program	\$1,639	\$1,634	-\$5	0%	FF
Durable Medical Equipment Re-Use Program	1,038	1,031	-7	-1%	GF
Money Follows the Person	973	775	-198	-20%	RF
OAA Ombudsman	721	507	-215	-30%	FF
Alzheimer Dementia Grant	279	0	-279	-100%	FF
Maryland Community for Life	298	0	-298	-100%	GF
No Wrong Door Hospital Transitions Project	388	0	-388	-100%	FF
Legislative Priorities (Fiscal 2024)	1,150	0	-1,150	-100%	GF
Commodity Supplemental Food Program	2,173	285	-1,888	-87%	FF
OAA Family Caregiver and Caregivers Support	4,585	3,429	-1,156	-25%	FF
OAA Congregate and Home-Delivered Meals	20,141	16,347	-3,794	-19%	FF
Level Funded					
Senior Care	\$13,929	\$13,929	\$0	0%	GF
Federal Financial Participation for Medicaid Information and Assistance Activities	5,840	5,840	0	0%	FF

D26A07 – Department of Aging

<u>Program</u>	<u>2024 Working</u>	<u>2025 Allowance</u>	<u>2024-2025 Change (\$)</u>	<u>2024-2025 Change (%)</u>	<u>Fund Type</u>
Senior Assisted Living Subsidy	\$4,922	\$4,922	\$0	0%	GF
Information and Assistance	4,865	4,865	0	0%	GF
State Nutrition	2,071	2,071	0	0%	GF
Congregate Housing Services Program	1,931	1,931	0	0%	GF
Naturally Occurring Retirement Communities	1,300	1,300	0	0%	GF
State Ombudsman	1,122	1,122	0	0%	GF
Maryland Community for Life – Home and Community-Based Services	750	750	0	0%	RF
State Guardianship	641	641	0	0%	GF
Vulnerable Elderly Programs Initiative	479	479	0	0%	GF
Hold Harmless – Supplemental State Funding	442	442	0	0%	GF
Maintaining Active Citizens, Inc.	132	132	0	0%	GF
Aging-in-Place Programs	100	100	0	0%	GF
OAA Preventing Elder Abuse	78	78	0	0%	FF
Total	\$84,065	\$79,848	-\$4,218	-5%	

FF: federal funds
 GF: general funds
 HCBS: Home and Community-Based Services
 OAA: Older Americans Act
 RF: reimbursable funds

Source: Governor’s Fiscal 2025 Budget Books; Department of Legislative Services

Personnel Data

	FY 23	FY 24	FY 25	FY 24-25
	<u>Actual</u>	<u>Working</u>	<u>Allowance</u>	<u>Change</u>
Regular Positions	40.00	40.00	49.00	9.00
Contractual FTEs	<u>8.35</u>	<u>11.20</u>	<u>9.00</u>	<u>-2.20</u>
Total Personnel	48.35	51.20	58.00	6.80

Vacancy Data: Regular Positions

Turnover and Necessary Vacancies, Excluding New Positions	1.66	4.15%
Positions and Percentage Vacant as of 12/31/23	7.00	17.50%
Vacancies Above Turnover	5.34	

- As of January 1, 2024, MDOA had 7 vacant positions in administrative functions.
- In June 2023, MDOA filled its human services administrator (HSA) II positions, which had been vacant for more than two years. As of January 2024, 2 positions in MDOA had been vacant for more than one year. **MDOA should comment on efforts to fill long-term vacancies.**
- The fiscal 2025 allowance includes 2 new positions and 7 contractual conversions, for a total of 49 total regular positions. MDOA is also adding additional contractual FTEs. The 2 new positions will support the new LRM Initiative, discussed in Key Observation 3. **MDOA should comment on the function of the new regular positions.**
- Contractual full-time equivalents (FTE) decrease by 2.2 from the fiscal 2024 appropriation to 9.0 FTE in fiscal 2025.

Key Observations

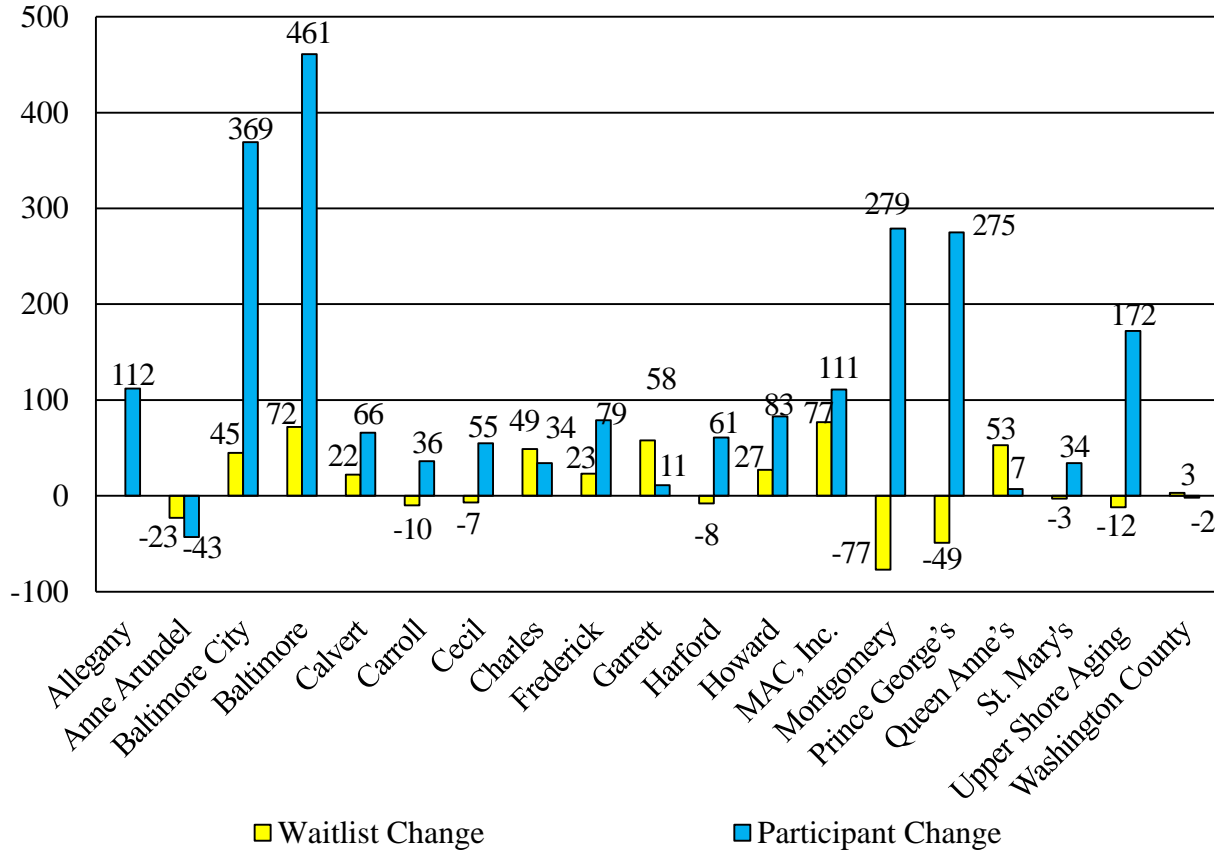
1. Senior Care Waitlists and Program Expansion

MDOA operates three major community programs, Senior Care, SALGHS, and the Congregate Housing Services Program (CHSP), that support seniors living in place. These programs provide financial support and case management to eligible seniors to allow them to live independently for as long as possible and avoid costly stays in nursing facilities or State-funded caregiver support, including services paid for by Medicaid. Specifically, the programs support seniors throughout Maryland in the following ways:

- Senior Care provides financial assistance and case management for individuals living independently;
- SALGHS provides financial assistance to help individuals afford assisted-living costs; and
- CHSP supports congregate housing placements and limited personal assistance.

The General Assembly has been concerned in recent years about large and growing waitlists in Senior Care, which is offered by all 19 local AAAs. Over the course of fiscal 2023, participation for Senior Care across the State increased dramatically by 75%, representing 2,200 individuals. During the same period, waitlists for Senior Care increased overall by 204 individuals, or 14%. As shown in **Exhibit 4**, the number of participants during fiscal 2023 increased in all but 2 local AAA Senior Care programs, while the number of individuals on the waitlist increased in more than one-half of the local AAAs. In fiscal 2023, Senior Care had a budget of \$10.3 million, of which local AAAs expended \$9.9 million, or 95.5%. Despite experiencing minor waitlist increases, most local AAAs were able to expand their capacity to serve more individuals under Senior Care during fiscal 2023.

Exhibit 4
Senior Care Participation and Waitlist Size by Jurisdiction
Fiscal 2023



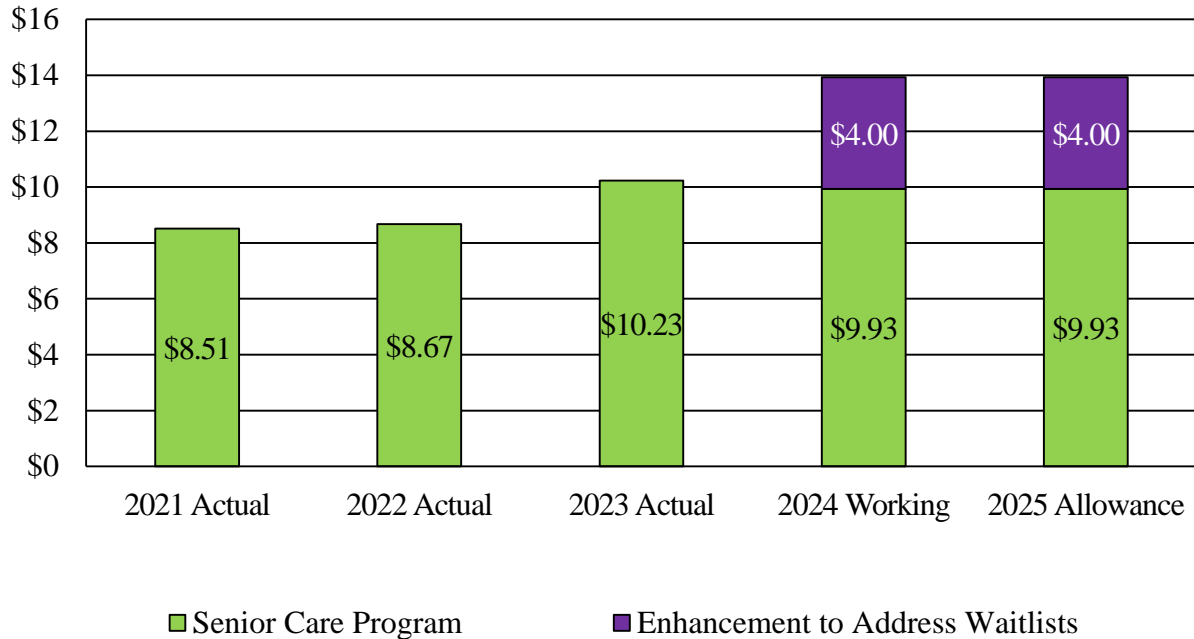
MAC, Inc.: Maintaining Active Citizens, Incorporated

Note: MAC, Inc. includes Dorchester, Somerset, Wicomico, and Worcester counties. Upper Shore Aging includes Caroline, Kent, and Talbot counties. Data from MAC, Inc. and Upper Shore Aging are not delineated by county.

Source: Maryland Department of Aging

Since fiscal 2023, additional funding has been allocated to Senior Care to enable local AAA to expand the program and reduce waitlists. As shown in **Exhibit 5**, the fiscal 2023 appropriation for Senior Care increased by \$1.6 million compared to the fiscal 2022 budget. In an effort to provide more support to the program, Section 19 of the fiscal 2024 Budget Bill includes an additional \$8.5 million in Senior Care. However, the Governor’s fiscal 2025 budget plan assumes a reversion of \$4.5 million of the \$8.5 million additional funding added to Senior Care. Accounting for this reversion, the program is level-funded in fiscal 2025 at a total of \$13.9 million.

Exhibit 5
Total Funding for Senior Care
Fiscal 2021-2025
(\$ in Millions)



Source: Governor’s Fiscal 2025 Budget Books; Department of Legislative Services

While the impact of the fiscal 2024 budget increase in Senior Care cannot be assessed until the close of the fiscal year, progress toward reducing waitlist numbers during fiscal 2023 suggests that an increase of funding helped local AAAs expand their programs to more adequately meet existing demand. During fiscal 2024, local AAAs expressed reticence in spending down the enhanced funding received for the Senior Care program because it was not guaranteed to be ongoing funding. The Senior Care program supports individuals from enrollment until they are unable to live on their own. Therefore, spending down enhancement funding to enroll individuals who may have to later be removed due to lack of funding risks disrupting participants’ connection to resources and services supporting their daily lives. Level-funding for the program in fiscal 2025 supports the program’s sustainability in out-years and enables local AAAs to consistently enroll participants long term. However, it could pose challenges for further reducing the waitlist.

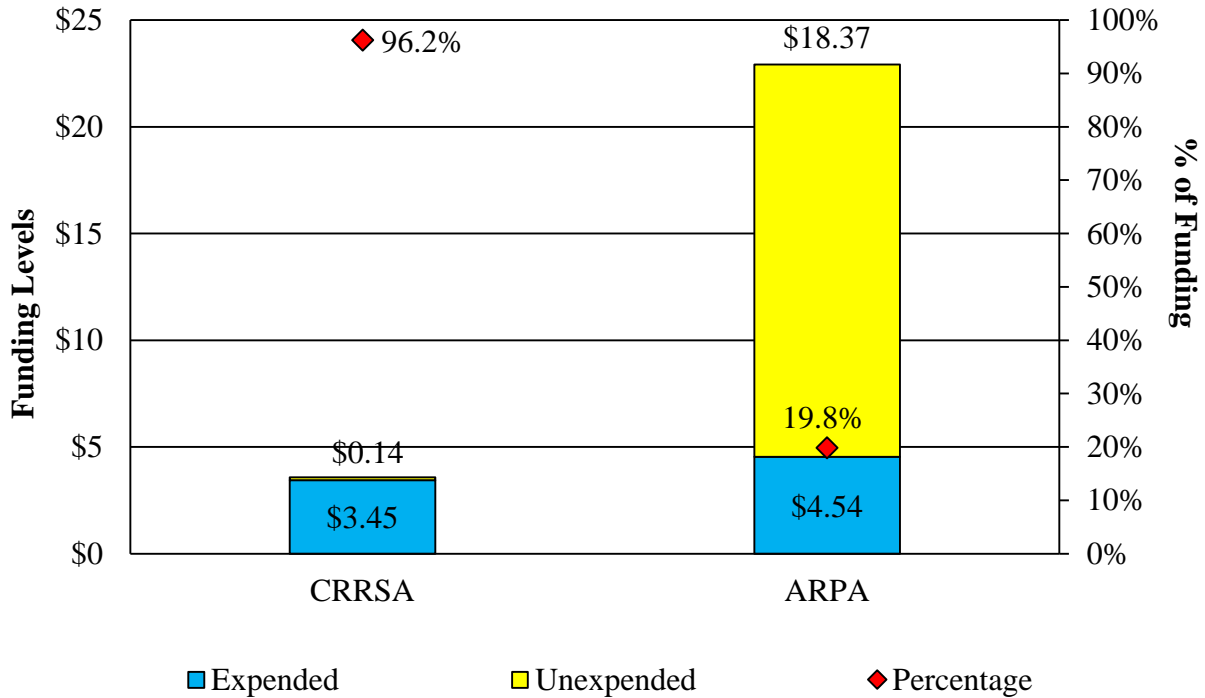
The Department of Legislative Services (DLS) recommends adopting committee narrative requesting an update from MDOA on Senior Care participation and costs, including the adequacy of current funding.

2. Federal Stimulus Funds

MDOA received federal stimulus dollars through the Coronavirus Aid, Relief, and Economic Security (CARES) Act, the Families First Coronavirus Response Act (FFCRA), the CRRSA, and the ARPA. MDOA allocates this funding to local AAAs to supplement funding for existing programs. The grants fund federal OAA programs, including the provision of long-term care and ombudsman support (Title IIIB), meal delivery to home and congregate settings (Title IIIC), support for family caregivers (Title IIIE), and programs to prevent elder abuse (Title VII). In addition, CRRSA awards support COVID-19 vaccination campaigns and activities to increase access to vaccines. To receive stimulus funding, local AAAs submit spending plans annually, and once approved, local AAAs will incur expenses as planned and submit invoices to MDOA for reimbursement from the stimulus funding. This process can cause a delay in MDOA's records of funding spenddown across jurisdictions and may make it appear that the State is carrying balances of expired funds. Funding awards from the CARES Act and the FFCRA expired on September 30, 2022, and CRRSA funding expired September 30, 2023. Funding awarded through the ARPA expires September 30, 2024.

In response to committee narrative in the 2023 *Joint Chairmen's Report* (JCR), MDOA submitted an update in September 2023 on local AAA spending of the remaining ARPA and CRRSA funding. MDOA reported that as of August 2023, local AAAs had expended \$3.3 million of CRRSA funding, or 93% of the total award, and approximately one-fifth of the total ARPA award. In January 2024, MDOA provided DLS with an informal update on CRRSA spending in multiple jurisdictions based on recently processed invoice requests. **Exhibit 6** reflects the updated expended and balance amounts.

**Exhibit 6
Total CRRSA and ARPA Funding
Fiscal 2021-2025 Allowance
(\$ in Millions)**



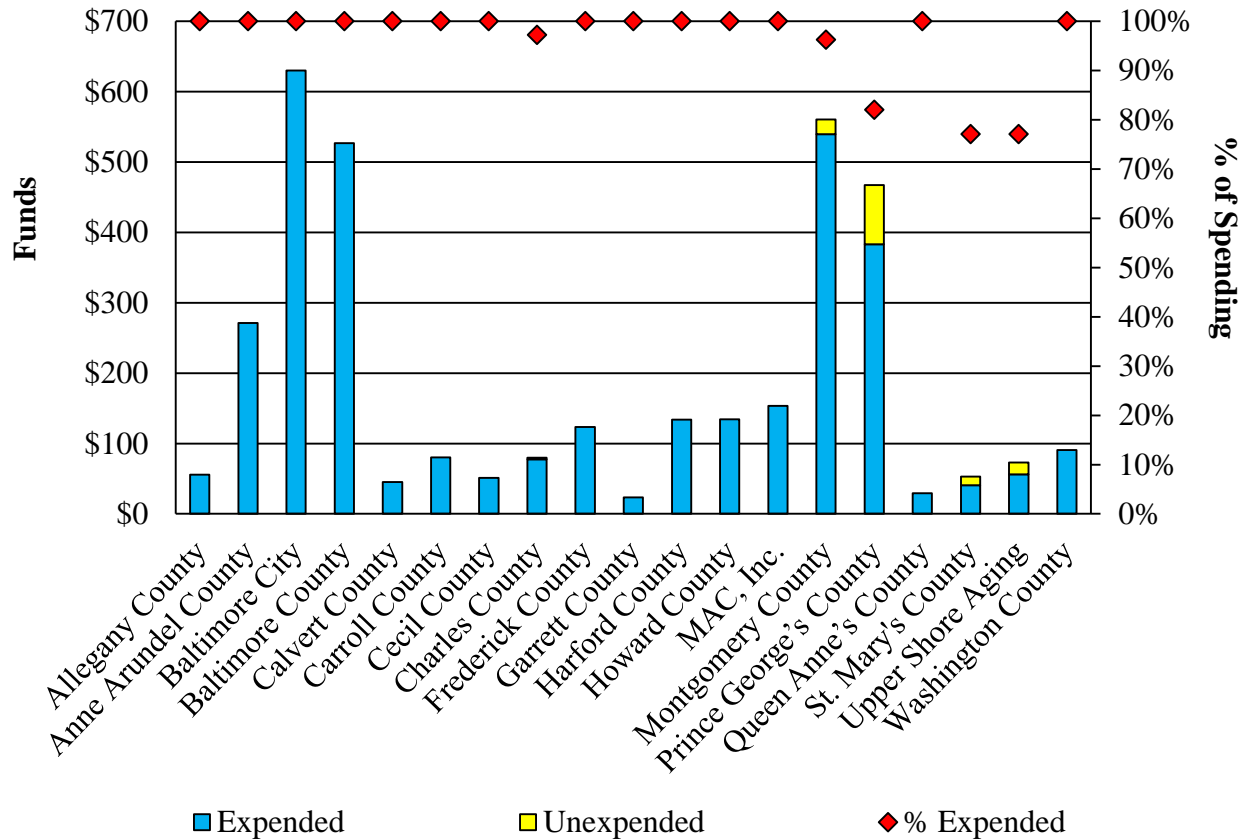
ARPA: American Rescue Plan Act
 CRRSA: Coronavirus Response and Relief Supplemental Appropriations
 MAC, Inc.: Maintaining Active Citizens, Incorporated

Note: Spending totals for ARPA funds are as of August 30, 2023. Spending totals for CRRSA funds are as of January 8, 2024. MAC, Inc. includes Dorchester, Somerset, Wicomico, and Worcester counties. Upper Shore Aging includes Caroline, Kent, and Talbot counties.

Source: Maryland Department of Aging

As of August 2023, 5 of the 19 local AAAs had expended 100% of CRRSA award funds. MDOA reports that as of January 8, 2024, all but 6 local AAAs had expended 100% of their CRRSA award funding that expired at the close of the federal fiscal 2023. As shown in **Exhibit 7**, among those jurisdictions that did not expend all the funds, all spent at least 75% of their awards. The amount of unspent CRRSA funding totaled \$136,347. The Montgomery County AAA indicated that it was unable to spend \$18,000, or 85% of its unexpended funds, due to lower-than-projected demand for home-delivered meals. The Prince George’s County AAA made up the greatest share of unspent funds and cited staffing as the primary driver of its inability to expend the remaining \$84,056 in CRRSA funds for vaccine access initiatives.

Exhibit 7
CRRSA Spending by Local Area Agencies on Aging
Fiscal 2021-2024
(\$ in Thousands)



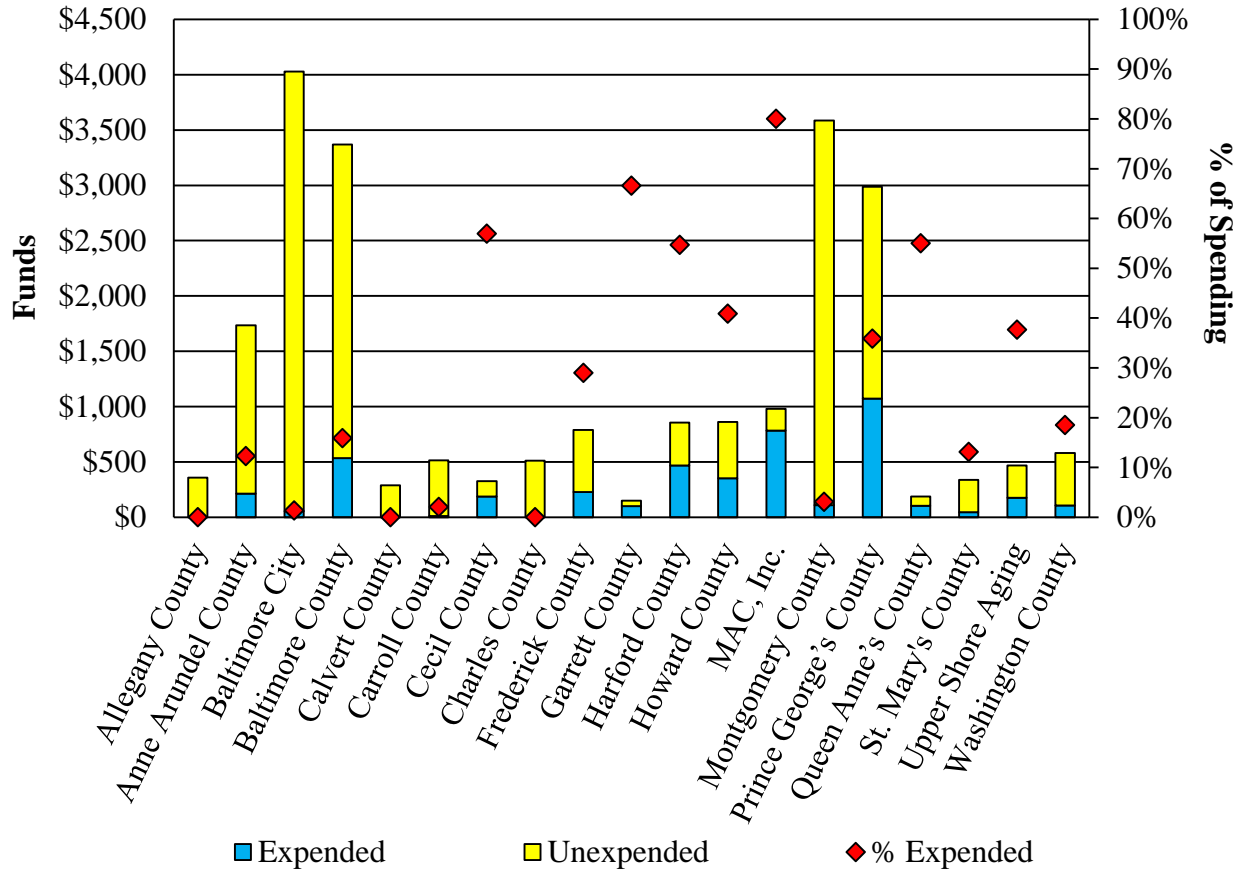
CRRSA: Coronavirus Response and Relief Supplemental Appropriations
 MAC, Inc.: Maintaining Active Citizens, Incorporated

Note: MAC, Inc. includes Dorchester, Somerset, Wicomico, and Worcester counties. Upper Shore Aging includes Caroline, Kent, and Talbot counties.

Source: Maryland Department of Aging

As of August 2023, local AAAs expended 19.8%, or \$4.5 million, of the total ARPA awards and have until September 30, 2024, to spend down the remaining \$18.4 million. As shown in **Exhibit 8**, 5 of the 19 local AAAs had spent at least half of their award as of August 2023. The 2023 JCR requested a second report on federal stimulus funding by local AAAs as of February 1, 2024, which is due March 1, 2024.

Exhibit 8
ARPA Spending by Local Area Agencies on Aging
Fiscal 2021-2024
(\$ in Thousands)



ARPA: American Rescue Plan Act of 2021
 MAC, Inc.: Maintaining Active Citizens, Incorporated

Note: MAC, Inc. includes Dorchester, Somerset, Wicomico, and Worcester counties. Upper Shore Aging includes Caroline, Kent, and Talbot counties.

Source: Maryland Department of Aging

To ensure maximum spending ahead of funding expiration, MDOA worked with individual local AAAs that experienced difficulty in utilizing all stimulus funds. In preparation for the ARPA award expiration, MDOA has taken several steps to ensure that local AAAs are equipped to spend the supplemental funding. MDOA created an assistant secretary for grants administration position, which oversees compliance with grant terms and conditions and works with fiscal staff at local

AAAs to ensure timely reporting and spenddown of federal dollars. MDOA is also using stimulus funds to improve its data systems and increase its analytical and operational capacity. In partnership with the Maryland Department of Planning (MDP), MDOA is using ARPA administrative funds to purchase a new data system and dashboard.

3. New Dementia Care Programs and Multisector Plan on Aging Initiative

According to the U.S. Census Bureau, as of calendar 2020, individuals 65 and older comprise nearly 16% of the total population in Maryland. Two policies require MDOA to establish new initiatives related to the State’s capacity to care for its aging population.

Dementia Care

Alzheimer’s disease and other dementias impact many older Americans and require specific and sometimes intensive care. According to the Alzheimer’s Association, 110,000 people age 65 and over in Maryland live with Alzheimer’s. Chapters 667 and 668 of 2023 established the Long-Term Care and Dementia Care Navigation Program requiring local AAAs to establish or build upon existing dementia care navigation programs for their jurisdictions. MDOA is tasked with overseeing program development, training staff, and collecting and managing data to measure progress. Chapters 667 and 668 require the Governor, beginning in fiscal 2025, to include \$2.4 million annually in the budget to support the programs. The Acts also require MDOA to submit an annual report beginning October 1, 2024, to the Governor and General Assembly about the program’s services and scope. The fiscal 2025 allowance includes the required \$2.4 million in general funds for the program. **MDOA should comment on the status of implementing this program.**

Longevity Ready Maryland Initiative

The second initiative, established by executive order on January 3, 2024, requires MDOA to develop an multisectoral plan to care for older adults. Through LRM, MDOA will build and implement a multisector plan to address the needs of older Marylanders. The main deliverable of the project is a 10-year plan with recommendations for a whole-of-government approach to develop Maryland’s aging-care infrastructure. This plan will identify and expand upon areas throughout State government in which older Maryland adults are supported across a range of needs. MDOA will convene workgroups to study the needs of and opportunities for older adults in Maryland and collect and manage data related to senior services. The administrative responsibilities of the initiative include collaborating with other State agencies and incorporating the needs of seniors in public services.

As of January 2024, MDOA reports plans to invest at least \$1.7 million in data capacity in order to better track and analyze data related to caring for the elderly population in Maryland. MDOA began a project to develop a data dashboard with MDP in September 2023 using ARPA administrative funds. The agency anticipates the dashboard to be completed by

D26A07 – Department of Aging

September 30, 2024, before the expiration deadline for ARPA funding. MDOA also anticipates that the dashboard will be adapted for usage in other agencies in the future.

Two MDOA positions will oversee this work, the director of multisector planning and the policy, stakeholder engagement, and communications manager. Both roles are currently filled and funded with federal funds. The fiscal 2025 allowance also includes 2 contractual conversions of administrative roles to support the project. As of January 2024, 1 of these positions is filled and the other is vacant. To supplement future funding, MDOA is exploring partnerships with Maryland philanthropies interested in supporting this work. MDOA is required to submit an interim report July 2025 and a final report July 2026.

DLS recommends adopting committee narrative requesting that MDOA provide an update on project spending and goals prior to the interim report submission.

Operating Budget Recommended Actions

1. Adopt the following narrative:

Report on Senior Care Funding Adequacy: The Maryland Department of Aging (MDOA) Senior Care program is provided by all local jurisdictions in the State and serves more than 5,000 individuals. Since fiscal 2023, the annual appropriation for Senior Care has included funding enhancements to address large waitlists in the program. Fiscal 2023 data suggests that with even modest increases in funding, local Area Agencies on Aging (AAA) are able to expand this service to significantly increase participation while reducing waitlist sizes. The fiscal 2024 working appropriation, after accounting for a planned reversion, totals \$13.9 million with \$4 million intended to address waitlists. The fiscal 2025 allowance continues funding at these levels. Given the recent increases in Senior Care appropriations, the committees are interested in understanding the actual need to serve those in need of Senior Care services in the local jurisdictions. The committees request that the MDOA submit a report providing the following data:

- the number of individuals participating in Senior Care by local AAAs as of September 30, 2024;
- the number of individuals on the Senior Care waitlist by local AAAs as of September 30, 2024;
- the total funding expended on Senior Care in fiscal 2024 by each AAA; and
- the estimated level of funding needed to meet service demands by AAAs.

Information Request	Author	Due Date
Participation and funding needs	MDOA	December 1, 2024

2. Adopt the following narrative:

Update on the Longevity Ready Maryland (LRM) Initiative: Established by executive order in January 2024, LRM Initiative will connect State agencies to develop strategies to prioritize the needs of the older population in Maryland across State government. The Maryland Department of Aging (MDOA) will oversee the initiative and staff workgroups and publish two reports with recommendations and a roadmap for interagency collaboration and program development. As of January 2024, MDOA is planning investments in data tools, including a data dashboard to better collect, track, and analyze data to inform its work. MDOA is required by executive order to submit a preliminary report in July 2025 and a final report in July 2026. To understand how fiscal 2024 and 2025

D26A07 – Department of Aging

spending may be used to advance the goals of this initiative, the committees request that MDOA submit a report with the following data as of October 30, 2024:

- planned and completed expenses related to the LRM Initiative in fiscal 2024 and 2025;
- a brief timeline of activities and milestones leading up to the 2026 final report; and
- a list of agencies participating in the initiative.

Information Request	Author	Due Date
Update on the LRM Initiative	MDOA	December 15, 2024

Updates

- ***MDOA Headquarters Move:*** MDOA will relocate its current central offices in State Center in Baltimore City to 36 South Charles Street in Baltimore City. As of October 2023, MDOA had not begun its move but anticipates the move will be completed by fall 2024.
- ***No New Capital Projects in Fiscal 2025:*** MDOA did not approve any new capital projects for fiscal 2025. The fiscal 2024 appropriation includes \$1.9 million for new projects, bringing the total in the MDOA capital budget to be encumbered to \$4.3 million.

Appendix 1
2023 Joint Chairmen’s Report Responses from Agency

The 2023 JCR requested that MDOA prepare three reports. Electronic copies of the full JCR responses can be found on the DLS Library website.

- ***Update on HSA II Recruitment:*** In June 2023, MDOA filled the HSA II position that had been vacant for more than two years. The new hire started on June 28, 2023. This role oversees the Senior Assisted Living Subsidy (SALS) Program and CHSP, both of which now operate under the restructured Housing Services Division (formerly Continuing Care Division) that oversees program and policy development for housing and independent living assistance.
- ***Program Participation and Waitlists:*** Between January and June 2023, overall waitlists decreased in the Senior Care and SALS programs, while participation in many jurisdictions increased. Further discussion about the Senior Care program waitlist and funding is included in Key Observation 1.
- ***Update on Federal Stimulus Spending:*** MDOA submitted the first of two reports outlining federal stimulus spending by local AAAs, reporting that as of August 30, 2023, local AAAs had spent 70% of CRSSA funding that expired on September 30, 2023. The second report is due March 1, 2024. Further discussion of spenddown of federal stimulus and MDOA’s funding plans for serves supported by stimulus funding is included in Key Observation 2 of this analysis.

Appendix 2
Object/Fund Difference Report
Department of Aging

<u>Object/Fund</u>	<u>FY 23</u> <u>Actual</u>	<u>FY 24</u> <u>Working</u> <u>Appropriation</u>	<u>FY 25</u> <u>Allowance</u>	<u>FY 24 - FY 25</u> <u>Amount Change</u>	<u>Percent</u> <u>Change</u>
Positions					
01 Regular	40.00	40.00	49.00	9.00	22.5%
02 Contractual	8.35	11.20	9.00	-2.20	-19.6%
Total Positions	48.35	51.20	58.00	6.80	13.3%
Objects					
01 Salaries and Wages	\$3,922,425	\$4,657,917	\$5,924,674	\$1,266,757	27.2%
02 Technical and Special Fees	697,556	811,752	692,471	-119,281	-14.7%
03 Communication	79,768	84,230	21,230	-63,000	-74.8%
04 Travel	75,098	83,400	80,698	-2,702	-3.2%
06 Fuel and Utilities	745,828	0	0	0	0.0%
07 Motor Vehicles	11,488	10,763	8,263	-2,500	-23.2%
08 Contractual Services	2,906,186	3,026,914	2,577,738	-449,176	-14.8%
09 Supplies and Materials	20,137	21,459	5,119	-16,340	-76.1%
10 Equipment – Replacement	38,589	50,000	39,000	-11,000	-22.0%
12 Grants, Subsidies, and Contributions	73,892,888	89,478,028	80,812,763	-8,665,265	-9.7%
13 Fixed Charges	209,665	208,804	236,624	27,820	13.3%
Total Objects	\$82,599,628	\$98,433,267	\$90,398,580	-\$8,034,687	-8.2%
Funds					
01 General Fund	\$33,039,562	\$43,639,397	\$40,916,437	-\$2,722,960	-6.2%
03 Special Fund	1,185,523	1,167,921	1,107,122	-60,799	-5.2%
05 Federal Fund	45,787,035	52,155,253	46,752,849	-5,402,404	-10.4%
09 Reimbursable Fund	2,587,508	1,470,696	1,622,172	151,476	10.3%
Total Funds	\$82,599,628	\$98,433,267	\$90,398,580	-\$8,034,687	-8.2%

Note: The fiscal 2024 appropriation does not include deficiencies or targeted reversions. The fiscal 2025 allowance does not include statewide salary adjustments budgeted within the Department of Budget and Management.