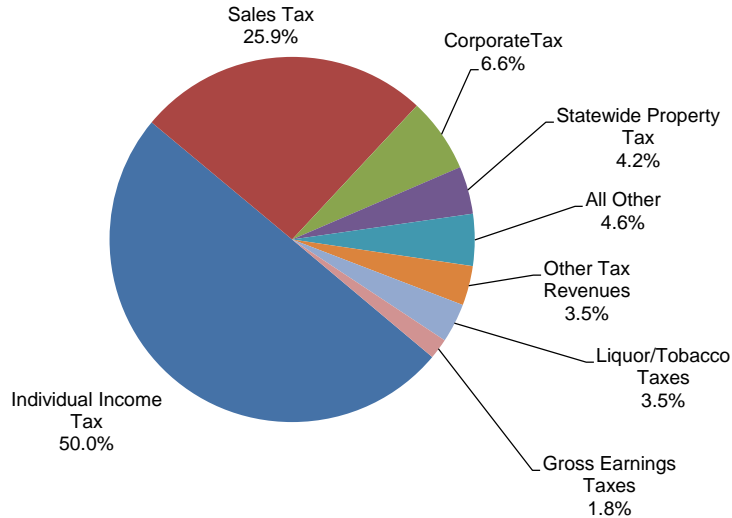


**2014-15 Biennium  
Where the General Fund Dollars Come From  
Governor's Revised Budget**

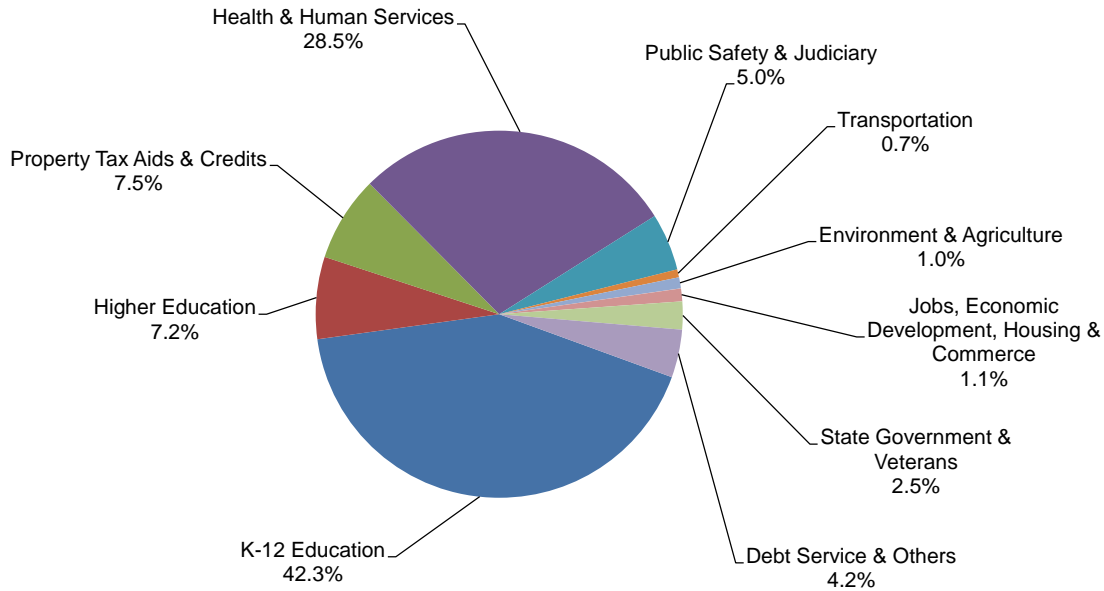
**2014-15 Biennium  
\$39,442 Million Revenues  
\$1,712 Million Balance Forward**



	(\$ in Millions)
<b>Forecast Balance Forward 6-30-13</b>	\$ 1,712
<b>Non-Dedicated Revenues:</b>	
Individual Income Tax	\$ 19,705
Sales Tax	10,208
Corporate Tax	2,595
Statewide Property Tax	1,660
Gross Earnings Taxes	714
Liquor, Wine, Beer Taxes	169
Cigarette & Tobacco Taxes	1,199
Other Tax Revenues	1,378
All Other Revenues	1,459
Subtotal Non-Dedicated Revenues	<u>\$ 39,087</u>
Dedicated Revenue	\$ 1
Transfers From Other Funds	255
Prior Year Adjustments	99
Subtotal Other Resources	<u>\$ 355</u>
<b>SUBTOTAL CURRENT RESOURCES</b>	<u><u>\$ 39,442</u></u>
 <b>TOTAL AVAILABLE RESOURCES, FY 2014-15</b>	 <b>\$ 41,154</b>
<b>Less: Estimated Expenditures</b>	
Cash Flow Account	\$ 39,323
Budget Reserve	350
Stadium Reserve	994
Appropriations Carried Forward	30
Projected General Fund Balance 6-30-15	<u><u>\$ 457</u></u>

**2014-15 Biennium  
Where the General Fund Dollars Go  
Governor's Revised Budget**

**2014-15 Biennium**  
**\$ 39,323 Million Spending**  
**\$350 Million Cash Flow Account**  
**\$994 Million Budget Reserve**  
**\$30 Million Stadium Reserve**



TOTAL AVAILABLE RESOURCES, FY 2014-15 (\$ in Millions)  
**\$ 41,154**

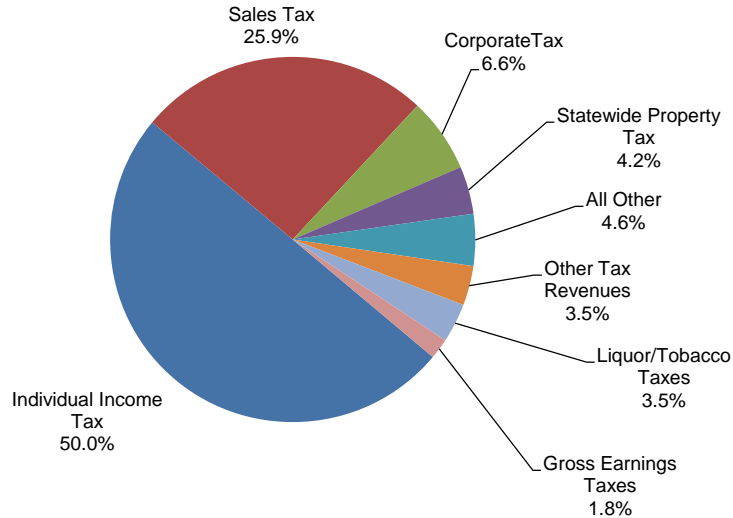
Omnibus Bills:	
K-12 Education	\$ 15,807
K-12 Ptx Rec/Aid Payment Shift	813
Higher Education	2,843
Property Tax Aids & Credits	2,956
Health & Human Services	11,194
Public Safety & Judiciary	1,981
Transportation	277
Environment & Agriculture	385
Jobs, Economic Development, Housing & Commerce	439
State Government & Veterans	973
Debt Service	1,243
Capital Projects & Others	413
Subtotal-Omnibus Bills	<u>\$ 39,323</u>

Dedicated Expenditures -  
**TOTAL ESTIMATED EXPENDITURES, FY 2014-15** **\$ 39,323**

Cash Flow Account	\$ 350
Budget Reserve	994
Stadium Reserve	30
Appropriations Carried Forward	0
Projected General Fund Balance 6-30-15	<u><u>\$ 457</u></u>

**2016-17 Biennium  
Where the General Fund Dollars Come From  
Governor's Revised Budget**

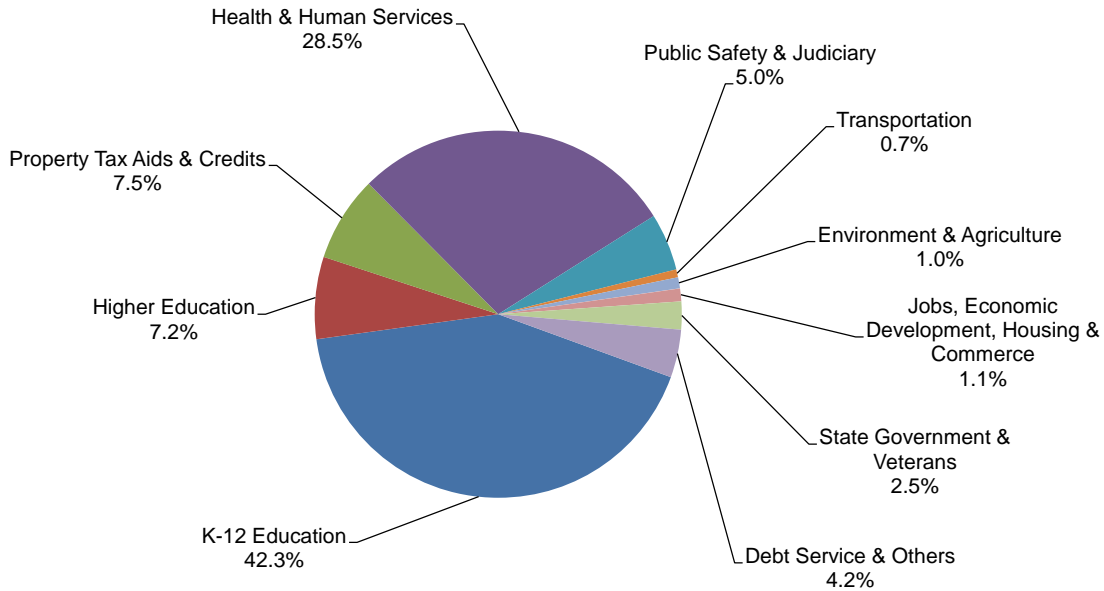
**2016-17 Biennium  
\$42,318 Million Revenues  
\$1,831 Million Balance Forward**



	(\$ in Millions)
<b>Forecast Balance Forward 6-30-15</b>	\$ 1,831
<b>Non-Dedicated Revenues:</b>	
Individual Income Tax	\$ 21,871
Sales Tax	10,928
Corporate Tax	2,593
Statewide Property Tax	1,728
Gross Earnings Taxes	782
Liquor, Wine, Beer Taxes	175
Cigarette & Tobacco Taxes	1,198
Other Tax Revenues	1,367
All Other Revenues	1,354
Subtotal Non-Dedicated Revenues	<u>\$ 41,995</u>
Dedicated Revenue	\$ 1
Transfers From Other Funds	252
Prior Year Adjustments	70
Subtotal Other Resources	<u>\$ 323</u>
<b>SUBTOTAL CURRENT RESOURCES</b>	<u><u>\$ 42,318</u></u>
<b>TOTAL AVAILABLE RESOURCES, FY 2016-17</b>	<b>\$ 44,150</b>
<b>Less: Estimated Expenditures</b>	\$ 42,786
Cash Flow Account	350
Budget Reserve	994
Stadium Reserve	7
Appropriations Carried Forward	0
Projected General Fund Balance 6-30-17	<u><u>\$ 12</u></u>

**2016-17 Biennium  
Where the General Fund Dollars Go  
Governor's Revised Budget**

**2016-17 Biennium**  
**\$ 42,786 Million Spending**  
**\$350 Million Cash Flow Account**  
**\$994 Million Budget Reserve**  
**\$7 Million Stadium Reserve**



	(\$ in Millions)
<b>TOTAL AVAILABLE RESOURCES, FY 2016-17</b>	<b>\$ 44,150</b>
Omnibus Bills:	
K-12 Education	\$ 17,404
K-12 Ptx Rec/Aid Payment Shift	0
Higher Education	3,181
Property Tax Aids & Credits	3,359
Health & Human Services	13,073
Public Safety & Judiciary	2,156
Transportation	245
Environment & Agriculture	360
Jobs, Economic Development, Housing & Commerce	409
State Government & Veterans	1,010
Debt Service	1,331
Capital Projects & Others	259
Subtotal-Omnibus Bills	<u>\$ 42,786</u>
Dedicated Expenditures	
<b>TOTAL ESTIMATED EXPENDITURES, FY 2016-17</b>	<b>\$ 42,786</b>
Cash Flow Account	\$ 350
Budget Reserve	994
Stadium Reserve	7
Appropriations Carried Forward	0
Projected General Fund Balance 6-30-17	<u><u>\$ 12</u></u>