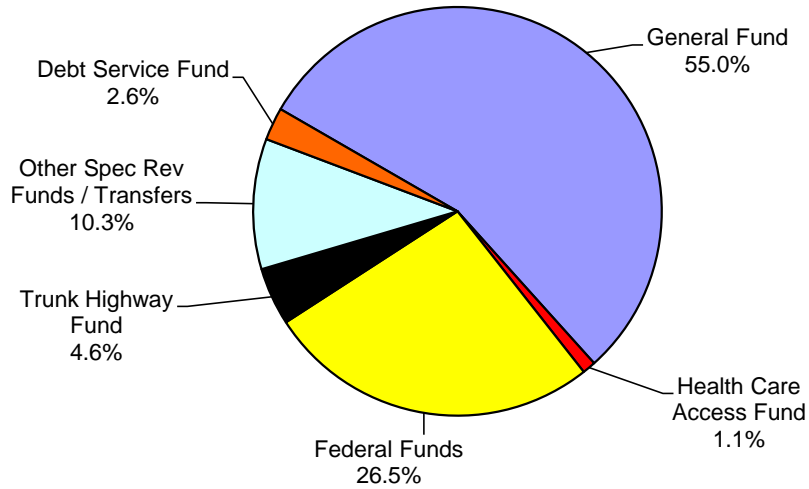


Total State 2012-13 Operating Budget End of 2013 Legislative Session

All Operating Funds - By Fund Type

2012-13 Budget
\$62.869 Billion Spending



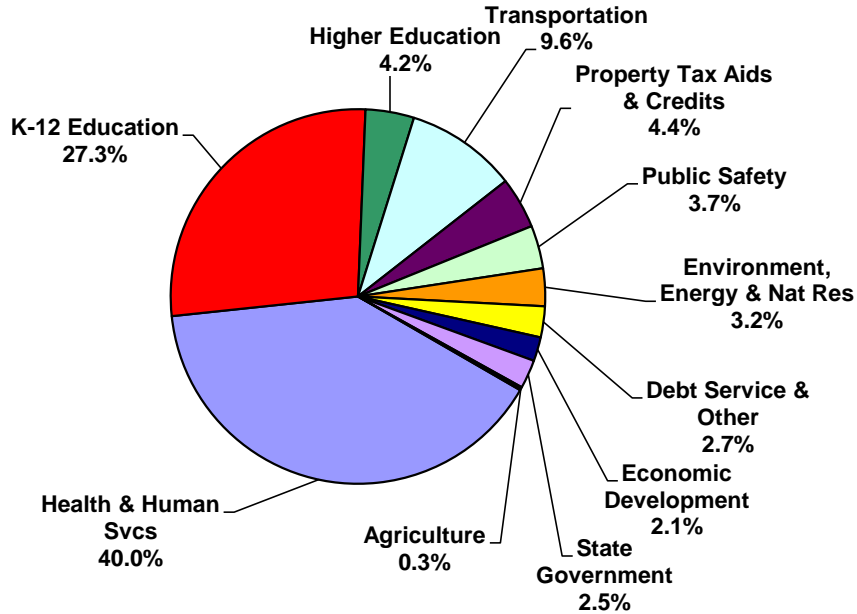
<u>Fund Type</u>	<u>(\$ in millions)</u>
General Fund	\$ 34,581
Health Care Access Fund	662
Federal Funds	16,640
Trunk Highway Fund	2,872
Other Spec Rev Funds / Transfers	6,490
Debt Service Fund	1,624
Total Spending	<u><u>\$ 62,869</u></u>

Minnesota Management & Budget
July 30, 2013

Total State 2012-13 Operating Budget End of 2013 Legislative Session

All Operating Funds - By Omnibus Spending Bill

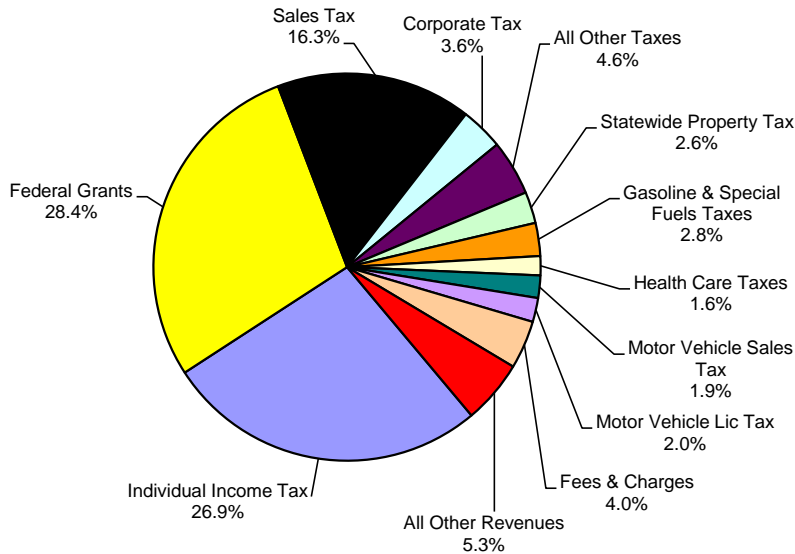
**2012-13 Budget
\$62.869 Billion Spending**



<u>Omnibus Spending Bill:</u>	<u>(\$ in millions)</u>
Health & Human Svcs	\$ 25,142
K-12 Education	17,176
Higher Education	2,634
Transportation	6,038
Property Tax Aids & Credits	2,789
Public Safety	2,335
Environment, Energy & Nat Res	2,042
Debt Service & Other	1,682
Economic Development	1,299
State Government	1,556
Agriculture	174
Total Spending	<u><u>\$ 62,869</u></u>

**Where the Dollars Come From
All Operating Funds 2012-13 Biennium
End of 2013 Legislative Session**

**2012-13 Biennium
\$61.696 Billion Revenues**

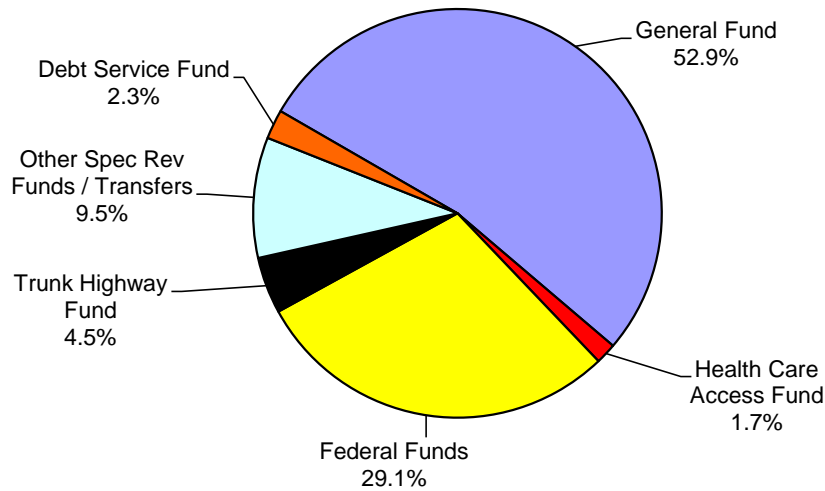


<u>Revenues</u>	<u>(\$ in millions)</u>
Individual Income Tax	\$ 16,621
Federal Grants	17,505
Sales Tax	10,065
Corporate Tax	2,209
All Other Taxes	2,845
Statewide Property Tax	1,616
Gasoline & Special Fuels Taxes	1,703
Health Care Taxes	987
Motor Vehicle Sales Tax	1,157
Motor Vehicle License Tax	1,236
Fees & Charges	2,482
All Other Revenues	3,269
Total Revenues	<u>\$ 61,696</u>

Total State 2014-15 Operating Budget End of 2013 Legislative Session

All Operating Funds - By Fund Type

**2014-15 Budget
\$69.149 Billion Spending**



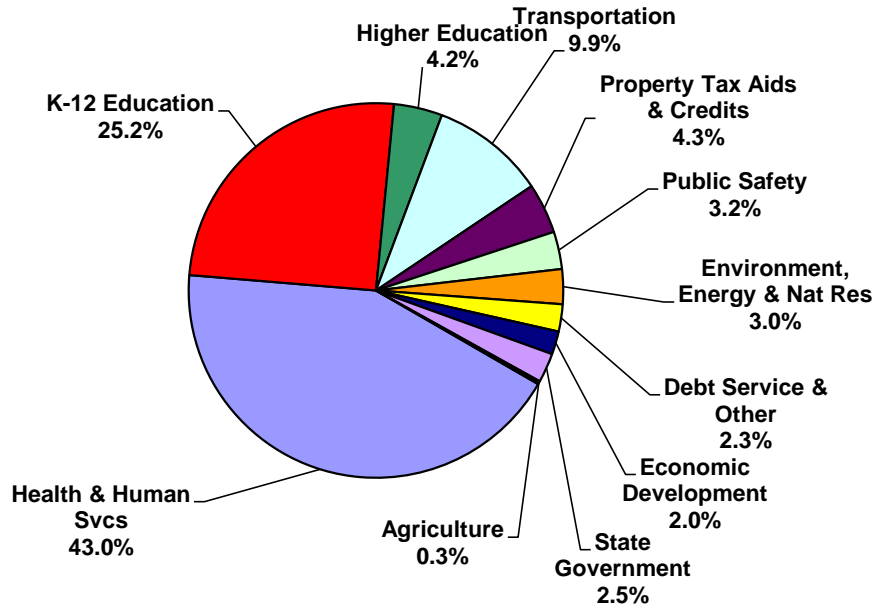
<u>Fund Type</u>	<u>(\$ in millions)</u>
General Fund	\$ 36,573
Health Care Access Fund	1,143
Federal Funds	20,146
Trunk Highway Fund	3,095
Other Spec Rev Funds / Transfers	6,593
Debt Service Fund	1,599
Total Spending	<u><u>\$ 69,149</u></u>

Minnesota Management & Budget
July 30, 2013

Total State 2014-15 Operating Budget End of 2013 Legislative Session

All Operating Funds - By Omnibus Spending Bill

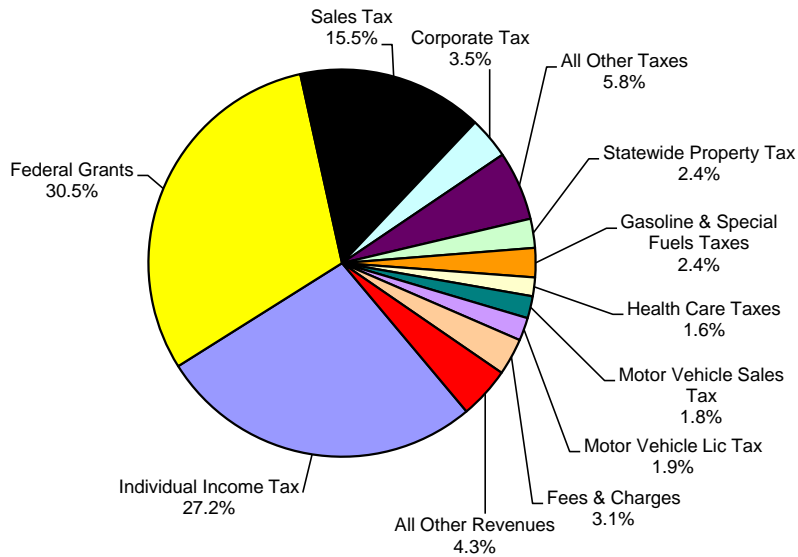
**2014-15 Budget
\$69.149 Billion Spending**



<u>Omnibus Spending Bill:</u>	<u>(\$ in millions)</u>
Health & Human Svcs	\$ 29,722
K-12 Education	17,445
Higher Education	2,892
Transportation	6,827
Property Tax Aids & Credits	3,000
Public Safety	2,235
Environment, Energy & Nat Res	2,081
Debt Service & Other	1,624
Economic Development	1,381
State Government	1,756
Agriculture	188
Total Spending	<u>\$ 69,149</u>

**Where the Dollars Come From
All Operating Funds 2014-15 Biennium
End of 2013 Legislative Session**

**2014-15 Biennium
\$69.465 Billion Revenues**



Revenues

(\$ in millions)

Individual Income Tax	\$ 18,876
Federal Grants	21,169
Sales Tax	10,782
Corporate Tax	2,422
All Other Taxes	4,009
Statewide Property Tax	1,685
Gasoline & Special Fuels Taxes	1,695
Health Care Taxes	1,087
Motor Vehicle Sales Tax	1,281
Motor Vehicle License Tax	1,332
Fees & Charges	2,137
All Other Revenues	2,989

Total Revenues

\$ 69,465