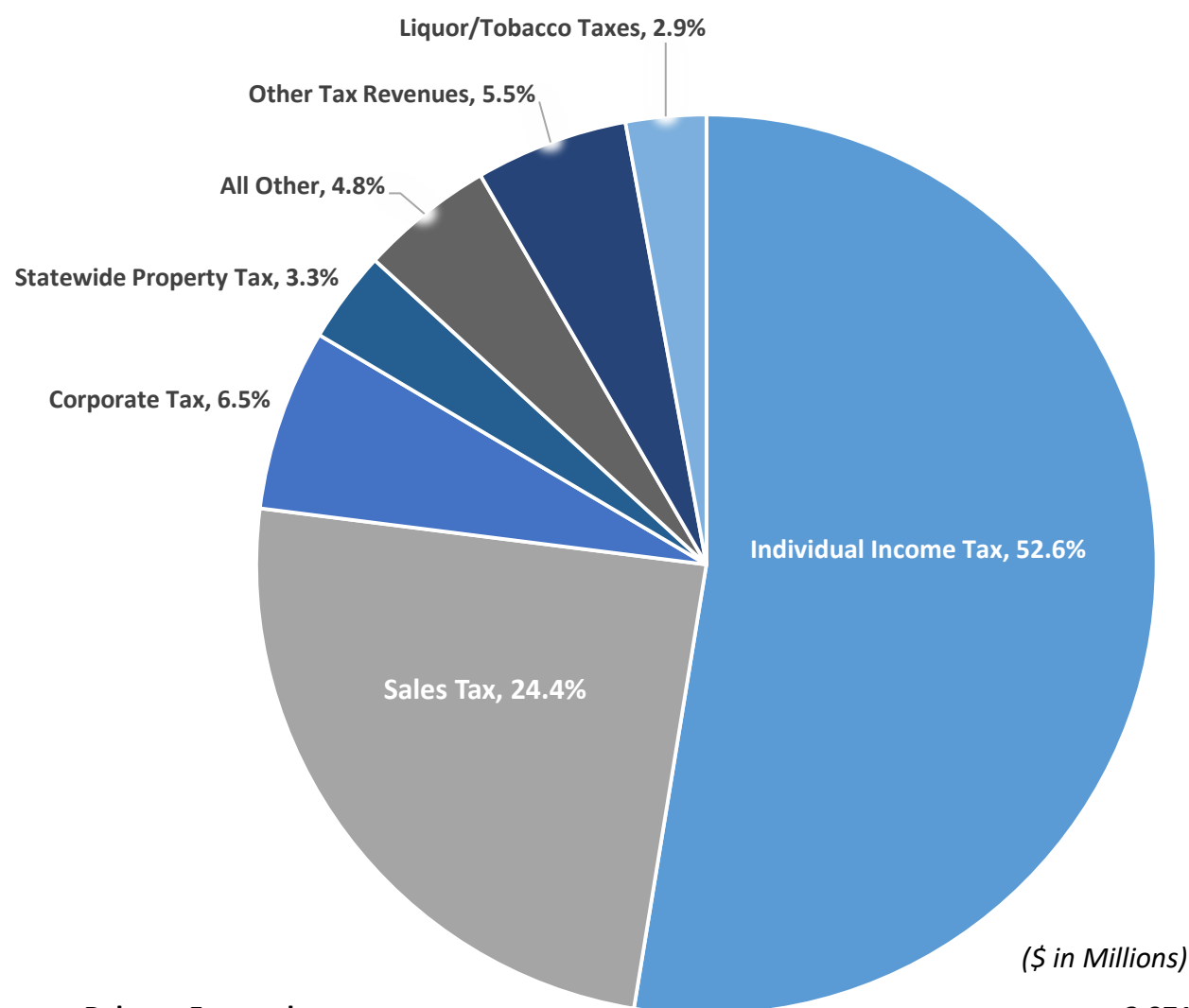


2020-21 Biennium

# Where the General Fund Dollars Come From?

End of 2020 7th Special Legislative Session

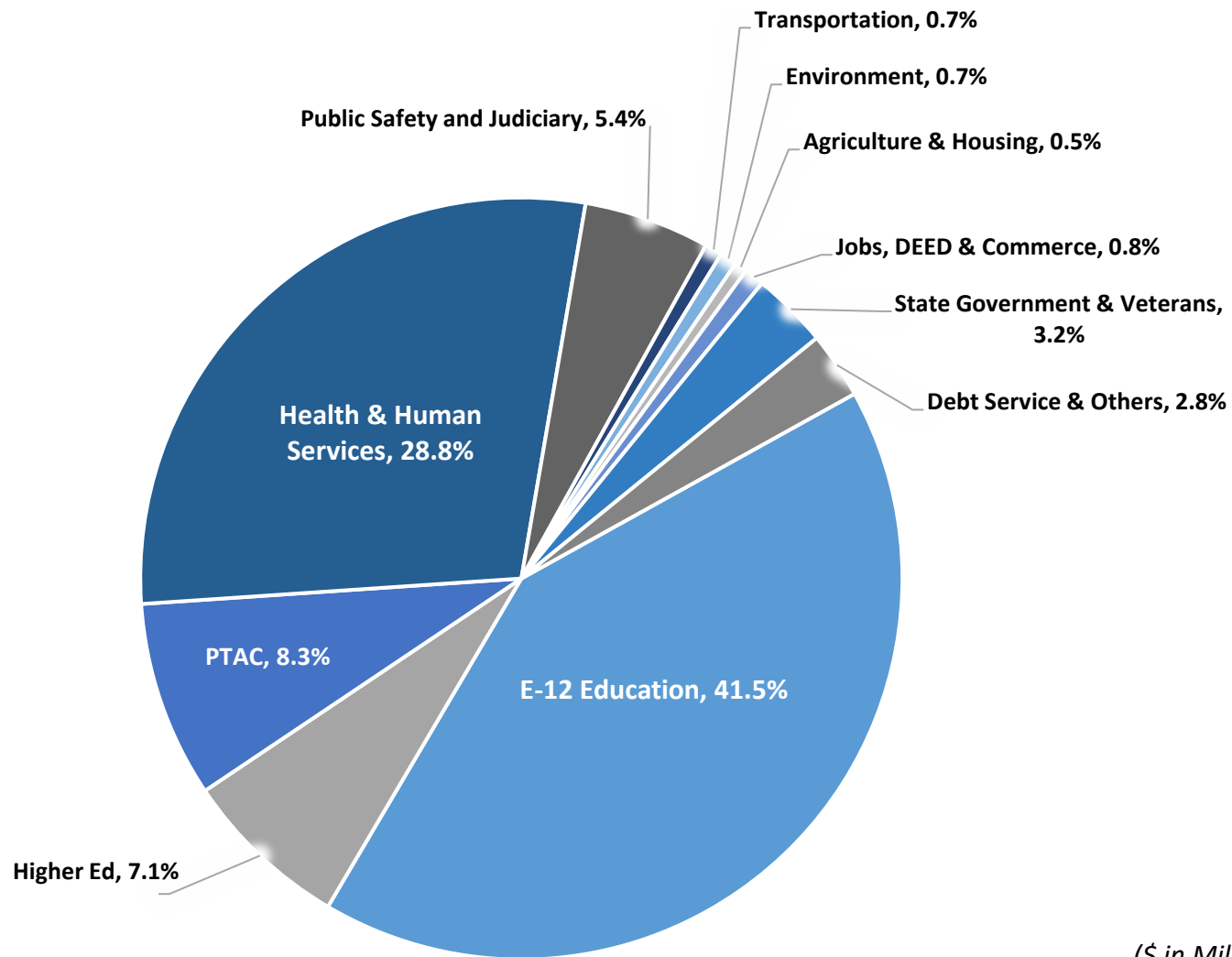


<b>Forecast Balance Forward</b>	<b>3,971</b>
Non-Dedicated Revenues:	
Individual Income Tax	24,764
Sales Tax	11,501
Corporate Tax	3,074
Statewide Property Tax	1,554
Liquor, Wine, Beer Taxes	195
Cigarette & Tobacco Taxes	1,163
Other Tax Revenues	2,584
All Other Revenues	1,543
<b>Subtotal Non-Dedicated Revenues</b>	<b>46,378</b>
Transfers From Other Funds	585
Prior Year Adjustments	136
<b>Subtotal Other Resources</b>	<b>722</b>
<b>SUBTOTAL CURRENT RESOURCES</b>	<b>47,100</b>
<b>TOTAL AVAILABLE RESOURCES, FY 2020-21</b>	<b>51,071</b>
Less: Estimated Expenditures	47,870
Cash Flow Account	350
Budget Reserve	2,377
Stadium Reserve	81
<b>Projected General Fund Balance</b>	<b>394</b>

2020-21 Biennium

# Where the General Fund Dollars Go?

End of 2020 7th Special Legislative Session



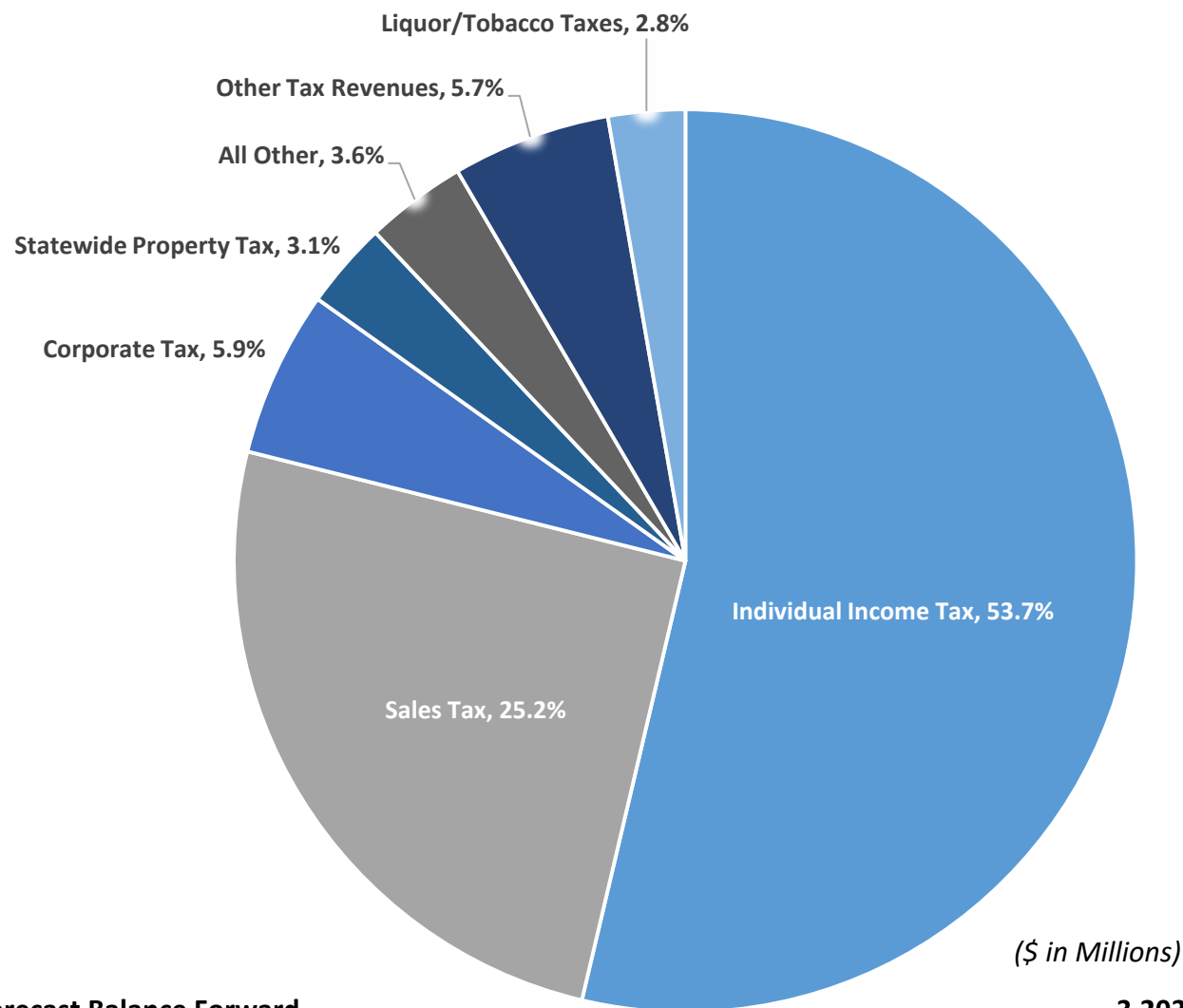
(\$ in Millions)

<b>TOTAL AVAILABLE RESOURCES, FY 2020-21</b>	<b>51,071</b>
Omnibus Bills:	
E-12 Education	19,881
Higher Education	3,407
Property Tax Aids & Credits	3,993
Health & Human Services	13,772
Public Safety & Judiciary	2,562
Transportation	350
Environment	345
Agriculture & Housing	252
Jobs, Economic Development & Commerce	406
State Government & Veterans	1,553
Debt Service	1,056
Capital Projects & Other	294
Subtotal-Omnibus Bills	47,870
<b>TOTAL ESTIMATED EXPENDITURES, FY 2020-21</b>	<b>47,870</b>
Cash Flow Account	350
Budget Reserve	2,377
Stadium Reserve	81
<b>Projected General Fund Balance</b>	<b>394</b>

2022-23 Biennium

# Where the General Fund Dollars Come From?

End of 2020 7th Special Legislative Session

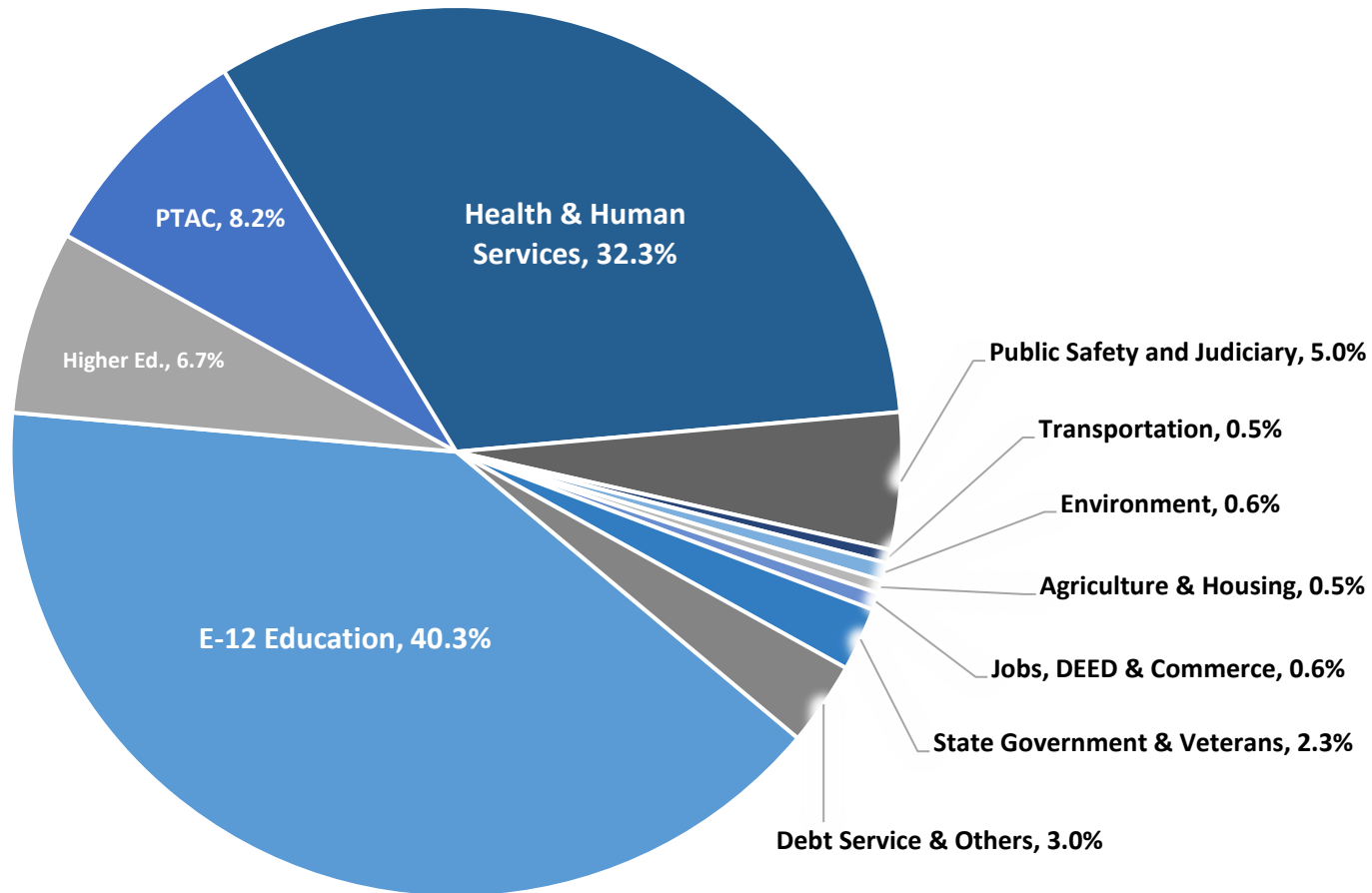


<b>Forecast Balance Forward</b>	<b>3,202</b>
<b>Non-Dedicated Revenues:</b>	
Individual Income Tax	26,571
Sales Tax	12,477
Corporate Tax	2,945
Statewide Property Tax	1,540
Liquor, Wine, Beer Taxes	209
Cigarette & Tobacco Taxes	1,153
Other Tax Revenues	2,806
All Other Revenues	1,419
<b>Subtotal Non-Dedicated Revenues</b>	<b>49,121</b>
Transfers From Other Funds	298
Prior Year Adjustments	75
<b>Subtotal Other Resources</b>	<b>373</b>
<b>SUBTOTAL CURRENT RESOURCES</b>	<b>49,494</b>
<b>TOTAL AVAILABLE RESOURCES, FY 2022-23</b>	<b>52,695</b>
Less: Estimated Expenditures	51,113
Cash Flow Account	350
Budget Reserve	1,886
Stadium Reserve	230
<b>Projected General Fund Balance</b>	<b>-883</b>

2022-23 Biennium

# Where the General Fund Dollars Go?

End of 2020 7th Special Legislative Session



TOTAL AVAILABLE RESOURCES, FY 2022-23

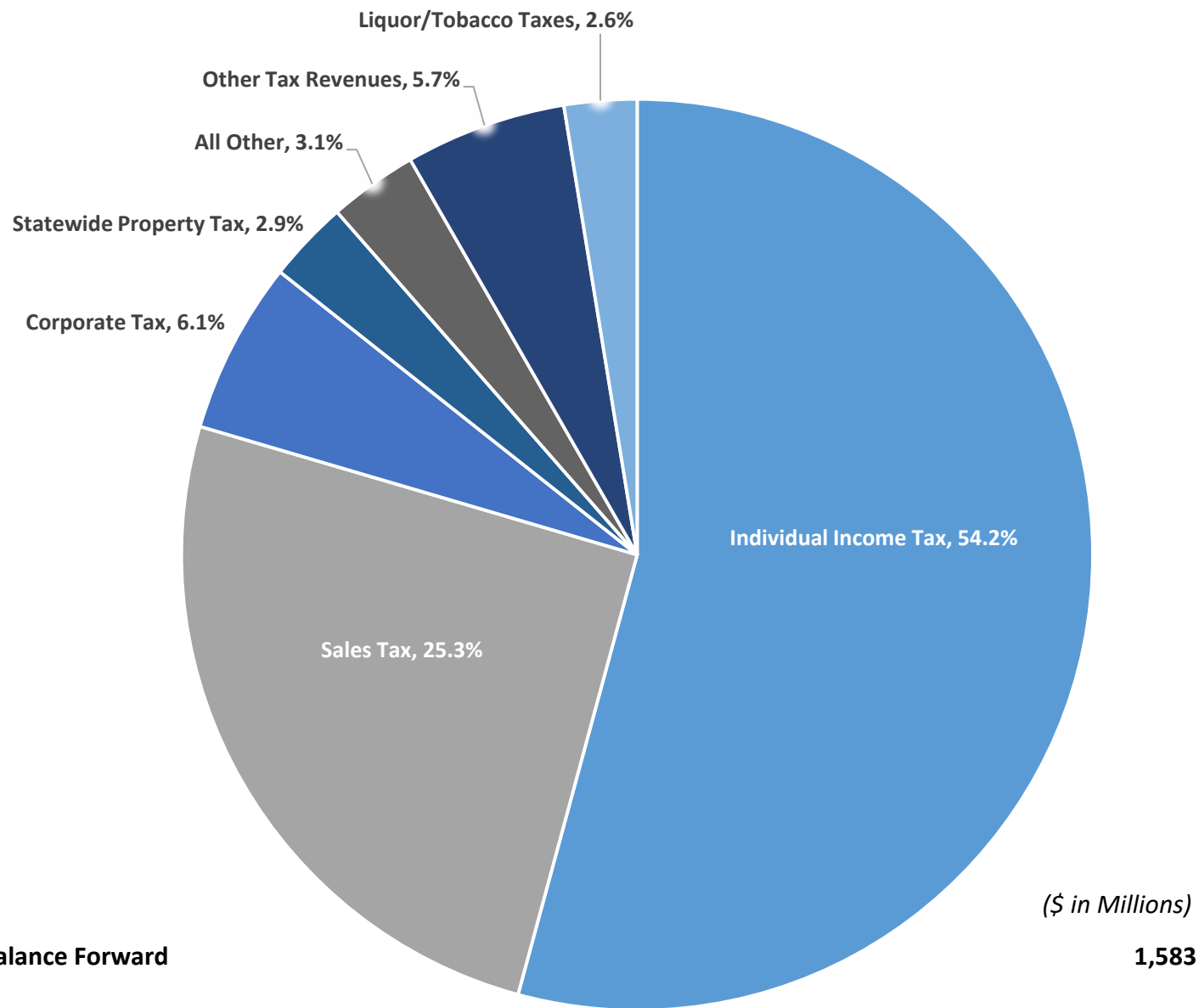
(\$ in Millions)

Omnibus Bills:	<b>52,695</b>
E-12 Education	20,594
Higher Education	3,406
Property Tax Aids & Credits	4,200
Health & Human Services	16,507
Public Safety & Judiciary	2,538
Transportation	250
Environment	332
Agriculture & Housing	243
Jobs, Economic Development & Commerce	315
State Government & Veterans	1,175
Debt Service	1,257
Capital Projects & Other	297
Subtotal-Omnibus Bills	<b>51,113</b>
<b>TOTAL ESTIMATED EXPENDITURES, FY 2022-23</b>	<b>51,113</b>
Cash Flow Account	350
Budget Reserve	1,886
Stadium Reserve	230
<b>Projected General Fund Balance</b>	<b>-883</b>

2024-25 Biennium

# Where the General Fund Dollars Come From?

End of 2020 7th Special Legislative Session



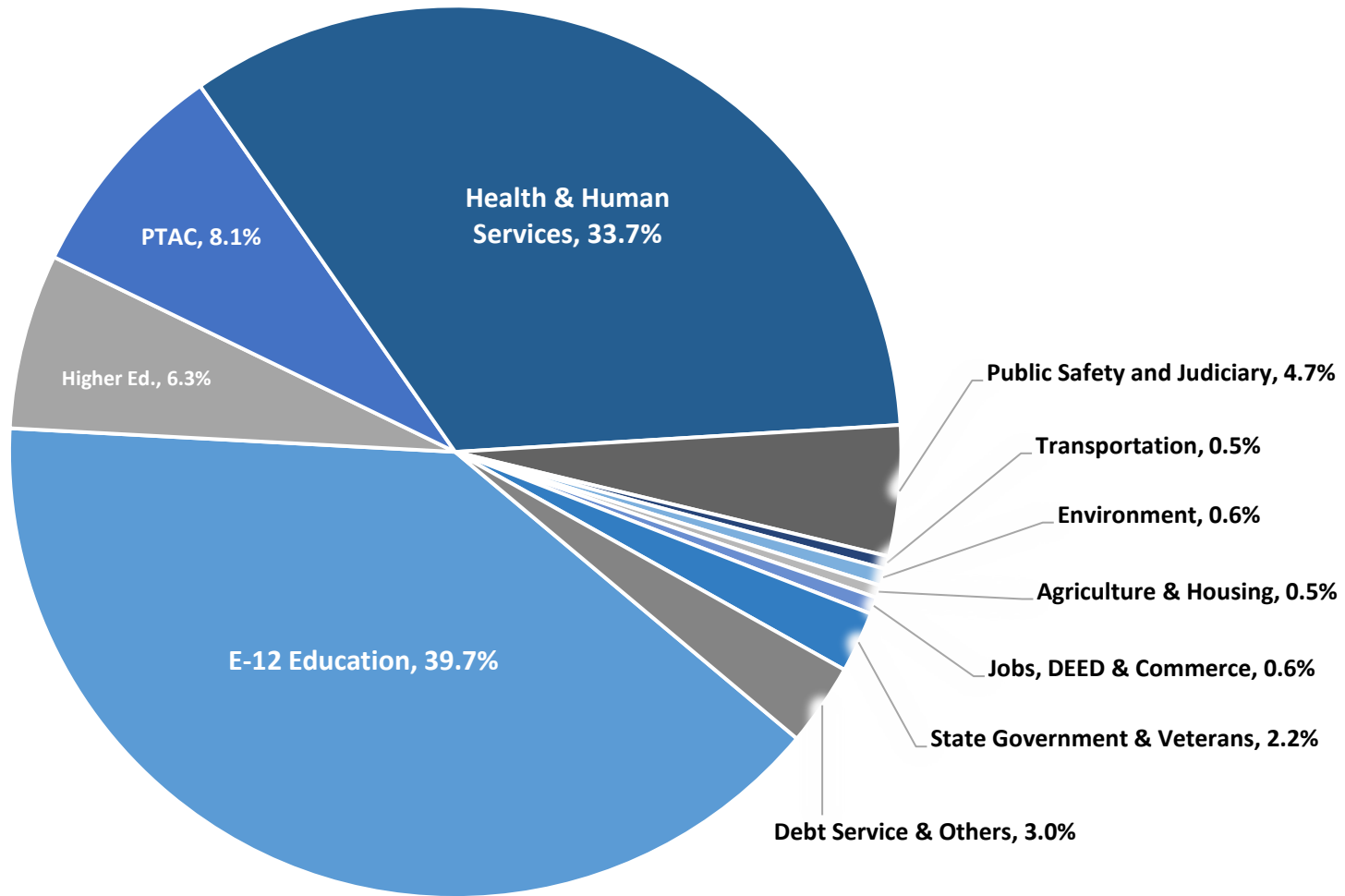
(\$ in Millions)

<b>Forecast Balance Forward</b>	<b>1,583</b>
<b>Non-Dedicated Revenues:</b>	
Individual Income Tax	28,778
Sales Tax	13,448
Corporate Tax	3,247
Statewide Property Tax	1,536
Liquor, Wine, Beer Taxes	220
Cigarette & Tobacco Taxes	1,148
Other Tax Revenues	3,037
All Other Revenues	1,420
<b>Subtotal Non-Dedicated Revenues</b>	<b>52,834</b>
Transfers From Other Funds	176
Prior Year Adjustments	75
<b>Subtotal Other Resources</b>	<b>251</b>
<b>SUBTOTAL CURRENT RESOURCES</b>	<b>53,085</b>
<b>TOTAL AVAILABLE RESOURCES, FY 2024-25</b>	<b>54,668</b>
Less: Estimated Expenditures	53,637
Cash Flow Account	350
Budget Reserve	1,886
Stadium Reserve	419
<b>Projected General Fund Balance</b>	<b>-1,624</b>

2024-25 Biennium

# Where the General Fund Dollars Go?

End of 2020 7th Special Legislative Session



TOTAL AVAILABLE RESOURCES, FY 2024-25

(\$ in Millions)

Omnibus Bills:	<b>54,668</b>
E-12 Education	21,312
Higher Education	3,406
Property Tax Aids & Credits	4,355
Health & Human Services	18,088
Public Safety & Judiciary	2,538
Transportation	249
Environment	331
Agriculture & Housing	243
Jobs, Economic Development & Commerce	327
State Government & Veterans	1,185
Debt Service	1,283
Capital Projects & Other	320
<b>Subtotal-Omnibus Bills</b>	<b>53,637</b>
<b>TOTAL ESTIMATED EXPENDITURES, FY 2024-25</b>	<b>53,637</b>
Cash Flow Account	350
Budget Reserve	1,886
Stadium Reserve	419
<b>Projected General Fund Balance</b>	<b>-1,624</b>