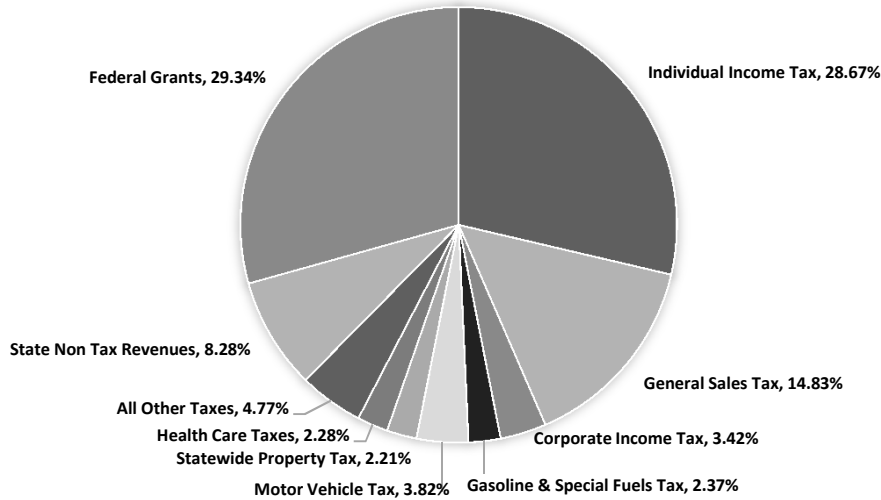


2016-17 Biennium
Where All Funds Dollars Come From
2017 Enacted Budget w/CO

2016-17 Biennium

\$ 76,740 Million Revenues

\$ 7,443 Million Balance Forward



(\$ in Millions)

Forcast Balance Forward

\$ 7,443

Tax Revenues:

Individual Income Tax	\$ 21,927
General Sales Tax	11,343
Corporate Income Tax	2,615
Gasoline & Special Fuels Tax	1,812
Motor Vehicle Tax	2,925
Statewide Property Tax	1,692
Health Care Taxes	1,747
All Other Taxes	3,650
Subtotal Tax Revenues	\$ 47,712
State Non Tax Revenues	6,333
Federal Grants	22,442
SUBTOTAL CURRENT RESOURCES	\$ 76,487
Transfer from Other Funds	\$ 253
TOTAL AVAILABLE RESOURCES, FY 2016-17	\$ 84,183
less: Estimated Expenditures	\$ 76,540
Balance Before Reserves	7,643
Budget Reserves	4,508
Appropriations Carried Forward	42
Projected Balance	\$ 3,092

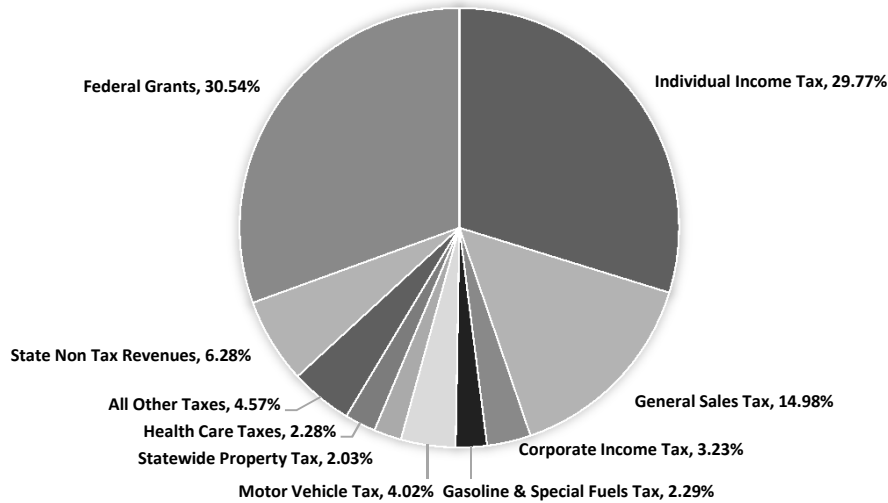


2018-19 Biennium
Where All Funds Dollars Come From
2017 Enacted Budget w/CO

2018-19 Biennium

\$ 81,249 Million Revenues

\$ 7,692 Million Balance Forward



	(\$ in Millions)
Forcast Balance Forward	\$ 7,692
Tax Revenues:	
Individual Income Tax	\$ 24,150
General Sales Tax	12,155
Corporate Income Tax	2,621
Gasoline & Special Fuels Tax	1,858
Motor Vehicle Tax	3,259
Statewide Property Tax	1,646
Health Care Taxes	1,850
All Other Taxes	3,710
Subtotal Tax Revenues	\$ 51,251
State Non Tax Revenues	5,095
Federal Grants	24,778
SUBTOTAL CURRENT RESOURCES	\$ 81,124
Transfer from Other Funds	\$ 125
TOTAL AVAILABLE RESOURCES, FY 2018-19	\$ 88,941
less: Estimated Expenditures	\$ 81,918
Balance Before Reserves	7,023
Budget Reserves	4,663
Appropriations Carried Forward	48
Projected Balance	\$ 2,313

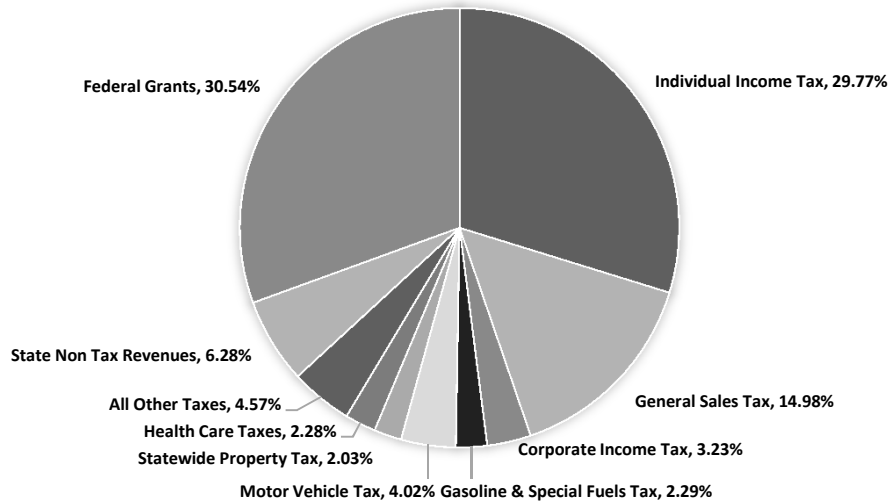


2020-21 Biennium
Where All Funds Dollars Come From
2017 Enacted Budget w/CO

2020-21 Biennium

\$ 85,656 Million Revenues

\$ 7,082 Million Balance Forward

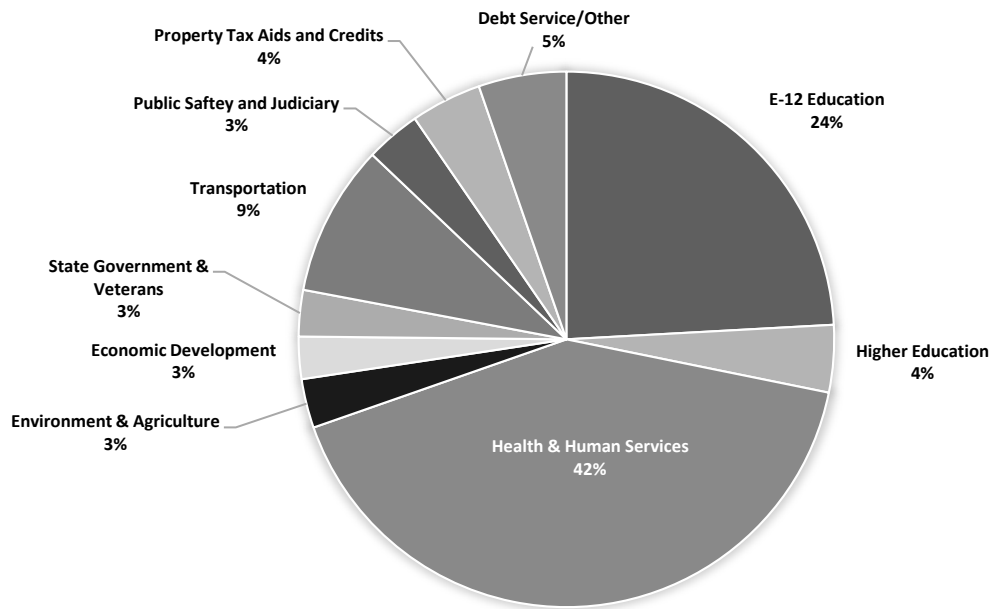


	(\$ in Millions)
Forcast Balance Forward	\$ 7,082
Tax Revenues:	
Individual Income Tax	\$ 26,574
General Sales Tax	13,218
Corporate Income Tax	2,664
Gasoline & Special Fuels Tax	1,873
Motor Vehicle Tax	3,475
Statewide Property Tax	1,627
Health Care Taxes	1,017
All Other Taxes	3,805
Subtotal Tax Revenues	\$ 54,254
State Non Tax Revenues	5,132
Federal Grants	26,142
SUBTOTAL CURRENT RESOURCES	\$ 85,529
Transfer from Other Funds	\$ 127
TOTAL AVAILABLE RESOURCES, FY 2020-21	\$ 92,738
less: Estimated Expenditures	\$ 84,747
Balance Before Reserves	7,991
Budget Reserves	4,908
Appropriations Carried Forward	48
Projected Balance	\$ 3,034



**2016-17 Biennium
Where All Funds Dollars Go
2017 Enacted Budget w/CO**

**2016-17 Biennium
\$76,540 Million Spending
\$4,508 Million Budget Reserve**



	(\$ in Millions)
TOTAL AVAILABLE RESOURCES, FY 2016-17	\$ 84,183
Omnibus Bills:	
E-12 Education	\$ 18,906
Higher Education	3,180
Health & Human Services	32,484
Environment & Agriculture	2,320
Economic Development	1,997
State Government & Veterans	2,192
Transportation	7,158
Public Safety and Judiciary	2,600
Property Tax Aids and Credits	3,353
Debt Service/Other	4,151
Inter-Fund Expenditure Adjustment	(1,800)
Subtotal-Omnibus Bills	<u>\$ 76,540</u>
TOTAL ESTIMATED EXPENDITURES, FY 2016-17	\$ 76,540
Balance Before Reserves	\$ 7,643
Budget Reserves	4,508
Appropriations Carried Forward	42
Projected Balance	<u><u>\$ 3,092</u></u>

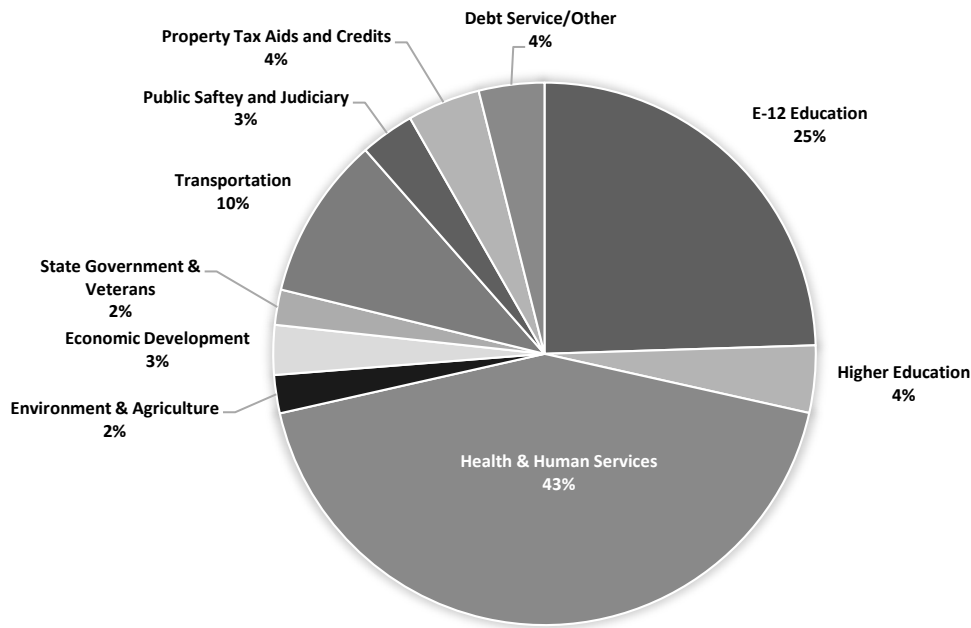


2018-19 Biennium

Where All Funds Dollars Go

2017 Enacted Budget w/CO

2018-19 Biennium
\$81,918 Million Spending
\$4,666 Million Budget Reserve

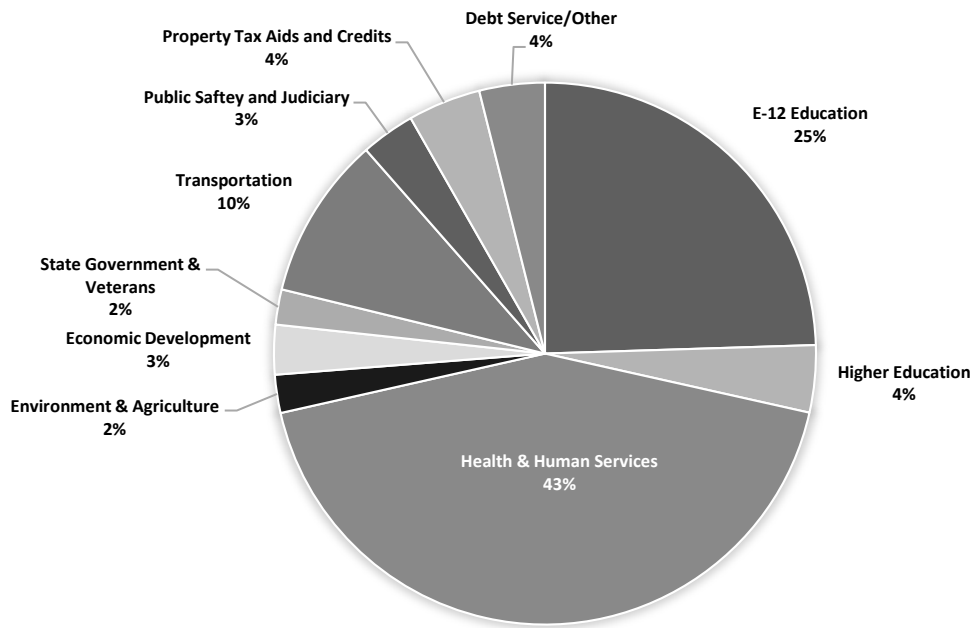


	(\$ in Millions)
TOTAL AVAILABLE RESOURCES, FY 2018-19	\$ 88,941
Omnibus Bills:	
E-12 Education	\$ 20,537
Higher Education	3,354
Health & Human Services	36,023
Environment & Agriculture	1,908
Economic Development	2,478
State Government & Veterans	1,760
Transportation	8,145
Public Safety and Judiciary	2,702
Property Tax Aids and Credits	3,643
Debt Service/Other	3,272
Inter-Fund Expenditure Adjustment	(1,904)
Subtotal-Omnibus Bills	<u>\$ 81,918</u>
TOTAL ESTIMATED EXPENDITURES, FY 2018-19	\$ 81,918
Balance Before Reserves	\$ 7,023
Budget Reserves	4,666
Appropriations Carried Forward	48
Projected Balance	<u><u>\$ 2,310</u></u>



**2020-21 Biennium
Where All Funds Dollars Go
2017 Enacted Budget w/CO**

**2020-21 Biennium
\$84,747 Million Spending
\$4,911 Million Budget Reserve**



	(\$ in Millions)
TOTAL AVAILABLE RESOURCES, FY 2020-21	\$ 92,738
Omnibus Bills:	
E-12 Education	\$ 21,274
Higher Education	3,318
Health & Human Services	39,349
Environment & Agriculture	1,453
Economic Development	1,774
State Government & Veterans	1,563
Transportation	7,983
Public Safety and Judiciary	2,698
Property Tax Aids and Credits	3,679
Debt Service/Other	3,484
Inter-Fund Expenditure Adjustment	(1,828)
Subtotal-Omnibus Bills	<u>\$ 84,747</u>
TOTAL ESTIMATED EXPENDITURES, FY 2020-21	\$ 84,747
Balance Before Reserves	\$ 7,991
Budget Reserves	4,911
Appropriations Carried Forward	48
Projected Balance	<u><u>\$ 3,031</u></u>

