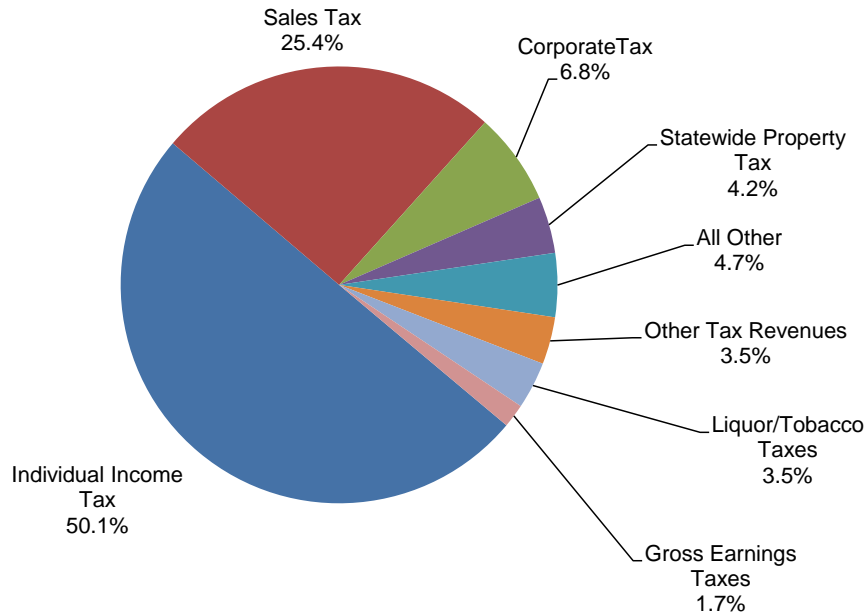


**2014-15 Biennium  
Where the General Fund Dollars Come From  
November 2015 General Fund Forecast**

**2014-15 Biennium  
\$40,032 Million Revenues  
\$1,712 Million Balance Forward**

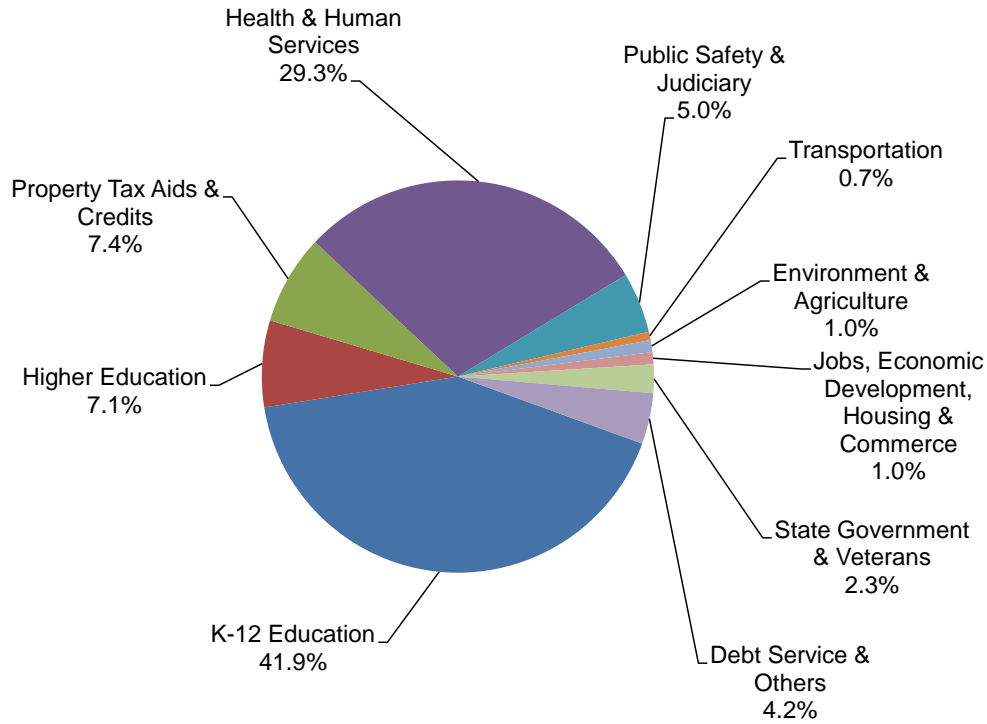


	(\$ in Millions)
<b>Forecast Balance Forward 6-30-13</b>	\$ 1,712
<b>Non-Dedicated Revenues:</b>	
Individual Income Tax	\$ 20,063
Sales Tax	10,174
Corporate Tax	2,733
Statewide Property Tax	1,674
Gross Earnings Taxes	698
Liquor, Wine, Beer Taxes	168
Cigarette & Tobacco Taxes	1,229
Other Tax Revenues	1,401
All Other Revenues	1,474
Subtotal Non-Dedicated Revenues	<u>\$ 39,614</u>
Dedicated Revenue	\$ 1
Transfers From Other Funds	270
Prior Year Adjustments	146
Subtotal Other Resources	<u>\$ 418</u>
<b>SUBTOTAL CURRENT RESOURCES</b>	<u><b>\$ 40,032</b></u>
<b>TOTAL AVAILABLE RESOURCES, FY 2014-15</b>	<b>\$ 41,744</b>
Less: Estimated Expenditures	\$ 39,641
Cash Flow Account	350
Budget Reserve	994
Stadium Reserve	33
Appropriations Carried Forward	<u>94</u>

**2014-15 Biennium  
Where the General Fund Dollars Go  
November 2015 General Fund Forecast**

**2014-15 Biennium**

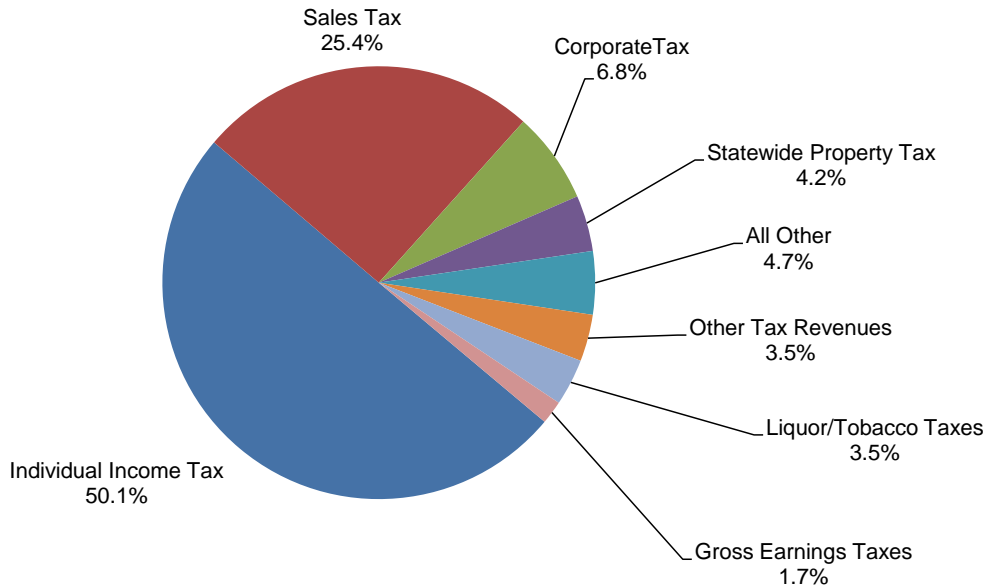
**\$ 39,641 Million Spending**  
**\$350 Million Cash Flow Account**  
**\$994 Million Budget Reserve**  
**\$33 Million Stadium Reserve**



	(\$ in Millions)
<b>TOTAL AVAILABLE RESOURCES, FY 2014-15</b>	<b>\$ 41,744</b>
<b>Omnibus Bills:</b>	
K-12 Education	\$ 15,806
K-12 Ptx Rec/Aid Payment Shift	813
Higher Education	2,834
Property Tax Aids & Credits	2,933
Health & Human Services	11,621
Public Safety & Judiciary	1,979
Transportation	270
Environment & Agriculture	395
Jobs, Economic Development, Housing & Comm	396
State Government & Veterans	930
Debt Service	1,244
Capital Projects & Others	422
Subtotal-Omnibus Bills	<u>\$ 39,641</u>
<b>TOTAL ESTIMATED EXPENDITURES, FY 2014-15</b>	<b>\$ 39,641</b>
Cash Flow Account	\$ 350
Budget Reserve	994
Stadium Reserve	33

**2016-17 Biennium  
Where the General Fund Dollars Come From  
November 2015 General Fund Forecast**

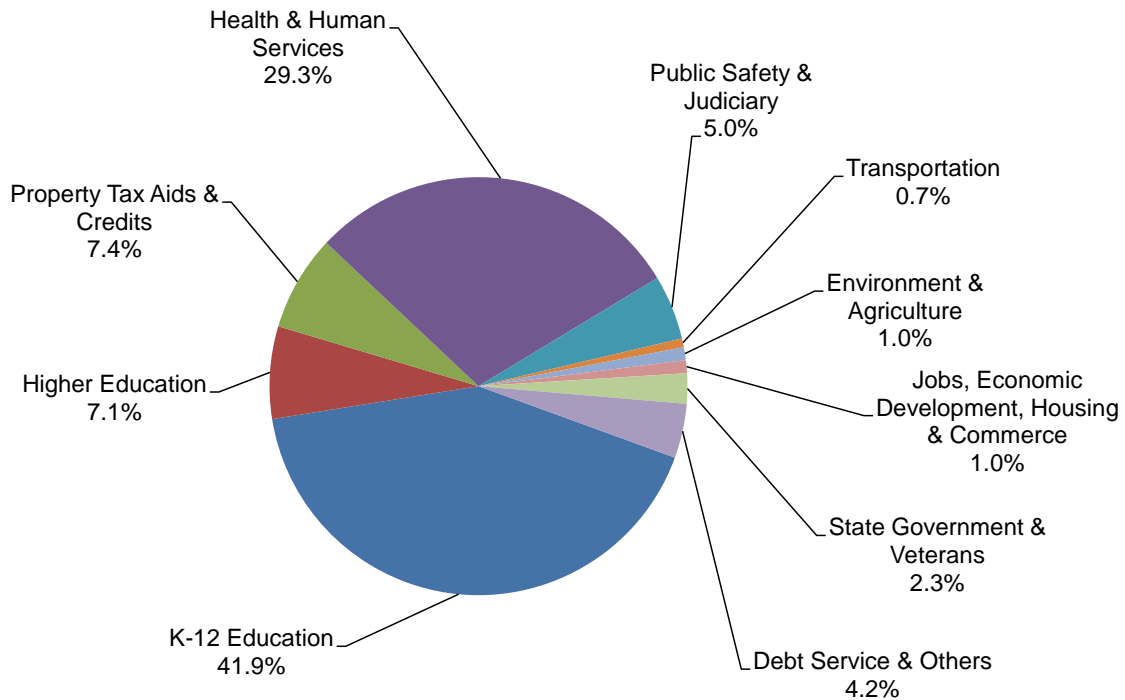
**2016-17 Biennium  
\$42,718 Million Revenues  
\$2,103 Million Balance Forward**



	(\$ in Millions)
<b>Forecast Balance Forward 6-30-15</b>	<b>\$ 2,103</b>
Non-Dedicated Revenues:	
Individual Income Tax	\$ 21,957
Sales Tax	11,031
Corporate Tax	2,644
Statewide Property Tax	1,689
Gross Earnings Taxes	735
Liquor, Wine, Beer Taxes	174
Cigarette & Tobacco Taxes	1,265
Other Tax Revenues	1,409
All Other Revenues	1,426
Subtotal Non-Dedicated Revenues	<u>\$ 42,331</u>
Dedicated Revenue	\$ 1
Transfers From Other Funds	317
Prior Year Adjustments	70
Subtotal Other Resources	<u>\$ 388</u>
<b>SUBTOTAL CURRENT RESOURCES</b>	<b><u>\$ 42,718</u></b>
<b>TOTAL AVAILABLE RESOURCES, FY 2016-17</b>	<b>\$ 44,821</b>
Less: Estimated Expenditures	\$ 41,656
Cash Flow Account	350
Budget Reserve	1,597
Stadium Reserve	13
Appropriations Carried Forward	<u>0</u>

**2016-17 Biennium  
Where the General Fund Dollars Go  
November 2015 General Fund Forecast**

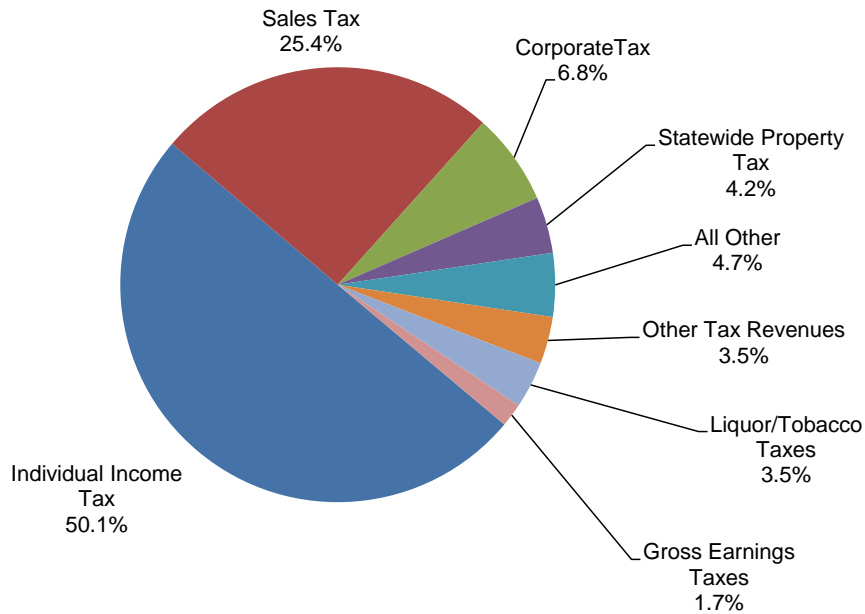
**2016-17 Biennium**  
**\$ 41,656 Million Spending**  
**\$350 Million Cash Flow Account**  
**\$1,597 Million Budget Reserve**  
**\$13 Million Stadium Reserve**



	(\$ in Millions)
<b>TOTAL AVAILABLE RESOURCES, FY 2016-17</b>	<b>\$ 44,821</b>
<b>Omnibus Bills:</b>	
K-12 Education	\$ 17,309
K-12 Ptx Rec/Aid Payment Shift	0
Higher Education	3,067
Property Tax Aids & Credits	3,358
Health & Human Services	12,064
Public Safety & Judiciary	2,146
Transportation	278
Environment & Agriculture	461
Jobs, Economic Development, Housing & Comm	440
State Government & Veterans	1,027
Debt Service	1,241
Capital Projects & Others	265
Subtotal-Omnibus Bills	<u>\$ 41,656</u>
Cash Flow Account	\$ 350
Budget Reserve	1,597
Stadium Reserve	13
Appropriations Carried Forward	0
Projected General Fund Balance 6-30-17	<u><u>\$ 1,206</u></u>

**2018-19 Biennium  
Where the General Fund Dollars Come From  
November 2015 General Fund Forecast**

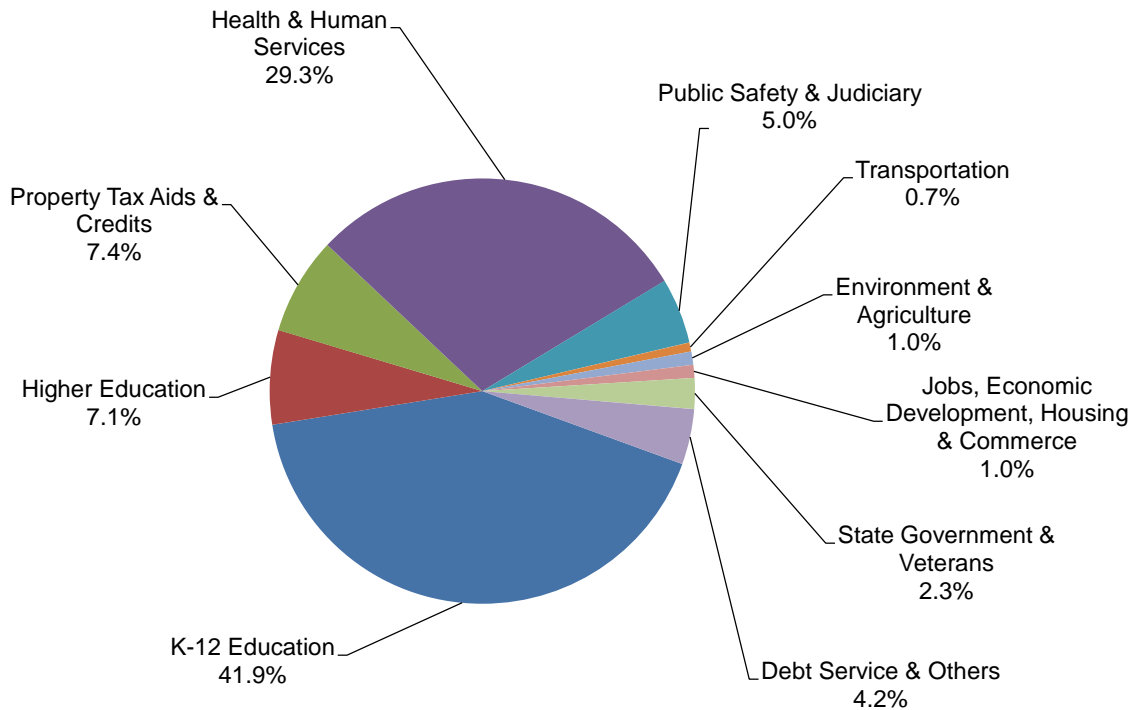
**2018-19 Biennium  
\$46,603 Million Revenues  
\$3,166 Million Balance Forward**



	(\$ in Millions)
<b>Forecast Balance Forward 6-30-15</b>	<b>\$ 3,166</b>
Non-Dedicated Revenues:	
Individual Income Tax	\$ 24,733
Sales Tax	12,131
Corporate Tax	2,667
Statewide Property Tax	1,756
Gross Earnings Taxes	792
Liquor, Wine, Beer Taxes	181
Cigarette & Tobacco Taxes	1,281
Other Tax Revenues	1,436
All Other Revenues	1,392
Subtotal Non-Dedicated Revenues	<u>\$ 46,368</u>
Dedicated Revenue	
Transfers From Other Funds	164
Prior Year Adjustments	70
Subtotal Other Resources	<u>\$ 235</u>
<b>SUBTOTAL CURRENT RESOURCES</b>	<b><u>\$ 46,603</u></b>
<b>TOTAL AVAILABLE RESOURCES, FY 2016-17</b>	<b>\$ 49,768</b>
Less: Estimated Expenditures	\$ 44,557
Cash Flow Account	350
Budget Reserve	1,597
Stadium Reserve	12
Appropriations Carried Forward	<u>0</u>

**2018-19 Biennium  
Where the General Fund Dollars Go  
November 2015 General Fund Forecast**

**2018-19 Biennium**  
**\$ 44,557 Million Spending**  
**\$350 Million Cash Flow Account**  
**\$1,597 Million Budget Reserve**  
**\$12 Million Stadium Reserve**



	(\$ in Millions)
<b>TOTAL AVAILABLE RESOURCES, FY 2016-17</b>	<b>\$ 49,768</b>
<b>Omnibus Bills:</b>	
K-12 Education	\$ 18,114
K-12 Ptx Rec/Aid Payment Shift	0
Higher Education	3,066
Property Tax Aids & Credits	3,446
Health & Human Services	14,286
Public Safety & Judiciary	2,153
Transportation	243
Environment & Agriculture	392
Jobs, Economic Development, Housing & Comme	386
State Government & Veterans	1,011
Debt Service	1,207
Capital Projects & Others	255
Subtotal-Omnibus Bills	<u>\$ 44,557</u>
Cash Flow Account	\$ 350
Budget Reserve	1,597
Stadium Reserve	12
Appropriations Carried Forward	0
Projected General Fund Balance 6-30-17	<u><u>\$ 3,253</u></u>