



## **Attorney General's Quarterly Report**

### **Legal Services Provided to the Commission on Teacher Credentialing**

**August 30, 2021**

## Table of Contents

<b>EXECUTIVE SUMMARY .....</b>	<b>1</b>
<b>DISCUSSION .....</b>	<b>2</b>
<b>Volume of Cases .....</b>	<b>2</b>
<i>Adverse Action Cases .....</i>	<i>2</i>
<i>Judicial Review Cases.....</i>	<i>3</i>
<b>Further Investigations .....</b>	<b>4</b>
<b>Adjudications .....</b>	<b>4</b>
<b>Hearings.....</b>	<b>5</b>
<b>Average Hours and Fees .....</b>	<b>6</b>
<b>Quarterly Hours and Fees .....</b>	<b>7</b>
<b>CONCLUSION.....</b>	<b>8</b>
<b>APPENDICES .....</b>	<b>9</b>
<b>APPENDIX A: FY 2020-21 Quarter Four—Published August 30, 2021 .....</b>	<b>10</b>
<b>APPENDIX B: FY 2020-21 Quarter Three—Published May 31, 2021.....</b>	<b>11</b>
<b>APPENDIX C: FY 2020-21 Quarter Two—Published February 28, 2021 .....</b>	<b>12</b>
<b>APPENDIX D: FY 2020-21 Quarter One—Published November 30, 2020.....</b>	<b>13</b>
<b>APPENDIX E: FISCAL YEAR 2020-21.....</b>	<b>14</b>
<b>APPENDIX F: FISCAL YEAR 2019-20.....</b>	<b>15</b>
<b>APPENDIX G: FISCAL YEAR 2018-19 .....</b>	<b>16</b>
<b>APPENDIX H: FISCAL YEAR 2017-18 .....</b>	<b>17</b>
<b>APPENDIX I: Provision 6 Measures Reported.....</b>	<b>18</b>
<b>APPENDIX J: Summary of the Adjudication Process .....</b>	<b>20</b>

# **Attorney General's Quarterly Report on Legal Services Provided to the Commission on Teacher Credentialing**

The Office of the Attorney General submits this fourth quarter report for Fiscal Year 2020-21 as required by the Budget Act of 2020, Item 6360-001-0407, Provision 6—For Support of Commission on Teacher Credentialing, payable from the Teacher Credentials Fund.

## **EXECUTIVE SUMMARY**

This quarterly report provides information required under Provision 6 for the period of April 1 through June 30, 2021, concerning the caseload for the Commission on Teacher Credentialing. The Office of the Attorney General began reporting in Fiscal Year 2017-18; this is the sixteenth quarterly report.

The goal of the Office of the Attorney General has been to eliminate the backlog of adverse action cases, and to adjudicate cases on average within one year. The Office of the Attorney General has eliminated the backlog and, until the advent of the COVID-19 pandemic in March 2020, was on track to adjudicate most cases within one year. The pandemic impacted this goal. For example, the Office of Administrative Hearings discontinued in-person hearings in the absence of extraordinary circumstances for the protection of health, and new procedures and technologies were implemented to conduct evidentiary hearings virtually.

After four complete years of reporting, improved metrics include the following:

- The median number of days from referral to adjudication decreased from 565 days in Fiscal Year 2017-18 to 408 days in Fiscal Year 2020-21 (Figure 6b).
- The median number of days from referral to hearing decreased from 683 days in Fiscal Year 2017-18 to 446 days in Fiscal Year 2020-21 (Figure 7b).
- In Fiscal Year 2020-21, the Attorney General's staff provided 11.1 thousand hours of legal work related to teacher discipline matters, down from 18.6 thousand hours in Fiscal Year 2017-18 (Figure 11a). This change corresponds to the reduction in resolved adverse action cases once the backlog was eliminated.

The appendices to this report include summaries of all required metrics for the four quarters of Fiscal Year 2020-21, annual summaries for four complete fiscal years, Provision 6 reporting requirements, and a summary of the adjudication process for the commission's cases.

## DISCUSSION

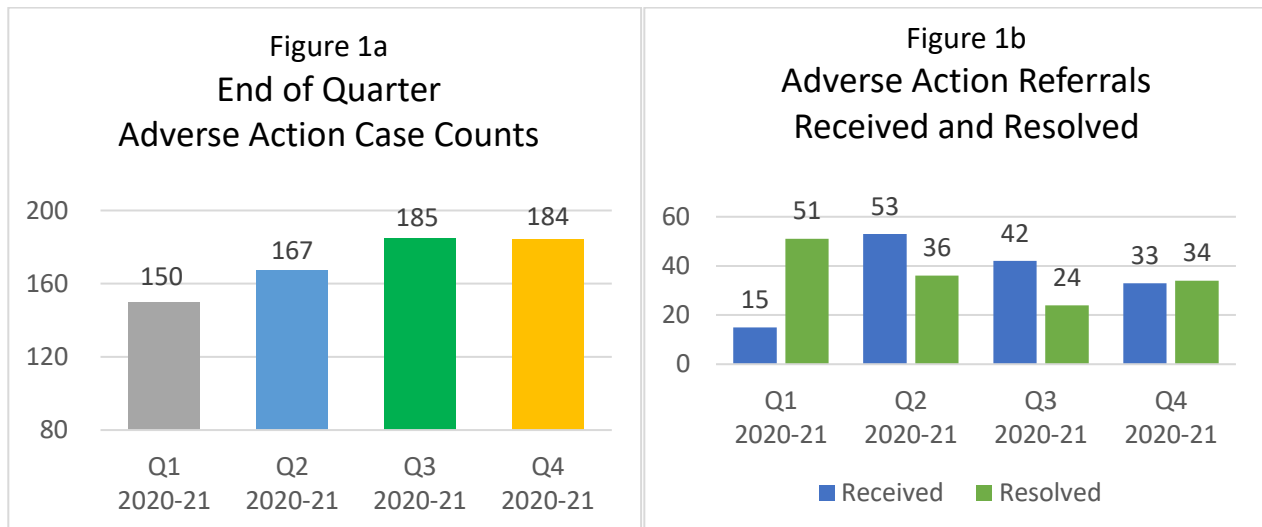
### Volume of Cases [Provision 6, Subdivisions (b)(1) and (b)(5)]

Protection of the public is the Office of the Attorney General's primary goal in representing the commission. Together, adverse action and judicial review cases comprise the discipline caseload reported herein. *Adverse actions* are the administrative disciplinary proceedings filed to deny, revoke, or suspend a credential. The action begins by filing a pleading and litigating it through an administrative hearing, prior to the commission's issuance of a final decision. *Judicial review* includes mandamus proceedings in superior and appellate courts to review the commission's administrative decisions, or other civil actions against the commission related to the decisions it has issued. At the end of the fourth quarter of this fiscal year, 184 adverse action cases and eight judicial review cases remained at the Office of the Attorney General. All data for the fourth quarter are summarized in Appendix A.

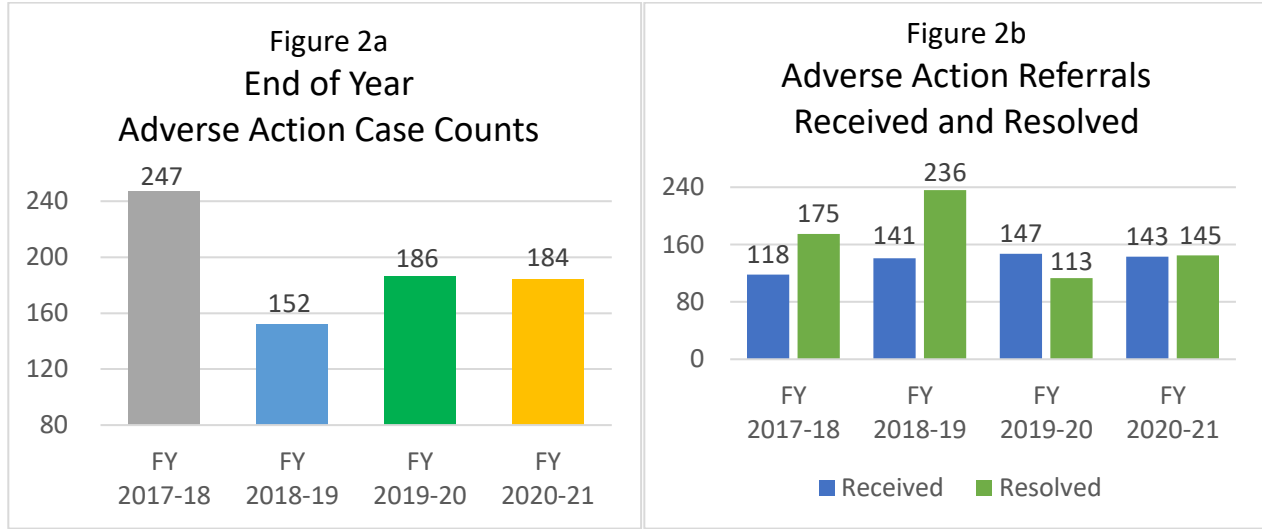
### Adverse Action Cases

Adverse action cases include those not yet adjudicated (active), and those that have been adjudicated (inactive). *Adjudicated* means the work of the Office of the Attorney General is complete and the case goes to the commission for its final decision. An adverse action case is *resolved* when the commission's final decision becomes effective. For a summary of the adjudication process, see Appendix J.

Figure 1a depicts end-of-quarter adverse action case counts for the past four quarters. At the end of the fourth quarter, there remain 184 cases, a net decrease of one adverse action case from the previous quarter. Figure 1b depicts the number of adverse action referrals received and resolved for the past four quarters. It shows that during the fourth quarter of this fiscal year, the Office of the Attorney General received 33 adverse action referrals and resolved 34.



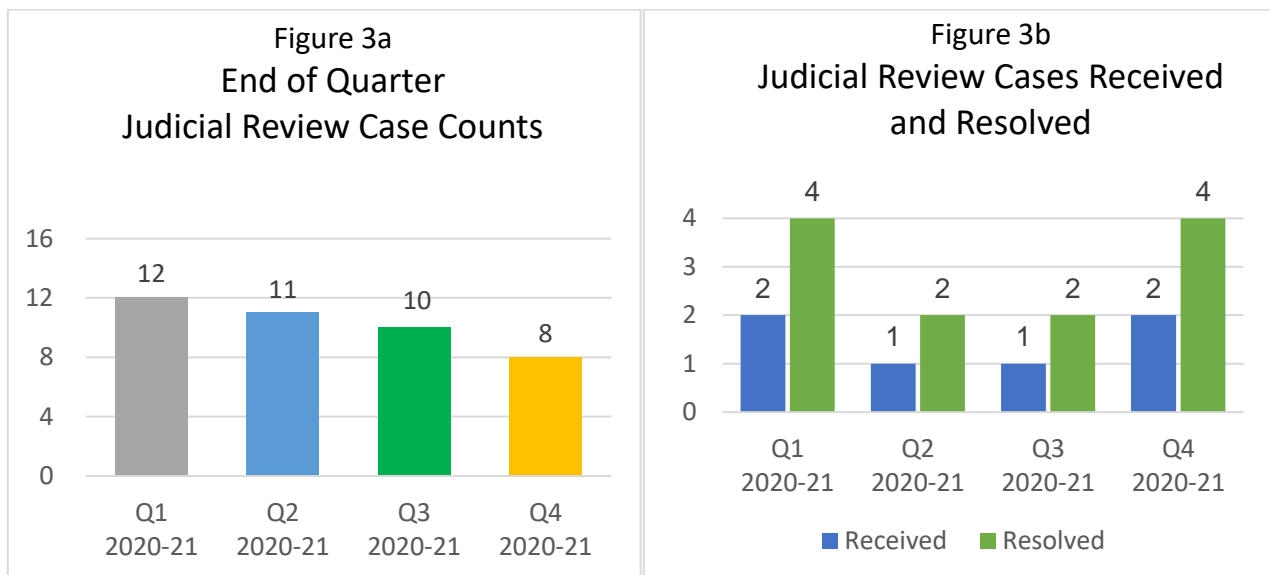
Figures 2a and 2b present these same metrics for the past four reporting years.



### Judicial Review Cases

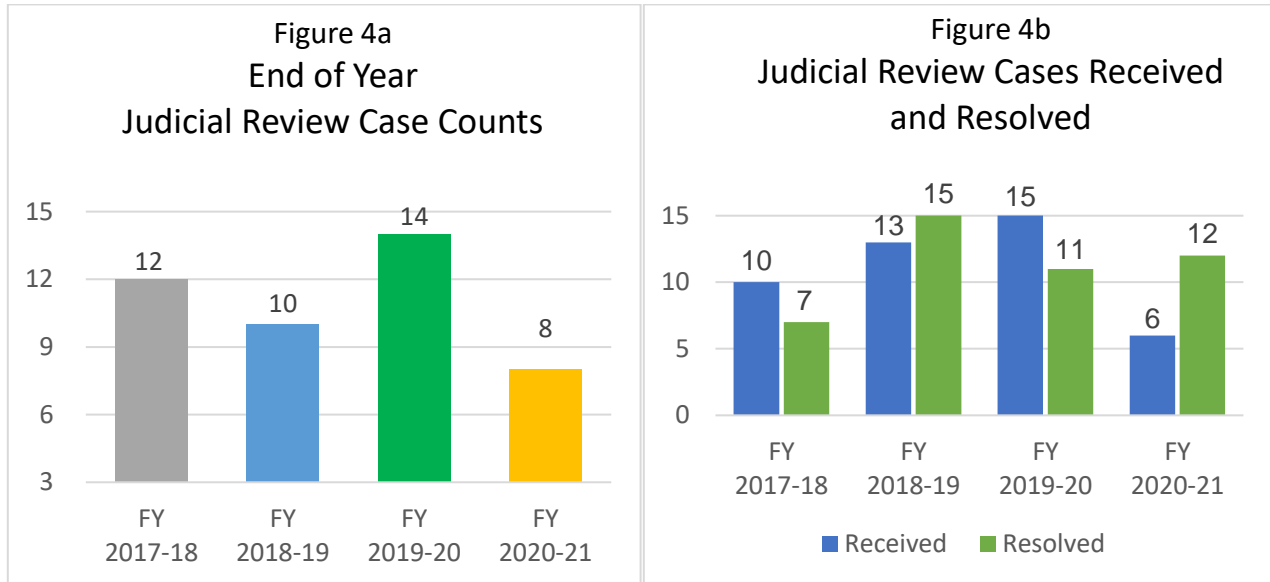
A new judicial review case is opened when a respondent seeks to challenge the commission’s decision and petitions for judicial review in superior court.<sup>1</sup> At the end of the fourth quarter of this fiscal year, eight judicial review cases were pending at the Office of the Attorney General (Figure 3a). For the past four quarters, the number of judicial review cases has decreased.

Figure 3b illustrates the number of judicial review cases received and adjudicated during the most recent four quarters. During the fourth quarter of this fiscal year, two judicial review cases were referred to the Office of the Attorney General and four were resolved.



<sup>1</sup> Occasionally, a civil lawsuit is filed against the commission instead of a mandamus proceeding.

Figures 4a and 4b present these same metrics by year.

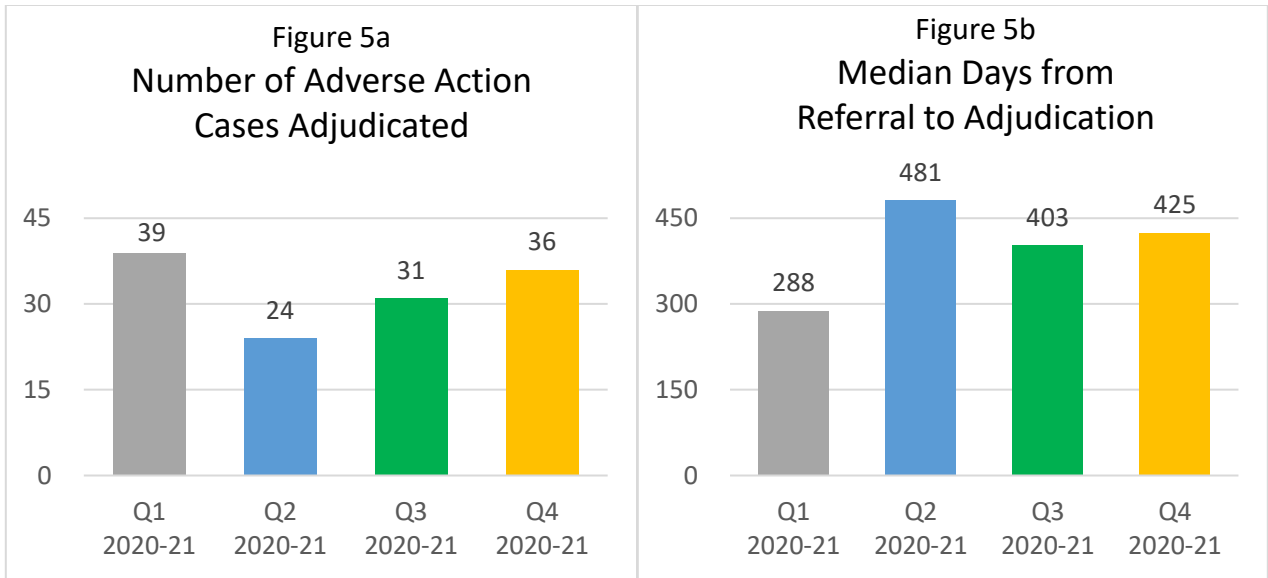


**Further Investigations** [Provision 6, Subdivisions (b)(2) and (b)(3)]

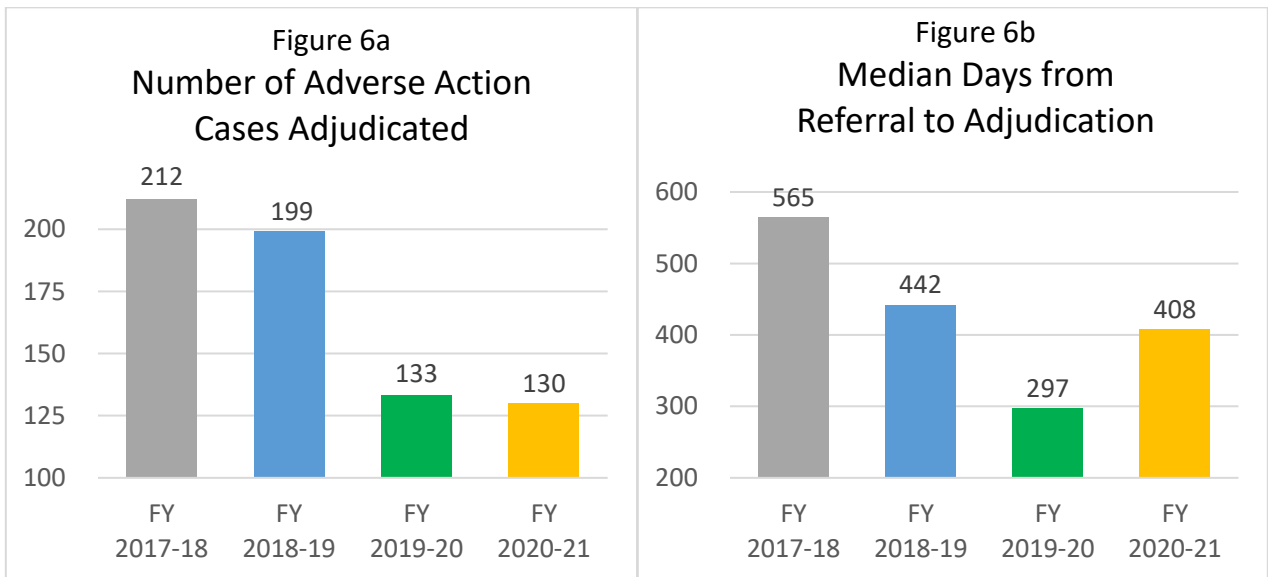
When evidence in a case is insufficient to sustain the necessary burden of proof to impose discipline, the assigned deputy attorney general may request further investigation. Sixteen requests for further investigation were made during the fourth quarter of this fiscal year and five supplemental investigations were received (Appendix A).

**Adjudications** [Provision 6, Subdivision (b)(4)]

In the fourth reporting quarter of this fiscal year, 36 adverse action cases were adjudicated. The average number of days for adjudication was 396; the quickest adjudication this quarter was completed in 33 days and the longest in 1,004 days (Appendix A). Figures 5a and 5b show that the number of cases adjudicated and the median days to adjudicate remained relatively constant in the fourth quarter.

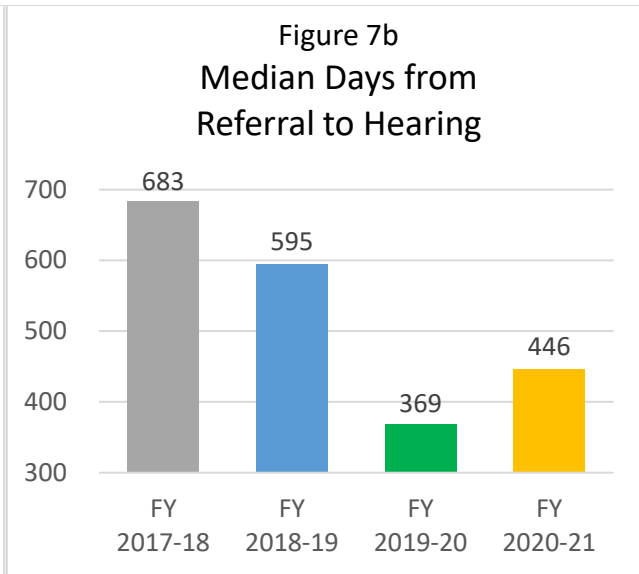
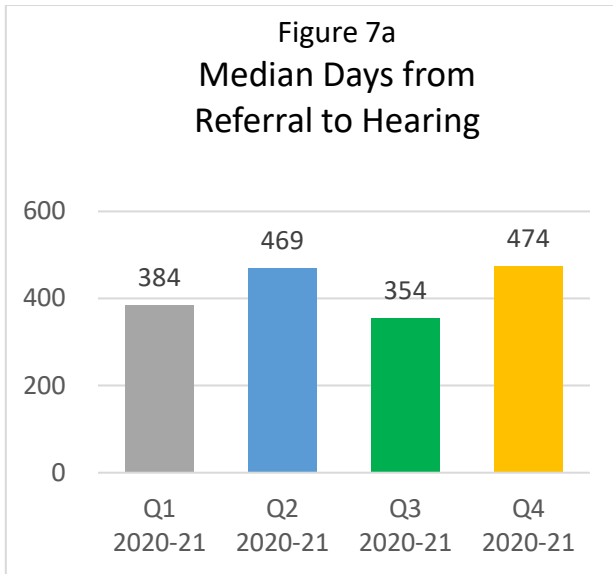


Figures 6a and 6b present these same metrics by year.



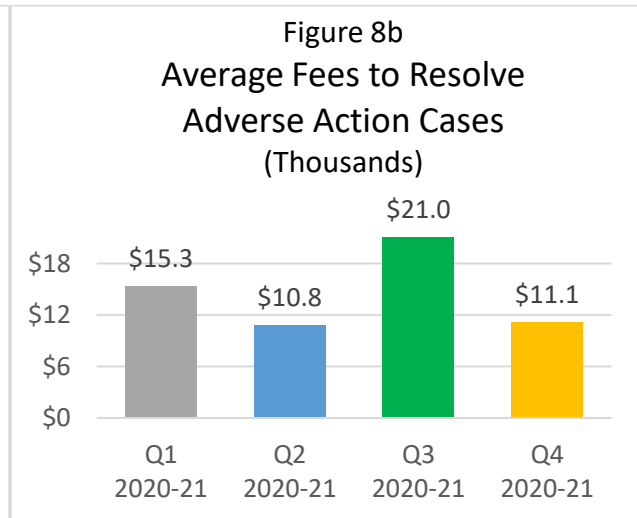
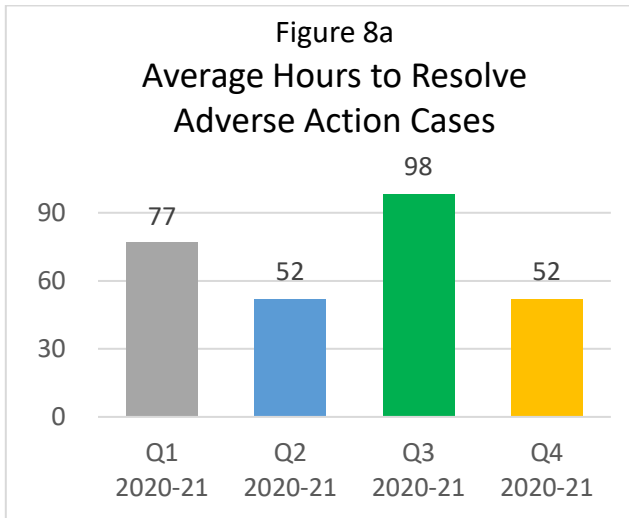
**Hearings [Provision 6, Subdivision (b)(6)]**

Figures 7a and 7b display median days from receipt of referral to hearing for the most recent four quarters and also by year. Eight hearings commenced in the fourth quarter of this fiscal year, with a median time to commence hearings of 474 days. Twenty-four hearings commenced in FY 2020-21, with a median time to commence hearings of 446 days.



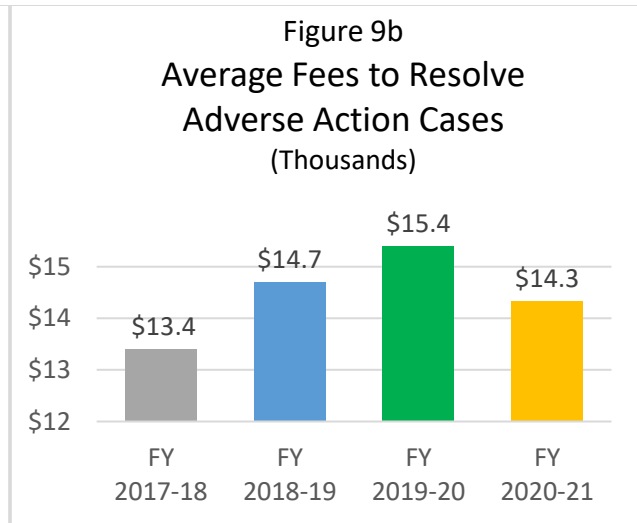
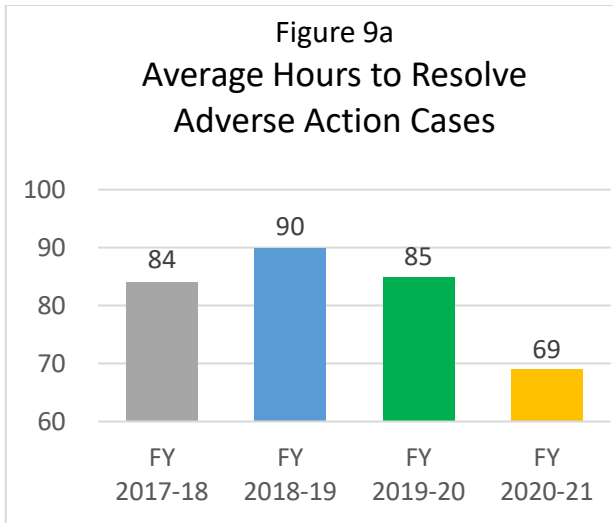
**Average Hours and Fees [Provision 6, Subdivision (c)]**

In the fourth quarter of this fiscal year, each adverse action case took an average of 52 hours to resolve and the average fee to resolve matters was \$11,091.



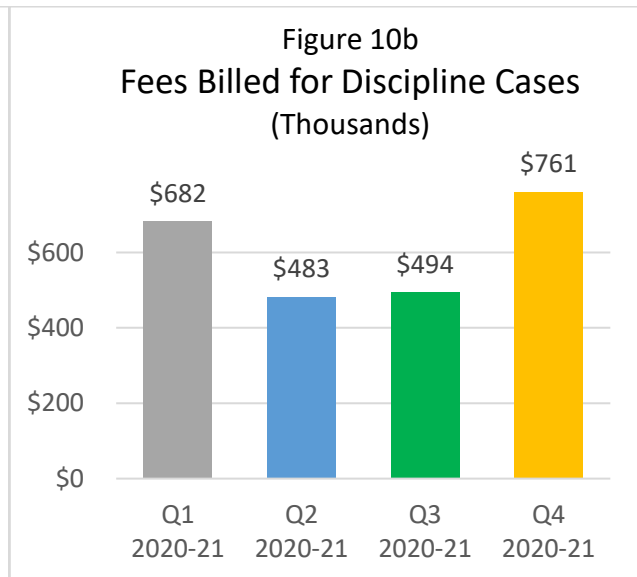
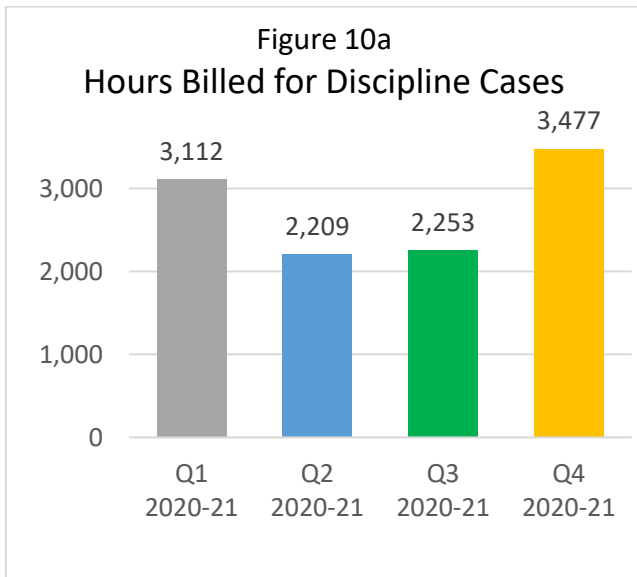
Figures 9a and 9b present these same metrics by year.



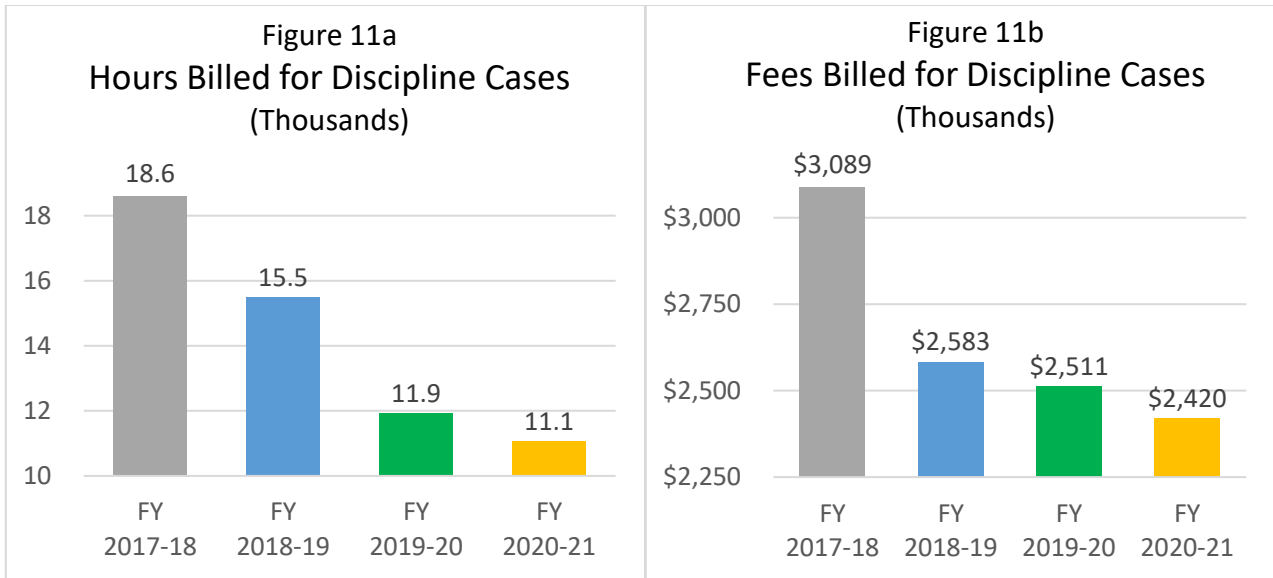


**Quarterly Hours and Fees** [Provision 6, Subdivision (d)]

In the fourth quarter of this fiscal year, the Attorney General’s staff provided 3,477 hours of legal work related to teacher discipline, including both adverse action and judicial review cases. The Office of the Attorney General billed a total of \$761,314 to the commission related to the teacher discipline caseload. Figures 10a and 10b below summarize hours and fees for the most recent four quarters.



Figures 11a and 11b present these same metrics by year.



Total hours and fees unrelated to teacher discipline matters (other cases) were 18 hours and \$3,871 for the quarter, and 786 hours and \$171,129 for the year (Appendices A and E).

### CONCLUSION

This quarterly report provides information regarding the volume, time to adjudication, and cost of the legal work performed by the Office of the Attorney General for the Commission on Teacher Credentialing. We will continue to provide representation for the commission that conforms to the highest standards of the Office of the Attorney General.

This report is also available on the Attorney General’s website at:

<https://oag.ca.gov/publications>

If you have questions regarding this report or would like additional information, please contact Senior Assistant Attorney General Carl Sonne at [carl.sonne@doj.ca.gov](mailto:carl.sonne@doj.ca.gov) or (619) 738-9423.

## APPENDICES

<b>APPENDIX A: FY 2020-21 Quarter Four—Published August 30, 2021</b> .....	<b>10</b>
<b>APPENDIX B: FY 2020-21 Quarter Three—Published May 31, 2021</b> .....	<b>11</b>
<b>APPENDIX C: FY 2020-21 Quarter Two—Published February 28, 2021</b> .....	<b>12</b>
<b>APPENDIX D: FY 2020-21 Quarter One—Published November 30, 2020</b> .....	<b>13</b>
<b>APPENDIX E: FISCAL YEAR 2020-21</b> .....	<b>14</b>
<b>APPENDIX F: FISCAL YEAR 2019-20</b> .....	<b>15</b>
<b>APPENDIX G: FISCAL YEAR 2018-19</b> .....	<b>16</b>
<b>APPENDIX H: FISCAL YEAR 2017-18</b> .....	<b>17</b>
<b>APPENDIX I: Provision 6 Measures Reported</b> .....	<b>18</b>
<b>APPENDIX J: Summary of the Adjudication Process</b> .....	<b>20</b>

**APPENDIX A: FY 2020-21 Quarter Four—Published August 30, 2021**

<b>Discipline Cases at the Office of the Attorney General Provision 6, subdivisions (b)(1) and (b)(5)</b>			
Total Referrals, Active and Inactive	Adverse Action	Judicial Review	Total
Referrals start of quarter, subdivision (b)(1)	185	10	195
Referrals received during the quarter	33	2	35
Referrals resolved during the quarter	34	4	38
Referrals end of the quarter, subdivision (b)(5)	184	8	192

<b>Further Investigation Requested and Received Provision 6, subdivisions (b)(2) and (b)(3)</b>	
Further investigation requests, subdivision (b)(2)	16
Supplemental investigations received, subdivision (b)(3)	5

<b>Number of Days for Adverse Action Adjudications Provision 6, subdivision (b)(4)</b>						
Minimum	Maximum	Mean	Goal	Above Goal	Median	Count
33	1,004	396	365	31	425	36

<b>Number of Days from Receipt of Referral to Hearing Commenced Provision 6, subdivision (b)(6)</b>				
Minimum	Maximum	Mean	Median	Count
111	844	491	474	8

<b>Hours, Fees and Costs for Adverse Action Cases Provision 6, subdivisions (c)(1), (c)(2) and (c)(3)</b>		
	Mean	Median
Hours per case, subdivision (c)(1)	52	41
Fees per case, subdivision (c)(2)	\$ 11,091	\$ 8,943
Costs per case, subdivision (c)(3)	\$ 32	\$ 0

<b>Total Hours and Fees – Discipline and General Litigation Cases Provision 6, subdivisions (d)(1), (d)(2), (d)(3) and (d)(4)</b>		
Type of Case	Total Hours	Total Fees
Discipline cases, subdivisions (d)(1) and (d)(2)	3,477	\$ 761,314
Other cases, subdivisions (d)(3) and (d)(4)	18	\$ 3,871
All cases combined	3,495	\$ 765,185

**APPENDIX B: FY 2020-21 Quarter Three—Published May 31, 2021**

<b>Discipline Cases at the Office of the Attorney General Provision 6, subdivisions (b)(1) and (b)(5)</b>			
Total Referrals, Active and Inactive	Adverse Action	Judicial Review	Total
Referrals start of quarter, subdivision (b)(1)	167*	11	178
Referrals received during the quarter	42	1	43
Referrals resolved during the quarter	24	2	26
Referrals end of the quarter, subdivision (b)(5)	185	10	195

\* Subpoena Defense, Enforcement matters have been excluded.

<b>Further Investigation Requested and Received Provision 6, subdivisions (b)(2) and (b)(3)</b>	
Further investigation requests, subdivision (b)(2)	9
Supplemental investigations received, subdivision (b)(3)	5

<b>Number of Days for Adverse Action Adjudications Provision 6, subdivision (b)(4)</b>						
Minimum	Maximum	Mean	Goal	Above Goal	Median	Count
22	1,283	423	365	58	403	31

<b>Number of Days from Receipt of Referral to Hearing Commenced Provision 6, subdivision (b)(6)</b>				
Minimum	Maximum	Mean	Median	Count
322	446	374	354	3

<b>Hours, Fees and Costs for Adverse Action Cases Provision 6, subdivisions (c)(1), (c)(2) and (c)(3)</b>		
	Mean	Median
Hours per case, subdivision (c)(1)	98	60
Fees per case, subdivision (c)(2)	\$ 21,047	\$ 12,956
Costs per case, subdivision (c)(3)	\$ 429	\$ 0

<b>Total Hours and Fees – Discipline and General Litigation Cases Provision 6, subdivisions (d)(1), (d)(2), (d)(3) and (d)(4)</b>		
Type of Case	Total Hours	Total Fees
Discipline cases, subdivisions (d)(1) and (d)(2)	2,253	\$ 493,988
Other cases, subdivisions (d)(3) and (d)(4)	598	\$ 130,195
All cases combined	2,851	\$ 624,183

**APPENDIX C: FY 2020-21 Quarter Two—Published February 28, 2021**

<b>Discipline Cases at the Office of the Attorney General Provision 6, subdivisions (b)(1) and (b)(5)</b>			
Total Referrals, Active and Inactive	Adverse Action	Judicial Review	Total
Referrals start of quarter, subdivision (b)(1)	152*	12	164
Referrals received during the quarter	55	1	56
Referrals resolved during the quarter	36	2	38
Referrals end of the quarter, subdivision (b)(5)	171	11	182

\* Two matters were combined in Quarter 1, reducing the referrals from 153 to 152.

<b>Further Investigation Requested and Received Provision 6, subdivisions (b)(2) and (b)(3)</b>	
Further investigation requests, subdivision (b)(2)	3
Supplemental investigations received, subdivision (b)(3)	5

<b>Number of Days for Adverse Action Adjudications Provision 6, subdivision (b)(4)</b>						
Minimum	Maximum	Mean	Goal	Above Goal	Median	Count
63	1,483	545	365	180	481	24

<b>Number of Days from Receipt of Referral to Hearing Commenced Provision 6, subdivision (b)(6)</b>				
Minimum	Maximum	Mean	Median	Count
277	859	531	469	7

<b>Hours, Fees and Costs for Adverse Action Cases Provision 6, subdivisions (c)(1), (c)(2) and (c)(3)</b>		
For 36 adverse action cases resolved:	Mean	Median
Hours per case, subdivision (c)(1)	52	37
Fees per case, subdivision (c)(2)	\$ 10,821	\$ 7,854
Costs per case, subdivision (c)(3)	\$ 248	\$ 0

<b>Total Hours and Fees – Discipline and General Litigation Cases Provision 6, subdivisions (d)(1), (d)(2), (d)(3) and (d)(4)</b>		
Type of Case	Total Hours	Total Fees
Discipline cases, subdivisions (d)(1) and (d)(2)	2,209	\$ 483,085
Other cases, subdivisions (d)(3) and (d)(4)	66	\$ 14,303
All cases combined	2,275	\$ 497,388

**APPENDIX D: FY 2020-21 Quarter One—Published November 30, 2020**

<b>Discipline Cases at the Office of the Attorney General Provision 6, subdivisions (b)(1) and (b)(5)</b>			
Total Referrals, Active and Inactive	Adverse Action	Judicial Review	Total
Referrals start of quarter, subdivision (b)(1)	186	14	200
Referrals received during the quarter	18	2	20
Referrals resolved during the quarter	51	4	55
Referrals end of the quarter, subdivision (b)(5)	153	12	165

<b>Further Investigation Requested and Received Provision 6, subdivisions (b)(2) and (b)(3)</b>	
Further investigation requests, subdivision (b)(2)	4
Supplemental investigations received, subdivision (b)(3)	4

<b>Number of Days for Adverse Action Adjudications Provision 6, subdivision (b)(4)</b>						
Minimum	Maximum	Mean	Goal	Above Goal	Median	Count
42	651	296	365	(69)	288	39

<b>Number of Days from Receipt of Referral to Hearing Commenced Provision 6, subdivision (b)(6)</b>				
Minimum	Maximum	Mean	Median	Count
238	549	387	384	6

<b>Hours, Fees and Costs for Adverse Action Cases Provision 6, subdivisions (c)(1), (c)(2) and (c)(3)</b>		
For 51 adverse action cases resolved:	Mean	Median
Hours per case, subdivision (c)(1)	77	52
Fees per case, subdivision (c)(2)	\$ 15,328	\$ 9,966
Costs per case, subdivision (c)(3)	\$ 106	\$ 0

<b>Total Hours and Fees – Discipline and General Litigation Cases Provision 6, subdivisions (d)(1), (d)(2), (d)(3) and (d)(4)</b>		
Type of Case	Total Hours	Total Fees
Discipline cases, subdivisions (d)(1) and (d)(2)	3,112	\$ 681,635
Other cases, subdivisions (d)(3) and (d)(4)	104	\$ 22,760
All cases combined	3,216	\$ 704,395

**APPENDIX E: FISCAL YEAR 2020-21**

<b>Discipline Cases at the Office of the Attorney General Provision 7, subdivisions (b)(1) and (b)(5)</b>			
Total Referrals, Active and Inactive	Adverse Action	Judicial Review	Total
Referrals start of the year, subdivision (b)(1)	186	14	200
Referrals received during the year	143	6	149
Referrals resolved during the year	145	12	157
Referrals end of the year, subdivision (b)(5)	184	8	192

<b>Further Investigation Requested and Received Provision 7, subdivisions (b)(2) and (b)(3)</b>	
Further investigation requests, subdivision (b)(2)	32
Supplemental investigations received, subdivision (b)(3)	19

<b>Number of Days for Adverse Action Adjudications Provision 7, subdivision (b)(4)</b>						
Minimum	Maximum	Mean	Goal	Above Goal	Median	Count
22	1,483	403	365	38	408	130

<b>Number of Days from Receipt of Referral to Hearing Commenced Provision 7, subdivision (b)(6)</b>				
Minimum	Maximum	Mean	Median	Count
111	859	462	446	24

<b>Hours, Fees and Costs for Adverse Action Cases Provision 7, subdivisions (c)(1), (c)(2) and (c)(3)</b>		
For 236 adverse action cases resolved:	Mean	Median
Hours per case, subdivision (c)(1)	69	45
Fees per case, subdivision (c)(2)	\$ 14,332	\$ 9,798
Costs per case, subdivision (c)(3)	\$ 179	\$ 0

<b>Total Hours and Fees – Discipline and General Litigation Cases Provision 7, subdivisions (d)(1), (d)(2), (d)(3) and (d)(4)</b>		
Type of Case	Total Hours	Total Fees
Discipline cases, subdivisions (d)(1) and (d)(2)	11,051	\$ 2,420,022
Other cases, subdivisions (d)(3) and (d)(4)	786	\$ 171,129
All cases combined	11,837	\$ 2,591,151



**APPENDIX F: FISCAL YEAR 2019-20**

<b>Discipline Cases at the Office of the Attorney General Provision 7, subdivisions (b)(1) and (b)(5)</b>			
Total Referrals, Active and Inactive	Adverse Action	Judicial Review	Total
Referrals start of the year, subdivision (b)(1)	152	10	162
Referrals received during the year	147	15	162
Referrals resolved during the year	113	11	124
Referrals end of the year, subdivision (b)(5)	186	14	200

<b>Further Investigation Requested and Received Provision 7, subdivisions (b)(2) and (b)(3)</b>	
Further investigation requests, subdivision (b)(2)	33
Supplemental investigations received, subdivision (b)(3)	16

<b>Number of Days for Adverse Action Adjudications Provision 7, subdivision (b)(4)</b>						
Minimum	Maximum	Mean	Goal	Above Goal	Median	Count
13	1,954	369	365	4	297	133

<b>Number of Days from Receipt of Referral to Hearing Commenced Provision 7, subdivision (b)(6)</b>				
Minimum	Maximum	Mean	Median	Count
119	1,146	451	369	23

<b>Hours, Fees and Costs for Adverse Action Cases Provision 7, subdivisions (c)(1), (c)(2) and (c)(3)</b>		
For 236 adverse action cases resolved:	Mean	Median
Hours per case, subdivision (c)(1)	85	47
Fees per case, subdivision (c)(2)	\$15,384	\$8,999
Costs per case, subdivision (c)(3)	\$ 382	\$ 0

<b>Total Hours and Fees – Discipline and General Litigation Cases Provision 7, subdivisions (d)(1), (d)(2), (d)(3) and (d)(4)</b>		
Type of Case	Total Hours	Total Fees
Discipline cases, subdivisions (d)(1) and (d)(2)	11,909	\$2,511,291
Other cases, subdivisions (d)(3) and (d)(4)	385	\$ 81,278
All cases combined	12,294	\$2,592,569

**APPENDIX G: FISCAL YEAR 2018-19**

<b>Discipline Cases at the Office of the Attorney General Provision 7, subdivisions (b)(1) and (b)(5)</b>			
Total Referrals, Active and Inactive	Adverse Action	Judicial Review	Total
Referrals start of the year, subdivision (b)(1)	247	12	259
Referrals received during the year	141	13	154
Referrals resolved during the year	236	15	251
Referrals end of the year, subdivision (b)(5)	152	10	162

<b>Further Investigation Requested and Received Provision 7, subdivisions (b)(2) and (b)(3)</b>	
Further investigation requests, subdivision (b)(2)	21
Supplemental investigations received, subdivision (b)(3)	24

<b>Number of Days for Adverse Action Adjudications Provision 7, subdivision (b)(4)</b>						
Minimum	Maximum	Mean	Goal	Above Goal	Median	Count
14	1,904	593	365	228	442	199

<b>Number of Days from Receipt of Referral to Hearing Commenced Provision 7, subdivision (b)(6)</b>				
Minimum	Maximum	Mean	Median	Count
89	1,784	732	595	45

<b>Hours, Fees and Costs for Adverse Action Cases Provision 7, subdivisions (c)(1), (c)(2) and (c)(3)</b>		
For 236 adverse action cases resolved:	Mean	Median
Hours per case, subdivision (c)(1)	90	64
Fees per case, subdivision (c)(2)	\$14,734	\$10,600
Costs per case, subdivision (c)(3)	\$ 312	\$ 0

<b>Total Hours and Fees – Discipline and General Litigation Cases Provision 7, subdivisions (d)(1), (d)(2), (d)(3) and (d)(4)</b>		
Type of Case	Total Hours	Total Fees
Discipline cases, subdivisions (d)(1) and (d)(2)	15,493	\$2,582,818
Other cases, subdivisions (d)(3) and (d)(4)	150	\$ 25,542
All cases combined	15,643	\$2,608,360

**APPENDIX H: FISCAL YEAR 2017-18**

<b>Discipline Cases at the Office of the Attorney General Provision 7, subdivisions (b)(1) and (b)(5)</b>			
Total Referrals, Active and Inactive	Adverse Action	Judicial Review	Total
Referrals start of the year, subdivision (b)(1)	304	9	313
Referrals received during the year	118	10	128
Referrals resolved during the year	175	7	182
Referrals end of the year, subdivision (b)(5)	247	12	259

<b>Further Investigation Requested and Received Provision 7, subdivisions (b)(2) and (b)(3)</b>	
Further investigation requests, subdivision (b)(2)	52
Supplemental investigations received, subdivision (b)(3)	44

<b>Number of Days for Adverse Action Adjudications Provision 7, subdivision (b)(4)</b>						
Minimum	Maximum	Mean	Goal	Above Goal	Median	Count
10	1,966	630	365	265	565	212

<b>Number of Days from Receipt of Referral to Hearing Commenced Provision 7, subdivision (b)(6)</b>				
Minimum	Maximum	Mean	Median	Count
139	1,838	728	683	49

<b>Hours, Fees and Costs for Adverse Action Cases Provision 7, subdivisions (c)(1), (c)(2) and (c)(3)</b>		
For 175 adverse action cases resolved:	Mean	Median
Hours per case, subdivision (c)(1)	84	54
Fees per case, subdivision (c)(2)	\$13,373	\$8,935
Costs per case, subdivision (c)(3)	\$281	\$0

<b>Total Hours and Fees – Discipline and General Litigation Cases Provision 7, subdivisions (d)(1), (d)(2), (d)(3) and (d)(4)</b>		
Type of Case	Total Hours	Total Fees
Discipline cases, subdivisions (d)(1) and (d)(2)	18,602	\$3,089,148
Other cases, subdivisions (d)(3) and (d)(4)	409	\$67,734
All cases combined	19,011	\$3,156,882

## **APPENDIX I: Provision 6 Measures Reported**

The Budget Act of 2020, Item 6360-001-0407, Provision 6 states:

- (a) The Attorney General shall submit a quarterly report to the chairpersons and vice chairpersons of the budget committees of each house of the Legislature, the Legislative Analyst's Office, and the Department of Finance concerning the status of the teacher misconduct discipline caseload and other cases being handled by the Attorney General for the Commission on Teacher Credentialing. The quarterly report shall be submitted by August 30, November 30, February 28, and May 31 of each year for the previous corresponding fiscal quarter.
- (b) Each report shall include, at a minimum, all of the following for teacher discipline matters:
  - (1) The number of matters with the Attorney General at the beginning of the reporting period.
  - (2) The number of matters for which further investigation was requested by the Attorney General.
  - (3) The number of matters for which further investigation was received by the Attorney General.
  - (4) The number of matters adjudicated by the Attorney General.
  - (5) The number of matters with the Attorney General at the end of the reporting period.
  - (6) The minimum, maximum, and median number of days from the date the Attorney General receives an accusation or statement of issues referral from the commission to the commencement of a hearing at the Office of Administrative Hearings for cases adjudicated during this period.
- (c) To determine the average cost of the Attorney General to adjudicate a case representing the commission, each report shall provide the following information for cases adjudicated in the reporting period specified in paragraph (a):
  - (1) The average and median number of hours worked by the staff of the Attorney General to adjudicate accusation and statement of issues matters.
  - (2) The average and median fees charged by the Attorney General to the commission to adjudicate accusation and statement of issues matters.
  - (3) The average and median litigation costs to adjudicate accusation and statement of issues matters.

(d) To determine the total activities conducted by the Attorney General to represent the commission for each period, the Attorney General shall report the following:

(1) The total hours worked during the period by staff of the Attorney General for representation of the commission in teacher discipline matters.

(2) The total fees charged during the period by the Attorney General to the commission for representation in teacher discipline matters.

(3) The total hours worked during the period by staff of the Attorney General for representation of the commission unrelated to teacher discipline matters.

(4) The total fees charged during the period by the Attorney General to the commission for representation unrelated to teacher discipline matters.

(e) This information shall be provided with the intent that recipients shall be able to determine the caseload input and output of the Attorney General in relation to representation of the commission in teacher discipline cases, especially as it relates to determining the average case processing time for accusation and statement of issues representation and adjudication, and proper funding level for handling the teacher discipline caseload and other legal work for the commission. Staff from the Attorney General shall provide timely followup information to staff from the offices identified in paragraph (a) upon request if further explanation or information is required.

## **APPENDIX J: Summary of the Adjudication Process**

The Commission on Teacher Credentialing Committee of Credentials reviews acts or omissions of a credential holder or applicant to determine whether probable cause exists for discipline. If the committee finds probable cause and recommends discipline, the credential holder or applicant has the right to appeal the recommendation, which initiates an adjudicatory hearing under Chapter 5 (commencing with Section 11500) of Division 3 of Title 2 of the Government Code (Administrative Procedure Act). The appeal is referred to the Office of the Attorney General to be prepared for hearing.

The deputy attorney general assigned to the case reviews the evidence supplied by the Commission on Teacher Credentialing to determine its sufficiency to meet the requisite burden of proof. If the evidence is insufficient and circumstances suggest additional avenues for evidentiary development, the deputy may request further investigation from the commission's investigators and the file remains open pending its receipt. When evidence is insufficient and further investigation is not recommended, or when legal issues prevent prosecution, the Office of the Attorney General declines prosecution and the case is closed.

When sufficient evidentiary support is identified, an accusation is prepared to initiate the adjudicatory hearing against a credential holder, or statement of issues to set forth the grounds for denial of an application. The pleading is sent to the Commission on Teacher Credentialing for signature by the executive director, who is the complainant. The pleading is "filed" when the executive director signs it, and it is then returned to the Office of the Attorney General for service on the credential holder or applicant. Once served with an accusation, the credential holder must file a notice of defense within fifteen days or they will be in default. Once the notice of defense has been received in an accusation case, or the statement of issues has been served in an application denial case, a hearing is scheduled with the Office of Administrative Hearings. Many cases are resolved through settlement before hearing.

The deputy attorney general prosecutes the disciplinary case before the Office of Administrative Hearings. Upon conclusion of the hearing, the case is submitted to the administrative law judge who presides over the hearing, issues a proposed decision, and sends it to the Commission on Teacher Credentialing for its final decision.

Subdivision (b)(4) of Provision 6 requests the number of cases adjudicated by the Office of the Attorney General. “Adjudicated” means the work of the Office of the Attorney General is complete to bring the case back before the commission for its final decision.<sup>2</sup> Adjudication can occur in five ways:

1. Prosecution declined. Occasionally, the deputy attorney general determines that the evidence is insufficient and does not recommend further investigation, whereby prosecution is declined and the case is closed.
2. Withdrawal of request for hearing by respondent. Before a pleading is filed, the credential holder or applicant may withdraw the request for a hearing, thereby accepting the recommendation of the Committee of Credentials. The Commission on Teacher Credentialing then receives the recommendation of the Committee of Credentials for its ultimate decision.
3. Default. If a credential holder does not submit a timely notice of defense, the deputy attorney general prepares a default decision, which is sent to the commission for its final decision.
4. Settlement. The executive director may authorize a consent determination based on terms sufficient to provide for protection of the public, schoolchildren, and the profession, which will be presented to the Committee of Credentials for its recommendation and then to the commission for its final decision.
5. Hearing submitted. Upon completion of the adjudicatory hearing, the case is submitted to the administrative law judge, who prepares a proposed decision and sends it to the Commission on Teacher Credentialing for its final decision.

Even after the commission’s decision is issued, it may not be final. The respondent may exercise the right to petition for reconsideration, and if granted by the commission the decision is reconsidered. This can also happen if the commission decides a case based on the default of the respondent who fails to file a notice of defense or appear at a duly noticed hearing. The commission can vacate the default decision and additional proceedings are then conducted to ultimately decide the case. Each of these “post-submission” events will lengthen case processing time and require further adjudication of the case.

Cases that have been adjudicated remain open at the Office of the Attorney General until the final decision is issued by the commission and the decision becomes effective. This concludes the case, except for any judicial review in superior court and ensuing appeal seeking to overturn the commission’s discipline decision. The commission generally meets six times per year, during which discipline cases are considered and final decisions made. It can therefore take two to three months after adjudication before final resolution of a discipline case. The following diagram outlines the adjudication process.

---

<sup>2</sup> When prosecution is declined, the case is not submitted to the commission for decision, and is closed.

## Flowchart – Adjudication Process

