

National Ocean Service FY 2016 Constituent Budget Briefing

Russell Callender, Ph.D.

Acting Assistant Administrator
for Ocean Services and Coastal Zone Management

March 10, 2015



NOAA'S NATIONAL OCEAN SERVICE

POSITIONING AMERICA FOR THE FUTURE

Agenda

NOS Roadmap
Recent Accomplishments
FY 2016 President's Budget
Summary



NOS Priorities Roadmap

Coastal Resilience: Preparedness, Response, and Recovery

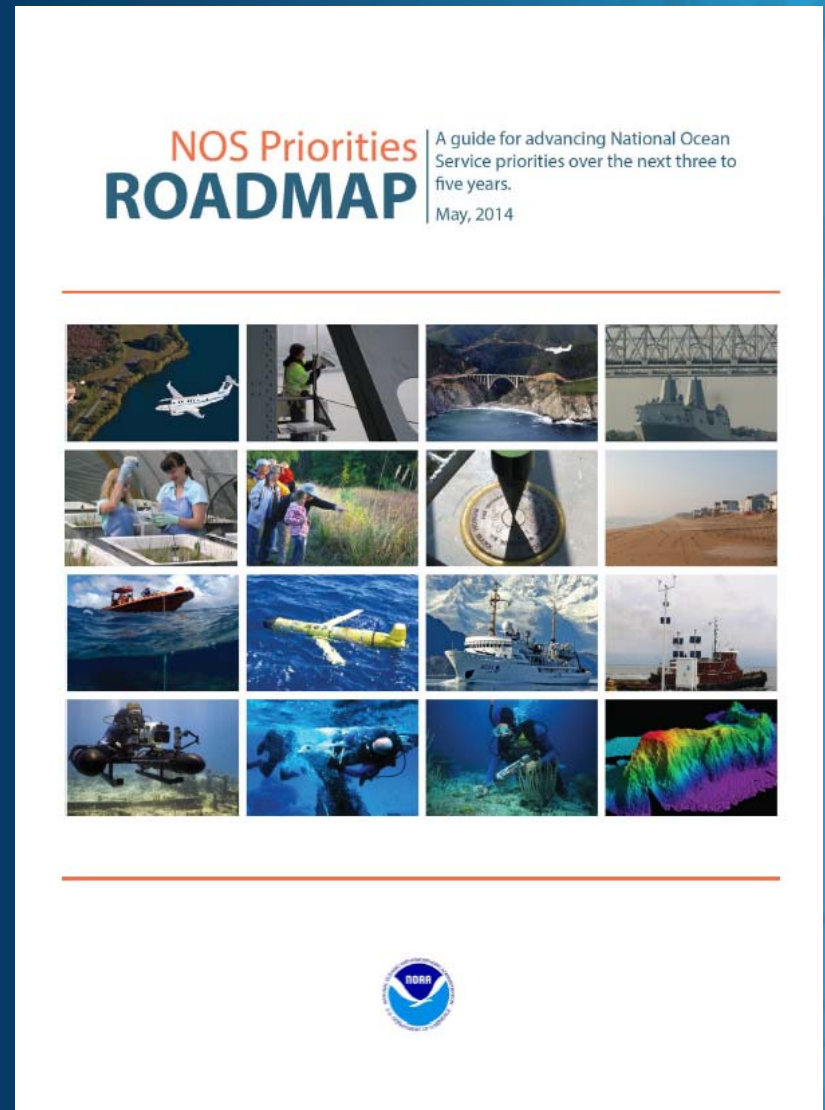
- Better capacity to respond
- Improved community preparedness and response
- Nature-based infrastructure utilized in coastal communities

Coastal Intelligence

- Integrated support tools for port communities
- Regional prediction of total water inundation
- Early warnings for ecological hazards

Place-based Conservation

- More protection and better management of special places
- Assess value that coastal communities derive from special places

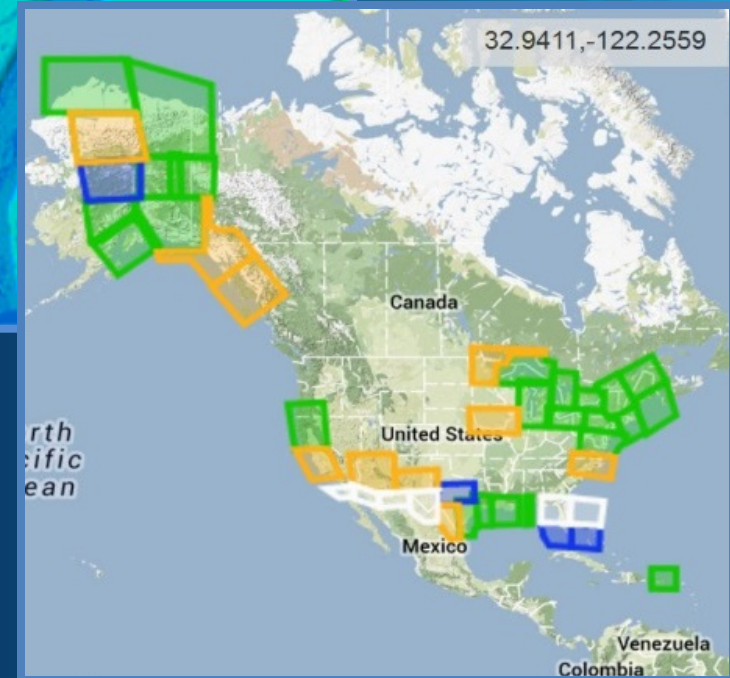
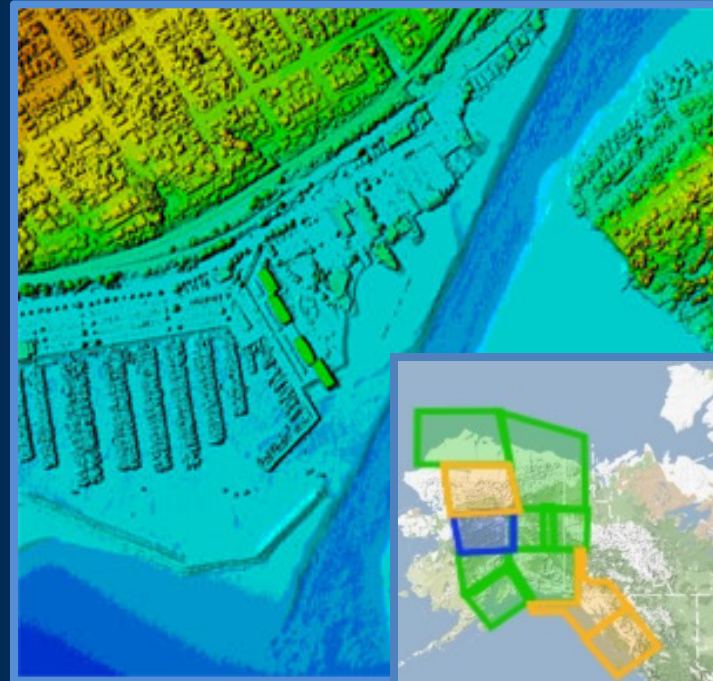


Recent Accomplishments




Coastal Resilience: Preparedness, Response, Recovery

- LIDAR and GRAV-D data collected and flood exposure tool developed for Sandy impact areas
- Texas City 'Y' oil spill response
- Marine Debris published economic research
- Maps and predictions inform ocean energy development



Coastal Intelligence

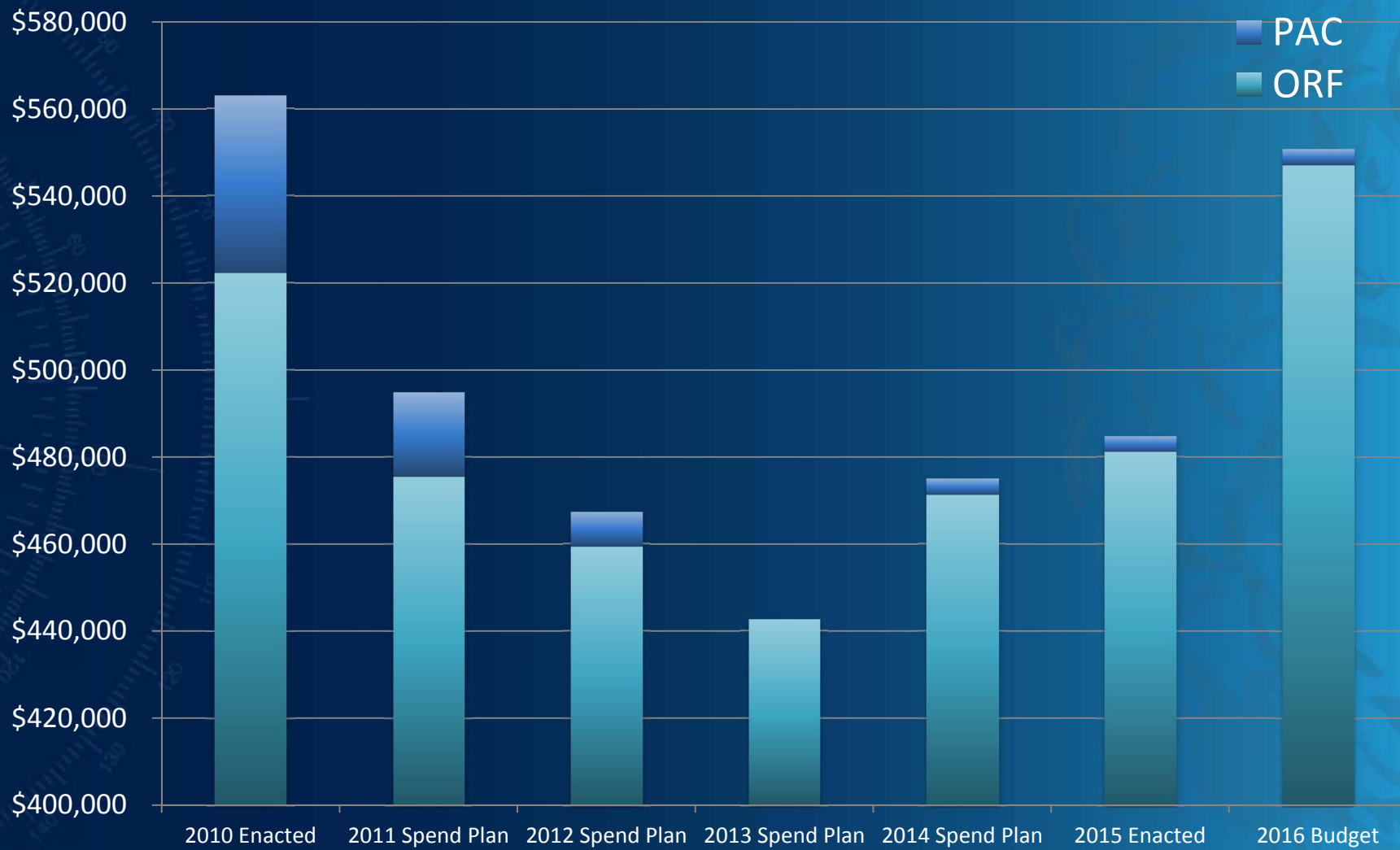
- Jacksonville PORTS® inaugurated as 23rd system in the nation
- ‘Nuisance flooding’ found to be an increasing problem as coastal sea levels rise
- Sea-level rise mapping tool wins Presidential GreenGov Award
- NOAA forecasts and responds to harmful algal blooms, including Lake Erie
- The end of traditional paper nautical charts



FY 2016 President's Budget



NOS Budget Trends: FY 2010 – FY 2016



FY16 Budget Summary - ORF

	2014 Spend Plan	2015 Enacted	2016 Budget
Navigation, Observations and Positioning			
Navigation, Observations and Positioning	135,789	137,961	141,000
Hydrographic Survey Priorities / Contracts	24,961	25,000	25,000
IOOS Regional Observations	28,456	29,500	29,500
Total, Navigation, Observations and Positioning	189,206	192,461	195,500
Coastal Science and Assessment			
Coastal Science, Assessment, Response and Restoration	70,390	71,000	72,600
Competitive Research	8,986	9,000	13,000
Total, Coastal Science and Assessment	79,376	80,000	85,600
Ocean and Coastal Management and Services			
Coastal Zone Management and Services	40,936	41,700	54,144
Coastal Zone Management Grants	66,043	71,146	116,146
Coral Reef Program	25,960	26,000	26,100
National Estuarine Research Reserve System - NERRS	21,267	21,300	21,300
Sanctuaries and Marine Protected Areas	48,425	48,500	48,300
Total, Ocean and Coastal Management and Services	202,631	208,646	265,990
National Ocean Service - Operations, Research and Facilities	471,213	481,107	547,090



Coastal Management Grants *(increase)*

+\$45 million

Regional Coastal Resilience Grants

Build resilience of coastal communities to the negative impacts from extreme weather events, climate hazards, and changing ocean conditions



Coastal Zone Management and Services *(increase)*

+\$11.8 million

+\$5.0M Ecosystem-based Solutions For Resilience

Assessment and valuation of ecosystems as natural defenses against ocean and coastal threats

+\$4.8M Capacity to Respond to Extreme Events

Leverage foundational ocean observing, mapping, and positioning capabilities to inform coastal decision makers

**+\$2.0M AmeriCorps Community Resilience Initiative
Training**

Training and technical assistance



Competitive Research *(increase)*

+\$4.0 million

National Centers for Coastal Ocean Science (NCCOS) Competitive Research

Expand competitive research grants to address harmful algal blooms, hypoxia, and coastal ecosystem research and assessment needs



Coastal Science, Response and Restoration

(increase)

+\$1.3 million

Arctic Spill Preparedness

Increase Arctic response capabilities



Decreases

Coastal Science, Response and Restoration

-\$1.3M Emergency Preparedness Training

Reduce emergency preparedness activities

Sanctuaries and Marine Protected Areas

-\$1.4M Sanctuaries Operations

Decrease scalable operational activities such as vessel operations



Summary

- The President's Budget requests **\$550.8 million** in discretionary funds for NOS in 2016: a **\$66 million** increase. This is a **13.6%** increase from the current year.
- Of the \$65.9 million in program increases, **\$45 million is for regional coastal resilience grants** for advancing community, ecosystem, and economic resilience.
- The program changes and base budget reflect NOS's continued emphasis on core mission, NOS Priorities, and critical partnerships.



Questions?

