

# OKLAHOMA COVID-19 WEEKLY REPORT

Weekly Epidemiology and Surveillance Report  
May 2 – May 8, 2021



**PURPOSE** To provide up-to-date weekly epidemiological data on COVID-19 in Oklahoma.

## SNAPSHOT

	May 2 – May 8	Change <sup>1</sup>	Total
Cases	1,443	-9.4%	450,315
Recovered cases <sup>2</sup>	1,616	n/a	441,302
Deaths <sup>3</sup>	46	n/a	6,878

CASES		DEATHS	
Persons aged 50 and over	Females	Persons aged 50 and over	Males
<b>34%</b>	<b>53%</b>	<b>95%</b>	<b>56%</b>
of <u>cases</u>	of <u>cases</u>	of <u>deaths</u>	of <u>deaths</u>

1. Change from the week of April 25- May 1, 2021.

2. Not deceased and 14 days after symptom onset/specimen collection. Please note that the definition for recovered was changed starting May 4, 2021 due to incomplete data on hospitalization which may result in an inaccurate estimation of the active cases.

3. Death count reported in past weeks included deaths identified through reconciliation efforts that undertaken to address the discrepancy in deaths reported in the state disease investigation system and those reported through Vital Records over the past year.

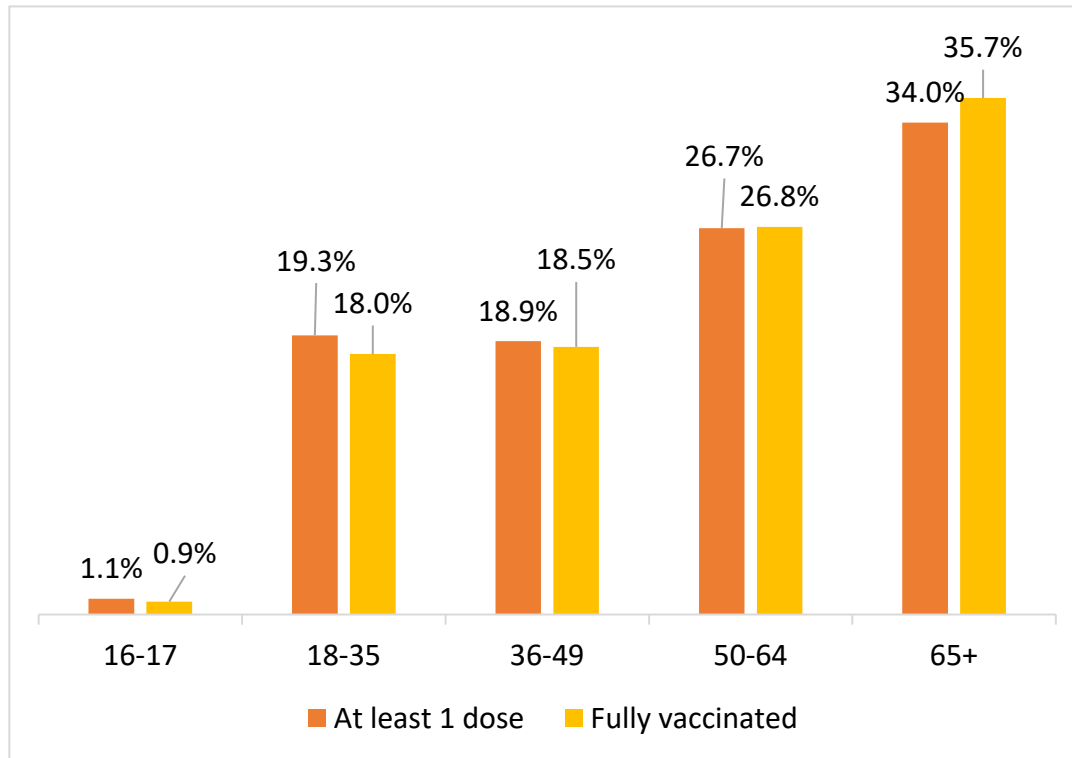
## KEY POINTS

- **1,443** cases were reported in the past week  
9.4% decrease from the week before (April 25- May 1)
- **46** deaths were reported in the past week
- **26,150 (5.8%)** cases have been hospitalized
- **17,936** specimens have been tested over the last 7 days according to HHS Protect data
- **2,327,449** vaccine doses have been administered in total
- The average age of cases was **40** years and average age of individuals who died was **75** years
- The youngest case was **less than a year old** and the oldest case was **100+ years**
- The youngest individual to die from COVID-19 was **less than 15 years** and the oldest was **100+ years**

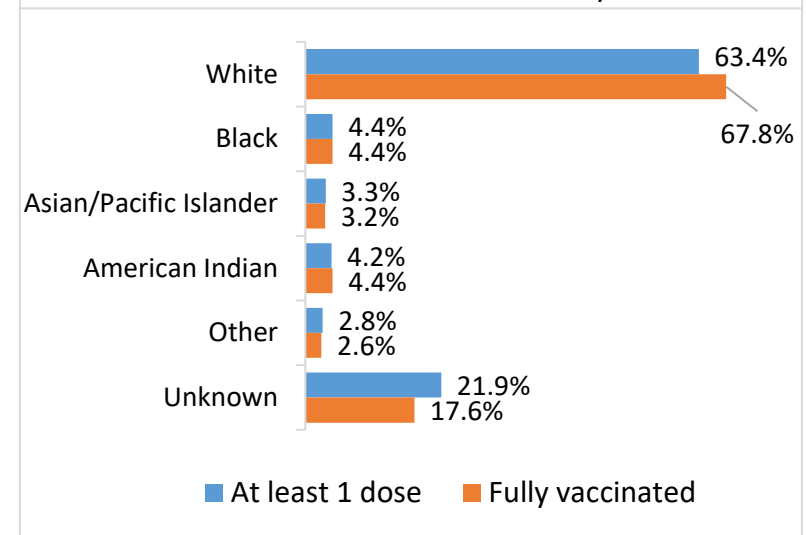
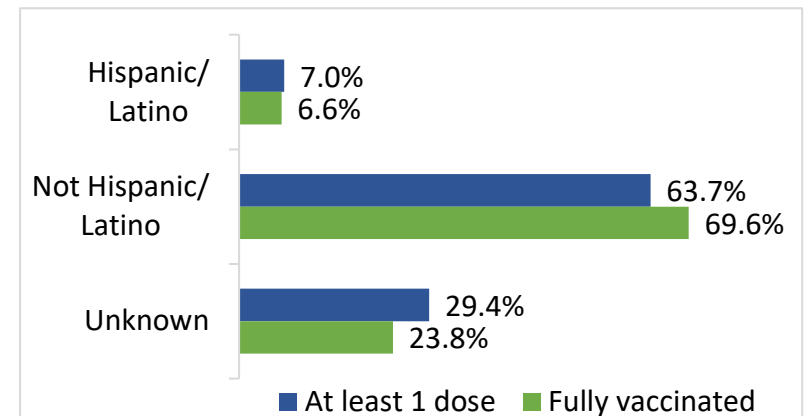
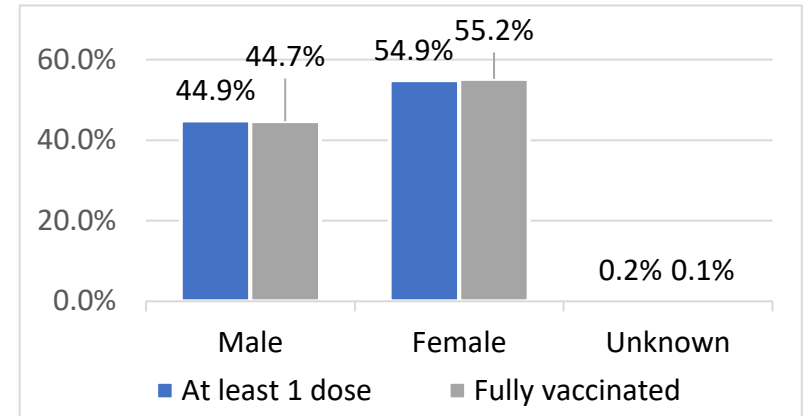
# COVID-19 VACCINE DATA BY TOTAL AND KEY METRICS

	May 4 – May 10	Total Number
Doses Administered <sup>1</sup>	54,896	2,327,449
At least 1 dose <sup>2</sup>	19,436	1,324,151
Fully vaccinated <sup>3</sup>	38,638	1,075,151

1. Doses administered amount does not include doses administered by federal entities in Oklahoma.
2. At least one does refers to individuals receiving Pfizer and Moderna COVID-19 vaccines and/or receiving single shot of J&J/Janssen Vaccine
3. Fully vaccinated refers to individuals fully vaccinated after receiving either Pfizer and/or Moderna COVID-19 vaccines (both doses) and/or receiving single shot of J&J/Janssen Vaccine



Source: COVID-19 Vaccination Reporting Specification Dataset Oklahoma State Immunization Information System (OSIIS). Data reflect information entered as of 11:59PM 5/10/2021

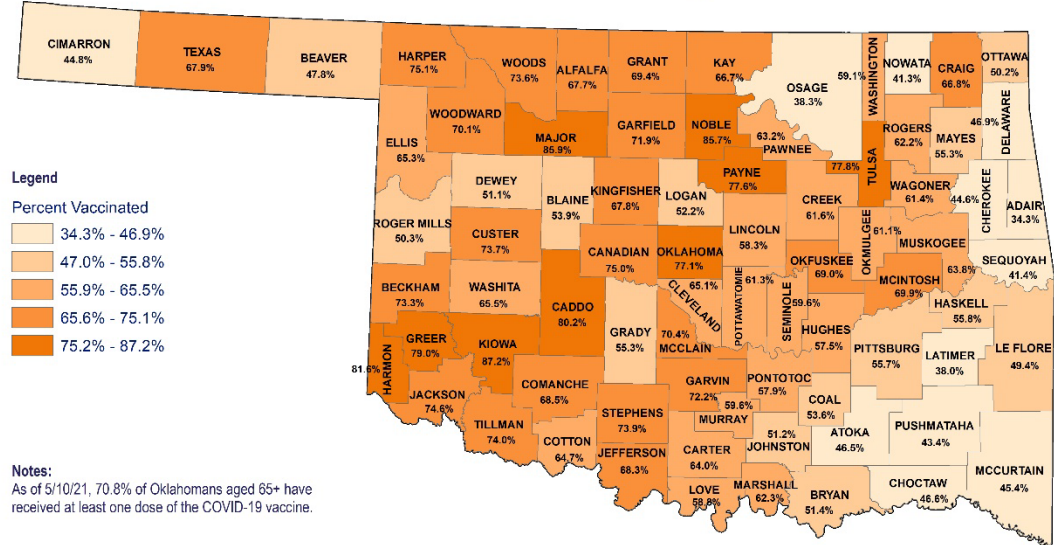
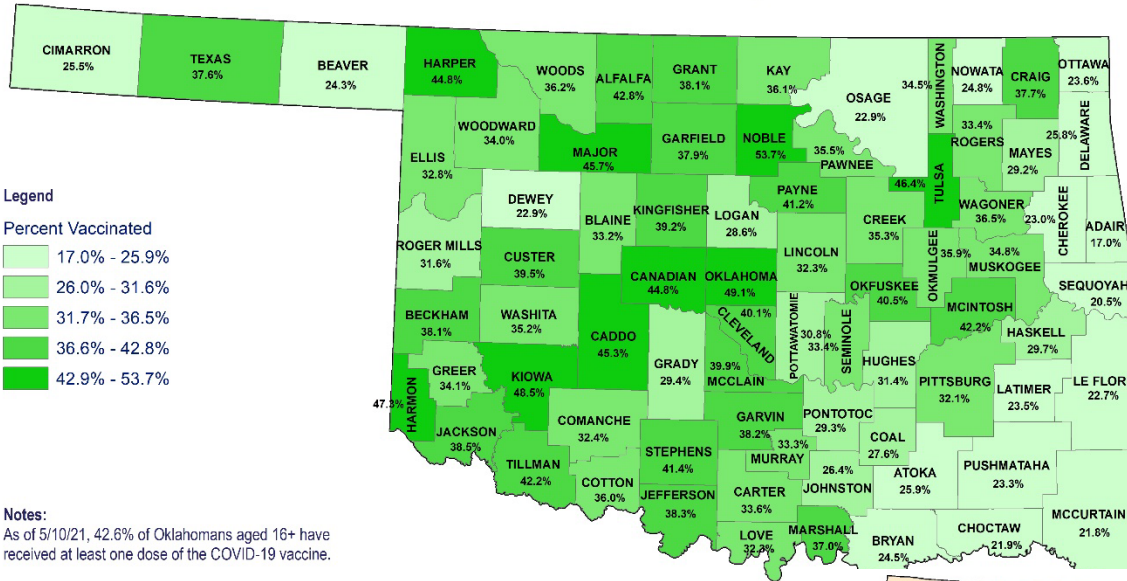


## COVID- 19 VACCINE DATA

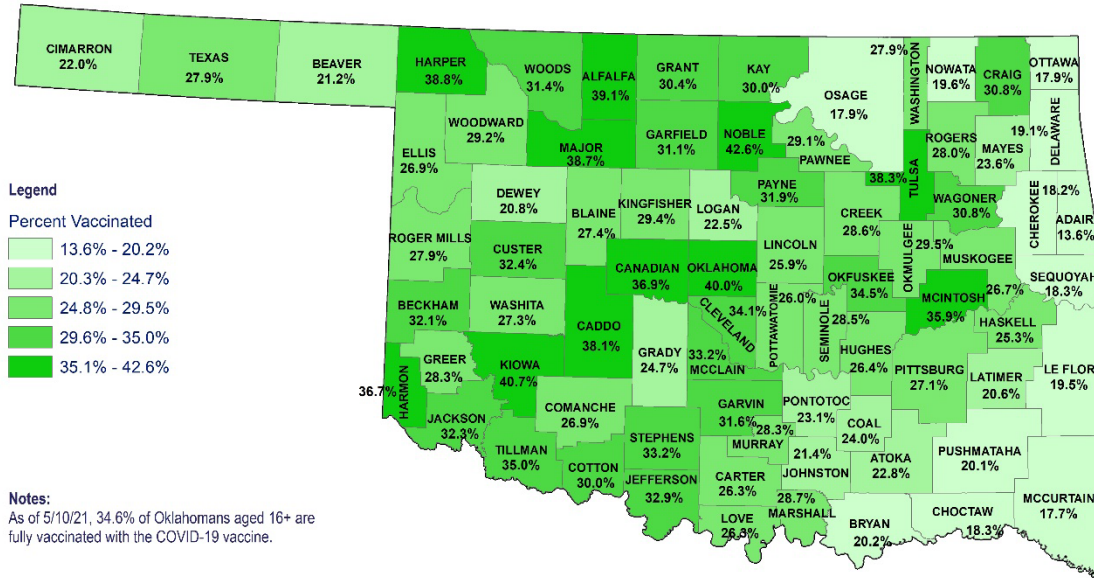
Demographic Summary	Total Population ≥16 years of age	People who received at least 1 dose	People who are fully vaccinated
<b>Oklahoma</b>	3,110,214	1,324,151 (42.6%)	1,075,151 (34.6%)
<b>Gender</b>			
Male	1,528,522 (49.1%)	594,815 (38.9%)	480,191 (31.4%)
Female	1,582,692 (50.9%)	726,809 (45.9%)	593,405 (37.5%)
Unknown	-	2,527	1,555
<b>Age Group</b>			
16-17	105,481 (3.4%)	14,722 (14.0%)	9,975 (9.5%)
18-35	976,999 (31.4%)	255,110 (26.1%)	193,541 (19.8%)
36-49	675,766 (21.7%)	250,434 (37.1%)	199,319 (29.5%)
50-64	716,836 (23%)	353,951 (49.4%)	288,564 (40.3%)
65+	635,132 (20.4%)	449,866 (70.8%)	383,736 (60.4%)
<b>Race</b>			
White	2,366,465 (76.1%)	839,754 (35.5%)	729,452 (30.8%)
Black	236,099 (7.6%)	58,477 (24.8%)	47,456 (20.1%)
Asian/PI	82,291 (2.6%)	43,234 (52.5%)	33,912 (41.2%)
American Indian	281,001 (8.7%)	56,128 (20.7%)	47,430 (17.5%)
Other	154,358 (5%)	36,756 (23.8%)	28,005 (18.1%)
Unknown	-	289,802	188,896
<b>Ethnicity</b>			
Hispanic	286,504 (9.2%)	92,412 (32.3%)	70,981 (24.8%)
Not Hispanic	2,823,710 (90.8%)	843,079 (29.9%)	748,547 (26.5%)
Unknown	-	388,660	255,623

Data Source: 1. Single-race Population Estimates, United States, 2010-2019. July 1st resident population by state, age, sex, single-race, and Hispanic origin, on CDC WONDER Online Database. Vintage 2019 estimates released by U.S. Census Bureau on June 25, 2020 COVID-19 2. Vaccination Reporting Specification (CVRS) Dataset - Oklahoma State Immunization Information System (OSIIS); Data reflect information entered as of 11:59PM 5/10/2021

# OKLAHOMA COVID-19 AT LEAST 1 DOSE COUNTY LEVEL VACCINE ADMINISTRATION FOR AGES 16+ AND 65+



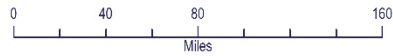
# OKLAHOMA COVID-19 FULLY VACCINATED COUNTY LEVEL VACCINE ADMINISTRATION FOR AGES 16+ AND 65+



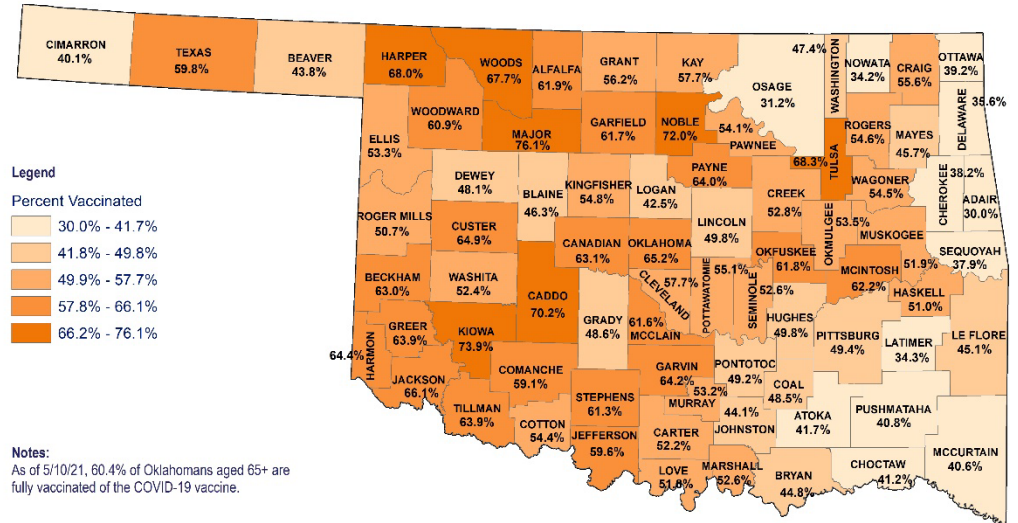
**Notes:**  
As of 5/10/21, 34.6% of Oklahomans aged 16+ are fully vaccinated with the COVID-19 vaccine.

**Data Source:**  
2021 Oklahoma State Immunization Information System  
Oklahoma State Department of Health

Projection/Coordinate System: USGS Albers Equal Area Conic



**Disclaimer:** This map is a compilation of records, information and data from various city, county and state offices and other sources, affecting the area shown, and is the best representation of the data available at the time. The map and data are to be used for reference purposes only. The user acknowledges and accepts all inherent limitations of the map, including the fact that the data are dynamic and in a constant state of maintenance.

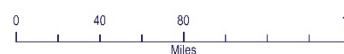


**Notes:**  
As of 5/10/21, 60.4% of Oklahomans aged 65+ are fully vaccinated of the COVID-19 vaccine.

**Data Source:**  
2021 Oklahoma State Immunization Information System  
Oklahoma State Department of Health

Projection/Coordinate System: USGS Albers Equal Area Conic

Created: 05.11.2021



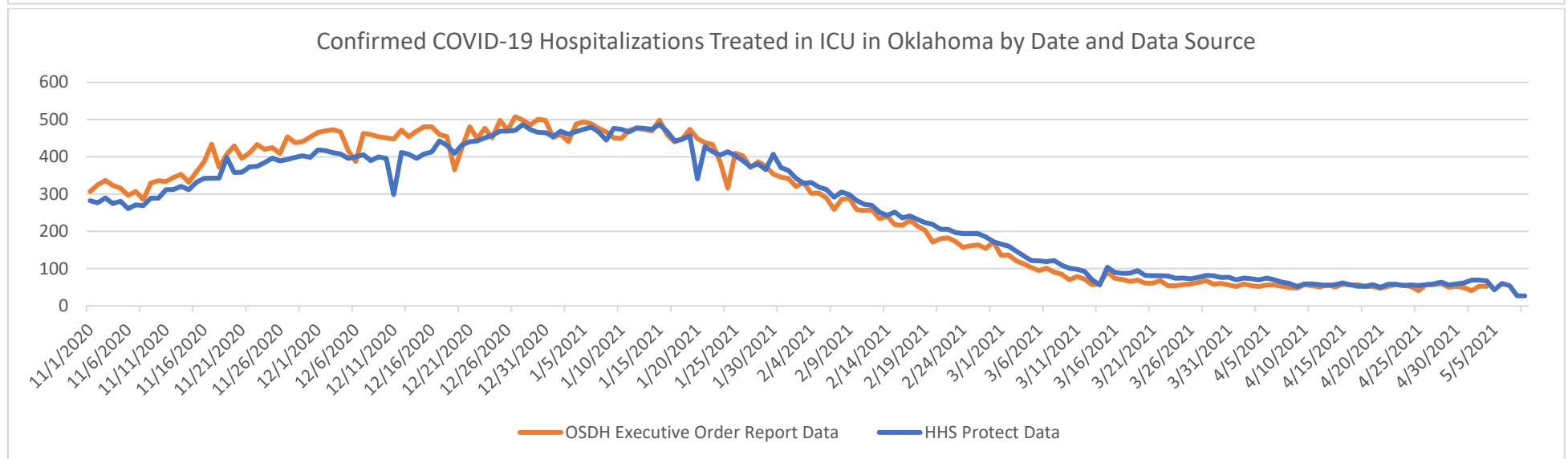
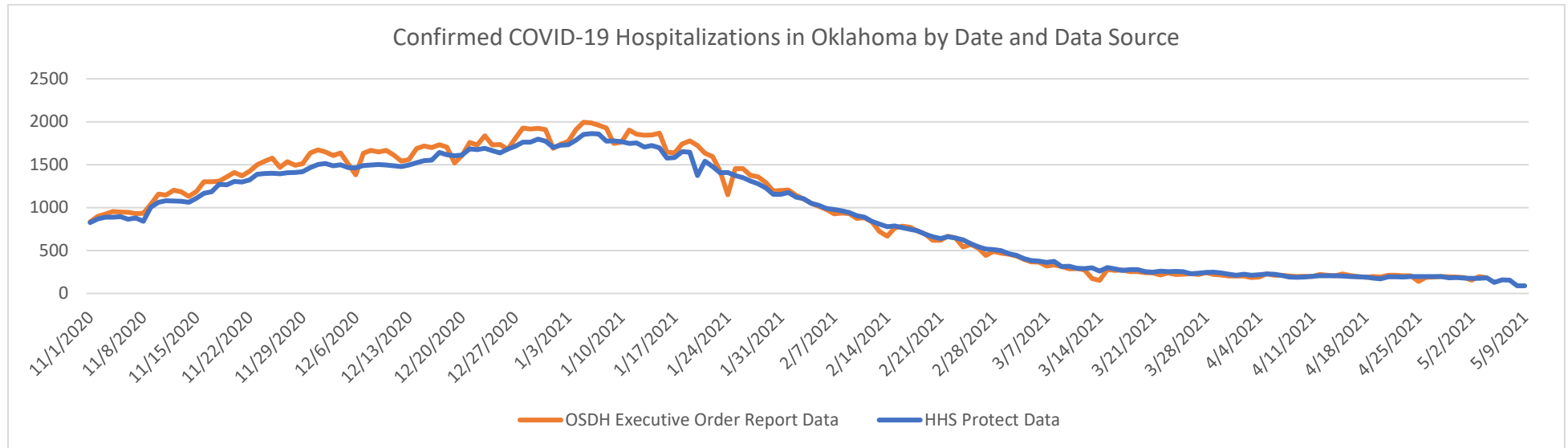
**Disclaimer:** This map is a compilation of records, information and data from various city, county and state offices and other sources, affecting the area shown, and is the best representation of the data available at the time. The map and data are to be used for reference purposes only. The user acknowledges and accepts all inherent limitations of the map, including the fact that the data are dynamic and in a constant state of maintenance.



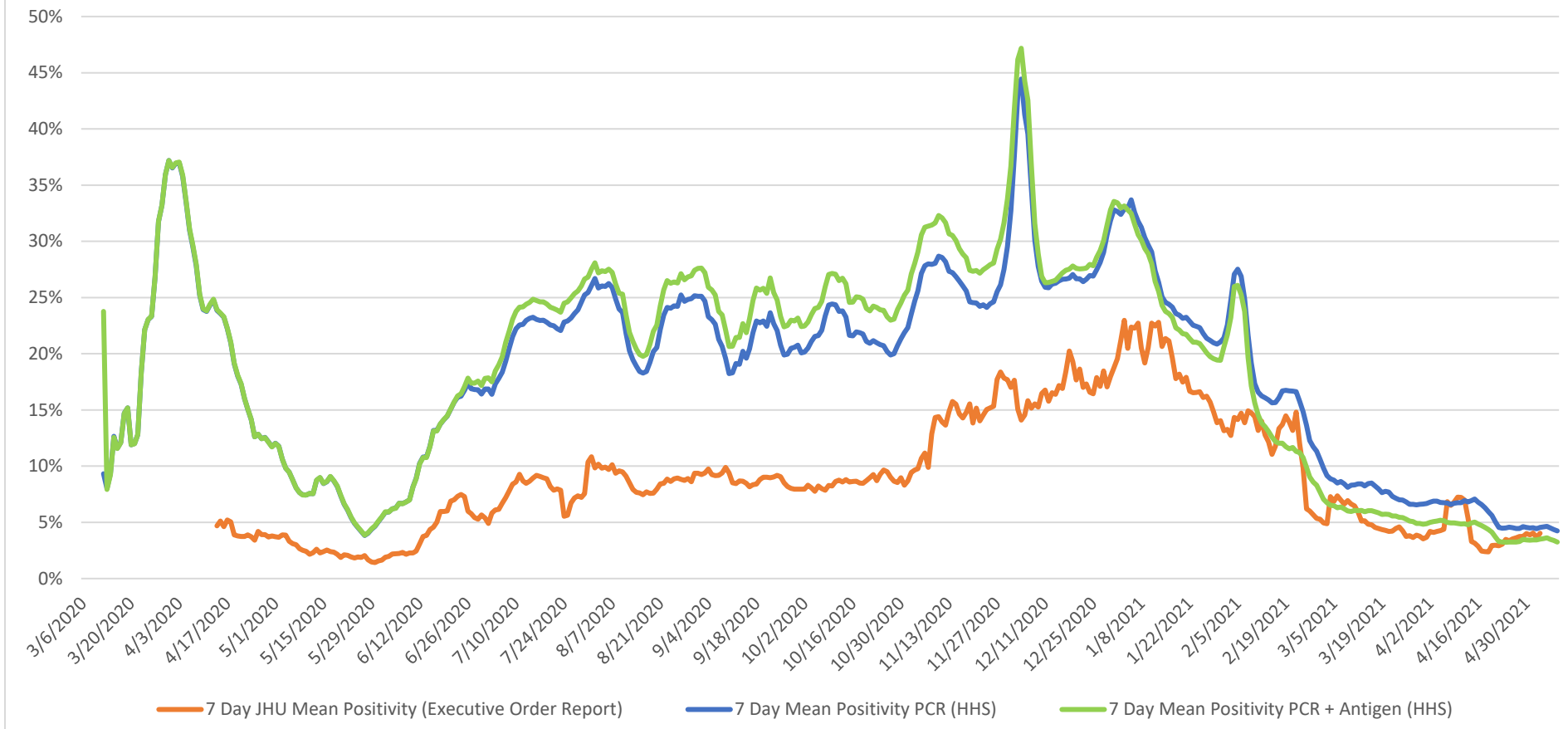
## CHANGES IN DATA REPORTING

Effective May 4, 2021, Governor Stitt's most recent COVID-19 Executive Order expired. The expiration of the Executive Order changed how some COVID-19 data is reported and tracked. Previously reported data on hospital capacity, current COVID-19 hospitalizations and disease testing were obtained via daily surveys conducted by OSDH. Moving forward, OSDH will be using data from U.S. Health and Human Services (HHS) Protect in order to track this data.

Below are several graphs that compare previously reported OSDH Data versus HHS Protect data.



### 7 Day COVID-19 Positivity Means by Data Source



Oklahoma, May 9, 2021

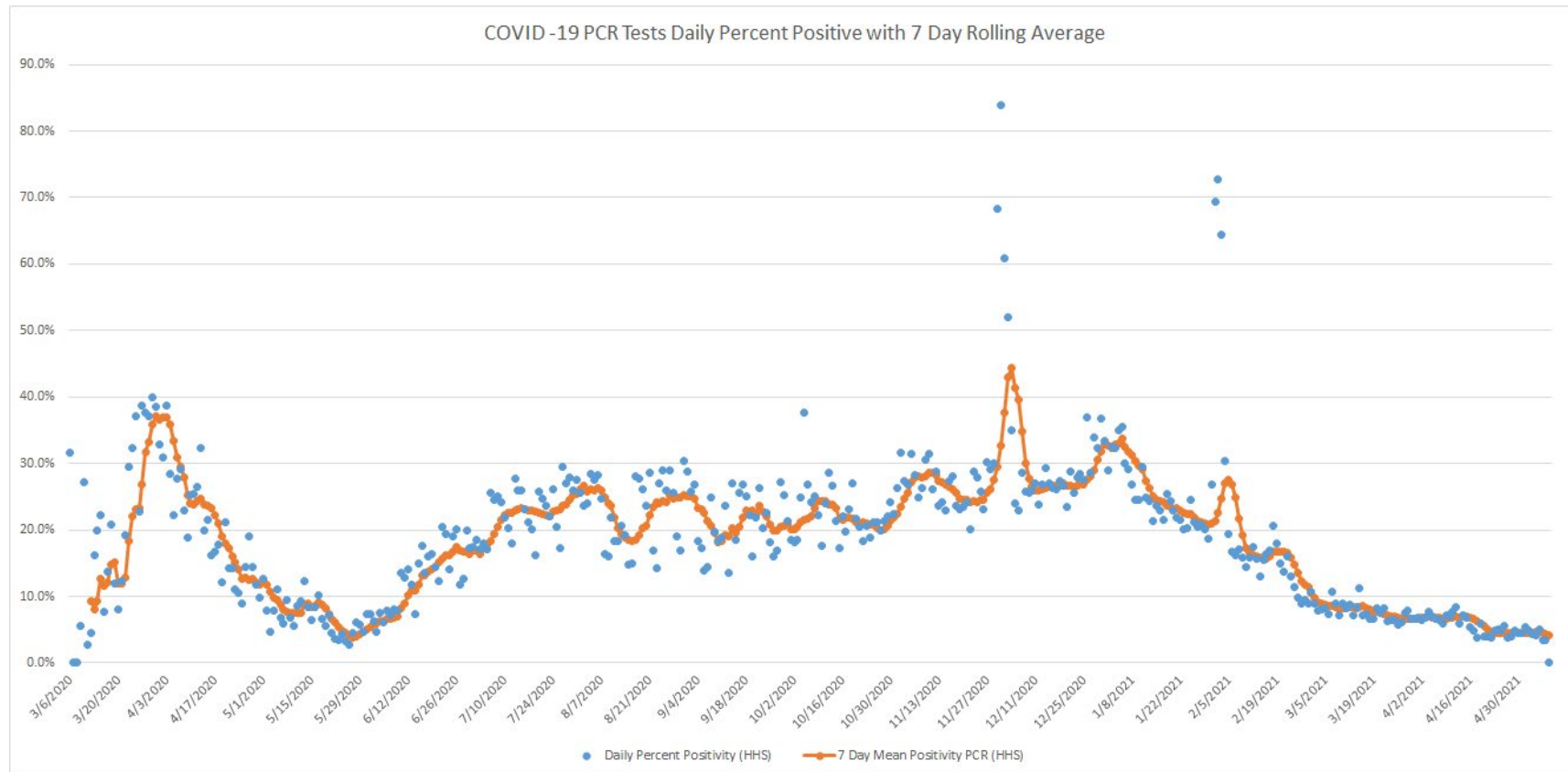
Source: This data was obtained from The U.S. Department of Health and Human Services (HHS) and from the Oklahoma Executive Order reporting.

# DISEASE TESTING

May 3 – May 9	
Specimens tested, count	17,936
Specimens positive, count	759
Percent positive	4.2%

Source: U.S. Department of Health and Human Services. Please note that the source for this data changed for this week's report due to the expiration of the Governor's Executive Order.

## COVID-19 TESTS DAILY PERCENT POSITIVE WITH 7 DAY ROLLING AVERAGE



Oklahoma, May 9, 2021

Source: U.S. Department of Health and Human Services



## COVID-19 VARIANT STRAINS

Genetic variants of SARS-CoV-2 have been emerging and circulating around the world throughout the COVID-19 pandemic.

- A variant has one or more mutations that differentiate it from other variants in circulation. As expected, multiple variants of SARS-CoV-2 have been documented in the United States and globally throughout this pandemic.

Three classes of variants:

- Variant of Interest
  - A variant with specific genetic markers that have been associated with changes to receptor binding, reduced neutralization by antibodies generated against previous infection or vaccination, reduced efficacy of treatments, potential diagnostic impact, or predicted increase in transmissibility or disease severity.
- Variant of Concern
  - A variant for which there is evidence of an increase in transmissibility, more severe disease (increased hospitalizations or deaths), significant reduction in neutralization by antibodies generated during previous infection or vaccination, reduced effectiveness of treatments or vaccines, or diagnostic detection failures.
- Variant of High Consequence
  - A variant of high consequence has clear evidence that prevention measures or medical countermeasures (MCMs) have significantly reduced effectiveness relative to previously circulating variants.

<b>SARS-CoV-2 Sequencing Data, Oklahoma, January 1, 2021-May 10, 2021</b>		
<b>Variant Designation and Strain Name</b>	<b>SARS-CoV-2 Strain Count</b>	<b>SARS-CoV-2 Strain Percentage</b>
No Concern	296	60.7
Variant of Concern	181	37.1%
B.1.1.7 (UK)	156	32.0%
B.1.351 (S. Africa)	4	0.8%
B.1.427/429 (CA, USA)	19	3.9%
P.1 (Brazil)	2	0.4%
Variant of Interest	9	1.8%
B.1.525 (NY, USA)	1	0.2%
B.1.526/526.1 (NY, USA)	6	1.2%
B.1.617.2 (India)	1	0.2%
B.1.617.1 (India)	1	0.2%
Variants to Watch	2	0.4%
B.1.1.318 (UK)	2	0.4%
<b>Grand Total</b>	<b>488</b>	<b>100%</b>

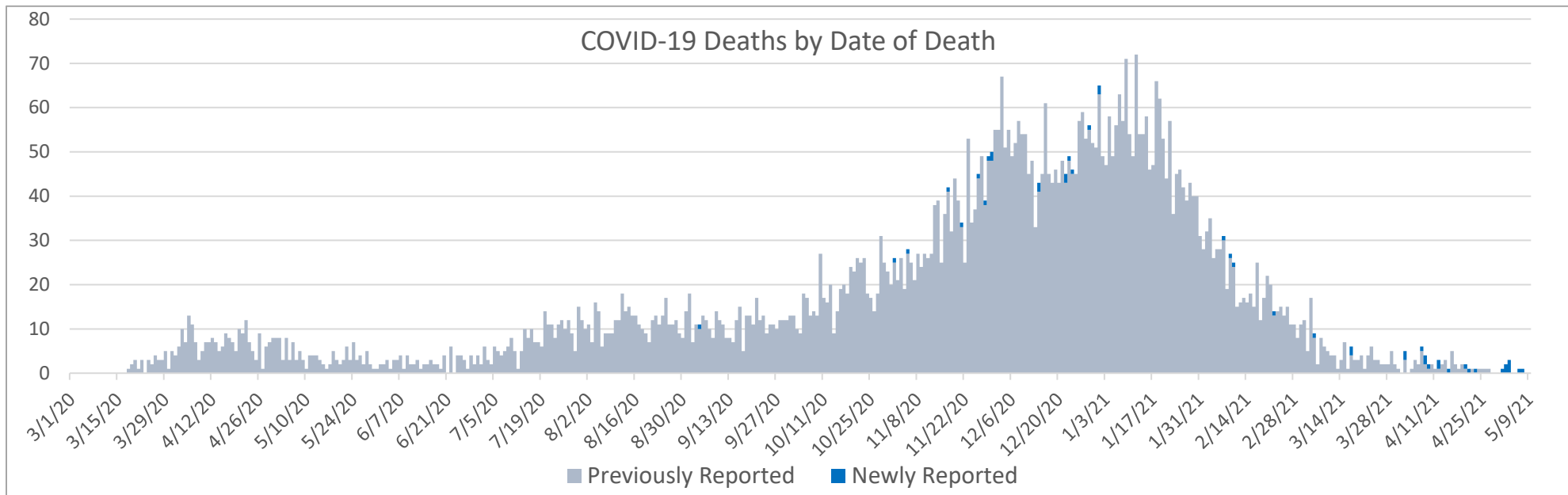
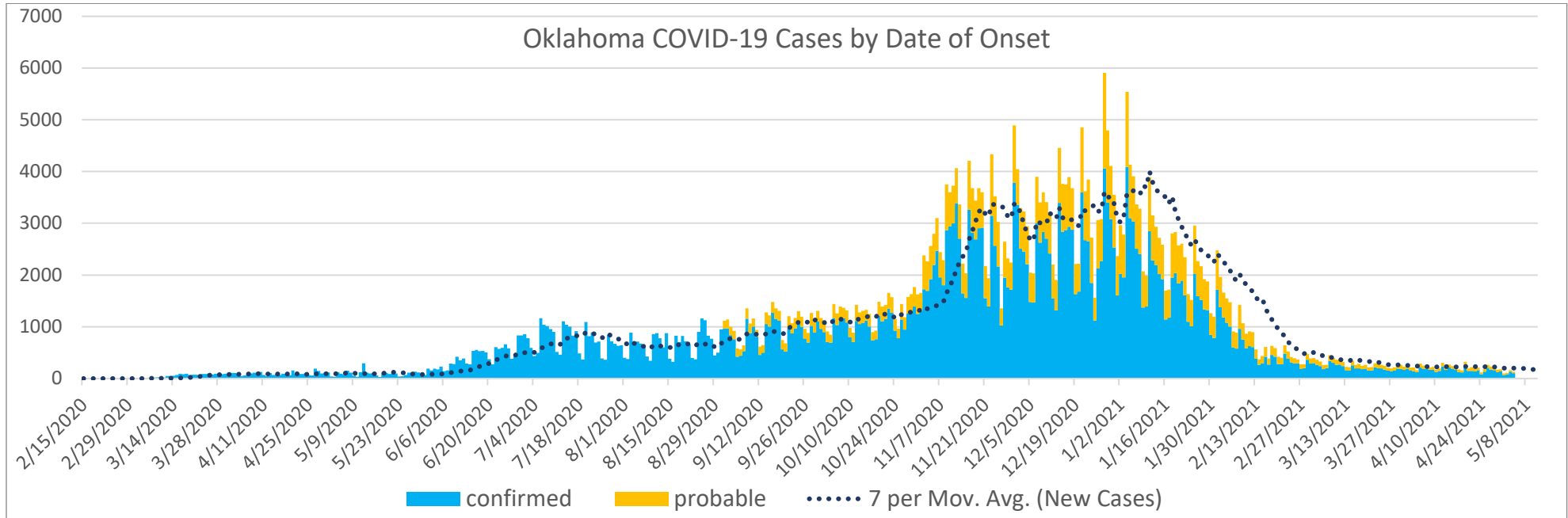
Additional information on variant classifications and definitions can be found [here](#).

## EPIDEMIOLOGICAL ESTIMATES

	Estimate	Notes / Interpretation
<b>Cases</b>		
Cumulative incidence*	11,420.39 (per 100,000 persons)	From March 7, 2020 to May 8, 2021 there were about 11,420 (per 100,000) new cases of COVID-19 in Oklahoma.
Absolute change in cumulative incidence from previous week	-3.8 (per 100,000 persons)	Compared to April 25– May 1 there were 3.8 (per 100,000) less cases of COVID-19 reported in Oklahoma during the past week (May 2– May 8).
<b>Disease Severity</b>		
Case-fatality risk (crude)	1.5%	The estimate is not adjusted for the lag time from reporting to death (i.e., delay between the time someone dies and the time their death is reported). The fatality estimate could be lower due to cases that were undiagnosed or had milder symptoms.
Cumulative Hospitalization rate (overall)	663.2 (per 100,000 persons)	About 663 people per 100,000 have ever been hospitalized for COVID-19 during this outbreak.

# CASES AND DEATHS

New cases (by date of onset) and new deaths (by date of death) of COVID-19 in Oklahoma, February 2020–May 2021



Please note the different axes for new cases (top—from 0 to 7,000 for new cases) and new deaths (bottom—from 0 to 80 for new deaths). Additionally, a 7-day lag has been applied to the COVID-19 case trend line based on information.

## DEMOGRAPHIC INFORMATION AS OF MAY 8, 2021

		Cases count (%) <sup>1</sup>		Deaths count (%) <sup>1</sup>		Cumulative Incidence Rate <sup>2</sup>	Cumulative Mortality Rate <sup>2</sup>
<b>Oklahoma</b>		<b>450,315</b>		<b>6,878</b>		<b>11,420.4</b>	<b>174.4</b>
<b>Gender</b>							
	Male	212,444	(47.2)	3,856	(56.1)	10,877.6	197.4
	Female	237,871	(52.8)	3,022	(43.9)	11,953.1	151.9
	Unknown	0	(0.0)	0	(0.0)		
<b>Age group</b>							
	Under 1- 4	8,785	(2.0)	0	(0.0)	3,373.3	-
	5-14	32,086	(7.1)	2	(0.0)	5,965.0	0.4
	15-24	79,209	(17.6)	7	(0.1)	14,727.5	1.3
	25-34	74,609	(16.6)	42	(0.6)	13,734.6	7.7
	35-44	71,635	(15.9)	114	(1.7)	14,607.8	23.2
	45-54	63,456	(14.1)	345	(5.0)	13,785.5	74.9
	55-64	56,627	(12.6)	923	(13.4)	11,475.9	187.1
	65-74	36,408	(8.1)	1,736	(25.2)	10,151.5	484.0
	75-84	18,988	(4.2)	1,920	(27.9)	10,115.5	1,022.8
	85+	8,505	(1.9)	1,789	(26.0)	11,619.5	2,444.1
	Unknown	7	(0.0)				
<b>Race</b>							
	American Indian or Alaska Native	43,418	(9.6)	597	(8.7)	14,134.2	194.3
	Asian or Pacific Islander	8,359	(1.9)	82	(1.2)	9,439.5	92.6
	Black or African American	25,131	(5.6)	443	(6.4)	8,735.7	154.0
	Multiracial/Other	15,322	(3.4)	189	(2.7)	3,703.1	45.7
	White	256,546	(57.0)	5,019	(73.0)	9,014.6	176.4
	Unknown	101,539	(22.5)	548	(8.0)		
<b>Ethnicity</b>							
	Hispanic or Latino	45,654	(10.1)	354	(5.1)	10,640.0	82.5
	Not Hispanic or Latino	284,241	(63.1)	5,727	(83.3)	8,088.8	163.0
	Unknown/Other	120,420	(26.7)	797	(11.6)		

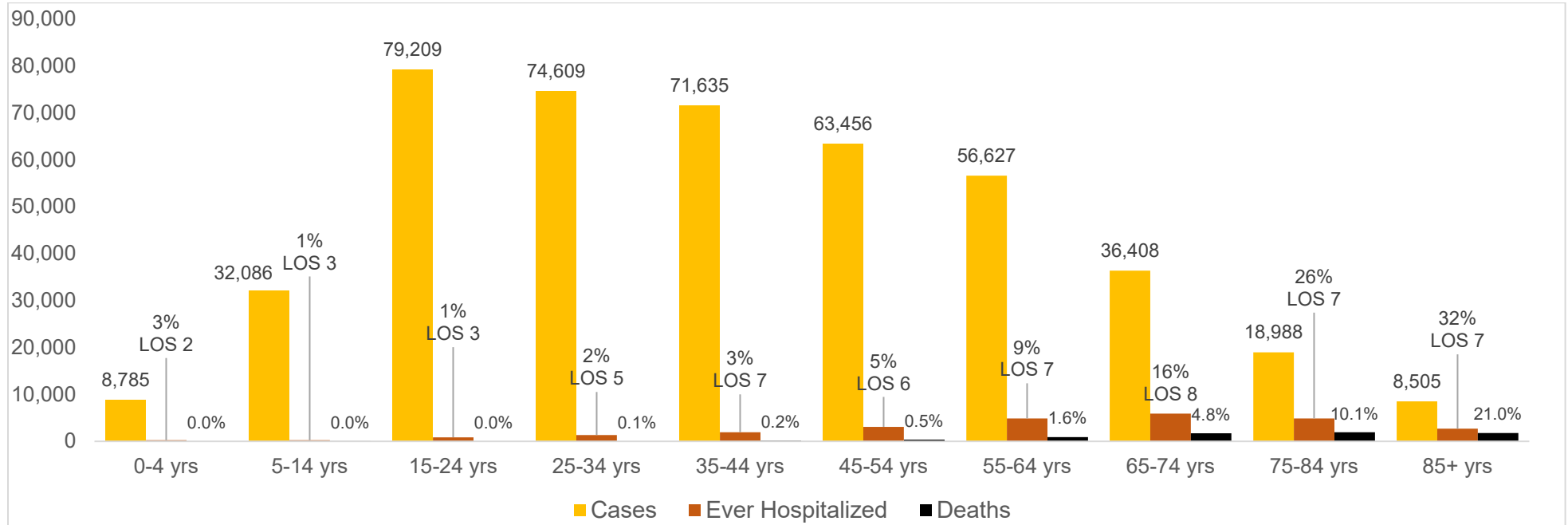
1. Percentages may not add up to 100 due to rounding.

2. Rate per 100,000 population

## AGE DISTRIBUTION OF NEW CASES/DEATHS FROM MAY 2 – 8

Age group	New Cases	Percentage	New Deaths	Percentage
Under 1- 4	<b>48</b>	<b>3.3%</b>	<b>0</b>	<b>0.0%</b>
5-14	<b>150</b>	<b>10.4%</b>	<b>0</b>	<b>0.0%</b>
15-24	<b>285</b>	<b>19.8%</b>	<b>0</b>	<b>0.0%</b>
25-34	<b>255</b>	<b>17.7%</b>	<b>0</b>	<b>0.0%</b>
35-44	<b>246</b>	<b>17.0%</b>	<b>3</b>	<b>6.5%</b>
45-54	<b>187</b>	<b>13.0%</b>	<b>3</b>	<b>6.5%</b>
55-64	<b>147</b>	<b>10.2%</b>	<b>7</b>	<b>15.2%</b>
65-74	<b>71</b>	<b>4.9%</b>	<b>15</b>	<b>32.6%</b>
75-84	<b>40</b>	<b>2.8%</b>	<b>9</b>	<b>19.6%</b>
85+	<b>14</b>	<b>1.0%</b>	<b>9</b>	<b>19.6%</b>

## CUMULATIVE CASES, PERCENT HOSPITALIZED, AVERAGE LENGTH OF STAY (MARCH 2021 CASES) AND DEATHS BY AGE GROUP



## AT-RISK SETTINGS

### HEALTHCARE & NON-HEALTHCARE

Status	Non-Healthcare Worker count (%)	Healthcare Worker count (%)
Active	2,083 (0.5)	52 (0.3)
Deceased	6,826 (1.6)	52 (0.3)
Recovered	425,490 (98.0)	15,812 (99.4)
<b>Total</b>	<b>434,399</b>	<b>15,916</b>

### LONG TERM CARE (LTC) FACILITIES<sup>2</sup>

	Cases (%)	Deaths (%)
Residents	8,317 (62.6)	1,589 (99.0)
Staff	4,968 (37.4)	16 (1.0)
<b>Total</b>	<b>13,285</b>	<b>1,605</b>

<sup>2</sup>Long term care facility or nursing home.

### CORRECTIONAL FACILITIES<sup>1</sup>

	Cases (%)	Deaths (%)
Inmates	4,912 (76.7)	46 (90.2)
Staff	1,494 (23.3)	5 (9.8)
<b>Total</b>	<b>6,406</b>	<b>51</b>

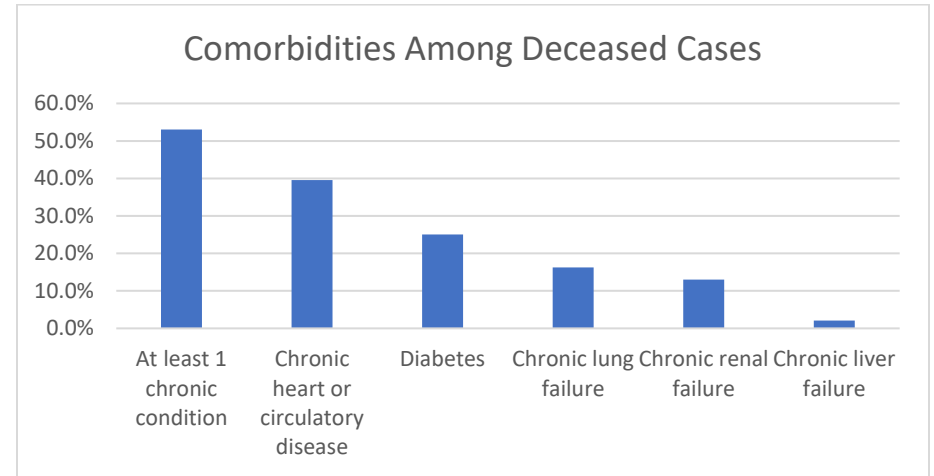
<sup>1</sup>Correctional facilities include prisons, jails, and juvenile detention center

*Detailed counts of LTC Cases by County and Facility can be found at the end of this report.*

## COMORBIDITIES AMONG DECEASED CASES

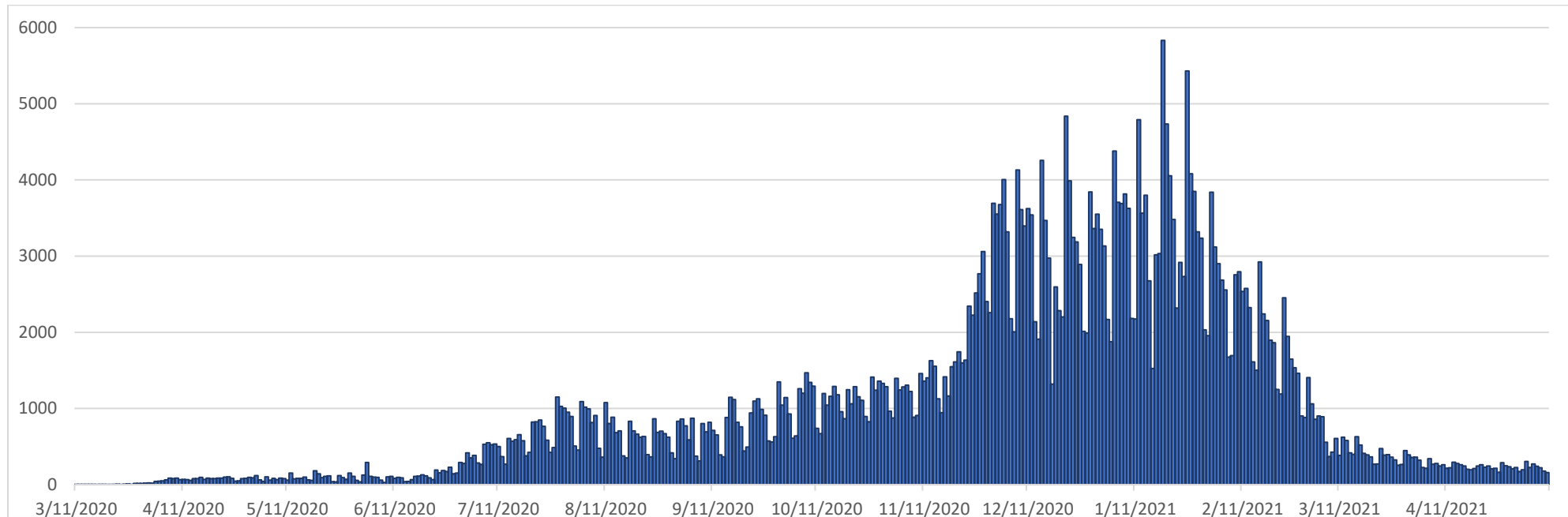
Comorbidities	Number (%)
At least 1 chronic condition <sup>4</sup>	3,651 (53.1)
Chronic heart or circulatory disease	2,721 (39.6)
Diabetes	1,725 (25.1)
Chronic lung failure	1,117 (16.2)
Chronic renal failure	897 (13.0)
Chronic liver failure	142 (2.1)

<sup>4</sup>Chronic conditions include chronic heart or circulatory disease, diabetes, chronic lung failure, chronic liver failure and renal failure.



## RECOVERED CASES

### Distribution of recovered cases of COVID-19, March 2020 – May 2021, Oklahoma

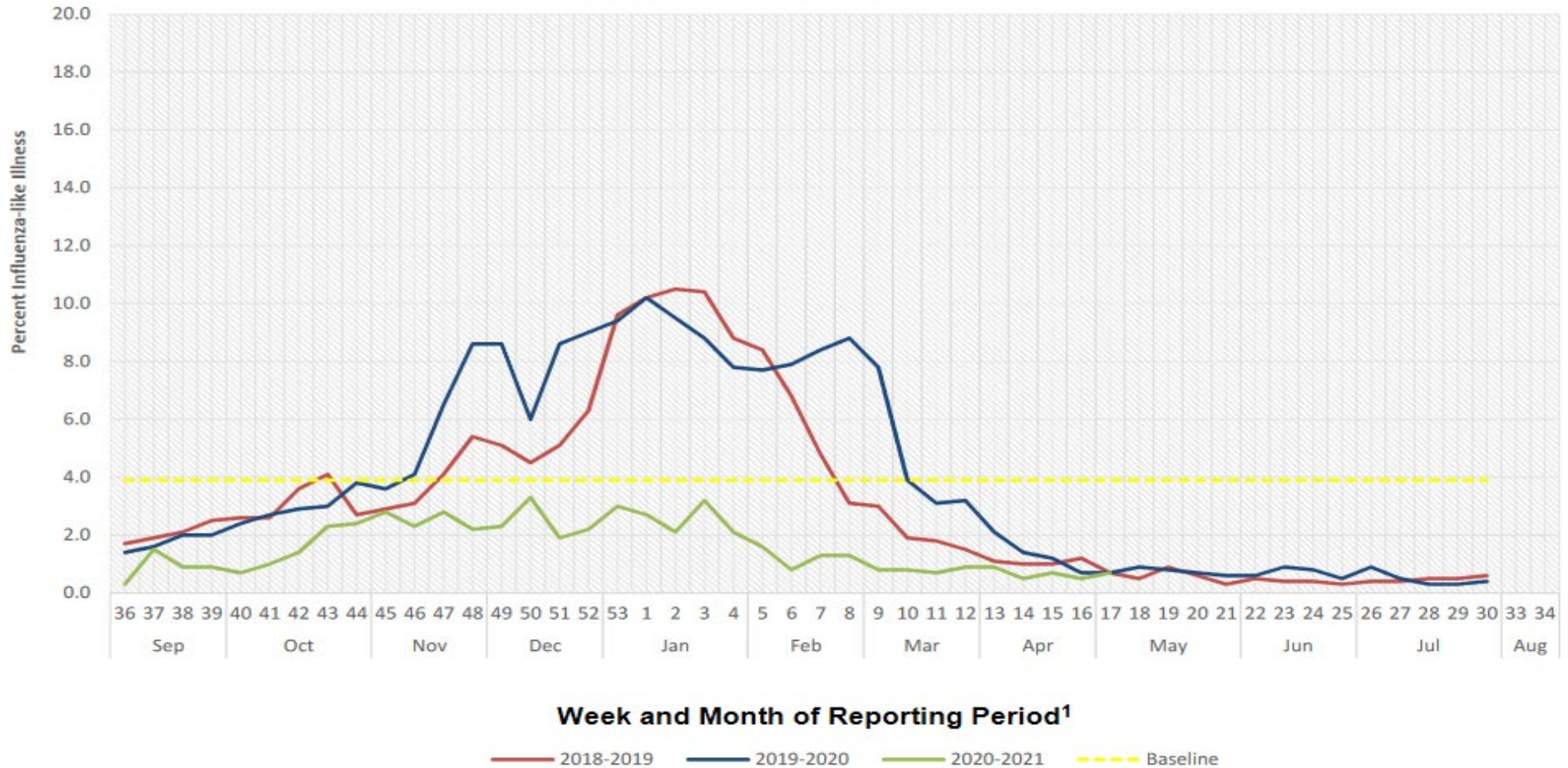


Recovered case: is not deceased and 14 days after symptom onset/specimen collection. Please note that the definition for recovered was changed starting May 4, 2021 due to incomplete data on hospitalizations which may result in an inaccurate estimation of the active cases.

# SYMPTOMS CRITERIA

## WEEKLY PERCENT OF INFLUENZA-LIKE ILLNESS BASED ON TOTAL PATIENT VISITS TO SENTINEL CLINICIANS, OKLAHOMA VIRAL RESPIRATORY ILLNESS SURVEILLANCE SYSTEM, 2018-2021

Week ending May 1, 2021 (Week 17)



<sup>1</sup>These units correspond to the number of weeks in a year and allow for a comparison between multiple seasons.

**Interpretation:** Data on Influenza-Like Illness (ILI) increased to 0.7% of outpatient visits exhibiting fever with cough or sore throat. This week’s value of 0.7% is below Oklahoma’s baseline ILI of 3.9%.

**Note:** Data current up to week ending May 1, 2021 (Week 17).

**Source:** <https://oklahoma.gov/content/dam/ok/en/health/health2/aem-documents/prevention-and-preparedness/acute-disease-service/disease-information/flu-view>



# COVID-19 RELATED EMERGENCY DEPARTMENT VISITS

Oklahoma State Syndromic Surveillance of  
COVID-19 related ED Visits  
August 30, 2020 – May 06, 2021



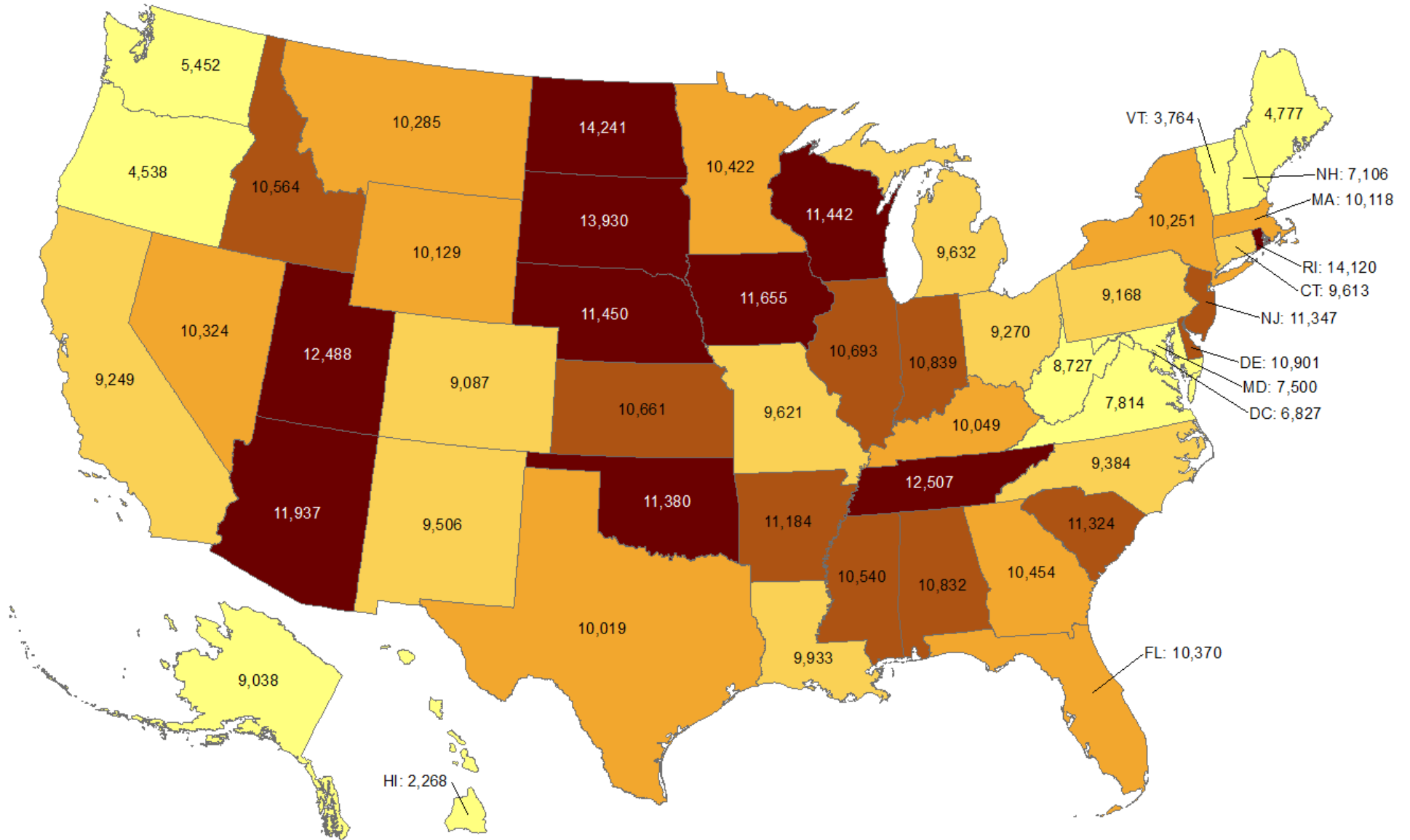
**Interpretation:** Data from syndromic surveillance shows that the number of COVID-19 related emergency department visits was within the expected range for the past 2 weeks as indicated by the lack of red dots on the observed line.

.....



## Cumulative incidence of reported COVID-19 cases

Oklahoma ranks **10** (out of all States and DC) in the cumulative incidence (per 100,000 persons) of reported COVID-19 cases in the US.

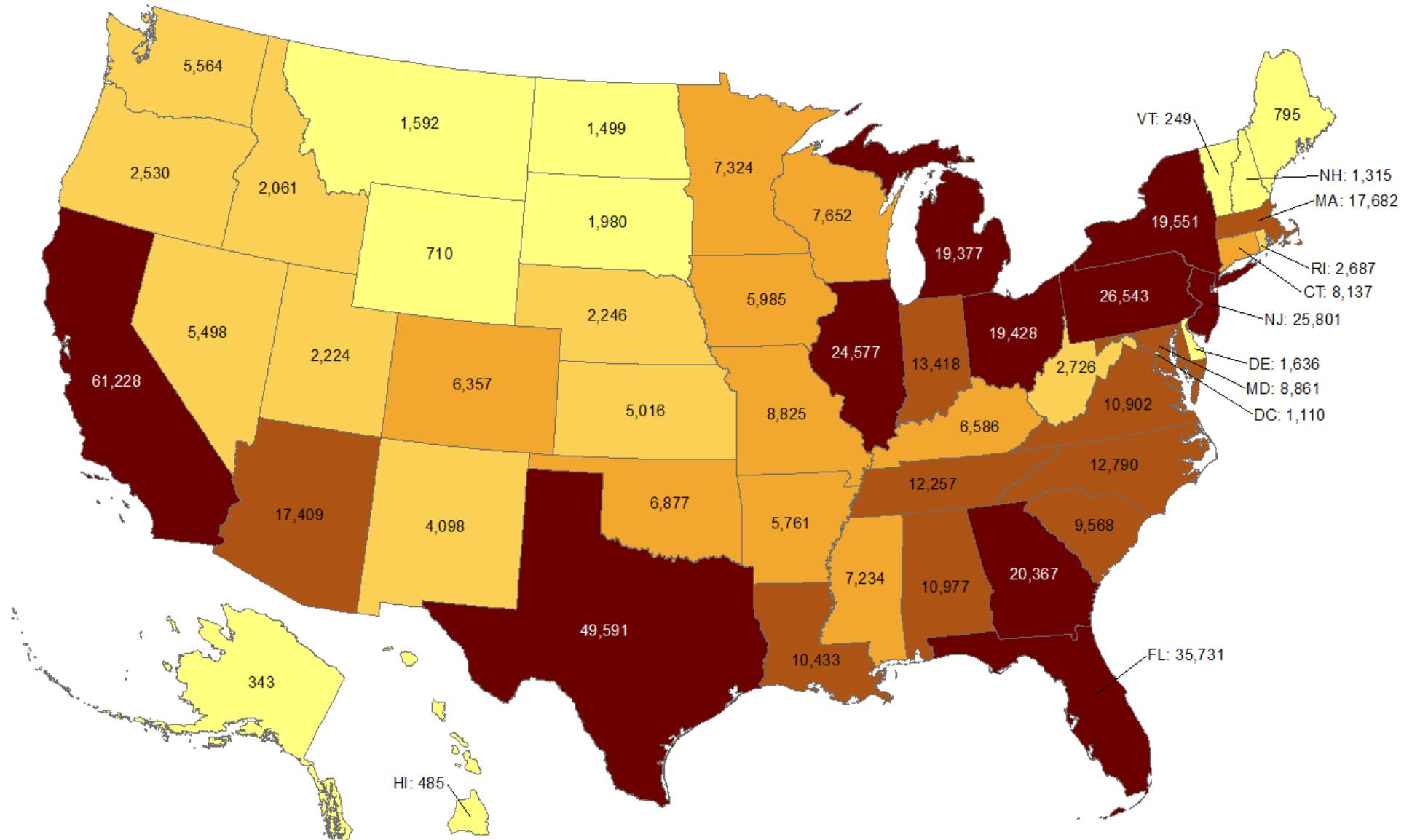


Data from CDC. Available at <https://www.cdc.gov/covid-data-tracker/index.html>

Data as of May 10, 2021

## Total number of reported COVID-19 deaths

Oklahoma ranks **26** (out of all States and DC) in the total number of reported COVID-19 deaths in the US.



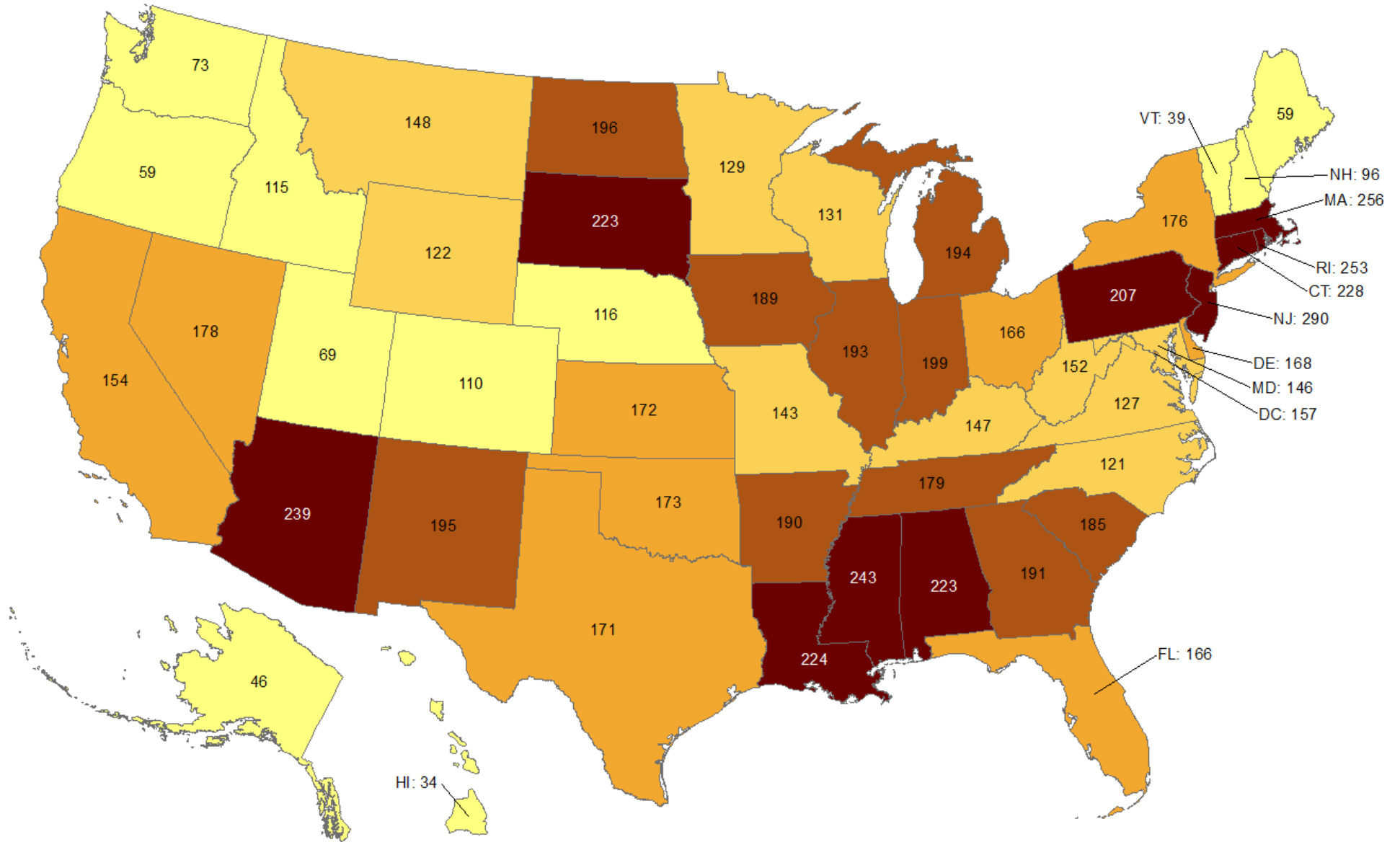
Data from CDC. Available at <https://www.cdc.gov/covid-data-tracker/index.html>

Data as of May 10, 2021

NOTE: CDC numbers include both Confirmed and Probable cases.

## Cumulative death rate of reported COVID-19 cases

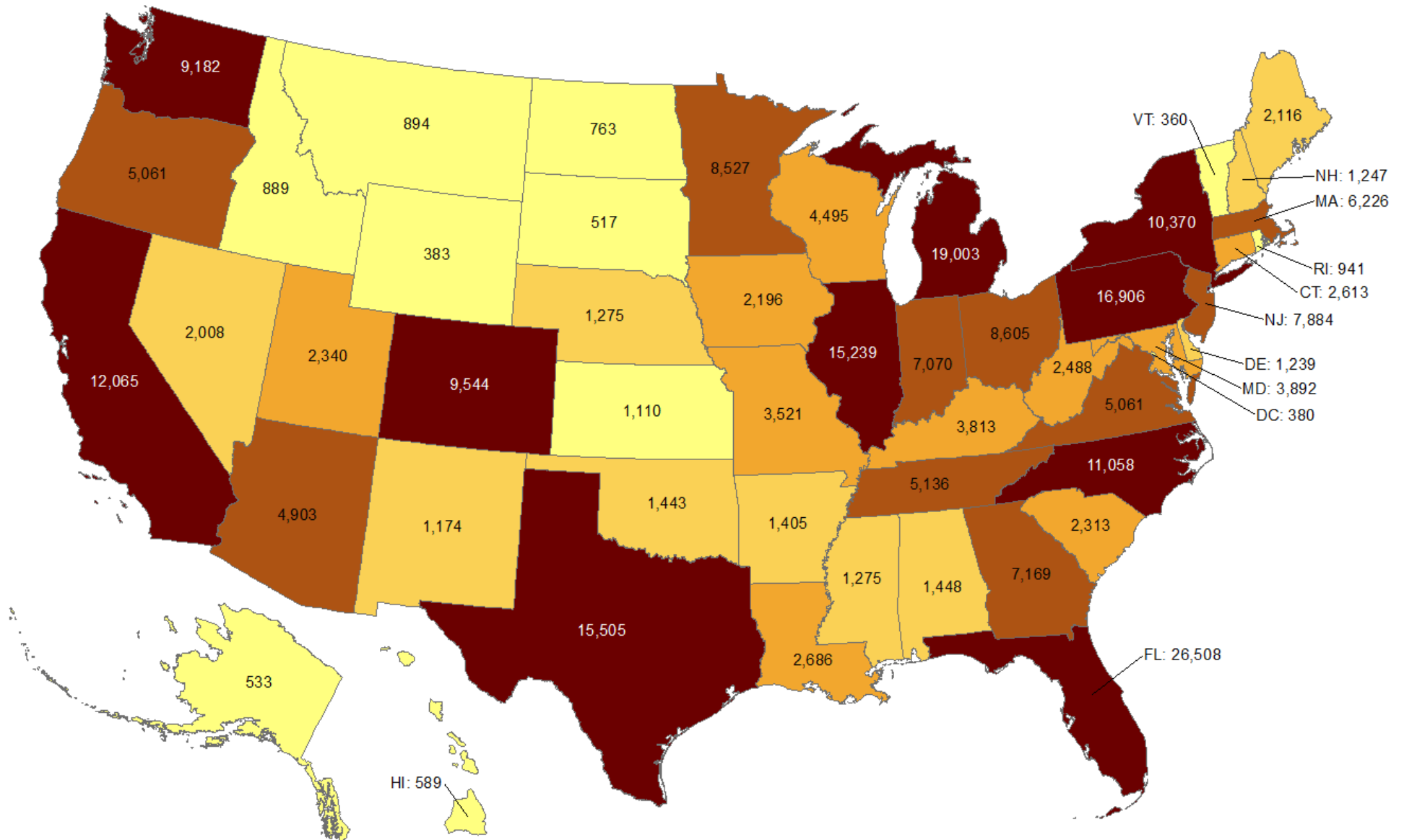
Oklahoma ranks **23** (out of all States and DC) in the cumulative death rate (per 100,000 persons) of reported COVID-19 cases in the US.



Data from CDC. Available at <https://www.cdc.gov/covid-data-tracker/index.html>  
Data as of May 10, 2021

## Total number of reported COVID-19 cases in last 7 days

Oklahoma ranks **34** (out of all States and DC) in the total number of reported COVID-19 cases in the last 7 days.



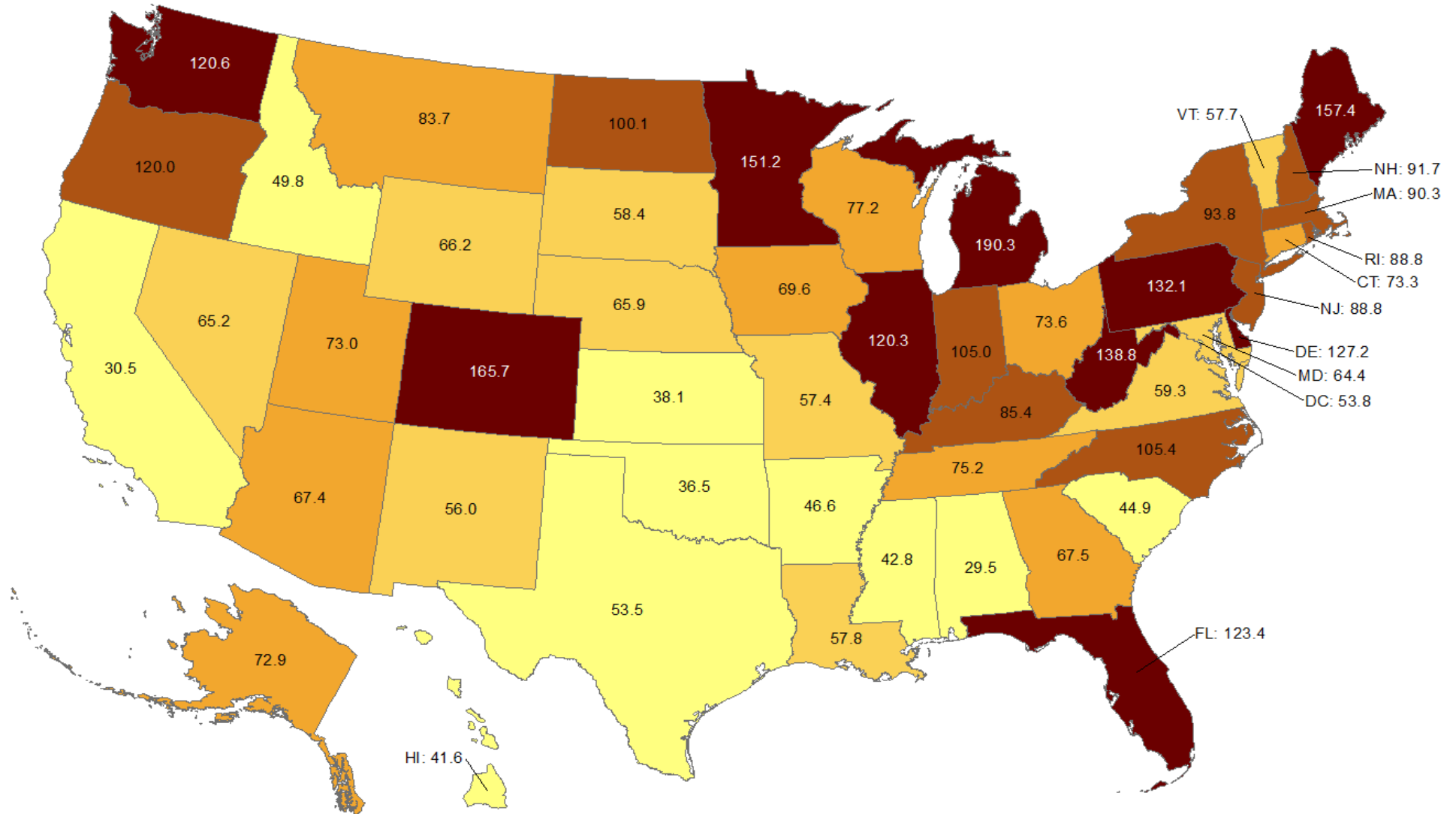
Data from CDC. Available at <https://www.cdc.gov/covid-data-tracker/index.html>

Data as of May 10, 2021

NOTE: CDC numbers include both Confirmed and Probable cases. Total new cases reported May 4, 2021 – May 10, 2021.

## Cumulative incidence of reported COVID-19 cases in last 7 days

Oklahoma ranks **49** (out of all States and DC) in the cumulative incidence (per 100,000 persons) of reported COVID-19 cases in the last 7 days.



Data from CDC. Available at <https://www.cdc.gov/covid-data-tracker/index.html>

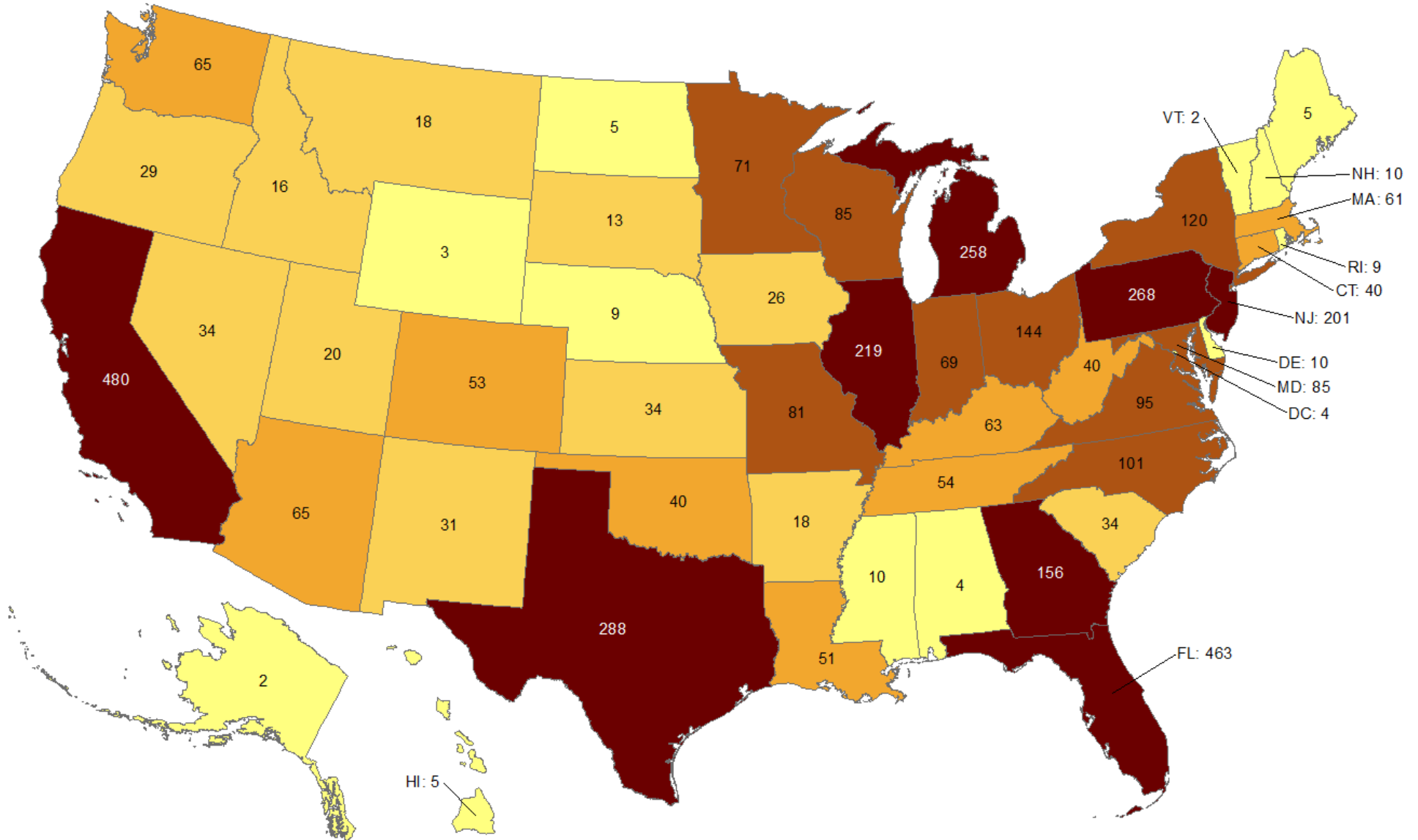
Data as of May 10, 2021

NOTE: Totals per 100,000 people in the last 7 days are calculated as the 7-day moving average of new cases or deaths (May 4 + 6 preceding days divided by 7) per 100,000 people using the U.S. Census Bureau, 2019.



## Total number of reported COVID-19 deaths in last 7 days

Oklahoma ranks **27** (out of all States and DC) in the total number of reported COVID-19 deaths in the last 7 days.



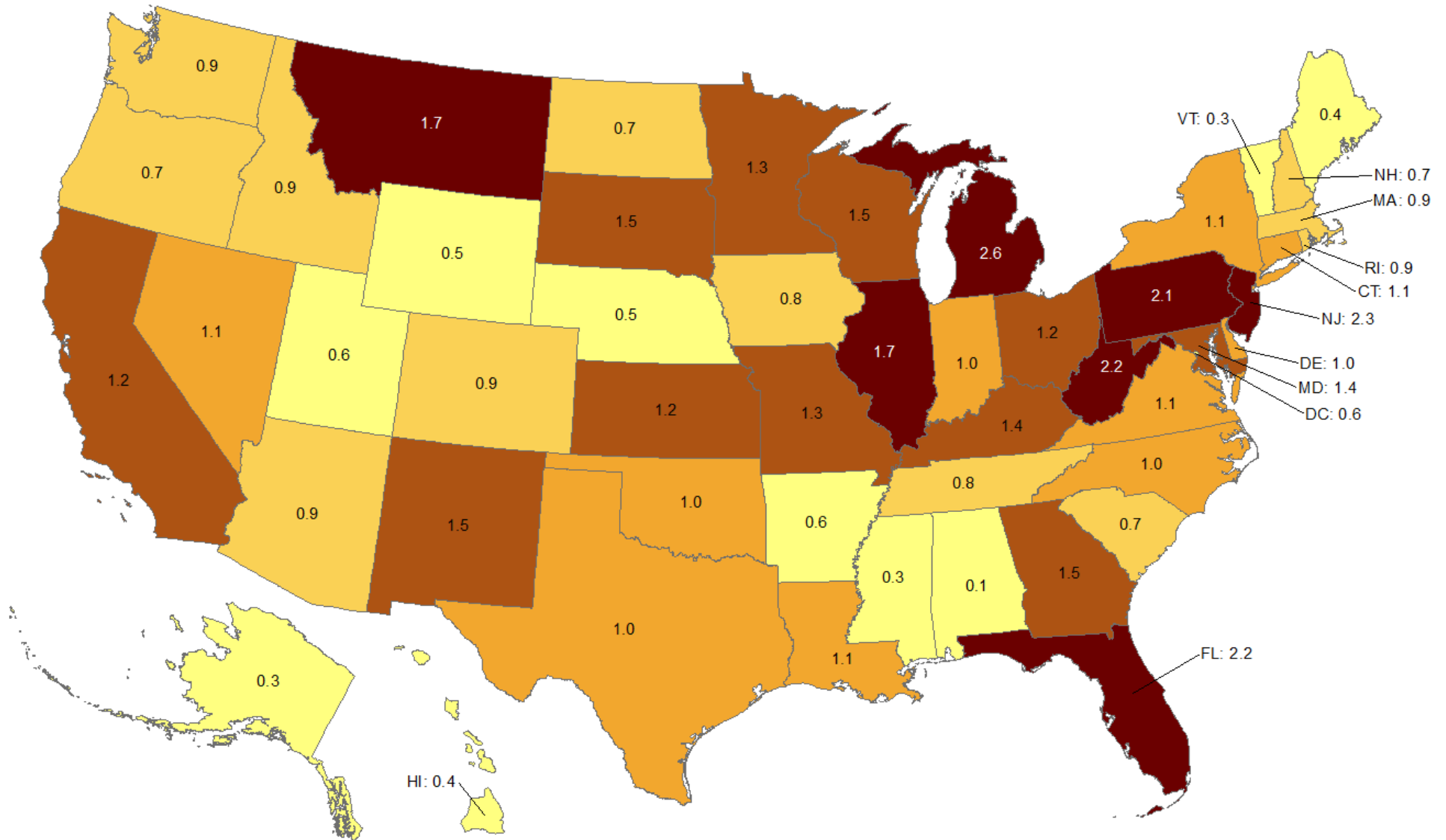
Data from CDC. Available at <https://www.cdc.gov/covid-data-tracker/index.html>

Data as of May 10, 2021

NOTE: CDC numbers include both Confirmed and Probable cases. Total new cases reported May 4, 2021 – May 10, 2021.

## Cumulative death rate of reported COVID-19 cases in last 7 days

Oklahoma ranks **27** (out of all States and DC) in the cumulative death rate (per 100,000 persons) of reported COVID-19 cases in the last 7 days.

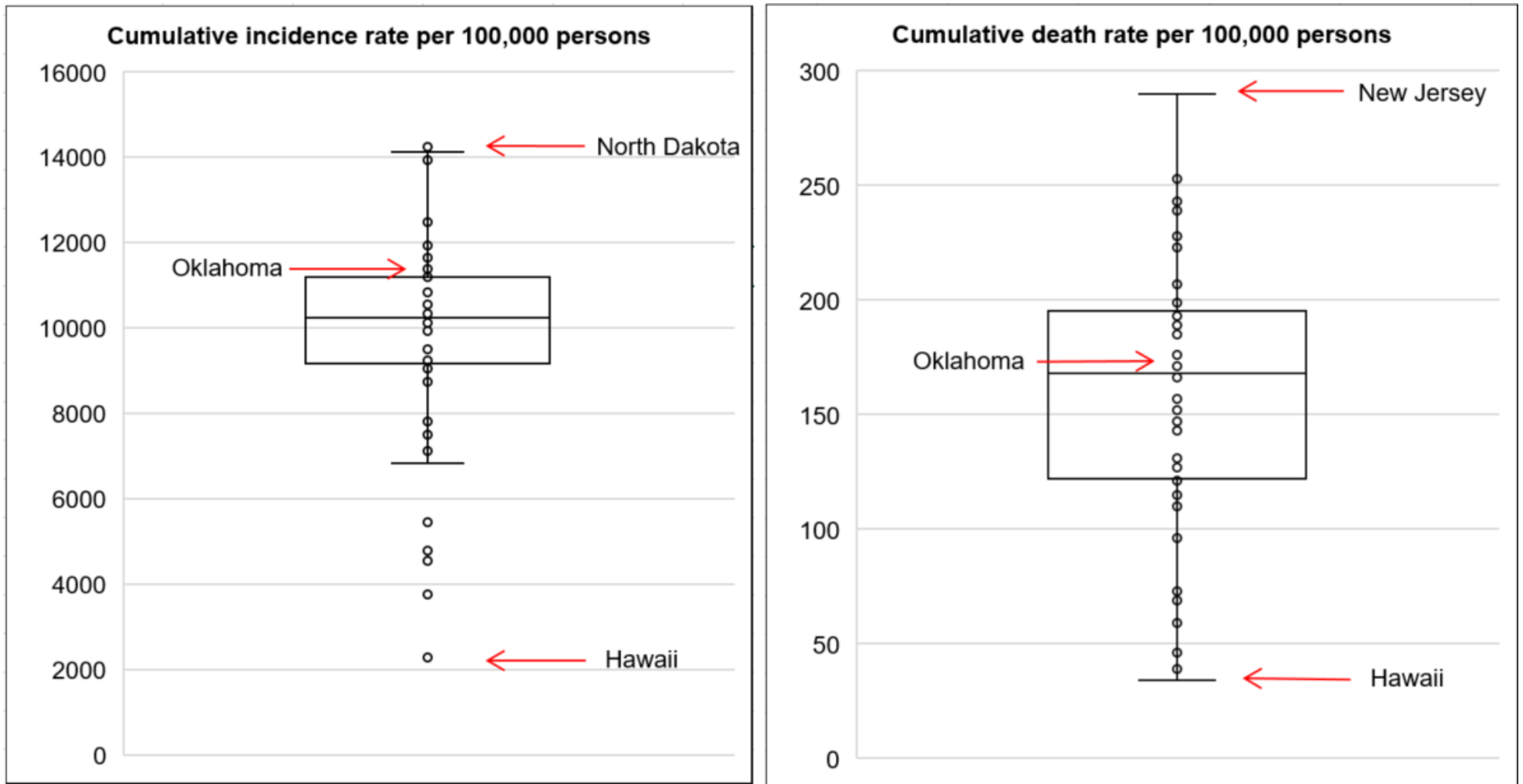


Data from CDC. Available at <https://www.cdc.gov/covid-data-tracker/index.html>

Data as of May 10, 2021

NOTE: Totals per 100,000 people in the last 7 days are calculated as the 7-day moving average of new cases or deaths (May 4, 2021 + 6 preceding days divided by 7) per 100,000 people using the U.S. Census Bureau, 2019.

## Cumulative incidence and cumulative death rate of reported COVID-19 cases



**Interpretation:** Oklahoma has cumulative incidence rate that is **above the 75<sup>th</sup> percentile** of the US and cumulative death rate that is between 50<sup>th</sup> and 75<sup>th</sup> percentile of the US.

---

## OKLAHOMA EXCESS DEATH ANALYSIS

- + indicates observed count above threshold
- Predicted number of deaths from all causes
- upper bound threshold for excess deaths

### Weekly number of deaths (from all causes)

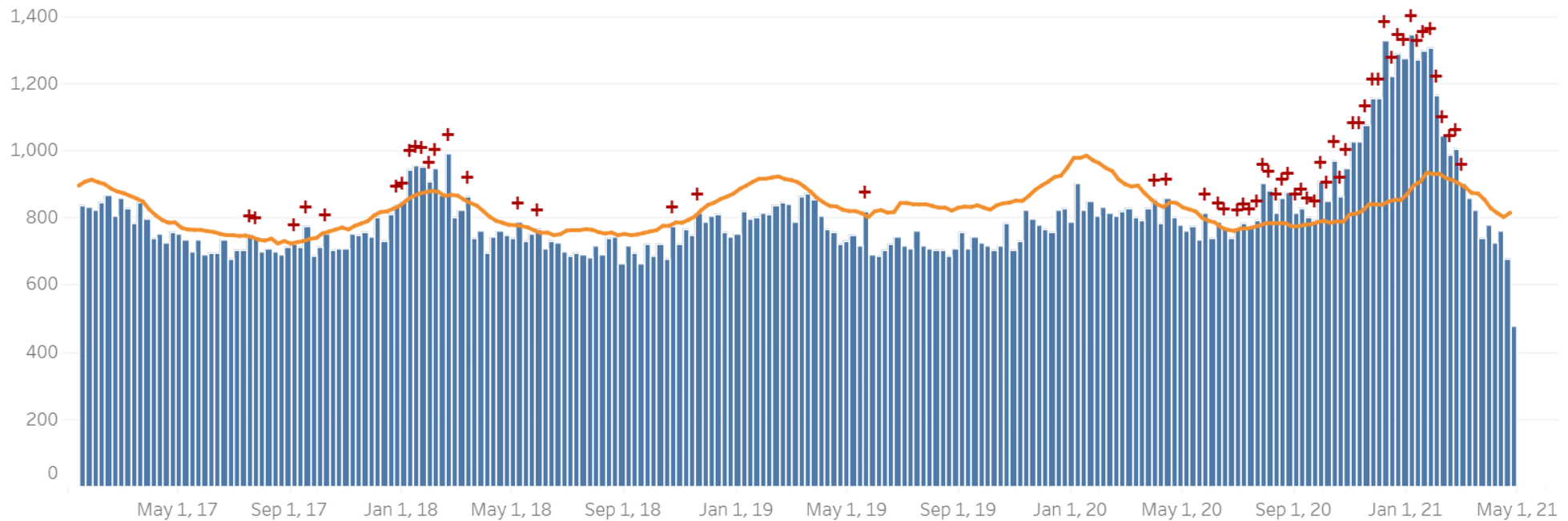


Figure notes: Contains data up to the week-ending date of April 24, 2021. Data in recent weeks are incomplete. Only 60% of the death records are submitted to NCHS within 1-days of the date of death, and completeness varies by jurisdiction.

Source: CDC, National Center for Health Statistics, [https://www.cdc.gov/nchs/nvss/vsrr/covid19/excess\\_deaths.htm#dashboard](https://www.cdc.gov/nchs/nvss/vsrr/covid19/excess_deaths.htm#dashboard), May 11, 2021 10:30AM

---

## COVID-19 LTC OR NURSING HOME ASSOCIATED CASES BY COUNTY

Status as of 7:00 AM May 11, 2021

Data are preliminary and are subject to change as cases are processed.

County of Residence	Cases	Recovered**	Deaths
Adair	39	33	6
Alfalfa	11	11	0
Atoka	92	86	6
Beaver	21	18	3
Beckham	166	150	16
Blaine	53	50	3
Bryan	182	163	18
Caddo	172	151	21
Canadian	240	221	17
Carter	175	146	29
Cherokee	158	133	25
Choctaw	107	100	7
Cleveland	760	646	114
Coal	72	64	8
Comanche	244	216	28
Cotton	51	42	9
Craig	46	43	3
Creek	245	222	22
Custer	238	193	45

County of Residence	Cases	Recovered**	Deaths
Delaware	237	196	41
Dewey	18	17	1
Ellis	7	7	0
Garfield	286	256	30
Garvin	90	83	7
Grady	222	190	32
Grant	15	14	1
Greer	58	50	7
Harmon	56	55	1
Harper	3	2	1
Haskell	58	53	5
Hughes	36	34	1
Jackson	118	98	20
Jefferson	28	25	3
Johnston	34	29	5
Kay	208	182	25
Kingfisher	122	108	14
Kiowa	47	38	9
Latimer	45	39	6
Le Flore	259	242	16
Lincoln	142	118	24
Logan	156	138	18
Love	31	29	2

County of Residence	Cases	Recovered**	Deaths
Major	78	67	11
Marshall	33	31	1
Mayes	121	116	5
McClain	157	142	15
McCurtain	100	81	19
McIntosh	125	113	12
Murray	59	57	2
Muskogee	413	368	44
Noble	157	154	3
Nowata	80	79	1
Okfuskee	41	40	1
Oklahoma	1,940	1,689	248
Okmulgee	96	95	1
Osage	114	100	13
Ottawa	251	231	20
Pawnee	109	89	20
Payne	152	144	8
Pittsburg	326	293	33
Pontotoc	74	67	7
Pottawatomie	224	203	21
Pushmataha	44	39	5
Roger Mills	3	2	1
Rogers	449	379	70

<b>County of Residence</b>	<b>Cases</b>	<b>Recovered**</b>	<b>Deaths</b>
Seminole	163	156	7
Sequoyah	104	91	13
Stephens	251	234	17
Texas	70	60	10
Tillman	32	30	2
Tulsa	1,507	1,234	269
Wagoner	176	158	18
Washington	345	300	45
Washita	43	41	2
Woods	39	34	5
Woodward	61	54	7
<i>Total</i>	<i>13,285</i>	<i>11,662</i>	<i>1,605</i>

\*\* Recovered case: is not deceased and 14 days after symptom onset/specimen collection. Please note that the definition for recovered was changed starting May 4, 2021 due to incomplete data on hospitalizations which may result in an inaccurate estimation of the active cases.



## COVID-19 LTC OR NURSING HOME ASSOCIATED CASES BY FACILITY

Status as of 7:00 AM May 11, 2021

Data are preliminary and are subject to change as cases are processed.

Facility	Cases	Recovered**	Deaths
Aberdeen Heights Assisted Living Community	14	11	3
Aberdeen Memory Care of Tulsa	6	2	4
Accel at Crystal Park	51	42	9
Ada Care Center	7	7	0
Adams PARC Post Acute Recovery Center	106	87	19
Albert Hall	7	7	0
Alcis Place	1	1	0
Ambassador Manor Nursing Center	32	22	10
Anadarko Nursing & Rehab	42	40	2
Angelwood Assisted Living and Memory Care	1	1	0
Antlers Manor	1	1	0
Arbor House Assisted Living Center - Norman	22	14	8
Arbor House Assisted Living Center of Mustang	37	30	7
Arbor House Assisted Living of Midwest City	4	3	1
Arbor House Reminisce	36	28	8
Arbor Village	11	10	0
Artesian Home	15	14	1
Ash Street Place	5	5	0
Ashbrook Village	5	5	0
Aspen Health and Rehab	14	14	0

Facility	Cases	Recovered**	Deaths
Atoka Manor	81	75	6
Autumn Leaves of Edmond	34	30	4
Autumn Leaves of Southwest Oklahoma City	3	2	1
Autumn Leaves of Tulsa	6	5	1
Avondale Cottage of Pryor	1	1	0
Avonlea Cottage of Seminole	21	20	1
Avonlea Cottage of Shawnee, LLC	10	10	0
Ayers Nursing Home	19	12	7
Ballard Nursing Center	27	22	5
Baptist Village of Hugo	61	58	3
Baptist Village of Oklahoma City	64	59	5
Baptist Village of Owasso	57	47	10
Baptist Village of Owasso AL	26	25	1
Barnsdall Nursing Home	13	12	1
Bartlesville Assisted Living	23	23	0
Bartlesville Health and Rehabilitation Community	107	86	21
Beacon Ridge	13	13	0
Beadles Nursing Home	32	27	5
Beare Manor	31	22	9
Beaver County Nursing Home	21	18	3
Beehive Homes of Broken Arrow	1	1	0
Belfair of McAlester	10	9	1
Belfair of Shawnee	2	2	0

Facility	Cases	Recovered**	Deaths
Bell Avenue Nursing Center	44	40	4
Bellarose Senior Living	8	5	3
Bellevue Health and Rehabilitation	106	86	20
Betty Ann Nursing Center	22	21	1
Beverly Place	1	1	0
Billings Fairchild Center, Inc	132	131	1
Binger Nursing and Rehabilitation	63	52	11
Blue Ridge Place	1	1	0
Blue River Healthcare, Inc	26	21	5
Boyce Manor Nursing Home	13	12	1
Bradford Village Healthcare Center: Nursing Home	22	18	4
Brentwood Extended Care & Rehab	23	21	2
Broadway Living Center	5	4	1
Broadway Manor Nursing Home	45	37	8
Broken Arrow Assisted Living	7	5	2
Broken Arrow Nursing Home, Inc.	37	31	6
Broken Bow Nursing Home	56	45	11
Brookdale Ada	5	4	0
Brookdale Bartlesville North	23	20	3
Brookdale Bartlesville South	16	14	2
Brookdale Broken Arrow	12	10	2
Brookdale Cedar Ridge	11	9	2
Brookdale Chickasha	23	17	6

Facility	Cases	Recovered**	Deaths
Brookdale Claremore	6	5	1
Brookdale Durant	27	25	2
Brookdale Edmond Danforth	20	16	4
Brookdale Edmond Santa Fe	5	5	0
Brookdale Enid	3	3	0
Brookdale Muskogee	23	17	6
Brookdale Norman	1	1	0
Brookdale Owasso	2	2	0
Brookdale Shawnee	1	0	1
Brookdale Stillwater	5	4	1
Brookdale Tulsa 71st and Sheridan	67	54	13
Brookdale Tulsa Midtown	12	9	3
Brookdale Tulsa South	5	4	1
Brookdale Village	3	2	1
Brookdale Weatherford	14	12	2
Brookridge Retirement Community	8	8	0
Brookside Nursing Center	7	7	0
Brookwood Skilled Nursing and Therapy	8	7	1
Burford Manor	16	16	0
Calera Manor, LLC	2	2	0
Callaway Nursing Home	13	13	0
Canoe Brook Ardmore	1	1	0
Capitol Hill Skilled Nursing and Therapy	48	41	7

Facility	Cases	Recovered**	Deaths
Carnegie Nursing Home, Inc.	39	33	6
Cedar Creek Nursing Center	78	74	4
Cedar Crest Manor	26	26	0
Cedarcrest Care Center	53	45	8
Center of Family Love	15	15	0
Chandler Therapy & Living Center, LLC	59	50	9
Checotah Nursing Center	8	6	2
Cherokee County Nursing Center	65	56	9
Chickasha Nursing Center, Inc	13	10	3
Chisholm Trail Assisted Living	20	19	1
Choctaw Nation Nursing Home	37	32	5
Cimarron Nursing Center	21	17	4
Cimarron Pointe Care Center	26	23	3
Claremore Skilled Nursing and Therapy	15	13	2
Cleveland Manor Nursing & Rehab	62	52	10
Clinton Therapy & Living Center	5	5	0
Colonial Manor II	59	58	1
Colonial Manor Nursing Home	24	20	4
Colonial Park Manor, LLC	5	5	0
Colonial Terrace Care Center	26	26	0
Community Health Care of Gore	11	11	0
Community Health Center	11	10	1
Copp's Residential Care, Inc	3	3	0

Facility	Cases	Recovered**	Deaths
Cordell Christian	11	11	0
Corn Heritage Village and Rehab	27	26	1
Corn Heritage Village and Rehab of Weatherford	63	52	11
Cottonwood Creek Skilled Nursing & Therapy	33	28	5
Country Club Care	89	85	4
Country Club at Woodland Hills	8	8	0
Country Lane	3	3	0
Country Place	1	1	0
Countryside Estates	16	14	2
Countrywood Assisted Living and Memory Care	12	8	4
Covenant Living at Inverness	29	27	2
Covenant Living of Bixby	5	5	0
Coweta Manor Nursing Home	70	59	11
Creek Place	3	3	0
Creekside Village	14	13	1
Cross Place	1	1	0
Cross Timbers Nursing and Rehabilitation	58	55	3
Crossroads Residential Care	16	15	1
Crystal Place, LLC	1	1	0
Dogwood Creek Retirement Center	8	8	0
Dorset Place - Assisted Living	1	1	0
Dr W F & Mada Dunaway Manor	40	35	5
Drumright Nursing Home	46	45	1

Facility	Cases	Recovered**	Deaths
Duncan Assisted Living	19	18	1
Duncan Community Residence	1	1	0
Eastgate Village Retirement Center	101	92	8
Eastwood Manor	93	89	4
Eden Care - The Greens	1	1	0
Edith Kassanavoid Gordon Assisted Living Center	2	2	0
Edmond Healthcare Center	46	37	9
El Reno Post-Acute Rehabilitation Center	10	8	2
Elk City Nursing Center	59	51	8
Elk Crossing	36	29	7
Elkwood Assisted Living and Memory Care	25	22	3
Elmbrook Home	14	14	0
Elmwood Manor Nursing Home	14	14	0
Emerald Care Center Claremore	124	109	15
Emerald Care Center Midwest	72	67	5
Emerald Care Center Southwest LLC	58	56	2
Emerald Care Center Tulsa	39	34	5
Emerald Square Assisted Living Community	3	3	0
English Village Manor	49	38	11
Enid Senior Care	14	13	1
Epworth Villa Health Services	31	29	2
Eufaula Manor Nursing and Rehabilitation Center	78	71	7
Fairfax Manor	31	26	5

Facility	Cases	Recovered**	Deaths
Fairmont Skilled Nursing and Therapy	78	72	6
Fairview Fellowship Home for Senior Citizens, Inc	86	77	9
Family Care Center of Fairland	2	2	0
Family Care Center of Kingston	19	18	1
Faye's Place	7	7	0
Featherstone Assisted Living Community of Ada	4	4	0
Featherstone Assisted Living Community of Moore	37	32	5
First Shamrock Care Center	4	4	0
Forest Hills Care and Rehabilitation Center	29	23	6
Forrest Manor Nursing Center	52	50	2
Fort Gibson Nursing Home	21	17	4
Fountain View Manor, Inc	9	9	0
FountainBrook Assisted Living and Memory Support	10	10	0
Four Seasons Rehabilitation & Care	39	36	1
Franciscan Villa	124	105	19
Garland Road Nursing and Rehab Center	10	9	1
Gatesway Foundation, Inc	3	3	0
Glade Avenue Assisted Living	4	4	0
Glade Avenue South	6	3	3
Glenhaven Retirement Village	77	69	8
Glenwood Healthcare	20	12	8
Go Ye Village Continuum of Care Retirement Community	9	4	5
Golden Age Nursing Home of Guthrie, LLC	84	66	18



Facility	Cases	Recovered**	Deaths
Golden Oaks Village	37	28	9
Grace Living Center - Buffalo	1	0	1
Grace Living Center - Clinton	18	15	3
Grace Living Center - Jenks	40	31	9
Grace Living Center - Norman	88	71	17
Grace Living Center - Stillwater	15	14	1
Grace Living Center - Tahlequah East Shawnee	4	2	2
Gracewood Health and Rehab	44	36	8
Gran Grans Place	1	1	0
Grand Lake Villa	33	24	9
Grandwood Assisted Living, LC	41	35	6
Green Country Care Center	101	89	12
Green Country Village Assisted Living Center	4	4	0
Green Tree at Sand Springs	15	14	1
Greenbrier Nursing Home	48	45	3
Greenbrier Village Residential Living, LLC	13	13	0
Gregston Nursing Home, Inc.	13	12	1
Grove Nursing Center	93	74	19
Harborchase of Oklahoma City	1	1	0
Harrah Nursing Center	48	42	6
Haskell Care Center	8	8	0
Haskell County Nursing Center, Inc	55	50	5
Hays House	37	37	0

Facility	Cases	Recovered**	Deaths
Heartsworth Center for Nursing and Rehabilitation	38	35	3
Heartsworth House Assisted Living	1	1	0
Heatheridge Residential Care Center	22	15	6
Heavener Nursing & Rehab	55	47	8
Hennessey Nursing & Rehab	79	73	6
Henryetta Community Skilled Healthcare & Rehab	6	6	0
Hensley Nursing & Rehab	36	31	5
Heritage Assisted Living	4	4	0
Heritage Community	31	26	5
Heritage Hills Living & Rehabilitation Center	70	68	2
Heritage Manor	30	29	1
Heritage Park	7	4	3
Heritage Point of Oklahoma City	2	2	0
Heritage Point of Tulsa	6	6	0
Heritage Skilled Nursing & Therapy	6	6	0
Heritage Villa Nursing Center	21	17	4
Heritage Village Nursing Home	14	14	0
Heritage at Brandon Place Health and Rehabilitation	57	51	5
High Cedar Residential Care	1	1	0
Higher Call Nursing Center	37	31	6
Highland Park Health Care	10	9	1
Hill Nursing Home, Inc	16	15	1
Hillcrest Manor Nursing Center	7	2	5

Facility	Cases	Recovered**	Deaths
Hillcrest Nursing Center	21	20	1
Hobart Nursing & Rehab	23	20	3
Holiday Heights Nursing Home	12	10	2
Home of Hope Elmwood House	1	1	0
Home of Hope Scrapper House	1	1	0
Homestead Residential Care	2	2	0
Homestead of Bethany, LLC	9	8	1
Homestead of Hugo	44	40	4
Homestead of Owasso	14	14	0
Ignite Medical Resort Norman, LLC	46	37	9
Ignite Medical Resort OKC	108	94	14
Iris Memory Care of Edmond	10	7	3
Jacquelyn House	2	2	0
Jan Frances Care Center	14	13	1
John H. Johnson Care Suites	9	9	0
Kenwood Manor	23	22	1
Kingwood Skilled Nursing and Therapy	28	25	3
Lake Country Nursing Center	30	28	2
Lake Drive Care and Rehabilitation Center	41	41	0
Lakeland Manor, Inc	14	12	2
Lakeview Nursing & Rehab	20	18	2
Landmark of Midwest City Rehabilitation and Nursing	43	38	5
Lane Nursing & Ventilator Care	2	2	0

Facility	Cases	Recovered**	Deaths
Latimer Nursing Home	24	20	4
Legacy Village of Stillwater	16	16	0
Legend at 71st St	16	13	3
Legend at Council Road	7	7	0
Legend at Mingo Road	4	4	0
Legend at Rivendell	60	48	12
Leisure Village Health Care Center	49	37	12
Lexington Nursing Home	15	13	2
Liberty Place	2	2	0
Lindsay Nursing & Rehab	33	30	3
Linwood Village Nursing & Retirement Apts	14	14	0
Lyndale at Edmond	2	2	0
Magnolia Creek Skilled Nursing and Therapy	41	32	9
Mangum Skilled Nursing and Therapy	58	51	6
Maple Lawn Nursing and Rehabilitation	20	16	4
Maplewood Care Center	27	23	4
Marlow Nursing & Rehab	16	15	1
McAlester Nursing & Rehab	50	47	3
McCall's Chapel School, Inc #11	2	2	0
McCall's Chapel School, Inc #13	1	1	0
McCall's Chapel School, Inc #4	1	1	0
McCall's Chapel School, Inc #7	1	1	0
McCall's Chapel School, Inc #8	1	1	0

Facility	Cases	Recovered**	Deaths
McCall's Chapel School, Inc #9	1	1	0
McLoud Nursing Center	5	5	0
McMahon-Tomlinson Nursing Center	42	38	4
Meadow Brook Residential Care	29	29	0
Meadowbrook Nursing Center	34	32	2
Meadowlake Estates	84	71	13
Meadowlakes Retirement Village	1	1	0
Medical Park West Rehabilitation	8	6	2
Medicallodges Dewey	4	4	0
Meeker Nursing Center	51	36	15
Memorial Heights Nursing Center	27	20	7
Memorial Nursing Center	27	26	1
Memory Care Center at Emerald	13	12	1
Meridian Nursing Home	16	15	1
Miami Nursing Center, LLC	87	80	7
Mid-Del Skilled Nursing and Therapy	25	24	1
Miller's Residential Care, LLC	1	1	0
Mitchell Manor	83	78	5
Monroe Manor	11	9	2
Montereau, Inc Assisted Living	9	7	2
Montereau, Inc LTC/SNF	8	8	0
Montevista Rehabilitation and Skilled Care	21	18	3
Mooreland Heritage Manor	25	23	2

Facility	Cases	Recovered**	Deaths
Muscogee (Creek) Nation Skilled Nursing Facility	1	1	0
Muskogee Nursing Center	20	20	0
New Hope Retirement & Care Center	3	3	0
Noble Health Care Center	80	76	4
North County Assisted Living	6	5	1
North County Center for Nursing and Rehabilitation	33	30	3
North Winds Living Center	2	2	0
Northhaven Place	10	9	1
Northwest Nursing Center	3	3	0
Nowata Nursing Center	5	4	1
Oak Hills Living Center	20	18	1
Oakridge Home	11	10	1
Oakridge Nursing Center	59	52	7
Okemah Care Center	27	25	2
Oklahoma Methodist Manor AL	4	3	1
Oklahoma Methodist Manor NH	35	32	3
Oklahoma Veterans Center, Ardmore Division	30	18	12
Oklahoma Veterans Center, Claremore Division	256	215	41
Oklahoma Veterans Center, Clinton Division	151	121	30
Oklahoma Veterans Center, Lawton-Ft. Sill Division	41	35	6
Oklahoma Veterans Center, Norman Division	89	62	27
Oklahoma Veterans Center, Sulfur Division	40	39	1
Oklahoma Veterans Center, Talihina Division	32	28	4

Facility	Cases	Recovered**	Deaths
Okmulgee Terrace	1	1	0
Osage Nursing Home, LLC	30	29	1
Oxford Glen at Owasso	25	20	5
Parkhill North Nursing Home	21	19	2
Parkland Manor	1	1	0
Parkview Pointe Senior Living	1	1	0
Pauls Valley Care Center	1	1	0
Perry Green Valley Nursing Center, LLC	29	27	2
Pleasant Valley Health Care Center	77	73	4
Pocola Health & Rehab	60	56	4
Ponca City Nursing and Rehabilitation	67	60	7
Prairie House Assisted Living & Memory Care	8	6	2
Prairie Pointe at Stroud	10	10	0
Primrose Retirement Community of Shawnee	12	12	0
Primrose Retirement Community of Stillwater	3	3	0
Providence House	8	8	0
Providence Place	1	1	0
Purcell Care Center, LLC	41	35	6
Quail Creek Senior Living	23	19	4
Quail Ridge Living Center, Inc (Colcord, OK)	36	34	2
Quail Ridge Senior Living	27	21	6
Quinton Manor Nursing Home	10	10	0
RT 66 Residential Care Home, LLC	7	7	0

Facility	Cases	Recovered**	Deaths
Rainbow Health Care Community: Nursing Home	82	74	8
Rambling Oaks (Norman)	29	26	3
Rambling Oaks Courtyard Assisted Living & Memory Care	9	9	0
Ranch Terrace Nursing Home	22	19	3
Ranchwood Nursing Center	36	33	2
Reliant Living Center	19	18	1
Reliant Living Center of Del City	3	3	0
River Oaks Skilled Nursing	47	41	5
Riverside Health Services LLC	17	17	0
Robert M Greer Center	1	1	0
Rolling Hills Care Center	26	17	9
Ruth Wilson Hurley Manor	74	66	8
Saint Simeons Episcopal Home	28	25	3
Sand Plum Assisted Living Community	12	11	1
Sand Springs Nursing and Rehabilitation	7	6	0
Seiling Nursing Center	7	5	2
Seminole Care and Rehabilitation Center	89	84	5
Seminole Pioneer Nursing Home	20	20	0
Seminole Place	2	2	0
Senior Star The Brook	3	3	0
Senior Suites Healthcare	16	13	3
Senior Village	12	10	2
Sequoyah East Nursing Center, LLC	15	14	1



Facility	Cases	Recovered**	Deaths
Sequoyah Manor	55	45	10
Sequoyah Pointe Living Center	25	21	3
Shady Rest Care Center	27	27	0
Shanoan Springs Nursing and Rehabilitation	62	55	7
Share Medical Center	5	5	0
Shattuck Nursing Center	5	5	0
Shawn Manor Nursing Home	2	2	0
Shawnee Care Center	38	31	7
Shawnee Colonial Estates Nursing Home	73	63	10
Sherwood Manor Nursing Home	17	12	5
Shiloh Manor	14	14	0
Sienna Extended Care & Rehab	40	38	2
Skiatook Nursing Home	43	37	6
Skyview Nursing Center	3	3	0
Sommerset Neighborhood	23	22	1
South Park East	46	42	4
South Pointe Rehabilitation and Care Center	193	168	25
Southbrook Healthcare, Inc.	35	31	4
Southern Hills Rehabilitation Center	85	73	12
Southern Oaks Care Center	55	44	11
Southern Plaza Assisted Living and Memory Care	30	30	0
Southern Pointe Living Center	49	42	7
Southridge Place	1	1	0

Facility	Cases	Recovered**	Deaths
Spanish Cove Housing Authority	17	17	0
Spiro Nursing Home, Inc.	52	51	1
St. Ann's Skilled Nursing and Therapy	85	57	28
St. Katharine Drexel Retirement Center	10	10	0
Stilwell Nursing Home, LLC	33	27	6
Stonecreek Assisted Living and Memory Care	6	4	2
Storey Oaks	48	43	5
Stroud Health Care Center South	8	8	0
Summers Healthcare, LLC	30	29	1
Sunset Estates of Purcell	84	79	5
Tamarack Retirement Center	18	16	2
Teal Creek Assisted Living & Memory Care	6	6	0
Tealridge Assisted Living	11	11	0
Temple Manor Nursing Home	44	37	7
Ten Oaks Place	12	8	4
The Arbors Assisted Living Center	8	8	0
The Brentwood Senior Living	21	19	2
The Chateau	10	8	2
The Commons	104	95	9
The Commons - AL	2	2	0
The Cottage Extended Care	29	21	8
The Courtyards at Claremore Assisted Living	7	6	1
The Courtyards at Magnolia Creek	9	9	0

Facility	Cases	Recovered**	Deaths
The Fountains at Canterbury Health Center	36	32	4
The Gardens	17	13	4
The Gardens at Rivermont	3	3	0
The Golden Rule Home	56	53	3
The Grand at Bethany Skilled Nursing and Therapy	7	7	0
The Health Center at Concordia	30	27	3
The Health Center at Concordia ALC	8	8	0
The Heaven House Elmwood	1	1	0
The Highlands at Owasso	35	27	8
The King's Daughters & Sons Nursing Home	23	22	1
The Lakes	12	11	1
The Legend at Jefferson's Garden	1	1	0
The Linden at Stonehaven Square	17	10	7
The Living Centre	35	28	7
The Lodge at Brookline	15	13	2
The Mansion at Waterford	21	17	4
The Neighborhoods at Baptist Village of Ada	3	3	0
The Neighborhoods at Baptist Village of Elk City	9	9	0
The Neighborhoods at Baptist Village of Okmulgee	1	1	0
The Nova Center	1	1	0
The Oaks Healthcare Center	30	28	1
The Parke Assisted Living	17	15	2
The Regency Skilled Nursing and Therapy	15	14	1

Facility	Cases	Recovered**	Deaths
The Renaissance of Stillwater - Assisted Living	4	4	0
The Springs Skilled Nursing and Therapy	47	38	9
The Timbers Skilled Nursing and Therapy	67	59	8
The Veraden	9	9	0
The Villages at Southern Hills	84	63	20
The Willows	1	1	0
The Wilshire Skilled Nursing and Therapy	5	5	0
The Wolfe Living Center at Summit Ridge	16	15	1
Tidwell Living Center	1	1	0
Timberwood Assisted Living & Memory Care	1	1	0
Touchmark at Coffee Creek	26	25	1
Town Village Assisted Living	2	2	0
Town of Vici Nursing Home	18	17	1
Tulsa Assisted Living and Memory Care	3	3	0
Tulsa Nursing Center	32	29	3
Tuscany Village Nursing Center	24	23	1
Tuttle Care Center	27	25	2
University Park Skilled Nursing & Therapy	64	58	6
University Village	70	61	9
Van Buren House Assisted Living	2	2	0
Via Christi Village Ponca City	78	72	5
Vian Nursing & Rehab, LLC	22	20	2
Victorian Estates	8	7	1

Facility	Cases	Recovered**	Deaths
Village Health Care Center	11	10	1
Village Lodge of Ardmore Village	11	10	1
Village at Oakwood	8	7	1
Village on the Park	40	32	8
Villagio of Oklahoma City	1	0	1
Wagoner Health & Rehab	42	40	2
Wagoner Health & Rehab Res Care	8	8	0
Walnut Grove Living Center	70	57	13
Warr Acres Nursing Center	20	19	1
Washita Valley Living Center	35	32	3
Weatherwood Assisted Living and Memory Care	10	10	0
Wellington Parke, LLC	4	4	0
West Wind Assisted Living	21	20	1
Westbrook Gardens	6	5	1
Westbrook Healthcare, Inc	19	17	2
Westhaven Nursing Home	77	74	3
Westview Cottages	34	34	0
Wewoka Healthcare Center	13	13	0
Whispering Oaks	3	3	0
Wildewood Skilled Nursing and Therapy	6	5	1
Wildwood Care Center, Inc	37	34	3
Wilkins Health and Rehabilitation Community	20	20	0
Willow Creek Health Care	2	2	0

Facility	Cases	Recovered**	Deaths
Willow Haven Nursing Home	32	26	6
Willow Park Health Care Center	66	57	9
Willow Place	5	5	0
Willowood at Mustang Assisted Living and Memory Care	7	7	0
Wilson Nursing Center	46	38	8
Windridge Nursing and Rehabilitation Center	17	14	3
Windsor Hills Nursing Center	7	5	1
Woodland Park Home, Inc	6	5	1
Woodlands Skilled Nursing & Therapy	3	3	0
Woodview Home, Inc.	18	18	0
Woodward Skilled Nursing and Therapy	32	28	4
York Manor Nursing Home	43	41	2
Zarrow Pointe	17	13	3
<i>Total</i>	<i>13,285</i>	<i>11,662</i>	<i>1,605</i>

\*\* Recovered case: is not deceased and 14 days after symptom onset/specimen collection. Please note that the definition for recovered was changed starting May 4, 2021 due to incomplete data on hospitalizations which may result in an inaccurate estimation of the active cases.

## **ACKNOWLEDGEMENT**

The weekly report is made by possible through the efforts of county and city public health and healthcare professionals.

---

## **NOTES**

Every effort is made to ensure accuracy and the data is up-to-date for the time period reported.

For daily updates on COVID-19, please visit <https://coronavirus.health.ok.gov/>

---

## **DISCLAIMER**

The purpose of publishing aggregated statistical COVID-19 data through the OSDH Dashboard, the Executive Order Report, and the Weekly Epidemiology and Surveillance Report is to support the needs of the general public in receiving important and necessary information regarding the state of the health and safety of the citizens of Oklahoma. These resources may be used only for statistical purposes and may not be used in any way that would determine the identity of any reported cases.