

OKLAHOMA COVID-19 WEEKLY REPORT

Weekly Epidemiology and Surveillance Report
February 27 – March 5, 2022



PURPOSE To provide up-to-date weekly epidemiological data on COVID-19 in Oklahoma.

WEEKLY SUMMARY FOR FEBRUARY 27-MARCH 5, 2022

Cases ¹	
Previously Reported Cases	1,022,673
New Cases from February 27-March 5	955
Total Cumulative Cases	1,026,650
Deaths ²	
Previously Reported Deaths	13,278
Newly Reported Deaths	236
Total Deaths	13,514

¹ Weekly case total is based on the number of cases with a symptom onset/specimen collection date in the given time frame. The cumulative total includes new cases as well as older cases identified as a result of delayed reported.

² Please refer to the graph on page 9 which show when newly reported deaths occurred.

WHAT'S NEW

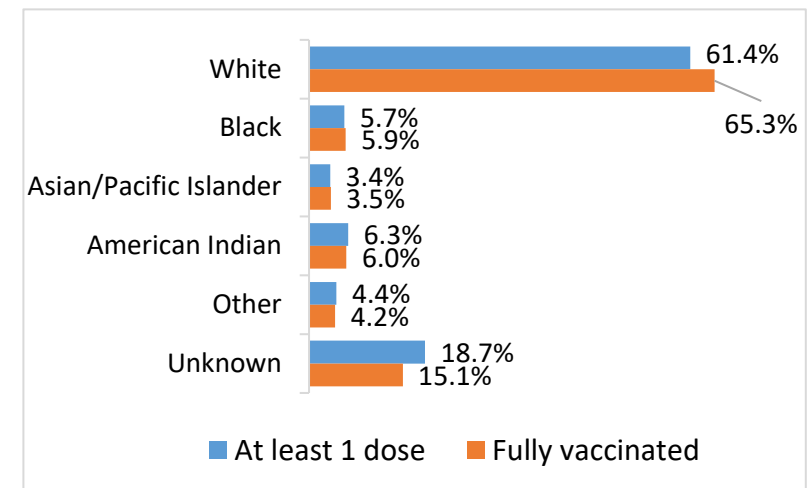
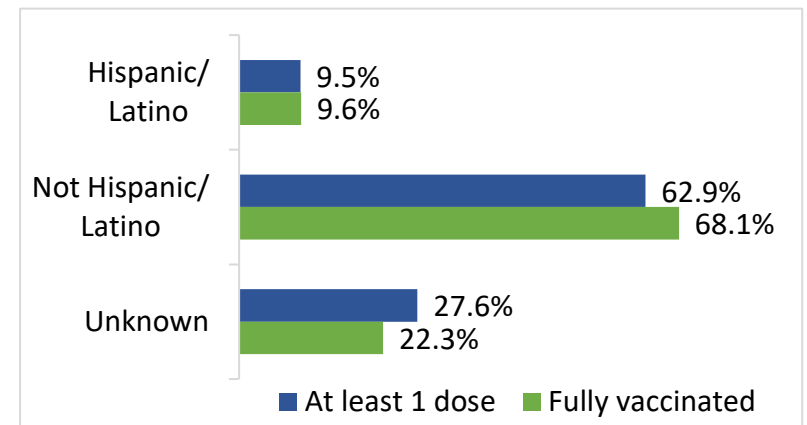
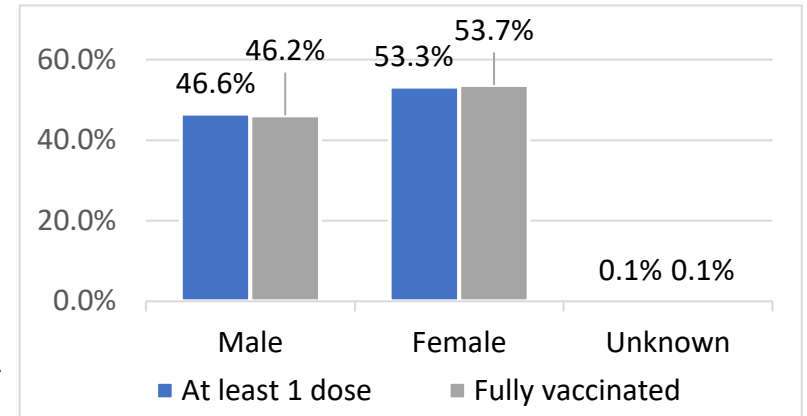
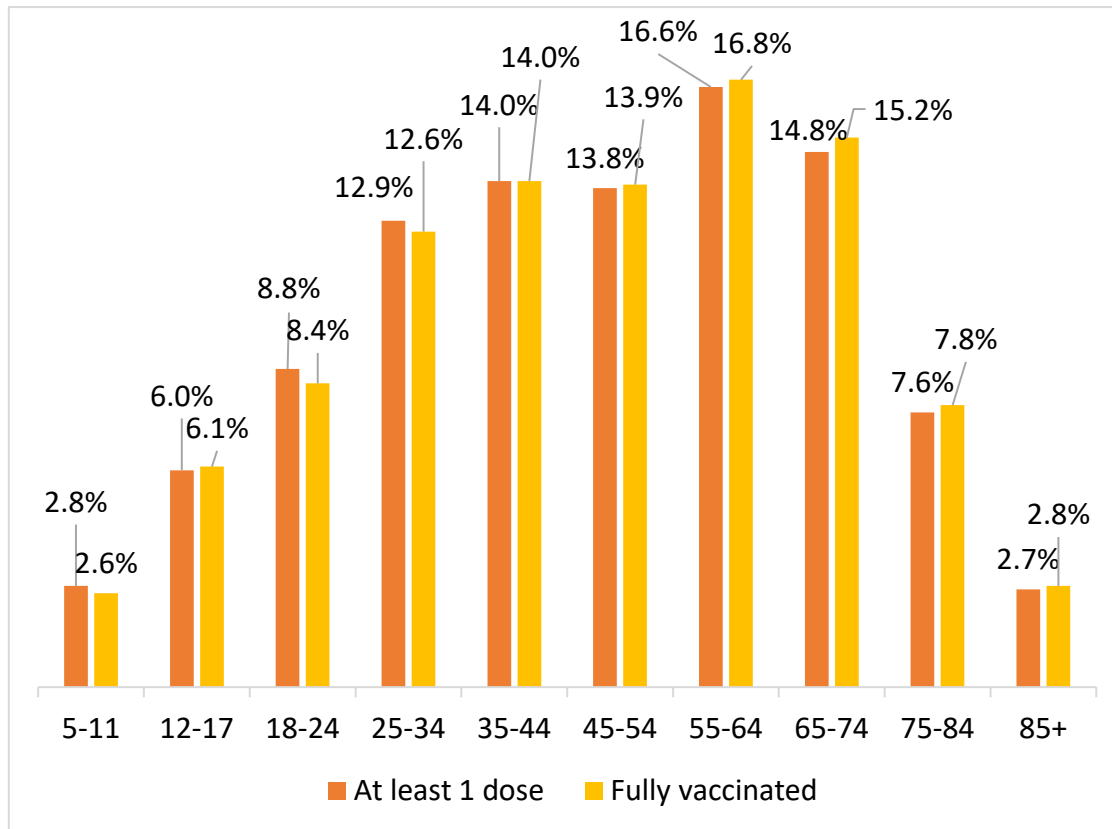
As OSDH moves towards the endemic phase of the pandemic, the following noted changes have been made to this report:

- The Snapshot table has been replaced by a Weekly Summary table which reflects cases which had a symptom onset or specimen collection date in the past week instead of the cases that were reported in the past week. This provides a better understanding of new cases due to delayed reporting.
- The Demographics table on Page 10 and the Cases, Hospitalizations, Length of Stay and Deaths graph on Page 11 have been limited to 2022 data to reflect demographics of more recent cases which may have shifted since the start of the pandemic.
- Long Term Care data which begins on Page 18 no longer shows cumulatives totals and instead lists facilities and their respective counties by current outbreak status. The source for this data has also changed and is based on data reported by each facility.

COVID- 19 VACCINE DATA BY TOTAL AND KEY METRICS¹

	March 1 – March 8	Total Number
Doses Administered	17,889	4,670,315
At least 1 dose ²	4,698	2,196,454
Fully vaccinated ³	5,942	1,855,210

1. Doses administered amount does not include doses administered by federal entities in Oklahoma.
2. At least one does refers to individuals (ages 5 years+) receiving Pfizer and Moderna COVID-19 vaccines and/or receiving single shot of J&J/Janssen Vaccine.
3. Fully vaccinated refers to individuals (ages 5 years+) fully vaccinated after receiving either Pfizer and/or Moderna COVID-19 vaccines (both doses) and/or receiving single shot of J&J/Janssen Vaccine.

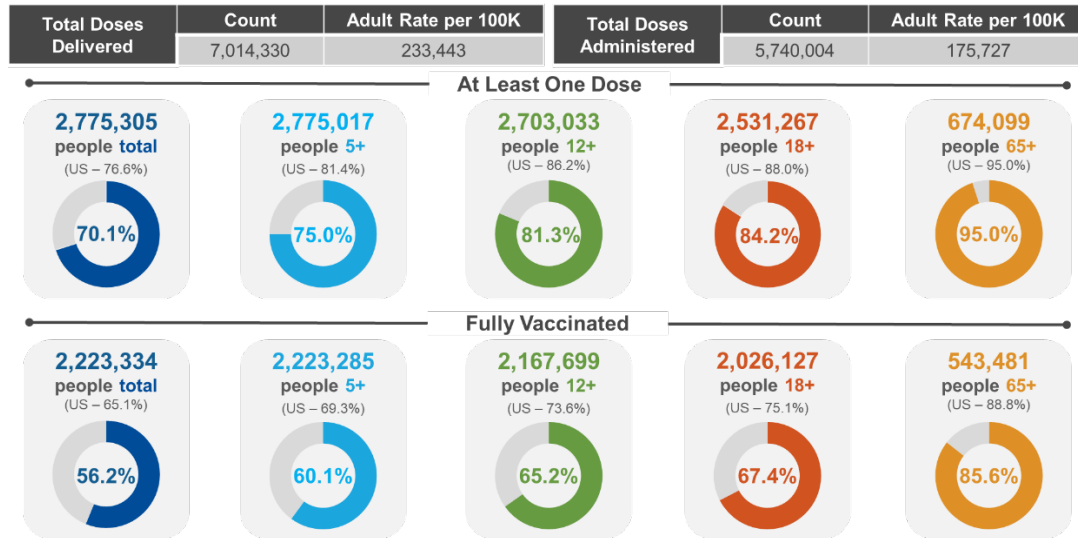


Source: COVID-19 Vaccination Reporting Specification Dataset Oklahoma State Immunization Information System (OSIIS). Data reflect information entered as of 11:59PM 3/8/2022. **Data does not include doses administered by federal entities in Oklahoma**

COVID-19 VACCINATIONS IN OKLAHOMA - FEDERAL AND STATE, AS OF MARCH 8, 2022

	Count*	Adult Rate per 100K
Total Doses Administered	5,740,004	175,727
Additional doses (booster/3rd) Administered	809,720	na

*Includes state and federal administered doses.



Percent of 5+ Population with At Least 1 Dose- Oklahoma Counties

County	At Least 1 Dose (%)	County	At Least 1 Dose (%)	County	At Least 1 Dose (%)	County	At Least 1 Dose (%)	County	At Least 1 Dose (%)
Adair	57.6%	Cotton	62.3%	Jackson	66.9%	McIntosh	65.0%	Roger Mills	43.7%
Alfalfa	53.0%	Craig	70.2%	Jefferson	52.5%	Murray	54.8%	Rogers	58.2%
Atoka	43.2%	Creek	54.1%	Johnston	53.5%	Muskogee	70.1%	Seminole	65.9%
Beaver	39.7%	Custer	60.8%	Kay	53.6%	Noble	77.4%	Sequoyah	56.1%
Beckham	50.3%	Delaware	56.8%	Kingfisher	58.0%	Nowata	61.1%	Stephens	60.1%
Blaine	57.1%	Dewey	30.1%	Kiowa	63.3%	Okfuskee	55.5%	Texas	58.8%
Bryan	54.4%	Ellis	42.0%	Latimer	41.2%	Oklahoma	87.9%	Tillman	62.3%
Caddo	80.6%	Garfield	63.1%	LeFlore	48.5%	Okmulgee	51.7%	Tulsa	81.3%
Canadian	76.9%	Garvin	57.7%	Lincoln	50.7%	Osage	44.1%	Wagoner	59.8%
Carter	57.7%	Grady	49.0%	Logan	44.2%	Ottawa	50.4%	Washington	59.6%
Cherokee	69.7%	Grant	52.3%	Love	54.7%	Pawnee	61.4%	Washita	48.7%
Choctaw	44.5%	Greer	44.3%	Major	59.2%	Payne	62.3%	Woods	51.0%
Cimarron	42.1%	Harmon	60.7%	Marshall	58.4%	Pittsburg	56.9%	Woodward	46.2%
Cleveland	73.8%	Harper	53.6%	Mayes	56.8%	Pontotoc	65.3%		
Coal	49.5%	Haskell	50.5%	McClain	60.8%	Pottawatomie	63.9%		
Comanche	78.9%	Hughes	56.4%	McCurain	45.8%	Pushmataha	43.0%		

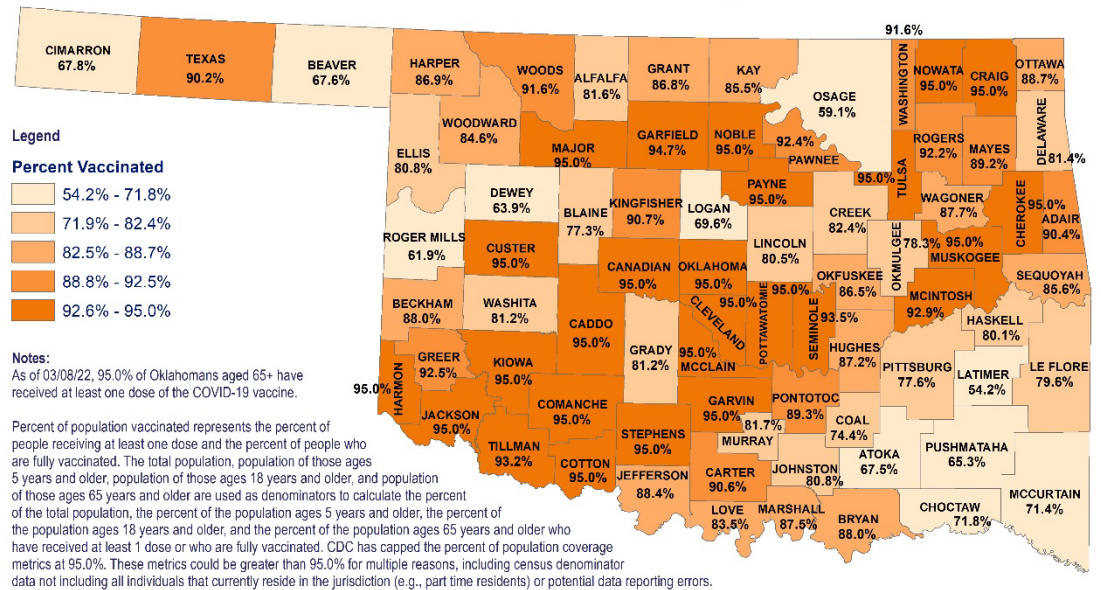
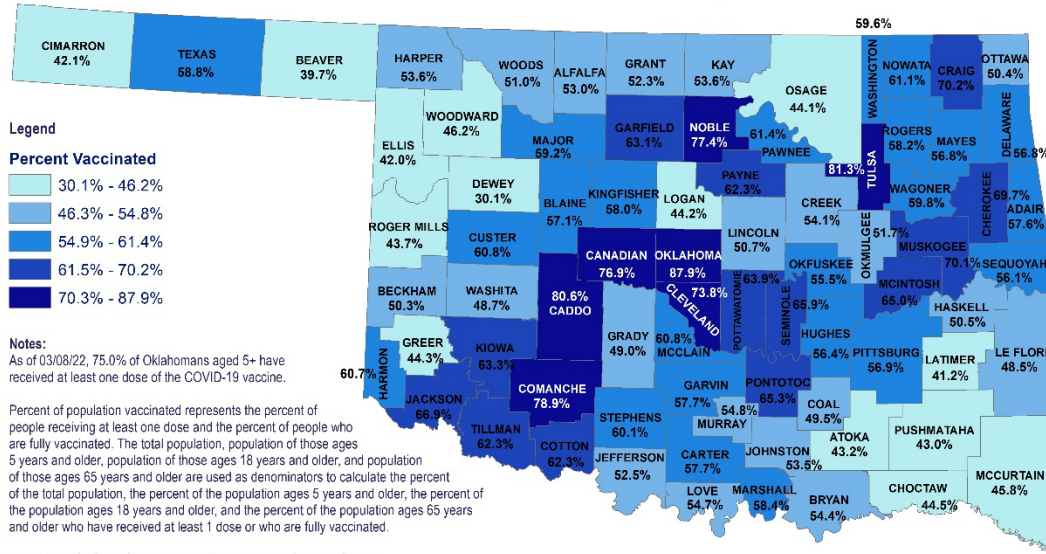
Source: CDC COVID Data Tracker – COVID-19 Vaccinations in the United States and COVID-19 Integrated County View. Posted: 3/7/2022

STATE ADMINISTERED COVID- 19 VACCINATION DEMOGRAPHICS*

		Total Population ≥5 years of age	People who received at least 1 dose	People who are fully vaccinated
Oklahoma		3,727,267	2,196,454 (58.9%)	1,855,210 (49.8%)
Gender				
	Male	1,841,326 (49.4%)	1,022,644 (55.5%)	856,505 (46.5%)
	Female	1,885,941 (50.6%)	1,170,775 (62.1%)	996,779 (52.9%)
	Unknown		3,035	1,926
Age group				
	5-11	376,571 (10.1%)	61,034 (16.2%)	47,697 (12.7%)
	12-17	323,433 (8.7%)	132,741 (41.0%)	112,867 (34.9%)
	18-24	381,974 (10.2%)	192,966 (50.5%)	156,545 (41.0%)
	25-34	545,036 (14.6%)	283,933 (52.1%)	233,499 (42.8%)
	35-44	505,948 (13.6%)	307,237 (60.7%)	258,852 (51.2%)
	45-54	451,176 (12.1%)	302,281 (67.0%)	256,956 (57.0%)
	55-64	489,970 (13.1%)	364,899 (74.5%)	312,332 (63.7%)
	65-74	380,547 (10.2%)	325,572 (85.6%)	281,496 (74.0%)
	75-84	197,625 (5.3%)	166,010 (84.0%)	143,846 (72.8%)
	85+	74,987 (2.0%)	59,628 (79.5%)	51,097 (68.1%)
Race				
	White	2,889,695 (77.5%)	1,348,461 (46.7%)	1,210,792 (41.9%)
	Black	330,151 (8.9%)	125,289 (37.9%)	108,780 (32.9%)
	Asian/PI	107,435 (2.9%)	75,459 (70.2%)	65,606 (61.1%)
	American Indian	399,986 (10.7%)	138,216 (34.6%)	110,855 (27.7%)
	Other	-	97,492	78,356
	Unknown	-	411,537	280,821
Ethnicity				
	Hispanic or Latino	403,212 (10.8%)	208,146 (51.6%)	177,678 (44.1%)
	Not Hispanic or Latino	3,324,055 (89.2%)	1,381,613 (41.6%)	1,263,367 (38.0%)
	Unknown	-	606,695	414,165

Note: Fully vaccinated refers to individuals (ages 5 years+) completing series after receiving either Pfizer and/or Moderna COVID-19 vaccines (both doses) and/or receiving single shot of J&J/Janssen Vaccine. Data Source: 1. Vintage 2020 bridged-race postcensal population estimates files contain estimates of the resident population of the United States as of April 1, 2010 - July 1, 2020 (based on the 2010 census). Released by the National Center for Health Statistics (NCHS) 2. Vaccination Reporting Specification (CVRS) Dataset - Oklahoma State Immunization Information System (OSIIS); Data reflect information entered as of 11:59PM 03/08/2022. ***Data does not include doses administered by federal entities in Oklahoma.**

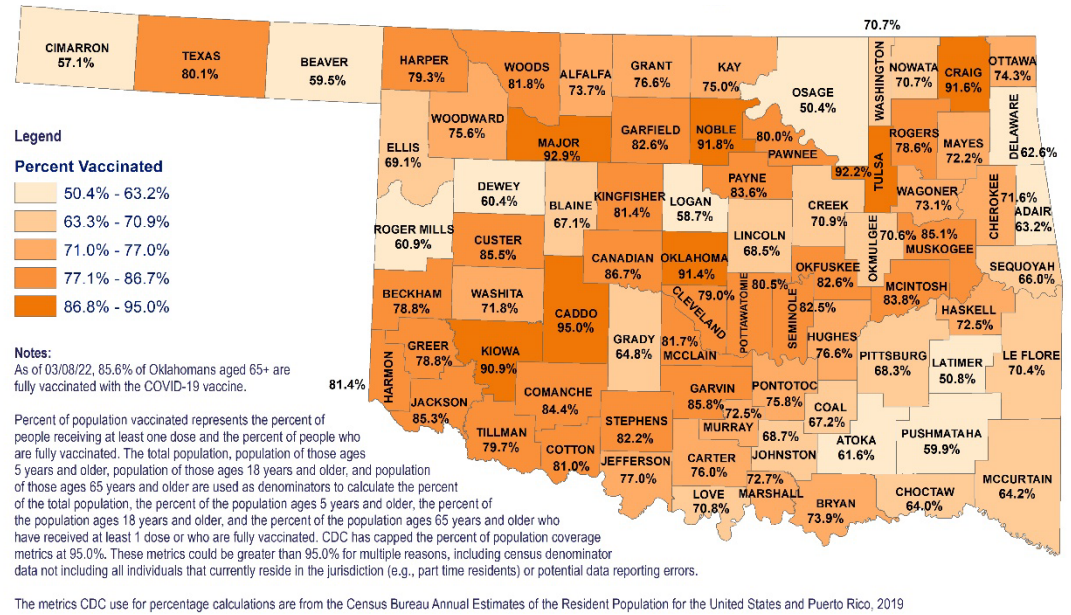
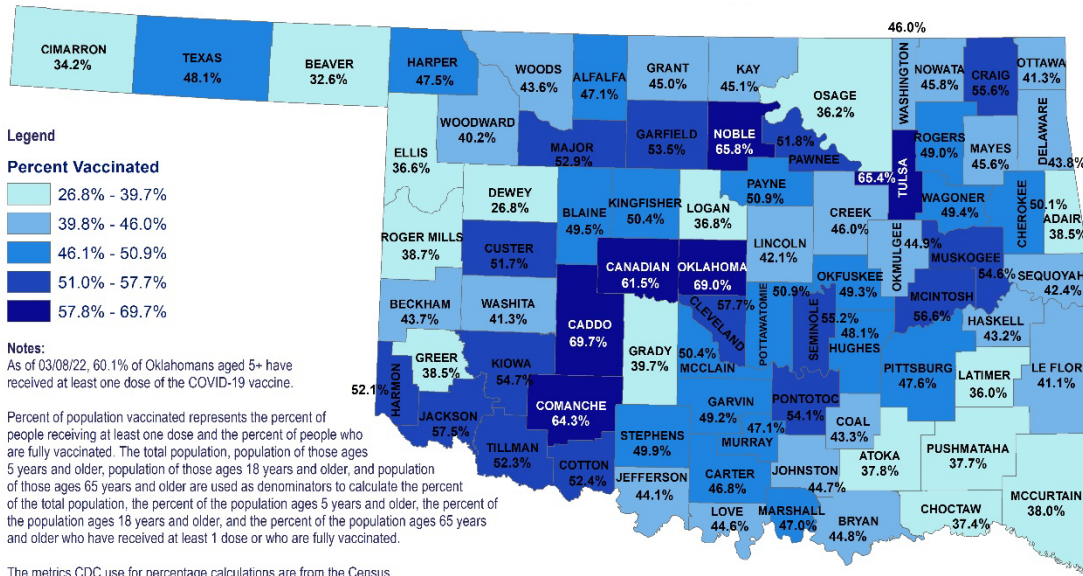
OKLAHOMA COVID-19 AT LEAST 1 DOSE COUNTY LEVEL VACCINE ADMINISTRATION FOR AGES 5+ AND 65+



Created: 03.09.2022

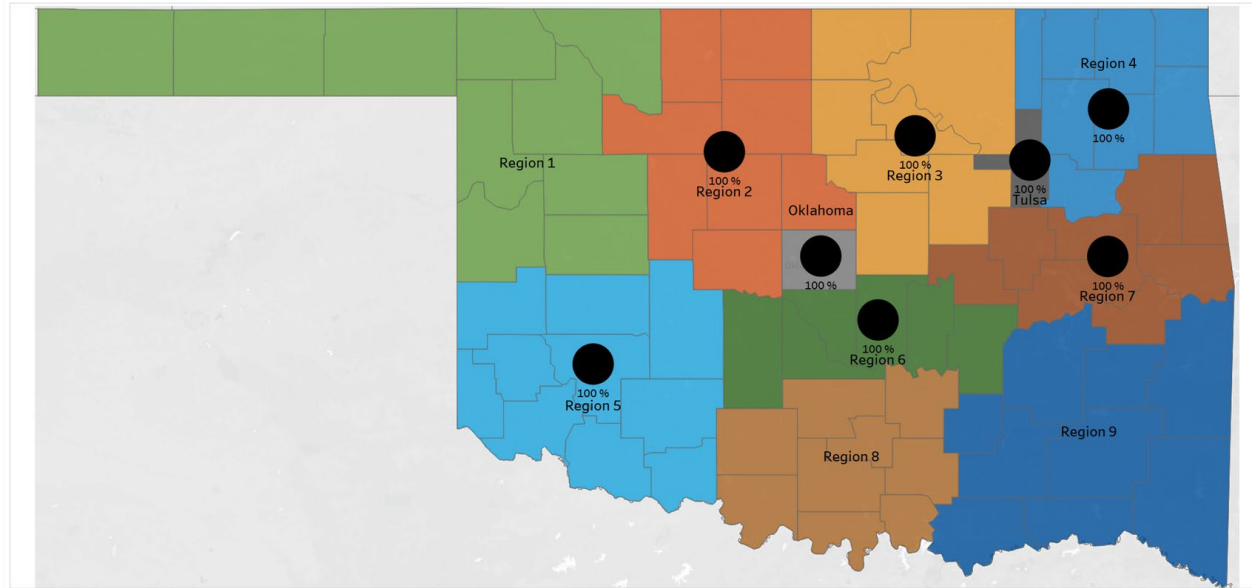


OKLAHOMA COVID-19 FULLY VACCINATED COUNTY LEVEL VACCINE ADMINISTRATION FOR AGES 5+ AND 65+



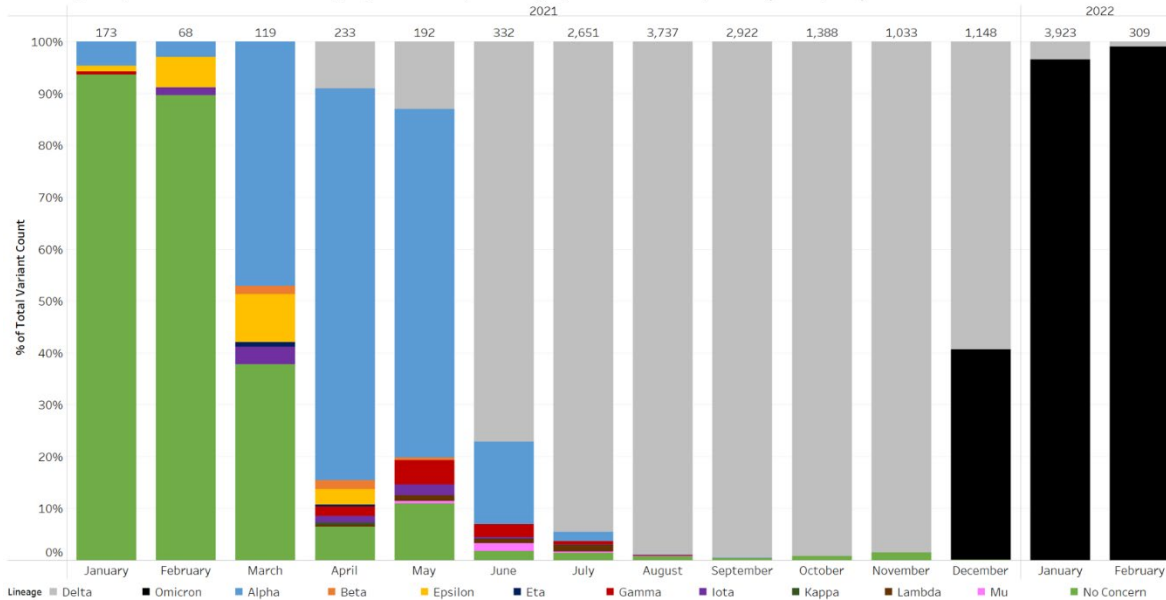
COVID-19 VARIANT STRAINS SEQUENCED*

Variant Proportions by Region, Dates of Specimen Collection: February 16, 2022 - February 25, 2022, (N=29; Omicron n=29, 100 %):



* No results for sequenced specimens collected between 2/16-2/25 were available at the time of this report for regions 1, 8, and 9.

Monthly Proportion of Variant Lineages, Oklahoma, January 1, 2021 - March 8, 2022 (N=18,228)



Note: Data presented represent samples sequenced by the Oklahoma Public Health Lab (PHL) or other Reference Labs that reported the results to the OSDH. The PHL sequences all samples which are received and that meet necessary sample collection and specimen quality requirements. As additional samples are sequenced, these percentages may change.

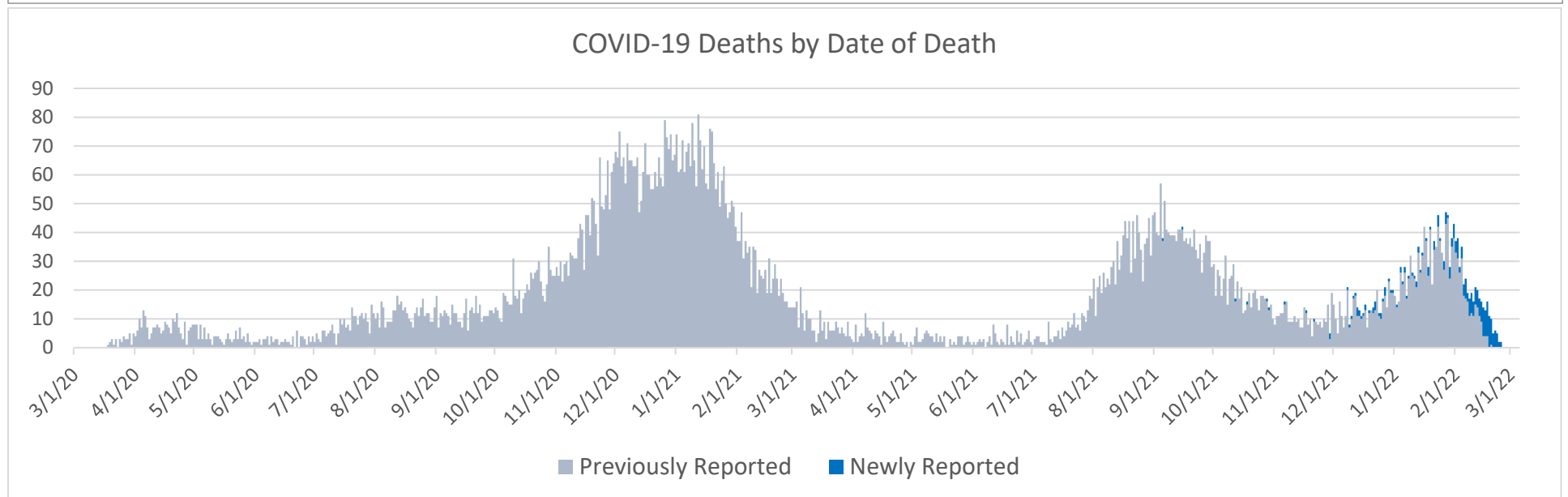
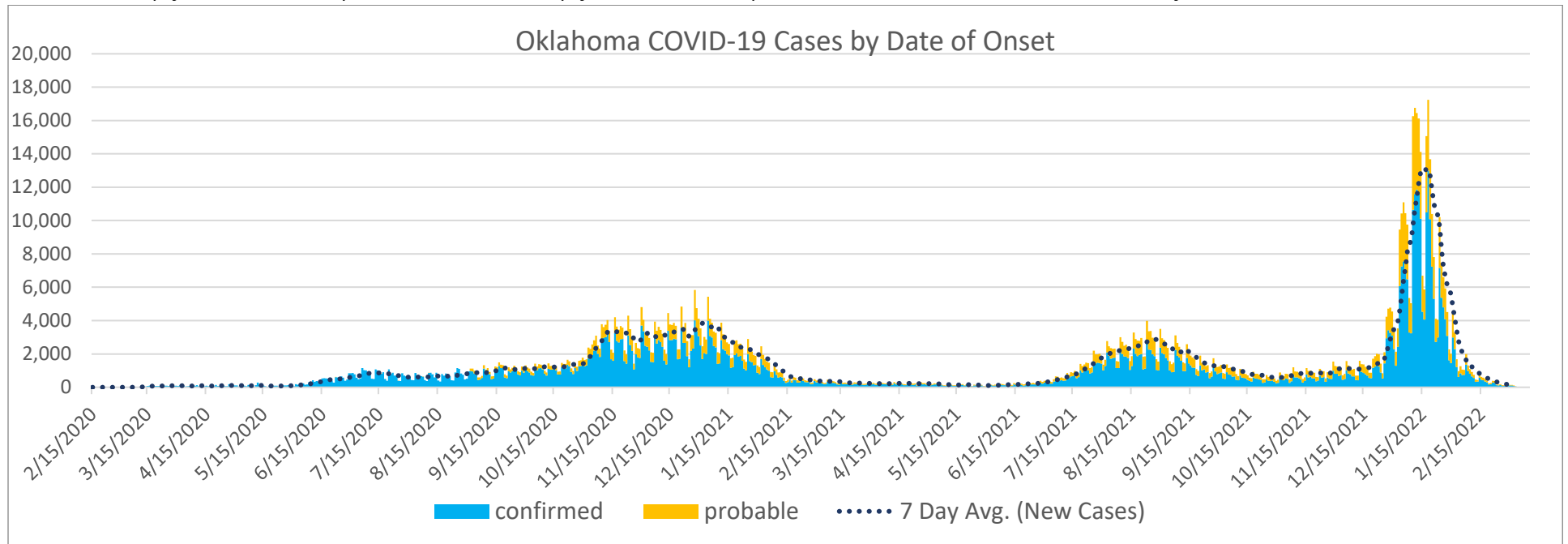
DISTRIBUTION OF RECENT COVID-19 HOSPITAL ADMISSIONS BY VACCINATION STATUS AND AGE GROUP AS OF MARCH 2, 2022⁺

Vaccination Status	Age Group	Hospital Admissions in the last 30 days***	Percentage within Vaccination Status Category	Percentage of Total Hospitalizations
Non-Vaccinated	Under 1- 4	9	1.3%	0.7%
	5-17	5	0.7%	0.4%
	18-35	32	4.8%	2.4%
	36-49	50	7.5%	3.8%
	50-64	174	26.0%	13.3%
	65+	385	57.5%	29.3%
	Unknown	15	2.2%	1.1%
	Total	670	100.0%	51.1%
Fully Vaccinated*	5-17	2	0.4%	0.2%
	18-35	27	5.5%	2.1%
	36-49	35	7.1%	2.7%
	50-64	96	19.4%	7.3%
	65+	334	67.6%	25.5%
	Unknown	0	0.0%	0.0%
	Total	494	100.0%	37.7%
Partially Vaccinated**	5-17	0	0.0%	0.0%
	18-35	4	2.7%	0.3%
	36-49	8	5.4%	0.6%
	50-64	25	16.9%	1.9%
	65+	111	75.0%	8.5%
	Unknown	0	0.0%	0.0%
	Total	148	100.0%	11.3%
Total Hospitalizations	1,312			

⁺ Data are preliminary and subject to change as more information is gathered, reviewed and quality assurance procedures are applied. The information presented in the table above (hospital admissions by vaccination status) will be limited to cases reported two (2) weeks prior allowing for additional review and quality assurance checks to be applied. *Fully Vaccinated Vaccine breakthrough cases are defined as an individual with a COVID-19 positive laboratory results (PCR/Antigen) and documentation of COVID-19 vaccination that meets the definition of fully vaccinated. (Individuals are considered fully vaccinated ≥ 2 weeks after receiving the last dose in the COVID-19 vaccine series.) **Partially Vaccinated Vaccine breakthrough cases is defined as an individual with a COVID-19 the first dose in a 2-dose COVID-19 vaccine series.) ***Numbers based on hospital admission date within the past 30 days as reported in the OSDH PHIDDO system.

CASES AND DEATHS

New cases (by date of onset) and **new deaths** (by date of death) of COVID-19 in Oklahoma, February 2020–March 2022



Please note the different axes for new cases (top—from 0 to 20,000 for new cases) and new deaths (bottom—from 0 to 90 for new deaths). Additionally, a 7-day lag has been applied to the COVID-19 case trend line based on information.

DEMOGRAPHIC INFORMATION FOR 2022 CASES AS OF MARCH 7, 2022

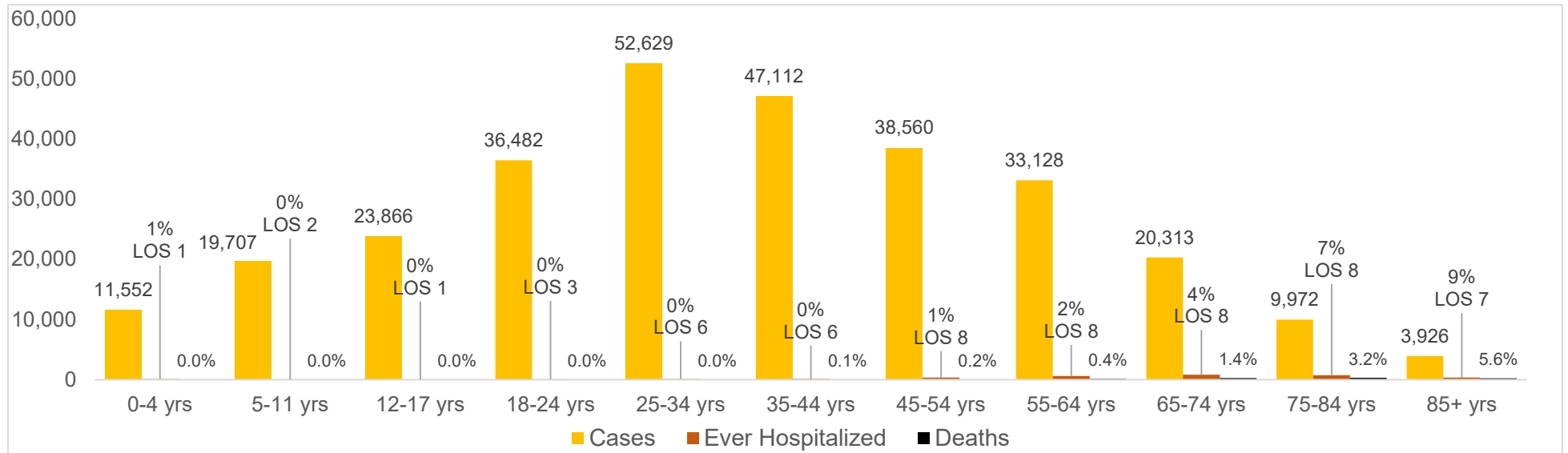
		Cases count (%) ¹		Deaths count (%) ¹		2022 Incidence Rate ²	2022 Mortality Rate ²
Oklahoma		297,331		1,081		7,469.2	27.2
Gender							
	Male	131,375	(44.2)	608	(56.2)	6,664.8	30.8
	Female	165,956	(55.8)	473	(43.8)	8,258.2	23.5
	Unknown	0	(0.0)	0	(0.0)		
Age group							
	Under 1- 4	11,552	(3.9)	1	(0.1)	4,556.7	0.4
	5-11	19,707	(6.6)	0	(0.0)	5,233.3	0.0
	12-17	23,866	(8.0)	0	(0.0)	7,379.0	0.0
	18-24	36,482	(12.3)	0	(0.0)	9,550.9	0.0
	25-34	52,629	(17.7)	9	(0.8)	9,656.1	1.7
	35-44	47,112	(15.8)	31	(2.9)	9,311.6	6.1
	45-54	38,560	(13.0)	65	(6.0)	8,546.6	14.4
	55-64	33,128	(11.1)	148	(13.7)	6,761.2	30.2
	65-74	20,313	(6.8)	284	(26.3)	5,337.8	74.6
	75-84	9,972	(3.4)	322	(29.8)	5,045.9	162.9
	85+	3,926	(1.3)	221	(20.4)	5,235.6	294.7
	Unknown	84	(0.0)	0	(0.0)		
Race							
	American Indian or Alaska Native	33,638	(11.3)	50	(4.6)	8,802.2	13.1
	Asian or Pacific Islander	3,700	(1.2)	8	(0.7)	3,516.5	7.6
	Black or African American	16,293	(5.5)	32	(3.0)	5,252.3	10.3
	Multiracial/Other	917	(0.3)	1	(0.1)	356.2	0.4
	White	135,888	(45.7)	613	(56.7)	4,644.5	21.0
	Unknown	106,895	(36.0)	377	(34.9)		
Ethnicity							
	Hispanic or Latino	17,491	(5.9)	17	(1.6)	3,865.5	3.8
	Not Hispanic or Latino	150,612	(50.7)	544	(50.3)	4,268.7	15.4
	Unknown/Other	129,228	(43.5)	520	(48.1)		

1. Percentages may not add up to 100 due to rounding. 2. Rate per 100,000 population based on 2020 Census Population data.

NEW CASES, HOSPITALIZATIONS, AND DEATHS BY AGE GROUP FOR WEEK OF FEB 27-MAR 5

Age group	Percentage of Population Fully Vaccinated	New Cases (%)	New Hospitalizations Reported (%)	New Deaths Confirmed (%)
Under 1- 4	-	61 (6.4%)	9 (2.2%)	1 (0.4%)
5-11	12.7%	36 (3.8%)	2 (0.5%)	0 (0.0%)
12-17	34.9%	30 (3.1%)	0 (0.0%)	0 (0.0%)
18-24	41.0%	80 (8.4%)	6 (1.5%)	0 (0.0%)
25-34	42.8%	126 (13.2%)	17 (4.2%)	3 (1.3%)
35-44	51.2%	105 (11.0%)	30 (7.5%)	7 (3.0%)
45-54	57.0%	113 (11.8%)	66 (16.4%)	14 (5.9%)
55-64	63.7%	155 (16.2%)	55 (13.7%)	29 (12.3%)
65-74	74.0%	120 (12.6%)	89 (22.1%)	58 (24.6%)
75-84	72.8%	93 (9.7%)	97 (24.1%)	86 (36.4%)
85+	68.1%	36 (3.8%)	31 (7.7%)	38 (16.1%)
Unknown	-	0	0	0

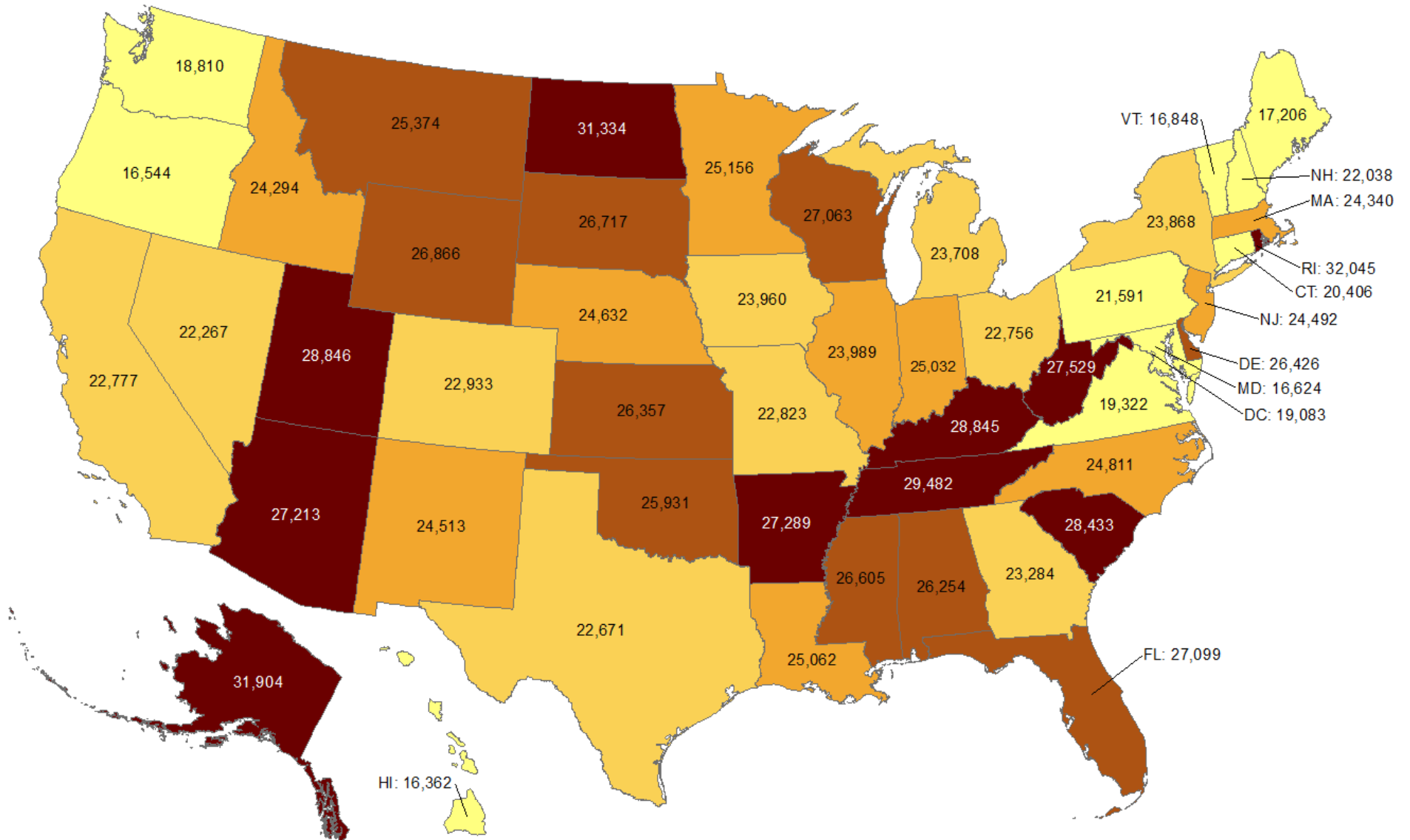
2022 CASES, PERCENT HOSPITALIZED, AVERAGE LENGTH OF STAY (JANUARY 2022 CASES) AND DEATHS BY AGE GROUP



OKLAHOMA IN COMPARISON

Cumulative incidence of reported COVID-19 cases

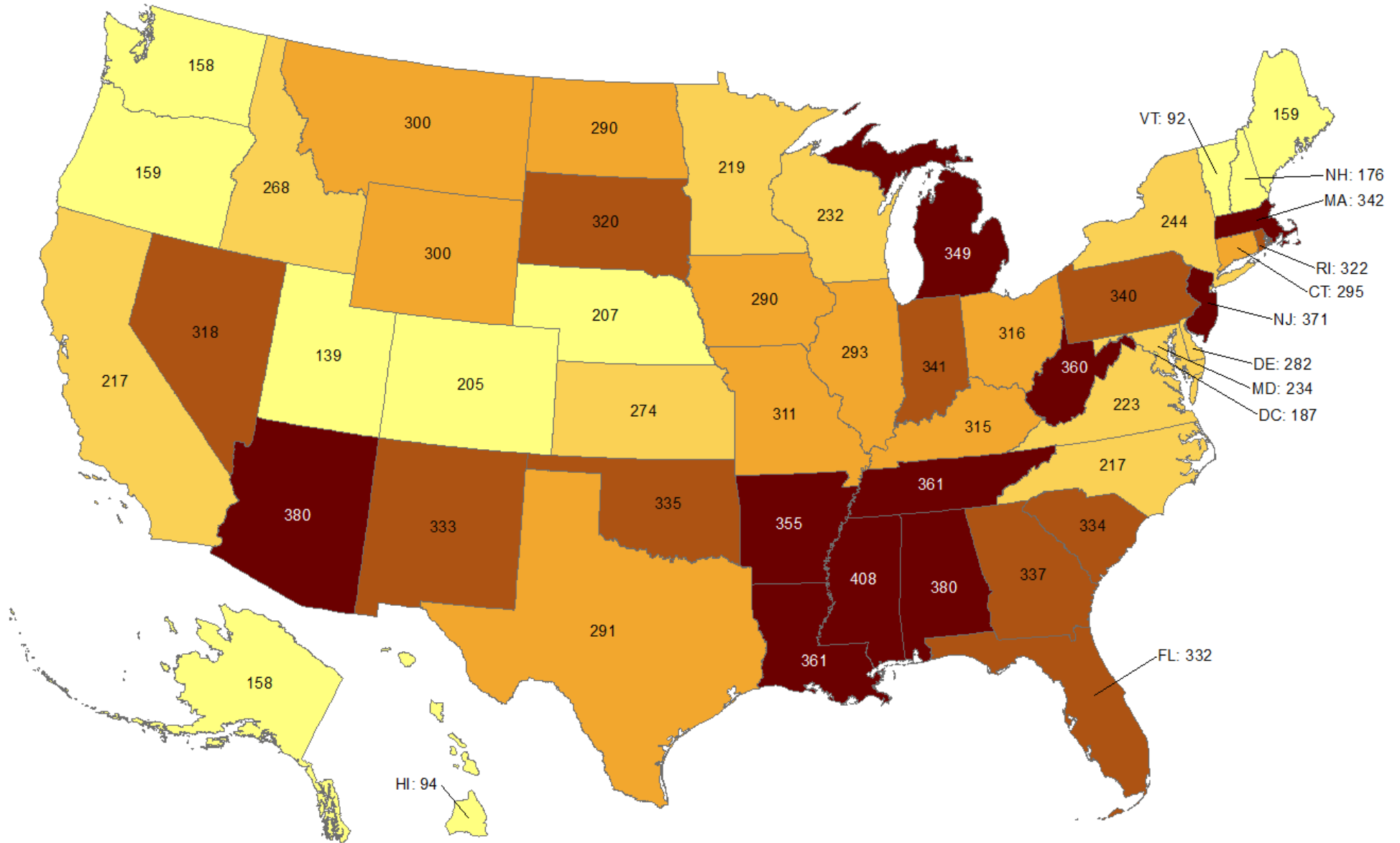
Oklahoma ranks **19** (out of all States and DC) in the cumulative incidence (per 100,000 persons) of reported COVID-19 cases in the US.



Data from CDC. Available at <https://www.cdc.gov/covid-data-tracker/index.html>
 Data as of March 8, 2022

Cumulative death rate of reported COVID-19 cases

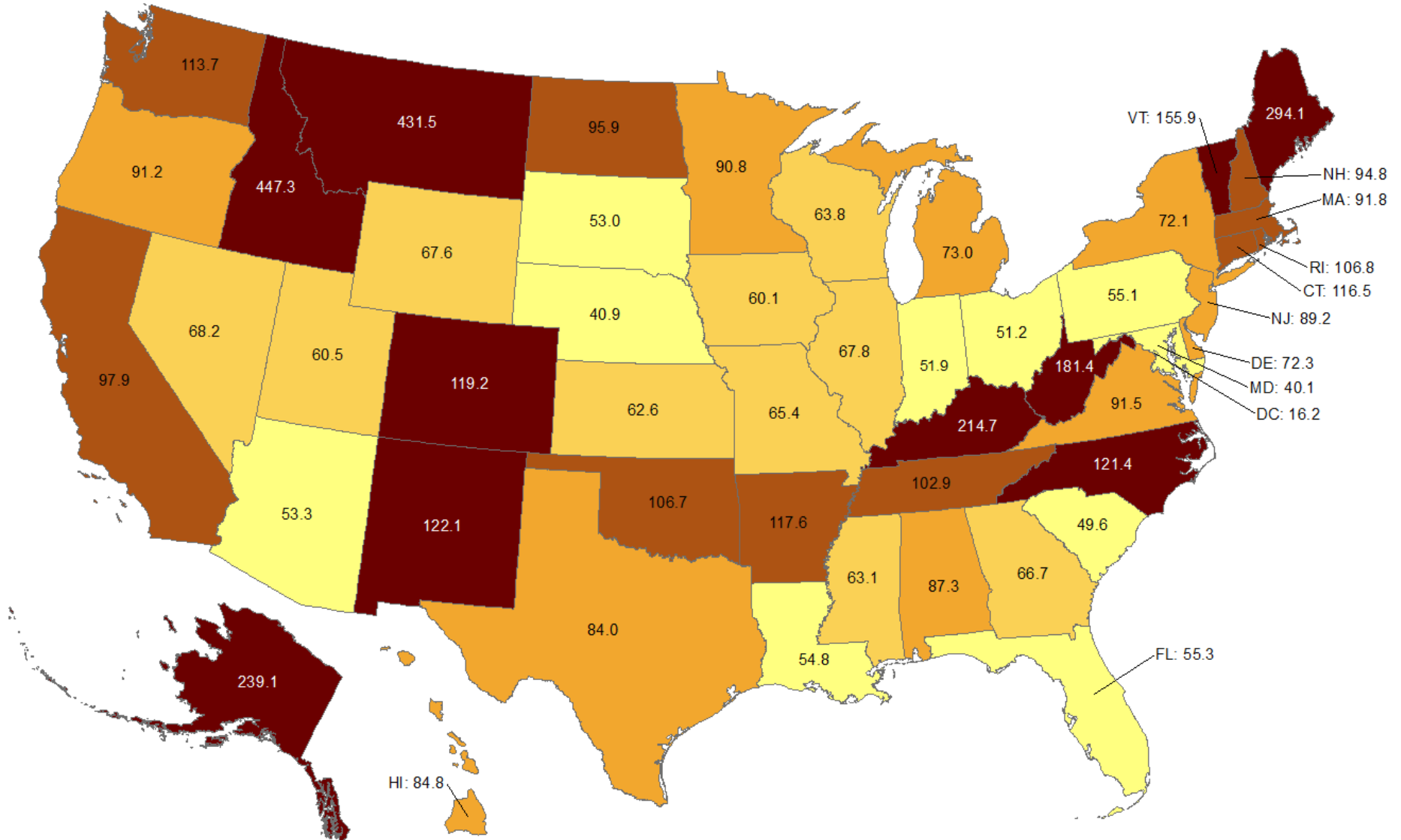
Oklahoma ranks **14** (out of all States and DC) in the cumulative death rate (per 100,000 persons) of reported COVID-19 cases in the US.



Data from CDC. Available at <https://www.cdc.gov/covid-data-tracker/index.html>
Data as of March 8, 2022

Cumulative incidence of reported COVID-19 cases in last 7 days

Oklahoma ranks **15** (out of all States and DC) in the cumulative incidence (per 100,000 persons) of reported COVID-19 cases in the last 7 days.



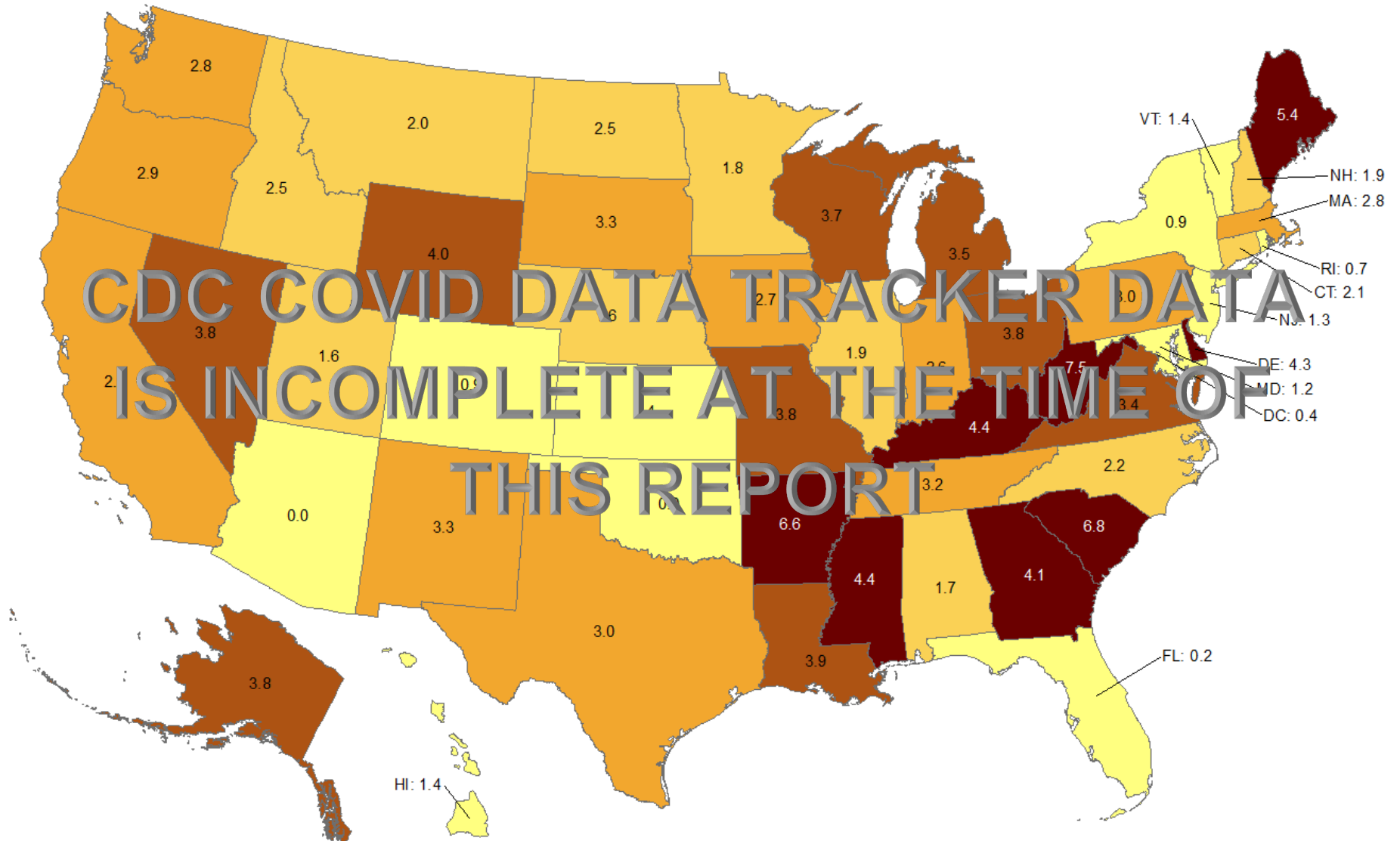
Data from CDC. Available at <https://www.cdc.gov/covid-data-tracker/index.html>

Data as of March 8, 2022

NOTE: Totals per 100,000 people in the last 7 days are calculated as the 7-day moving average of new cases or deaths (March 8, 2022 + 6 preceding days divided by 7) per 100,000 people using the U.S. Census Bureau, 2019.

Cumulative death rate of reported COVID-19 cases in last 7 days

Oklahoma ranks **NA** (out of all States and DC) in the cumulative death rate (per 100,000 persons) of reported COVID-19 cases in the last 7 days.

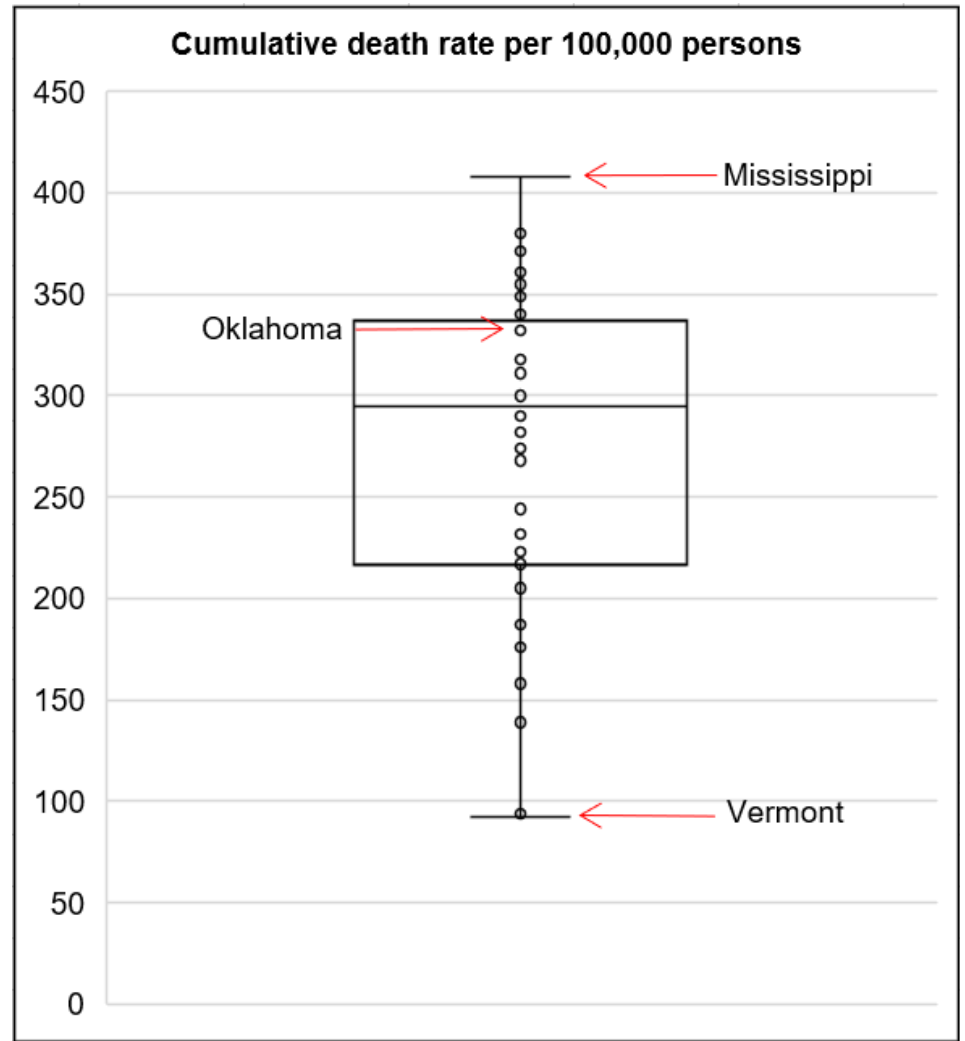
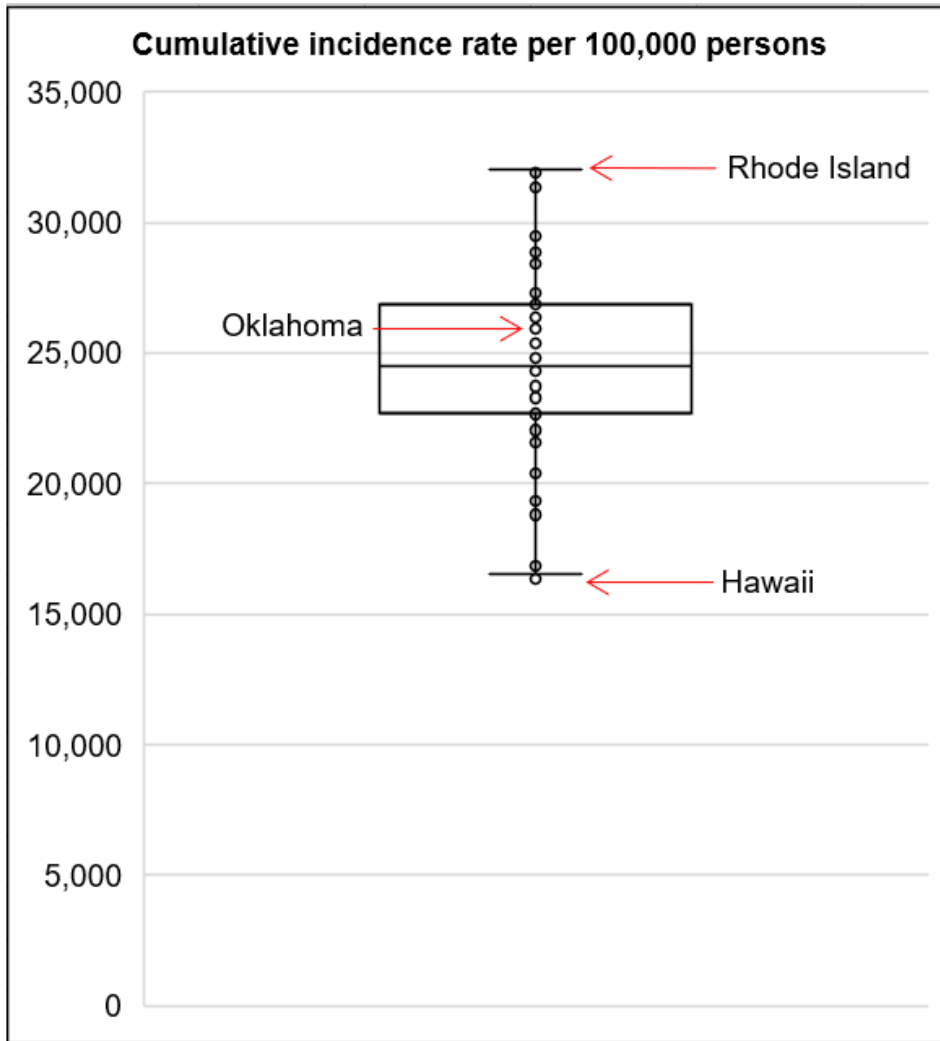


Data from CDC. Available at <https://www.cdc.gov/covid-data-tracker/index.html>

Data as of March 8, 2022

NOTE: Totals per 100,000 people in the last 7 days are calculated as the 7-day moving average of new cases or deaths (March 8, 2022 + 6 preceding days divided by 7) per 100,000 people using the U.S. Census Bureau, 2019.

Cumulative incidence and cumulative death rate of reported COVID-19 cases



Interpretation: Oklahoma has cumulative incidence rate that is **below the 75th percentile** of the US and cumulative death rate that is **below the 75th percentile** for the US.

Data from CDC. Available at <https://www.cdc.gov/covid-data-tracker/index.html>
Data as of March 8, 2022

OKLAHOMA EXCESS DEATH ANALYSIS

- + indicates observed count above threshold
- Predicted number of deaths from all causes
- average expected number of deaths
- upper bound threshold for excess deaths

Weekly number of deaths (from all causes)

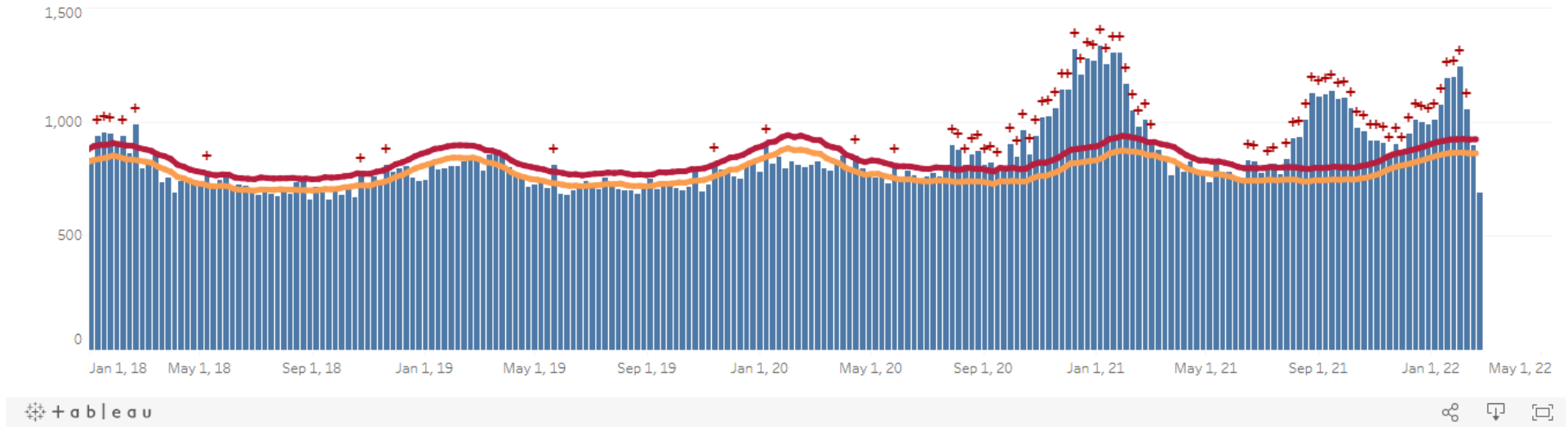


Figure notes: Contains data up to the week-ending date of February 19, 2022. Data in recent weeks are incomplete. Only 60% of the death records are submitted to NCHS within 10 days of the date of death, and completeness varies by jurisdiction.

Source: CDC, National Center for Health Statistics, https://www.cdc.gov/nchs/nvss/vsrr/covid19/excess_deaths.htm#dashboard, March 9, 2022 8 AM

Covid-19 Long Term Care Facility Cases by Outbreak Status, 02/21/22 - 03/06/22

Provider Name	County	Current Census	Resident Cases	Staff Cases	Outbreak Status
ACCEL AT CRYSTAL PARK	OKLAHOMA	58	<5	<5	New Cases
ADA CARE CENTER	PONTOTOC	44	0	0	No Recent Cases
ADAMS PARC	WASHINGTON	52	0	0	Recent Cases or Incomplete Data
ANADARKO NURSING AND REHAB	CADDO	61	0	0	No Recent Cases
ANTLERS MANOR	PUSHMATAHA	36	0	0	No Recent Cases
ARBOR VILLAGE NURSING AND REHABILITATION	CREEK	59	0	0	Recent Cases or Incomplete Data
ARTESIAN NURSING HOME	MURRAY	31	0	0	No Recent Cases
ASPEN HEALTH & REHAB	TULSA	84	0	<5	New Cases
ATOKA MANOR INC	ATOKA	35	0	0	No Recent Cases
AYERS NURSING HOME	OKLAHOMA	64	0	<5	New Cases
BALLARD NURSING CENTER	PONTOTOC	43	0	0	No Recent Cases
BAN NH, LLC	DELAWARE	54	0	0	Recent Cases or Incomplete Data
BAPTIST VILLAGE	OKLAHOMA	79	5	8	New Cases
BAPTIST VILLAGE	CHOCTAW	45	0	0	No Recent Cases
BAPTIST VILLAGE OF OWASSO	TULSA	64	0	0	No Recent Cases
BARNSDALL NURSING HOME	OSAGE	25	0	0	Recent Cases or Incomplete Data
BARTLESVILLE HEALTH AND REHAB COMMUNITY	WASHINGTON	61	<5	0	New Cases
BEACON RIDGE SENIOR MENTAL HEALTH	CREEK	54	0	0	No Recent Cases
BEADLES NURSING HOM	WOODS	48	7	7	New Cases
BEARE MANOR	PITTSBURG	29	0	0	No Recent Cases
BEAVER COUNTY NURSING HOME	BEAVER	37	0	0	No Recent Cases
BELL AVENUE NURSING CENTER	BECKHAM	46	0	0	No Recent Cases
BELLEVUE HEALTH & REHABILITATION	OKLAHOMA	131	0	0	Recent Cases or Incomplete Data
BINGER NURSING AND REHABILITATION	CADDO	45	0	0	Recent Cases or Incomplete Data
BLUE RIVER HEALTH CARE	JOHNSTON	43	0	0	Recent Cases or Incomplete Data
BOYCE MANOR NURSING HOME	HUGHES	46	0	0	No Recent Cases
BRADFORD VILLAGE HEALTHCARE CENTER	OKLAHOMA	89	0	0	No Recent Cases
BRENTWOOD EXTENDED CARE AND REHAB	MUSKOGEE	57	<5	0	New Cases
BROADWAY LIVING CENTER	OKLAHOMA	82	0	0	Recent Cases or Incomplete Data

Provider Name	County	Current Census	Resident Cases	Staff Cases	Outbreak Status
BROADWAY MANOR HEALTHCARE CENTER	MUSKOGEE	61	0	0	Recent Cases or Incomplete Data
BROKEN ARROW NURSING HOME	TULSA	58	0	0	Recent Cases or Incomplete Data
BROKEN BOW HEALTH & REHAB	MCCURTAIN	51	0	0	Recent Cases or Incomplete Data
BROOKHAVEN EXTENSIVE CARE	CLEVELAND	41	0	0	Recent Cases or Incomplete Data
BROOKSIDE NURSING CENTER	MARSHALL	52	0	<5	New Cases
BROOKWOOD SKILLED NURSING AND THERAPY	OKLAHOMA	98	<5	<5	New Cases
BURFORD MANOR	OKLAHOMA	46	0	0	No Recent Cases
CALERA MANOR	BRYAN	73	0	0	Recent Cases or Incomplete Data
CALLAWAY NURSING HOME	OKLAHOMA	44	0	0	No Recent Cases
CAPITOL HILL SKILLED NURSING AND THERAPY	OKLAHOMA	49	0	0	Recent Cases or Incomplete Data
CARNEGIE NURSING HOME	OKLAHOMA	26	0	0	Recent Cases or Incomplete Data
CEARU MEDICAL RESORT	TULSA	42	0	0	No Recent Cases
CEDAR CREEK LIVING CENTER	CLEVELAND	52	0	0	No Recent Cases
CEDAR CREST MANOR	COMANCHE	68	0	0	Recent Cases or Incomplete Data
CEDARCREST CARE CENTER	TULSA	56	0	0	Recent Cases or Incomplete Data
CHANDLER THERAPY AND LIVING CENTER	LINCOLN	33	6	6	New Cases
CHECOTAH NURSING AND REHABILITATION	MCINTOSH	31	0	0	Recent Cases or Incomplete Data
CHEROKEE COUNTY NURSING CENTER	CHEROKEE	98	0	0	No Recent Cases
CHICKASHA NURSING CENTER	GRADY	35	0	0	Recent Cases or Incomplete Data
CHOCTAW NATION NURSING HOME	PUSHMATAHA	26	0	0	Recent Cases or Incomplete Data
CIMARRON NURSING CENTER	KINGFISHER	61	0	0	No Recent Cases
CIMARRON POINTE CARE CENTER	CREEK	34	0	0	No Recent Cases
CLAREMORE SKILLED NURSING AND THERAPY	ROGERS	73	0	0	Recent Cases or Incomplete Data
CLEVELAND MANOR NURSING & REHAB	PAWNEE	42	0	0	Recent Cases or Incomplete Data
CLINTON THERAPY AND LIVING CENTER	CUSTER	33	0	0	No Recent Cases
COLONIAL MANOR II	OKLAHOMA	38	0	0	No Recent Cases
COLONIAL MANOR NURSING HOME	TULSA	49	0	0	Recent Cases or Incomplete Data
COLONIAL PARK MANOR	OKFUSKEE	65	0	<5	New Cases
COMMUNITY HEALTH CENTER	GRANT	34	0	<5	New Cases
CONCORDIA LIFE PLAN COMMUNITY	OKLAHOMA	28	0	0	No Recent Cases
CORDELL CHRISTIAN HOME	WASHITA	*	0*	0*	Recent Cases or Incomplete Data
CORN HERITAGE VILLAGE AND REHAB OF CORN	WASHITA	72	0	<5	New Cases

Provider Name	County	Current Census	Resident Cases	Staff Cases	Outbreak Status
CORN HERITAGE VILLAGE OF WEATHERFORD	CUSTER	*	0*	0*	Recent Cases or Incomplete Data
COTTONWOOD CREEK SKILLED NURSING AND THERAPY	GRADY	67	0	0	Recent Cases or Incomplete Data
COUNTRY CLUB CARE NURSING AND REHAB	STEPHENS	52	0	0	Recent Cases or Incomplete Data
COUNTRYSIDE ESTATES	MUSKOGEE	59	0	0	Recent Cases or Incomplete Data
COVENANT LIVING AT INVERNESS	CREEK	24	0	0	Recent Cases or Incomplete Data
COWETA MANOR NURSING HOME	WAGONER	55	0*	0*	Recent Cases or Incomplete Data
CROSSLIMBERS SENIOR MENTAL HEALTH AND REHAB	OKLAHOMA	86	<5	0	New Cases
DR. W.F. & MADA DUNAWAY MANOR	TEXAS	40	0	0	Recent Cases or Incomplete Data
DRUMRIGHT NURSING HOME	CREEK	36	0	0	No Recent Cases
EASTGATE VILLAGE	MUSKOGEE	73	7	<5	New Cases
EASTWOOD MANOR, LLC	OKLAHOMA	38	0	0	No Recent Cases
EDMOND HEALTHCARE CENTER	OKLAHOMA	63	0	0	Recent Cases or Incomplete Data
EL RENO POST ACUTE REHABILITATION CENTER-1	CANADIAN	36	0	0	Recent Cases or Incomplete Data
ELK CITY NURSING CENTER	BECKHAM	48	<5	<5	New Cases
ELK CROSSING NURSING AND REHABILITATION	STEPHENS	71	0	0	Recent Cases or Incomplete Data
ELMBROOK HOME	CARTER	56	0	0	Recent Cases or Incomplete Data
ELMWOOD MANOR NURSING HOME	SEMINOLE	37	0	0	Recent Cases or Incomplete Data
EMERALD CARE CENTER OF TULSA	TULSA	64	0	0	No Recent Cases
EMERALD CARE CENTER SOUTHWEST	OKLAHOMA	*	0*	0*	Recent Cases or Incomplete Data
EMERALD HEALTH CARE MANAGEMENT	ROGERS	115	0	0	Recent Cases or Incomplete Data
EMERALD MIDWEST	OKLAHOMA	57	0	0	Recent Cases or Incomplete Data
ENGLISH VILLAGE MANOR	JACKSON	59	<5	0	New Cases
ENID SENIOR CARE	GARFIELD	55	0	0	No Recent Cases
EPWORTH VILLA	OKLAHOMA	73	0	0	Recent Cases or Incomplete Data
EUFAULA MANOR NURSING CENTER	MCINTOSH	50	0	0	Recent Cases or Incomplete Data
FAIRFAX MANOR	OSAGE	22	0	0	No Recent Cases
FAIRVIEW FELLOWSHIP HOME	OKLAHOMA	*	0*	0*	Recent Cases or Incomplete Data
FAMILY CARE CENTER OF FAIRLAND	OTTAWA	14	0	0	No Recent Cases
FAMILY CARE CENTER OF KINGSTON	MARSHALL	30	0	0	No Recent Cases
FIRST SHAMROCK CARE CENTER	OKLAHOMA	32	<5	<5	New Cases
FOREST HILLS CARE AND REHAB	TULSA	98	0	0	No Recent Cases

Provider Name	County	Current Census	Resident Cases	Staff Cases	Outbreak Status
FORREST MANOR NURSING CENTER	WASHINGTON	58	0	0	No Recent Cases
FOUNTAIN VIEW MANOR	OKMULGEE	73	0	0	No Recent Cases
FOUNTAINS OF CANTERBURY	OKLAHOMA	31	0	0	No Recent Cases
FOUR SEASONS REHABILITATION & CARE 1	BRYAN	51	0	0	No Recent Cases
FRANCISCAN VILLA	TULSA	74	<5	0	New Cases
GARLAND ROAD NURSING AND REHABILITATION	GARFIELD	98	0	0	Recent Cases or Incomplete Data
GLENHAVEN RETIREMENT VILLAGE	GRADY	52	0	0	Recent Cases or Incomplete Data
GLENWOOD SKILLED NURSING AND THERAPY	TULSA	68	0	0	Recent Cases or Incomplete Data
GLOBAL HIGHER CALL NURSING LLC	OTTAWA	36	0	0	No Recent Cases
GOLDEN AGE NURSING HOME	LOGAN	94	<5	<5	New Cases
GOLDEN OAKS VILLAGE	GARFIELD	67	0	0	Recent Cases or Incomplete Data
GOLDEN RULE	POTTAWATOMIE	48	0	0	No Recent Cases
GORE NURSING CENTER	SEQUOYAH	41	8	<5	New Cases
GRACE SKILLED NURSING & THERAPY	CLEVELAND	87	<5	<5	New Cases
GRACE SKILLED NURSING AND THERAPY	TULSA	116	0	<5	New Cases
GRACEWOOD HEALTH & REHAB	TULSA	56	0	0	No Recent Cases
GRAN GRANS PLACE	CANADIAN	32	0	0	Recent Cases or Incomplete Data
GRANDLAKEVILLA	DELAWARE	60	0	0	Recent Cases or Incomplete Data
GREEN COUNTRY CARE CENTER	TULSA	77	0	0	Recent Cases or Incomplete Data
GREENBRIER NURSING HOME	GARFIELD	100	0	0	No Recent Cases
GREGSTON NURSING HOME, INC	STEPHENS	54	0	0	Recent Cases or Incomplete Data
GROVE NURSING CENTER	DELAWARE	52	<5	<5	New Cases
HARRAH NURSING CENTER	OKLAHOMA	63	0	0	Recent Cases or Incomplete Data
HASKELL CARE CENTER	MUSKOGEE	38	0	0	Recent Cases or Incomplete Data
HASKELL COUNTY NURSING CENTER	HASKELL	60	0	0	Recent Cases or Incomplete Data
HEARTSWORTH CENTER FOR NURSING AND REHABILITATION	CRAIG	70	0	0	Recent Cases or Incomplete Data
HEAVENER NURSING AND REHAB	LE FLORE	65	0	0	No Recent Cases
HENNESSEY NURSING AND REHAB	KINGFISHER	31	6	5	New Cases
HENRYETTA COMMUNITY SKILLED HEALTHCARE & REHAB, LLC	OKMULGEE	31	0	0	Recent Cases or Incomplete Data
HENSLEY NURSING & REHAB	BECKHAM	32	0	0	No Recent Cases
HERITAGE AT BRANDON PLACE	OKLAHOMA	65	0	0	No Recent Cases

Provider Name	County	Current Census	Resident Cases	Staff Cases	Outbreak Status
HERITAGE HILLS LIVING & REHABILITATION CENTER	PITTSBURG	59	<5	0	New Cases
HERITAGE MANOR	OKLAHOMA	52	0	0	No Recent Cases
HERITAGE PARK	OKLAHOMA	48	0	0	Recent Cases or Incomplete Data
HERITAGE SKILLED NURSING AND THERAPY	POTTAWATOMIE	63	21	6	New Cases
HERITAGE VILLA NURSING & REHABILITATION CENTER	WASHINGTON	63	0	0	Recent Cases or Incomplete Data
HERITAGE VILLAGE NURSING CENTER	HUGHES	60	0	0	Recent Cases or Incomplete Data
HIGHLAND PARK HEALTH CARE	OKMULGEE	64	0	0	No Recent Cases
HILL CREST NURSING CENTER	CLEVELAND	76	0	0	No Recent Cases
HILL NURSING HOME INC.	MCCURTAIN	32	0	<5	New Cases
HILLCREST MANOR NURSING CENTER	KAY	40	0	0	Recent Cases or Incomplete Data
HOBART NURSING & REHAB	KIOWA	33	0	0	Recent Cases or Incomplete Data
HOLIDAY HEIGHTS HEALTHCARE CENTER	CLEVELAND	40	0	0	Recent Cases or Incomplete Data
HOMESTEAD OF HUGO	CHOCTAW	49	0	0	Recent Cases or Incomplete Data
IGNITE MEDICAL RESORTS OKC	OKLAHOMA	71	0	0	No Recent Cases
JAN FRANCES CARE CENTER	PONTOTOC	38	0	0	Recent Cases or Incomplete Data
JEFFERSON COUNTY HOSPITAL-SWING BED	JEFFERSON	6	0	0	No Recent Cases
KENWOOD MANOR	GARFIELD	0	0	0	No Recent Cases
KING'S DAUGHTERS AND SONS NURSING HOME	BRYAN	48	0	0	No Recent Cases
KINGWOOD SKILLED NURSING & THERAPY	OKLAHOMA	59	6	<5	New Cases
LAKE COUNTRY NURSING CENTER	LOVE	50	0	0	Recent Cases or Incomplete Data
LAKELAND MANOR	CARTER	36	0	0	No Recent Cases
LAKEVIEW NURSING AND REHABILITATION	OKLAHOMA	50	<5	0	New Cases
LANDMARK OF MIDWEST CITY REHABILITATION AND NURSING CENTER LLC	OKLAHOMA	64	0	0	Recent Cases or Incomplete Data
LANE NURSING & VENTILATOR CARE	ROGERS	36	0	0	Recent Cases or Incomplete Data
LATIMER NURSING HOME	LATIMER	27	0	0	No Recent Cases
LEISURE VILLAGE	TULSA	74	<5	<5	New Cases
LEXINGTON NURSING HOME, INC	CLEVELAND	47	0	<5	New Cases
LINDSAY NURSING & REHAB	GARVIN	38	0	0	Recent Cases or Incomplete Data
LINWOOD VILLAGE NURSING HOME	PAYNE	38	0	0	Recent Cases or Incomplete Data

Provider Name	County	Current Census	Resident Cases	Staff Cases	Outbreak Status
MAGNOLIA CREEK SKILLED NURSING AND THERAPY	JACKSON	80	<5	0	New Cases
MANGUM SKILLED NURSING AND THERAPY	GREER	38	<5	<5	New Cases
MAPLE LAWN	BLAINE	37	<5	<5	New Cases
MAPLEWOOD CARE CENTER	TULSA	124	<5	0	New Cases
MARLOW NURSING & REHAB	STEPHENS	26	0	<5	New Cases
MCALESTER NURSING & REHAB	PITTSBURG	39	0*	0*	Recent Cases or Incomplete Data
MCLOUD NURSING CENTER 2	POTTAWATOMIE	49	0	0	No Recent Cases
MCPMAHON TOMLINSON NURSING AND REHABILITATION CENTER	COMANCHE	79	0	0	Recent Cases or Incomplete Data
MEADOWBROOK NURSING CENTER	MAYES	29	0	0	No Recent Cases
MEADOWLAKE ESTATES	CLEVELAND	110	0	0	Recent Cases or Incomplete Data
MEDICAL PARK WEST	CLEVELAND	90	0	0	Recent Cases or Incomplete Data
MEDICALODGES DEWEY	WASHINGTON	35	0	0	No Recent Cases
MEEKER NURSING CENTER	LINCOLN	38	0	0	Recent Cases or Incomplete Data
MEMORIAL HEIGHTS NURSING CENTER	MCCURTAIN	50	<5	0	New Cases
MEMORIAL NURSING CENTER	TILLMAN	22	0	0	No Recent Cases
MEMORY CARE CENTER AT EMERALD	ROGERS	58	0	0	No Recent Cases
MERIDIAN NURSING HOME	STEPHENS	34	0	0	No Recent Cases
MIAMI NURSING HOME	OKLAHOMA	60	0	0	Recent Cases or Incomplete Data
MID-DEL SKILLED NURSING AND THERAPY	OKLAHOMA	38	0	0	No Recent Cases
MITCHELL MANOR CONVALESCENT HOME LLC	PITTSBURG	63	0	0	Recent Cases or Incomplete Data
MONROE MANOR	DELAWARE	40	0	<5	New Cases
MONTEREAU	TULSA	67	0	0	Recent Cases or Incomplete Data
MONTEVISTA REHABILITATION AND SKILLED CARE	COMANCHE	90	0	0	No Recent Cases
MOORELAND HERITAGE MANOR	WOODWARD	29	0	0	No Recent Cases
MUSCOGEE (CREEK) NATION SKILLED NURSING FACILITY	OKMULGEE	5	0	0	No Recent Cases
MUSKOGEE NURSING CENTER	MUSKOGEE	36	0	0	No Recent Cases
NEW HOPE RETIREMENT AND CARE CENTER	PITTSBURG	*	0*	0*	Recent Cases or Incomplete Data
NOBLE HEALTH CARE CENTER	OKLAHOMA	90	0	0	No Recent Cases
NORTH COUNTY SENIOR LIVING	OKLAHOMA	38	0	<5	New Cases
NORTH WINDS LIVING CENTER	OKLAHOMA	21	0	0	Recent Cases or Incomplete Data

Provider Name	County	Current Census	Resident Cases	Staff Cases	Outbreak Status
NORTHWEST NURSING CENTER LLC	OKLAHOMA	57	0	0	No Recent Cases
NOWATA NURSING CENTER, INC	NOWATA	30	0	0	Recent Cases or Incomplete Data
OAK HILLS CARE CENTER	OKLAHOMA	97	0	0	Recent Cases or Incomplete Data
OAK RIDGE NURSING CENTER	BRYAN	49	<5	<5	New Cases
OK 4 FT. GIBSON OPCO, LLC DBA FORT GIBSON NURSING HOME	MUSKOGEE	43	0	<5	New Cases
OKEMAH CARE CENTER	OKFUSKEE	40	0	0	Recent Cases or Incomplete Data
OKLAHOMA MEMORY CARE INSTITUTE	OKLAHOMA	11	0	0	No Recent Cases
OKLAHOMA METHODIST MANOR	TULSA	54	<5	<5	New Cases
OKLAHOMA STATE UNIVERSITY MEDICAL CENTER SKILLED NURSING FACILITY	TULSA	*	0*	0*	Recent Cases or Incomplete Data
OSAGE NURSING HOME	NOWATA	27	0	0	No Recent Cases
PARK PLACE HEALTHCARE AND REHAB	OKLAHOMA	*	1*	0*	New Cases
PARKHILL NORTH NURSING HOME	MAYES	39	5	<5	New Cases
PARKLAND MANOR LIVING CENTER	OKLAHOMA	19	<5	0	New Cases
PAULS VALLEY CARE CNTR	OKLAHOMA	24	0	0	No Recent Cases
PERRY GREEN VALLEY NURSING CENTER, LLC	NOBLE	51	0	0	Recent Cases or Incomplete Data
PLEASANT VALLEY HEALTH CARE CENTER	MUSKOGEE	68	0	0	No Recent Cases
POCOLA HEALTH AND REHAB	LE FLORE	40	0	0	Recent Cases or Incomplete Data
PONCA CITY NURSING AND REHAB	KAY	72	<5	<5	New Cases
PURCELL CARE CENTER	MCCLAIN	27	0	0	No Recent Cases
QUAIL RIDGE LIVING CENTER	DELAWARE	69	0	0	Recent Cases or Incomplete Data
RAINBOW HEALTH CARE	CREEK	74	0	0	No Recent Cases
RAINBOW TERRACE CARE CENTER	OKFUSKEE	28	0	0	No Recent Cases
RANCH TERRACE NURSING HOME	CREEK	36	<5	0	New Cases
RANCHWOOD NURSING CENTER	CANADIAN	118	0	0	No Recent Cases
RIVER OAKS	CANADIAN	74	<5	0	New Cases
RIVER VALLEY SKILLED NURSING AND THERAPY	CUSTER	54	0	<5	New Cases
RIVERSIDE HEALTH SERVICES, LLC	LE FLORE	34	0	0	No Recent Cases
ROLLING HILLS CARE CENTER	ROGERS	52	0	0	No Recent Cases
RUTH WILSON HURLEY MANOR	COAL	40	0	<5	New Cases
SAINT SIMEON'S SENIOR LIVING	TULSA	*	0*	0*	Recent Cases or Incomplete Data
SAND SPRINGS NURSING AND REHAB	TULSA	48	0	0	Recent Cases or Incomplete Data

Provider Name	County	Current Census	Resident Cases	Staff Cases	Outbreak Status
SEILING NURSING CENTER	OKLAHOMA	22	0	0	No Recent Cases
SEMINOLE CARE AND REHAB	SEMINOLE	90	<5	<5	New Cases
SEMINOLE NURSING HOME INC, DBA SEMINOLE PIONEER NURSING HOME	SEMINOLE	42	0	0	Recent Cases or Incomplete Data
SENIOR SUITES	TULSA	*	0*	0*	Recent Cases or Incomplete Data
SENIOR VILLAGE HEALTHCARE CENTER	MCCLAIN	38	0	0	Recent Cases or Incomplete Data
SEQUOYAH EAST NURSING CENTER	SEQUOYAH	46	0	0	No Recent Cases
SEQUOYAH MANOR LLC	SEQUOYAH	64	0	0	No Recent Cases
SEQUOYAH POINTE LIVING CENTER	ROGERS	50	0	0	Recent Cases or Incomplete Data
SEQUOYAH POINTE SKILLED NURSING AND THERAPY	CHEROKEE	56	0	0	Recent Cases or Incomplete Data
SHADY REST CARE CENTER	MAYES	28	0	0	No Recent Cases
SHANOAN SPRINGS NURSING AND REHAB	GRADY	53	<5	<5	New Cases
SHARE CONVALESCENT HOME	WOODS	39	0	0	Recent Cases or Incomplete Data
SHATTUCK NURSING CENTER	ELLIS	40	0	0	Recent Cases or Incomplete Data
SHAWN MANOR	KAY	31	0	0	No Recent Cases
SHAWNEE CARE CENTER	POTTAWATOMIE	53	<5	<5	New Cases
SHAWNEE COLONIAL ESTATES	POTTAWATOMIE	76	0	0	Recent Cases or Incomplete Data
SHERWOOD MANOR NURSING HOME	TULSA	*	0*	0*	Recent Cases or Incomplete Data
SIENNA EXTENDED CARE & REHAB	OKLAHOMA	*	0*	0*	Recent Cases or Incomplete Data
SKIATOOK NURSING HOME, LLC	OSAGE	34	0	0	No Recent Cases
SKYVIEW NURSING CENTER	OKLAHOMA	33	0	0	No Recent Cases
SOUTH PARK EAST	OKLAHOMA	29	0	0	No Recent Cases
SOUTH POINTE REHAB	OKLAHOMA	151	<5	<5	New Cases
SOUTHBROOK HEALTHCARE	CARTER	45	0	0	No Recent Cases
SOUTHERN HILLS REHABILITATION CENTER	TULSA	60	0	0	Recent Cases or Incomplete Data
SOUTHERN OAKS CARE CENTER	OKLAHOMA	30	0	0	No Recent Cases
SOUTHERN POINTE LIVING CENTER	OKLAHOMA	38	0	0	No Recent Cases
SPANISH COVE HOUSING AUTHORITY	CANADIAN	44	0	0	Recent Cases or Incomplete Data
SPIRO NURSING HOME	LE FLORE	57	0	0	Recent Cases or Incomplete Data
ST. ANNS SKILLED NURSING AND THERAPY	OKLAHOMA	99	0	0	Recent Cases or Incomplete Data
STILLWATER SKILLED NURSING AND THERAPY	PAYNE	69	0	0	Recent Cases or Incomplete Data
STILWELL NURSING HOME, LLC	ADAIR	52	0	0	Recent Cases or Incomplete Data
STROUD HEALTH CARE CENTER SOUTH	LINCOLN	51	<5	0	New Cases

Provider Name	County	Current Census	Resident Cases	Staff Cases	Outbreak Status
SUMMERS HEALTHCARE	BLAINE	24	0	0	Recent Cases or Incomplete Data
SUNSET ESTATES OF PURCELL	MCCLAIN	43	0	<5	New Cases
TALIHINA MANOR	LE FLORE	26	0	0	Recent Cases or Incomplete Data
TALIHINA VETERANS CENTER	OKLAHOMA	*	0*	0*	Recent Cases or Incomplete Data
TEMPLE MANOR NURSING HOME	COTTON	32	0	0	No Recent Cases
THE AMBASSADOR SKILLED NURSING AND THERAPY	TULSA	111	<5	0	New Cases
THE COMMONS	GARFIELD	*	0*	0*	Recent Cases or Incomplete Data
THE COTTAGE AT WOODLAND HILLS	TULSA	80	0	0	No Recent Cases
THE FAIRMONT SKILLED NURSING AND THERAPY	OKLAHOMA	100	0	0	Recent Cases or Incomplete Data
THE GARDENS	CREEK	45	0	0	No Recent Cases
THE GRAND AT BETHANY	OKLAHOMA	96	0	0	Recent Cases or Incomplete Data
THE HIGHLANDS AT OWASSO	TULSA	86	0	0	No Recent Cases
THE LAKES	OKLAHOMA	51	0	0	Recent Cases or Incomplete Data
THE LIVING CENTER	GARFIELD	*	0*	0*	Recent Cases or Incomplete Data
THE LODGE AT BROOKLINE	OKLAHOMA	39	0	0	No Recent Cases
THE OAKS HEALTHCARE CENTER - POTEAU, LLC	LE FLORE	*	1*	0*	New Cases
THE REGENCY SKILLED NURSING AND THERAPY	POTTAWATOMIE	95	0	0	Recent Cases or Incomplete Data
THE SPRINGS SKILLED NURSING AND THERAPY	MUSKOGEE	91	0	0	Recent Cases or Incomplete Data
THE TIMBERS SKILLED NURSING & THERAPY	OKLAHOMA	87	7	<5	New Cases
THE VILLAGE HEALTH CARE CENTER	TULSA	47	0	0	No Recent Cases
THE VILLAGES AT SOUTHERN HILLS	TULSA	98	<5	0	New Cases
THE WILSHIRE SKILLED NURSING AND THERAPY	OKLAHOMA	31	0	0	No Recent Cases
THE WOLFE LIVING CENTER	OKLAHOMA	35	0	0	No Recent Cases
THE WOODLANDS SKILLED NURSING AND THERAPY	OKMULGEE	28	0	0	Recent Cases or Incomplete Data
TIDWELL LIVING CENTER	LATIMER	33	0	0	Recent Cases or Incomplete Data
TOWN OF VICI NURSING HOME	DEWEY	39	0	<5	New Cases
TULSA NURSING CENTER	TULSA	101	<5	0	New Cases
TUSCANY VILLAGE NURSING CENTER	OKLAHOMA	117	0	0	Recent Cases or Incomplete Data
TUTTLE CARE CENTER LLC	GRADY	38	0	0	Recent Cases or Incomplete Data

Provider Name	County	Current Census	Resident Cases	Staff Cases	Outbreak Status
UNIVERSITY PARK SKILLED NURSING AND THERAPY MEMORY CARE	CHEROKEE	64	<5	<5	New Cases
UNIVERSITY VILLAGE	TULSA	70	0	0	Recent Cases or Incomplete Data
VIA CHRISTI VILLAGE PONCA CITY	KAY	55	<5	<5	New Cases
VIAN NURSING & REHAB	SEQUOYAH	43	0	0	No Recent Cases
WAGONER HEALTH & REHAB	WAGONER	24	0	0	No Recent Cases
WALNUT GROVE LIVING CENTER	PITTSBURG	65	<5	<5	New Cases
WARR ACRES NURSING CENTER	OKLAHOMA	41	0	0	No Recent Cases
WASHITA VALLEY LIVING CENTER	GARVIN	42	0	0	Recent Cases or Incomplete Data
WESTBROOK HEALTHCARE	JEFFERSON	30	0	0	No Recent Cases
WESTERN SKILLED NURSING	HARPER	27	0	0	No Recent Cases
WESTHAVEN NURSING AND REHAB	PAYNE	59	0	<5	New Cases
WEWOKA HEALTHCARE NURSING CENTER	SEMINOLE	34	0	0	Recent Cases or Incomplete Data
WHISPERING OAKS	OKLAHOMA	10	0	0	No Recent Cases
WILDEWOOD SKILLED NURSING AND THERAPY	OKLAHOMA	62	0	0	No Recent Cases
WILKINS HEALTH & REHABILITATION COMMUNITY	STEPHENS	103	0	0	Recent Cases or Incomplete Data
WILLOW CREEK HEALTH CARE	LOGAN	51	0	0	Recent Cases or Incomplete Data
WILLOW HAVEN NURSING HOME	KAY	28	0	0	No Recent Cases
WILLOW PARK HEALTHCARE	COMANCHE	64	0	0	Recent Cases or Incomplete Data
WILSON NURSING CENTER	JEFFERSON	26	0	0	No Recent Cases
WINDRIDGE NURSING AND REHABILITATION CENTER	OKLAHOMA	31	0	0	No Recent Cases
WINDSOR HILLS NURSING CENTER	OKLAHOMA	64	8	<5	New Cases
WOODVIEW HOME	CARTER	36	0	0	No Recent Cases
WOODWARD SKILLED NURSING AND THERAPY	WOODWARD	57	0	0	Recent Cases or Incomplete Data
YORK MANOR NURSING CENTER	MUSKOGEE	43	0	0	Recent Cases or Incomplete Data
ZARROW POINTE	TULSA	58	0	0	Recent Cases or Incomplete Data

Notes: Data from NHSN COVID19 Spreadsheet Weekending 06Mar22

*Facility did not report data/had missing data for 1 or more weeks

Outbreak Status Definitions:

New Cases (also known as Outbreak Testing): At least one staff or resident case in the last 2 weeks

Recent Cases or Incomplete Data (also known as Intermediate): At least one staff or resident case in the past 4 weeks or data not reported for at least one week in the past 4 weeks

No Recent Cases (also known as COVID Clear): 0 staff or resident cases in the past 4 weeks. Facility must report data for all 4 weeks.

ACKNOWLEDGEMENT

The weekly report is made possible through the efforts of county and city public health and healthcare professionals.

NOTES

Every effort is made to ensure accuracy and the data is up-to-date for the time period reported.

DISCLAIMER

The purpose of publishing aggregated statistical COVID-19 data through the OSDH Dashboard, the Executive Order Report, and the Weekly Epidemiology and Surveillance Report is to support the needs of the general public in receiving important and necessary information regarding the state of the health and safety of the citizens of Oklahoma. These resources may be used only for statistical purposes and may not be used in any way that would determine the identity of any reported cases.