

# CSAC



CALIFORNIA  
**STUDENT AID**  
COMMISSION

## Update on 2024-25 Better FAFSA and CADAA

### COMMISSION MEETING

### JUNE 27, 2024



CALIFORNIA  
**STUDENT AID**  
COMMISSION

CA Student Aid Commission

Update on 2024-25 Better FAFSA and CADAA Presentation Presented on June 27, 2024

# AGENDA



- 1 BETTER FAFSA UPDATE
- 2 BETTER CADAA UPDATE
- 3 CADAA OPTION FOR MIXED STATUS FAMILIES
- 4 2025-26 UPDATE
- 5 FAFSA/CADAA SUBMISSION TRENDS

# BETTER FAFSA UPDATE



# BETTER FAFSA: Timeline

MAR

- MAR 4-11: FSA releases small batches of ISIRs to limited and selected schools, including CSAC.
- MAR 12: FSA releases 9-step temporary workaround for non-SSN contributors to complete FAFSA. Non-SSN contributors unable to use IRS FA-DDX to import tax info.
- MAR 13: FSA begins sending larger ISIR batches to all schools and state agencies.
- MAR 14-24: Schools begin to report data discrepancies and high number of “unsub only” students

APR

- APR 11: FSA updates several specification volumes to fix errors (technical specifications)
- APR 15: Student-level FAFSA corrections are enabled
- APR 17: FSA begins processing records with discrepant data - resolving 5 issues
- APR 30: FSA suspends identity validation process to allow non-SSN contributors to access FAFSA. IRS FA-DDX is still not functional. Tax information needs to be added manually.

MAY

- MAY 22: FSA makes additional updates to several specification volumes

JUN

- School-level corrections – end of June
- Paper FAFSA processing – end of June





# Impacts to California

---

## Delayed processing of initial Cal Grant awards

- Normally run in November
- 24/25 = early May 2024
- Initial run yielded 116,354 preliminary awards
- Additional ~16,000 awards by May 15 intent to enroll deadline

## Decrease in FAFSA submissions (class of 2024)

- Approx. 13% decrease nationwide
- All 50 states are seeing a decrease (between 1% –21%)

## College financial aid award letters delayed

- Difficult to make informed decisions
- Colleges unable to make corrections until late -June 2024
- Uncertainty (change in financial aid package?)

## Enrollment declines?

- Long term impacts?
- If yes, how long to recover losses?



# BETTER CADAA UPDATE



# BETTER CADAA: Timeline

MAR

- MAR 25: state priority deadline extended from April 2 to May 2

APR

- APR 9: CADAA opened for first-time FAFSA filers from mixed status families
- APR 15: Cal ISIR records delivered to campuses

MAY

- MAY 1: CADAA opened for continuing/existing FAFSA filers from mixed status families
- MAY 2: state priority deadline

JUN

- JUN 7: Release of “AB 540 Affidavit” search screen in WebGrants
- JUN 10: CADAA specifications updated to account for FSA update from April/May 2024
- JUN 22: Cal ISIR records reprocessed and delivered to campuses

## REMAINING DELIVERABLES (IN PROGRESS)

- AB 540 School Report
- AB 540 affidavit for students, attached to CADAA Submission Summary
- CADAA College-level corrections
- Processing of paper CADAA applications



# CADAA OPTION

## MIXED STATUS FAMILIES



CALIFORNIA  
STUDENT AID  
COMMISSION

CA Student Aid Commission

Update on 2024-25 Better FAFSA and CADAA Presentation Presented on June 27, 2024





## RECAP: FSA ID CREATION

---

Non-SSN contributors can apply and receive a StudentAid.gov account (aka: FSA ID)

- ❑ Contributors are presented with knowledge-based verification questions via TransUnion match.
  - ✓ If successful – FSA ID is authenticated and available to use immediately
  - ✓ If unsuccessful – case # automatically assigned, manual ID verification required (Attestation Form, submission of ID documents)





## FSA ID CREATION: CURRENT STATUS

---

Very few contributors without SSN have been able to confirm their identity, receive FSA ID

- Knowledge-based verification questions may not appear, leading to manual identity verification
- FSAIC contact center, experiencing long wait times, disconnected calls
- Delays in processing manual verification documents
- Expired documents not accepted for identity verification

U.S. Dept of Education: released [multi-step](#) “workaround”



# CSAC Response

## Created CADAA Pathway for FAFSA filers

- Target population = students with non -SSN contributors
- April 9, 2024
  - CADAA opened to High School students
  - Approx. 2,700 applications to date
- May 1, 2024
  - CADAA opened to Continuing Students
  - Approx. 470 applications to date

## Benefits

- Alternative pathway for students to submit a financial aid application by state priority deadline
- Allows students to be considered for Cal Grant Entitlement awards and Middle-Class Scholarship
- Generate a Student Aid Index (SAI)
  - Shared with colleges the student selects
  - Colleges may utilize info to provide “estimated” financial aid package
  - Provides some useful information for students and families as they make college enrollment decisions

# ONGOING OUTREACH CAMPAIGNS

---

## Targeted Outreach Campaigns

- On-time applicants with Rejected FAFSA/CADAA
  - Reassurance:** deadline was met
  - Next step:** review FAFSA/CADAA for errors
- CADAA filers with nonSSN FAFSA contributors
  - Clarity:** what it means to have filed a CADAA
  - Guidance:** StudentAid.gov account creation workaround
  - Next step:** finish FAFSA to maximize financial aid consideration
- GPA on file but missing FAFSA/CADAA
  - Identify issue:** missing FAFSA/CADAA
  - Next step:** submit FAFSA/CADAA
  - Inform:** Cal Grant appeals process



# 2025-26 UPDATE

# WHAT WE KNOW



## Public Comment Period

- Bypassed for 25/26
- Intent: Fast -track approval process
- Downside: does not allow public to provide input/feedback



## Preliminary 25/26 documents

- No documents have been released by FSA
- No substantive changes for 25/26
- FSA will continue to focus on user experience




## Listening sessions with FSA

- Weekly listening sessions
- Provide input on supports for students, families, institutions
- Identify pain points to address for 25/26



## 25/26 Launch Date

- October 1<sup>st</sup> launch?
- No official announcement from FSA
- “Working towards” an October 1<sup>st</sup> launch
- No further updates since [June 17](#) electronic announcement



# FAFSA/CADAA Submission Trends



## Year Over Year FAFSA & CADAA Submission Trends

	2024-25	2023-24	2022-23	Annual Change	% change Annual	% change 2 yr
All Applicants	1,347,667	1,573,739	1,534,686	-226,072	-16.8	-13.9
High School Seniors	319,959	388,816	347,738	-68,857	-21.5	-8.7
Dream Act Applicants	22,711	27,459	29,569	-4,748	-20.9	-30.2
*Year over year change as of May 2nd						



## All Applications by Age

Age	2024-25	2023-24	2022-23	Annual Change	% change Annual	% change 2 yr
17 & under	3,756	4,301	3,655	-545	-14.5	2.7
18-19	433,429	495,992	450,511	-62,563	-14.4	-3.9
20-24	482,596	553,682	558,884	-71,086	-14.7	-15.8
25-29	178,878	214,766	222,470	-35,888	-20.1	-24.4
>= 30	249,008	304,998	299,166	-55,990	-22.5	-20.1

\*change as of May 2nd

## All Applications by SAI/EFC

SAI/EFC	2024-25	2023-24	2022-23	Annual Change	% change Annual	% change 2 yr
0 (to -1500)	695,540	604,249	578,461	91,291	13.1	16.8
1-5k	150,605	366,854	371,884	-216,249	-143.6	-146.9
5k-10k	82,597	149,467	147,241	-66,870	-81.0	-78.3
10k-25k	131,585	197,895	195,969	-66,310	-50.4	-48.9
OVR 25k	213,293	213,295	203,419	-2	0.0	4.6

\*change as of May 2nd

## Total Undergrad Applications by Segment

Segment	2024-25	2023-24	2022-23	Annual Change	% change Annual	% change 2 yr
CCC	461,168	565,772	525,212	-104,604	-22.7	-13.9
CSU	306,235	326,251	332,941	-20,016	-6.5	-8.7
UC	155,366	165,356	165,865	-9,990	-6.4	-6.8
FOR-PROF	37,846	54,261	50,632	-16,415	-43.4	-33.8
PRIV-IND	70,433	76,902	76,195	-6,469	-9.2	-8.2

\*change as of May 2<sup>nd</sup>. Segment determined using 'School of most likely attendance'

## First year applications by Segment

Segment	2024-25	2023-24	2022-23	Annual Change	% change Annual	% change 2 yr
CCC	129,886	177,993	149,301	-48,107	-37.0	-14.9
CSU	74,778	75,348	69,705	-570	-0.8	6.8
UC	45,627	53,898	51,507	-8,271	-18.1	-12.9
FOR-PROF	2,963	5,458	4,826	-2,495	-84.2	-62.9
PRIV-IND	22,095	23,611	21,695	-1,516	-6.9	1.8

\*change as of May 2<sup>nd</sup>. Segment determined using 'School of most likely attendance'

## Year Over Year FAFSA & CADAA Submissions (on-time comparison)

	2024-25 (May 2)	2023-24 (March 2)	2022-23 (April 1)	Annual Change	% change Annual	% change 2 yr
All Applicants	1,347,667	1,329,286	1,418,252	18,381	1.4	-5.0
High School Seniors	319,959	360,247	336,739	-40,288	-11.2	-5.0
Dream Act Applicants	22,711	24,709	28,396	-1,998	-8.1	-20.0
*change as of May 2 <sup>nd</sup> compared to previous year actual deadlines						

## Year Over Year FAFSA & CADAA Submissions (to date)

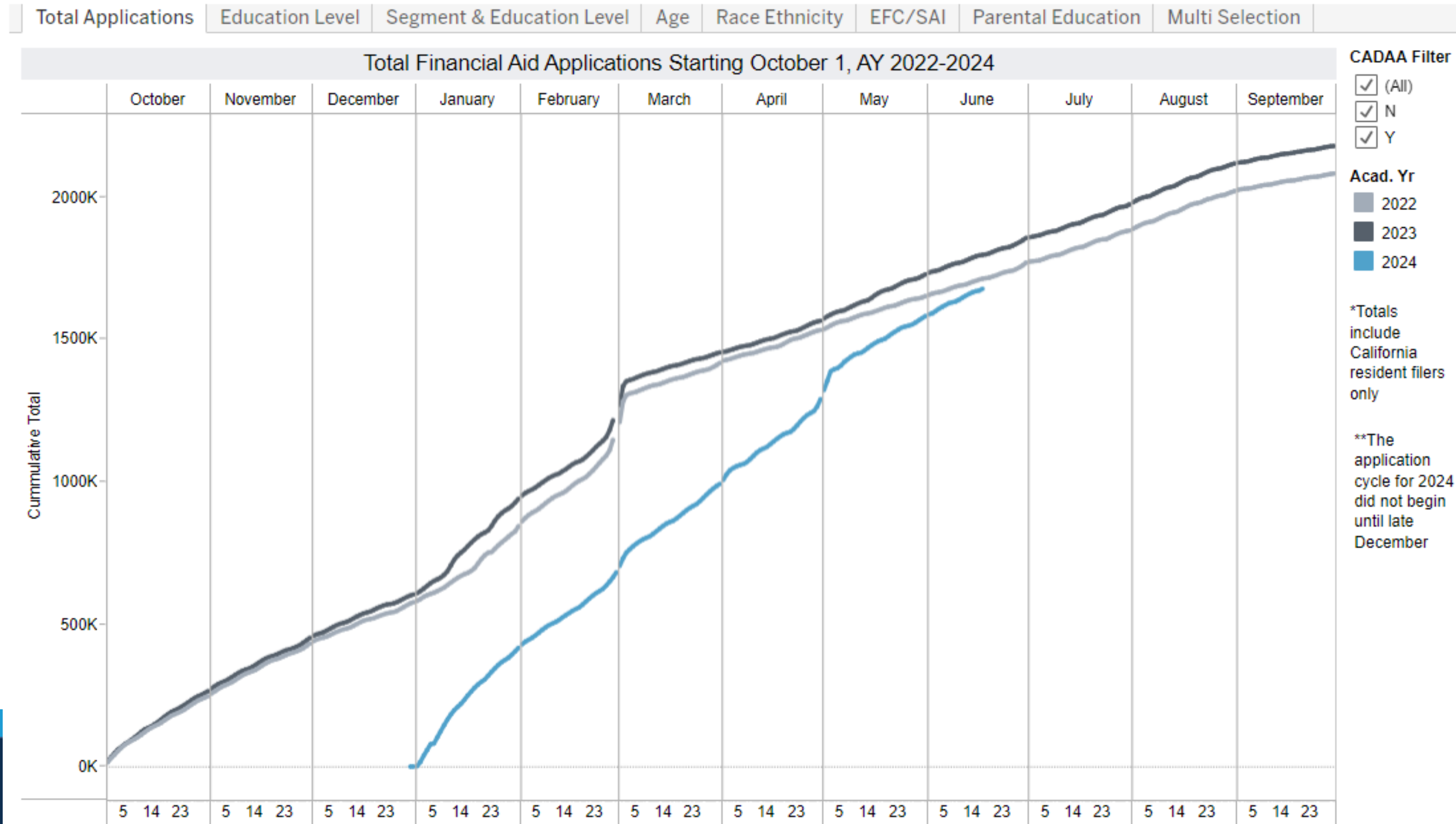
	2024-25	2023-24	2022-23	Annual Change	% change Annual	% change 2 yr
All Applicants	1,685,359	1,799,659	1,713,182	-114,300	-6.8	-1.7
High School Seniors	361,108	410,735	364,968	-49,627	-13.7	-1.1
Dream Act Applicants	25,577	30,194	31,775	-4,617	-18.1	-24.2
*Year over year change as of June 20th						

## Total Undergrad Applications by Segment (to date)

Segment	2024-25	2023-24	2022-23	Annual Change	% change Annual	% change 2 yr
CCC	631,933	677,836	609,418	-45,903	-7.3	3.6
CSU	342,440	348,213	349,499	-5,773	-1.7	-2.1
UC	167,016	171,040	169,771	-4,024	-2.4	-1.6
FOR-PROF	52,441	64,143	58,943	-11,702	-22.3	-12.4
PRIV-IND	82,554	84,537	81,974	-1,983	-2.4	0.7

\*change as of June 20th. Segment determined using 'School of most likely attendance'

# Year Over Year FAFSA & CADAA Submissions (to date)





## FAFSA & CADAA Submission Trend Summary

- As of May 2<sup>nd</sup> deadline overall FAFSA/CADAA applications are down year over year and over two year period
- Applications from high school seniors are down year over year across all higher education segments.
- Largest declines at for-profits and CCC (but CCC declines have been shrinking).
- Dream Act applications are down year over year (multi year trend)
- ‘On time’ applications were up compared to last year’s deadline
- Applications to date (June) are still down but YoY gap has been decreasing. Close to where we were in 2022

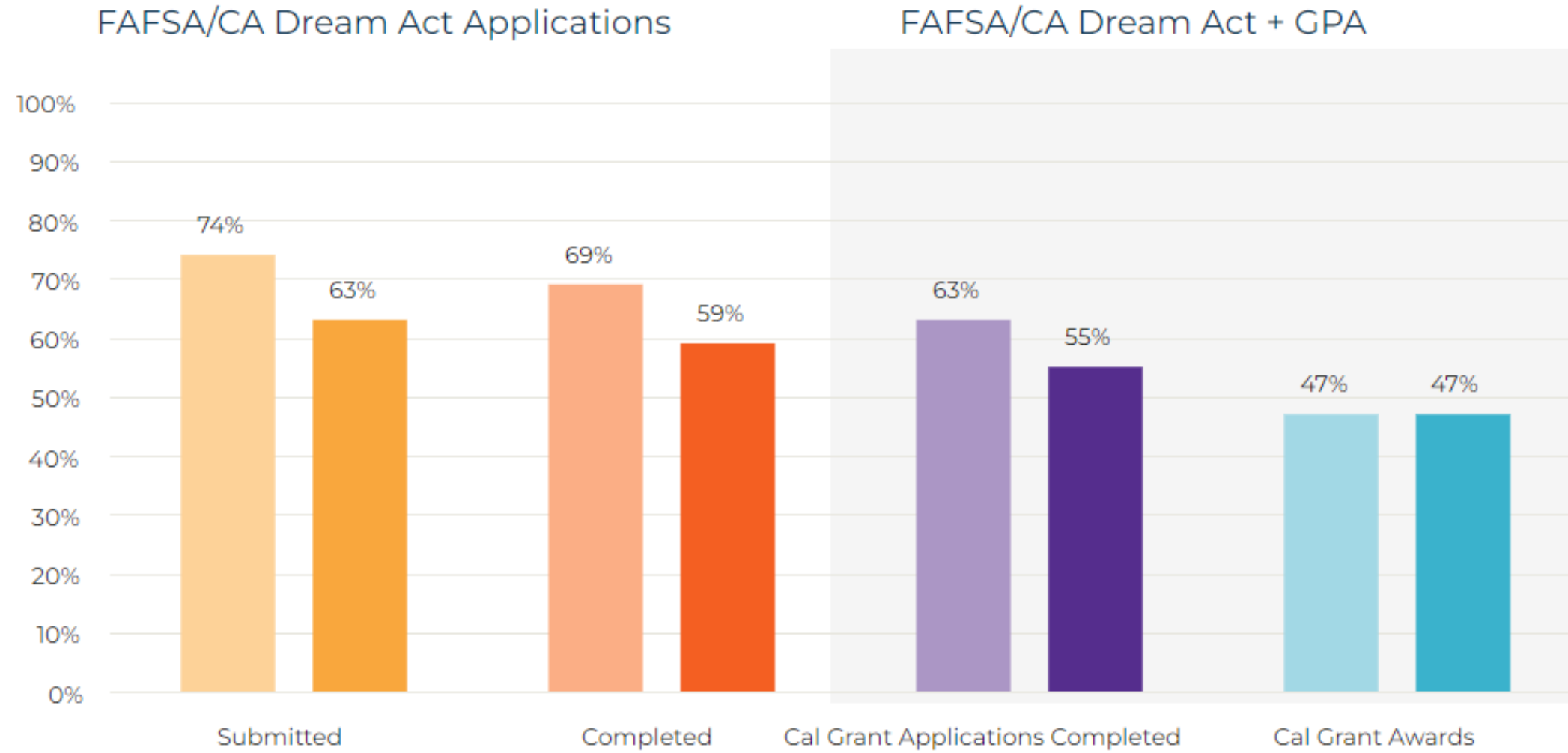
## Mixed Status Family (MSF) Applications by Dependency Status

MSF Applications - Dependent						
		UC	CSU	CCC	Private	Total
FAFSA	New	2,632	7,456	10,932	1,165	22,185
	Renewal	6,419	14,440	11,891	2,265	35,015
CADAA	New	219	770	1,426	103	2,518
	Renewal	51	96	204	21	372
MSF Applications - Independent						
		UC	CSU	CCC	Private	Total
FAFSA	New	0	0	0	0	0
	Renewal	0	0	0	0	0
CADAA	New	10	19	121	9	159
	Renewal	2	14	75	8	99

# Race to Submit Update

Class of 2024    Class of 2023    **Both 2023 & 2024**

**RACE TO  
SUBMIT**  
MISSION TO FAFSA AND  
CA DREAM ACT SUBMISSION



California Public High Schools	Enrollment	Submitted	Completed	Cal Grant Applications	Cal Grant Awards
2023	466,682	349,536	322,522	296,525	141,088
2024	473,466	302,335	281,515	260,608	122,492

# National Comparison (National College Attainment Network FAFSA Tracker Dashboard)



HS Class of 2024 FAFSA Completion Through 5/31, By State, % Change in FAFSA Completions by % of Seniors Completing (Size Weight: # of FAFSAs Completed)

