

Direct Deposit at UC San Diego

▶ What is Direct Deposit?

Direct deposit is a method of payment that electronically transfers funds to your checking or savings account. Direct deposit can be used to receive various types of credit refunds, including:

- Financial aid overpayments
- Cash or check overpayments
- Stipends
- Housing overpayments

▶ Why should I enroll?:

Fast

Receive funds within 2-3 business days of transfer

Secure

Refunds are issued directly to your bank account

Green

Join UC San Diego's sustainability initiative!

▶ How do I enroll?

1 | Log into Tritonlink

Log into your Tritonlink account and select the "Students Direct Deposit" option under the Financial Tools tab.

2 | Enter your banking information


First, specify the account type- only a personal checking or savings account can be used. Enter both the bank account and routing numbers where indicated.

3 | Account verification

Direct deposit account verification typically takes 10-12 business days to complete. During this process, the account status will display as "Pending" - once verified, the status will change to "Active."


▶ Troubleshooting Tips

Why is my direct deposit account not verified?




Wrong account number

Do not use a debit card number. Utilize the account number on your bank statements.



Joint account

Joint accounts cannot be used with our direct deposit. It must be a sole personal checking or savings account.



Closed account

Ensure that the account information is up-to-date. Closed or suspended accounts will not be verified.



Banking institution

Certain banks do not accept direct deposit transfers. Please contact your bank directly if verification issues persist.

Connect with Us

Student Financial Solutions



858-822-4727



studentbusiness@ucsd.edu



Student Services Center, Suite 355