

# Juvenile Delinquency Court Overview

Superior Court of Arizona in Maricopa County | Juvenile Department

## What is an advisory hearing and what happens at the hearing?

The advisory hearing is the first hearing held after a petition is filed alleging a juvenile has broken the law. The judge will inform the juvenile of the charges pending against them, and the juvenile will decide how to proceed with their case (take responsibility, explore plea options with the prosecutor, or set a trial). The judge will also decide if the juvenile can safely remain in the community or needs to be held in detention. The juvenile and at least one parent/guardian are required to attend the hearing.

## Will anyone contact me? How do I get an attorney?

A juvenile probation officer may contact you prior to the hearing. A court-appointed attorney will contact you before the hearing and will be available in-person before the advisory hearing, or you may hire private counsel of your choosing. If you hire an attorney, you should consult with the attorney before the hearing. Your attorney will explain the court process and provide advice about your options.

## If work or school make it hard for me to attend an in-person hearing, can I request a virtual hearing?

If coming to the courthouse for the advisory hearing will be difficult for you, the court can consider requests for virtual hearings with remote appearances. If you would like to request a virtual hearing, please contact the Office of the Public Advocate at 602-372-2815 for the Southeast Juvenile Court Center (Mesa) or 602-372-9560 for the Durango Juvenile Court Center (Phoenix). You may also contact the Juvenile Department at 602-506-4533 or [juveniledept@jbazmc.maricopa.gov](mailto:juveniledept@jbazmc.maricopa.gov) for general questions or to be directed to assigned judge's staff. For all virtual hearings, it is preferred that you appear on video for the hearing. The court uses the Microsoft Teams platform, and a link will be provided to you before the hearing. Please be in a quiet space and dress as you would for an in-person hearing.

## How long will I be at the courthouse?

You should expect to be at court for about two hours. You should arrive at least 45 minutes before the hearing time so you can speak with your attorney and prepare for the hearing. The hearing before the judge will take about 15 minutes once started. Following the hearing, you must go to the Juvenile Probation Department Court Liaison's Office to meet with a Juvenile Probation Officer. These offices are located at both the Southeast Juvenile Court Center (Mesa) and Durango Juvenile Court Center (Phoenix).

## What should I wear to the hearing?

This is a formal court hearing. Professional dress is encouraged. Please try to avoid jeans or casual clothes if you can. However, if you do not have access to professional dress, you can wear school or workplace dress.

## What should I bring to the hearing?

Please bring the following documents with you when you come to Court:

- Juvenile's identification, birth certificate, medical insurance card, and social security number
- Parent/guardian identification and social security number
- Proof of income and family size (if needed assistance paying for an attorney)

Please be prepared to discuss or show:

- School information (report cards, attendance records, school counselor contact information).
- Information related to social services, medical or behavioral health treatment, disabilities, etc.
- Child's work history, if any (current employer, proof of employment)
- Any other information that you think would be helpful to understand the child's behavior
- Information about any court cases in any court anywhere that involve the child

## What if I need an interpreter or an accommodation for a disability?

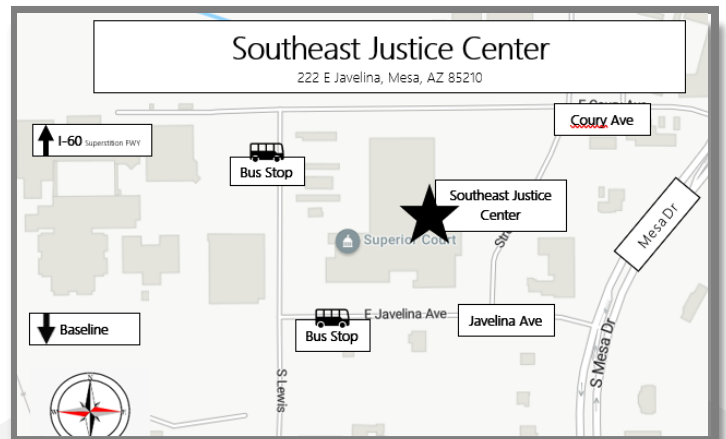
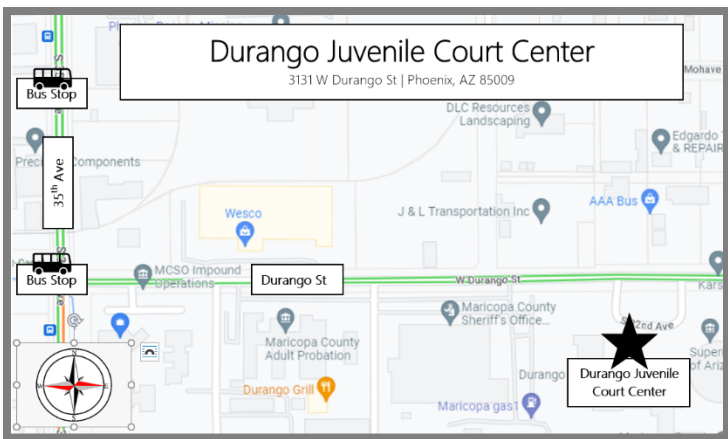
If an interpreter or an accommodation for a disability is required for any party, please notify the Court at least 7 days before the hearing by calling 602-506-4533, Option 2 to reach the assigned Judicial Officer's staff.

## What happens after the hearing?

Additional hearings may be set, if needed. You will be given information about any future hearings before you leave the courtroom. Directly following the hearing, you must go to the Juvenile Probation Department Court Liaison's Office. It's important the court and probation have current contact information, including phone numbers, address, and email address.

## Where is the hearing?

You can find the location of your hearing on the Notice to Appear at Advisory Hearing that came with this packet. A map of each court facility is shown below.



## Contacts



**Juvenile Department**  
602.506.4533  
juveniledpt@jbazmc.maricopa.gov



**Juvenile Probation Department**  
Durango: 602.506.4011  
Southeast: 602.506.2619



**Maricopa County Public Defense Services**  
602.506.7228



**Maricopa County Office of the Public Advocate**  
Durango: 602.372.2815  
Southeast: 602.372.9560



**Maricopa County Attorney's Office**  
602.506.3411

## Resources



**A Look at Juvenile Court**  
Video



**Juvenile Court: Process & Rights**  
Video

# THE COURT PROCESS


Your Judge makes all final decisions in Juvenile Court. Below is an overview of how the Court Process flows in terms of "what happens next".

## STEP ONE: ADVISORY HEARING

Before the Advisory Hearing, you will meet your Attorney who will help you with your charges. Your Attorney will then appear with you at the Advisory Hearing and talk to the Judge on your behalf. The Advisory Hearing is the first step in the court process and is where the Judge will inform you of the charges pending against you and decide if you, the Juvenile, will be detained or released. Both options would be pending Adjudication.



**RELEASED**




**DETAINED**

## STEP TWO: ADJUDICATION HEARING (ADJUDICATION OR PLEA)

This is where the County Attorney must prove beyond a reasonable doubt that you committed the crime that you're being charged with.

### ADJUDICATION

Adjudication is where your Judge will listen to the evidence including listening to witness testimony, then the Judge will decide if you are guilty (responsible) or not.



### PLEA (ADMITTING GUILT)

Plea is where you will accept and sign the agreement that provides your potential consequences for your offense and will proceed to the Disposition Hearing.



### NOT GUILTY/CASE DISMISSED

If your Judge finds you, the Juvenile, are not guilty (not responsible), or dismisses the case, you are free to go and the Court Process stops here.



OR



### GUILTY

If your Judge finds you are guilty (responsible), the Judge will set a Disposition Hearing (see below).



## STEP THREE: DISPOSITION HEARING (SENTENCING)

This hearing is where your Judge will hear the County Attorney, the Defense Attorney, and your Juvenile Probation Officer's recommendations for your consequences. Your Judge will then make a decision based on the charge, the law, and your social history. From here, the Judge will assign your consequences, supervision, and services to assist with positive behavior change.

### TYPES OF CONSEQUENCES:

Probation, Detention, Counseling/Treatment, Fines/Restitution, Electronic Monitoring, Community Service, Commit To ADJC

**FOR MORE INFORMATION, INCLUDING MORE DETAILS ABOUT THE COURT PROCESS, PLEASE SEE THE MARICOPA COUNTY JUVENILE PROBATION HANDBOOK: FOR YOUTH & FAMILY (SCAN THE QR CODE ON THIS PAGE OR REQUEST A PHYSICAL COPY THROUGH YOUR JUVENILE PROBATION OFFICER)**

