

Maricopa County Juvenile Probation Handbook: For Youth & Family



Vision:

We envision a future where all youth are connected to the community, contributing members of society and accountable for their behavior.



Handbook **CONTENTS**



Parent & Guardian Support

Page 5

Juvenile Justice Roadmap: Understanding Diversion, Detention, & Probation

Pages 6-13

The Court Process: Hearing Definitions & Tips for Courtroom Success

Pages 14 -16

Fines, Fees, & Restitution

Page 17

Assessment & Case Plan Information

Page 18

Frequently Asked Questions & Answers

Page 19

Community Resources for Youth & Family

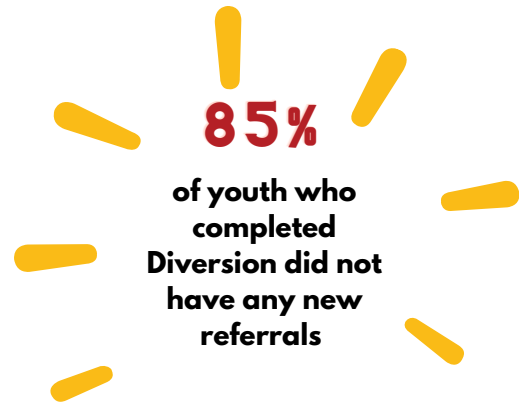
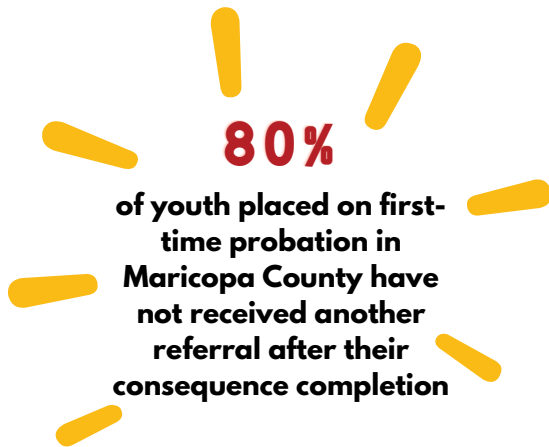
Page 20

MCJPD Locations

Page 21

DID YOU KNOW?

MCJPD wants YOU to be successful and treat this as a learning opportunity!



Welcome,

Welcome to the Maricopa County Juvenile Probation Department (MCJPD)! We understand that being involved with the juvenile justice system can be confusing and overwhelming at times, that is why we created this handbook! Our goal is to provide helpful information to you and your family as you navigate processes like attending court hearings, being placed on probation, and communicating with your assigned officers. MCJPD wants to work by your side as you complete restorative consequences and learn from your mistakes. Our mission is to empower you through services, knowledge, and opportunities to better yourself. We want to help you reach your full potential and become a positive and contributing member of your community.




Use this guide to answer questions and locate resources to ensure you successfully complete probation!

What's Inside?

This handbook has been created to help you and your family better understand the Maricopa County Juvenile Justice System.

Inside you will find:



General explanations and definitions of the probation department's programs and systems.



Tips to stay informed so you can successfully complete court consequences, follow meaningful expectations, make positive changes and set goals.



Explanations of who you and your family will interact with throughout your experience with MCJPD as well as the role they will play to support you.



A clear understanding of the differences between Probation, Diversion, & Detention and what to expect for each.



Answers to commonly asked questions.



Support, community resources, and helpful contact information for you and your family.

Parents & Guardians: Supporting Your Child

"Youths are our arrows towards the future."

- Ifeanyi Enoch Onuoha



Be Engaged & Show Up.

- Support your child throughout each step of the process.
- Take notes.
- Be present and be on time.



Be Positive.

- It is important that you remain encouraging and understanding for your child.
- Through their consequence completion, you can help them learn and grow from their mistake.
- Build on your child's strengths.

Stay Informed.

- Seek out information and education that can benefit your child and your family in the future.



Research Your Rights.

- Advocate for your family's needs.
- Let the JPO, Attorney, or Judge know about your child/family's needs and concerns.
 - Example: Translation Services and Transportation

Model Behavior.

- Promote healthy behaviors and strong communication with your child.
- Demonstrate honesty, ask tough questions, and be involved.



Realize Your Importance.

- You have influence and value as the parent/guardian in your child's life.
- Do not underestimate the simple act of being present.
- Strong adult roles = Strong communities.

Roadmaps of Justice

Diversion

Diversion helps you stay out of court and provides an opportunity for you to learn from your mistake. You might be required to attend a counseling or education program, complete community service, or pay a monetary penalty. At age 18, your record is automatically destroyed, as long as you do not commit any new crimes.

Diversion can also help your family find resources to address behavioral, emotional, or educational challenges.



Detention

The primary purpose of detention is to protect you and your community. Detention may occur if you meet any of the following criteria:

- 1) you are at risk of committing an offense where you could harm yourself or others
- 2) you are being charged with a serious offense or
- 3) there is concern you would not appear at your court hearing

Within 24 hours of being detained, you will attend a hearing where your Judge decides if you get released or will remain in detention until your court date.

Probation

Probation is community-based supervision where you will be monitored and supported by an assigned Probation Officer (and possibly a Surveillance Officer - depending on your probation status). Their goal is to encourage your growth and accountability, communicate your progress to your Judge, and refer you and your family to services. Your Probation Officer will also make recommendations to your Judge related to hearings, violations of probation, and early release. Probation types include: standard supervision, intensive supervision, and out-of-home care and treatment.





DIVERSION



Diversion

Diversion handles the majority of referrals and citations that keep you out of court. Some common referrals/citations that are eligible for Diversion include shoplifting, truancy, minor assaults, theft, runaways, and traffic offenses. A Juvenile Probation Officer (JPO) will meet with you to discuss specific needs you might have that are negatively impacting your life. Your JPO might help you learn from your mistake by asking you to attend a counseling or education program, complete community service, write an essay, an apology letter, or pay a monetary penalty. Diversion can also help your family find resources to address behavioral, emotional, or educational challenges.



Drug Diversion

Drug Diversion is a program that handles drug related referrals. Our goal is to assist you in making better decisions and reducing drug use long term. You will gain skills to deal with peer pressure, learn to hold yourself accountable to a standard of positive choices, and understand how to contribute to your community. After successfully participating in the program, felony charges will be reduced to misdemeanors.



Court Unified Truancy Suppression (CUTS)

CUTS is a diversion program that is designed to keep you in school. You and your parent/guardian will meet with your JPO and discuss specific needs you might have that are negatively affecting your education and attendance. During this program, you will be given educational consequences (example: writing essays or creating academic plans) in addition to support via counseling or goal setting methods to help you decrease school absences. CUTS wants to create positive relationships between you and school staff so that you and your family feel empowered to receive quality education.



Teen Court

Teen Court is a Diversion program you might be referred to after receiving a misdemeanor offense. To participate in Teen Court, you must admit responsibility to your JPO. Next, you will be given consequences by a jury of peers that is designed to mirror a court room experience. Teen Court assigns constructive consequences that are designed to help you understand why your behavior was wrong, repair the harm it caused, and make better choices in the future.

Additional Resources



Maricopa Crisis Line: 602-222-9444

AHCCCS: 855-432-7587

Family Involvement Center: 602-288-0155

Crisis Text Line: Text "HELLO" to 741741



DETENTION:

What to expect when detained?

1

WHY might I be brought to Detention?

Reasons for being detained typically fall into 1 of 3 categories:

- 1) To keep YOU safe
- 2) To keep the community safe
- 3) To ensure that you do not miss upcoming court

2

HOW does it happen?

A Law Enforcement Officer will bring you into detention IF:

- o You are arrested on a new criminal charge
- o You have an active warrant
 - *You may choose to self-surrender if you have an active warrant

A Judge can order you to be detained at your Court Hearing or for you to self-surrender IF:

- o 1) You were not present in court or failed to virtually appear
- o 2) You are not in compliance with your conditions of probation or release

3

WHAT happens when I am detained?

Juvenile Detention Assessment Center (JDAC):
Where screenings are completed to determine what decisions will be made

- o If it is determined that you can be released back to the community, the intake staff will arrange your pick up with your legal guardian
 - **Note:** a Court Hearing date may still be set if the County Attorney decides to file on your charges
- o If you remain detained, a **Detention Advisory Hearing** (pg. 10) will be scheduled for you within 24 hours

Note: After you are processed by JDAC officers, you will be allowed to contact a parent/guardian



Youth Services in Detention

- Visitation Services with your JPO, Attorney and other individuals involved in your case
- Medical, Dental, & Vision Services
- Behavioral Health Services
- Recreation & Positive Programming
- Education
 - o Maricopa County Regional School District (MCRSD)
 - o Tutoring Programs
 - o GED Preparation

Supervision of Youth



Each youth is assigned their own individual room and shower to respect your privacy.



Throughout the Durango facility there are cameras and surveillance for everyone's safety.



Youth are never left alone with another peer; staff will always be present and supervising.

EVERYONE'S SAFETY IS IMPORTANT: MCJPD wants you to feel safe while in detention. This includes your physical health, mental health, and overall well-being. There is zero tolerance for inappropriate behavior that makes others feel uncomfortable (for example: sexual touching, abuse, or harassment). All youth are provided information on this topic.




If you wish to make a confidential report, please call the Reporting Hotline: **1 (888) SOS-CHILD.**



DETENTION:

What to expect when detained?

What Programs & Activities are offered for Youth?



Journey.do: An online platform accessible to youth in Detention through iPads and monitored by staff. You can select modules and connect with peers through journaling, reflection, and learning in virtual groups. You have the ability to earn certificates when you complete a section. These certificates will be collected and sent to your JPO, family, and your Judge!

- **Example courses:** Substance Abuse, Mental Health and Well Being, Skills for New Parents, and Driver's License practice tests



Mentors & Community Programmers: Durango Detention partners with outside organizations that send community members and organizations to come work with you and do activities, competitions, and more

- **Examples:** graffiti artists, mural creation, poetry, and writing workshops

The Hope Closet

The Hope Closet is a resource that supports your basic needs! It is available whether you are in detention or on probation! Items available include:

- **Clothes** (for all seasons)
 - Casual OR formal clothing is available in case you might need an outfit to wear for a court hearing or a job interview
- **Hygiene Products** (shampoos & conditioners, body wash, deodorant, tooth brushes, etc.)
- **Bags & Backpacks & Blankets**



- If you are leaving detention (or are out in the community) and need any of these items, **tell your Probation Officer** and they can come fill a bag for you with customized sizes and preferences!

Behavioral Expectations for Youth



- Level 5
- Level 4
- Level 3
- Level 2
- Level 1

Detention uses a point-based shirt system. When you arrive, you will be given a Blue Shirt (Level 2) to reflect our confidence in your ability to demonstrate positive behaviors and decision-making. Your behavior determines if you rise or fall in 'level'. The higher shirt level, the more access to privileges you will have. Staff are here to support you!

ADDITIONAL SUPPORT!



Behavioral Health Technicians (BHT): Staff who provide mental health and behavioral health support



Recreation Staff: Physical education teachers who create activities and lead exercise



Youth Development Coordinators (YDC): Staff to help you with employment, education achievement, and skill development



PROBATION



The majority of youth will find themselves on Standard Probation. Youth presenting unique situations may be placed in another unit.

B. Juvenile Intensive Probation Supervision (JIPS)

D. Special Supervision Unit (SAB)

C. Dually Involved

A. Standard Probation

E. Out-of-Home Care & Treatment Supervision

- A. Standard Probation:** Community-based supervision where a Probation and Surveillance Officer (if assigned), work with you and your family to remain law-abiding and encourage positive change. You are monitored and given an opportunity to repair harm done to the community and/or to victims.
- B. JIPS:** JIPS requires you to remain at home at all times unless you have specific permission from your JIPS team to leave. Your curfew will also be set by your JIPS team and you will have more frequent visits from your assigned officers. You will be required to engage in prosocial activities approved by your JPO. Some examples include: school, work, a treatment program, supervised community restitution work, or another prosocial activity. You may also be provided services to address your needs.
- C. Dually Involved:** The Dually Involved Unit handles cases when you are involved in both the juvenile justice system and the child welfare system (DCS). The model used in this unit is a collaborative program that ensures you, your family and other agencies work together to deliver the best outcome for you. While you are in the Dually Involved unit, your JPO and SO will remain with you no matter where you are placed. Hearings may be combined and you will be provided additional services for you and your family.
- D. SAB Supervision:** The Special Supervision Unit oversees youth who have been adjudicated of a sexual offense and determined to need treatment for sexually abusive behavior. SAB treatment and services are provided, and you will be supervised by specially trained officers.
- E. Out-of-Home Supervision:** Your out-of-home supervision is related to treatment interventions and management. Your supervision and treatment plans are coordinated to support you while in a residential facility.

WHO IS WHO?

Understanding officer roles & responsibilities.



What does a Juvenile Probation Officer (JPO) do?

- Helps arrange services and monitors your progress during probation
- Communicates information to your Judge about you
 - Examples: drug tests results, school attendance, treatment participation, etc.
- Makes recommendations to your Judge regarding any of the following:
 - Court hearings and appearances
 - Violations of probation
 - Early release from probation
- Works with you and your parent(s) or guardian(s) to develop a case plan to support your long-term success
- Participates in any Child and Family Team (CFT) meetings



What does a Juvenile Surveillance Officer (SO) do?

- Makes the majority of face to face contact with you and your parent(s) or guardian(s)
- Encourages compliance and understanding of your case plan and goals
- May attend court (in addition to your JPO)
- Contributes input and feedback for your case planning, alongside your family, the Court, and your JPO
- Completes assessments to assist in identifying your needs
- Provides information to JPOs

JPOs & SOs are **NOT** ...



Parents.

- It is not their job to discipline you. It is their job to establish meaningful goals and achievable tasks that support expectations of your Judge and probation terms.



Your Attorney.

- If you have questions or need legal advice about your case, contact your assigned Attorney. If you do not know who that is, your JPO/SO can assist you.



The 'bad guys.'

- JPOs and SOs do not want to get you in trouble or see you detained. Their mission is to support you and hold you accountable so you can complete probation and have a positive future!

TEAMWORK!



JPOs and SOs care about **YOU** and your success on probation. Both officers work as a team and communicate with each other frequently!



Community Restitution Programs



Juvenile Community Restitution and Public Service (JCORPS):

JCORPS is a program that provides you with productive work experiences, leadership skills, and community service opportunities that can be used to:

- 📣 Complete diversion or probation consequences
- or -
- 📣 Provide restitution to a victim under guidance and supervision.

If you are under 16 years of age or something prevents you from getting a job, your participation in the JCORPS program allows you to attach a monetary value to the hours worked, which is paid to the victim each month."

Juvenile Electronic Technological Surveillance (JETS):

JETS is a program that seeks to reduce your time in detention by providing electronic supervision in the community and allowing you to develop positive decision-making skills. While participating in JETS, you will have an electronic monitoring device which you are responsible for charging and taking care of.


- 📣 During the assigned electronic monitoring time period, your JPO or SO will check on you at approved locations (usually school or at your home).

Tools for Working with Your Probation Officer



What to Expect?

- The priority of your JPO is to ensure you remain law abiding and follow expectations of your probation
- Your JPO will discuss your goals and develop a probation case plan to track your progress
- Your JPO or SO will conduct your risk and needs assessment
 - This will help identify areas of strength as well as areas where you need support
- Your JPO will assist in setting up treatment and services to support compliance with your specific conditions of probation



- **probation case plan:** a written outline of goals for youth with strategies to achieve them
- **risk and needs assessment:** identifies factors that might affect a youth's chance of committing a new crime



How often will we meet?

- The number of visits each month depends on: 1) level of supervision and 2) type of probation
- Your JPO may conduct random visits at your home, school, or work
- Your JPO is required to meet with you at your home at least once every 90 days
 - Visits may be more frequent depending on:
 - 1) level of supervision
 - 2) type of probation



How do I contact my JPO?

- Your JPO will give you their phone number and email
- You can call, text, or email your JPO if you need help
 - Your JPO should return your call, text, or email in a timely manner
- If there is an urgent matter during regular business hours, you may call the Probation Department's Main numbers:
 - **South East Facility:** 602-506-2504
 - **Durango:** 602-506-4011

If there is a serious or life-threatening emergency, please call 9-1-1!



How long is probation?

- Probation terms are typically up to 1 year, or until age 18
 - If you are on extended jurisdiction, probation can be until age 19
- Probation can be extended or continued if you commit another crime or if you commit a technical probation violation
- **Violating probation:** If you are involved in any type of probation violation, it may be reported to your Judge by your JPO
 - **Examples of violations:**
 - Failure to be a law-abiding citizen (ex: using or in possession of drugs, alcohol, or firearms)
 - Running away
 - Not completing court ordered consequence or treatment
 - Posting illegal content on social media



Discuss expectations for communication with your JPO when you are assigned. This will help establish positive and honest communication! 😊



It is your responsibility to understand how to successfully follow the rules of probation – when in doubt, ASK your JPO!

Types of Hearings

Adjudication Hearing: This is the formal Court process where the County Attorney must prove beyond a reasonable doubt that you committed the crime you are being charged with. If they fail to prove the charge(s), the case is dismissed. If they provide enough evidence, you will be found 'delinquent' and the Judge will set a Disposition Hearing.

Advisory Hearing: The first hearing of Juvenile Court to determine if you understand your charges. During this process you will be:

- 1) Informed of your charge(s), constitutional rights, and possible consequences
- 2) Given an Attorney
- 3) Court decides your Release or Detention conditions
- 4) Given your next Court date

Change of Plea Hearing: This hearing happens after you speak with your Attorney about your case and decide if you want to enter into a plea agreement. A plea agreement is when you admit to your charge or a reduced charge, sometimes in exchange for other charges being dismissed.

Competency Hearing: A hearing at the request of your Attorney to determine if you understand the court process and your charges in order to help with your defense. (A psychologist will evaluate you).

Detained Advisory Hearing: This is an **Advisory Hearing** for youth who are detained and must occur within 24 hours to determine your need for continued detainment.

Disposition Hearing: The same as sentencing. The county Attorney and your JPO will provide recommendations and your Judge will make the final decision based on the charge, the law, and your history (information found in the disposition report). Here you will receive your consequence(s).

Pre-Adjudication Hearing: This hearing is set after an Advisory Hearing so that you have more time to review evidence, discuss your charges with your Attorney and decide if you want to set your case for trial/adjudication or if you want to consider a plea offer. Once you have made a decision, your Attorney will inform the Court.

Restitution Hearing: A hearing to decide if you owe the victim any money for losses as a result of your crime. For example: damaged property, medical bills or lost wages.

Review (& Detention Review) Hearing: A hearing to review your progress and/or compliance of Court orders. If you are detained, a Judge may hold a Detention Review Hearing where they consider releasing you back home (or to an agreed upon placement), with release conditions and rules/guidelines.

Warrant Hearing: This is where your Judge helps to resolve your current warrant and determine if you should be detained or released.

- A **warrant** is an order signed by a Judge and it allows law enforcement to make an arrest and in some cases, perform search or seize property
- If you have a juvenile warrant and want to schedule a hearing, you may do so over the phone to avoid being detained before your hearing date is set.
 - To request a Call-in Warrant Hearing, call: [602-506-2676](tel:602-506-2676) or [602-506-4284](tel:602-506-4284)



Other Legal Terms:

Petition: A petition informs you and your Judge of the charges against you. This starts the formal court process.

Dispositional Report: This report is submitted to your Judge by your assigned JPO and includes your assessments, risks/needs, and recommended disposition or treatment.

Navigating the Court Process

1. Before Court:

Whether the hearing is virtual or in-person, it is very important that your appearance and behavior are 'courtroom appropriate.' You want to make a positive impression on those involved in reviewing your case by presenting yourself well.

- Ask your JPO or Attorney if you have any questions before court so you have as much information as possible
 - Having clear expectations will help you if you feel nervous.
- When possible and appropriate, write a letter to the judge. Your JPO can give you suggestions on what to say. This can really help the judge understand your attitude and version of the facts.

You have the right to request a court translator for you or your family for free during your hearing!

2. During Court:

The format of your hearing will depend on if you are in person or attending virtually. Always ask your JPO or Attorney for tips on courtroom etiquette. The following list includes some of the most important things to remember during your hearing:

- **Be honest.** Although it can be difficult, don't lie in court. Your Judge wants to make recommendations based off of an accurate representation of what will be the best for you and your family.
- **Be Respectful.** Use appropriate language and address the Judge as 'Your Honor.'
- **Listen & Clarify.** You will have an opportunity to speak. (Discuss this with your Attorney beforehand). If you don't understand something, ask for clarification.
- **Breathe.** Try to remain calm. Make sure the Courtroom knows you take this process seriously; this will only benefit you. 😊

Courtroom Attire

✓ DO'S



Plain clothes with no images, symbols, or words. Nice condition.



Appropriate footwear (i.e., sandals, dress shoes, or close-toed shoes).



Pants or bottoms that cover your knees (for boys & girls).



It is always recommended to bring something for notes & questions during your hearing.

✗ DON'TS



No hats or sunglasses. Your full face should be visible.



No tank tops or plunging necklines.



No inappropriate logos or language on clothing:

- No gang or drug references
- No vulgar language

3. After Court:

After the hearing concludes, make sure to thank the Judge and remain quiet.

- You should write down anything you wanted to discuss with your Attorney or JPO so you don't forget.
 - Examples include: topics or words used in court that might have confused you or new hearing dates
- You have the right to request the minutes from the court clerks within 72 hours after your hearing so that you can read and review exactly what each person said during your hearing.

Inside the Court Room

Who attends court & tips for success!



County Attorney: the lawyer who presents the case against you for the crimes you are being charged with



Judge: listens to the evidence from your case in Court and makes a ruling (innocent or guilty of the charges), assigns consequences, and issues release or detention orders



Courtroom Clerk: the person who records what is said and done in Court (transcripts from your hearing are public record and available for review upon request)



Defendant: the person being charged with the offense(s)

***Note:** While it is important to have a parent/guardian present, YOU (the youth) are responsible for the charge and should not expect them to speak for you during the hearing



Defense Attorney: your legal representation who will advise and defend you in Court according to your expressed interest



Juvenile Probation Officer (JPO): the officer assigned to you and your family by the county. JPOs report their observations of you to your Judge, oversee your completion of consequences and/or treatment, and connect you to services

Courtroom Tips for Success!

IN PERSON COURT

- Show up a minimum of 20 minutes before your hearing, you will need to find parking and locate your courtroom – sometimes this takes longer than expected.
- You **MUST** have a legal guardian with you for the hearing.
- **Body Language.**
 - Sit up in your chair (good posture), bring something to write with, don't speak while your Judge or others within the court hearing are speaking.
- If you have a cell phone, make sure it is off or on silent.

VIRTUAL COURT

- Log in a minimum of 10-15 minutes before the start of your hearing.
- Log in from a quiet space
 - If you cannot find a private room, do your best to make sure you will be distraction-free and able to hear and communicate well.
- Mute yourself unless you are speaking or answering questions and keep your camera on the entire hearing.
- **Body Language**
 - Nod your head to demonstrate that you are actively listening.
- Do not video call in from inappropriate locations for your hearing (ex: your bed, while multitasking or with peers).



Fines, Fees, & Restitution

You (or your legal guardian) may be ordered by your Judge to pay fines & fees, financial assessments, or restitution:

Restitution: amount set by your Judge for verified loss to a victim
(ex: damages, injuries, or loss)

Payments are to be made to:
'Clerk of the Court'



Check or money can be mailed to:

Superior Court, Juvenile Probation Accounts Receivable
PO Box 19250, Phoenix, AZ / 85005

Payments in cash, credit card, and any money order may be made in person to
'The Clerk of Court, Juvenile Division' at:



Durango Juvenile Court, 3131 W. Durango St., Phoenix, AZ / 85009
or
Southeast Juvenile Court, 1810 S. Lewis, Mesa, AZ / 85210

Please contact the Juvenile Probation Finance Department if you have further questions, want more information, or are concerned about your ability to pay: **602 -506-1705**.

IMPORTANT

If you do not pay your fines, fees & restitution before you turn 18, a civil Judgement will be issued against you for "any outstanding balance" and the restitution still owed to the victim.

What does that mean?

- 1) Your wages may be garnished or future tax returns could be intercepted until the total restitution amount is paid off
or
- 2) Your parents or legal guardians can be legally responsible for these unpaid amounts

**Avoid negative long term financial effects.
Ask questions, make your payments and set yourself up for a successful future!**

Understanding Your Needs!

Assessments

It is likely that your risk and needs will be assessed throughout the Juvenile Court process, both in Detention and while on Probation. These assessments may include clinical assessments completed by a mental health professional.

Below are explanations of some assessments that might be administered to you:

- **Psychological Evaluation (Clinical):** testing done by a psychologist to provide an overall understanding of your emotional, behavioral, and educational needs
- **MAYSI-2:** a brief tool (self-report) that helps determine your behavioral health needs
- **Arizona Youth Assessment System (AZYAS Probation Risk and Needs):** measures your risk level of committing a new crime and assesses you for things you can work on; this is usually completed by an AZYAS Surveillance Officer
 - Officers are required to conduct AZYAS assessments every 6 months while you are on probation -or- when you are adjudicated on a new offense
- **Other Assessments (Court Ordered):** Additional assessments may be ordered by your Judge to be completed by outside behavioral health or treatment agencies, your parent/guardian's insurance, school, or the probation department

Types of Case Plans

Probation Case Plan:

- Developed from your AZYAS Risk & Needs Assessment score
- Sets goals and finds ways for positive change through targeting your needs and identifying strengths
- JPOs must update the case plan a minimum of every 6 months -or- once goals have been met



Commonly Asked Questions & Answers

Q How can I learn more about my child's case and the law?

A To best help your child, it is important to understand what is happening during the court process. To learn more about your child's case, you can talk to your child's Defense Attorney and/or Probation Officer. They can educate you on what to expect throughout the court and probation process. To learn about the law, you should talk to your child's Defense Attorney.

Q Should I talk to my child about their case?

A Yes, it is important to talk to your child regarding the charges brought against them. As their legal guardian, you will advocate for the needs of your child and help them make the best decisions to resolve their case.

Q How will this affect my child's future? Can they get their record cleared?

A If your child makes a mistake and breaks the law, the juvenile justice system will step in and decide the legal consequences for your child. A delinquent record can affect many things for example – higher education, employment, military, housing, public benefits, driver's license, and more.

Yes, your child may file an application to the court for destruction of their juvenile records, to set aside adjudications, and to restore their right to own a firearm. See link for addition information:

<https://superiorcourt.maricopa.gov/llrc/jvrr>

Specifically for marijuana cases, a juvenile can submit an application to expunge their marijuana related offense records: <https://superiorcourt.maricopa.gov/llrc/jvex1>

For Both: <https://superiorcourt.maricopa.gov/llrc/juvenile-court-forms/>

Q Are juvenile cases confidential?

A It is important to understand that while most of your child's information is confidential, some aspects of your child's case are open to the public. All court hearings and documents produced as a result of the court hearing are generally public records. Documents maintained by the Probation Department (e.g. reports and evaluations), are considered confidential and withheld from the public, except with a court order.

Q What if I move or change addresses?

A If your child is placed on supervised probation by the court, conditions of probation requires that your child report any change of residence, address, and/or phone number within 24 hours. Your child also is required to remain in Maricopa County at all times unless given written permission from their Probation Officer to leave the County. Even if your child is not yet placed on probation, if you are actively in the court process and attending hearings you should keep your child's Probation Officer up to date on your living situation. Your child's Probation Officer can help answers any question you have about moving or relocating.

Q What if I have concerns about my assigned Probation Officer?

A You always have the right to express your concerns with your child's Probation Officer and try to come up with a solution together. When the youth, family, and Probation Officer have effective working relationships, everyone benefits. If a situation is unable to be resolved or you have further concerns, you can contact the Officer's Supervisor who can assist you in resolving the situation.

Q Can I use marijuana if I have a medical card?

A Yes, however your child will need to provide their Probation Officer with a copy of the medical marijuana card. The parent or legal guardian must agree to be held responsible for dispensing the prescribed amount of medical marijuana to your child. Your child may still be required to drug test to be certain that other drugs are not being used.

Community Resources

Crisis & Emergency

- Mind 24/7: **1-844-646-3247**
- National Domestic Violence Hotline: **1-800-799-7233**
 - www.thehotline.org
- Teen Lifeline: **1-800-248-8336**
 - Texting Available: **602-248-8336**
- National Suicide Prevention Lifeline: **1-800-273-8255**
- National Human Trafficking Hotline 24/7: **1-888-373-7888**

Housing

- Housing Authority of Maricopa: **602-744-4500**
- Homeless Youth Connection: **623 374-3747**
- Shelter Line - Maricopa County: **480-890-3039**
- DCS Housing Voucher Application: <https://dcs.az.gov/housing-voucher>

Education

- Arizona Center for Youth Resources: **602-252-6721**
- Opportunities for Youth:
 - <https://oppforyouth.org/reengagement-centers>
- GradSolutions: **480-689-5999**
- Youth Enrichment Program (CPLC): **602-269-2578**
 - <https://cplc.org/education/youth.php>

Employment

- Arizona at Work: **602-542-2460**
- Arizona Job Connection:
 - <https://www.azjobconnection.gov>
- Arizona Center for Youth Resources: **602-252-6721**
- Friendly House Workforce Development: **602-416-7233**

General Services

- Free Service Locator - Maricopa County:
 - <https://findhelpphx.org/>
- Family Involvement Center: **602-412-4095**
- General Resource Search (State Wide) 211 Arizona: **877-211-8661**
 - 211arizona.org
- Arizona Food Bank Network:
 - **602-528-3434**

Substance Abuse

- Decision Point AZ Addiction Treatment: **844-292-5010**
- SAMHSA (Substance Abuse and Mental Health Services): **1-800-662-4357**
- Opioid Assistance and Referral Line: **1-888-688-4222**

Family Services

- Arizona Youth & Family Services: **1-602-277-4833**
- Healthy Families Statewide Assistance: **602-255-2601**
- Strong Families AZ
 - <https://strongfamiliesaz.com>
- Arizona Families First - Terros Health: **602-685-6058**

LGBTQIA+

- Pride Guide & Resources AZ: <https://gayarizona.com/phoenix/resources>
- LGBTQIA+ National Support Hotline: **888-843-4564**
- TeenLifeline: **602-248-8336** (text or call)
- Trevor Project Suicide Hotline & Crisis Prevention: **1-866-488-7386**

Mentors & Support

- Big Brother's & Big Sister's of Central Arizona: **602-264-9254**
- New Pathways for Youths: **602-258-1012**
- Arizonans for Children:
 - <https://arizonansforchildren.org/programs/mentor/>
- YMCA: **602-404-9622**





MCJPD Locations



Durango Juvenile Court

3131 W. Durango Street
Phoenix, AZ 85008

602-506-4011

*M-F (8:00am - 5:00pm)



Durango Juvenile Detention Facility

3131 W. Durango Street
Phoenix, AZ 85008

602-506-4280

*Open 24/7



Durango Juvenile Probation Department

3125 W. Durango Street
Phoenix, AZ 85008


602-506-4011



Southeast Juvenile Probation Department & Juvenile Court

1810 S. Lewis
Mesa, AZ 85210

602-506-2504



Publication by Maricopa County
Juvenile Probation Department,
Judicial Branch of Arizona. (2024)