

Dashboards from ONESOURCE

Get to the insights stage faster by visualizing **ONESOURCE** data

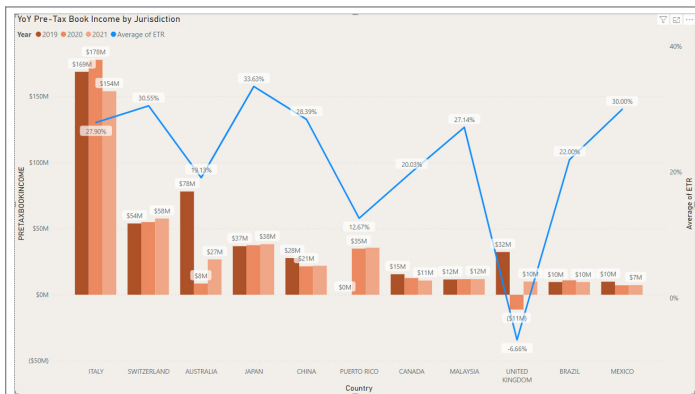
In-house tax departments have ample data from tax applications like ONESOURCE® Tax Provision, that reflect expected tax obligations due to business and regulatory changes. However, sifting through this data to gain a solid understanding and form recommendations is a challenge. Visualizing the data can accelerate comprehension, uncover insights, and build confident recommendations.

ONESOURCE offers pre-built tax provision dashboards compatible with Microsoft® Power BI, enabling a seamless transition from disjointed data to analysis and insights. These out-of-the-box dashboards connect with ONESOURCE Tax Provision data, simplifying the process of transforming tax data into actionable insights that drive business decisions.

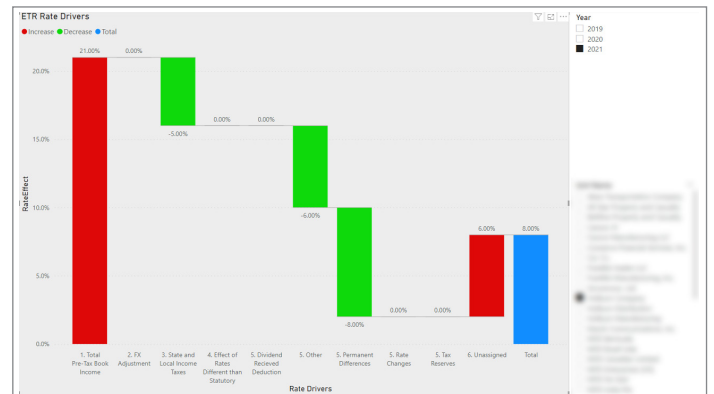
Why use dashboards from ONESOURCE?

- Get a comprehensive view of your organization's tax data
- Monitor and review key metrics in real-time
- Find valuable strategic insights on tax matters
- Compare year-over-year tax trends
- Share intuitive graphs and charts with non-financial colleagues

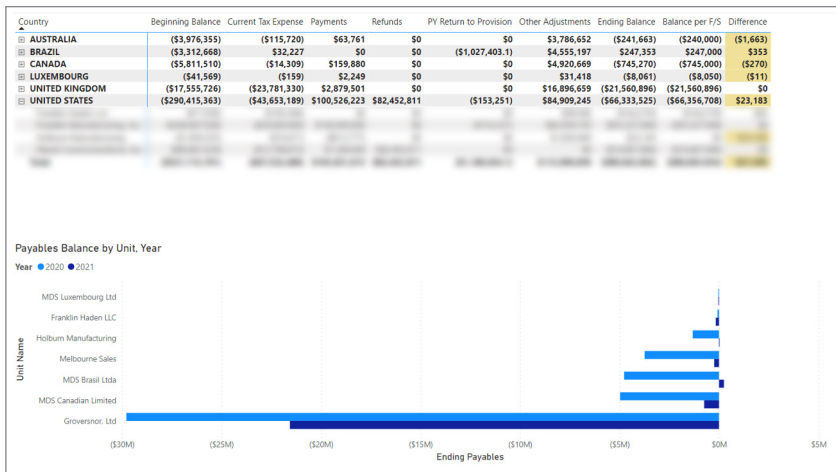
A preview of a few pre-built dashboards:



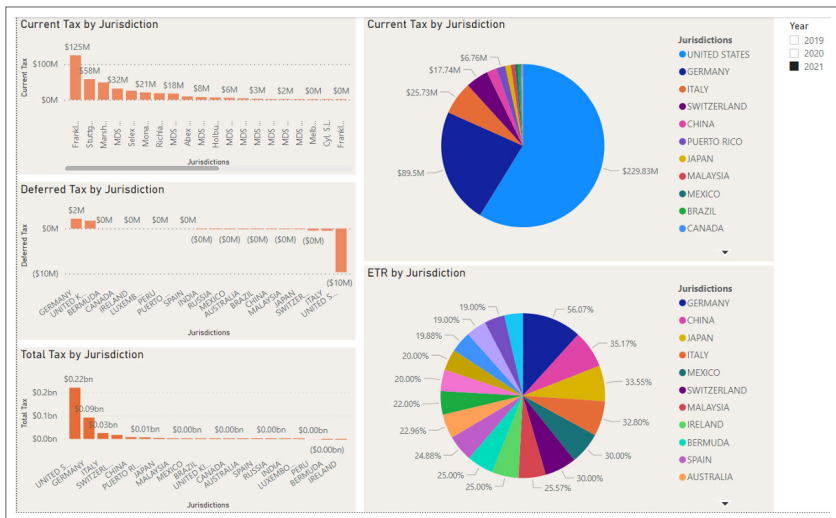
Year-over-year pre-tax book income by jurisdiction



ETR rate drivers waterfall



Payable Account Roll forward



Tax Expense & ETR by Jurisdiction, by Year (Current Tax, Deferred Tax, Total Tax)

ONESOURCE data is rich with insights waiting to be revealed to guide business decisions. By visualizing your tax data in real-time with intuitive dashboards, you can optimize tax planning, mitigate risks, and enhance overall tax management.

Talk with your Customer Success Executive or Sales Representative to understand how you can leverage ONESOURCE dashboarding capabilities.