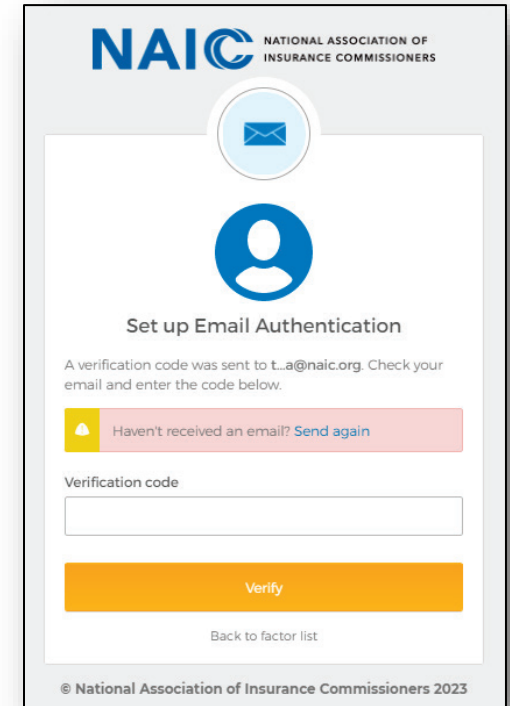
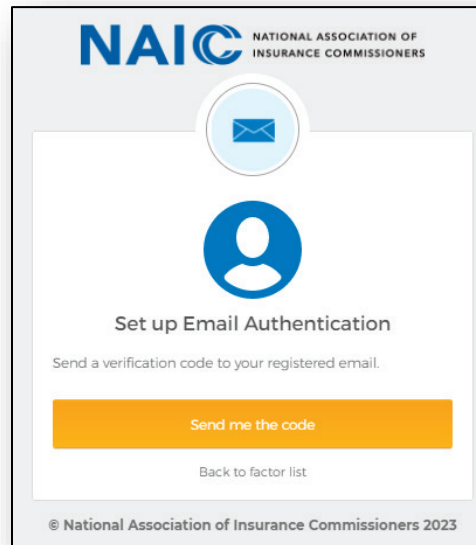
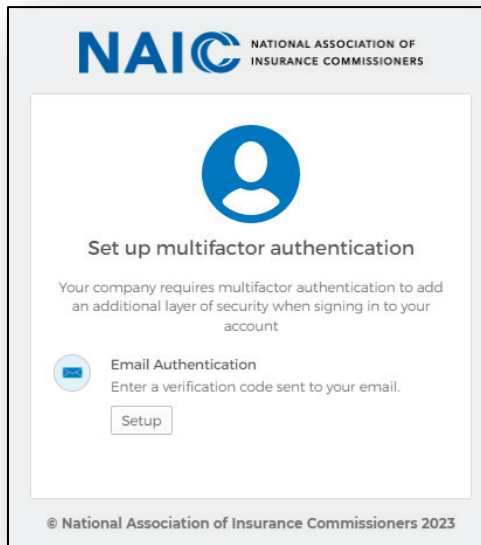


Adding NAIC Multi Factor Authentication (MFA) to Email Authentication.

On computer, follow below instructions after clicking 'Set Up' under Email Authentication. (See *MFA Getting Started instructions*)

Requires access to your email.

1. Click '**Setup**' or '**Configure factor**' button.
2. Click '**Send me the code**' button.
3. Check email for code, enter code received > Click '**Verify**' button.



NOTE: No email? > Click 'Send again' link.