

Long-Term Care Insurance Experience Reports for 2021

2022

The NAIC is the authoritative source for insurance industry information. Our expert solutions support the efforts of regulators, insurers and researchers by providing detailed and comprehensive insurance information. The NAIC offers a wide range of publications in the following categories:

Accounting & Reporting

Information about statutory accounting principles and the procedures necessary for filing financial annual statements and conducting risk-based capital calculations.

Consumer Information

Important answers to common questions about auto, home, health and life insurance — as well as buyer's guides on annuities, long-term care insurance and Medicare supplement plans.

Financial Regulation

Useful handbooks, compliance guides and reports on financial analysis, company licensing, state audit requirements and receiverships.

Legal

Comprehensive collection of NAIC model laws, regulations and guidelines; state laws on insurance topics; and other regulatory guidance on antifraud and consumer privacy.

Market Regulation

Regulatory and industry guidance on market-related issues, including antifraud, product filing requirements, producer licensing and market analysis.

NAIC Activities

NAIC member directories, in-depth reporting of state regulatory activities and official historical records of NAIC national meetings and other activities.

Special Studies

Studies, reports, handbooks and regulatory research conducted by NAIC members on a variety of insurance related topics.

Statistical Reports

Valuable and in-demand insurance industry-wide statistical data for various lines of business, including auto, home, health and life insurance.

Supplementary Products

Guidance manuals, handbooks, surveys and research on a wide variety of issues.

Capital Markets & Investment Analysis

Information regarding portfolio values and procedures for complying with NAIC reporting requirements.

White Papers

Relevant studies, guidance and NAIC policy positions on a variety of insurance topics.

**For more information about NAIC
publications, visit us at:**

http://www.naic.org//prod_serv_home.htm

© 2022 National Association of Insurance Commissioners. All rights reserved.

ISBN: 978-1-64179-247-9

Printed in the United States of America

No part of this book may be reproduced, stored in a retrieval system, or transmitted in any form or by any means, electronic or mechanical, including photocopying, recording, or any storage or retrieval system, without written permission from the NAIC.

NAIC Executive Office
444 North Capitol Street, NW
Suite 700
Washington, DC 20001
202.471.3990

NAIC Central Office
1100 Walnut Street
Suite 1500
Kansas City, MO 64106
816.842.3600

NAIC Capital Markets
& Investment Analysis Office
One New York Plaza, Suite 4210
New York, NY 10004
212.398.9000

TABLE OF CONTENTS

2021 LONG-TERM CARE EXPERIENCE REPORT

| | |
|--|-----|
| Introduction..... | 1 |
| Qualifications..... | 1 |
| LONG-TERM CARE INSURANCE EXPERIENCE, FORM 1..... | 3 |
| Reporting Form 1 Introduction | 4 |
| Annual Statement Filing Form 1 | 5 |
| Stand-Alone Long-Term Care Only, Aggregated Totals..... | 6 |
| Market Share – Top 100 Companies Countrywide Totals | |
| By Lives In-Force..... | 7 |
| By Actual Earned Premiums | 12 |
| LONG-TERM CARE INSURANCE EXPERIENCE, FORM 2..... | 16 |
| Reporting Form 2 Introduction | 17 |
| Annual Statement Filing Form 2..... | 18 |
| Insurance Experience by Company Name | 19 |
| LONG-TERM CARE INSURANCE EXPERIENCE, FORM 4..... | 232 |
| Reporting Form 4 Introduction | 233 |
| Annual Statement Filing Form 4 | 234 |
| Direct Group Experience, Stand-Alone Only | 235 |
| LONG-TERM CARE INSURANCE EXPERIENCE, FORM 5..... | 287 |
| Reporting Form 5 Introduction | 288 |
| Annual Statement Filing Form 5 | 289 |
| Table – Stand-Alone State and U.S. Territory Totals..... | 290 |
| Map – 2021 Form 5 Lives In-Force Stand-Alone Totals..... | 291 |
| Stand-Alone Market Share – Top 10 Companies by State and U.S. Territory | |
| By Actual Earned Premiums | 292 |
| Table – Extended Benefits State and U.S. Territory Totals | 345 |
| Map – 2021 Form 5 Lives In-Force Extended Benefits Totals | 346 |
| Extended Benefits Market Share – Top 10 Companies by State and U.S. Territory | |
| By Actual Earned Premiums | 347 |
| Table – Acceleration Only State and U.S. Territory Totals | 400 |
| Map – 2021 Form 5 Lives In-Force Acceleration Only Totals..... | 401 |
| Acceleration Only Market Share – Top 10 Companies by State and U.S. Territory | |
| By Actual Earned Premiums | 402 |
| Insurance Experience by Line of Business by State and U.S. Territory Totals..... | 455 |
| COMPANY INDEX..... | 483 |

LONG-TERM CARE INSURANCE EXPERIENCE REPORTS FOR 2021

INTRODUCTION

The purpose of the Long-Term Care Insurance Experience Reporting forms is to monitor and provide data specific to this coverage. Long-term care (LTC) expenses may be paid through life policies, annuity contracts, and health contracts. When the long-term benefits portion of the contract is subject to rating rules based on the *Long-Term Care Insurance Model Regulation* (#641) (sections on required disclosure or rating practices to customers, loss ratio, and premium rate increases), the adequacy of the pricing and reserve assumptions is critical to meeting the expectation of those sections.

For life or annuity products where no portion is subject to these rating rules, the products are not being included in the reporting in these forms. Companies may use an assumption that LTC benefits that are “incidental,” regardless of the date of issue, may be excluded. Incidental means that the value of LTC benefits provided is less than 10% of the total value of the benefits provided over the life of the policy (measured as of the date of issue).

In 2009, the NAIC replaced the prior forms (Forms A, B, and C) with Forms 1, 2, 3, 4, and 5. Forms A, B, and C monitored compliance with lifetime loss ratio standards by comparing actual to anticipated loss percentages. A ratio of actual-to-expected loss percentages of 1.00 would be a rough indication that the experience is on track to produce the lifetime anticipated loss percentage.

Starting in 2020, Forms 1–5 incorporate considerable changes in structure and purpose. As such, great care should be taken when comparing results from this report with results from prior published reports.

Form 1 gives an overview of the stand-alone LTC business and claims experience for both individual and group policies. Form 2 focuses on the experience of individual policies broken down into three primary issue periods: 1) prior to 2003; 2) 2003–2010; and 3) 2011 and later. Form 4 focuses on the experience of group business. Form 5 provides a location to report data at the state level and additionally asks for data related to hybrid life or annuity products with LTC extended and/or accelerated benefits.

Form 3 data is not included in this report; however, this data is available for purchase. To purchase this data, please contact mdp@naic.org or 816-783-8300.

Qualifications

Long-Term Care Insurance Experience Reporting forms were incorporated for the 2009 financial filing year, and insurers were asked to complete both the original and current forms. The *2010 Long-Term Care Insurance Experience Report* was the first to be based on Forms 1, 2, 3, 4, and 5. *Long-Term Care Insurance Experience Reports* from years prior to 2010 are based on Forms A, B, and C.

The accuracy of the reports depends on the accuracy of the information contained in the exhibits filed by the insurers. Even though the data elements used to prepare the reports are extracted from exhibits filed with the NAIC, the NAIC cannot guarantee their accuracy.

While the NAIC exercises a great deal of care in capturing data from these exhibits and producing these reports, as with any statistical project of a significant magnitude, errors can occur. Consequently, the NAIC makes no representations or warranties with respect to the accuracy of the data and statistics in these reports, and it recommends that extreme caution be used in the analysis of these data.

Please send any questions regarding this report to researchrequest@naic.org. Links to this report and other NAIC reports can be found on the NAIC website at: [NAIC Publications](#).

**LONG-TERM CARE INSURANCE EXPERIENCE
FORM 1**

Reporting Form 1 Nationwide-Level Reporting

Form 1 is intended to track actual premium, claims, persistency, and reserves on a nationwide basis. Yearly and cumulative comparisons for direct, assumed, and ceded business are exhibited.

The current row refers to the current calendar year of reporting. The total inception-to-date would include aggregate experience data since the issuance of policies. Assumed/ceded rows do not include yearly renewable term (YRT) reinsurance transactions. For columns that are reported as "Number of" (count) rather than an amount, assumed/ceded business is only recorded if business is 100% coinsured.

The Long-Term Care Reporting forms should be filed whenever long-term care insurance (LTCI) has been sold, regardless of which annual statement has been filed. The three annual statement types are: 1) life, accident, and health; 2) property/casualty (P/C); and 3) health.

Beginning in 2019, life and fraternal companies began using the same quarterly and annual reporting forms. Additional rows and columns were added to the life financial statements to accommodate reporting of fraternal organizations, and the fraternal quarterly and annual reporting forms were retired.

For the 2021 reporting year, a total of 171 companies filed Form 1:

| | |
|-----|----------------------------|
| 133 | Life, Accident, and Health |
| 12 | P/C |
| 26 | Health |

(Narrative taken from Explanatory Notes for the Long-Term Care Insurance Experience Reporting Forms supplemental instructions for the Annual Statement Reporting Forms. Refer to the appropriate Annual Statement Instructions for complete instructions and narrative. Company counts are derived from Annual Statement Reports filed with the NAIC for the 2021 reporting year.)

LONG-TERM CARE EXPERIENCE REPORTING FORM 1
STAND-ALONE LTC ONLY (\$000 OMITTED)
 REPORTING YEAR 20__
 (To Be Filed By April 1)

NAIC Group Code _____

NAIC Company Code _____

| | 1 | 2 | 3 | 4 | 5 | 6 | 7 | 8 | 9 | 10 | 11 |
|-----------------------------------|-----------------|--------------------------------|-------------------------|-------------------------|---------------------------------|------------------------|--------------------------------------|-----------------------------------|----------------------|----------------|----------------|
| | Earned Premiums | Incurred Claims ^(a) | Number of Claims Opened | Number of Claims Closed | Number of Claims Remaining Open | Number of Terminations | Number of Policies In Force Year-End | Number of Lives In Force Year-End | Active Life Reserves | Claim Reserves | Other Reserves |
| Individual | | | | | | | | | | | |
| Direct | | | | | | | | | | | |
| 1. Current | | | | | | | | | | | |
| 2. Total Inception-to-Date | | | | | XXX | XXX | XXX | XXX | XXX | XXX | XXX |
| Assumed | | | | | | | | | | | |
| 3. Current | | | | | | | | | | | |
| Ceded | | | | | | | | | | | |
| 4. Current | | | | | | | | | | | |
| Net (Direct+Assumed-Ceded) | | | | | | | | | | | |
| 5. Current | | | | | | | | | | | |
| Group | | | | | | | | | | | |
| Direct | | | | | | | | | | | |
| 6. Current | | | | | | | | | | | |
| 7. Total Inception-to-Date | | | | | XXX | XXX | XXX | XXX | XXX | XXX | XXX |
| Assumed | | | | | | | | | | | |
| 8. Current | | | | | | | | | | | |
| Ceded | | | | | | | | | | | |
| 9. Current | | | | | | | | | | | |
| Net (Direct+Assumed-Ceded) | | | | | | | | | | | |
| 10. Current | | | | | | | | | | | |

(a) Indicate whether policies on claims that have triggered waiver of premium are considered paid-up or paid by waiver.
 Paid by Waiver
 Paid Up

2021 LONG-TERM CARE EXPERIENCE REPORTING FORM 1
STAND-ALONE LTC ONLY (\$000 OMITTED)
Aggregated Totals

| | Earned Premiums | Incurred Claims | Number of Claims Opened | Number of Claims Closed | Number of Claims Remaining Open | Number of Terminations | Number of Policies In Force Year-End | Number of Lives In Force Year-End | Active Life Reserves | Claim Reserves | Other Reserves |
|---------------------------------------|--------------------|--------------------|----------------------------|----------------------------|------------------------------------|---------------------------|---|--|-------------------------|-------------------|-------------------|
| Individual | | | | | | | | | | | |
| Direct | | | | | | | | | | | |
| 1. Current | 10,039,396 | 12,180,638 | 68,187 | 70,245 | 173,775 | 160,493 | 4,076,566 | 4,280,709 | 124,251,771 | 36,950,924 | 16,206,752 |
| 2. Total Inception-to-Date | 205,813,038 | 149,445,293 | 1,278,424 | 1,106,059 | 0 | 0 | 0 | 0 | 0 | 0 | 0 |
| Assumed | | | | | | | | | | | |
| 3. Current | 128,498,645 | 269,962,896 | 11,356 | 12,588 | 28,650 | 25,345 | 519,291 | 533,013 | 2,083,414,658 | 725,991,331 | 18,631,670 |
| Ceded | | | | | | | | | | | |
| 4. Current | 66,865,751 | 138,964,539 | 18,804 | 20,333 | 45,920 | 38,765 | 766,581 | 840,876 | 1,078,352,921 | 376,536,234 | 16,511,902 |
| Net (Direct + Assumed - Ceded) | | | | | | | | | | | |
| 5. Current | 71,672,290 | 143,178,995 | 60,739 | 62,500 | 156,505 | 147,073 | 3,829,276 | 3,972,846 | 1,129,313,510 | 386,406,020 | 18,326,520 |
| Group | | | | | | | | | | | |
| Direct | | | | | | | | | | | |
| 1. Current | 2,009,651 | 2,254,137 | 12,736 | 12,646 | 31,276 | 96,194 | 1,939,005 | 2,032,839 | 32,620,058 | 6,070,157 | 791,984 |
| 2. Total Inception-to-Date | 67,363,357 | 41,041,837 | 238,224 | 207,117 | 0 | 0 | 0 | 0 | 0 | 0 | 0 |
| Assumed | | | | | | | | | | | |
| 3. Current | 54,354 | 60,468 | 324 | 255 | 1,027 | 995 | 34,096 | 34,267 | 1,553,210 | 187,076 | 28,786 |
| Ceded | | | | | | | | | | | |
| 4. Current | 640,477 | 1,046,099 | 1,669 | 1,375 | 4,032 | 62,119 | 727,416 | 811,562 | 13,465,183 | 2,590,153 | 50,608 |
| Net (Direct + Assumed - Ceded) | | | | | | | | | | | |
| 5. Current | 1,423,527 | 1,268,506 | 11,391 | 11,526 | 28,271 | 35,070 | 1,245,685 | 1,255,544 | 20,708,086 | 3,667,080 | 770,163 |

CAUTION: The information contained on this page is unaudited and not a complete analysis nor is it an expression of opinion on any insurer.
This page may contain inadvertent errors.

2021 LONG-TERM CARE INSURANCE EXPERIENCE REPORTING FORM 1
MARKET SHARE - TOP ONE HUNDRED COMPANIES
 By Lives in Force

| Company Code | Group Code | Company Name | State of Domicile | Lives In force Year end NBR | Earned Premiums | Incurred Claims | Direct Loss Ratio | Market Share Percentage | Cummulative Market Share |
|--------------|------------|----------------------------------|-------------------|-----------------------------|-----------------|-----------------|-------------------|-------------------------|--------------------------|
| 70025 | 4011 | Genworth Life Ins Co | DE | 1,060,198 | 2,373,285 | 2,974,140 | 125.32 | 20.28 | 20.28 |
| 65838 | 904 | John Hancock Life Ins Co USA | MI | 790,380 | 1,070,259 | 1,156,556 | 108.06 | 15.12 | 35.39 |
| 65978 | 241 | Metropolitan Life Ins Co | NY | 435,210 | 738,158 | 832,733 | 112.81 | 8.32 | 43.72 |
| 20443 | 218 | Continental Cas Co | IL | 398,465 | 490,633 | 888,798 | 181.15 | 7.62 | 51.34 |
| 86231 | 468 | Transamerica Life Ins Co | IA | 295,042 | 460,464 | 613,495 | 133.23 | 5.64 | 56.98 |
| 67091 | 860 | Northwestern Mut Life Ins Co | WI | 269,176 | 830,996 | 307,840 | 37.04 | 5.15 | 62.13 |
| 71412 | 261 | Mutual Of Omaha Ins Co | NE | 209,338 | 385,341 | 140,716 | 36.52 | 4.00 | 66.14 |
| 68241 | 304 | Prudential Ins Co Of Amer | NJ | 207,039 | 430,386 | 329,032 | 76.45 | 3.96 | 70.10 |
| 66915 | 826 | New York Life Ins Co | NY | 162,585 | 320,976 | 175,367 | 54.64 | 3.11 | 73.20 |
| 61263 | 233 | Bankers Life & Cas Co | IL | 132,753 | 175,377 | 155,474 | 88.65 | 2.54 | 75.74 |
| 56014 | | Thrivent Financial For Lutherans | WI | 115,709 | 208,629 | 377,979 | 181.17 | 2.21 | 77.96 |
| 25178 | 176 | State Farm Mut Auto Ins Co | IL | 112,862 | 206,550 | 155,155 | 75.12 | 2.16 | 80.12 |
| 65005 | 4 | RiverSource Life Ins Co | MN | 86,538 | 89,892 | 204,402 | 227.39 | 1.66 | 81.77 |
| 72990 | 4011 | Genworth Life Ins Co of NY | NY | 76,361 | 216,598 | 320,457 | 147.95 | 1.46 | 83.23 |
| 93610 | 904 | John Hancock Life & Hlth Ins Co | MA | 75,564 | 133,359 | 214,559 | 160.89 | 1.45 | 84.68 |
| 90611 | 761 | Allianz Life Ins Co Of N Amer | MN | 72,777 | 96,115 | 188,217 | 195.82 | 1.39 | 86.07 |
| 71404 | | Continental Gen Ins Co | TX | 65,745 | 107,318 | 236,991 | 220.83 | 1.26 | 87.33 |
| 77720 | 572 | LifeSecure Ins Co | MI | 63,079 | 81,048 | 26,486 | 32.68 | 1.21 | 88.53 |
| 69515 | 1186 | Medamerica Ins Co | PA | 57,521 | 85,592 | 77,839 | 90.94 | 1.10 | 89.63 |
| 58033 | | Knights Of Columbus | CT | 51,960 | 74,486 | 48,927 | 65.69 | 0.99 | 90.63 |
| 65935 | 435 | Massachusetts Mut Life Ins Co | MA | 41,741 | 158,276 | 18,523 | 11.70 | 0.80 | 91.42 |
| 60054 | 1 | Aetna Life Ins Co | CT | 40,253 | 40,408 | 71,177 | 176.15 | 0.77 | 92.19 |
| 64297 | 565 | First Unum Life Ins Co | NY | 38,032 | 76,258 | 165,021 | 216.40 | 0.73 | 92.92 |
| 70408 | 306 | Union Security Ins Co | KS | 33,794 | 66,562 | 204,015 | 306.50 | 0.65 | 93.57 |
| 62626 | 306 | CMFG Life Ins Co | IA | 26,419 | 34,124 | 17,083 | 50.06 | 0.51 | 94.07 |
| 71471 | | Ability Ins Co | NE | 22,589 | 56,449 | 103,338 | 183.06 | 0.43 | 94.51 |
| 80578 | 367 | Physicians Mut Ins Co | NE | 20,902 | 43,502 | 50,282 | 115.59 | 0.40 | 94.91 |
| 62553 | 50 | Country Life Ins Co | IL | 20,687 | 25,004 | 81,408 | 325.58 | 0.40 | 95.30 |

CAUTION: The information contained on this page is unaudited and not a complete analysis nor is it an expression of opinion on any insurer.
 This page may contain inadvertent errors.

2021 LONG-TERM CARE INSURANCE EXPERIENCE REPORTING FORM 1
MARKET SHARE - TOP ONE HUNDRED COMPANIES
 By Lives in Force

| Company Code | Group Code | Company Name | State of Domicile | Lives In force Year end NBR | Earned Premiums | Incurred Claims | Direct Loss Ratio | Market Share Percentage | Cummulative Market Share |
|--------------|------------|--------------------------------------|-------------------|-----------------------------|-----------------|-----------------|-------------------|-------------------------|--------------------------|
| 68195 | 565 | Provident Life & Accident Ins Co | TN | 20,047 | 32,913 | 33,672 | 102.31 | 0.38 | 95.68 |
| 60380 | 370 | American Family Life Assur Co of Col | NE | 19,879 | 17,828 | 39,880 | 223.69 | 0.38 | 96.06 |
| 83437 | 1186 | MedAmerica Ins Co of NY | NY | 19,653 | 44,237 | 46,672 | 105.50 | 0.38 | 96.44 |
| 62952 | 4888 | SILAC Ins Co | UT | 17,004 | 39,448 | 56,687 | 143.70 | 0.33 | 96.77 |
| 71714 | 429 | Berkshire Life Ins Co of Amer | MA | 15,782 | 3,024 | 1,053 | 34.82 | 0.30 | 97.07 |
| 64211 | 687 | Guarantee Trust Life Ins Co | IL | 15,289 | 30,468 | 17,370 | 57.01 | 0.29 | 97.36 |
| 68896 | | Southern Farm Bureau Life Ins Co | MS | 12,978 | 4,249 | 6,469 | 152.25 | 0.25 | 97.61 |
| 72273 | 4939 | Wea Ins Corp | WI | 12,433 | 1,071 | 5,577 | 520.73 | 0.24 | 97.85 |
| 80802 | 549 | US Br Sun Life Assur Co of Canada | MI | 10,132 | 1,699 | 1,760 | 103.59 | 0.19 | 98.04 |
| 61190 | 280 | Auto Owners Life Ins Co | MI | 5,869 | 12,073 | 4,340 | 35.95 | 0.11 | 98.15 |
| 69345 | 1216 | Teachers Ins & Ann Assoc Of Amer | NY | 5,229 | 11,768 | 31,831 | 270.49 | 0.10 | 98.25 |
| 68560 | 233 | Bankers Conseco Life Ins Co | NY | 5,209 | 7,774 | 9,522 | 122.49 | 0.10 | 98.35 |
| 70319 | 233 | Washington Natl Ins Co | IN | 4,773 | 7,683 | 11,752 | 152.96 | 0.09 | 98.44 |
| 60488 | 12 | American Gen Life Ins Co | TX | 4,520 | 12,379 | 28,095 | 226.96 | 0.09 | 98.53 |
| 80594 | 4 | Riversource Life Ins Co Of NY | NY | 4,463 | 4,911 | 13,916 | 283.36 | 0.09 | 98.62 |
| 81531 | 570 | UTIC Ins Co | AL | 4,350 | 4,087 | 2,640 | 64.60 | 0.08 | 98.70 |
| 93734 | 4736 | Nassau Life & Ann Co | CT | 4,030 | 2,829 | 5,849 | 206.75 | 0.08 | 98.78 |
| 35963 | 1289 | AF&L Ins Co | PA | 3,757 | 9,892 | 16,391 | 165.70 | 0.07 | 98.85 |
| 81477 | 19 | Union Security Life Ins Co of NY | NY | 3,523 | 7,452 | 29,366 | 394.07 | 0.07 | 98.91 |
| 70688 | 468 | Transamerica Financial Life Ins Co | NY | 3,517 | 10,384 | 1,955 | 18.83 | 0.07 | 98.98 |
| 11860 | 4902 | Copic Ins Co | CO | 3,190 | 0 | 0 | 0.00 | 0.06 | 99.04 |
| 47570 | 962 | Premera Blue Cross | WA | 2,745 | 5,236 | 3,169 | 60.52 | 0.05 | 99.10 |
| 92916 | 290 | United Amer Ins Co | NE | 2,709 | 3,351 | 4,917 | 146.73 | 0.05 | 99.15 |
| 42129 | | United Security Assur Co Of PA | PA | 2,701 | 6,653 | 47 | 0.71 | 0.05 | 99.20 |
| 55026 | 461 | BCBSM Inc | MN | 2,671 | 5,670 | 4,788 | 84.44 | 0.05 | 99.25 |
| 60142 | 1216 | TIAA Cref Life Ins Co | NY | 2,639 | 6,907 | 13,645 | 197.55 | 0.05 | 99.30 |
| 19275 | 473 | American Family Mut Ins Co SI | WI | 2,409 | 5,299 | 7,356 | 138.82 | 0.05 | 99.35 |
| 71439 | 4862 | Assurity Life Ins Co | NE | 2,014 | 3,592 | 629 | 17.51 | 0.04 | 99.38 |

CAUTION: The information contained on this page is unaudited and not a complete analysis nor is it an expression of opinion on any insurer.
 This page may contain inadvertent errors.

2021 LONG-TERM CARE INSURANCE EXPERIENCE REPORTING FORM 1
MARKET SHARE - TOP ONE HUNDRED COMPANIES
 By Lives in Force

| Company Code | Group Code | Company Name | State of Domicile | Lives In force Year end NBR | Earned Premiums | Incurred Claims | Direct Loss Ratio | Market Share Percentage | Cummulative Market Share |
|--------------|------------|--------------------------------------|-------------------|-----------------------------|-----------------|-----------------|-------------------|-------------------------|--------------------------|
| 12967 | 1186 | MedAmerica Ins Co of FL | FL | 1,939 | 4,136 | 3,364 | 81.33 | 0.04 | 99.42 |
| 70729 | 430 | BCBS Of KS Inc | KS | 1,814 | 1,240 | 2,170 | 175.00 | 0.03 | 99.46 |
| 77780 | 4858 | BCBS Of NE | NE | 1,732 | 1,171 | 2,089 | 178.39 | 0.03 | 99.49 |
| 54771 | 812 | Highmark Inc | PA | 1,711 | 2,003 | 1,684 | 84.07 | 0.03 | 99.52 |
| 68284 | 4736 | Nassau Life Ins Co of KS | KS | 1,526 | 2,058 | 2,925 | 142.13 | 0.03 | 99.55 |
| 63312 | 435 | Great Amer Life Ins Co | OH | 1,392 | 3,429 | 2,525 | 73.64 | 0.03 | 99.58 |
| 87726 | 4932 | BrightHouse Life Ins Co | DE | 1,336 | 529 | 1,724 | 325.90 | 0.03 | 99.60 |
| 98167 | 536 | BCBS Of FL | FL | 1,309 | 1,132 | 1,864 | 164.66 | 0.03 | 99.63 |
| 24988 | 169 | Sentry Ins Co | WI | 1,246 | 1,315 | 6,485 | 493.16 | 0.02 | 99.65 |
| 60836 | 3527 | American Republic Ins Co | IA | 1,228 | 340 | 2,347 | 690.29 | 0.02 | 99.68 |
| 62825 | 671 | Anthem Blue Cross Life & Hlth Ins Co | CA | 1,181 | 620 | 2,359 | 380.48 | 0.02 | 99.70 |
| 54704 | 936 | Independence Hospital Ind Plan Inc | PA | 1,121 | 1,578 | 4,260 | 269.96 | 0.02 | 99.72 |
| 55891 | | BCBS of ND | ND | 1,113 | 1,799 | 1,767 | 98.22 | 0.02 | 99.74 |
| 70670 | 917 | Health Care Serv Corp A Mut Legal Re | IL | 1,081 | 290 | 2,052 | 707.59 | 0.02 | 99.76 |
| 60186 | 5014 | Everlake Life Ins Co | IL | 1,062 | 1,285 | 6,402 | 498.21 | 0.02 | 99.78 |
| 76236 | 244 | The Cincinnati Life Ins Co | OH | 1,032 | 271 | 703 | 259.41 | 0.02 | 99.80 |
| 65676 | 20 | Lincoln Natl Life Ins Co | IN | 1,009 | 0 | 0 | 0.00 | 0.02 | 99.82 |
| 66168 | 869 | Minnesota Life Ins Co | MN | 986 | 1,822 | 839 | 46.05 | 0.02 | 99.84 |
| 64190 | 761 | Allianz Life Ins Co Of NY | NY | 930 | 2,701 | 2,483 | 91.93 | 0.02 | 99.86 |
| 57487 | | Catholic Order Of Foresters | IL | 758 | 1,478 | 2,051 | 138.77 | 0.01 | 99.87 |
| 60243 | 810 | American Independent Ntwrk Ins Co NY | NY | 737 | 1,573 | 3,830 | 243.48 | 0.01 | 99.89 |
| 86355 | 408 | Standard Life & Accident Ins Co | TX | 607 | 204 | 1,136 | 556.86 | 0.01 | 99.90 |
| 65781 | 450 | Madison Natl Life Ins Co Inc | WI | 515 | 488 | 43 | 8.81 | 0.01 | 99.91 |
| 54631 | 758 | BCBS of NC Inc | NC | 501 | 1,023 | 773 | 75.56 | 0.01 | 99.92 |
| 38520 | 661 | BCBS Of SC Inc | SC | 436 | 109 | 264 | 242.20 | 0.01 | 99.93 |
| 54933 | 1207 | Regence BCBS of OR | OR | 412 | 501 | 222 | 44.31 | 0.01 | 99.93 |
| 81200 | 438 | Louisiana Hlth Serv & Ind Co | LA | 364 | 39 | 117 | 300.00 | 0.01 | 99.94 |
| 70106 | 12 | United States Life Ins Co in the Cit | NY | 310 | 969 | 2,434 | 251.19 | 0.01 | 99.95 |

CAUTION: The information contained on this page is unaudited and not a complete analysis nor is it an expression of opinion on any insurer.
 This page may contain inadvertent errors.

2021 LONG-TERM CARE INSURANCE EXPERIENCE REPORTING FORM 1
MARKET SHARE - TOP ONE HUNDRED COMPANIES
 By Lives in Force

| Company Code | Group Code | Company Name | State of Domicile | Lives In force Year end NBR | Earned Premiums | Incurred Claims | Direct Loss Ratio | Market Share Percentage | Cummulative Market Share |
|--------------|------------|-------------------------------------|-------------------|-----------------------------|-----------------|-----------------|-------------------|-------------------------|--------------------------|
| 63932 | 4734 | Athene Life Ins Co of NY | NY | 280 | 109 | 1,007 | 923.85 | 0.01 | 99.95 |
| 30155 | 4985 | Wilmington Ins Co | DE | 231 | 286 | 25 | 8.74 | 0.00 | 99.96 |
| 65242 | 836 | Lafayette Life Ins Co | OH | 195 | 172 | 15 | 8.72 | 0.00 | 99.96 |
| 93440 | 812 | HM Life Ins Co | PA | 169 | 92 | (58) | -63.04 | 0.00 | 99.96 |
| 53287 | 812 | Highmark BCBSD Inc | DE | 144 | 151 | 1,318 | 872.85 | 0.00 | 99.97 |
| 67083 | 435 | Manhattan Natl Life Ins Co | OH | 143 | 71 | 29 | 40.85 | 0.00 | 99.97 |
| 60526 | 370 | American Family Life Assur Co of NY | NY | 125 | 154 | 71 | 46.10 | 0.00 | 99.97 |
| 68209 | 565 | Provident Life & Cas Ins Co | TN | 125 | 90 | 834 | 926.67 | 0.00 | 99.97 |
| 69744 | 781 | Union Labor Life Ins Co | MD | 117 | 158 | 269 | 170.25 | 0.00 | 99.98 |
| 61859 | 574 | Christian Fidelity Life Ins Co | TX | 99 | 343 | 704 | 205.25 | 0.00 | 99.98 |
| 61425 | 276 | Trustmark Ins Co | IL | 95 | 1,099 | 3,879 | 352.96 | 0.00 | 99.98 |
| 60131 | 1207 | Regence Blueshield Of ID Inc | ID | 92 | 81 | 317 | 391.36 | 0.00 | 99.98 |
| 60534 | 8 | American Heritage Life Ins Co | FL | 86 | 104 | 1,519 | 1,460.58 | 0.00 | 99.98 |
| 61883 | 1117 | ManhattanLife Ins & Ann Co | TX | 83 | 112,578 | (123,005) | -109.26 | 0.00 | 99.99 |
| 61212 | | Baltimore Life Ins Co | MD | 75 | 47 | 76 | 161.70 | 0.00 | 99.99 |
| 10386 | 473 | American Family Ins Co | WI | 63 | 124 | 117 | 94.35 | 0.00 | 99.99 |

CAUTION: The information contained on this page is unaudited and not a complete analysis nor is it an expression of opinion on any insurer. This page may contain inadvertent errors.

2021 LONG-TERM CARE INSURANCE EXPERIENCE REPORTING FORM 1
MARKET SHARE - TOP ONE HUNDRED COMPANIES
 By Actual Earned Premiums

| Company Code | Group Code | Company Name | State of Domicile | Lives in Force Year end NBR | Earned Premiums | Incurred Claims | Direct Loss Ratio | Claims Opened NBR | Claims Closed NBR | Claims Remaining Open NBR | Market Share Percentage | Cummulative Market Share |
|--------------|------------|----------------------------------|-------------------|-----------------------------|-----------------|-----------------|-------------------|-------------------|-------------------|---------------------------|-------------------------|--------------------------|
| 66133 | 4213 | Wilton Reassur Co | MN | 0 | 63,287,652 | 134,016,494 | 211.76 | 0 | 0 | 0 | 86.58 | 86.58 |
| 70025 | 4011 | Genworth Life Ins Co | DE | 1,060,198 | 2,373,285 | 2,974,140 | 125.32 | 15,330 | 16,328 | 39,429 | 3.25 | 89.83 |
| 65838 | 904 | John Hancock Life Ins Co USA | MI | 790,380 | 1,070,259 | 1,156,556 | 108.06 | 10,837 | 10,237 | 30,676 | 1.46 | 91.29 |
| 67091 | 860 | Northwestern Mut Life Ins Co | WI | 269,176 | 830,996 | 307,840 | 37.04 | 678 | 809 | 2,429 | 1.14 | 92.43 |
| 65978 | 241 | Metropolitan Life Ins Co | NY | 435,210 | 738,158 | 832,733 | 112.81 | 6,837 | 6,360 | 14,418 | 1.01 | 93.44 |
| 20443 | 218 | Continental Cas Co | IL | 398,465 | 490,633 | 888,798 | 181.15 | 6,851 | 7,225 | 16,531 | 0.67 | 94.11 |
| 86231 | 468 | Transamerica Life Ins Co | IA | 295,042 | 460,464 | 613,495 | 133.23 | 4,609 | 6,142 | 11,785 | 0.63 | 94.74 |
| 68241 | 304 | Prudential Ins Co Of Amer | NJ | 207,039 | 430,386 | 329,032 | 76.45 | 1,387 | 1,498 | 3,613 | 0.59 | 95.33 |
| 71412 | 261 | Mutual Of Omaha Ins Co | NE | 209,338 | 385,341 | 140,716 | 36.52 | 1,706 | 1,693 | 4,816 | 0.53 | 95.86 |
| 66915 | 826 | New York Life Ins Co | NY | 162,585 | 320,976 | 175,367 | 54.64 | 1,410 | 1,381 | 2,674 | 0.44 | 96.30 |
| 93572 | 4639 | RGA Reins Co | MO | 0 | 250,193 | 44,574 | 17.82 | 0 | 0 | 0 | 0.34 | 96.64 |
| 72990 | 4011 | Genworth Life Ins Co of NY | NY | 76,361 | 216,598 | 320,457 | 147.95 | 1,231 | 1,115 | 3,216 | 0.30 | 96.93 |
| 56014 | | Thrivent Financial For Lutherans | WI | 115,709 | 208,629 | 377,979 | 181.17 | 1,637 | 1,648 | 6,165 | 0.29 | 97.22 |
| 25178 | 176 | State Farm Mut Auto Ins Co | IL | 112,862 | 206,550 | 155,155 | 75.12 | 1,255 | 1,085 | 3,256 | 0.28 | 97.50 |
| 61263 | 233 | Bankers Life & Cas Co | IL | 132,753 | 175,377 | 155,474 | 88.65 | 1,980 | 2,178 | 4,998 | 0.24 | 97.74 |
| 65935 | 435 | Massachusetts Mut Life Ins Co | MA | 41,741 | 158,276 | 18,523 | 11.70 | 25 | 26 | 114 | 0.22 | 97.96 |
| 93610 | 904 | John Hancock Life & Hlth Ins Co | MA | 75,564 | 133,359 | 214,559 | 160.89 | 1,115 | 918 | 3,567 | 0.18 | 98.14 |
| 61883 | 1117 | ManhattanLife Ins & Ann Co | TX | 83 | 112,578 | (123,005) | -109.26 | 4 | 2 | 4 | 0.15 | 98.30 |
| 71404 | | Continental Gen Ins Co | TX | 65,745 | 107,318 | 236,991 | 220.83 | 1,645 | 1,567 | 3,665 | 0.15 | 98.44 |
| 90611 | 761 | Allianz Life Ins Co Of N Amer | MN | 72,777 | 96,115 | 188,217 | 195.82 | 608 | 813 | 1,983 | 0.13 | 98.57 |
| 65005 | 4 | RiverSource Life Ins Co | MN | 86,538 | 89,892 | 204,402 | 227.39 | 2,322 | 2,512 | 5,656 | 0.12 | 98.70 |
| 69515 | 1186 | Medamerica Ins Co | PA | 57,521 | 85,592 | 77,839 | 90.94 | 844 | 857 | 1,888 | 0.12 | 98.81 |
| 77720 | 572 | LifeSecure Ins Co | MI | 63,079 | 81,048 | 26,486 | 32.68 | 131 | 77 | 327 | 0.11 | 98.92 |
| 64297 | 565 | First Unum Life Ins Co | NY | 38,032 | 76,258 | 165,021 | 216.40 | 431 | 371 | 1,090 | 0.10 | 99.03 |
| 58033 | | Knights Of Columbus | CT | 51,960 | 74,486 | 48,927 | 65.69 | 267 | 230 | 665 | 0.10 | 99.13 |
| 70408 | 306 | Union Security Ins Co | KS | 33,794 | 66,562 | 204,015 | 306.50 | 981 | 923 | 2,614 | 0.09 | 99.22 |
| 71471 | | Ability Ins Co | NE | 22,589 | 56,449 | 103,338 | 183.06 | 926 | 957 | 2,107 | 0.08 | 99.30 |
| 83437 | 1186 | MedAmerica Ins Co of NY | NY | 19,653 | 44,237 | 46,672 | 105.50 | 387 | 400 | 810 | 0.06 | 99.36 |

CAUTION: The information contained on this page is unaudited and not a complete analysis nor is it an expression of opinion on any insurer.
 This page may contain inadvertent errors.

2021 LONG-TERM CARE INSURANCE EXPERIENCE REPORTING FORM 1
MARKET SHARE - TOP ONE HUNDRED COMPANIES
 By Actual Earned Premiums

| Company Code | Group Code | Company Name | State of Domicile | Lives in Force Year end NBR | Earned Premiums | Incurred Claims | Direct Loss Ratio | Claims Opened NBR | Claims Closed NBR | Claims Remaining Open NBR | Market Share Percentage | Cummulative Market Share |
|--------------|------------|--------------------------------------|-------------------|-----------------------------|-----------------|-----------------|-------------------|-------------------|-------------------|---------------------------|-------------------------|--------------------------|
| 80578 | 367 | Physicians Mut Ins Co | NE | 20,902 | 43,502 | 50,282 | 115.59 | 799 | 804 | 1,727 | 0.06 | 99.42 |
| 60054 | 1 | Aetna Life Ins Co | CT | 40,253 | 40,408 | 71,177 | 176.15 | 689 | 762 | 1,893 | 0.06 | 99.47 |
| 62952 | 4888 | SILAC Ins Co | UT | 17,004 | 39,448 | 56,687 | 143.70 | 270 | 515 | 1,210 | 0.05 | 99.53 |
| 62626 | 306 | CMFG Life Ins Co | IA | 26,419 | 34,124 | 17,083 | 50.06 | 239 | 172 | 580 | 0.05 | 99.57 |
| 68195 | 565 | Provident Life & Accident Ins Co | TN | 20,047 | 32,913 | 33,672 | 102.31 | 138 | 134 | 387 | 0.05 | 99.62 |
| 64211 | 687 | Guarantee Trust Life Ins Co | IL | 15,289 | 30,468 | 17,370 | 57.01 | 193 | 159 | 326 | 0.04 | 99.66 |
| 62553 | 50 | Country Life Ins Co | IL | 20,687 | 25,004 | 81,408 | 325.58 | 362 | 225 | 716 | 0.03 | 99.70 |
| 60380 | 370 | American Family Life Assur Co of Col | NE | 19,879 | 17,828 | 39,880 | 223.69 | 378 | 104 | 274 | 0.02 | 99.72 |
| 78743 | 520 | New Era Life Ins Co | TX | 6 | 13,123 | (103,737) | -790.50 | 0 | 0 | 0 | 0.02 | 99.74 |
| 60488 | 12 | American Gen Life Ins Co | TX | 4,520 | 12,379 | 28,095 | 226.96 | 176 | 107 | 743 | 0.02 | 99.76 |
| 61190 | 280 | Auto Owners Life Ins Co | MI | 5,869 | 12,073 | 4,340 | 35.95 | 37 | 29 | 60 | 0.02 | 99.77 |
| 69345 | 1216 | Teachers Ins & Ann Assoc Of Amer | NY | 5,229 | 11,768 | 31,831 | 270.49 | 225 | 201 | 569 | 0.02 | 99.79 |
| 70688 | 468 | Transamerica Financial Life Ins Co | NY | 3,517 | 10,384 | 1,955 | 18.83 | 11 | 7 | 19 | 0.01 | 99.80 |
| 35963 | 1289 | AF&L Ins Co | PA | 3,757 | 9,892 | 16,391 | 165.70 | 232 | 355 | 567 | 0.01 | 99.82 |
| 68560 | 233 | Bankers Consec Life Ins Co | NY | 5,209 | 7,774 | 9,522 | 122.49 | 88 | 94 | 398 | 0.01 | 99.83 |
| 70319 | 233 | Washington Natl Ins Co | IN | 4,773 | 7,683 | 11,752 | 152.96 | 210 | 305 | 597 | 0.01 | 99.84 |
| 81477 | 19 | Union Security Life Ins Co of NY | NY | 3,523 | 7,452 | 29,366 | 394.07 | 110 | 77 | 285 | 0.01 | 99.85 |
| 60142 | 1216 | TIAA Cref Life Ins Co | NY | 2,639 | 6,907 | 13,645 | 197.55 | 71 | 61 | 175 | 0.01 | 99.86 |
| 62944 | 4965 | Equitable Financial Life Ins Co | NY | 0 | 6,754 | 13,063 | 193.41 | 0 | 0 | 0 | 0.01 | 99.87 |
| 42129 | | United Security Assur Co Of PA | PA | 2,701 | 6,653 | 47 | 0.71 | 17 | 8 | 9 | 0.01 | 99.87 |
| 55026 | 461 | BCBSM Inc | MN | 2,671 | 5,670 | 4,788 | 84.44 | 38 | 146 | 144 | 0.01 | 99.88 |
| 19275 | 473 | American Family Mut Ins Co SI | WI | 2,409 | 5,299 | 7,356 | 138.82 | 37 | 33 | 92 | 0.01 | 99.89 |
| 47570 | 962 | Premera Blue Cross | WA | 2,745 | 5,236 | 3,169 | 60.52 | 79 | 62 | 142 | 0.01 | 99.90 |
| 80594 | 4 | Riversource Life Ins Co Of NY | NY | 4,463 | 4,911 | 13,916 | 283.36 | 128 | 119 | 262 | 0.01 | 99.90 |
| 66583 | 1211 | National Guardian Life Ins Co | WI | 0 | 4,753 | 0 | 0.00 | 0 | 0 | 0 | 0.01 | 99.91 |
| 68896 | | Southern Farm Bureau Life Ins Co | MS | 12,978 | 4,249 | 6,469 | 152.25 | 231 | 224 | 830 | 0.01 | 99.92 |
| 12967 | 1186 | MedAmerica Ins Co of FL | FL | 1,939 | 4,136 | 3,364 | 81.33 | 22 | 19 | 36 | 0.01 | 99.92 |
| 81531 | 570 | UTIC Ins Co | AL | 4,350 | 4,087 | 2,640 | 64.60 | 20 | 15 | 46 | 0.01 | 99.93 |

CAUTION: The information contained on this page is unaudited and not a complete analysis nor is it an expression of opinion on any insurer.
 This page may contain inadvertent errors.

2021 LONG-TERM CARE INSURANCE EXPERIENCE REPORTING FORM 1
MARKET SHARE - TOP ONE HUNDRED COMPANIES
 By Actual Earned Premiums

| Company Code | Group Code | Company Name | State of Domicile | Lives in Force Year end NBR | Earned Premiums | Incurred Claims | Direct Loss Ratio | Claims Opened NBR | Claims Closed NBR | Claims Remaining Open NBR | Market Share Percentage | Cummulative Market Share |
|--------------|------------|--------------------------------------|-------------------|-----------------------------|-----------------|-----------------|-------------------|-------------------|-------------------|---------------------------|-------------------------|--------------------------|
| 71439 | 4862 | Assurity Life Ins Co | NE | 2,014 | 3,592 | 629 | 17.51 | 2 | 0 | 12 | 0.00 | 99.93 |
| 63312 | 435 | Great Amer Life Ins Co | OH | 1,392 | 3,429 | 2,525 | 73.64 | 28 | 21 | 86 | 0.00 | 99.94 |
| 92916 | 290 | United Amer Ins Co | NE | 2,709 | 3,351 | 4,917 | 146.73 | 111 | 154 | 181 | 0.00 | 99.94 |
| 71714 | 429 | Berkshire Life Ins Co of Amer | MA | 15,782 | 3,024 | 1,053 | 34.82 | 32 | 31 | 82 | 0.00 | 99.95 |
| 93734 | 4736 | Nassau Life & Ann Co | CT | 4,030 | 2,829 | 5,849 | 206.75 | 112 | 273 | 382 | 0.00 | 99.95 |
| 64190 | 761 | Allianz Life Ins Co Of NY | NY | 930 | 2,701 | 2,483 | 91.93 | 7 | 9 | 24 | 0.00 | 99.95 |
| 68284 | 4736 | Nassau Life Ins Co of KS | KS | 1,526 | 2,058 | 2,925 | 142.13 | 54 | 102 | 193 | 0.00 | 99.96 |
| 54771 | 812 | Highmark Inc | PA | 1,711 | 2,003 | 1,684 | 84.07 | 23 | 20 | 43 | 0.00 | 99.96 |
| 67784 | 520 | Philadelphia Amer Life Ins Co | TX | 2 | 1,996 | 181 | 9.07 | 0 | 0 | 0 | 0.00 | 99.96 |
| 66168 | 869 | Minnesota Life Ins Co | MN | 986 | 1,822 | 839 | 46.05 | 0 | 0 | 3 | 0.00 | 99.96 |
| 55891 | | BCBS of ND | ND | 1,113 | 1,799 | 1,767 | 98.22 | 15 | 17 | 36 | 0.00 | 99.97 |
| 80802 | 549 | US Br Sun Life Assur Co of Canada | MI | 10,132 | 1,699 | 1,760 | 103.59 | 307 | 425 | 793 | 0.00 | 99.97 |
| 54704 | 936 | Independence Hospital Ind Plan Inc | PA | 1,121 | 1,578 | 4,260 | 269.96 | 45 | 36 | 94 | 0.00 | 99.97 |
| 60243 | 810 | American Independent Ntwrk Ins Co NY | NY | 737 | 1,573 | 3,830 | 243.48 | 46 | 43 | 94 | 0.00 | 99.97 |
| 57487 | | Catholic Order Of Foresters | IL | 758 | 1,478 | 2,051 | 138.77 | 16 | 14 | 26 | 0.00 | 99.97 |
| 57320 | | Woodmen World Life Ins Soc | NE | 0 | 1,317 | 1,724 | 130.90 | 0 | 0 | 0 | 0.00 | 99.98 |
| 24988 | 169 | Sentry Ins Co | WI | 1,246 | 1,315 | 6,485 | 493.16 | 40 | 48 | 89 | 0.00 | 99.98 |
| 60186 | 5014 | Everlake Life Ins Co | IL | 1,062 | 1,285 | 6,402 | 498.21 | 57 | 85 | 79 | 0.00 | 99.98 |
| 70729 | 430 | BCBS Of KS Inc | KS | 1,814 | 1,240 | 2,170 | 175.00 | 57 | 57 | 119 | 0.00 | 99.98 |
| 77780 | 4858 | BCBS Of NE | NE | 1,732 | 1,171 | 2,089 | 178.39 | 46 | 62 | 147 | 0.00 | 99.98 |
| 98167 | 536 | BCBS Of FL | FL | 1,309 | 1,132 | 1,864 | 164.66 | 43 | 36 | 146 | 0.00 | 99.99 |
| 61425 | 276 | Trustmark Ins Co | IL | 95 | 1,099 | 3,879 | 352.96 | 0 | 1 | 0 | 0.00 | 99.99 |
| 72273 | 4939 | Wea Ins Corp | WI | 12,433 | 1,071 | 5,577 | 520.73 | 22 | 23 | 65 | 0.00 | 99.99 |
| 54631 | 758 | BCBS of NC Inc | NC | 501 | 1,023 | 773 | 75.56 | 11 | 23 | 26 | 0.00 | 99.99 |
| 70106 | 12 | United States Life Ins Co in the Cit | NY | 310 | 969 | 2,434 | 251.19 | 9 | 9 | 45 | 0.00 | 99.99 |
| 35599 | 812 | Highmark Cas Ins Co | PA | 58 | 893 | 350 | 39.19 | 3 | 4 | 12 | 0.00 | 99.99 |
| 62825 | 671 | Anthem Blue Cross Life & Hlth Ins Co | CA | 1,181 | 620 | 2,359 | 380.48 | 61 | 44 | 144 | 0.00 | 99.99 |
| 87726 | 4932 | Brighthouse Life Ins Co | DE | 1,336 | 529 | 1,724 | 325.90 | 37 | 29 | 54 | 0.00 | 99.99 |

CAUTION: The information contained on this page is unaudited and not a complete analysis nor is it an expression of opinion on any insurer.
 This page may contain inadvertent errors.

2021 LONG-TERM CARE INSURANCE EXPERIENCE REPORTING FORM 1
MARKET SHARE - TOP ONE HUNDRED COMPANIES
 By Actual Earned Premiums

| Company Code | Group Code | Company Name | State of Domicile | Lives in Force Year end NBR | Earned Premiums | Incurred Claims | Direct Loss Ratio | Claims Opened NBR | Claims Closed NBR | Claims Remaining Open NBR | Market Share Percentage | Cummulative Market Share |
|--------------|------------|--------------------------------------|-------------------|-----------------------------|-----------------|-----------------|-------------------|-------------------|-------------------|---------------------------|-------------------------|--------------------------|
| 54933 | 1207 | Regence BCBS of OR | OR | 412 | 501 | 222 | 44.31 | 19 | 20 | 15 | 0.00 | 99.99 |
| 65781 | 450 | Madison Natl Life Ins Co Inc | WI | 515 | 488 | 43 | 8.81 | 3 | 0 | 5 | 0.00 | 99.99 |
| 61859 | 574 | Christian Fidelity Life Ins Co | TX | 99 | 343 | 704 | 205.25 | 354 | 0 | 354 | 0.00 | 100.00 |
| 60836 | 3527 | American Republic Ins Co | IA | 1,228 | 340 | 2,347 | 690.29 | 73 | 102 | 217 | 0.00 | 100.00 |
| 70670 | 917 | Health Care Serv Corp A Mut Legal Re | IL | 1,081 | 290 | 2,052 | 707.59 | 50 | 56 | 144 | 0.00 | 100.00 |
| 30155 | 4985 | Wilmington Ins Co | DE | 231 | 286 | 25 | 8.74 | 0 | 2 | 1 | 0.00 | 100.00 |
| 76236 | 244 | The Cincinnati Life Ins Co | OH | 1,032 | 271 | 703 | 259.41 | 29 | 41 | 76 | 0.00 | 100.00 |
| 86355 | 408 | Standard Life & Accident Ins Co | TX | 607 | 204 | 1,136 | 556.86 | 27 | 6 | 100 | 0.00 | 100.00 |
| 65242 | 836 | Lafayette Life Ins Co | OH | 195 | 172 | 15 | 8.72 | 0 | 0 | 4 | 0.00 | 100.00 |
| 69744 | 781 | Union Labor Life Ins Co | MD | 117 | 158 | 269 | 170.25 | 2 | 7 | 4 | 0.00 | 100.00 |
| 60526 | 370 | American Family Life Assur Co of NY | NY | 125 | 154 | 71 | 46.10 | 1 | 3 | 0 | 0.00 | 100.00 |
| 53287 | 812 | Highmark BCBSD Inc | DE | 144 | 151 | 1,318 | 872.85 | 9 | 11 | 14 | 0.00 | 100.00 |
| 10386 | 473 | American Family Ins Co | WI | 63 | 124 | 117 | 94.35 | 0 | 0 | 3 | 0.00 | 100.00 |
| 38520 | 661 | BCBS Of SC Inc | SC | 436 | 109 | 264 | 242.20 | 6 | 9 | 12 | 0.00 | 100.00 |
| 63932 | 4734 | Athene Life Ins Co of NY | NY | 280 | 109 | 1,007 | 923.85 | 12 | 11 | 16 | 0.00 | 100.00 |
| 60534 | 8 | American Heritage Life Ins Co | FL | 86 | 104 | 1,519 | 1,460.58 | 1 | 0 | 6 | 0.00 | 100.00 |

CAUTION: The information contained on this page is unaudited and not a complete analysis nor is it an expression of opinion on any insurer.
 This page may contain inadvertent errors.

**LONG-TERM CARE INSURANCE EXPERIENCE
FORM 2**

Reporting Form 2 Nationwide-Level Reporting

The purpose of Form 2 is to provide data on direct individual long-term care (LTC) experience. Data are to be reported by base policy form. Rider forms will be reported with the base forms to which they are attached. Only summary data by reporting year is illustrated.

Experience data for each policy should be included in one of the three primary issue year periods shown on the experience form. It would be permissible for a company to include 100% of a policy form's experience in just one of the three primary issue year periods (using the issue year period where the majority of the policies were originally issued). It would also be permissible for a company to split a policy form's experience by issue year into multiple primary issue year periods shown in the form based upon policy issue year.

The current row refers to the current calendar year of reporting. The total inception-to-date would include aggregate experience data since the issuance of policies. Comprehensive policies provide a combination of institutional or facility and non-institutional coverage. This includes institutional-only policies with non-institutional riders.

The Long-Term Care Reporting forms should be filed whenever long-term care insurance (LTCI) has been sold, regardless of which annual statement has been filed. The three annual statement types are: 1) life, accident, and health; 2) property/casualty (P/C); and 3) health.

Beginning in 2019, life and fraternal companies began using the same quarterly and annual reporting forms. Additional rows and columns were added to the life financial statements to accommodate reporting of fraternal organizations, and the fraternal quarterly and annual reporting forms were retired.

For the 2021 reporting year, a total of 155 companies filed Form 2:

| | |
|-----|----------------------------|
| 119 | Life, Accident, and Health |
| 10 | P/C |
| 26 | Health |

(Narrative taken from Explanatory Notes for the Long-Term Care Insurance Experience Reporting Forms supplemental instructions for the Annual Statement Reporting Forms. Refer to the appropriate Annual Statement Instructions for complete instructions and narrative. Company counts are derived from Annual Statement Reports filed with the NAIC for the 2021 reporting year.)

**LONG-TERM CARE EXPERIENCE REPORTING FORM 2
DIRECT INDIVIDUAL EXPERIENCE STAND-ALONE ONLY (\$000 OMITTED) ^(a)**

REPORTING YEAR 20____
(To Be Filed By April 1)

NAIC Group Code _____

NAIC Company Code _____

| | 1 Calendar Year of Peak Issues | 2 Percent Male Lives Insured | 3 Average Attained Age | 4 Earned Premiums | 5 Incurred Claims | 6 Number of Lives In Force Year End | 7 Number of Terminations | 8 Number of New Lives Insured |
|--|--------------------------------------|------------------------------------|------------------------------|-------------------------|-------------------------|---|--------------------------------|-------------------------------------|
| Primarily 2003 and Prior Issue Years | | | | | | | | |
| 1. Current (Comprehensive)..... | | | | | | | | |
| 2. Total Inception-to-Date (Comprehensive)..... | | | XXX | | | XXX | XXX | |
| 3. Current (Institutional Only)..... | | | | | | | | |
| 4. Total Inception-to-Date (Institutional Only)..... | | | XXX | | | XXX | XXX | |
| 5. Current (Non-Institutional Only)..... | | | | | | | | |
| 6. Total Inception-to-Date (Non-Institutional Only)..... | | | XXX | | | XXX | XXX | |
| 7. Current (Grand Total)..... | | | | | | | | |
| 8. Total Inception-to-Date (Grand Total) | | | XXX | | | XXX | XXX | |
| Primarily 2004 to 2011 Issue Years | | | | | | | | |
| 9. Current (Comprehensive)..... | | | | | | | | |
| 10. Total Inception-to-Date (Comprehensive)..... | | | XXX | | | XXX | XXX | |
| 11. Current (Institutional Only)..... | | | | | | | | |
| 12. Total Inception-to-Date (Institutional Only)..... | | | XXX | | | XXX | XXX | |
| 13. Current (Non-Institutional Only)..... | | | | | | | | |
| 14. Total Inception-to-Date (Non-Institutional Only)..... | | | XXX | | | XXX | XXX | |
| 15. Current (Grand Total)..... | | | | | | | | |
| 16. Total Inception-to-Date (Grand Total) | | | XXX | | | XXX | XXX | |
| Primarily 2012 and Later Issue Years | | | | | | | | |
| 17. Current (Comprehensive)..... | | | | | | | | |
| 18. Total Inception-to-Date (Comprehensive)..... | | | XXX | | | XXX | XXX | |
| 19. Current (Institutional Only)..... | | | | | | | | |
| 20. Total Inception-to-Date (Institutional Only)..... | | | XXX | | | XXX | XXX | |
| 21. Current (Non-Institutional Only)..... | | | | | | | | |
| 22. Total Inception-to-Date (Non-Institutional Only)..... | | | XXX | | | XXX | XXX | |
| 23. Current (Grand Total)..... | | | | | | | | |
| 24. Total Inception-to-Date (Grand Total) | | | XXX | | | XXX | XXX | |

(a) Indicate whether policies are assigned to a Primary Issue Period on a per-policy or per-policy form basis.

Policy
 Policy Form

2021 LONG-TERM CARE INSURANCE EXPERIENCE REPORTING FORM 2
By COMPANY NAME

| Row Description | Premiums Earned | Incurred Claims | Cal Year of Peak Issues | PCT Male Lives Insured | Average Attained Age | NBR of Lives In-Force End of Year | NBR of Terminations | NBR of New Lives Insured |
|--|-----------------|----------------------------|-------------------------|------------------------|----------------------|-----------------------------------|---------------------|--------------------------|
| Company Name: Ability Ins Co | | Company Code: 71471 | | | | | | |
| Primarily 2002 and Prior Issue Years | | | | | | | | |
| 1. Current (Comprehensive) | 49,169 | 91,888 | 2001 | 36 | 83 | 20,393 | 1,626 | 0 |
| 2. Total Inception-to-Date (Comprehensive) | 1,194,778 | 1,506,704 | 2001 | 38 | | | | 59,142 |
| 3. Current (Institutional Only) | 64 | 164 | 2000 | 30 | 89 | 198 | 40 | 0 |
| 4. Total Inception-to-Date (Institutional Only) | 24,963 | 22,499 | 1986 | 30 | | | | 2,660 |
| 5. Current (Non-Institutional Only) | 90 | 316 | 2001 | 21 | 89 | 106 | 21 | 0 |
| 6. Total Inception-to-Date (Non-Institutional Only) | 13,865 | 17,940 | 1989 | 26 | | | | 1,451 |
| 7. Current (Grand Total) | 49,323 | 92,368 | 2001 | 36 | 83 | 20,697 | 1,687 | 0 |
| 8. Total Inception-to-Date (Grand Total) | 1,233,606 | 1,547,143 | 2001 | 38 | | | | 63,253 |
| Primarily 2003 to 2010 Issue Years | | | | | | | | |
| 9. Current (Comprehensive) | 2,339 | 1,434 | 2004 | 35 | 80 | 956 | 45 | 0 |
| 10. Total Inception-to-Date (Comprehensive) | 42,778 | 24,282 | 2003 | 37 | | | | 2,107 |
| 11. Current (Institutional Only) | 0 | 0 | 0 | 0 | 0 | 0 | 0 | 0 |
| 12. Total Inception-to-Date (Institutional Only) | 0 | 0 | 0 | 0 | | | | 0 |
| 13. Current (Non-Institutional Only) | 0 | 0 | 0 | 0 | 0 | 0 | 0 | 0 |
| 14. Total Inception-to-Date (Non-Institutional Only) | 0 | 0 | 0 | 0 | | | | 0 |
| 15. Current (Grand Total) | 2,339 | 1,434 | 2004 | 35 | 80 | 956 | 45 | 0 |
| 16. Total Inception-to-Date (Grand Total) | 42,778 | 24,282 | 2003 | 37 | | | | 2,107 |
| Primarily 2011 and Later Issue Years | | | | | | | | |
| 17. Current (Comprehensive) | 0 | 0 | 0 | 0 | 0 | 0 | 0 | 0 |
| 18. Total Inception-to-Date (Comprehensive) | 0 | 0 | 0 | 0 | | | | 0 |
| 19. Current (Institutional Only) | 0 | 0 | 0 | 0 | 0 | 0 | 0 | 0 |
| 20. Total Inception-to-Date (Institutional Only) | 0 | 0 | 0 | 0 | | | | 0 |
| 21. Current (Non-Institutional Only) | 0 | 0 | 0 | 0 | 0 | 0 | 0 | 0 |
| 22. Total Inception-to-Date (Non-Institutional Only) | 0 | 0 | 0 | 0 | | | | 0 |
| 23. Current (Grand Total) | 0 | 0 | 0 | 0 | 0 | 0 | 0 | 0 |
| 24. Total Inception-to-Date (Grand Total) | 0 | 0 | 0 | 0 | | | | 0 |

CAUTION: The information contained on this page is unaudited and not a complete analysis nor is it an expression of opinion on any insurer. This page may contain inadvertent errors.

2021 LONG-TERM CARE INSURANCE EXPERIENCE REPORTING FORM 2
By COMPANY NAME

| Row Description | Premiums Earned | Incurred Claims | Cal Year of Peak Issues | PCT Male Lives Insured | Average Attained Age | NBR of Lives In-Force End of Year | NBR of Terminations | NBR of New Lives Insured |
|--|-----------------|----------------------------|-------------------------|------------------------|----------------------|-----------------------------------|---------------------|--------------------------|
| Company Name: Aetna Life Ins Co | | Company Code: 60054 | | | | | | |
| Primarily 2002 and Prior Issue Years | | | | | | | | |
| 1. Current (Comprehensive) | 0 | 0 | 0 | 0 | 0 | 0 | 0 | 0 |
| 2. Total Inception-to-Date (Comprehensive) | 0 | 0 | 0 | 0 | | | | 0 |
| 3. Current (Institutional Only) | 0 | 0 | 0 | 0 | 0 | 0 | 0 | 0 |
| 4. Total Inception-to-Date (Institutional Only) | 0 | 0 | 0 | 0 | | | | 0 |
| 5. Current (Non-Institutional Only) | 0 | 0 | 0 | 0 | 0 | 0 | 0 | 0 |
| 6. Total Inception-to-Date (Non-Institutional Only) | 0 | 0 | 0 | 0 | | | | 0 |
| 7. Current (Grand Total) | 0 | 0 | 0 | 0 | 0 | 0 | 0 | 0 |
| 8. Total Inception-to-Date (Grand Total) | 0 | 0 | 0 | 0 | | | | 0 |
| Primarily 2003 to 2010 Issue Years | | | | | | | | |
| 9. Current (Comprehensive) | 0 | 0 | 0 | 0 | 0 | 0 | 0 | 0 |
| 10. Total Inception-to-Date (Comprehensive) | 0 | 0 | 0 | 0 | | | | 0 |
| 11. Current (Institutional Only) | 0 | 0 | 0 | 0 | 0 | 0 | 0 | 0 |
| 12. Total Inception-to-Date (Institutional Only) | 0 | 0 | 0 | 0 | | | | 0 |
| 13. Current (Non-Institutional Only) | 0 | 0 | 0 | 0 | 0 | 0 | 0 | 0 |
| 14. Total Inception-to-Date (Non-Institutional Only) | 0 | 0 | 0 | 0 | | | | 0 |
| 15. Current (Grand Total) | 0 | 0 | 0 | 0 | 0 | 0 | 0 | 0 |
| 16. Total Inception-to-Date (Grand Total) | 0 | 0 | 0 | 0 | | | | 0 |
| Primarily 2011 and Later Issue Years | | | | | | | | |
| 17. Current (Comprehensive) | 0 | 0 | 0 | 0 | 0 | 0 | 0 | 0 |
| 18. Total Inception-to-Date (Comprehensive) | 0 | 0 | 0 | 0 | | | | 0 |
| 19. Current (Institutional Only) | 0 | 0 | 0 | 0 | 0 | 0 | 0 | 0 |
| 20. Total Inception-to-Date (Institutional Only) | 0 | 0 | 0 | 0 | | | | 0 |
| 21. Current (Non-Institutional Only) | 0 | 0 | 0 | 0 | 0 | 0 | 0 | 0 |
| 22. Total Inception-to-Date (Non-Institutional Only) | 0 | 0 | 0 | 0 | | | | 0 |
| 23. Current (Grand Total) | 0 | 0 | 0 | 0 | 0 | 0 | 0 | 0 |
| 24. Total Inception-to-Date (Grand Total) | 0 | 0 | 0 | 0 | | | | 0 |

CAUTION: The information contained on this page is unaudited and not a complete analysis nor is it an expression of opinion on any insurer. This page may contain inadvertent errors.

2021 LONG-TERM CARE INSURANCE EXPERIENCE REPORTING FORM 2
By COMPANY NAME

| Row Description | Premiums Earned | Incurred Claims | Cal Year of Peak Issues | PCT Male Lives Insured | Average Attained Age | NBR of Lives In-Force End of Year | NBR of Terminations | NBR of New Lives Insured |
|--|-----------------|----------------------------|-------------------------|------------------------|----------------------|-----------------------------------|---------------------|--------------------------|
| Company Name: AF&L Ins Co | | Company Code: 35963 | | | | | | |
| Primarily 2002 and Prior Issue Years | | | | | | | | |
| 1. Current (Comprehensive) | 6,886 | 11,409 | 2000 | 31 | 85 | 2,615 | 375 | 0 |
| 2. Total Inception-to-Date (Comprehensive) | 159,109 | 250,647 | 2000 | 33 | | | | 8,578 |
| 3. Current (Institutional Only) | 0 | 0 | 2000 | 0 | 0 | 0 | 0 | 0 |
| 4. Total Inception-to-Date (Institutional Only) | 0 | 0 | 2000 | 0 | | | | 0 |
| 5. Current (Non-Institutional Only) | 1,417 | 2,347 | 2000 | 26 | 87 | 538 | 78 | 0 |
| 6. Total Inception-to-Date (Non-Institutional Only) | 16,622 | 51,567 | 2000 | 29 | | | | 2,867 |
| 7. Current (Grand Total) | 8,303 | 13,756 | 2000 | 30 | 85 | 3,153 | 453 | 0 |
| 8. Total Inception-to-Date (Grand Total) | 175,731 | 302,214 | 2000 | 32 | | | | 11,445 |
| Primarily 2003 to 2010 Issue Years | | | | | | | | |
| 9. Current (Comprehensive) | 1,446 | 2,395 | 2004 | 34 | 83 | 549 | 78 | 0 |
| 10. Total Inception-to-Date (Comprehensive) | 72,236 | 52,621 | 2004 | 36 | | | | 3,768 |
| 11. Current (Institutional Only) | 0 | 0 | 2004 | 0 | 0 | 0 | 0 | 0 |
| 12. Total Inception-to-Date (Institutional Only) | 0 | 0 | 2004 | 0 | | | | 0 |
| 13. Current (Non-Institutional Only) | 145 | 240 | 2004 | 26 | 85 | 55 | 8 | 0 |
| 14. Total Inception-to-Date (Non-Institutional Only) | 6,716 | 3,728 | 2004 | 31 | | | | 968 |
| 15. Current (Grand Total) | 1,591 | 2,635 | 2004 | 33 | 83 | 604 | 86 | 0 |
| 16. Total Inception-to-Date (Grand Total) | 78,952 | 56,349 | 2004 | 35 | | | | 4,736 |
| Primarily 2011 and Later Issue Years | | | | | | | | |
| 17. Current (Comprehensive) | 0 | 0 | 0 | 0 | 0 | 0 | 0 | 0 |
| 18. Total Inception-to-Date (Comprehensive) | 0 | 0 | 0 | 0 | | | | 0 |
| 19. Current (Institutional Only) | 0 | 0 | 0 | 0 | 0 | 0 | 0 | 0 |
| 20. Total Inception-to-Date (Institutional Only) | 0 | 0 | 0 | 0 | | | | 0 |
| 21. Current (Non-Institutional Only) | 0 | 0 | 0 | 0 | 0 | 0 | 0 | 0 |
| 22. Total Inception-to-Date (Non-Institutional Only) | 0 | 0 | 0 | 0 | | | | 0 |
| 23. Current (Grand Total) | 0 | 0 | 0 | 0 | 0 | 0 | 0 | 0 |
| 24. Total Inception-to-Date (Grand Total) | 0 | 0 | 0 | 0 | | | | 0 |

CAUTION: The information contained on this page is unaudited and not a complete analysis nor is it an expression of opinion on any insurer. This page may contain inadvertent errors.

2021 LONG-TERM CARE INSURANCE EXPERIENCE REPORTING FORM 2
By COMPANY NAME

| Row Description | Premiums Earned | Incurred Claims | Cal Year of Peak Issues | PCT Male Lives Insured | Average Attained Age | NBR of Lives In-Force End of Year | NBR of Terminations | NBR of New Lives Insured |
|--|-----------------|----------------------------|-------------------------|------------------------|----------------------|-----------------------------------|---------------------|--------------------------|
| Company Name: Allianz Life Ins Co Of N Amer | | Company Code: 90611 | | | | | | |
| Primarily 2002 and Prior Issue Years | | | | | | | | |
| 1. Current (Comprehensive) | 58,174 | 294,332 | 2001 | 43 | 80 | 56,652 | 1,197 | 0 |
| 2. Total Inception-to-Date (Comprehensive) | 2,096,562 | 1,766,187 | 2001 | 44 | | | | 87,796 |
| 3. Current (Institutional Only) | 0 | 0 | 0 | 0 | 0 | 0 | 0 | 0 |
| 4. Total Inception-to-Date (Institutional Only) | 0 | 0 | 0 | 0 | | | | 0 |
| 5. Current (Non-Institutional Only) | 0 | 0 | 0 | 0 | 0 | 0 | 0 | 0 |
| 6. Total Inception-to-Date (Non-Institutional Only) | 0 | 0 | 0 | 0 | | | | 0 |
| 7. Current (Grand Total) | 58,174 | 294,332 | 2001 | 43 | 80 | 56,652 | 1,197 | 0 |
| 8. Total Inception-to-Date (Grand Total) | 2,096,562 | 1,766,187 | 2001 | 44 | | | | 87,796 |
| Primarily 2003 to 2010 Issue Years | | | | | | | | |
| 9. Current (Comprehensive) | 104,549 | 115,672 | 2006 | 41 | 75 | 49,382 | 1,086 | 0 |
| 10. Total Inception-to-Date (Comprehensive) | 1,938,453 | 577,846 | 2004 | 42 | | | | 71,838 |
| 11. Current (Institutional Only) | 0 | 0 | 0 | 0 | 0 | 0 | 0 | 0 |
| 12. Total Inception-to-Date (Institutional Only) | 0 | 0 | 0 | 0 | | | | 0 |
| 13. Current (Non-Institutional Only) | 0 | 0 | 0 | 0 | 0 | 0 | 0 | 0 |
| 14. Total Inception-to-Date (Non-Institutional Only) | 0 | 0 | 0 | 0 | | | | 0 |
| 15. Current (Grand Total) | 104,549 | 115,672 | 2006 | 41 | 75 | 49,382 | 1,086 | 0 |
| 16. Total Inception-to-Date (Grand Total) | 1,938,453 | 577,846 | 2004 | 42 | | | | 71,838 |
| Primarily 2011 and Later Issue Years | | | | | | | | |
| 17. Current (Comprehensive) | 0 | 0 | 0 | 0 | 0 | 0 | 0 | 0 |
| 18. Total Inception-to-Date (Comprehensive) | 0 | 0 | 0 | 0 | | | | 0 |
| 19. Current (Institutional Only) | 0 | 0 | 0 | 0 | 0 | 0 | 0 | 0 |
| 20. Total Inception-to-Date (Institutional Only) | 0 | 0 | 0 | 0 | | | | 0 |
| 21. Current (Non-Institutional Only) | 0 | 0 | 0 | 0 | 0 | 0 | 0 | 0 |
| 22. Total Inception-to-Date (Non-Institutional Only) | 0 | 0 | 0 | 0 | | | | 0 |
| 23. Current (Grand Total) | 0 | 0 | 0 | 0 | 0 | 0 | 0 | 0 |
| 24. Total Inception-to-Date (Grand Total) | 0 | 0 | 0 | 0 | | | | 0 |

CAUTION: The information contained on this page is unaudited and not a complete analysis nor is it an expression of opinion on any insurer. This page may contain inadvertent errors.

2021 LONG-TERM CARE INSURANCE EXPERIENCE REPORTING FORM 2
By COMPANY NAME

| Row Description | Premiums Earned | Incurred Claims | Cal Year of Peak Issues | PCT Male Lives Insured | Average Attained Age | NBR of Lives In-Force End of Year | NBR of Terminations | NBR of New Lives Insured |
|--|-----------------|----------------------------|-------------------------|------------------------|----------------------|-----------------------------------|---------------------|--------------------------|
| Company Name: Allianz Life Ins Co Of NY | | Company Code: 64190 | | | | | | |
| Primarily 2002 and Prior Issue Years | | | | | | | | |
| 1. Current (Comprehensive) | 0 | 0 | 0 | 0 | 0 | 0 | 0 | 0 |
| 2. Total Inception-to-Date (Comprehensive) | 0 | 0 | 0 | 0 | | | | 0 |
| 3. Current (Institutional Only) | 0 | 0 | 0 | 0 | 0 | 0 | 0 | 0 |
| 4. Total Inception-to-Date (Institutional Only) | 0 | 0 | 0 | 0 | | | | 0 |
| 5. Current (Non-Institutional Only) | 0 | 0 | 0 | 0 | 0 | 0 | 0 | 0 |
| 6. Total Inception-to-Date (Non-Institutional Only) | 0 | 0 | 0 | 0 | | | | 0 |
| 7. Current (Grand Total) | 0 | 0 | 0 | 0 | 0 | 0 | 0 | 0 |
| 8. Total Inception-to-Date (Grand Total) | 0 | 0 | 0 | 0 | | | | 0 |
| Primarily 2003 to 2010 Issue Years | | | | | | | | |
| 9. Current (Comprehensive) | 3,042 | 2,766 | 2007 | 39 | 76 | 929 | 23 | 0 |
| 10. Total Inception-to-Date (Comprehensive) | 48,024 | 18,553 | 2007 | 39 | | | | 1,239 |
| 11. Current (Institutional Only) | 0 | 0 | 0 | 0 | 0 | 0 | 0 | 0 |
| 12. Total Inception-to-Date (Institutional Only) | 0 | 0 | 0 | 0 | | | | 0 |
| 13. Current (Non-Institutional Only) | 0 | 0 | 0 | 0 | 0 | 0 | 0 | 0 |
| 14. Total Inception-to-Date (Non-Institutional Only) | 0 | 0 | 0 | 0 | | | | 0 |
| 15. Current (Grand Total) | 3,042 | 2,766 | 2007 | 39 | 76 | 929 | 23 | 0 |
| 16. Total Inception-to-Date (Grand Total) | 48,024 | 18,553 | 2007 | 39 | | | | 1,239 |
| Primarily 2011 and Later Issue Years | | | | | | | | |
| 17. Current (Comprehensive) | 0 | 0 | 0 | 0 | 0 | 0 | 0 | 0 |
| 18. Total Inception-to-Date (Comprehensive) | 0 | 0 | 0 | 0 | | | | 0 |
| 19. Current (Institutional Only) | 0 | 0 | 0 | 0 | 0 | 0 | 0 | 0 |
| 20. Total Inception-to-Date (Institutional Only) | 0 | 0 | 0 | 0 | | | | 0 |
| 21. Current (Non-Institutional Only) | 0 | 0 | 0 | 0 | 0 | 0 | 0 | 0 |
| 22. Total Inception-to-Date (Non-Institutional Only) | 0 | 0 | 0 | 0 | | | | 0 |
| 23. Current (Grand Total) | 0 | 0 | 0 | 0 | 0 | 0 | 0 | 0 |
| 24. Total Inception-to-Date (Grand Total) | 0 | 0 | 0 | 0 | | | | 0 |

CAUTION: The information contained on this page is unaudited and not a complete analysis nor is it an expression of opinion on any insurer. This page may contain inadvertent errors.

2021 LONG-TERM CARE INSURANCE EXPERIENCE REPORTING FORM 2
By COMPANY NAME

| Row Description | Premiums Earned | Incurred Claims | Cal Year of Peak Issues | PCT Male Lives Insured | Average Attained Age | NBR of Lives In-Force End of Year | NBR of Terminations | NBR of New Lives Insured |
|--|-----------------|----------------------------|-------------------------|------------------------|----------------------|-----------------------------------|---------------------|--------------------------|
| Company Name: American Family Ins Co | | Company Code: 10386 | | | | | | |
| Primarily 2002 and Prior Issue Years | | | | | | | | |
| 1. Current (Comprehensive) | 124 | 117 | 2001 | 52 | 72 | 63 | 2 | 0 |
| 2. Total Inception-to-Date (Comprehensive) | 2,777 | 2,805 | 2001 | 49 | | | | 166 |
| 3. Current (Institutional Only) | 0 | 0 | 0 | 0 | 0 | 0 | 0 | 0 |
| 4. Total Inception-to-Date (Institutional Only) | 0 | 0 | 0 | 0 | | | | 0 |
| 5. Current (Non-Institutional Only) | 0 | 0 | 0 | 0 | 0 | 0 | 0 | 0 |
| 6. Total Inception-to-Date (Non-Institutional Only) | 0 | 0 | 0 | 0 | | | | 0 |
| 7. Current (Grand Total) | 124 | 117 | 2001 | 52 | 72 | 63 | 2 | 0 |
| 8. Total Inception-to-Date (Grand Total) | 2,777 | 2,805 | 2001 | 49 | | | | 166 |
| Primarily 2003 to 2010 Issue Years | | | | | | | | |
| 9. Current (Comprehensive) | 0 | 0 | 0 | 0 | 0 | 0 | 0 | 0 |
| 10. Total Inception-to-Date (Comprehensive) | 0 | 0 | 0 | 0 | | | | 0 |
| 11. Current (Institutional Only) | 0 | 0 | 0 | 0 | 0 | 0 | 0 | 0 |
| 12. Total Inception-to-Date (Institutional Only) | 0 | 0 | 0 | 0 | | | | 0 |
| 13. Current (Non-Institutional Only) | 0 | 0 | 0 | 0 | 0 | 0 | 0 | 0 |
| 14. Total Inception-to-Date (Non-Institutional Only) | 0 | 0 | 0 | 0 | | | | 0 |
| 15. Current (Grand Total) | 0 | 0 | 0 | 0 | 0 | 0 | 0 | 0 |
| 16. Total Inception-to-Date (Grand Total) | 0 | 0 | 0 | 0 | | | | 0 |
| Primarily 2011 and Later Issue Years | | | | | | | | |
| 17. Current (Comprehensive) | 0 | 0 | 0 | 0 | 0 | 0 | 0 | 0 |
| 18. Total Inception-to-Date (Comprehensive) | 0 | 0 | 0 | 0 | | | | 0 |
| 19. Current (Institutional Only) | 0 | 0 | 0 | 0 | 0 | 0 | 0 | 0 |
| 20. Total Inception-to-Date (Institutional Only) | 0 | 0 | 0 | 0 | | | | 0 |
| 21. Current (Non-Institutional Only) | 0 | 0 | 0 | 0 | 0 | 0 | 0 | 0 |
| 22. Total Inception-to-Date (Non-Institutional Only) | 0 | 0 | 0 | 0 | | | | 0 |
| 23. Current (Grand Total) | 0 | 0 | 0 | 0 | 0 | 0 | 0 | 0 |
| 24. Total Inception-to-Date (Grand Total) | 0 | 0 | 0 | 0 | | | | 0 |

CAUTION: The information contained on this page is unaudited and not a complete analysis nor is it an expression of opinion on any insurer. This page may contain inadvertent errors.

2021 LONG-TERM CARE INSURANCE EXPERIENCE REPORTING FORM 2
By COMPANY NAME

| Row Description | Premiums Earned | Incurred Claims | Cal Year of Peak Issues | PCT Male Lives Insured | Average Attained Age | NBR of Lives In-Force End of Year | NBR of Terminations | NBR of New Lives Insured |
|---|-----------------|----------------------------|-------------------------|------------------------|----------------------|-----------------------------------|---------------------|--------------------------|
| Company Name: American Family Life Assur Co of Col | | Company Code: 60380 | | | | | | |
| Primarily 2002 and Prior Issue Years | | | | | | | | |
| 1. Current (Comprehensive) | 10,295 | 33,605 | 1998 | 38 | 83 | 11,234 | 1,021 | 0 |
| 2. Total Inception-to-Date (Comprehensive) | 691,175 | 649,983 | 1989 | 38 | | | | 67,225 |
| 3. Current (Institutional Only) | 0 | 0 | 0 | 0 | 0 | 0 | 0 | 0 |
| 4. Total Inception-to-Date (Institutional Only) | 0 | 0 | 0 | 0 | | | | 0 |
| 5. Current (Non-Institutional Only) | 0 | 0 | 0 | 0 | 0 | 0 | 0 | 0 |
| 6. Total Inception-to-Date (Non-Institutional Only) | 0 | 0 | 0 | 0 | | | | 0 |
| 7. Current (Grand Total) | 10,295 | 33,605 | 0 | 0 | 0 | 11,234 | 1,021 | 0 |
| 8. Total Inception-to-Date (Grand Total) | 691,175 | 649,983 | 0 | 0 | | | | 67,225 |
| Primarily 2003 to 2010 Issue Years | | | | | | | | |
| 9. Current (Comprehensive) | 7,532 | 6,275 | 2005 | 32 | 69 | 8,645 | 256 | 0 |
| 10. Total Inception-to-Date (Comprehensive) | 164,332 | 19,222 | 2004 | 34 | | | | 22,859 |
| 11. Current (Institutional Only) | 0 | 0 | 0 | 0 | 0 | 0 | 0 | 0 |
| 12. Total Inception-to-Date (Institutional Only) | 0 | 0 | 0 | 0 | | | | 0 |
| 13. Current (Non-Institutional Only) | 0 | 0 | 0 | 0 | 0 | 0 | 0 | 0 |
| 14. Total Inception-to-Date (Non-Institutional Only) | 0 | 0 | 0 | 0 | | | | 0 |
| 15. Current (Grand Total) | 7,532 | 6,275 | 0 | 0 | 0 | 8,645 | 256 | 0 |
| 16. Total Inception-to-Date (Grand Total) | 164,332 | 19,222 | 0 | 0 | | | | 22,859 |
| Primarily 2011 and Later Issue Years | | | | | | | | |
| 17. Current (Comprehensive) | 0 | 0 | 0 | 0 | 0 | 0 | 0 | 0 |
| 18. Total Inception-to-Date (Comprehensive) | 0 | 0 | 0 | 0 | | | | 0 |
| 19. Current (Institutional Only) | 0 | 0 | 0 | 0 | 0 | 0 | 0 | 0 |
| 20. Total Inception-to-Date (Institutional Only) | 0 | 0 | 0 | 0 | | | | 0 |
| 21. Current (Non-Institutional Only) | 0 | 0 | 0 | 0 | 0 | 0 | 0 | 0 |
| 22. Total Inception-to-Date (Non-Institutional Only) | 0 | 0 | 0 | 0 | | | | 0 |
| 23. Current (Grand Total) | 0 | 0 | 0 | 0 | 0 | 0 | 0 | 0 |
| 24. Total Inception-to-Date (Grand Total) | 0 | 0 | 0 | 0 | | | | 0 |

CAUTION: The information contained on this page is unaudited and not a complete analysis nor is it an expression of opinion on any insurer. This page may contain inadvertent errors.

2021 LONG-TERM CARE INSURANCE EXPERIENCE REPORTING FORM 2
By COMPANY NAME

| Row Description | Premiums Earned | Incurred Claims | Cal Year of Peak Issues | PCT Male Lives Insured | Average Attained Age | NBR of Lives In-Force End of Year | NBR of Terminations | NBR of New Lives Insured |
|--|-----------------|----------------------------|-------------------------|------------------------|----------------------|-----------------------------------|---------------------|--------------------------|
| Company Name: American Family Life Assur Co of NY | | Company Code: 60526 | | | | | | |
| Primarily 2002 and Prior Issue Years | | | | | | | | |
| 1. Current (Comprehensive) | 25 | 11 | 14 | 29 | 88 | 14 | 3 | 0 |
| 2. Total Inception-to-Date (Comprehensive) | 9,469 | 13,530 | 1379 | 31 | | | | 1,379 |
| 3. Current (Institutional Only) | 0 | 0 | 0 | 0 | 0 | 0 | 0 | 0 |
| 4. Total Inception-to-Date (Institutional Only) | 0 | 0 | 0 | 0 | | | | 0 |
| 5. Current (Non-Institutional Only) | 0 | 0 | 0 | 0 | 0 | 0 | 0 | 0 |
| 6. Total Inception-to-Date (Non-Institutional Only) | 0 | 0 | 0 | 0 | | | | 0 |
| 7. Current (Grand Total) | 25 | 11 | 14 | 0 | 0 | 14 | 3 | 0 |
| 8. Total Inception-to-Date (Grand Total) | 9,469 | 13,530 | 1379 | 0 | | | | 1,379 |
| Primarily 2003 to 2010 Issue Years | | | | | | | | |
| 9. Current (Comprehensive) | 130 | 60 | 89 | 36 | 65 | 111 | 0 | 0 |
| 10. Total Inception-to-Date (Comprehensive) | 2,723 | 70 | 242 | 38 | | | | 304 |
| 11. Current (Institutional Only) | 0 | 0 | 0 | 0 | 0 | 0 | 0 | 0 |
| 12. Total Inception-to-Date (Institutional Only) | 0 | 0 | 0 | 0 | | | | 0 |
| 13. Current (Non-Institutional Only) | 0 | 0 | 0 | 0 | 0 | 0 | 0 | 0 |
| 14. Total Inception-to-Date (Non-Institutional Only) | 0 | 0 | 0 | 0 | | | | 0 |
| 15. Current (Grand Total) | 130 | 60 | 89 | 0 | 0 | 111 | 0 | 0 |
| 16. Total Inception-to-Date (Grand Total) | 2,723 | 70 | 242 | 0 | | | | 304 |
| Primarily 2011 and Later Issue Years | | | | | | | | |
| 17. Current (Comprehensive) | 0 | 0 | 0 | 0 | 0 | 0 | 0 | 0 |
| 18. Total Inception-to-Date (Comprehensive) | 0 | 0 | 0 | 0 | | | | 0 |
| 19. Current (Institutional Only) | 0 | 0 | 0 | 0 | 0 | 0 | 0 | 0 |
| 20. Total Inception-to-Date (Institutional Only) | 0 | 0 | 0 | 0 | | | | 0 |
| 21. Current (Non-Institutional Only) | 0 | 0 | 0 | 0 | 0 | 0 | 0 | 0 |
| 22. Total Inception-to-Date (Non-Institutional Only) | 0 | 0 | 0 | 0 | | | | 0 |
| 23. Current (Grand Total) | 0 | 0 | 0 | 0 | 0 | 0 | 0 | 0 |
| 24. Total Inception-to-Date (Grand Total) | 0 | 0 | 0 | 0 | | | | 0 |

CAUTION: The information contained on this page is unaudited and not a complete analysis nor is it an expression of opinion on any insurer. This page may contain inadvertent errors.

2021 LONG-TERM CARE INSURANCE EXPERIENCE REPORTING FORM 2
By COMPANY NAME

| Row Description | Premiums Earned | Incurred Claims | Cal Year of Peak Issues | PCT Male Lives Insured | Average Attained Age | NBR of Lives In-Force End of Year | NBR of Terminations | NBR of New Lives Insured |
|--|-----------------|----------------------------|-------------------------|------------------------|----------------------|-----------------------------------|---------------------|--------------------------|
| Company Name: American Family Mut Ins Co SI | | Company Code: 19275 | | | | | | |
| Primarily 2002 and Prior Issue Years | | | | | | | | |
| 1. Current (Comprehensive) | 5,299 | 7,356 | 2002 | 43 | 75 | 2,409 | 96 | 0 |
| 2. Total Inception-to-Date (Comprehensive) | 102,545 | 58,620 | 2000 | 44 | | | | 4,898 |
| 3. Current (Institutional Only) | 0 | 0 | 0 | 0 | 0 | 0 | 0 | 0 |
| 4. Total Inception-to-Date (Institutional Only) | 0 | 0 | 0 | 0 | | | | 0 |
| 5. Current (Non-Institutional Only) | 0 | 0 | 0 | 0 | 0 | 0 | 0 | 0 |
| 6. Total Inception-to-Date (Non-Institutional Only) | 0 | 0 | 0 | 0 | | | | 0 |
| 7. Current (Grand Total) | 5,299 | 7,356 | 2002 | 43 | 75 | 2,409 | 96 | 0 |
| 8. Total Inception-to-Date (Grand Total) | 102,545 | 58,620 | 2000 | 44 | | | | 4,898 |
| Primarily 2003 to 2010 Issue Years | | | | | | | | |
| 9. Current (Comprehensive) | 0 | 0 | 0 | 0 | 0 | 0 | 0 | 0 |
| 10. Total Inception-to-Date (Comprehensive) | 0 | 0 | 0 | 0 | | | | 0 |
| 11. Current (Institutional Only) | 0 | 0 | 0 | 0 | 0 | 0 | 0 | 0 |
| 12. Total Inception-to-Date (Institutional Only) | 0 | 0 | 0 | 0 | | | | 0 |
| 13. Current (Non-Institutional Only) | 0 | 0 | 0 | 0 | 0 | 0 | 0 | 0 |
| 14. Total Inception-to-Date (Non-Institutional Only) | 0 | 0 | 0 | 0 | | | | 0 |
| 15. Current (Grand Total) | 0 | 0 | 0 | 0 | 0 | 0 | 0 | 0 |
| 16. Total Inception-to-Date (Grand Total) | 0 | 0 | 0 | 0 | | | | 0 |
| Primarily 2011 and Later Issue Years | | | | | | | | |
| 17. Current (Comprehensive) | 0 | 0 | 0 | 0 | 0 | 0 | 0 | 0 |
| 18. Total Inception-to-Date (Comprehensive) | 0 | 0 | 0 | 0 | | | | 0 |
| 19. Current (Institutional Only) | 0 | 0 | 0 | 0 | 0 | 0 | 0 | 0 |
| 20. Total Inception-to-Date (Institutional Only) | 0 | 0 | 0 | 0 | | | | 0 |
| 21. Current (Non-Institutional Only) | 0 | 0 | 0 | 0 | 0 | 0 | 0 | 0 |
| 22. Total Inception-to-Date (Non-Institutional Only) | 0 | 0 | 0 | 0 | | | | 0 |
| 23. Current (Grand Total) | 0 | 0 | 0 | 0 | 0 | 0 | 0 | 0 |
| 24. Total Inception-to-Date (Grand Total) | 0 | 0 | 0 | 0 | | | | 0 |

CAUTION: The information contained on this page is unaudited and not a complete analysis nor is it an expression of opinion on any insurer. This page may contain inadvertent errors.

2021 LONG-TERM CARE INSURANCE EXPERIENCE REPORTING FORM 2
By COMPANY NAME

| Row Description | Premiums Earned | Incurred Claims | Cal Year of Peak Issues | PCT Male Lives Insured | Average Attained Age | NBR of Lives In-Force End of Year | NBR of Terminations | NBR of New Lives Insured |
|--|-----------------|----------------------------|-------------------------|------------------------|----------------------|-----------------------------------|---------------------|--------------------------|
| Company Name: American Fidelity Assur Co | | Company Code: 60410 | | | | | | |
| Primarily 2002 and Prior Issue Years | | | | | | | | |
| 1. Current (Comprehensive) | 6,612 | 10,240 | 1999 | 43 | 78 | 3,846 | 193 | 0 |
| 2. Total Inception-to-Date (Comprehensive) | 177,303 | 138,038 | 1999 | 48 | | | | 12,448 |
| 3. Current (Institutional Only) | 1,917 | 3,923 | 2001 | 41 | 80 | 1,288 | 89 | 0 |
| 4. Total Inception-to-Date (Institutional Only) | 51,630 | 38,008 | 2001 | 49 | | | | 4,314 |
| 5. Current (Non-Institutional Only) | 10 | 4 | 1999 | 25 | 93 | 4 | 0 | 0 |
| 6. Total Inception-to-Date (Non-Institutional Only) | 901 | 1,107 | 1998 | 30 | | | | 117 |
| 7. Current (Grand Total) | 8,539 | 14,167 | 2000 | 43 | 78 | 5,138 | 282 | 0 |
| 8. Total Inception-to-Date (Grand Total) | 229,834 | 177,153 | 1999 | 48 | | | | 16,879 |
| Primarily 2003 to 2010 Issue Years | | | | | | | | |
| 9. Current (Comprehensive) | 11,127 | 1,453 | 2008 | 34 | 67 | 7,660 | 62 | 0 |
| 10. Total Inception-to-Date (Comprehensive) | 148,541 | 12,572 | 2008 | 34 | | | | 12,363 |
| 11. Current (Institutional Only) | 0 | 0 | 0 | 0 | 0 | 0 | 0 | 0 |
| 12. Total Inception-to-Date (Institutional Only) | 0 | 0 | 0 | 0 | | | | 0 |
| 13. Current (Non-Institutional Only) | 0 | 0 | 0 | 0 | 0 | 0 | 0 | 0 |
| 14. Total Inception-to-Date (Non-Institutional Only) | 0 | 0 | 0 | 0 | | | | 0 |
| 15. Current (Grand Total) | 11,127 | 1,453 | 2008 | 34 | 0 | 7,660 | 62 | 0 |
| 16. Total Inception-to-Date (Grand Total) | 148,541 | 12,572 | 2008 | 34 | | | | 12,363 |
| Primarily 2011 and Later Issue Years | | | | | | | | |
| 17. Current (Comprehensive) | 0 | 0 | 0 | 0 | 0 | 0 | 0 | 0 |
| 18. Total Inception-to-Date (Comprehensive) | 0 | 0 | 0 | 0 | | | | 0 |
| 19. Current (Institutional Only) | 0 | 0 | 0 | 0 | 0 | 0 | 0 | 0 |
| 20. Total Inception-to-Date (Institutional Only) | 0 | 0 | 0 | 0 | | | | 0 |
| 21. Current (Non-Institutional Only) | 0 | 0 | 0 | 0 | 0 | 0 | 0 | 0 |
| 22. Total Inception-to-Date (Non-Institutional Only) | 0 | 0 | 0 | 0 | | | | 0 |
| 23. Current (Grand Total) | 0 | 0 | 0 | 0 | 0 | 0 | 0 | 0 |
| 24. Total Inception-to-Date (Grand Total) | 0 | 0 | 0 | 0 | | | | 0 |

CAUTION: The information contained on this page is unaudited and not a complete analysis nor is it an expression of opinion on any insurer. This page may contain inadvertent errors.

2021 LONG-TERM CARE INSURANCE EXPERIENCE REPORTING FORM 2
By COMPANY NAME

| Row Description | Premiums Earned | Incurred Claims | Cal Year of Peak Issues | PCT Male Lives Insured | Average Attained Age | NBR of Lives In-Force End of Year | NBR of Terminations | NBR of New Lives Insured |
|--|-----------------|----------------------------|-------------------------|------------------------|----------------------|-----------------------------------|---------------------|--------------------------|
| Company Name: American Gen Life Ins Co | | Company Code: 60488 | | | | | | |
| Primarily 2002 and Prior Issue Years | | | | | | | | |
| 1. Current (Comprehensive) | 11,679 | 25,856 | 2002 | 0 | 83 | 4,224 | 370 | 0 |
| 2. Total Inception-to-Date (Comprehensive) | 448,771 | 443,840 | 2002 | 0 | | | | 14,475 |
| 3. Current (Institutional Only) | 700 | 2,239 | 2002 | 0 | 86 | 296 | 41 | 0 |
| 4. Total Inception-to-Date (Institutional Only) | 33,229 | 41,768 | 2002 | 0 | | | | 1,601 |
| 5. Current (Non-Institutional Only) | 0 | 0 | 0 | 0 | 0 | 0 | 0 | 0 |
| 6. Total Inception-to-Date (Non-Institutional Only) | 0 | 0 | 0 | 0 | | | | 0 |
| 7. Current (Grand Total) | 12,379 | 28,095 | 2002 | 0 | 83 | 4,520 | 411 | 0 |
| 8. Total Inception-to-Date (Grand Total) | 482,000 | 485,609 | 2002 | 0 | | | | 16,076 |
| Primarily 2003 to 2010 Issue Years | | | | | | | | |
| 9. Current (Comprehensive) | 0 | 0 | 0 | 0 | 0 | 0 | 0 | 0 |
| 10. Total Inception-to-Date (Comprehensive) | 0 | 0 | 0 | 0 | | | | 0 |
| 11. Current (Institutional Only) | 0 | 0 | 0 | 0 | 0 | 0 | 0 | 0 |
| 12. Total Inception-to-Date (Institutional Only) | 0 | 0 | 0 | 0 | | | | 0 |
| 13. Current (Non-Institutional Only) | 0 | 0 | 0 | 0 | 0 | 0 | 0 | 0 |
| 14. Total Inception-to-Date (Non-Institutional Only) | 0 | 0 | 0 | 0 | | | | 0 |
| 15. Current (Grand Total) | 0 | 0 | 0 | 0 | 0 | 0 | 0 | 0 |
| 16. Total Inception-to-Date (Grand Total) | 0 | 0 | 0 | 0 | | | | 0 |
| Primarily 2011 and Later Issue Years | | | | | | | | |
| 17. Current (Comprehensive) | 1 | 0 | 2012 | 0 | 68 | 237 | 1 | 0 |
| 18. Total Inception-to-Date (Comprehensive) | 6,648 | 1 | 2012 | 0 | | | | 312 |
| 19. Current (Institutional Only) | 0 | 0 | 2012 | 0 | 0 | 0 | 0 | 0 |
| 20. Total Inception-to-Date (Institutional Only) | 0 | 0 | 2012 | 0 | | | | 0 |
| 21. Current (Non-Institutional Only) | 0 | 0 | 0 | 0 | 0 | 0 | 0 | 0 |
| 22. Total Inception-to-Date (Non-Institutional Only) | 0 | 0 | 0 | 0 | | | | 0 |
| 23. Current (Grand Total) | 1 | 0 | 2012 | 0 | 68 | 237 | 1 | 0 |
| 24. Total Inception-to-Date (Grand Total) | 6,648 | 1 | 2012 | 0 | | | | 312 |

CAUTION: The information contained on this page is unaudited and not a complete analysis nor is it an expression of opinion on any insurer. This page may contain inadvertent errors.

2021 LONG-TERM CARE INSURANCE EXPERIENCE REPORTING FORM 2
By COMPANY NAME

| Row Description | Premiums Earned | Incurred Claims | Cal Year of Peak Issues | PCT Male Lives Insured | Average Attained Age | NBR of Lives In-Force End of Year | NBR of Terminations | NBR of New Lives Insured |
|--|-----------------|----------------------------|-------------------------|------------------------|----------------------|-----------------------------------|---------------------|--------------------------|
| Company Name: American Heritage Life Ins Co | | Company Code: 60534 | | | | | | |
| Primarily 2002 and Prior Issue Years | | | | | | | | |
| 1. Current (Comprehensive) | 3,441 | 12,029 | 1997 | 96 | 158 | 2,227 | 210 | (318) |
| 2. Total Inception-to-Date (Comprehensive) | 277,000 | 301,464 | 1997 | 92 | | | | 16,072 |
| 3. Current (Institutional Only) | 0 | 0 | 0 | 0 | 0 | 0 | 0 | 0 |
| 4. Total Inception-to-Date (Institutional Only) | 0 | 0 | 0 | 0 | | | | 0 |
| 5. Current (Non-Institutional Only) | 320 | 1,242 | 1998 | 16 | 91 | 109 | 20 | 0 |
| 6. Total Inception-to-Date (Non-Institutional Only) | 34,208 | 56,474 | 1998 | 27 | | | | 1,986 |
| 7. Current (Grand Total) | 3,761 | 13,271 | 1997 | 95 | 158 | 2,336 | 230 | (318) |
| 8. Total Inception-to-Date (Grand Total) | 311,208 | 357,938 | 1997 | 91 | | | | 18,058 |
| Primarily 2003 to 2010 Issue Years | | | | | | | | |
| 9. Current (Comprehensive) | 0 | 0 | 0 | 0 | 0 | 0 | 0 | 0 |
| 10. Total Inception-to-Date (Comprehensive) | 0 | 0 | 0 | 0 | | | | 0 |
| 11. Current (Institutional Only) | 0 | 0 | 0 | 0 | 0 | 0 | 0 | 0 |
| 12. Total Inception-to-Date (Institutional Only) | 0 | 0 | 0 | 0 | | | | 0 |
| 13. Current (Non-Institutional Only) | 0 | 0 | 0 | 0 | 0 | 0 | 0 | 0 |
| 14. Total Inception-to-Date (Non-Institutional Only) | 0 | 0 | 0 | 0 | | | | 0 |
| 15. Current (Grand Total) | 0 | 0 | 0 | 0 | 0 | 0 | 0 | 0 |
| 16. Total Inception-to-Date (Grand Total) | 0 | 0 | 0 | 0 | | | | 0 |
| Primarily 2011 and Later Issue Years | | | | | | | | |
| 17. Current (Comprehensive) | 0 | 0 | 0 | 0 | 0 | 0 | 0 | 0 |
| 18. Total Inception-to-Date (Comprehensive) | 0 | 0 | 0 | 0 | | | | 0 |
| 19. Current (Institutional Only) | 0 | 0 | 0 | 0 | 0 | 0 | 0 | 0 |
| 20. Total Inception-to-Date (Institutional Only) | 0 | 0 | 0 | 0 | | | | 0 |
| 21. Current (Non-Institutional Only) | 0 | 0 | 0 | 0 | 0 | 0 | 0 | 0 |
| 22. Total Inception-to-Date (Non-Institutional Only) | 0 | 0 | 0 | 0 | | | | 0 |
| 23. Current (Grand Total) | 0 | 0 | 0 | 0 | 0 | 0 | 0 | 0 |
| 24. Total Inception-to-Date (Grand Total) | 0 | 0 | 0 | 0 | | | | 0 |

CAUTION: The information contained on this page is unaudited and not a complete analysis nor is it an expression of opinion on any insurer. This page may contain inadvertent errors.

2021 LONG-TERM CARE INSURANCE EXPERIENCE REPORTING FORM 2
By COMPANY NAME

| Row Description | Premiums Earned | Incurred Claims | Cal Year of Peak Issues | PCT Male Lives Insured | Average Attained Age | NBR of Lives In-Force End of Year | NBR of Terminations | NBR of New Lives Insured |
|--|-----------------|----------------------------|-------------------------|------------------------|----------------------|-----------------------------------|---------------------|--------------------------|
| Company Name: American Hlth & Life Ins Co | | Company Code: 60518 | | | | | | |
| Primarily 2002 and Prior Issue Years | | | | | | | | |
| 1. Current (Comprehensive) | 6 | 0 | 1990 | 67 | 87 | 6 | 0 | 0 |
| 2. Total Inception-to-Date (Comprehensive) | 94 | 1,418 | 1990 | 39 | | | | 71 |
| 3. Current (Institutional Only) | 0 | 0 | 0 | 0 | 0 | 0 | 0 | 0 |
| 4. Total Inception-to-Date (Institutional Only) | 0 | 0 | 1990 | 29 | | | | 59 |
| 5. Current (Non-Institutional Only) | 0 | 0 | 0 | 0 | 0 | 0 | 0 | 0 |
| 6. Total Inception-to-Date (Non-Institutional Only) | 3 | 151 | 1990 | 0 | | | | 13 |
| 7. Current (Grand Total) | 6 | 0 | 1990 | 0 | 87 | 6 | 0 | 0 |
| 8. Total Inception-to-Date (Grand Total) | 97 | 1,569 | 1990 | 31 | | | | 143 |
| Primarily 2003 to 2010 Issue Years | | | | | | | | |
| 9. Current (Comprehensive) | 0 | 0 | 0 | 0 | 0 | 0 | 0 | 0 |
| 10. Total Inception-to-Date (Comprehensive) | 0 | 0 | 0 | 0 | | | | 0 |
| 11. Current (Institutional Only) | 0 | 0 | 0 | 0 | 0 | 0 | 0 | 0 |
| 12. Total Inception-to-Date (Institutional Only) | 0 | 0 | 0 | 0 | | | | 0 |
| 13. Current (Non-Institutional Only) | 0 | 0 | 0 | 0 | 0 | 0 | 0 | 0 |
| 14. Total Inception-to-Date (Non-Institutional Only) | 0 | 0 | 0 | 0 | | | | 0 |
| 15. Current (Grand Total) | 0 | 0 | 0 | 0 | 0 | 0 | 0 | 0 |
| 16. Total Inception-to-Date (Grand Total) | 0 | 0 | 0 | 0 | | | | 0 |
| Primarily 2011 and Later Issue Years | | | | | | | | |
| 17. Current (Comprehensive) | 0 | 0 | 0 | 0 | 0 | 0 | 0 | 0 |
| 18. Total Inception-to-Date (Comprehensive) | 0 | 0 | 0 | 0 | | | | 0 |
| 19. Current (Institutional Only) | 0 | 0 | 0 | 0 | 0 | 0 | 0 | 0 |
| 20. Total Inception-to-Date (Institutional Only) | 0 | 0 | 0 | 0 | | | | 0 |
| 21. Current (Non-Institutional Only) | 0 | 0 | 0 | 0 | 0 | 0 | 0 | 0 |
| 22. Total Inception-to-Date (Non-Institutional Only) | 0 | 0 | 0 | 0 | | | | 0 |
| 23. Current (Grand Total) | 0 | 0 | 0 | 0 | 0 | 0 | 0 | 0 |
| 24. Total Inception-to-Date (Grand Total) | 0 | 0 | 0 | 0 | | | | 0 |

CAUTION: The information contained on this page is unaudited and not a complete analysis nor is it an expression of opinion on any insurer. This page may contain inadvertent errors.

2021 LONG-TERM CARE INSURANCE EXPERIENCE REPORTING FORM 2
By COMPANY NAME

| Row Description | Premiums Earned | Incurred Claims | Cal Year of Peak Issues | PCT Male Lives Insured | Average Attained Age | NBR of Lives In-Force End of Year | NBR of Terminations | NBR of New Lives Insured |
|---|-----------------|----------------------------|-------------------------|------------------------|----------------------|-----------------------------------|---------------------|--------------------------|
| Company Name: American Independent Ntwrk Ins Co NY | | Company Code: 60243 | | | | | | |
| Primarily 2002 and Prior Issue Years | | | | | | | | |
| 1. Current (Comprehensive) | 801 | 1,941 | 2000 | 35 | 81 | 328 | 21 | 0 |
| 2. Total Inception-to-Date (Comprehensive) | 34,442 | 23,814 | 2000 | 41 | | | | 1,254 |
| 3. Current (Institutional Only) | 79 | 221 | 2000 | 37 | 80 | 35 | 6 | 0 |
| 4. Total Inception-to-Date (Institutional Only) | 7,502 | 4,998 | 2000 | 42 | | | | 352 |
| 5. Current (Non-Institutional Only) | 458 | 1,663 | 2000 | 32 | 83 | 306 | 25 | 0 |
| 6. Total Inception-to-Date (Non-Institutional Only) | 24,844 | 23,923 | 2000 | 38 | | | | 1,794 |
| 7. Current (Grand Total) | 1,338 | 3,825 | 2000 | 34 | 82 | 669 | 52 | 0 |
| 8. Total Inception-to-Date (Grand Total) | 66,788 | 52,735 | 2000 | 39 | | | | 3,400 |
| Primarily 2003 to 2010 Issue Years | | | | | | | | |
| 9. Current (Comprehensive) | 222 | 5 | 2007 | 44 | 76 | 64 | 0 | 0 |
| 10. Total Inception-to-Date (Comprehensive) | 4,145 | 252 | 2007 | 48 | | | | 111 |
| 11. Current (Institutional Only) | 13 | 0 | 2008 | 25 | 74 | 4 | 0 | 0 |
| 12. Total Inception-to-Date (Institutional Only) | 370 | 0 | 2008 | 46 | | | | 13 |
| 13. Current (Non-Institutional Only) | 0 | 0 | 0 | 0 | 0 | 0 | 0 | 0 |
| 14. Total Inception-to-Date (Non-Institutional Only) | 0 | 0 | 0 | 0 | | | | 0 |
| 15. Current (Grand Total) | 235 | 5 | 2007 | 43 | 76 | 68 | 0 | 0 |
| 16. Total Inception-to-Date (Grand Total) | 4,515 | 252 | 2007 | 48 | | | | 124 |
| Primarily 2011 and Later Issue Years | | | | | | | | |
| 17. Current (Comprehensive) | 0 | 0 | 0 | 0 | 0 | 0 | 0 | 0 |
| 18. Total Inception-to-Date (Comprehensive) | 0 | 0 | 0 | 0 | | | | 0 |
| 19. Current (Institutional Only) | 0 | 0 | 0 | 0 | 0 | 0 | 0 | 0 |
| 20. Total Inception-to-Date (Institutional Only) | 0 | 0 | 0 | 0 | | | | 0 |
| 21. Current (Non-Institutional Only) | 0 | 0 | 0 | 0 | 0 | 0 | 0 | 0 |
| 22. Total Inception-to-Date (Non-Institutional Only) | 0 | 0 | 0 | 0 | | | | 0 |
| 23. Current (Grand Total) | 0 | 0 | 0 | 0 | 0 | 0 | 0 | 0 |
| 24. Total Inception-to-Date (Grand Total) | 0 | 0 | 0 | 0 | | | | 0 |

CAUTION: The information contained on this page is unaudited and not a complete analysis nor is it an expression of opinion on any insurer. This page may contain inadvertent errors.

2021 LONG-TERM CARE INSURANCE EXPERIENCE REPORTING FORM 2
By COMPANY NAME

| Row Description | Premiums Earned | Incurred Claims | Cal Year of Peak Issues | PCT Male Lives Insured | Average Attained Age | NBR of Lives In-Force End of Year | NBR of Terminations | NBR of New Lives Insured |
|---|-----------------|----------------------------|-------------------------|------------------------|----------------------|-----------------------------------|---------------------|--------------------------|
| Company Name: American Progressive L&H Ins Of NY | | Company Code: 80624 | | | | | | |
| Primarily 2002 and Prior Issue Years | | | | | | | | |
| 1. Current (Comprehensive) | 547 | 737 | 2002 | 0 | 79 | 157 | 11 | 0 |
| 2. Total Inception-to-Date (Comprehensive) | 0 | 7,617 | 0 | 0 | | | | 0 |
| 3. Current (Institutional Only) | 464 | 31 | 2002 | 0 | 83 | 140 | 11 | 0 |
| 4. Total Inception-to-Date (Institutional Only) | 0 | 9,466 | 0 | 0 | | | | 0 |
| 5. Current (Non-Institutional Only) | 1,374 | 2,769 | 2002 | 0 | 88 | 399 | 75 | 0 |
| 6. Total Inception-to-Date (Non-Institutional Only) | 0 | 124,836 | 0 | 0 | | | | 0 |
| 7. Current (Grand Total) | 2,385 | 3,537 | 2002 | 0 | 84 | 696 | 97 | 0 |
| 8. Total Inception-to-Date (Grand Total) | 0 | 141,919 | 0 | 0 | | | | 0 |
| Primarily 2003 to 2010 Issue Years | | | | | | | | |
| 9. Current (Comprehensive) | 94 | 72 | 2003 | 0 | 82 | 23 | 0 | 0 |
| 10. Total Inception-to-Date (Comprehensive) | 0 | 1,213 | 0 | 0 | | | | 0 |
| 11. Current (Institutional Only) | 347 | 384 | 2003 | 0 | 79 | 130 | 6 | 0 |
| 12. Total Inception-to-Date (Institutional Only) | 0 | 2,839 | 0 | 0 | | | | 0 |
| 13. Current (Non-Institutional Only) | 16 | 0 | 2003 | 0 | 89 | 6 | 0 | 0 |
| 14. Total Inception-to-Date (Non-Institutional Only) | 0 | 1,418 | 0 | 0 | | | | 0 |
| 15. Current (Grand Total) | 457 | 456 | 2003 | 0 | 79 | 159 | 6 | 0 |
| 16. Total Inception-to-Date (Grand Total) | 0 | 5,470 | 0 | 0 | | | | 0 |
| Primarily 2011 and Later Issue Years | | | | | | | | |
| 17. Current (Comprehensive) | 0 | 0 | 0 | 0 | 0 | 0 | 0 | 0 |
| 18. Total Inception-to-Date (Comprehensive) | 0 | 0 | 0 | 0 | | | | 0 |
| 19. Current (Institutional Only) | -1 | 2 | 0 | 0 | 0 | 0 | 0 | 0 |
| 20. Total Inception-to-Date (Institutional Only) | 0 | 2 | 0 | 0 | | | | 0 |
| 21. Current (Non-Institutional Only) | 0 | 1 | 0 | 0 | 0 | 0 | 0 | 0 |
| 22. Total Inception-to-Date (Non-Institutional Only) | 0 | 825 | 0 | 0 | | | | 0 |
| 23. Current (Grand Total) | -1 | 3 | 0 | 0 | 0 | 0 | 0 | 0 |
| 24. Total Inception-to-Date (Grand Total) | 0 | 827 | 0 | 0 | | | | 0 |

CAUTION: The information contained on this page is unaudited and not a complete analysis nor is it an expression of opinion on any insurer. This page may contain inadvertent errors.

2021 LONG-TERM CARE INSURANCE EXPERIENCE REPORTING FORM 2
By COMPANY NAME

| Row Description | Premiums Earned | Incurred Claims | Cal Year of Peak Issues | PCT Male Lives Insured | Average Attained Age | NBR of Lives In-Force End of Year | NBR of Terminations | NBR of New Lives Insured |
|--|-----------------|----------------------------|-------------------------|------------------------|----------------------|-----------------------------------|---------------------|--------------------------|
| Company Name: American Republic Ins Co | | Company Code: 60836 | | | | | | |
| Primarily 2002 and Prior Issue Years | | | | | | | | |
| 1. Current (Comprehensive) | 2,648 | 10,267 | 2001 | 30 | 85 | 1,763 | 182 | 0 |
| 2. Total Inception-to-Date (Comprehensive) | 176,477 | 178,555 | 2000 | 34 | | | | 4,773 |
| 3. Current (Institutional Only) | 510 | 4,787 | 1996 | 27 | 89 | 662 | 104 | 0 |
| 4. Total Inception-to-Date (Institutional Only) | 63,135 | 95,861 | 1995 | 37 | | | | 5,324 |
| 5. Current (Non-Institutional Only) | 0 | 0 | 0 | 0 | 0 | 0 | 0 | 0 |
| 6. Total Inception-to-Date (Non-Institutional Only) | 0 | 0 | 0 | 0 | | | | 0 |
| 7. Current (Grand Total) | 3,158 | 15,054 | 2001 | 29 | 85 | 2,425 | 286 | 0 |
| 8. Total Inception-to-Date (Grand Total) | 239,612 | 274,416 | 1995 | 36 | | | | 10,097 |
| Primarily 2003 to 2010 Issue Years | | | | | | | | |
| 9. Current (Comprehensive) | 0 | 0 | 0 | 0 | 0 | 0 | 0 | 0 |
| 10. Total Inception-to-Date (Comprehensive) | 0 | 0 | 0 | 0 | | | | 0 |
| 11. Current (Institutional Only) | 0 | 0 | 0 | 0 | 0 | 0 | 0 | 0 |
| 12. Total Inception-to-Date (Institutional Only) | 0 | 0 | 0 | 0 | | | | 0 |
| 13. Current (Non-Institutional Only) | 0 | 0 | 0 | 0 | 0 | 0 | 0 | 0 |
| 14. Total Inception-to-Date (Non-Institutional Only) | 0 | 0 | 0 | 0 | | | | 0 |
| 15. Current (Grand Total) | 0 | 0 | 0 | 0 | 0 | 0 | 0 | 0 |
| 16. Total Inception-to-Date (Grand Total) | 0 | 0 | 0 | 0 | | | | 0 |
| Primarily 2011 and Later Issue Years | | | | | | | | |
| 17. Current (Comprehensive) | 0 | 0 | 0 | 0 | 0 | 0 | 0 | 0 |
| 18. Total Inception-to-Date (Comprehensive) | 0 | 0 | 0 | 0 | | | | 0 |
| 19. Current (Institutional Only) | 0 | 0 | 0 | 0 | 0 | 0 | 0 | 0 |
| 20. Total Inception-to-Date (Institutional Only) | 0 | 0 | 0 | 0 | | | | 0 |
| 21. Current (Non-Institutional Only) | 0 | 0 | 0 | 0 | 0 | 0 | 0 | 0 |
| 22. Total Inception-to-Date (Non-Institutional Only) | 0 | 0 | 0 | 0 | | | | 0 |
| 23. Current (Grand Total) | 0 | 0 | 0 | 0 | 0 | 0 | 0 | 0 |
| 24. Total Inception-to-Date (Grand Total) | 0 | 0 | 0 | 0 | | | | 0 |

CAUTION: The information contained on this page is unaudited and not a complete analysis nor is it an expression of opinion on any insurer. This page may contain inadvertent errors.

2021 LONG-TERM CARE INSURANCE EXPERIENCE REPORTING FORM 2
By COMPANY NAME

| Row Description | Premiums Earned | Incurred Claims | Cal Year of Peak Issues | PCT Male Lives Insured | Average Attained Age | NBR of Lives In-Force End of Year | NBR of Terminations | NBR of New Lives Insured |
|--|-----------------|----------------------------|-------------------------|------------------------|----------------------|-----------------------------------|---------------------|--------------------------|
| Company Name: American United Life Ins Co | | Company Code: 60895 | | | | | | |
| Primarily 2002 and Prior Issue Years | | | | | | | | |
| 1. Current (Comprehensive) | 0 | 0 | 0 | 0 | 0 | 0 | 0 | 0 |
| 2. Total Inception-to-Date (Comprehensive) | 0 | 0 | 0 | 0 | | | | 0 |
| 3. Current (Institutional Only) | 0 | 0 | 0 | 0 | 0 | 0 | 0 | 0 |
| 4. Total Inception-to-Date (Institutional Only) | 0 | 0 | 0 | 0 | | | | 0 |
| 5. Current (Non-Institutional Only) | 0 | 0 | 0 | 0 | 0 | 0 | 0 | 0 |
| 6. Total Inception-to-Date (Non-Institutional Only) | 0 | 0 | 0 | 0 | | | | 0 |
| 7. Current (Grand Total) | 0 | 0 | 0 | 0 | 0 | 0 | 0 | 0 |
| 8. Total Inception-to-Date (Grand Total) | 0 | 0 | 0 | 0 | | | | 0 |
| Primarily 2003 to 2010 Issue Years | | | | | | | | |
| 9. Current (Comprehensive) | 0 | 0 | 0 | 0 | 0 | 0 | 0 | 0 |
| 10. Total Inception-to-Date (Comprehensive) | 0 | 0 | 0 | 0 | | | | 0 |
| 11. Current (Institutional Only) | 0 | 0 | 0 | 0 | 0 | 0 | 0 | 0 |
| 12. Total Inception-to-Date (Institutional Only) | 0 | 0 | 0 | 0 | | | | 0 |
| 13. Current (Non-Institutional Only) | 0 | 0 | 0 | 0 | 0 | 0 | 0 | 0 |
| 14. Total Inception-to-Date (Non-Institutional Only) | 0 | 0 | 0 | 0 | | | | 0 |
| 15. Current (Grand Total) | 0 | 0 | 0 | 0 | 0 | 0 | 0 | 0 |
| 16. Total Inception-to-Date (Grand Total) | 0 | 0 | 0 | 0 | | | | 0 |
| Primarily 2011 and Later Issue Years | | | | | | | | |
| 17. Current (Comprehensive) | 0 | 0 | 0 | 0 | 0 | 0 | 0 | 0 |
| 18. Total Inception-to-Date (Comprehensive) | 0 | 0 | 0 | 0 | | | | 0 |
| 19. Current (Institutional Only) | 0 | 0 | 0 | 0 | 0 | 0 | 0 | 0 |
| 20. Total Inception-to-Date (Institutional Only) | 0 | 0 | 0 | 0 | | | | 0 |
| 21. Current (Non-Institutional Only) | 0 | 0 | 0 | 0 | 0 | 0 | 0 | 0 |
| 22. Total Inception-to-Date (Non-Institutional Only) | 0 | 0 | 0 | 0 | | | | 0 |
| 23. Current (Grand Total) | 0 | 0 | 0 | 0 | 0 | 0 | 0 | 0 |
| 24. Total Inception-to-Date (Grand Total) | 0 | 0 | 0 | 0 | | | | 0 |

CAUTION: The information contained on this page is unaudited and not a complete analysis nor is it an expression of opinion on any insurer. This page may contain inadvertent errors.

2021 LONG-TERM CARE INSURANCE EXPERIENCE REPORTING FORM 2
By COMPANY NAME

| Row Description | Premiums Earned | Incurred Claims | Cal Year of Peak Issues | PCT Male Lives Insured | Average Attained Age | NBR of Lives In-Force End of Year | NBR of Terminations | NBR of New Lives Insured |
|--|-----------------|----------------------------|-------------------------|------------------------|----------------------|-----------------------------------|---------------------|--------------------------|
| Company Name: Americo Fin Life & Ann Ins Co | | Company Code: 61999 | | | | | | |
| Primarily 2002 and Prior Issue Years | | | | | | | | |
| 1. Current (Comprehensive) | 0 | 0 | 0 | 0 | 0 | 0 | 0 | 0 |
| 2. Total Inception-to-Date (Comprehensive) | 0 | 0 | 0 | 0 | | | | 0 |
| 3. Current (Institutional Only) | 0 | 0 | 0 | 0 | 0 | 0 | 0 | 0 |
| 4. Total Inception-to-Date (Institutional Only) | 0 | 0 | 0 | 0 | | | | 0 |
| 5. Current (Non-Institutional Only) | 0 | 0 | 0 | 0 | 0 | 0 | 0 | 0 |
| 6. Total Inception-to-Date (Non-Institutional Only) | 0 | 0 | 0 | 0 | | | | 0 |
| 7. Current (Grand Total) | 0 | 0 | 0 | 0 | 0 | 0 | 0 | 0 |
| 8. Total Inception-to-Date (Grand Total) | 0 | 0 | 0 | 0 | | | | 0 |
| Primarily 2003 to 2010 Issue Years | | | | | | | | |
| 9. Current (Comprehensive) | 0 | 0 | 0 | 0 | 0 | 0 | 0 | 0 |
| 10. Total Inception-to-Date (Comprehensive) | 0 | 0 | 0 | 0 | | | | 0 |
| 11. Current (Institutional Only) | 0 | 0 | 0 | 0 | 0 | 0 | 0 | 0 |
| 12. Total Inception-to-Date (Institutional Only) | 0 | 0 | 0 | 0 | | | | 0 |
| 13. Current (Non-Institutional Only) | 0 | 0 | 0 | 0 | 0 | 0 | 0 | 0 |
| 14. Total Inception-to-Date (Non-Institutional Only) | 0 | 0 | 0 | 0 | | | | 0 |
| 15. Current (Grand Total) | 0 | 0 | 0 | 0 | 0 | 0 | 0 | 0 |
| 16. Total Inception-to-Date (Grand Total) | 0 | 0 | 0 | 0 | | | | 0 |
| Primarily 2011 and Later Issue Years | | | | | | | | |
| 17. Current (Comprehensive) | 0 | -89,869 | 0 | 0 | 96 | 1 | 2 | 0 |
| 18. Total Inception-to-Date (Comprehensive) | 452,308 | 246,386 | 2018 | 1 | | | | 0 |
| 19. Current (Institutional Only) | 0 | 0 | 0 | 0 | 0 | 0 | 0 | 0 |
| 20. Total Inception-to-Date (Institutional Only) | 0 | 0 | 0 | 0 | | | | 0 |
| 21. Current (Non-Institutional Only) | 0 | 0 | 0 | 0 | 0 | 0 | 0 | 0 |
| 22. Total Inception-to-Date (Non-Institutional Only) | 0 | 0 | 0 | 0 | | | | 0 |
| 23. Current (Grand Total) | 0 | -89,869 | 0 | 0 | 0 | 1 | 2 | 0 |
| 24. Total Inception-to-Date (Grand Total) | 452,308 | 246,386 | 0 | 0 | | | | 0 |

CAUTION: The information contained on this page is unaudited and not a complete analysis nor is it an expression of opinion on any insurer. This page may contain inadvertent errors.

2021 LONG-TERM CARE INSURANCE EXPERIENCE REPORTING FORM 2
By COMPANY NAME

| Row Description | Premiums Earned | Incurred Claims | Cal Year of Peak Issues | PCT Male Lives Insured | Average Attained Age | NBR of Lives In-Force End of Year | NBR of Terminations | NBR of New Lives Insured |
|--|-----------------|----------------------------|-------------------------|------------------------|----------------------|-----------------------------------|---------------------|--------------------------|
| Company Name: AmFirst Ins Co | | Company Code: 60250 | | | | | | |
| Primarily 2002 and Prior Issue Years | | | | | | | | |
| 1. Current (Comprehensive) | 667 | 1,466 | 1999 | 0 | 87 | 208 | 20 | 0 |
| 2. Total Inception-to-Date (Comprehensive) | 26,254 | 31,601 | 1999 | 0 | | | | 0 |
| 3. Current (Institutional Only) | 0 | 0 | 0 | 0 | 0 | 0 | 0 | 0 |
| 4. Total Inception-to-Date (Institutional Only) | 0 | 0 | 0 | 0 | | | | 0 |
| 5. Current (Non-Institutional Only) | 0 | 0 | 0 | 0 | 0 | 0 | 0 | 0 |
| 6. Total Inception-to-Date (Non-Institutional Only) | 0 | 0 | 0 | 0 | | | | 0 |
| 7. Current (Grand Total) | 667 | 1,466 | 1999 | 0 | 87 | 208 | 20 | 0 |
| 8. Total Inception-to-Date (Grand Total) | 26,254 | 31,601 | 1999 | 0 | | | | 0 |
| Primarily 2003 to 2010 Issue Years | | | | | | | | |
| 9. Current (Comprehensive) | 11 | 24 | 2004 | 0 | 83 | 7 | 4 | 0 |
| 10. Total Inception-to-Date (Comprehensive) | 435 | 524 | 2004 | 0 | | | | 0 |
| 11. Current (Institutional Only) | 0 | 0 | 0 | 0 | 0 | 0 | 0 | 0 |
| 12. Total Inception-to-Date (Institutional Only) | 0 | 0 | 0 | 0 | | | | 0 |
| 13. Current (Non-Institutional Only) | 0 | 0 | 0 | 0 | 0 | 0 | 0 | 0 |
| 14. Total Inception-to-Date (Non-Institutional Only) | 0 | 0 | 0 | 0 | | | | 0 |
| 15. Current (Grand Total) | 11 | 24 | 2004 | 0 | 83 | 7 | 4 | 0 |
| 16. Total Inception-to-Date (Grand Total) | 435 | 524 | 2004 | 0 | | | | 0 |
| Primarily 2011 and Later Issue Years | | | | | | | | |
| 17. Current (Comprehensive) | 0 | 0 | 0 | 0 | 0 | 0 | 0 | 0 |
| 18. Total Inception-to-Date (Comprehensive) | 0 | 0 | 0 | 0 | | | | 0 |
| 19. Current (Institutional Only) | 0 | 0 | 0 | 0 | 0 | 0 | 0 | 0 |
| 20. Total Inception-to-Date (Institutional Only) | 0 | 0 | 0 | 0 | | | | 0 |
| 21. Current (Non-Institutional Only) | 0 | 0 | 0 | 0 | 0 | 0 | 0 | 0 |
| 22. Total Inception-to-Date (Non-Institutional Only) | 0 | 0 | 0 | 0 | | | | 0 |
| 23. Current (Grand Total) | 0 | 0 | 0 | 0 | 0 | 0 | 0 | 0 |
| 24. Total Inception-to-Date (Grand Total) | 0 | 0 | 0 | 0 | | | | 0 |

CAUTION: The information contained on this page is unaudited and not a complete analysis nor is it an expression of opinion on any insurer. This page may contain inadvertent errors.

2021 LONG-TERM CARE INSURANCE EXPERIENCE REPORTING FORM 2
By COMPANY NAME

| Row Description | Premiums Earned | Incurred Claims | Cal Year of Peak Issues | PCT Male Lives Insured | Average Attained Age | NBR of Lives In-Force End of Year | NBR of Terminations | NBR of New Lives Insured |
|---|-----------------|----------------------------|-------------------------|------------------------|----------------------|-----------------------------------|---------------------|--------------------------|
| Company Name: Anthem Blue Cross Life & Hlth Ins Co | | Company Code: 62825 | | | | | | |
| Primarily 2002 and Prior Issue Years | | | | | | | | |
| 1. Current (Comprehensive) | 2,259 | 8,593 | 2002 | 31 | 84 | 887 | 89 | 0 |
| 2. Total Inception-to-Date (Comprehensive) | 80,516 | 55,778 | 2001 | 35 | | | | 1,686 |
| 3. Current (Institutional Only) | 0 | 0 | 0 | 0 | 0 | 0 | 0 | 0 |
| 4. Total Inception-to-Date (Institutional Only) | 0 | 0 | 0 | 0 | | | | 0 |
| 5. Current (Non-Institutional Only) | 0 | 0 | 0 | 0 | 0 | 0 | 0 | 0 |
| 6. Total Inception-to-Date (Non-Institutional Only) | 0 | 0 | 0 | 0 | | | | 0 |
| 7. Current (Grand Total) | 2,259 | 8,593 | 2002 | 31 | 84 | 887 | 89 | 0 |
| 8. Total Inception-to-Date (Grand Total) | 80,516 | 55,778 | 2001 | 35 | | | | 1,686 |
| Primarily 2003 to 2010 Issue Years | | | | | | | | |
| 9. Current (Comprehensive) | 593 | 2,257 | 2004 | 35 | 80 | 294 | 23 | 0 |
| 10. Total Inception-to-Date (Comprehensive) | 21,146 | 14,649 | 2004 | 36 | | | | 442 |
| 11. Current (Institutional Only) | 0 | 0 | 0 | 0 | 0 | 0 | 0 | 0 |
| 12. Total Inception-to-Date (Institutional Only) | 0 | 0 | 0 | 0 | | | | 0 |
| 13. Current (Non-Institutional Only) | 0 | 0 | 0 | 0 | 0 | 0 | 0 | 0 |
| 14. Total Inception-to-Date (Non-Institutional Only) | 0 | 0 | 0 | 0 | | | | 0 |
| 15. Current (Grand Total) | 593 | 2,257 | 2004 | 35 | 80 | 294 | 23 | 0 |
| 16. Total Inception-to-Date (Grand Total) | 21,146 | 14,649 | 2004 | 36 | | | | 442 |
| Primarily 2011 and Later Issue Years | | | | | | | | |
| 17. Current (Comprehensive) | 0 | 0 | 0 | 0 | 0 | 0 | 0 | 0 |
| 18. Total Inception-to-Date (Comprehensive) | 0 | 0 | 0 | 0 | | | | 0 |
| 19. Current (Institutional Only) | 0 | 0 | 0 | 0 | 0 | 0 | 0 | 0 |
| 20. Total Inception-to-Date (Institutional Only) | 0 | 0 | 0 | 0 | | | | 0 |
| 21. Current (Non-Institutional Only) | 0 | 0 | 0 | 0 | 0 | 0 | 0 | 0 |
| 22. Total Inception-to-Date (Non-Institutional Only) | 0 | 0 | 0 | 0 | | | | 0 |
| 23. Current (Grand Total) | 0 | 0 | 0 | 0 | 0 | 0 | 0 | 0 |
| 24. Total Inception-to-Date (Grand Total) | 0 | 0 | 0 | 0 | | | | 0 |

CAUTION: The information contained on this page is unaudited and not a complete analysis nor is it an expression of opinion on any insurer. This page may contain inadvertent errors.

2021 LONG-TERM CARE INSURANCE EXPERIENCE REPORTING FORM 2
By COMPANY NAME

| Row Description | Premiums Earned | Incurred Claims | Cal Year of Peak Issues | PCT Male Lives Insured | Average Attained Age | NBR of Lives In-Force End of Year | NBR of Terminations | NBR of New Lives Insured |
|--|-----------------|----------------------------|-------------------------|------------------------|----------------------|-----------------------------------|---------------------|--------------------------|
| Company Name: Anthem Hlth Plans of VA Inc | | Company Code: 71835 | | | | | | |
| Primarily 2002 and Prior Issue Years | | | | | | | | |
| 1. Current (Comprehensive) | 0 | 0 | 0 | 0 | 0 | 0 | 0 | 0 |
| 2. Total Inception-to-Date (Comprehensive) | 0 | 0 | 0 | 0 | | | | 0 |
| 3. Current (Institutional Only) | 0 | 0 | 0 | 0 | 0 | 0 | 0 | 0 |
| 4. Total Inception-to-Date (Institutional Only) | 0 | 0 | 0 | 0 | | | | 0 |
| 5. Current (Non-Institutional Only) | 0 | 0 | 0 | 0 | 0 | 0 | 0 | 0 |
| 6. Total Inception-to-Date (Non-Institutional Only) | 0 | 0 | 0 | 0 | | | | 0 |
| 7. Current (Grand Total) | 0 | 0 | 0 | 0 | 0 | 0 | 0 | 0 |
| 8. Total Inception-to-Date (Grand Total) | 0 | 0 | 0 | 0 | | | | 0 |
| Primarily 2003 to 2010 Issue Years | | | | | | | | |
| 9. Current (Comprehensive) | 25 | 0 | 2011 | 100 | 0 | 19 | 0 | 0 |
| 10. Total Inception-to-Date (Comprehensive) | 1,305 | 654 | 2009 | 100 | | | | 0 |
| 11. Current (Institutional Only) | 0 | 0 | 0 | 0 | 0 | 0 | 0 | 0 |
| 12. Total Inception-to-Date (Institutional Only) | 0 | 0 | 0 | 0 | | | | 0 |
| 13. Current (Non-Institutional Only) | 0 | 0 | 0 | 0 | 0 | 0 | 0 | 0 |
| 14. Total Inception-to-Date (Non-Institutional Only) | 0 | 0 | 0 | 0 | | | | 0 |
| 15. Current (Grand Total) | 25 | 0 | 2011 | 100 | 0 | 19 | 0 | 0 |
| 16. Total Inception-to-Date (Grand Total) | 1,305 | 654 | 2009 | 100 | | | | 0 |
| Primarily 2011 and Later Issue Years | | | | | | | | |
| 17. Current (Comprehensive) | 27 | -154 | 2021 | 100 | 0 | 9 | 2 | 0 |
| 18. Total Inception-to-Date (Comprehensive) | 1,780 | 822 | 2012 | 100 | | | | 0 |
| 19. Current (Institutional Only) | 0 | 0 | 0 | 0 | 0 | 0 | 0 | 0 |
| 20. Total Inception-to-Date (Institutional Only) | 0 | 0 | 0 | 0 | | | | 0 |
| 21. Current (Non-Institutional Only) | 0 | 0 | 0 | 0 | 0 | 0 | 0 | 0 |
| 22. Total Inception-to-Date (Non-Institutional Only) | 0 | 0 | 0 | 0 | | | | 0 |
| 23. Current (Grand Total) | 27 | -154 | 2021 | 100 | 0 | 9 | 2 | 0 |
| 24. Total Inception-to-Date (Grand Total) | 1,780 | 822 | 2012 | 100 | | | | 0 |

CAUTION: The information contained on this page is unaudited and not a complete analysis nor is it an expression of opinion on any insurer. This page may contain inadvertent errors.

2021 LONG-TERM CARE INSURANCE EXPERIENCE REPORTING FORM 2
By COMPANY NAME

| Row Description | Premiums Earned | Incurred Claims | Cal Year of Peak Issues | PCT Male Lives Insured | Average Attained Age | NBR of Lives In-Force End of Year | NBR of Terminations | NBR of New Lives Insured |
|--|-----------------|----------------------------|-------------------------|------------------------|----------------------|-----------------------------------|---------------------|--------------------------|
| Company Name: Anthem Ins Co Inc | | Company Code: 28207 | | | | | | |
| Primarily 2002 and Prior Issue Years | | | | | | | | |
| 1. Current (Comprehensive) | 5 | 41 | 1988 | 10 | 88 | 10 | 1 | 0 |
| 2. Total Inception-to-Date (Comprehensive) | 9,923 | 9,115 | 0 | 0 | | | | 0 |
| 3. Current (Institutional Only) | 0 | 0 | 0 | 0 | 0 | 0 | 0 | 0 |
| 4. Total Inception-to-Date (Institutional Only) | 0 | 0 | 0 | 0 | | | | 0 |
| 5. Current (Non-Institutional Only) | 0 | 0 | 0 | 0 | 0 | 0 | 0 | 0 |
| 6. Total Inception-to-Date (Non-Institutional Only) | 0 | 0 | 0 | 0 | | | | 0 |
| 7. Current (Grand Total) | 5 | 41 | 0 | 0 | 0 | 10 | 1 | 0 |
| 8. Total Inception-to-Date (Grand Total) | 9,923 | 9,115 | 0 | 0 | | | | 0 |
| Primarily 2003 to 2010 Issue Years | | | | | | | | |
| 9. Current (Comprehensive) | 0 | 0 | 0 | 0 | 0 | 0 | 0 | 0 |
| 10. Total Inception-to-Date (Comprehensive) | 0 | 0 | 0 | 0 | | | | 0 |
| 11. Current (Institutional Only) | 0 | 0 | 0 | 0 | 0 | 0 | 0 | 0 |
| 12. Total Inception-to-Date (Institutional Only) | 0 | 0 | 0 | 0 | | | | 0 |
| 13. Current (Non-Institutional Only) | 0 | 0 | 0 | 0 | 0 | 0 | 0 | 0 |
| 14. Total Inception-to-Date (Non-Institutional Only) | 0 | 0 | 0 | 0 | | | | 0 |
| 15. Current (Grand Total) | 0 | 0 | 0 | 0 | 0 | 0 | 0 | 0 |
| 16. Total Inception-to-Date (Grand Total) | 0 | 0 | 0 | 0 | | | | 0 |
| Primarily 2011 and Later Issue Years | | | | | | | | |
| 17. Current (Comprehensive) | 0 | 0 | 0 | 0 | 0 | 0 | 0 | 0 |
| 18. Total Inception-to-Date (Comprehensive) | 0 | 0 | 0 | 0 | | | | 0 |
| 19. Current (Institutional Only) | 0 | 0 | 0 | 0 | 0 | 0 | 0 | 0 |
| 20. Total Inception-to-Date (Institutional Only) | 0 | 0 | 0 | 0 | | | | 0 |
| 21. Current (Non-Institutional Only) | 0 | 0 | 0 | 0 | 0 | 0 | 0 | 0 |
| 22. Total Inception-to-Date (Non-Institutional Only) | 0 | 0 | 0 | 0 | | | | 0 |
| 23. Current (Grand Total) | 0 | 0 | 0 | 0 | 0 | 0 | 0 | 0 |
| 24. Total Inception-to-Date (Grand Total) | 0 | 0 | 0 | 0 | | | | 0 |

CAUTION: The information contained on this page is unaudited and not a complete analysis nor is it an expression of opinion on any insurer.
This page may contain inadvertent errors.

2021 LONG-TERM CARE INSURANCE EXPERIENCE REPORTING FORM 2
By COMPANY NAME

| Row Description | Premiums Earned | Incurred Claims | Cal Year of Peak Issues | PCT Male Lives Insured | Average Attained Age | NBR of Lives In-Force End of Year | NBR of Terminations | NBR of New Lives Insured |
|--|-----------------|----------------------------|-------------------------|------------------------|----------------------|-----------------------------------|---------------------|--------------------------|
| Company Name: Arkansas Bankers Life Ins Co | | Company Code: 86118 | | | | | | |
| Primarily 2002 and Prior Issue Years | | | | | | | | |
| 1. Current (Comprehensive) | 0 | 0 | 0 | 0 | 0 | 0 | 0 | 0 |
| 2. Total Inception-to-Date (Comprehensive) | 0 | 0 | 0 | 0 | | | | 0 |
| 3. Current (Institutional Only) | 0 | 0 | 0 | 0 | 0 | 0 | 0 | 0 |
| 4. Total Inception-to-Date (Institutional Only) | 0 | 0 | 0 | 0 | | | | 0 |
| 5. Current (Non-Institutional Only) | 0 | 0 | 0 | 0 | 0 | 0 | 0 | 0 |
| 6. Total Inception-to-Date (Non-Institutional Only) | 0 | 0 | 0 | 0 | | | | 0 |
| 7. Current (Grand Total) | 0 | 0 | 0 | 0 | 0 | 0 | 0 | 0 |
| 8. Total Inception-to-Date (Grand Total) | 0 | 0 | 0 | 0 | | | | 0 |
| Primarily 2003 to 2010 Issue Years | | | | | | | | |
| 9. Current (Comprehensive) | 0 | 0 | 0 | 0 | 0 | 0 | 0 | 0 |
| 10. Total Inception-to-Date (Comprehensive) | 0 | 0 | 0 | 0 | | | | 0 |
| 11. Current (Institutional Only) | 0 | 0 | 0 | 0 | 0 | 0 | 0 | 0 |
| 12. Total Inception-to-Date (Institutional Only) | 0 | 0 | 0 | 0 | | | | 0 |
| 13. Current (Non-Institutional Only) | 0 | 0 | 0 | 0 | 0 | 0 | 0 | 0 |
| 14. Total Inception-to-Date (Non-Institutional Only) | 0 | 0 | 0 | 0 | | | | 0 |
| 15. Current (Grand Total) | 0 | 0 | 0 | 0 | 0 | 0 | 0 | 0 |
| 16. Total Inception-to-Date (Grand Total) | 0 | 0 | 0 | 0 | | | | 0 |
| Primarily 2011 and Later Issue Years | | | | | | | | |
| 17. Current (Comprehensive) | 0 | 0 | 0 | 0 | 0 | 0 | 0 | 0 |
| 18. Total Inception-to-Date (Comprehensive) | 0 | 0 | 0 | 0 | | | | 0 |
| 19. Current (Institutional Only) | 0 | 0 | 0 | 0 | 0 | 0 | 0 | 0 |
| 20. Total Inception-to-Date (Institutional Only) | 0 | 0 | 0 | 0 | | | | 0 |
| 21. Current (Non-Institutional Only) | 0 | 0 | 0 | 0 | 0 | 0 | 0 | 0 |
| 22. Total Inception-to-Date (Non-Institutional Only) | 0 | 0 | 0 | 0 | | | | 0 |
| 23. Current (Grand Total) | 0 | 0 | 0 | 0 | 0 | 0 | 0 | 0 |
| 24. Total Inception-to-Date (Grand Total) | 0 | 0 | 0 | 0 | | | | 0 |

CAUTION: The information contained on this page is unaudited and not a complete analysis nor is it an expression of opinion on any insurer. This page may contain inadvertent errors.

2021 LONG-TERM CARE INSURANCE EXPERIENCE REPORTING FORM 2
By COMPANY NAME

| Row Description | Premiums Earned | Incurred Claims | Cal Year of Peak Issues | PCT Male Lives Insured | Average Attained Age | NBR of Lives In-Force End of Year | NBR of Terminations | NBR of New Lives Insured |
|--|-----------------|----------------------------|-------------------------|------------------------|----------------------|-----------------------------------|---------------------|--------------------------|
| Company Name: Assurity Life Ins Co | | Company Code: 71439 | | | | | | |
| Primarily 2002 and Prior Issue Years | | | | | | | | |
| 1. Current (Comprehensive) | 0 | 0 | 0 | 0 | 0 | 0 | 0 | 0 |
| 2. Total Inception-to-Date (Comprehensive) | 0 | 0 | 0 | 0 | | | | 0 |
| 3. Current (Institutional Only) | 0 | 0 | 0 | 0 | 0 | 0 | 0 | 0 |
| 4. Total Inception-to-Date (Institutional Only) | 0 | 0 | 0 | 0 | | | | 0 |
| 5. Current (Non-Institutional Only) | 0 | 0 | 0 | 0 | 0 | 0 | 0 | 0 |
| 6. Total Inception-to-Date (Non-Institutional Only) | 0 | 0 | 0 | 0 | | | | 0 |
| 7. Current (Grand Total) | 0 | 0 | 0 | 0 | 0 | 0 | 0 | 0 |
| 8. Total Inception-to-Date (Grand Total) | 0 | 0 | 0 | 0 | | | | 0 |
| Primarily 2003 to 2010 Issue Years | | | | | | | | |
| 9. Current (Comprehensive) | 1,796 | 314 | 2010 | 0 | 70 | 1,007 | 8 | 0 |
| 10. Total Inception-to-Date (Comprehensive) | 33,524 | 1,507 | 2010 | 0 | | | | 1,258 |
| 11. Current (Institutional Only) | 0 | 0 | 0 | 0 | 0 | 0 | 0 | 0 |
| 12. Total Inception-to-Date (Institutional Only) | 0 | 0 | 0 | 0 | | | | 0 |
| 13. Current (Non-Institutional Only) | 0 | 0 | 0 | 0 | 0 | 0 | 0 | 0 |
| 14. Total Inception-to-Date (Non-Institutional Only) | 0 | 0 | 0 | 0 | | | | 0 |
| 15. Current (Grand Total) | 1,796 | 314 | 2010 | 0 | 70 | 1,007 | 8 | 0 |
| 16. Total Inception-to-Date (Grand Total) | 33,524 | 1,507 | 2010 | 0 | | | | 1,258 |
| Primarily 2011 and Later Issue Years | | | | | | | | |
| 17. Current (Comprehensive) | 0 | 0 | 0 | 0 | 0 | 0 | 0 | 0 |
| 18. Total Inception-to-Date (Comprehensive) | 0 | 0 | 0 | 0 | | | | 0 |
| 19. Current (Institutional Only) | 0 | 0 | 0 | 0 | 0 | 0 | 0 | 0 |
| 20. Total Inception-to-Date (Institutional Only) | 0 | 0 | 0 | 0 | | | | 0 |
| 21. Current (Non-Institutional Only) | 0 | 0 | 0 | 0 | 0 | 0 | 0 | 0 |
| 22. Total Inception-to-Date (Non-Institutional Only) | 0 | 0 | 0 | 0 | | | | 0 |
| 23. Current (Grand Total) | 0 | 0 | 0 | 0 | 0 | 0 | 0 | 0 |
| 24. Total Inception-to-Date (Grand Total) | 0 | 0 | 0 | 0 | | | | 0 |

CAUTION: The information contained on this page is unaudited and not a complete analysis nor is it an expression of opinion on any insurer. This page may contain inadvertent errors.

2021 LONG-TERM CARE INSURANCE EXPERIENCE REPORTING FORM 2
By COMPANY NAME

| Row Description | Premiums Earned | Incurred Claims | Cal Year of Peak Issues | PCT Male Lives Insured | Average Attained Age | NBR of Lives In-Force End of Year | NBR of Terminations | NBR of New Lives Insured |
|--|-----------------|----------------------------|-------------------------|------------------------|----------------------|-----------------------------------|---------------------|--------------------------|
| Company Name: Athene Life Ins Co of NY | | Company Code: 63932 | | | | | | |
| Primarily 2002 and Prior Issue Years | | | | | | | | |
| 1. Current (Comprehensive) | 436 | 4,028 | 1996 | 39 | 81 | 280 | 25 | 0 |
| 2. Total Inception-to-Date (Comprehensive) | 22,509 | 29,464 | 1996 | 38 | | | | 636 |
| 3. Current (Institutional Only) | 0 | 0 | 0 | 0 | 0 | 0 | 0 | 0 |
| 4. Total Inception-to-Date (Institutional Only) | 0 | 0 | 0 | 0 | | | | 0 |
| 5. Current (Non-Institutional Only) | 0 | 0 | 0 | 0 | 0 | 0 | 0 | 0 |
| 6. Total Inception-to-Date (Non-Institutional Only) | 0 | 0 | 0 | 0 | | | | 0 |
| 7. Current (Grand Total) | 436 | 4,028 | 1996 | 39 | 81 | 280 | 25 | 0 |
| 8. Total Inception-to-Date (Grand Total) | 22,509 | 29,464 | 1996 | 38 | | | | 636 |
| Primarily 2003 to 2010 Issue Years | | | | | | | | |
| 9. Current (Comprehensive) | 0 | 0 | 0 | 0 | 0 | 0 | 0 | 0 |
| 10. Total Inception-to-Date (Comprehensive) | 0 | 0 | 0 | 0 | | | | 0 |
| 11. Current (Institutional Only) | 0 | 0 | 0 | 0 | 0 | 0 | 0 | 0 |
| 12. Total Inception-to-Date (Institutional Only) | 0 | 0 | 0 | 0 | | | | 0 |
| 13. Current (Non-Institutional Only) | 0 | 0 | 0 | 0 | 0 | 0 | 0 | 0 |
| 14. Total Inception-to-Date (Non-Institutional Only) | 0 | 0 | 0 | 0 | | | | 0 |
| 15. Current (Grand Total) | 0 | 0 | 0 | 0 | 0 | 0 | 0 | 0 |
| 16. Total Inception-to-Date (Grand Total) | 0 | 0 | 0 | 0 | | | | 0 |
| Primarily 2011 and Later Issue Years | | | | | | | | |
| 17. Current (Comprehensive) | 0 | 0 | 0 | 0 | 0 | 0 | 0 | 0 |
| 18. Total Inception-to-Date (Comprehensive) | 0 | 0 | 0 | 0 | | | | 0 |
| 19. Current (Institutional Only) | 0 | 0 | 0 | 0 | 0 | 0 | 0 | 0 |
| 20. Total Inception-to-Date (Institutional Only) | 0 | 0 | 0 | 0 | | | | 0 |
| 21. Current (Non-Institutional Only) | 0 | 0 | 0 | 0 | 0 | 0 | 0 | 0 |
| 22. Total Inception-to-Date (Non-Institutional Only) | 0 | 0 | 0 | 0 | | | | 0 |
| 23. Current (Grand Total) | 0 | 0 | 0 | 0 | 0 | 0 | 0 | 0 |
| 24. Total Inception-to-Date (Grand Total) | 0 | 0 | 0 | 0 | | | | 0 |

CAUTION: The information contained on this page is unaudited and not a complete analysis nor is it an expression of opinion on any insurer. This page may contain inadvertent errors.

2021 LONG-TERM CARE INSURANCE EXPERIENCE REPORTING FORM 2
By COMPANY NAME

| Row Description | Premiums Earned | Incurred Claims | Cal Year of Peak Issues | PCT Male Lives Insured | Average Attained Age | NBR of Lives In-Force End of Year | NBR of Terminations | NBR of New Lives Insured |
|--|-----------------|----------------------------|-------------------------|------------------------|----------------------|-----------------------------------|---------------------|--------------------------|
| Company Name: Auto Owners Life Ins Co | | Company Code: 61190 | | | | | | |
| Primarily 2002 and Prior Issue Years | | | | | | | | |
| 1. Current (Comprehensive) | 211 | 687 | 2003 | 46 | 74 | 159 | 3 | 0 |
| 2. Total Inception-to-Date (Comprehensive) | 5,567 | 2,261 | 2003 | 48 | | | | 259 |
| 3. Current (Institutional Only) | 4 | 193 | 2003 | 75 | 81 | 4 | 0 | 0 |
| 4. Total Inception-to-Date (Institutional Only) | 174 | 560 | 2003 | 69 | | | | 13 |
| 5. Current (Non-Institutional Only) | 0 | 0 | 0 | 0 | 0 | 0 | 0 | 0 |
| 6. Total Inception-to-Date (Non-Institutional Only) | 0 | 0 | 0 | 0 | | | | 0 |
| 7. Current (Grand Total) | 215 | 880 | 2003 | 47 | 74 | 163 | 3 | 0 |
| 8. Total Inception-to-Date (Grand Total) | 5,741 | 2,821 | 2003 | 49 | | | | 272 |
| Primarily 2003 to 2010 Issue Years | | | | | | | | |
| 9. Current (Comprehensive) | 3,081 | 2,133 | 2007 | 43 | 73 | 1,735 | 42 | 0 |
| 10. Total Inception-to-Date (Comprehensive) | 50,149 | 16,163 | 2007 | 44 | | | | 2,322 |
| 11. Current (Institutional Only) | 153 | 94 | 2010 | 47 | 76 | 106 | 5 | 0 |
| 12. Total Inception-to-Date (Institutional Only) | 2,823 | 1,360 | 2010 | 45 | | | | 175 |
| 13. Current (Non-Institutional Only) | 0 | 0 | 0 | 0 | 0 | 0 | 0 | 0 |
| 14. Total Inception-to-Date (Non-Institutional Only) | 0 | 0 | 0 | 0 | | | | 0 |
| 15. Current (Grand Total) | 3,234 | 2,227 | 2007 | 43 | 73 | 1,841 | 47 | 0 |
| 16. Total Inception-to-Date (Grand Total) | 52,972 | 17,523 | 2007 | 44 | | | | 2,497 |
| Primarily 2011 and Later Issue Years | | | | | | | | |
| 17. Current (Comprehensive) | 8,490 | 1,419 | 2015 | 43 | 65 | 3,789 | 39 | 255 |
| 18. Total Inception-to-Date (Comprehensive) | 44,343 | 5,026 | 2015 | 43 | | | | 4,055 |
| 19. Current (Institutional Only) | 134 | 7 | 2013 | 50 | 73 | 76 | 2 | 0 |
| 20. Total Inception-to-Date (Institutional Only) | 1,265 | 7 | 2013 | 46 | | | | 89 |
| 21. Current (Non-Institutional Only) | 0 | 0 | 0 | 0 | 0 | 0 | 0 | 0 |
| 22. Total Inception-to-Date (Non-Institutional Only) | 0 | 0 | 0 | 0 | | | | 0 |
| 23. Current (Grand Total) | 8,624 | 1,426 | 2015 | 43 | 65 | 3,865 | 41 | 255 |
| 24. Total Inception-to-Date (Grand Total) | 45,608 | 5,033 | 2015 | 43 | | | | 4,144 |

CAUTION: The information contained on this page is unaudited and not a complete analysis nor is it an expression of opinion on any insurer. This page may contain inadvertent errors.

2021 LONG-TERM CARE INSURANCE EXPERIENCE REPORTING FORM 2
By COMPANY NAME

| Row Description | Premiums Earned | Incurred Claims | Cal Year of Peak Issues | PCT Male Lives Insured | Average Attained Age | NBR of Lives In-Force End of Year | NBR of Terminations | NBR of New Lives Insured |
|--|-----------------|----------------------------|-------------------------|------------------------|----------------------|-----------------------------------|---------------------|--------------------------|
| Company Name: Baltimore Life Ins Co | | Company Code: 61212 | | | | | | |
| Primarily 2002 and Prior Issue Years | | | | | | | | |
| 1. Current (Comprehensive) | 73 | 118 | 2002 | 40 | 80 | 73 | 8 | 0 |
| 2. Total Inception-to-Date (Comprehensive) | 2,253 | 823 | 2001 | 39 | | | | 157 |
| 3. Current (Institutional Only) | 0 | 0 | 0 | 0 | 0 | 0 | 0 | 0 |
| 4. Total Inception-to-Date (Institutional Only) | 0 | 0 | 0 | 0 | | | | 0 |
| 5. Current (Non-Institutional Only) | 0 | 0 | 0 | 0 | 0 | 0 | 0 | 0 |
| 6. Total Inception-to-Date (Non-Institutional Only) | 0 | 0 | 0 | 0 | | | | 0 |
| 7. Current (Grand Total) | 73 | 118 | 2002 | 40 | 80 | 73 | 8 | 0 |
| 8. Total Inception-to-Date (Grand Total) | 2,253 | 823 | 2001 | 39 | | | | 157 |
| Primarily 2003 to 2010 Issue Years | | | | | | | | |
| 9. Current (Comprehensive) | 1 | 0 | 2003 | 50 | 81 | 2 | 0 | 0 |
| 10. Total Inception-to-Date (Comprehensive) | 44 | 39 | 2003 | 29 | | | | 0 |
| 11. Current (Institutional Only) | 0 | 0 | 0 | 0 | 0 | 0 | 0 | 0 |
| 12. Total Inception-to-Date (Institutional Only) | 0 | 0 | 0 | 0 | | | | 0 |
| 13. Current (Non-Institutional Only) | 0 | 0 | 0 | 0 | 0 | 0 | 0 | 0 |
| 14. Total Inception-to-Date (Non-Institutional Only) | 0 | 0 | 0 | 0 | | | | 0 |
| 15. Current (Grand Total) | 1 | 0 | 2003 | 50 | 81 | 2 | 0 | 0 |
| 16. Total Inception-to-Date (Grand Total) | 44 | 39 | 2003 | 29 | | | | 0 |
| Primarily 2011 and Later Issue Years | | | | | | | | |
| 17. Current (Comprehensive) | 0 | 0 | 0 | 0 | 0 | 0 | 0 | 0 |
| 18. Total Inception-to-Date (Comprehensive) | 0 | 0 | 0 | 0 | | | | 0 |
| 19. Current (Institutional Only) | 0 | 0 | 0 | 0 | 0 | 0 | 0 | 0 |
| 20. Total Inception-to-Date (Institutional Only) | 0 | 0 | 0 | 0 | | | | 0 |
| 21. Current (Non-Institutional Only) | 0 | 0 | 0 | 0 | 0 | 0 | 0 | 0 |
| 22. Total Inception-to-Date (Non-Institutional Only) | 0 | 0 | 0 | 0 | | | | 0 |
| 23. Current (Grand Total) | 0 | 0 | 0 | 0 | 0 | 0 | 0 | 0 |
| 24. Total Inception-to-Date (Grand Total) | 0 | 0 | 0 | 0 | | | | 0 |

CAUTION: The information contained on this page is unaudited and not a complete analysis nor is it an expression of opinion on any insurer. This page may contain inadvertent errors.

2021 LONG-TERM CARE INSURANCE EXPERIENCE REPORTING FORM 2
By COMPANY NAME

| Row Description | Premiums Earned | Incurred Claims | Cal Year of Peak Issues | PCT Male Lives Insured | Average Attained Age | NBR of Lives In-Force End of Year | NBR of Terminations | NBR of New Lives Insured |
|--|-----------------|----------------------------|-------------------------|------------------------|----------------------|-----------------------------------|---------------------|--------------------------|
| Company Name: Bankers Conseco Life Ins Co | | Company Code: 68560 | | | | | | |
| Primarily 2002 and Prior Issue Years | | | | | | | | |
| 1. Current (Comprehensive) | 3,081 | 8,850 | 1999 | 35 | 84 | 1,646 | 130 | 0 |
| 2. Total Inception-to-Date (Comprehensive) | 153,027 | 171,837 | 1992 | 43 | | | | 6,325 |
| 3. Current (Institutional Only) | 3 | -27 | 1997 | 0 | 0 | 0 | 6 | 0 |
| 4. Total Inception-to-Date (Institutional Only) | 392 | 317 | 1997 | 36 | | | | 67 |
| 5. Current (Non-Institutional Only) | 0 | 0 | 0 | 0 | 0 | 0 | 0 | 0 |
| 6. Total Inception-to-Date (Non-Institutional Only) | 0 | 0 | 0 | 0 | | | | 0 |
| 7. Current (Grand Total) | 3,083 | 8,822 | 1999 | 35 | 84 | 1,646 | 136 | 0 |
| 8. Total Inception-to-Date (Grand Total) | 153,420 | 172,154 | 1999 | 43 | | | | 6,392 |
| Primarily 2003 to 2010 Issue Years | | | | | | | | |
| 9. Current (Comprehensive) | 240 | 75 | 2010 | 32 | 76 | 111 | 3 | 0 |
| 10. Total Inception-to-Date (Comprehensive) | 6,724 | 6,102 | 2010 | 37 | | | | 244 |
| 11. Current (Institutional Only) | 0 | 0 | 0 | 0 | 0 | 0 | 0 | 0 |
| 12. Total Inception-to-Date (Institutional Only) | 17 | 18 | 2010 | 0 | | | | 2 |
| 13. Current (Non-Institutional Only) | 286 | -21 | 2010 | 24 | 80 | 262 | 23 | 0 |
| 14. Total Inception-to-Date (Non-Institutional Only) | 4,408 | 1,204 | 2010 | 33 | | | | 660 |
| 15. Current (Grand Total) | 526 | 54 | 2010 | 27 | 79 | 373 | 26 | 0 |
| 16. Total Inception-to-Date (Grand Total) | 11,149 | 7,323 | 2010 | 34 | | | | 906 |
| Primarily 2011 and Later Issue Years | | | | | | | | |
| 17. Current (Comprehensive) | 3,382 | -35 | 2021 | 40 | 69 | 2,591 | 340 | 932 |
| 18. Total Inception-to-Date (Comprehensive) | 52,918 | 49,648 | 2021 | 40 | | | | 3,877 |
| 19. Current (Institutional Only) | 85 | -9 | 2016 | 36 | 73 | 64 | 8 | 14 |
| 20. Total Inception-to-Date (Institutional Only) | 1,104 | 956 | 2016 | 37 | | | | 103 |
| 21. Current (Non-Institutional Only) | 696 | 689 | 2012 | 28 | 76 | 535 | 23 | 0 |
| 22. Total Inception-to-Date (Non-Institutional Only) | 7,371 | 3,171 | 2012 | 33 | | | | 877 |
| 23. Current (Grand Total) | 4,164 | 645 | 2021 | 38 | 70 | 3,190 | 371 | 946 |
| 24. Total Inception-to-Date (Grand Total) | 61,394 | 53,774 | 2021 | 39 | | | | 4,857 |

CAUTION: The information contained on this page is unaudited and not a complete analysis nor is it an expression of opinion on any insurer. This page may contain inadvertent errors.

2021 LONG-TERM CARE INSURANCE EXPERIENCE REPORTING FORM 2
By COMPANY NAME

| Row Description | Premiums Earned | Incurred Claims | Cal Year of Peak Issues | PCT Male Lives Insured | Average Attained Age | NBR of Lives In-Force End of Year | NBR of Terminations | NBR of New Lives Insured |
|--|-----------------|----------------------------|-------------------------|------------------------|----------------------|-----------------------------------|---------------------|--------------------------|
| Company Name: Bankers Fidelity Life Ins Co | | Company Code: 61239 | | | | | | |
| Primarily 2002 and Prior Issue Years | | | | | | | | |
| 1. Current (Comprehensive) | 0 | 0 | 0 | 0 | 0 | 0 | 0 | 0 |
| 2. Total Inception-to-Date (Comprehensive) | 0 | 0 | 0 | 0 | | | | 0 |
| 3. Current (Institutional Only) | 1 | 0 | 1990 | 100 | 90 | 1 | 0 | 0 |
| 4. Total Inception-to-Date (Institutional Only) | 21,615 | 22,068 | 1988 | 24 | | | | 1,956 |
| 5. Current (Non-Institutional Only) | 0 | 0 | 0 | 0 | 0 | 0 | 0 | 0 |
| 6. Total Inception-to-Date (Non-Institutional Only) | 0 | 0 | 0 | 0 | | | | 0 |
| 7. Current (Grand Total) | 1 | 0 | 0 | 0 | 0 | 1 | 0 | 0 |
| 8. Total Inception-to-Date (Grand Total) | 21,615 | 22,068 | 0 | 0 | | | | 1,956 |
| Primarily 2003 to 2010 Issue Years | | | | | | | | |
| 9. Current (Comprehensive) | 0 | 0 | 0 | 0 | 0 | 0 | 0 | 0 |
| 10. Total Inception-to-Date (Comprehensive) | 0 | 0 | 0 | 0 | | | | 0 |
| 11. Current (Institutional Only) | 0 | 0 | 0 | 0 | 0 | 0 | 0 | 0 |
| 12. Total Inception-to-Date (Institutional Only) | 0 | 0 | 0 | 0 | | | | 0 |
| 13. Current (Non-Institutional Only) | 0 | 0 | 0 | 0 | 0 | 0 | 0 | 0 |
| 14. Total Inception-to-Date (Non-Institutional Only) | 0 | 0 | 0 | 0 | | | | 0 |
| 15. Current (Grand Total) | 0 | 0 | 0 | 0 | 0 | 0 | 0 | 0 |
| 16. Total Inception-to-Date (Grand Total) | 0 | 0 | 0 | 0 | | | | 0 |
| Primarily 2011 and Later Issue Years | | | | | | | | |
| 17. Current (Comprehensive) | 0 | 0 | 0 | 0 | 0 | 0 | 0 | 0 |
| 18. Total Inception-to-Date (Comprehensive) | 0 | 0 | 0 | 0 | | | | 0 |
| 19. Current (Institutional Only) | 0 | 0 | 0 | 0 | 0 | 0 | 0 | 0 |
| 20. Total Inception-to-Date (Institutional Only) | 0 | 0 | 0 | 0 | | | | 0 |
| 21. Current (Non-Institutional Only) | 0 | 0 | 0 | 0 | 0 | 0 | 0 | 0 |
| 22. Total Inception-to-Date (Non-Institutional Only) | 0 | 0 | 0 | 0 | | | | 0 |
| 23. Current (Grand Total) | 0 | 0 | 0 | 0 | 0 | 0 | 0 | 0 |
| 24. Total Inception-to-Date (Grand Total) | 0 | 0 | 0 | 0 | | | | 0 |

CAUTION: The information contained on this page is unaudited and not a complete analysis nor is it an expression of opinion on any insurer. This page may contain inadvertent errors.

2021 LONG-TERM CARE INSURANCE EXPERIENCE REPORTING FORM 2
By COMPANY NAME

| Row Description | Premiums Earned | Incurred Claims | Cal Year of Peak Issues | PCT Male Lives Insured | Average Attained Age | NBR of Lives In-Force End of Year | NBR of Terminations | NBR of New Lives Insured |
|--|-----------------|----------------------------|-------------------------|------------------------|----------------------|-----------------------------------|---------------------|--------------------------|
| Company Name: Bankers Life & Cas Co | | Company Code: 61263 | | | | | | |
| Primarily 2002 and Prior Issue Years | | | | | | | | |
| 1. Current (Comprehensive) | 123,846 | 208,720 | 2002 | 38 | 85 | 48,210 | 5,749 | 0 |
| 2. Total Inception-to-Date (Comprehensive) | 5,569,114 | 4,844,893 | 2002 | 36 | | | | 142,833 |
| 3. Current (Institutional Only) | 612 | 979 | 2002 | 36 | 87 | 10,730 | 1,585 | 0 |
| 4. Total Inception-to-Date (Institutional Only) | 2,179,515 | 2,077,100 | 2002 | 32 | | | | 52,322 |
| 5. Current (Non-Institutional Only) | 4,999 | 16,411 | 2002 | 21 | 89 | 5,123 | 1,037 | 0 |
| 6. Total Inception-to-Date (Non-Institutional Only) | 793,335 | 847,363 | 2002 | 29 | | | | 36,813 |
| 7. Current (Grand Total) | 129,458 | 226,109 | 2002 | 36 | 86 | 64,063 | 8,371 | 0 |
| 8. Total Inception-to-Date (Grand Total) | 8,541,964 | 7,769,356 | 2002 | 30 | | | | 231,968 |
| Primarily 2003 to 2010 Issue Years | | | | | | | | |
| 9. Current (Comprehensive) | 79,404 | 72,464 | 2005 | 32 | 79 | 37,516 | 2,541 | 0 |
| 10. Total Inception-to-Date (Comprehensive) | 1,867,380 | 864,977 | 2004 | 39 | | | | 85,673 |
| 11. Current (Institutional Only) | 7,464 | 5,855 | 2004 | 30 | 82 | 4,738 | 383 | 0 |
| 12. Total Inception-to-Date (Institutional Only) | 253,581 | 129,713 | 2004 | 36 | | | | 11,746 |
| 13. Current (Non-Institutional Only) | 26,624 | 44,395 | 2009 | 27 | 84 | 21,607 | 2,524 | 0 |
| 14. Total Inception-to-Date (Non-Institutional Only) | 896,111 | 838,251 | 2007 | 34 | | | | 80,471 |
| 15. Current (Grand Total) | 113,493 | 122,714 | 2005 | 30 | 81 | 63,861 | 5,448 | 0 |
| 16. Total Inception-to-Date (Grand Total) | 3,017,072 | 1,832,942 | 2005 | 36 | | | | 177,890 |
| Primarily 2011 and Later Issue Years | | | | | | | | |
| 17. Current (Comprehensive) | 79,324 | 12,287 | 2021 | 43 | 68 | 52,255 | 4,936 | 16,757 |
| 18. Total Inception-to-Date (Comprehensive) | 457,722 | 74,661 | 2021 | 42 | | | | 74,471 |
| 19. Current (Institutional Only) | 3,157 | -346 | 2015 | 35 | 74 | 1,817 | 144 | 196 |
| 20. Total Inception-to-Date (Institutional Only) | 27,377 | 4,304 | 2011 | 35 | | | | 2,818 |
| 21. Current (Non-Institutional Only) | 12,592 | 12,521 | 2012 | 28 | 77 | 9,821 | 461 | 0 |
| 22. Total Inception-to-Date (Non-Institutional Only) | 129,052 | 53,676 | 2011 | 33 | | | | 16,355 |
| 23. Current (Grand Total) | 95,074 | 24,462 | 2021 | 41 | 69 | 63,893 | 5,541 | 16,953 |
| 24. Total Inception-to-Date (Grand Total) | 614,151 | 132,641 | 2021 | 40 | | | | 93,644 |

CAUTION: The information contained on this page is unaudited and not a complete analysis nor is it an expression of opinion on any insurer. This page may contain inadvertent errors.

2021 LONG-TERM CARE INSURANCE EXPERIENCE REPORTING FORM 2
By COMPANY NAME

| Row Description | Premiums Earned | Incurred Claims | Cal Year of Peak Issues | PCT Male Lives Insured | Average Attained Age | NBR of Lives In-Force End of Year | NBR of Terminations | NBR of New Lives Insured |
|--|-----------------|----------------------------|-------------------------|------------------------|----------------------|-----------------------------------|---------------------|--------------------------|
| Company Name: BCBS of AL | | Company Code: 55433 | | | | | | |
| Primarily 2002 and Prior Issue Years | | | | | | | | |
| 1. Current (Comprehensive) | 0 | 0 | 0 | 0 | 0 | 0 | 0 | 0 |
| 2. Total Inception-to-Date (Comprehensive) | 0 | 0 | 0 | 0 | | | | 0 |
| 3. Current (Institutional Only) | 0 | 0 | 0 | 0 | 0 | 0 | 0 | 0 |
| 4. Total Inception-to-Date (Institutional Only) | 0 | 0 | 0 | 0 | | | | 0 |
| 5. Current (Non-Institutional Only) | 0 | 0 | 0 | 0 | 0 | 0 | 0 | 0 |
| 6. Total Inception-to-Date (Non-Institutional Only) | 0 | 0 | 0 | 0 | | | | 0 |
| 7. Current (Grand Total) | 0 | 0 | 0 | 0 | 0 | 0 | 0 | 0 |
| 8. Total Inception-to-Date (Grand Total) | 0 | 0 | 0 | 0 | | | | 0 |
| Primarily 2003 to 2010 Issue Years | | | | | | | | |
| 9. Current (Comprehensive) | 410 | 511 | 2007 | 41 | 75 | 176 | 9 | 0 |
| 10. Total Inception-to-Date (Comprehensive) | 7,187 | 3,151 | 2007 | 40 | | | | 262 |
| 11. Current (Institutional Only) | 5 | 1 | 2005 | 20 | 77 | 5 | 0 | 0 |
| 12. Total Inception-to-Date (Institutional Only) | 122 | 408 | 2005 | 20 | | | | 5 |
| 13. Current (Non-Institutional Only) | 0 | 0 | 0 | 0 | 0 | 0 | 0 | 0 |
| 14. Total Inception-to-Date (Non-Institutional Only) | 0 | 0 | 0 | 0 | | | | 0 |
| 15. Current (Grand Total) | 415 | 512 | 2007 | 40 | 75 | 181 | 9 | 0 |
| 16. Total Inception-to-Date (Grand Total) | 7,309 | 3,559 | 2007 | 40 | | | | 267 |
| Primarily 2011 and Later Issue Years | | | | | | | | |
| 17. Current (Comprehensive) | 0 | 0 | 0 | 0 | 0 | 0 | 0 | 0 |
| 18. Total Inception-to-Date (Comprehensive) | 0 | 0 | 0 | 0 | | | | 0 |
| 19. Current (Institutional Only) | 0 | 0 | 0 | 0 | 0 | 0 | 0 | 0 |
| 20. Total Inception-to-Date (Institutional Only) | 0 | 0 | 0 | 0 | | | | 0 |
| 21. Current (Non-Institutional Only) | 0 | 0 | 0 | 0 | 0 | 0 | 0 | 0 |
| 22. Total Inception-to-Date (Non-Institutional Only) | 0 | 0 | 0 | 0 | | | | 0 |
| 23. Current (Grand Total) | 0 | 0 | 0 | 0 | 0 | 0 | 0 | 0 |
| 24. Total Inception-to-Date (Grand Total) | 0 | 0 | 0 | 0 | | | | 0 |

CAUTION: The information contained on this page is unaudited and not a complete analysis nor is it an expression of opinion on any insurer. This page may contain inadvertent errors.

2021 LONG-TERM CARE INSURANCE EXPERIENCE REPORTING FORM 2
By COMPANY NAME

| Row Description | Premiums Earned | Incurred Claims | Cal Year of Peak Issues | PCT Male Lives Insured | Average Attained Age | NBR of Lives In-Force End of Year | NBR of Terminations | NBR of New Lives Insured |
|--|-----------------|----------------------------|-------------------------|------------------------|----------------------|-----------------------------------|---------------------|--------------------------|
| Company Name: BCBS Of FL | | Company Code: 98167 | | | | | | |
| Primarily 2002 and Prior Issue Years | | | | | | | | |
| 1. Current (Comprehensive) | 1,700 | 3,361 | 2000 | 37 | 78 | 954 | 52 | 0 |
| 2. Total Inception-to-Date (Comprehensive) | 35,842 | 62,604 | 2000 | 37 | | | | 4,858 |
| 3. Current (Institutional Only) | 8 | 19 | 1995 | 48 | 89 | 21 | 4 | 0 |
| 4. Total Inception-to-Date (Institutional Only) | 177 | 222 | 1995 | 48 | | | | 110 |
| 5. Current (Non-Institutional Only) | 127 | 758 | 1998 | 27 | 86 | 103 | 14 | 0 |
| 6. Total Inception-to-Date (Non-Institutional Only) | 5,727 | 11,241 | 1998 | 27 | | | | 514 |
| 7. Current (Grand Total) | 1,835 | 4,138 | 2000 | 36 | 79 | 1,078 | 70 | 0 |
| 8. Total Inception-to-Date (Grand Total) | 41,746 | 74,067 | 2000 | 36 | | | | 5,482 |
| Primarily 2003 to 2010 Issue Years | | | | | | | | |
| 9. Current (Comprehensive) | 9,658 | 8,781 | 2005 | 39 | 72 | 4,046 | 138 | 0 |
| 10. Total Inception-to-Date (Comprehensive) | 156,855 | 73,684 | 2005 | 39 | | | | 12,265 |
| 11. Current (Institutional Only) | 0 | 0 | 0 | 0 | 0 | 0 | 0 | 0 |
| 12. Total Inception-to-Date (Institutional Only) | 0 | 0 | 0 | 0 | | | | 0 |
| 13. Current (Non-Institutional Only) | 0 | 0 | 0 | 0 | 0 | 0 | 0 | 0 |
| 14. Total Inception-to-Date (Non-Institutional Only) | 0 | 0 | 0 | 0 | | | | 0 |
| 15. Current (Grand Total) | 9,658 | 8,781 | 2005 | 39 | 72 | 4,046 | 138 | 0 |
| 16. Total Inception-to-Date (Grand Total) | 156,855 | 73,684 | 2005 | 39 | | | | 12,265 |
| Primarily 2011 and Later Issue Years | | | | | | | | |
| 17. Current (Comprehensive) | 0 | 0 | 0 | 0 | 0 | 0 | 0 | 0 |
| 18. Total Inception-to-Date (Comprehensive) | 0 | 0 | 0 | 0 | | | | 0 |
| 19. Current (Institutional Only) | 0 | 0 | 0 | 0 | 0 | 0 | 0 | 0 |
| 20. Total Inception-to-Date (Institutional Only) | 0 | 0 | 0 | 0 | | | | 0 |
| 21. Current (Non-Institutional Only) | 0 | 0 | 0 | 0 | 0 | 0 | 0 | 0 |
| 22. Total Inception-to-Date (Non-Institutional Only) | 0 | 0 | 0 | 0 | | | | 0 |
| 23. Current (Grand Total) | 0 | 0 | 0 | 0 | 0 | 0 | 0 | 0 |
| 24. Total Inception-to-Date (Grand Total) | 0 | 0 | 0 | 0 | | | | 0 |

CAUTION: The information contained on this page is unaudited and not a complete analysis nor is it an expression of opinion on any insurer. This page may contain inadvertent errors.

2021 LONG-TERM CARE INSURANCE EXPERIENCE REPORTING FORM 2
By COMPANY NAME

| Row Description | Premiums Earned | Incurred Claims | Cal Year of Peak Issues | PCT Male Lives Insured | Average Attained Age | NBR of Lives In-Force End of Year | NBR of Terminations | NBR of New Lives Insured |
|--|-----------------|----------------------------|-------------------------|------------------------|----------------------|-----------------------------------|---------------------|--------------------------|
| Company Name: BCBS of KC | | Company Code: 47171 | | | | | | |
| Primarily 2002 and Prior Issue Years | | | | | | | | |
| 1. Current (Comprehensive) | 459 | 3,179 | 2001 | 40 | 79 | 347 | 14 | 0 |
| 2. Total Inception-to-Date (Comprehensive) | 13,741 | 11,264 | 2001 | 44 | | | | 674 |
| 3. Current (Institutional Only) | 30 | 413 | 2002 | 17 | 81 | 23 | 1 | 0 |
| 4. Total Inception-to-Date (Institutional Only) | 811 | 1,099 | 2002 | 30 | | | | 57 |
| 5. Current (Non-Institutional Only) | 0 | 0 | 0 | 0 | 0 | 0 | 0 | 0 |
| 6. Total Inception-to-Date (Non-Institutional Only) | 0 | 0 | 0 | 0 | | | | 0 |
| 7. Current (Grand Total) | 489 | 3,592 | 2001 | 39 | 79 | 370 | 15 | 0 |
| 8. Total Inception-to-Date (Grand Total) | 14,552 | 12,363 | 2001 | 43 | | | | 731 |
| Primarily 2003 to 2010 Issue Years | | | | | | | | |
| 9. Current (Comprehensive) | 406 | 141 | 2006 | 43 | 75 | 300 | 5 | 0 |
| 10. Total Inception-to-Date (Comprehensive) | 7,607 | 1,967 | 2006 | 46 | | | | 409 |
| 11. Current (Institutional Only) | 0 | 0 | 0 | 0 | 0 | 0 | 0 | 0 |
| 12. Total Inception-to-Date (Institutional Only) | 0 | 0 | 0 | 0 | | | | 0 |
| 13. Current (Non-Institutional Only) | 0 | 0 | 0 | 0 | 0 | 0 | 0 | 0 |
| 14. Total Inception-to-Date (Non-Institutional Only) | 0 | 0 | 0 | 0 | | | | 0 |
| 15. Current (Grand Total) | 406 | 141 | 2006 | 43 | 75 | 300 | 5 | 0 |
| 16. Total Inception-to-Date (Grand Total) | 7,607 | 1,967 | 2006 | 46 | | | | 409 |
| Primarily 2011 and Later Issue Years | | | | | | | | |
| 17. Current (Comprehensive) | 0 | 0 | 0 | 0 | 0 | 0 | 0 | 0 |
| 18. Total Inception-to-Date (Comprehensive) | 0 | 0 | 0 | 0 | | | | 0 |
| 19. Current (Institutional Only) | 0 | 0 | 0 | 0 | 0 | 0 | 0 | 0 |
| 20. Total Inception-to-Date (Institutional Only) | 0 | 0 | 0 | 0 | | | | 0 |
| 21. Current (Non-Institutional Only) | 0 | 0 | 0 | 0 | 0 | 0 | 0 | 0 |
| 22. Total Inception-to-Date (Non-Institutional Only) | 0 | 0 | 0 | 0 | | | | 0 |
| 23. Current (Grand Total) | 0 | 0 | 0 | 0 | 0 | 0 | 0 | 0 |
| 24. Total Inception-to-Date (Grand Total) | 0 | 0 | 0 | 0 | | | | 0 |

CAUTION: The information contained on this page is unaudited and not a complete analysis nor is it an expression of opinion on any insurer. This page may contain inadvertent errors.

2021 LONG-TERM CARE INSURANCE EXPERIENCE REPORTING FORM 2
By COMPANY NAME

| Row Description | Premiums Earned | Incurred Claims | Cal Year of Peak Issues | PCT Male Lives Insured | Average Attained Age | NBR of Lives In-Force End of Year | NBR of Terminations | NBR of New Lives Insured |
|--|-----------------|----------------------------|-------------------------|------------------------|----------------------|-----------------------------------|---------------------|--------------------------|
| Company Name: BCBS Of KS Inc | | Company Code: 70729 | | | | | | |
| Primarily 2002 and Prior Issue Years | | | | | | | | |
| 1. Current (Comprehensive) | 684 | 699 | 2003 | 0 | 81 | 482 | 38 | 0 |
| 2. Total Inception-to-Date (Comprehensive) | 19,100 | 19,255 | 1999 | 0 | | | | 1,129 |
| 3. Current (Institutional Only) | 1,028 | 2,956 | 2001 | 0 | 82 | 763 | 43 | 0 |
| 4. Total Inception-to-Date (Institutional Only) | 28,083 | 31,632 | 2001 | 0 | | | | 1,856 |
| 5. Current (Non-Institutional Only) | 0 | 0 | 0 | 0 | 0 | 0 | 0 | 0 |
| 6. Total Inception-to-Date (Non-Institutional Only) | 220 | 18 | 2003 | 0 | | | | 2 |
| 7. Current (Grand Total) | 1,712 | 3,655 | 2001 | 0 | 82 | 1,245 | 81 | 0 |
| 8. Total Inception-to-Date (Grand Total) | 47,403 | 50,905 | 2001 | 0 | | | | 2,987 |
| Primarily 2003 to 2010 Issue Years | | | | | | | | |
| 9. Current (Comprehensive) | 847 | 513 | 2004 | 0 | 77 | 465 | 13 | 0 |
| 10. Total Inception-to-Date (Comprehensive) | 15,305 | 4,855 | 2004 | 0 | | | | 789 |
| 11. Current (Institutional Only) | 313 | -149 | 2004 | 0 | 78 | 217 | 12 | 0 |
| 12. Total Inception-to-Date (Institutional Only) | 12,304 | 7,740 | 2004 | 0 | | | | 374 |
| 13. Current (Non-Institutional Only) | 6 | 14 | 2005 | 0 | 80 | 9 | 1 | 0 |
| 14. Total Inception-to-Date (Non-Institutional Only) | 276 | 29 | 2005 | 0 | | | | 17 |
| 15. Current (Grand Total) | 1,166 | 378 | 2004 | 0 | 77 | 691 | 26 | 0 |
| 16. Total Inception-to-Date (Grand Total) | 27,885 | 12,624 | 2004 | 0 | | | | 1,180 |
| Primarily 2011 and Later Issue Years | | | | | | | | |
| 17. Current (Comprehensive) | 277 | 114 | 2011 | 0 | 64 | 157 | 0 | 0 |
| 18. Total Inception-to-Date (Comprehensive) | 2,740 | 1,004 | 2011 | 0 | | | | 216 |
| 19. Current (Institutional Only) | 0 | 0 | 0 | 0 | 0 | 0 | 0 | 0 |
| 20. Total Inception-to-Date (Institutional Only) | 0 | 0 | 0 | 0 | | | | 0 |
| 21. Current (Non-Institutional Only) | 0 | 0 | 0 | 0 | 0 | 0 | 0 | 0 |
| 22. Total Inception-to-Date (Non-Institutional Only) | 0 | 0 | 0 | 0 | | | | 0 |
| 23. Current (Grand Total) | 277 | 114 | 2011 | 0 | 64 | 157 | 0 | 0 |
| 24. Total Inception-to-Date (Grand Total) | 2,740 | 1,004 | 2011 | 0 | | | | 216 |

CAUTION: The information contained on this page is unaudited and not a complete analysis nor is it an expression of opinion on any insurer. This page may contain inadvertent errors.

2021 LONG-TERM CARE INSURANCE EXPERIENCE REPORTING FORM 2
By COMPANY NAME

| Row Description | Premiums Earned | Incurred Claims | Cal Year of Peak Issues | PCT Male Lives Insured | Average Attained Age | NBR of Lives In-Force End of Year | NBR of Terminations | NBR of New Lives Insured |
|--|-----------------|----------------------------|-------------------------|------------------------|----------------------|-----------------------------------|---------------------|--------------------------|
| Company Name: BCBS of NC Inc | | Company Code: 54631 | | | | | | |
| Primarily 2002 and Prior Issue Years | | | | | | | | |
| 1. Current (Comprehensive) | 8,692 | 4,945 | 2003 | 30 | 81 | 227 | 29 | 0 |
| 2. Total Inception-to-Date (Comprehensive) | 21,944 | 14,587 | 2001 | 38 | | | | 603 |
| 3. Current (Institutional Only) | 255 | 248 | 1999 | 29 | 83 | 7 | 1 | 0 |
| 4. Total Inception-to-Date (Institutional Only) | 991 | 436 | 2002 | 37 | | | | 35 |
| 5. Current (Non-Institutional Only) | 325 | 191 | 2003 | 41 | 83 | 5 | 1 | 0 |
| 6. Total Inception-to-Date (Non-Institutional Only) | 681 | 641 | 2003 | 36 | | | | 23 |
| 7. Current (Grand Total) | 9,272 | 5,384 | 2001 | 30 | 81 | 239 | 31 | 0 |
| 8. Total Inception-to-Date (Grand Total) | 23,616 | 15,664 | 2001 | 38 | | | | 661 |
| Primarily 2003 to 2010 Issue Years | | | | | | | | |
| 9. Current (Comprehensive) | 497 | 121 | 2004 | 37 | 77 | 211 | 12 | 0 |
| 10. Total Inception-to-Date (Comprehensive) | 8,725 | 4,601 | 2004 | 40 | | | | 394 |
| 11. Current (Institutional Only) | 7 | 2 | 2004 | 0 | 84 | 7 | 0 | 0 |
| 12. Total Inception-to-Date (Institutional Only) | 246 | 254 | 2004 | 20 | | | | 15 |
| 13. Current (Non-Institutional Only) | 8 | 71 | 2004 | 42 | 82 | 12 | 0 | 0 |
| 14. Total Inception-to-Date (Non-Institutional Only) | 321 | 156 | 2004 | 45 | | | | 33 |
| 15. Current (Grand Total) | 512 | 194 | 2004 | 37 | 78 | 230 | 12 | 0 |
| 16. Total Inception-to-Date (Grand Total) | 9,292 | 5,011 | 2004 | 40 | | | | 442 |
| Primarily 2011 and Later Issue Years | | | | | | | | |
| 17. Current (Comprehensive) | 0 | 0 | 0 | 0 | 0 | 0 | 0 | 0 |
| 18. Total Inception-to-Date (Comprehensive) | 0 | 0 | 0 | 0 | | | | 0 |
| 19. Current (Institutional Only) | 0 | 0 | 0 | 0 | 0 | 0 | 0 | 0 |
| 20. Total Inception-to-Date (Institutional Only) | 0 | 0 | 0 | 0 | | | | 0 |
| 21. Current (Non-Institutional Only) | 0 | 0 | 0 | 0 | 0 | 0 | 0 | 0 |
| 22. Total Inception-to-Date (Non-Institutional Only) | 0 | 0 | 0 | 0 | | | | 0 |
| 23. Current (Grand Total) | 0 | 0 | 0 | 0 | 0 | 0 | 0 | 0 |
| 24. Total Inception-to-Date (Grand Total) | 0 | 0 | 0 | 0 | | | | 0 |

CAUTION: The information contained on this page is unaudited and not a complete analysis nor is it an expression of opinion on any insurer. This page may contain inadvertent errors.

2021 LONG-TERM CARE INSURANCE EXPERIENCE REPORTING FORM 2
By COMPANY NAME

| Row Description | Premiums Earned | Incurred Claims | Cal Year of Peak Issues | PCT Male Lives Insured | Average Attained Age | NBR of Lives In-Force End of Year | NBR of Terminations | NBR of New Lives Insured |
|--|-----------------|----------------------------|-------------------------|------------------------|----------------------|-----------------------------------|---------------------|--------------------------|
| Company Name: BCBS of NC Senior Hlth | | Company Code: 15999 | | | | | | |
| Primarily 2002 and Prior Issue Years | | | | | | | | |
| 1. Current (Comprehensive) | 0 | 0 | 0 | 0 | 0 | 0 | 0 | 0 |
| 2. Total Inception-to-Date (Comprehensive) | 0 | 0 | 0 | 0 | | | | 0 |
| 3. Current (Institutional Only) | 0 | 0 | 0 | 0 | 0 | 0 | 0 | 0 |
| 4. Total Inception-to-Date (Institutional Only) | 0 | 0 | 0 | 0 | | | | 0 |
| 5. Current (Non-Institutional Only) | 0 | 0 | 0 | 0 | 0 | 0 | 0 | 0 |
| 6. Total Inception-to-Date (Non-Institutional Only) | 0 | 0 | 0 | 0 | | | | 0 |
| 7. Current (Grand Total) | 0 | 0 | 0 | 0 | 0 | 0 | 0 | 0 |
| 8. Total Inception-to-Date (Grand Total) | 0 | 0 | 0 | 0 | | | | 0 |
| Primarily 2003 to 2010 Issue Years | | | | | | | | |
| 9. Current (Comprehensive) | 0 | 0 | 0 | 0 | 0 | 0 | 0 | 0 |
| 10. Total Inception-to-Date (Comprehensive) | 0 | 0 | 0 | 0 | | | | 0 |
| 11. Current (Institutional Only) | 0 | 0 | 0 | 0 | 0 | 0 | 0 | 0 |
| 12. Total Inception-to-Date (Institutional Only) | 0 | 0 | 0 | 0 | | | | 0 |
| 13. Current (Non-Institutional Only) | 0 | 0 | 0 | 0 | 0 | 0 | 0 | 0 |
| 14. Total Inception-to-Date (Non-Institutional Only) | 0 | 0 | 0 | 0 | | | | 0 |
| 15. Current (Grand Total) | 0 | 0 | 0 | 0 | 0 | 0 | 0 | 0 |
| 16. Total Inception-to-Date (Grand Total) | 0 | 0 | 0 | 0 | | | | 0 |
| Primarily 2011 and Later Issue Years | | | | | | | | |
| 17. Current (Comprehensive) | 0 | 0 | 0 | 0 | 0 | 0 | 0 | 0 |
| 18. Total Inception-to-Date (Comprehensive) | 0 | 0 | 0 | 0 | | | | 0 |
| 19. Current (Institutional Only) | 0 | 0 | 0 | 0 | 0 | 0 | 0 | 0 |
| 20. Total Inception-to-Date (Institutional Only) | 0 | 0 | 0 | 0 | | | | 0 |
| 21. Current (Non-Institutional Only) | 0 | 0 | 0 | 0 | 0 | 0 | 0 | 0 |
| 22. Total Inception-to-Date (Non-Institutional Only) | 0 | 0 | 0 | 0 | | | | 0 |
| 23. Current (Grand Total) | 0 | 0 | 0 | 0 | 0 | 0 | 0 | 0 |
| 24. Total Inception-to-Date (Grand Total) | 0 | 0 | 0 | 0 | | | | 0 |

CAUTION: The information contained on this page is unaudited and not a complete analysis nor is it an expression of opinion on any insurer. This page may contain inadvertent errors.

2021 LONG-TERM CARE INSURANCE EXPERIENCE REPORTING FORM 2
By COMPANY NAME

| Row Description | Premiums Earned | Incurred Claims | Cal Year of Peak Issues | PCT Male Lives Insured | Average Attained Age | NBR of Lives In-Force End of Year | NBR of Terminations | NBR of New Lives Insured |
|--|-----------------|----------------------------|-------------------------|------------------------|----------------------|-----------------------------------|---------------------|--------------------------|
| Company Name: BCBS of ND | | Company Code: 55891 | | | | | | |
| Primarily 2002 and Prior Issue Years | | | | | | | | |
| 1. Current (Comprehensive) | 365 | 287 | 2002 | 42 | 78 | 149 | 6 | 0 |
| 2. Total Inception-to-Date (Comprehensive) | 6,503 | 4,249 | 2002 | 47 | | | | 234 |
| 3. Current (Institutional Only) | 105 | 28 | 2002 | 34 | 81 | 50 | 3 | 0 |
| 4. Total Inception-to-Date (Institutional Only) | 2,470 | 1,615 | 2002 | 43 | | | | 96 |
| 5. Current (Non-Institutional Only) | 0 | 0 | 2002 | 33 | 87 | 3 | 0 | 0 |
| 6. Total Inception-to-Date (Non-Institutional Only) | 54 | 0 | 2002 | 44 | | | | 9 |
| 7. Current (Grand Total) | 470 | 315 | 2002 | 40 | 79 | 202 | 9 | 0 |
| 8. Total Inception-to-Date (Grand Total) | 9,027 | 5,864 | 2002 | 46 | | | | 339 |
| Primarily 2003 to 2010 Issue Years | | | | | | | | |
| 9. Current (Comprehensive) | 841 | 1,002 | 2006 | 45 | 71 | 436 | 19 | 0 |
| 10. Total Inception-to-Date (Comprehensive) | 12,752 | 5,038 | 2006 | 41 | | | | 725 |
| 11. Current (Institutional Only) | 244 | 282 | 2004 | 45 | 75 | 154 | 2 | 0 |
| 12. Total Inception-to-Date (Institutional Only) | 4,592 | 2,176 | 2003 | 44 | | | | 230 |
| 13. Current (Non-Institutional Only) | 5 | 1 | 2005 | 0 | 82 | 3 | 0 | 0 |
| 14. Total Inception-to-Date (Non-Institutional Only) | 63 | 70 | 2005 | 0 | | | | 3 |
| 15. Current (Grand Total) | 1,090 | 1,285 | 2006 | 45 | 72 | 593 | 21 | 0 |
| 16. Total Inception-to-Date (Grand Total) | 17,407 | 7,284 | 2006 | 41 | | | | 958 |
| Primarily 2011 and Later Issue Years | | | | | | | | |
| 17. Current (Comprehensive) | 0 | 0 | 0 | 0 | 0 | 0 | 0 | 0 |
| 18. Total Inception-to-Date (Comprehensive) | 0 | 0 | 0 | 0 | | | | 0 |
| 19. Current (Institutional Only) | 0 | 0 | 0 | 0 | 0 | 0 | 0 | 0 |
| 20. Total Inception-to-Date (Institutional Only) | 0 | 0 | 0 | 0 | | | | 0 |
| 21. Current (Non-Institutional Only) | 0 | 0 | 0 | 0 | 0 | 0 | 0 | 0 |
| 22. Total Inception-to-Date (Non-Institutional Only) | 0 | 0 | 0 | 0 | | | | 0 |
| 23. Current (Grand Total) | 0 | 0 | 0 | 0 | 0 | 0 | 0 | 0 |
| 24. Total Inception-to-Date (Grand Total) | 0 | 0 | 0 | 0 | | | | 0 |

CAUTION: The information contained on this page is unaudited and not a complete analysis nor is it an expression of opinion on any insurer. This page may contain inadvertent errors.

2021 LONG-TERM CARE INSURANCE EXPERIENCE REPORTING FORM 2
By COMPANY NAME

| Row Description | Premiums Earned | Incurred Claims | Cal Year of Peak Issues | PCT Male Lives Insured | Average Attained Age | NBR of Lives In-Force End of Year | NBR of Terminations | NBR of New Lives Insured |
|--|-----------------|----------------------------|-------------------------|------------------------|----------------------|-----------------------------------|---------------------|--------------------------|
| Company Name: BCBS Of NE | | Company Code: 77780 | | | | | | |
| Primarily 2002 and Prior Issue Years | | | | | | | | |
| 1. Current (Comprehensive) | 1,894 | 3,834 | 2001 | 39 | 80 | 903 | 44 | 0 |
| 2. Total Inception-to-Date (Comprehensive) | 40,723 | 47,519 | 2000 | 43 | | | | 1,850 |
| 3. Current (Institutional Only) | 421 | 303 | 2002 | 36 | 82 | 239 | 18 | 0 |
| 4. Total Inception-to-Date (Institutional Only) | 9,761 | 16,103 | 2000 | 42 | | | | 589 |
| 5. Current (Non-Institutional Only) | 0 | 0 | 0 | 0 | 0 | 0 | 0 | 0 |
| 6. Total Inception-to-Date (Non-Institutional Only) | 0 | 0 | 0 | 0 | | | | 0 |
| 7. Current (Grand Total) | 2,315 | 4,137 | 2002 | 39 | 80 | 1,142 | 62 | 0 |
| 8. Total Inception-to-Date (Grand Total) | 50,484 | 63,622 | 2000 | 43 | | | | 2,439 |
| Primarily 2003 to 2010 Issue Years | | | | | | | | |
| 9. Current (Comprehensive) | 514 | 1,161 | 2003 | 40 | 76 | 227 | 6 | 0 |
| 10. Total Inception-to-Date (Comprehensive) | 7,704 | 6,343 | 2003 | 43 | | | | 342 |
| 11. Current (Institutional Only) | 122 | 395 | 2003 | 38 | 78 | 56 | 5 | 0 |
| 12. Total Inception-to-Date (Institutional Only) | 1,666 | 2,665 | 2003 | 41 | | | | 100 |
| 13. Current (Non-Institutional Only) | 0 | 0 | 0 | 0 | 0 | 0 | 0 | 0 |
| 14. Total Inception-to-Date (Non-Institutional Only) | 0 | 0 | 0 | 0 | | | | 0 |
| 15. Current (Grand Total) | 636 | 1,556 | 2003 | 40 | 77 | 283 | 11 | 0 |
| 16. Total Inception-to-Date (Grand Total) | 9,370 | 9,008 | 2003 | 43 | | | | 442 |
| Primarily 2011 and Later Issue Years | | | | | | | | |
| 17. Current (Comprehensive) | 0 | 0 | 0 | 0 | 0 | 0 | 0 | 0 |
| 18. Total Inception-to-Date (Comprehensive) | 0 | 0 | 0 | 0 | | | | 0 |
| 19. Current (Institutional Only) | 0 | 0 | 0 | 0 | 0 | 0 | 0 | 0 |
| 20. Total Inception-to-Date (Institutional Only) | 0 | 0 | 0 | 0 | | | | 0 |
| 21. Current (Non-Institutional Only) | 0 | 0 | 0 | 0 | 0 | 0 | 0 | 0 |
| 22. Total Inception-to-Date (Non-Institutional Only) | 0 | 0 | 0 | 0 | | | | 0 |
| 23. Current (Grand Total) | 0 | 0 | 0 | 0 | 0 | 0 | 0 | 0 |
| 24. Total Inception-to-Date (Grand Total) | 0 | 0 | 0 | 0 | | | | 0 |

CAUTION: The information contained on this page is unaudited and not a complete analysis nor is it an expression of opinion on any insurer. This page may contain inadvertent errors.

2021 LONG-TERM CARE INSURANCE EXPERIENCE REPORTING FORM 2
By COMPANY NAME

| Row Description | Premiums Earned | Incurred Claims | Cal Year of Peak Issues | PCT Male Lives Insured | Average Attained Age | NBR of Lives In-Force End of Year | NBR of Terminations | NBR of New Lives Insured |
|--|-----------------|----------------------------|-------------------------|------------------------|----------------------|-----------------------------------|---------------------|--------------------------|
| Company Name: BCBS Of SC Inc | | Company Code: 38520 | | | | | | |
| Primarily 2002 and Prior Issue Years | | | | | | | | |
| 1. Current (Comprehensive) | 110 | 982 | 1999 | 26 | 85 | 100 | 11 | 0 |
| 2. Total Inception-to-Date (Comprehensive) | 5,186 | 7,105 | 1999 | 36 | | | | 266 |
| 3. Current (Institutional Only) | 0 | 0 | 0 | 0 | 0 | 0 | 0 | 0 |
| 4. Total Inception-to-Date (Institutional Only) | 0 | 0 | 0 | 0 | | | | 0 |
| 5. Current (Non-Institutional Only) | 0 | 0 | 0 | 0 | 0 | 0 | 0 | 0 |
| 6. Total Inception-to-Date (Non-Institutional Only) | 0 | 0 | 0 | 0 | | | | 0 |
| 7. Current (Grand Total) | 110 | 982 | 1999 | 26 | 85 | 100 | 11 | 0 |
| 8. Total Inception-to-Date (Grand Total) | 5,186 | 7,105 | 1999 | 36 | | | | 266 |
| Primarily 2003 to 2010 Issue Years | | | | | | | | |
| 9. Current (Comprehensive) | 323 | 76 | 2006 | 32 | 64 | 333 | 4 | 0 |
| 10. Total Inception-to-Date (Comprehensive) | 5,675 | 585 | 2006 | 33 | | | | 576 |
| 11. Current (Institutional Only) | 0 | 0 | 0 | 0 | 0 | 0 | 0 | 0 |
| 12. Total Inception-to-Date (Institutional Only) | 0 | 0 | 0 | 0 | | | | 0 |
| 13. Current (Non-Institutional Only) | 0 | 0 | 2006 | 33 | 90 | 3 | 0 | 0 |
| 14. Total Inception-to-Date (Non-Institutional Only) | 60 | 0 | 2006 | 25 | | | | 4 |
| 15. Current (Grand Total) | 323 | 76 | 2006 | 32 | 64 | 336 | 4 | 0 |
| 16. Total Inception-to-Date (Grand Total) | 5,735 | 585 | 2006 | 33 | | | | 580 |
| Primarily 2011 and Later Issue Years | | | | | | | | |
| 17. Current (Comprehensive) | 0 | 0 | 0 | 0 | 0 | 0 | 0 | 0 |
| 18. Total Inception-to-Date (Comprehensive) | 0 | 0 | 0 | 0 | | | | 0 |
| 19. Current (Institutional Only) | 0 | 0 | 0 | 0 | 0 | 0 | 0 | 0 |
| 20. Total Inception-to-Date (Institutional Only) | 0 | 0 | 0 | 0 | | | | 0 |
| 21. Current (Non-Institutional Only) | 0 | 0 | 0 | 0 | 0 | 0 | 0 | 0 |
| 22. Total Inception-to-Date (Non-Institutional Only) | 0 | 0 | 0 | 0 | | | | 0 |
| 23. Current (Grand Total) | 0 | 0 | 0 | 0 | 0 | 0 | 0 | 0 |
| 24. Total Inception-to-Date (Grand Total) | 0 | 0 | 0 | 0 | | | | 0 |

CAUTION: The information contained on this page is unaudited and not a complete analysis nor is it an expression of opinion on any insurer. This page may contain inadvertent errors.

2021 LONG-TERM CARE INSURANCE EXPERIENCE REPORTING FORM 2
By COMPANY NAME

| Row Description | Premiums Earned | Incurred Claims | Cal Year of Peak Issues | PCT Male Lives Insured | Average Attained Age | NBR of Lives In-Force End of Year | NBR of Terminations | NBR of New Lives Insured |
|--|-----------------|----------------------------|-------------------------|------------------------|----------------------|-----------------------------------|---------------------|--------------------------|
| Company Name: BCBS of WI | | Company Code: 54003 | | | | | | |
| Primarily 2002 and Prior Issue Years | | | | | | | | |
| 1. Current (Comprehensive) | 14 | 24 | 1999 | 17 | 85 | 12 | 0 | 0 |
| 2. Total Inception-to-Date (Comprehensive) | 1,099 | 1,083 | 2000 | 42 | | | | 53 |
| 3. Current (Institutional Only) | 2 | 0 | 2000 | 50 | 88 | 2 | 0 | 0 |
| 4. Total Inception-to-Date (Institutional Only) | 69 | 2 | 2000 | 33 | | | | 3 |
| 5. Current (Non-Institutional Only) | 0 | 0 | 0 | 0 | 0 | 0 | 0 | 0 |
| 6. Total Inception-to-Date (Non-Institutional Only) | 2 | 0 | 2001 | 100 | | | | 1 |
| 7. Current (Grand Total) | 17 | 24 | 2000 | 21 | 86 | 14 | 0 | 0 |
| 8. Total Inception-to-Date (Grand Total) | 1,170 | 1,085 | 2000 | 42 | | | | 57 |
| Primarily 2003 to 2010 Issue Years | | | | | | | | |
| 9. Current (Comprehensive) | 0 | 0 | 0 | 0 | 0 | 0 | 0 | 0 |
| 10. Total Inception-to-Date (Comprehensive) | 0 | 0 | 0 | 0 | | | | 0 |
| 11. Current (Institutional Only) | 0 | 0 | 0 | 0 | 0 | 0 | 0 | 0 |
| 12. Total Inception-to-Date (Institutional Only) | 0 | 0 | 0 | 0 | | | | 0 |
| 13. Current (Non-Institutional Only) | 0 | 0 | 0 | 0 | 0 | 0 | 0 | 0 |
| 14. Total Inception-to-Date (Non-Institutional Only) | 0 | 0 | 0 | 0 | | | | 0 |
| 15. Current (Grand Total) | 0 | 0 | 0 | 0 | 0 | 0 | 0 | 0 |
| 16. Total Inception-to-Date (Grand Total) | 0 | 0 | 0 | 0 | | | | 0 |
| Primarily 2011 and Later Issue Years | | | | | | | | |
| 17. Current (Comprehensive) | 0 | 0 | 0 | 0 | 0 | 0 | 0 | 0 |
| 18. Total Inception-to-Date (Comprehensive) | 0 | 0 | 0 | 0 | | | | 0 |
| 19. Current (Institutional Only) | 0 | 0 | 0 | 0 | 0 | 0 | 0 | 0 |
| 20. Total Inception-to-Date (Institutional Only) | 0 | 0 | 0 | 0 | | | | 0 |
| 21. Current (Non-Institutional Only) | 0 | 0 | 0 | 0 | 0 | 0 | 0 | 0 |
| 22. Total Inception-to-Date (Non-Institutional Only) | 0 | 0 | 0 | 0 | | | | 0 |
| 23. Current (Grand Total) | 0 | 0 | 0 | 0 | 0 | 0 | 0 | 0 |
| 24. Total Inception-to-Date (Grand Total) | 0 | 0 | 0 | 0 | | | | 0 |

CAUTION: The information contained on this page is unaudited and not a complete analysis nor is it an expression of opinion on any insurer. This page may contain inadvertent errors.

2021 LONG-TERM CARE INSURANCE EXPERIENCE REPORTING FORM 2
By COMPANY NAME

| Row Description | Premiums Earned | Incurred Claims | Cal Year of Peak Issues | PCT Male Lives Insured | Average Attained Age | NBR of Lives In-Force End of Year | NBR of Terminations | NBR of New Lives Insured |
|--|-----------------|----------------------------|-------------------------|------------------------|----------------------|-----------------------------------|---------------------|--------------------------|
| Company Name: BCBSM Inc | | Company Code: 55026 | | | | | | |
| Primarily 2002 and Prior Issue Years | | | | | | | | |
| 1. Current (Comprehensive) | 4,615 | 4,239 | 2000 | 39 | 78 | 2,162 | 118 | 0 |
| 2. Total Inception-to-Date (Comprehensive) | 64,992 | 63,359 | 0 | 0 | | | | 1,555 |
| 3. Current (Institutional Only) | 0 | 0 | 0 | 0 | 0 | 0 | 0 | 0 |
| 4. Total Inception-to-Date (Institutional Only) | 0 | 0 | 0 | 0 | | | | 0 |
| 5. Current (Non-Institutional Only) | 0 | 0 | 0 | 0 | 0 | 0 | 0 | 0 |
| 6. Total Inception-to-Date (Non-Institutional Only) | 0 | 0 | 0 | 0 | | | | 0 |
| 7. Current (Grand Total) | 4,615 | 4,239 | 0 | 0 | 0 | 2,162 | 118 | 0 |
| 8. Total Inception-to-Date (Grand Total) | 64,992 | 63,359 | 0 | 0 | | | | 1,555 |
| Primarily 2003 to 2010 Issue Years | | | | | | | | |
| 9. Current (Comprehensive) | 1,042 | 534 | 2004 | 40 | 76 | 496 | 18 | 0 |
| 10. Total Inception-to-Date (Comprehensive) | 0 | 34,948 | 0 | 0 | | | | 393 |
| 11. Current (Institutional Only) | 13 | 15 | 2005 | 46 | 84 | 13 | 1 | 0 |
| 12. Total Inception-to-Date (Institutional Only) | 25,382 | 31,027 | 0 | 0 | | | | 17 |
| 13. Current (Non-Institutional Only) | 0 | 0 | 0 | 0 | 0 | 0 | 0 | 0 |
| 14. Total Inception-to-Date (Non-Institutional Only) | 0 | 0 | 0 | 0 | | | | 0 |
| 15. Current (Grand Total) | 1,055 | 549 | 0 | 0 | 0 | 509 | 19 | 0 |
| 16. Total Inception-to-Date (Grand Total) | 25,382 | 65,975 | 0 | 0 | | | | 410 |
| Primarily 2011 and Later Issue Years | | | | | | | | |
| 17. Current (Comprehensive) | 0 | 0 | 0 | 0 | 0 | 0 | 0 | 0 |
| 18. Total Inception-to-Date (Comprehensive) | 0 | 0 | 0 | 0 | | | | 0 |
| 19. Current (Institutional Only) | 0 | 0 | 0 | 0 | 0 | 0 | 0 | 0 |
| 20. Total Inception-to-Date (Institutional Only) | 0 | 0 | 0 | 0 | | | | 0 |
| 21. Current (Non-Institutional Only) | 0 | 0 | 0 | 0 | 0 | 0 | 0 | 0 |
| 22. Total Inception-to-Date (Non-Institutional Only) | 0 | 0 | 0 | 0 | | | | 0 |
| 23. Current (Grand Total) | 0 | 0 | 0 | 0 | 0 | 0 | 0 | 0 |
| 24. Total Inception-to-Date (Grand Total) | 0 | 0 | 0 | 0 | | | | 0 |

CAUTION: The information contained on this page is unaudited and not a complete analysis nor is it an expression of opinion on any insurer. This page may contain inadvertent errors.

2021 LONG-TERM CARE INSURANCE EXPERIENCE REPORTING FORM 2
By COMPANY NAME

| Row Description | Premiums Earned | Incurred Claims | Cal Year of Peak Issues | PCT Male Lives Insured | Average Attained Age | NBR of Lives In-Force End of Year | NBR of Terminations | NBR of New Lives Insured |
|--|-----------------|----------------------------|-------------------------|------------------------|----------------------|-----------------------------------|---------------------|--------------------------|
| Company Name: BCS Ins Co | | Company Code: 38245 | | | | | | |
| Primarily 2002 and Prior Issue Years | | | | | | | | |
| 1. Current (Comprehensive) | 0 | 0 | 0 | 0 | 0 | 0 | 0 | 0 |
| 2. Total Inception-to-Date (Comprehensive) | 0 | 0 | 0 | 0 | | | | 0 |
| 3. Current (Institutional Only) | 0 | 0 | 0 | 0 | 0 | 0 | 0 | 0 |
| 4. Total Inception-to-Date (Institutional Only) | 0 | 0 | 0 | 0 | | | | 0 |
| 5. Current (Non-Institutional Only) | 0 | 0 | 0 | 0 | 0 | 0 | 0 | 0 |
| 6. Total Inception-to-Date (Non-Institutional Only) | 0 | 0 | 0 | 0 | | | | 0 |
| 7. Current (Grand Total) | 0 | 0 | 0 | 0 | 0 | 0 | 0 | 0 |
| 8. Total Inception-to-Date (Grand Total) | 0 | 0 | 0 | 0 | | | | 0 |
| Primarily 2003 to 2010 Issue Years | | | | | | | | |
| 9. Current (Comprehensive) | 0 | 0 | 0 | 0 | 0 | 0 | 0 | 0 |
| 10. Total Inception-to-Date (Comprehensive) | 0 | 0 | 0 | 0 | | | | 0 |
| 11. Current (Institutional Only) | 0 | 0 | 0 | 0 | 0 | 0 | 0 | 0 |
| 12. Total Inception-to-Date (Institutional Only) | 0 | 0 | 0 | 0 | | | | 0 |
| 13. Current (Non-Institutional Only) | 0 | 0 | 0 | 0 | 0 | 0 | 0 | 0 |
| 14. Total Inception-to-Date (Non-Institutional Only) | 0 | 0 | 0 | 0 | | | | 0 |
| 15. Current (Grand Total) | 0 | 0 | 0 | 0 | 0 | 0 | 0 | 0 |
| 16. Total Inception-to-Date (Grand Total) | 0 | 0 | 0 | 0 | | | | 0 |
| Primarily 2011 and Later Issue Years | | | | | | | | |
| 17. Current (Comprehensive) | 0 | 0 | 0 | 0 | 0 | 0 | 0 | 0 |
| 18. Total Inception-to-Date (Comprehensive) | 0 | 0 | 0 | 0 | | | | 0 |
| 19. Current (Institutional Only) | 0 | 0 | 0 | 0 | 0 | 0 | 0 | 0 |
| 20. Total Inception-to-Date (Institutional Only) | 0 | 0 | 0 | 0 | | | | 0 |
| 21. Current (Non-Institutional Only) | 0 | 0 | 0 | 0 | 0 | 0 | 0 | 0 |
| 22. Total Inception-to-Date (Non-Institutional Only) | 0 | 0 | 0 | 0 | | | | 0 |
| 23. Current (Grand Total) | 0 | 0 | 0 | 0 | 0 | 0 | 0 | 0 |
| 24. Total Inception-to-Date (Grand Total) | 0 | 0 | 0 | 0 | | | | 0 |

CAUTION: The information contained on this page is unaudited and not a complete analysis nor is it an expression of opinion on any insurer. This page may contain inadvertent errors.

2021 LONG-TERM CARE INSURANCE EXPERIENCE REPORTING FORM 2
By COMPANY NAME

| Row Description | Premiums Earned | Incurred Claims | Cal Year of Peak Issues | PCT Male Lives Insured | Average Attained Age | NBR of Lives In-Force End of Year | NBR of Terminations | NBR of New Lives Insured |
|--|-----------------|----------------------------|-------------------------|------------------------|----------------------|-----------------------------------|---------------------|--------------------------|
| Company Name: Berkshire Life Ins Co of Amer | | Company Code: 71714 | | | | | | |
| Primarily 2002 and Prior Issue Years | | | | | | | | |
| 1. Current (Comprehensive) | 0 | 0 | 0 | 0 | 0 | 0 | 0 | 0 |
| 2. Total Inception-to-Date (Comprehensive) | 0 | 0 | 0 | 0 | | | | 0 |
| 3. Current (Institutional Only) | 0 | 0 | 0 | 0 | 0 | 0 | 0 | 0 |
| 4. Total Inception-to-Date (Institutional Only) | 0 | 0 | 0 | 0 | | | | 0 |
| 5. Current (Non-Institutional Only) | 0 | 0 | 0 | 0 | 0 | 0 | 0 | 0 |
| 6. Total Inception-to-Date (Non-Institutional Only) | 0 | 0 | 0 | 0 | | | | 0 |
| 7. Current (Grand Total) | 0 | 0 | 0 | 0 | 0 | 0 | 0 | 0 |
| 8. Total Inception-to-Date (Grand Total) | 0 | 0 | 0 | 0 | | | | 0 |
| Primarily 2003 to 2010 Issue Years | | | | | | | | |
| 9. Current (Comprehensive) | 30,238 | 10,530 | 2009 | 47 | 67 | 15,782 | 98 | 0 |
| 10. Total Inception-to-Date (Comprehensive) | 749,071 | 58,766 | 2009 | 47 | | | | 18,740 |
| 11. Current (Institutional Only) | 0 | 0 | 0 | 0 | 0 | 0 | 0 | 0 |
| 12. Total Inception-to-Date (Institutional Only) | 0 | 0 | 0 | 0 | | | | 0 |
| 13. Current (Non-Institutional Only) | 0 | 0 | 0 | 0 | 0 | 0 | 0 | 0 |
| 14. Total Inception-to-Date (Non-Institutional Only) | 0 | 0 | 0 | 0 | | | | 0 |
| 15. Current (Grand Total) | 30,238 | 10,530 | 2009 | 47 | 67 | 15,782 | 98 | 0 |
| 16. Total Inception-to-Date (Grand Total) | 749,071 | 58,766 | 2009 | 47 | | | | 18,740 |
| Primarily 2011 and Later Issue Years | | | | | | | | |
| 17. Current (Comprehensive) | 0 | 0 | 0 | 0 | 0 | 0 | 0 | 0 |
| 18. Total Inception-to-Date (Comprehensive) | 0 | 0 | 0 | 0 | | | | 0 |
| 19. Current (Institutional Only) | 0 | 0 | 0 | 0 | 0 | 0 | 0 | 0 |
| 20. Total Inception-to-Date (Institutional Only) | 0 | 0 | 0 | 0 | | | | 0 |
| 21. Current (Non-Institutional Only) | 0 | 0 | 0 | 0 | 0 | 0 | 0 | 0 |
| 22. Total Inception-to-Date (Non-Institutional Only) | 0 | 0 | 0 | 0 | | | | 0 |
| 23. Current (Grand Total) | 0 | 0 | 0 | 0 | 0 | 0 | 0 | 0 |
| 24. Total Inception-to-Date (Grand Total) | 0 | 0 | 0 | 0 | | | | 0 |

CAUTION: The information contained on this page is unaudited and not a complete analysis nor is it an expression of opinion on any insurer. This page may contain inadvertent errors.

2021 LONG-TERM CARE INSURANCE EXPERIENCE REPORTING FORM 2
By COMPANY NAME

| Row Description | Premiums Earned | Incurred Claims | Cal Year of Peak Issues | PCT Male Lives Insured | Average Attained Age | NBR of Lives In-Force End of Year | NBR of Terminations | NBR of New Lives Insured |
|---|-----------------|----------------------------|-------------------------|------------------------|----------------------|-----------------------------------|---------------------|--------------------------|
| Company Name: Blue Shield of CA Life & Hlth Ins Co | | Company Code: 61557 | | | | | | |
| Primarily 2002 and Prior Issue Years | | | | | | | | |
| 1. Current (Comprehensive) | 0 | 0 | 0 | 0 | 0 | 0 | 0 | 0 |
| 2. Total Inception-to-Date (Comprehensive) | 0 | 0 | 0 | 0 | | | | 0 |
| 3. Current (Institutional Only) | 0 | 10 | 1988 | 100 | 98 | 0 | 0 | 0 |
| 4. Total Inception-to-Date (Institutional Only) | 1,137 | 723 | 1999 | 57 | | | | 0 |
| 5. Current (Non-Institutional Only) | 0 | 0 | 0 | 0 | 0 | 0 | 0 | 0 |
| 6. Total Inception-to-Date (Non-Institutional Only) | 0 | 0 | 0 | 0 | | | | 0 |
| 7. Current (Grand Total) | 0 | 10 | 1988 | 100 | 0 | 0 | 0 | 0 |
| 8. Total Inception-to-Date (Grand Total) | 1,137 | 723 | 1999 | 57 | | | | 0 |
| Primarily 2003 to 2010 Issue Years | | | | | | | | |
| 9. Current (Comprehensive) | 0 | 0 | 0 | 0 | 0 | 0 | 0 | 0 |
| 10. Total Inception-to-Date (Comprehensive) | 0 | 0 | 0 | 0 | | | | 0 |
| 11. Current (Institutional Only) | 0 | 0 | 0 | 0 | 0 | 0 | 0 | 0 |
| 12. Total Inception-to-Date (Institutional Only) | 0 | 0 | 0 | 0 | | | | 0 |
| 13. Current (Non-Institutional Only) | 0 | 0 | 0 | 0 | 0 | 0 | 0 | 0 |
| 14. Total Inception-to-Date (Non-Institutional Only) | 0 | 0 | 0 | 0 | | | | 0 |
| 15. Current (Grand Total) | 0 | 0 | 0 | 0 | 0 | 0 | 0 | 0 |
| 16. Total Inception-to-Date (Grand Total) | 0 | 0 | 0 | 0 | | | | 0 |
| Primarily 2011 and Later Issue Years | | | | | | | | |
| 17. Current (Comprehensive) | 0 | 0 | 0 | 0 | 0 | 0 | 0 | 0 |
| 18. Total Inception-to-Date (Comprehensive) | 0 | 0 | 0 | 0 | | | | 0 |
| 19. Current (Institutional Only) | 0 | 0 | 0 | 0 | 0 | 0 | 0 | 0 |
| 20. Total Inception-to-Date (Institutional Only) | 0 | 0 | 0 | 0 | | | | 0 |
| 21. Current (Non-Institutional Only) | 0 | 0 | 0 | 0 | 0 | 0 | 0 | 0 |
| 22. Total Inception-to-Date (Non-Institutional Only) | 0 | 0 | 0 | 0 | | | | 0 |
| 23. Current (Grand Total) | 0 | 0 | 0 | 0 | 0 | 0 | 0 | 0 |
| 24. Total Inception-to-Date (Grand Total) | 0 | 0 | 0 | 0 | | | | 0 |

CAUTION: The information contained on this page is unaudited and not a complete analysis nor is it an expression of opinion on any insurer. This page may contain inadvertent errors.

2021 LONG-TERM CARE INSURANCE EXPERIENCE REPORTING FORM 2
By COMPANY NAME

| Row Description | Premiums Earned | Incurred Claims | Cal Year of Peak Issues | PCT Male Lives Insured | Average Attained Age | NBR of Lives In-Force End of Year | NBR of Terminations | NBR of New Lives Insured |
|--|-----------------|----------------------------|-------------------------|------------------------|----------------------|-----------------------------------|---------------------|--------------------------|
| Company Name: Brighthouse Life Ins Co | | Company Code: 87726 | | | | | | |
| Primarily 2002 and Prior Issue Years | | | | | | | | |
| 1. Current (Comprehensive) | 197,791 | 625,165 | 1996 | 35 | 84 | 55,655 | 4,419 | 0 |
| 2. Total Inception-to-Date (Comprehensive) | 6,513,143 | 7,787,424 | 1996 | 41 | | | | 165,009 |
| 3. Current (Institutional Only) | 3,608 | 12,278 | 1996 | 32 | 88 | 1,407 | 183 | 0 |
| 4. Total Inception-to-Date (Institutional Only) | 196,498 | 252,056 | 1996 | 41 | | | | 11,054 |
| 5. Current (Non-Institutional Only) | 0 | 0 | 0 | 0 | 0 | 0 | 0 | 0 |
| 6. Total Inception-to-Date (Non-Institutional Only) | 0 | 0 | 0 | 0 | | | | 0 |
| 7. Current (Grand Total) | 201,400 | 637,443 | 1996 | 35 | 84 | 57,062 | 4,602 | 0 |
| 8. Total Inception-to-Date (Grand Total) | 6,709,642 | 8,039,480 | 1996 | 41 | | | | 176,063 |
| Primarily 2003 to 2010 Issue Years | | | | | | | | |
| 9. Current (Comprehensive) | 0 | 0 | 0 | 0 | 0 | 0 | 0 | 0 |
| 10. Total Inception-to-Date (Comprehensive) | 0 | 0 | 0 | 0 | | | | 0 |
| 11. Current (Institutional Only) | 0 | 0 | 0 | 0 | 0 | 0 | 0 | 0 |
| 12. Total Inception-to-Date (Institutional Only) | 0 | 0 | 0 | 0 | | | | 0 |
| 13. Current (Non-Institutional Only) | 0 | 0 | 0 | 0 | 0 | 0 | 0 | 0 |
| 14. Total Inception-to-Date (Non-Institutional Only) | 0 | 0 | 0 | 0 | | | | 0 |
| 15. Current (Grand Total) | 0 | 0 | 0 | 0 | 0 | 0 | 0 | 0 |
| 16. Total Inception-to-Date (Grand Total) | 0 | 0 | 0 | 0 | | | | 0 |
| Primarily 2011 and Later Issue Years | | | | | | | | |
| 17. Current (Comprehensive) | 0 | 0 | 0 | 0 | 0 | 0 | 0 | 0 |
| 18. Total Inception-to-Date (Comprehensive) | 0 | 0 | 0 | 0 | | | | 0 |
| 19. Current (Institutional Only) | 0 | 0 | 0 | 0 | 0 | 0 | 0 | 0 |
| 20. Total Inception-to-Date (Institutional Only) | 0 | 0 | 0 | 0 | | | | 0 |
| 21. Current (Non-Institutional Only) | 0 | 0 | 0 | 0 | 0 | 0 | 0 | 0 |
| 22. Total Inception-to-Date (Non-Institutional Only) | 0 | 0 | 0 | 0 | | | | 0 |
| 23. Current (Grand Total) | 0 | 0 | 0 | 0 | 0 | 0 | 0 | 0 |
| 24. Total Inception-to-Date (Grand Total) | 0 | 0 | 0 | 0 | | | | 0 |

CAUTION: The information contained on this page is unaudited and not a complete analysis nor is it an expression of opinion on any insurer. This page may contain inadvertent errors.

2021 LONG-TERM CARE INSURANCE EXPERIENCE REPORTING FORM 2
By COMPANY NAME

| Row Description | Premiums Earned | Incurred Claims | Cal Year of Peak Issues | PCT Male Lives Insured | Average Attained Age | NBR of Lives In-Force End of Year | NBR of Terminations | NBR of New Lives Insured |
|--|-----------------|----------------------------|-------------------------|------------------------|----------------------|-----------------------------------|---------------------|--------------------------|
| Company Name: Canada Life Reins Co | | Company Code: 76694 | | | | | | |
| Primarily 2002 and Prior Issue Years | | | | | | | | |
| 1. Current (Comprehensive) | 0 | 0 | 0 | 0 | 0 | 0 | 0 | 0 |
| 2. Total Inception-to-Date (Comprehensive) | 0 | 0 | 0 | 0 | | | | 0 |
| 3. Current (Institutional Only) | 0 | 0 | 0 | 0 | 0 | 0 | 0 | 0 |
| 4. Total Inception-to-Date (Institutional Only) | 0 | 0 | 0 | 0 | | | | 0 |
| 5. Current (Non-Institutional Only) | 0 | 0 | 0 | 0 | 0 | 0 | 0 | 0 |
| 6. Total Inception-to-Date (Non-Institutional Only) | 0 | 0 | 0 | 0 | | | | 0 |
| 7. Current (Grand Total) | 0 | 0 | 0 | 0 | 0 | 0 | 0 | 0 |
| 8. Total Inception-to-Date (Grand Total) | 0 | 0 | 0 | 0 | | | | 0 |
| Primarily 2003 to 2010 Issue Years | | | | | | | | |
| 9. Current (Comprehensive) | 0 | 0 | 0 | 0 | 0 | 0 | 0 | 0 |
| 10. Total Inception-to-Date (Comprehensive) | 0 | 0 | 0 | 0 | | | | 0 |
| 11. Current (Institutional Only) | 0 | 0 | 0 | 0 | 0 | 0 | 0 | 0 |
| 12. Total Inception-to-Date (Institutional Only) | 0 | 0 | 0 | 0 | | | | 0 |
| 13. Current (Non-Institutional Only) | 0 | 0 | 0 | 0 | 0 | 0 | 0 | 0 |
| 14. Total Inception-to-Date (Non-Institutional Only) | 0 | 0 | 0 | 0 | | | | 0 |
| 15. Current (Grand Total) | 0 | 0 | 0 | 0 | 0 | 0 | 0 | 0 |
| 16. Total Inception-to-Date (Grand Total) | 0 | 0 | 0 | 0 | | | | 0 |
| Primarily 2011 and Later Issue Years | | | | | | | | |
| 17. Current (Comprehensive) | 0 | 0 | 0 | 0 | 0 | 0 | 0 | 0 |
| 18. Total Inception-to-Date (Comprehensive) | 0 | 0 | 0 | 0 | | | | 0 |
| 19. Current (Institutional Only) | 0 | 0 | 0 | 0 | 0 | 0 | 0 | 0 |
| 20. Total Inception-to-Date (Institutional Only) | 0 | 0 | 0 | 0 | | | | 0 |
| 21. Current (Non-Institutional Only) | 0 | 0 | 0 | 0 | 0 | 0 | 0 | 0 |
| 22. Total Inception-to-Date (Non-Institutional Only) | 0 | 0 | 0 | 0 | | | | 0 |
| 23. Current (Grand Total) | 0 | 0 | 0 | 0 | 0 | 0 | 0 | 0 |
| 24. Total Inception-to-Date (Grand Total) | 0 | 0 | 0 | 0 | | | | 0 |

CAUTION: The information contained on this page is unaudited and not a complete analysis nor is it an expression of opinion on any insurer. This page may contain inadvertent errors.

2021 LONG-TERM CARE INSURANCE EXPERIENCE REPORTING FORM 2
By COMPANY NAME

| Row Description | Premiums Earned | Incurred Claims | Cal Year of Peak Issues | PCT Male Lives Insured | Average Attained Age | NBR of Lives In-Force End of Year | NBR of Terminations | NBR of New Lives Insured |
|--|-----------------|----------------------------|-------------------------|------------------------|----------------------|-----------------------------------|---------------------|--------------------------|
| Company Name: Carefirst of MD Inc | | Company Code: 47058 | | | | | | |
| Primarily 2002 and Prior Issue Years | | | | | | | | |
| 1. Current (Comprehensive) | 30 | 840 | 1992 | 25 | 87 | 40 | 4 | 0 |
| 2. Total Inception-to-Date (Comprehensive) | 6,299 | 6,313 | 1992 | 25 | | | | 508 |
| 3. Current (Institutional Only) | 0 | 0 | 0 | 0 | 0 | 0 | 0 | 0 |
| 4. Total Inception-to-Date (Institutional Only) | 0 | 0 | 0 | 0 | | | | 0 |
| 5. Current (Non-Institutional Only) | 0 | 0 | 0 | 0 | 0 | 0 | 0 | 0 |
| 6. Total Inception-to-Date (Non-Institutional Only) | 0 | 0 | 0 | 0 | | | | 0 |
| 7. Current (Grand Total) | 30 | 840 | 1992 | 25 | 87 | 40 | 4 | 0 |
| 8. Total Inception-to-Date (Grand Total) | 6,299 | 6,313 | 1992 | 25 | | | | 508 |
| Primarily 2003 to 2010 Issue Years | | | | | | | | |
| 9. Current (Comprehensive) | 0 | 0 | 0 | 0 | 0 | 0 | 0 | 0 |
| 10. Total Inception-to-Date (Comprehensive) | 0 | 0 | 0 | 0 | | | | 0 |
| 11. Current (Institutional Only) | 0 | 0 | 0 | 0 | 0 | 0 | 0 | 0 |
| 12. Total Inception-to-Date (Institutional Only) | 0 | 0 | 0 | 0 | | | | 0 |
| 13. Current (Non-Institutional Only) | 0 | 0 | 0 | 0 | 0 | 0 | 0 | 0 |
| 14. Total Inception-to-Date (Non-Institutional Only) | 0 | 0 | 0 | 0 | | | | 0 |
| 15. Current (Grand Total) | 0 | 0 | 0 | 0 | 0 | 0 | 0 | 0 |
| 16. Total Inception-to-Date (Grand Total) | 0 | 0 | 0 | 0 | | | | 0 |
| Primarily 2011 and Later Issue Years | | | | | | | | |
| 17. Current (Comprehensive) | 0 | 0 | 0 | 0 | 0 | 0 | 0 | 0 |
| 18. Total Inception-to-Date (Comprehensive) | 0 | 0 | 0 | 0 | | | | 0 |
| 19. Current (Institutional Only) | 0 | 0 | 0 | 0 | 0 | 0 | 0 | 0 |
| 20. Total Inception-to-Date (Institutional Only) | 0 | 0 | 0 | 0 | | | | 0 |
| 21. Current (Non-Institutional Only) | 0 | 0 | 0 | 0 | 0 | 0 | 0 | 0 |
| 22. Total Inception-to-Date (Non-Institutional Only) | 0 | 0 | 0 | 0 | | | | 0 |
| 23. Current (Grand Total) | 0 | 0 | 0 | 0 | 0 | 0 | 0 | 0 |
| 24. Total Inception-to-Date (Grand Total) | 0 | 0 | 0 | 0 | | | | 0 |

CAUTION: The information contained on this page is unaudited and not a complete analysis nor is it an expression of opinion on any insurer. This page may contain inadvertent errors.

2021 LONG-TERM CARE INSURANCE EXPERIENCE REPORTING FORM 2
By COMPANY NAME

| Row Description | Premiums Earned | Incurred Claims | Cal Year of Peak Issues | PCT Male Lives Insured | Average Attained Age | NBR of Lives In-Force End of Year | NBR of Terminations | NBR of New Lives Insured |
|--|-----------------|----------------------------|-------------------------|------------------------|----------------------|-----------------------------------|---------------------|--------------------------|
| Company Name: Catholic Financial Life | | Company Code: 56030 | | | | | | |
| Primarily 2002 and Prior Issue Years | | | | | | | | |
| 1. Current (Comprehensive) | 0 | 0 | 0 | 0 | 0 | 0 | 0 | 0 |
| 2. Total Inception-to-Date (Comprehensive) | 0 | 0 | 0 | 0 | | | | 0 |
| 3. Current (Institutional Only) | 0 | 0 | 0 | 0 | 0 | 0 | 0 | 0 |
| 4. Total Inception-to-Date (Institutional Only) | 0 | 0 | 0 | 0 | | | | 0 |
| 5. Current (Non-Institutional Only) | 0 | 0 | 0 | 0 | 0 | 0 | 0 | 0 |
| 6. Total Inception-to-Date (Non-Institutional Only) | 0 | 0 | 0 | 0 | | | | 0 |
| 7. Current (Grand Total) | 0 | 0 | 0 | 0 | 0 | 0 | 0 | 0 |
| 8. Total Inception-to-Date (Grand Total) | 0 | 0 | 0 | 0 | | | | 0 |
| Primarily 2003 to 2010 Issue Years | | | | | | | | |
| 9. Current (Comprehensive) | 0 | 0 | 0 | 0 | 0 | 0 | 0 | 0 |
| 10. Total Inception-to-Date (Comprehensive) | 0 | 0 | 0 | 0 | | | | 0 |
| 11. Current (Institutional Only) | 0 | 0 | 0 | 0 | 0 | 0 | 0 | 0 |
| 12. Total Inception-to-Date (Institutional Only) | 0 | 0 | 0 | 0 | | | | 0 |
| 13. Current (Non-Institutional Only) | 0 | 0 | 0 | 0 | 0 | 0 | 0 | 0 |
| 14. Total Inception-to-Date (Non-Institutional Only) | 0 | 0 | 0 | 0 | | | | 0 |
| 15. Current (Grand Total) | 0 | 0 | 0 | 0 | 0 | 0 | 0 | 0 |
| 16. Total Inception-to-Date (Grand Total) | 0 | 0 | 0 | 0 | | | | 0 |
| Primarily 2011 and Later Issue Years | | | | | | | | |
| 17. Current (Comprehensive) | 0 | 0 | 0 | 0 | 0 | 0 | 0 | 0 |
| 18. Total Inception-to-Date (Comprehensive) | 0 | 0 | 0 | 0 | | | | 0 |
| 19. Current (Institutional Only) | 0 | 0 | 0 | 0 | 0 | 0 | 0 | 0 |
| 20. Total Inception-to-Date (Institutional Only) | 0 | 0 | 0 | 0 | | | | 0 |
| 21. Current (Non-Institutional Only) | 0 | 0 | 0 | 0 | 0 | 0 | 0 | 0 |
| 22. Total Inception-to-Date (Non-Institutional Only) | 0 | 0 | 0 | 0 | | | | 0 |
| 23. Current (Grand Total) | 0 | 0 | 0 | 0 | 0 | 0 | 0 | 0 |
| 24. Total Inception-to-Date (Grand Total) | 0 | 0 | 0 | 0 | | | | 0 |

CAUTION: The information contained on this page is unaudited and not a complete analysis nor is it an expression of opinion on any insurer. This page may contain inadvertent errors.

2021 LONG-TERM CARE INSURANCE EXPERIENCE REPORTING FORM 2
By COMPANY NAME

| Row Description | Premiums Earned | Incurred Claims | Cal Year of Peak Issues | PCT Male Lives Insured | Average Attained Age | NBR of Lives In-Force End of Year | NBR of Terminations | NBR of New Lives Insured |
|--|-----------------|----------------------------|-------------------------|------------------------|----------------------|-----------------------------------|---------------------|--------------------------|
| Company Name: Catholic Order Of Foresters | | Company Code: 57487 | | | | | | |
| Primarily 2002 and Prior Issue Years | | | | | | | | |
| 1. Current (Comprehensive) | 1,162 | 1,331 | 2022 | 0 | 78 | 620 | 23 | 0 |
| 2. Total Inception-to-Date (Comprehensive) | 19,715 | 9,607 | 2002 | 0 | | | | 854 |
| 3. Current (Institutional Only) | 30 | -50 | 2000 | 0 | 81 | 21 | 1 | 0 |
| 4. Total Inception-to-Date (Institutional Only) | 736 | 833 | 2000 | 0 | | | | 40 |
| 5. Current (Non-Institutional Only) | 0 | 0 | 0 | 0 | 0 | 0 | 0 | 0 |
| 6. Total Inception-to-Date (Non-Institutional Only) | 0 | 0 | 0 | 0 | | | | 0 |
| 7. Current (Grand Total) | 1,192 | 1,281 | 2002 | 1 | 159 | 641 | 24 | 0 |
| 8. Total Inception-to-Date (Grand Total) | 20,451 | 10,440 | 2002 | 1 | | | | 894 |
| Primarily 2003 to 2010 Issue Years | | | | | | | | |
| 9. Current (Comprehensive) | 287 | 97 | 2004 | 0 | 75 | 117 | 5 | 0 |
| 10. Total Inception-to-Date (Comprehensive) | 4,597 | 1,460 | 2004 | 0 | | | | 157 |
| 11. Current (Institutional Only) | 0 | 0 | 0 | 0 | 0 | 0 | 0 | 0 |
| 12. Total Inception-to-Date (Institutional Only) | 0 | 0 | 0 | 0 | | | | 0 |
| 13. Current (Non-Institutional Only) | 0 | 0 | 0 | 0 | 0 | 0 | 0 | 0 |
| 14. Total Inception-to-Date (Non-Institutional Only) | 0 | 0 | 0 | 0 | | | | 0 |
| 15. Current (Grand Total) | 287 | 97 | 2004 | 0 | 75 | 117 | 5 | 0 |
| 16. Total Inception-to-Date (Grand Total) | 4,597 | 1,460 | 2004 | 0 | | | | 157 |
| Primarily 2011 and Later Issue Years | | | | | | | | |
| 17. Current (Comprehensive) | 0 | 0 | 0 | 0 | 0 | 0 | 0 | 0 |
| 18. Total Inception-to-Date (Comprehensive) | 0 | 0 | 0 | 0 | | | | 0 |
| 19. Current (Institutional Only) | 0 | 0 | 0 | 0 | 0 | 0 | 0 | 0 |
| 20. Total Inception-to-Date (Institutional Only) | 0 | 0 | 0 | 0 | | | | 0 |
| 21. Current (Non-Institutional Only) | 0 | 0 | 0 | 0 | 0 | 0 | 0 | 0 |
| 22. Total Inception-to-Date (Non-Institutional Only) | 0 | 0 | 0 | 0 | | | | 0 |
| 23. Current (Grand Total) | 0 | 0 | 0 | 0 | 0 | 0 | 0 | 0 |
| 24. Total Inception-to-Date (Grand Total) | 0 | 0 | 0 | 0 | | | | 0 |

CAUTION: The information contained on this page is unaudited and not a complete analysis nor is it an expression of opinion on any insurer. This page may contain inadvertent errors.

2021 LONG-TERM CARE INSURANCE EXPERIENCE REPORTING FORM 2
By COMPANY NAME

| Row Description | Premiums Earned | Incurred Claims | Cal Year of Peak Issues | PCT Male Lives Insured | Average Attained Age | NBR of Lives In-Force End of Year | NBR of Terminations | NBR of New Lives Insured |
|---|-----------------|----------------------------|-------------------------|------------------------|----------------------|-----------------------------------|---------------------|--------------------------|
| Company Name: Central States H & L Co Of Omaha | | Company Code: 61751 | | | | | | |
| Primarily 2002 and Prior Issue Years | | | | | | | | |
| 1. Current (Comprehensive) | 257 | 498 | 1997 | 0 | 86 | 190 | 25 | 0 |
| 2. Total Inception-to-Date (Comprehensive) | 29,640 | 27,217 | 1988 | 0 | | | | 1,401 |
| 3. Current (Institutional Only) | 515 | 1,948 | 2000 | 0 | 83 | 419 | 50 | 0 |
| 4. Total Inception-to-Date (Institutional Only) | 41,667 | 38,166 | 1998 | 0 | | | | 2,083 |
| 5. Current (Non-Institutional Only) | 0 | 0 | 0 | 0 | 0 | 0 | 0 | 0 |
| 6. Total Inception-to-Date (Non-Institutional Only) | 0 | 0 | 0 | 0 | | | | 0 |
| 7. Current (Grand Total) | 772 | 2,446 | 1998 | 0 | 84 | 609 | 75 | 0 |
| 8. Total Inception-to-Date (Grand Total) | 71,307 | 65,383 | 1988 | 0 | | | | 3,484 |
| Primarily 2003 to 2010 Issue Years | | | | | | | | |
| 9. Current (Comprehensive) | 0 | 0 | 0 | 0 | 0 | 0 | 0 | 0 |
| 10. Total Inception-to-Date (Comprehensive) | 0 | 0 | 0 | 0 | | | | 0 |
| 11. Current (Institutional Only) | 0 | 0 | 0 | 0 | 0 | 0 | 0 | 0 |
| 12. Total Inception-to-Date (Institutional Only) | 0 | 0 | 0 | 0 | | | | 0 |
| 13. Current (Non-Institutional Only) | 0 | 0 | 0 | 0 | 0 | 0 | 0 | 0 |
| 14. Total Inception-to-Date (Non-Institutional Only) | 0 | 0 | 0 | 0 | | | | 0 |
| 15. Current (Grand Total) | 0 | 0 | 0 | 0 | 0 | 0 | 0 | 0 |
| 16. Total Inception-to-Date (Grand Total) | 0 | 0 | 0 | 0 | | | | 0 |
| Primarily 2011 and Later Issue Years | | | | | | | | |
| 17. Current (Comprehensive) | 0 | 0 | 0 | 0 | 0 | 0 | 0 | 0 |
| 18. Total Inception-to-Date (Comprehensive) | 0 | 0 | 0 | 0 | | | | 0 |
| 19. Current (Institutional Only) | 0 | 0 | 0 | 0 | 0 | 0 | 0 | 0 |
| 20. Total Inception-to-Date (Institutional Only) | 0 | 0 | 0 | 0 | | | | 0 |
| 21. Current (Non-Institutional Only) | 0 | 0 | 0 | 0 | 0 | 0 | 0 | 0 |
| 22. Total Inception-to-Date (Non-Institutional Only) | 0 | 0 | 0 | 0 | | | | 0 |
| 23. Current (Grand Total) | 0 | 0 | 0 | 0 | 0 | 0 | 0 | 0 |
| 24. Total Inception-to-Date (Grand Total) | 0 | 0 | 0 | 0 | | | | 0 |

CAUTION: The information contained on this page is unaudited and not a complete analysis nor is it an expression of opinion on any insurer. This page may contain inadvertent errors.

2021 LONG-TERM CARE INSURANCE EXPERIENCE REPORTING FORM 2
By COMPANY NAME

| Row Description | Premiums Earned | Incurred Claims | Cal Year of Peak Issues | PCT Male Lives Insured | Average Attained Age | NBR of Lives In-Force End of Year | NBR of Terminations | NBR of New Lives Insured |
|--|-----------------|----------------------------|-------------------------|------------------------|----------------------|-----------------------------------|---------------------|--------------------------|
| Company Name: Christian Fidelity Life Ins Co | | Company Code: 61859 | | | | | | |
| Primarily 2002 and Prior Issue Years | | | | | | | | |
| 1. Current (Comprehensive) | 343 | 704 | 1995 | 21 | 88 | 0 | 0 | 0 |
| 2. Total Inception-to-Date (Comprehensive) | 21 | 28 | 0 | 32 | | | | 0 |
| 3. Current (Institutional Only) | 0 | 0 | 0 | 0 | 0 | 0 | 0 | 0 |
| 4. Total Inception-to-Date (Institutional Only) | 0 | 0 | 0 | 0 | | | | 0 |
| 5. Current (Non-Institutional Only) | 0 | 0 | 0 | 0 | 0 | 0 | 0 | 0 |
| 6. Total Inception-to-Date (Non-Institutional Only) | 0 | 0 | 0 | 0 | | | | 0 |
| 7. Current (Grand Total) | 343 | 704 | 0 | 0 | 0 | 0 | 0 | 0 |
| 8. Total Inception-to-Date (Grand Total) | 21 | 28 | 0 | 0 | | | | 0 |
| Primarily 2003 to 2010 Issue Years | | | | | | | | |
| 9. Current (Comprehensive) | 0 | 0 | 0 | 0 | 0 | 0 | 0 | 0 |
| 10. Total Inception-to-Date (Comprehensive) | 0 | 0 | 0 | 0 | | | | 0 |
| 11. Current (Institutional Only) | 0 | 0 | 0 | 0 | 0 | 0 | 0 | 0 |
| 12. Total Inception-to-Date (Institutional Only) | 0 | 0 | 0 | 0 | | | | 0 |
| 13. Current (Non-Institutional Only) | 0 | 0 | 0 | 0 | 0 | 0 | 0 | 0 |
| 14. Total Inception-to-Date (Non-Institutional Only) | 0 | 0 | 0 | 0 | | | | 0 |
| 15. Current (Grand Total) | 0 | 0 | 0 | 0 | 0 | 0 | 0 | 0 |
| 16. Total Inception-to-Date (Grand Total) | 0 | 0 | 0 | 0 | | | | 0 |
| Primarily 2011 and Later Issue Years | | | | | | | | |
| 17. Current (Comprehensive) | 0 | 0 | 0 | 0 | 0 | 0 | 0 | 0 |
| 18. Total Inception-to-Date (Comprehensive) | 0 | 0 | 0 | 0 | | | | 0 |
| 19. Current (Institutional Only) | 0 | 0 | 0 | 0 | 0 | 0 | 0 | 0 |
| 20. Total Inception-to-Date (Institutional Only) | 0 | 0 | 0 | 0 | | | | 0 |
| 21. Current (Non-Institutional Only) | 0 | 0 | 0 | 0 | 0 | 0 | 0 | 0 |
| 22. Total Inception-to-Date (Non-Institutional Only) | 0 | 0 | 0 | 0 | | | | 0 |
| 23. Current (Grand Total) | 0 | 0 | 0 | 0 | 0 | 0 | 0 | 0 |
| 24. Total Inception-to-Date (Grand Total) | 0 | 0 | 0 | 0 | | | | 0 |

CAUTION: The information contained on this page is unaudited and not a complete analysis nor is it an expression of opinion on any insurer. This page may contain inadvertent errors.

2021 LONG-TERM CARE INSURANCE EXPERIENCE REPORTING FORM 2
By COMPANY NAME

| Row Description | Premiums Earned | Incurred Claims | Cal Year of Peak Issues | PCT Male Lives Insured | Average Attained Age | NBR of Lives In-Force End of Year | NBR of Terminations | NBR of New Lives Insured |
|--|-----------------|----------------------------|-------------------------|------------------------|----------------------|-----------------------------------|---------------------|--------------------------|
| Company Name: CMFG Life Ins Co | | Company Code: 62626 | | | | | | |
| Primarily 2002 and Prior Issue Years | | | | | | | | |
| 1. Current (Comprehensive) | 0 | 0 | 0 | 0 | 0 | 0 | 0 | 0 |
| 2. Total Inception-to-Date (Comprehensive) | 0 | 0 | 0 | 0 | | | | 0 |
| 3. Current (Institutional Only) | 0 | 0 | 0 | 0 | 0 | 0 | 0 | 0 |
| 4. Total Inception-to-Date (Institutional Only) | 0 | 0 | 0 | 0 | | | | 0 |
| 5. Current (Non-Institutional Only) | 1,769 | 2,372 | 1999 | 40 | 65 | 1,377 | 27 | 0 |
| 6. Total Inception-to-Date (Non-Institutional Only) | 44,234 | 45,104 | 1999 | 35 | | | | 2,461 |
| 7. Current (Grand Total) | 1,769 | 2,372 | 0 | 0 | 0 | 1,377 | 27 | 0 |
| 8. Total Inception-to-Date (Grand Total) | 44,234 | 45,104 | 0 | 0 | | | | 2,461 |
| Primarily 2003 to 2010 Issue Years | | | | | | | | |
| 9. Current (Comprehensive) | 35,707 | 22,012 | 2008 | 41 | 72 | 17,356 | 369 | 0 |
| 10. Total Inception-to-Date (Comprehensive) | 467,777 | 147,544 | 2008 | 50 | | | | 25,727 |
| 11. Current (Institutional Only) | 15,576 | 8,084 | 2006 | 35 | 77 | 7,686 | 189 | 0 |
| 12. Total Inception-to-Date (Institutional Only) | 236,562 | 78,382 | 2006 | 42 | | | | 11,663 |
| 13. Current (Non-Institutional Only) | 0 | 0 | 0 | 0 | 0 | 0 | 0 | 0 |
| 14. Total Inception-to-Date (Non-Institutional Only) | 0 | 0 | 0 | 0 | | | | 0 |
| 15. Current (Grand Total) | 51,283 | 30,096 | 2007 | 40 | 72 | 25,042 | 558 | 0 |
| 16. Total Inception-to-Date (Grand Total) | 704,339 | 225,926 | 2007 | 42 | | | | 37,390 |
| Primarily 2011 and Later Issue Years | | | | | | | | |
| 17. Current (Comprehensive) | 0 | 0 | 0 | 0 | 0 | 0 | 0 | 0 |
| 18. Total Inception-to-Date (Comprehensive) | 0 | 0 | 0 | 0 | | | | 0 |
| 19. Current (Institutional Only) | 0 | 0 | 0 | 0 | 0 | 0 | 0 | 0 |
| 20. Total Inception-to-Date (Institutional Only) | 0 | 0 | 0 | 0 | | | | 0 |
| 21. Current (Non-Institutional Only) | 0 | 0 | 0 | 0 | 0 | 0 | 0 | 0 |
| 22. Total Inception-to-Date (Non-Institutional Only) | 0 | 0 | 0 | 0 | | | | 0 |
| 23. Current (Grand Total) | 0 | 0 | 0 | 0 | 0 | 0 | 0 | 0 |
| 24. Total Inception-to-Date (Grand Total) | 0 | 0 | 0 | 0 | | | | 0 |

CAUTION: The information contained on this page is unaudited and not a complete analysis nor is it an expression of opinion on any insurer. This page may contain inadvertent errors.

2021 LONG-TERM CARE INSURANCE EXPERIENCE REPORTING FORM 2
By COMPANY NAME

| Row Description | Premiums Earned | Incurred Claims | Cal Year of Peak Issues | PCT Male Lives Insured | Average Attained Age | NBR of Lives In-Force End of Year | NBR of Terminations | NBR of New Lives Insured |
|--|-----------------|----------------------------|-------------------------|------------------------|----------------------|-----------------------------------|---------------------|--------------------------|
| Company Name: Colonial Life & Accident Ins Co | | Company Code: 62049 | | | | | | |
| Primarily 2002 and Prior Issue Years | | | | | | | | |
| 1. Current (Comprehensive) | 9 | 0 | 1995 | 28 | 70 | 25 | 1 | 0 |
| 2. Total Inception-to-Date (Comprehensive) | 454 | 181 | 1994 | 43 | | | | 203 |
| 3. Current (Institutional Only) | 0 | 0 | 0 | 0 | 0 | 0 | 0 | 0 |
| 4. Total Inception-to-Date (Institutional Only) | 0 | 0 | 0 | 0 | | | | 0 |
| 5. Current (Non-Institutional Only) | 0 | 0 | 0 | 0 | 0 | 0 | 0 | 0 |
| 6. Total Inception-to-Date (Non-Institutional Only) | 0 | 0 | 0 | 0 | | | | 0 |
| 7. Current (Grand Total) | 9 | 0 | 1995 | 28 | 69 | 25 | 1 | 0 |
| 8. Total Inception-to-Date (Grand Total) | 454 | 181 | 1994 | 43 | | | | 203 |
| Primarily 2003 to 2010 Issue Years | | | | | | | | |
| 9. Current (Comprehensive) | 0 | 0 | 0 | 0 | 0 | 0 | 0 | 0 |
| 10. Total Inception-to-Date (Comprehensive) | 0 | 0 | 0 | 0 | | | | 0 |
| 11. Current (Institutional Only) | 0 | 0 | 0 | 0 | 0 | 0 | 0 | 0 |
| 12. Total Inception-to-Date (Institutional Only) | 0 | 0 | 0 | 0 | | | | 0 |
| 13. Current (Non-Institutional Only) | 0 | 0 | 0 | 0 | 0 | 0 | 0 | 0 |
| 14. Total Inception-to-Date (Non-Institutional Only) | 0 | 0 | 0 | 0 | | | | 0 |
| 15. Current (Grand Total) | 0 | 0 | 0 | 0 | 0 | 0 | 0 | 0 |
| 16. Total Inception-to-Date (Grand Total) | 0 | 0 | 0 | 0 | | | | 0 |
| Primarily 2011 and Later Issue Years | | | | | | | | |
| 17. Current (Comprehensive) | 0 | 0 | 0 | 0 | 0 | 0 | 0 | 0 |
| 18. Total Inception-to-Date (Comprehensive) | 0 | 0 | 0 | 0 | | | | 0 |
| 19. Current (Institutional Only) | 0 | 0 | 0 | 0 | 0 | 0 | 0 | 0 |
| 20. Total Inception-to-Date (Institutional Only) | 0 | 0 | 0 | 0 | | | | 0 |
| 21. Current (Non-Institutional Only) | 0 | 0 | 0 | 0 | 0 | 0 | 0 | 0 |
| 22. Total Inception-to-Date (Non-Institutional Only) | 0 | 0 | 0 | 0 | | | | 0 |
| 23. Current (Grand Total) | 0 | 0 | 0 | 0 | 0 | 0 | 0 | 0 |
| 24. Total Inception-to-Date (Grand Total) | 0 | 0 | 0 | 0 | | | | 0 |

CAUTION: The information contained on this page is unaudited and not a complete analysis nor is it an expression of opinion on any insurer. This page may contain inadvertent errors.

2021 LONG-TERM CARE INSURANCE EXPERIENCE REPORTING FORM 2
By COMPANY NAME

| Row Description | Premiums Earned | Incurred Claims | Cal Year of Peak Issues | PCT Male Lives Insured | Average Attained Age | NBR of Lives In-Force End of Year | NBR of Terminations | NBR of New Lives Insured |
|--|-----------------|----------------------------|-------------------------|------------------------|----------------------|-----------------------------------|---------------------|--------------------------|
| Company Name: Colonial Penn Life Ins Co | | Company Code: 62065 | | | | | | |
| Primarily 2002 and Prior Issue Years | | | | | | | | |
| 1. Current (Comprehensive) | 17 | 29 | 1989 | 14 | 94 | 28 | 4 | 0 |
| 2. Total Inception-to-Date (Comprehensive) | 22,049 | 14,915 | 1989 | 16 | | | | 54 |
| 3. Current (Institutional Only) | 0 | 0 | 0 | 0 | 0 | 0 | 0 | 0 |
| 4. Total Inception-to-Date (Institutional Only) | 0 | 0 | 0 | 0 | | | | 0 |
| 5. Current (Non-Institutional Only) | 0 | 0 | 0 | 0 | 0 | 0 | 0 | 0 |
| 6. Total Inception-to-Date (Non-Institutional Only) | 0 | 0 | 0 | 0 | | | | 0 |
| 7. Current (Grand Total) | 17 | 29 | 1989 | 14 | 94 | 28 | 4 | 0 |
| 8. Total Inception-to-Date (Grand Total) | 22,049 | 14,915 | 1989 | 16 | | | | 54 |
| Primarily 2003 to 2010 Issue Years | | | | | | | | |
| 9. Current (Comprehensive) | 0 | 0 | 0 | 0 | 0 | 0 | 0 | 0 |
| 10. Total Inception-to-Date (Comprehensive) | 0 | 0 | 0 | 0 | | | | 0 |
| 11. Current (Institutional Only) | 0 | 0 | 0 | 0 | 0 | 0 | 0 | 0 |
| 12. Total Inception-to-Date (Institutional Only) | 0 | 0 | 0 | 0 | | | | 0 |
| 13. Current (Non-Institutional Only) | 0 | 0 | 0 | 0 | 0 | 0 | 0 | 0 |
| 14. Total Inception-to-Date (Non-Institutional Only) | 0 | 0 | 0 | 0 | | | | 0 |
| 15. Current (Grand Total) | 0 | 0 | 0 | 0 | 0 | 0 | 0 | 0 |
| 16. Total Inception-to-Date (Grand Total) | 0 | 0 | 0 | 0 | | | | 0 |
| Primarily 2011 and Later Issue Years | | | | | | | | |
| 17. Current (Comprehensive) | 0 | 0 | 0 | 0 | 0 | 0 | 0 | 0 |
| 18. Total Inception-to-Date (Comprehensive) | 0 | 0 | 0 | 0 | | | | 0 |
| 19. Current (Institutional Only) | 0 | 0 | 0 | 0 | 0 | 0 | 0 | 0 |
| 20. Total Inception-to-Date (Institutional Only) | 0 | 0 | 0 | 0 | | | | 0 |
| 21. Current (Non-Institutional Only) | 0 | 0 | 0 | 0 | 0 | 0 | 0 | 0 |
| 22. Total Inception-to-Date (Non-Institutional Only) | 0 | 0 | 0 | 0 | | | | 0 |
| 23. Current (Grand Total) | 0 | 0 | 0 | 0 | 0 | 0 | 0 | 0 |
| 24. Total Inception-to-Date (Grand Total) | 0 | 0 | 0 | 0 | | | | 0 |

CAUTION: The information contained on this page is unaudited and not a complete analysis nor is it an expression of opinion on any insurer. This page may contain inadvertent errors.

2021 LONG-TERM CARE INSURANCE EXPERIENCE REPORTING FORM 2
By COMPANY NAME

| Row Description | Premiums Earned | Incurred Claims | Cal Year of Peak Issues | PCT Male Lives Insured | Average Attained Age | NBR of Lives In-Force End of Year | NBR of Terminations | NBR of New Lives Insured |
|--|-----------------|----------------------------|-------------------------|------------------------|----------------------|-----------------------------------|---------------------|--------------------------|
| Company Name: Combined Ins Co Of Amer | | Company Code: 62146 | | | | | | |
| Primarily 2002 and Prior Issue Years | | | | | | | | |
| 1. Current (Comprehensive) | 443 | 402 | 2002 | 40 | 82 | 354 | 28 | 0 |
| 2. Total Inception-to-Date (Comprehensive) | 19,834 | 12,645 | 2002 | 43 | | | | 1,163 |
| 3. Current (Institutional Only) | 12 | 27 | 1991 | 38 | 89 | 8 | 2 | 0 |
| 4. Total Inception-to-Date (Institutional Only) | 1,784 | 696 | 1990 | 34 | | | | 99 |
| 5. Current (Non-Institutional Only) | 0 | 0 | 0 | 0 | 0 | 0 | 0 | 0 |
| 6. Total Inception-to-Date (Non-Institutional Only) | 0 | 0 | 0 | 0 | | | | 0 |
| 7. Current (Grand Total) | 455 | 429 | 2002 | 40 | 82 | 362 | 30 | 0 |
| 8. Total Inception-to-Date (Grand Total) | 21,618 | 13,341 | 2002 | 42 | | | | 1,262 |
| Primarily 2003 to 2010 Issue Years | | | | | | | | |
| 9. Current (Comprehensive) | 511 | 579 | 2006 | 40 | 77 | 404 | 16 | 0 |
| 10. Total Inception-to-Date (Comprehensive) | 13,327 | 3,378 | 2006 | 43 | | | | 1,168 |
| 11. Current (Institutional Only) | 2 | 0 | 2003 | 0 | 76 | 1 | 0 | 0 |
| 12. Total Inception-to-Date (Institutional Only) | 19 | 0 | 2003 | 0 | | | | 1 |
| 13. Current (Non-Institutional Only) | 5 | 0 | 2004 | 60 | 83 | 5 | 0 | 0 |
| 14. Total Inception-to-Date (Non-Institutional Only) | 115 | 45 | 2004 | 60 | | | | 15 |
| 15. Current (Grand Total) | 518 | 579 | 2006 | 40 | 77 | 410 | 16 | 0 |
| 16. Total Inception-to-Date (Grand Total) | 13,461 | 3,423 | 2006 | 43 | | | | 1,184 |
| Primarily 2011 and Later Issue Years | | | | | | | | |
| 17. Current (Comprehensive) | 0 | 0 | 0 | 0 | 0 | 0 | 0 | 0 |
| 18. Total Inception-to-Date (Comprehensive) | 0 | 0 | 0 | 0 | | | | 0 |
| 19. Current (Institutional Only) | 0 | 0 | 0 | 0 | 0 | 0 | 0 | 0 |
| 20. Total Inception-to-Date (Institutional Only) | 0 | 0 | 0 | 0 | | | | 0 |
| 21. Current (Non-Institutional Only) | 0 | 0 | 0 | 0 | 0 | 0 | 0 | 0 |
| 22. Total Inception-to-Date (Non-Institutional Only) | 0 | 0 | 0 | 0 | | | | 0 |
| 23. Current (Grand Total) | 0 | 0 | 0 | 0 | 0 | 0 | 0 | 0 |
| 24. Total Inception-to-Date (Grand Total) | 0 | 0 | 0 | 0 | | | | 0 |

CAUTION: The information contained on this page is unaudited and not a complete analysis nor is it an expression of opinion on any insurer. This page may contain inadvertent errors.

2021 LONG-TERM CARE INSURANCE EXPERIENCE REPORTING FORM 2
By COMPANY NAME

| Row Description | Premiums Earned | Incurred Claims | Cal Year of Peak Issues | PCT Male Lives Insured | Average Attained Age | NBR of Lives In-Force End of Year | NBR of Terminations | NBR of New Lives Insured |
|--|-----------------|----------------------------|-------------------------|------------------------|----------------------|-----------------------------------|---------------------|--------------------------|
| Company Name: Combined Life Ins Co Of NY | | Company Code: 78697 | | | | | | |
| Primarily 2002 and Prior Issue Years | | | | | | | | |
| 1. Current (Comprehensive) | 96 | 524 | 1999 | 34 | 80 | 70 | 4 | 0 |
| 2. Total Inception-to-Date (Comprehensive) | 3,432 | 3,822 | 1999 | 40 | | | | 126 |
| 3. Current (Institutional Only) | 0 | 0 | 0 | 0 | 0 | 0 | 0 | 0 |
| 4. Total Inception-to-Date (Institutional Only) | 0 | 0 | 0 | 0 | | | | 0 |
| 5. Current (Non-Institutional Only) | 0 | 0 | 0 | 0 | 0 | 0 | 0 | 0 |
| 6. Total Inception-to-Date (Non-Institutional Only) | 0 | 0 | 0 | 0 | | | | 0 |
| 7. Current (Grand Total) | 96 | 524 | 1999 | 34 | 80 | 70 | 4 | 0 |
| 8. Total Inception-to-Date (Grand Total) | 3,432 | 3,822 | 1999 | 40 | | | | 126 |
| Primarily 2003 to 2010 Issue Years | | | | | | | | |
| 9. Current (Comprehensive) | 0 | 0 | 0 | 0 | 0 | 0 | 0 | 0 |
| 10. Total Inception-to-Date (Comprehensive) | 0 | 0 | 0 | 0 | | | | 0 |
| 11. Current (Institutional Only) | 0 | 0 | 0 | 0 | 0 | 0 | 0 | 0 |
| 12. Total Inception-to-Date (Institutional Only) | 0 | 0 | 0 | 0 | | | | 0 |
| 13. Current (Non-Institutional Only) | 0 | 0 | 0 | 0 | 0 | 0 | 0 | 0 |
| 14. Total Inception-to-Date (Non-Institutional Only) | 0 | 0 | 0 | 0 | | | | 0 |
| 15. Current (Grand Total) | 0 | 0 | 0 | 0 | 0 | 0 | 0 | 0 |
| 16. Total Inception-to-Date (Grand Total) | 0 | 0 | 0 | 0 | | | | 0 |
| Primarily 2011 and Later Issue Years | | | | | | | | |
| 17. Current (Comprehensive) | 0 | 0 | 0 | 0 | 0 | 0 | 0 | 0 |
| 18. Total Inception-to-Date (Comprehensive) | 0 | 0 | 0 | 0 | | | | 0 |
| 19. Current (Institutional Only) | 0 | 0 | 0 | 0 | 0 | 0 | 0 | 0 |
| 20. Total Inception-to-Date (Institutional Only) | 0 | 0 | 0 | 0 | | | | 0 |
| 21. Current (Non-Institutional Only) | 0 | 0 | 0 | 0 | 0 | 0 | 0 | 0 |
| 22. Total Inception-to-Date (Non-Institutional Only) | 0 | 0 | 0 | 0 | | | | 0 |
| 23. Current (Grand Total) | 0 | 0 | 0 | 0 | 0 | 0 | 0 | 0 |
| 24. Total Inception-to-Date (Grand Total) | 0 | 0 | 0 | 0 | | | | 0 |

CAUTION: The information contained on this page is unaudited and not a complete analysis nor is it an expression of opinion on any insurer. This page may contain inadvertent errors.

2021 LONG-TERM CARE INSURANCE EXPERIENCE REPORTING FORM 2
By COMPANY NAME

| Row Description | Premiums Earned | Incurred Claims | Cal Year of Peak Issues | PCT Male Lives Insured | Average Attained Age | NBR of Lives In-Force End of Year | NBR of Terminations | NBR of New Lives Insured |
|--|-----------------|----------------------------|-------------------------|------------------------|----------------------|-----------------------------------|---------------------|--------------------------|
| Company Name: Community Hlth Plan of WA | | Company Code: 47049 | | | | | | |
| Primarily 2002 and Prior Issue Years | | | | | | | | |
| 1. Current (Comprehensive) | 0 | 0 | 0 | 0 | 0 | 0 | 0 | 0 |
| 2. Total Inception-to-Date (Comprehensive) | 0 | 0 | 0 | 0 | | | | 0 |
| 3. Current (Institutional Only) | 0 | 0 | 0 | 0 | 0 | 0 | 0 | 0 |
| 4. Total Inception-to-Date (Institutional Only) | 0 | 0 | 0 | 0 | | | | 0 |
| 5. Current (Non-Institutional Only) | 0 | 0 | 0 | 0 | 0 | 0 | 0 | 0 |
| 6. Total Inception-to-Date (Non-Institutional Only) | 0 | 0 | 0 | 0 | | | | 0 |
| 7. Current (Grand Total) | 0 | 0 | 0 | 0 | 0 | 0 | 0 | 0 |
| 8. Total Inception-to-Date (Grand Total) | 0 | 0 | 0 | 0 | | | | 0 |
| Primarily 2003 to 2010 Issue Years | | | | | | | | |
| 9. Current (Comprehensive) | 0 | 0 | 0 | 0 | 0 | 0 | 0 | 0 |
| 10. Total Inception-to-Date (Comprehensive) | 0 | 0 | 0 | 0 | | | | 0 |
| 11. Current (Institutional Only) | 0 | 0 | 0 | 0 | 0 | 0 | 0 | 0 |
| 12. Total Inception-to-Date (Institutional Only) | 0 | 0 | 0 | 0 | | | | 0 |
| 13. Current (Non-Institutional Only) | 0 | 0 | 0 | 0 | 0 | 0 | 0 | 0 |
| 14. Total Inception-to-Date (Non-Institutional Only) | 0 | 0 | 0 | 0 | | | | 0 |
| 15. Current (Grand Total) | 0 | 0 | 0 | 0 | 0 | 0 | 0 | 0 |
| 16. Total Inception-to-Date (Grand Total) | 0 | 0 | 0 | 0 | | | | 0 |
| Primarily 2011 and Later Issue Years | | | | | | | | |
| 17. Current (Comprehensive) | 0 | 0 | 0 | 0 | 0 | 0 | 0 | 0 |
| 18. Total Inception-to-Date (Comprehensive) | 0 | 0 | 0 | 0 | | | | 0 |
| 19. Current (Institutional Only) | 0 | 0 | 0 | 0 | 0 | 0 | 0 | 0 |
| 20. Total Inception-to-Date (Institutional Only) | 0 | 0 | 0 | 0 | | | | 0 |
| 21. Current (Non-Institutional Only) | 0 | 0 | 0 | 0 | 0 | 0 | 0 | 0 |
| 22. Total Inception-to-Date (Non-Institutional Only) | 0 | 0 | 0 | 0 | | | | 0 |
| 23. Current (Grand Total) | 0 | 0 | 0 | 0 | 0 | 0 | 0 | 0 |
| 24. Total Inception-to-Date (Grand Total) | 0 | 0 | 0 | 0 | | | | 0 |

CAUTION: The information contained on this page is unaudited and not a complete analysis nor is it an expression of opinion on any insurer. This page may contain inadvertent errors.

2021 LONG-TERM CARE INSURANCE EXPERIENCE REPORTING FORM 2
By COMPANY NAME

| Row Description | Premiums Earned | Incurred Claims | Cal Year of Peak Issues | PCT Male Lives Insured | Average Attained Age | NBR of Lives In-Force End of Year | NBR of Terminations | NBR of New Lives Insured |
|--|-----------------|----------------------------|-------------------------|------------------------|----------------------|-----------------------------------|---------------------|--------------------------|
| Company Name: Connecticut Gen Life Ins Co | | Company Code: 62308 | | | | | | |
| Primarily 2002 and Prior Issue Years | | | | | | | | |
| 1. Current (Comprehensive) | 0 | 0 | 0 | 0 | 0 | 0 | 0 | 0 |
| 2. Total Inception-to-Date (Comprehensive) | 0 | 0 | 0 | 0 | | | | 0 |
| 3. Current (Institutional Only) | 0 | 0 | 0 | 0 | 0 | 0 | 0 | 0 |
| 4. Total Inception-to-Date (Institutional Only) | 0 | 0 | 0 | 0 | | | | 0 |
| 5. Current (Non-Institutional Only) | 0 | 0 | 0 | 0 | 0 | 0 | 0 | 0 |
| 6. Total Inception-to-Date (Non-Institutional Only) | 0 | 0 | 0 | 0 | | | | 0 |
| 7. Current (Grand Total) | 0 | 0 | 0 | 0 | 0 | 0 | 0 | 0 |
| 8. Total Inception-to-Date (Grand Total) | 0 | 0 | 0 | 0 | | | | 0 |
| Primarily 2003 to 2010 Issue Years | | | | | | | | |
| 9. Current (Comprehensive) | 0 | 0 | 0 | 0 | 0 | 0 | 0 | 0 |
| 10. Total Inception-to-Date (Comprehensive) | 0 | 0 | 0 | 0 | | | | 0 |
| 11. Current (Institutional Only) | 0 | 0 | 0 | 0 | 0 | 0 | 0 | 0 |
| 12. Total Inception-to-Date (Institutional Only) | 0 | 0 | 0 | 0 | | | | 0 |
| 13. Current (Non-Institutional Only) | 0 | 0 | 0 | 0 | 0 | 0 | 0 | 0 |
| 14. Total Inception-to-Date (Non-Institutional Only) | 0 | 0 | 0 | 0 | | | | 0 |
| 15. Current (Grand Total) | 0 | 0 | 0 | 0 | 0 | 0 | 0 | 0 |
| 16. Total Inception-to-Date (Grand Total) | 0 | 0 | 0 | 0 | | | | 0 |
| Primarily 2011 and Later Issue Years | | | | | | | | |
| 17. Current (Comprehensive) | 0 | 0 | 0 | 0 | 0 | 0 | 0 | 0 |
| 18. Total Inception-to-Date (Comprehensive) | 0 | 0 | 0 | 0 | | | | 0 |
| 19. Current (Institutional Only) | 0 | 0 | 0 | 0 | 0 | 0 | 0 | 0 |
| 20. Total Inception-to-Date (Institutional Only) | 0 | 0 | 0 | 0 | | | | 0 |
| 21. Current (Non-Institutional Only) | 0 | 0 | 0 | 0 | 0 | 0 | 0 | 0 |
| 22. Total Inception-to-Date (Non-Institutional Only) | 0 | 0 | 0 | 0 | | | | 0 |
| 23. Current (Grand Total) | 0 | 0 | 0 | 0 | 0 | 0 | 0 | 0 |
| 24. Total Inception-to-Date (Grand Total) | 0 | 0 | 0 | 0 | | | | 0 |

CAUTION: The information contained on this page is unaudited and not a complete analysis nor is it an expression of opinion on any insurer. This page may contain inadvertent errors.

2021 LONG-TERM CARE INSURANCE EXPERIENCE REPORTING FORM 2
By COMPANY NAME

| Row Description | Premiums Earned | Incurred Claims | Cal Year of Peak Issues | PCT Male Lives Insured | Average Attained Age | NBR of Lives In-Force End of Year | NBR of Terminations | NBR of New Lives Insured |
|--|-----------------|----------------------------|-------------------------|------------------------|----------------------|-----------------------------------|---------------------|--------------------------|
| Company Name: Continental Cas Co | | Company Code: 20443 | | | | | | |
| Primarily 2002 and Prior Issue Years | | | | | | | | |
| 1. Current (Comprehensive) | 246,549 | 690,757 | 2002 | 37 | 81 | 123,708 | 8,893 | 0 |
| 2. Total Inception-to-Date (Comprehensive) | 9,231,638 | 10,057,154 | 2002 | 41 | | | | 358,421 |
| 3. Current (Institutional Only) | 5,732 | 17,935 | 2002 | 35 | 84 | 3,793 | 378 | 0 |
| 4. Total Inception-to-Date (Institutional Only) | 254,966 | 270,805 | 2002 | 40 | | | | 13,480 |
| 5. Current (Non-Institutional Only) | 43 | 186 | 1992 | 20 | 95 | 38 | 12 | 0 |
| 6. Total Inception-to-Date (Non-Institutional Only) | 70,573 | 59,877 | 1991 | 31 | | | | 6,834 |
| 7. Current (Grand Total) | 252,324 | 708,878 | 2002 | 37 | 81 | 127,539 | 9,283 | 0 |
| 8. Total Inception-to-Date (Grand Total) | 9,557,177 | 10,387,836 | 2002 | 40 | | | | 378,735 |
| Primarily 2003 to 2010 Issue Years | | | | | | | | |
| 9. Current (Comprehensive) | 0 | 0 | 0 | 0 | 0 | 0 | 0 | 0 |
| 10. Total Inception-to-Date (Comprehensive) | 0 | 0 | 0 | 0 | | | | 0 |
| 11. Current (Institutional Only) | 0 | 0 | 0 | 0 | 0 | 0 | 0 | 0 |
| 12. Total Inception-to-Date (Institutional Only) | 0 | 0 | 0 | 0 | | | | 0 |
| 13. Current (Non-Institutional Only) | 0 | 0 | 0 | 0 | 0 | 0 | 0 | 0 |
| 14. Total Inception-to-Date (Non-Institutional Only) | 0 | 0 | 0 | 0 | | | | 0 |
| 15. Current (Grand Total) | 0 | 0 | 0 | 0 | 0 | 0 | 0 | 0 |
| 16. Total Inception-to-Date (Grand Total) | 0 | 0 | 0 | 0 | | | | 0 |
| Primarily 2011 and Later Issue Years | | | | | | | | |
| 17. Current (Comprehensive) | 0 | 0 | 0 | 0 | 0 | 0 | 0 | 0 |
| 18. Total Inception-to-Date (Comprehensive) | 0 | 0 | 0 | 0 | | | | 0 |
| 19. Current (Institutional Only) | 0 | 0 | 0 | 0 | 0 | 0 | 0 | 0 |
| 20. Total Inception-to-Date (Institutional Only) | 0 | 0 | 0 | 0 | | | | 0 |
| 21. Current (Non-Institutional Only) | 0 | 0 | 0 | 0 | 0 | 0 | 0 | 0 |
| 22. Total Inception-to-Date (Non-Institutional Only) | 0 | 0 | 0 | 0 | | | | 0 |
| 23. Current (Grand Total) | 0 | 0 | 0 | 0 | 0 | 0 | 0 | 0 |
| 24. Total Inception-to-Date (Grand Total) | 0 | 0 | 0 | 0 | | | | 0 |

CAUTION: The information contained on this page is unaudited and not a complete analysis nor is it an expression of opinion on any insurer. This page may contain inadvertent errors.

2021 LONG-TERM CARE INSURANCE EXPERIENCE REPORTING FORM 2
By COMPANY NAME

| Row Description | Premiums Earned | Incurred Claims | Cal Year of Peak Issues | PCT Male Lives Insured | Average Attained Age | NBR of Lives In-Force End of Year | NBR of Terminations | NBR of New Lives Insured |
|--|-----------------|----------------------------|-------------------------|------------------------|----------------------|-----------------------------------|---------------------|--------------------------|
| Company Name: Continental Gen Ins Co | | Company Code: 71404 | | | | | | |
| Primarily 2002 and Prior Issue Years | | | | | | | | |
| 1. Current (Comprehensive) | 62,942 | 210,917 | 2002 | 41 | 79 | 29,684 | 1,577 | 0 |
| 2. Total Inception-to-Date (Comprehensive) | 1,367,623 | 2,095,069 | 2002 | 44 | | | | 66,781 |
| 3. Current (Institutional Only) | 2,358 | 3,803 | 2001 | 58 | 83 | 907 | 45 | 0 |
| 4. Total Inception-to-Date (Institutional Only) | 86,112 | 77,869 | 2001 | 50 | | | | 5,012 |
| 5. Current (Non-Institutional Only) | 521 | 2,374 | 2001 | 26 | 84 | 661 | 94 | 0 |
| 6. Total Inception-to-Date (Non-Institutional Only) | 45,884 | 66,312 | 2001 | 31 | | | | 4,477 |
| 7. Current (Grand Total) | 65,821 | 217,094 | 2002 | 41 | 79 | 31,252 | 1,716 | 0 |
| 8. Total Inception-to-Date (Grand Total) | 1,499,619 | 2,239,250 | 2001 | 44 | | | | 76,270 |
| Primarily 2003 to 2010 Issue Years | | | | | | | | |
| 9. Current (Comprehensive) | 46,022 | 27,402 | 2007 | 40 | 72 | 25,242 | 652 | 0 |
| 10. Total Inception-to-Date (Comprehensive) | 666,745 | 167,561 | 2007 | 42 | | | | 37,239 |
| 11. Current (Institutional Only) | 128 | 312 | 2005 | 50 | 78 | 74 | 3 | 0 |
| 12. Total Inception-to-Date (Institutional Only) | 7,012 | 1,987 | 2005 | 47 | | | | 313 |
| 13. Current (Non-Institutional Only) | 7 | 99 | 2004 | 33 | 79 | 6 | 1 | 0 |
| 14. Total Inception-to-Date (Non-Institutional Only) | 106 | 326 | 2004 | 23 | | | | 13 |
| 15. Current (Grand Total) | 46,157 | 27,813 | 2007 | 39 | 72 | 25,322 | 656 | 0 |
| 16. Total Inception-to-Date (Grand Total) | 673,863 | 169,874 | 2007 | 42 | | | | 37,565 |
| Primarily 2011 and Later Issue Years | | | | | | | | |
| 17. Current (Comprehensive) | 14 | 0 | 2012 | 29 | 68 | 14 | 0 | 0 |
| 18. Total Inception-to-Date (Comprehensive) | 157 | 0 | 2012 | 29 | | | | 20 |
| 19. Current (Institutional Only) | 0 | 0 | 0 | 0 | 0 | 0 | 0 | 0 |
| 20. Total Inception-to-Date (Institutional Only) | 0 | 0 | 0 | 0 | | | | 0 |
| 21. Current (Non-Institutional Only) | 0 | 0 | 0 | 0 | 0 | 0 | 0 | 0 |
| 22. Total Inception-to-Date (Non-Institutional Only) | 0 | 0 | 0 | 0 | | | | 0 |
| 23. Current (Grand Total) | 14 | 0 | 0 | 0 | 68 | 14 | 0 | 0 |
| 24. Total Inception-to-Date (Grand Total) | 157 | 0 | 0 | 0 | | | | 20 |

CAUTION: The information contained on this page is unaudited and not a complete analysis nor is it an expression of opinion on any insurer. This page may contain inadvertent errors.

2021 LONG-TERM CARE INSURANCE EXPERIENCE REPORTING FORM 2
By COMPANY NAME

| Row Description | Premiums Earned | Incurred Claims | Cal Year of Peak Issues | PCT Male Lives Insured | Average Attained Age | NBR of Lives In-Force End of Year | NBR of Terminations | NBR of New Lives Insured |
|--|-----------------|----------------------------|-------------------------|------------------------|----------------------|-----------------------------------|---------------------|--------------------------|
| Company Name: Continental Life Ins Co Brentwood | | Company Code: 68500 | | | | | | |
| Primarily 2002 and Prior Issue Years | | | | | | | | |
| 1. Current (Comprehensive) | 350 | 1,656 | 2003 | 30 | 86 | 289 | 35 | 0 |
| 2. Total Inception-to-Date (Comprehensive) | 22,974 | 26,196 | 2003 | 29 | | | | 896 |
| 3. Current (Institutional Only) | 0 | 0 | 0 | 0 | 0 | 0 | 0 | 0 |
| 4. Total Inception-to-Date (Institutional Only) | 0 | 0 | 0 | 0 | | | | 0 |
| 5. Current (Non-Institutional Only) | 0 | 0 | 0 | 0 | 0 | 0 | 0 | 0 |
| 6. Total Inception-to-Date (Non-Institutional Only) | 0 | 0 | 0 | 0 | | | | 0 |
| 7. Current (Grand Total) | 350 | 1,656 | 2003 | 30 | 86 | 289 | 35 | 0 |
| 8. Total Inception-to-Date (Grand Total) | 22,974 | 26,196 | 2003 | 29 | | | | 896 |
| Primarily 2003 to 2010 Issue Years | | | | | | | | |
| 9. Current (Comprehensive) | 54 | 0 | 2004 | 28 | 85 | 42 | 1 | 0 |
| 10. Total Inception-to-Date (Comprehensive) | 2,101 | 929 | 2004 | 35 | | | | 79 |
| 11. Current (Institutional Only) | 0 | 0 | 0 | 0 | 0 | 0 | 0 | 0 |
| 12. Total Inception-to-Date (Institutional Only) | 0 | 0 | 0 | 0 | | | | 0 |
| 13. Current (Non-Institutional Only) | 0 | 0 | 0 | 0 | 0 | 0 | 0 | 0 |
| 14. Total Inception-to-Date (Non-Institutional Only) | 0 | 0 | 0 | 0 | | | | 0 |
| 15. Current (Grand Total) | 54 | 0 | 2004 | 28 | 85 | 42 | 1 | 0 |
| 16. Total Inception-to-Date (Grand Total) | 2,101 | 929 | 2004 | 35 | | | | 79 |
| Primarily 2011 and Later Issue Years | | | | | | | | |
| 17. Current (Comprehensive) | 0 | 0 | 0 | 0 | 0 | 0 | 0 | 0 |
| 18. Total Inception-to-Date (Comprehensive) | 0 | 0 | 0 | 0 | | | | 0 |
| 19. Current (Institutional Only) | 0 | 0 | 0 | 0 | 0 | 0 | 0 | 0 |
| 20. Total Inception-to-Date (Institutional Only) | 0 | 0 | 0 | 0 | | | | 0 |
| 21. Current (Non-Institutional Only) | 0 | 0 | 0 | 0 | 0 | 0 | 0 | 0 |
| 22. Total Inception-to-Date (Non-Institutional Only) | 0 | 0 | 0 | 0 | | | | 0 |
| 23. Current (Grand Total) | 0 | 0 | 0 | 0 | 0 | 0 | 0 | 0 |
| 24. Total Inception-to-Date (Grand Total) | 0 | 0 | 0 | 0 | | | | 0 |

CAUTION: The information contained on this page is unaudited and not a complete analysis nor is it an expression of opinion on any insurer. This page may contain inadvertent errors.

2021 LONG-TERM CARE INSURANCE EXPERIENCE REPORTING FORM 2
By COMPANY NAME

| Row Description | Premiums Earned | Incurred Claims | Cal Year of Peak Issues | PCT Male Lives Insured | Average Attained Age | NBR of Lives In-Force End of Year | NBR of Terminations | NBR of New Lives Insured |
|--|-----------------|----------------------------|-------------------------|------------------------|----------------------|-----------------------------------|---------------------|--------------------------|
| Company Name: Copic Ins Co | | Company Code: 11860 | | | | | | |
| Primarily 2002 and Prior Issue Years | | | | | | | | |
| 1. Current (Comprehensive) | 14 | 265 | 2002 | 24 | 76 | 113 | 2 | 0 |
| 2. Total Inception-to-Date (Comprehensive) | 2,679 | 1,990 | 2001 | 27 | | | | 141 |
| 3. Current (Institutional Only) | 0 | 0 | 0 | 0 | 0 | 0 | 0 | 0 |
| 4. Total Inception-to-Date (Institutional Only) | 0 | 0 | 0 | 0 | | | | 0 |
| 5. Current (Non-Institutional Only) | 0 | 0 | 0 | 0 | 0 | 0 | 0 | 0 |
| 6. Total Inception-to-Date (Non-Institutional Only) | 0 | 0 | 0 | 0 | | | | 0 |
| 7. Current (Grand Total) | 14 | 265 | 2002 | 24 | 76 | 113 | 2 | 0 |
| 8. Total Inception-to-Date (Grand Total) | 2,679 | 1,990 | 2001 | 27 | | | | 141 |
| Primarily 2003 to 2010 Issue Years | | | | | | | | |
| 9. Current (Comprehensive) | 10 | 0 | 2003 | 49 | 73 | 82 | 0 | 0 |
| 10. Total Inception-to-Date (Comprehensive) | 2,191 | 36 | 2003 | 50 | | | | 103 |
| 11. Current (Institutional Only) | 0 | 0 | 0 | 0 | 0 | 0 | 0 | 0 |
| 12. Total Inception-to-Date (Institutional Only) | 0 | 0 | 0 | 0 | | | | 0 |
| 13. Current (Non-Institutional Only) | 0 | 0 | 0 | 0 | 0 | 0 | 0 | 0 |
| 14. Total Inception-to-Date (Non-Institutional Only) | 0 | 0 | 0 | 0 | | | | 0 |
| 15. Current (Grand Total) | 10 | 0 | 2003 | 50 | 73 | 82 | 0 | 0 |
| 16. Total Inception-to-Date (Grand Total) | 2,191 | 36 | 2003 | 50 | | | | 103 |
| Primarily 2011 and Later Issue Years | | | | | | | | |
| 17. Current (Comprehensive) | 0 | 0 | 0 | 0 | 0 | 0 | 0 | 0 |
| 18. Total Inception-to-Date (Comprehensive) | 0 | 0 | 0 | 0 | | | | 0 |
| 19. Current (Institutional Only) | 0 | 0 | 0 | 0 | 0 | 0 | 0 | 0 |
| 20. Total Inception-to-Date (Institutional Only) | 0 | 0 | 0 | 0 | | | | 0 |
| 21. Current (Non-Institutional Only) | 0 | 0 | 0 | 0 | 0 | 0 | 0 | 0 |
| 22. Total Inception-to-Date (Non-Institutional Only) | 0 | 0 | 0 | 0 | | | | 0 |
| 23. Current (Grand Total) | 0 | 0 | 0 | 0 | 0 | 0 | 0 | 0 |
| 24. Total Inception-to-Date (Grand Total) | 0 | 0 | 0 | 0 | | | | 0 |

CAUTION: The information contained on this page is unaudited and not a complete analysis nor is it an expression of opinion on any insurer. This page may contain inadvertent errors.

2021 LONG-TERM CARE INSURANCE EXPERIENCE REPORTING FORM 2
By COMPANY NAME

| Row Description | Premiums Earned | Incurred Claims | Cal Year of Peak Issues | PCT Male Lives Insured | Average Attained Age | NBR of Lives In-Force End of Year | NBR of Terminations | NBR of New Lives Insured |
|--|-----------------|----------------------------|-------------------------|------------------------|----------------------|-----------------------------------|---------------------|--------------------------|
| Company Name: Country Life Ins Co | | Company Code: 62553 | | | | | | |
| Primarily 2002 and Prior Issue Years | | | | | | | | |
| 1. Current (Comprehensive) | 10,763 | 71,919 | 2001 | 39 | 79 | 5,932 | 315 | (2) |
| 2. Total Inception-to-Date (Comprehensive) | 249,032 | 233,966 | 2000 | 42 | | | | 12,358 |
| 3. Current (Institutional Only) | 1,417 | 17,377 | 2001 | 39 | 83 | 1,077 | 92 | 2 |
| 4. Total Inception-to-Date (Institutional Only) | 43,678 | 63,818 | 1996 | 42 | | | | 2,743 |
| 5. Current (Non-Institutional Only) | 0 | 0 | 0 | 0 | 0 | 0 | 0 | 0 |
| 6. Total Inception-to-Date (Non-Institutional Only) | 0 | 0 | 0 | 0 | | | | 0 |
| 7. Current (Grand Total) | 12,181 | 89,297 | 2001 | 39 | 80 | 7,009 | 407 | 0 |
| 8. Total Inception-to-Date (Grand Total) | 292,710 | 297,784 | 2000 | 42 | | | | 15,101 |
| Primarily 2003 to 2010 Issue Years | | | | | | | | |
| 9. Current (Comprehensive) | 0 | 0 | 0 | 0 | 0 | 0 | 0 | 0 |
| 10. Total Inception-to-Date (Comprehensive) | 0 | 0 | 0 | 0 | | | | 0 |
| 11. Current (Institutional Only) | 0 | 0 | 0 | 0 | 0 | 0 | 0 | 0 |
| 12. Total Inception-to-Date (Institutional Only) | 0 | 0 | 0 | 0 | | | | 0 |
| 13. Current (Non-Institutional Only) | 0 | 0 | 0 | 0 | 0 | 0 | 0 | 0 |
| 14. Total Inception-to-Date (Non-Institutional Only) | 0 | 0 | 0 | 0 | | | | 0 |
| 15. Current (Grand Total) | 0 | 0 | 0 | 0 | 0 | 0 | 0 | 0 |
| 16. Total Inception-to-Date (Grand Total) | 0 | 0 | 0 | 0 | | | | 0 |
| Primarily 2011 and Later Issue Years | | | | | | | | |
| 17. Current (Comprehensive) | 31,286 | 19,143 | 2014 | 45 | 65 | 12,938 | 197 | 6 |
| 18. Total Inception-to-Date (Comprehensive) | 270,994 | 31,677 | 2014 | 45 | | | | 15,636 |
| 19. Current (Institutional Only) | 1,640 | 1,648 | 2014 | 41 | 69 | 740 | 16 | 0 |
| 20. Total Inception-to-Date (Institutional Only) | 15,149 | 3,271 | 2014 | 41 | | | | 922 |
| 21. Current (Non-Institutional Only) | 0 | 0 | 0 | 0 | 0 | 0 | 0 | 0 |
| 22. Total Inception-to-Date (Non-Institutional Only) | 0 | 0 | 0 | 0 | | | | 0 |
| 23. Current (Grand Total) | 32,926 | 20,791 | 2014 | 45 | 65 | 13,678 | 213 | 6 |
| 24. Total Inception-to-Date (Grand Total) | 286,143 | 34,948 | 2014 | 45 | | | | 16,558 |

CAUTION: The information contained on this page is unaudited and not a complete analysis nor is it an expression of opinion on any insurer. This page may contain inadvertent errors.

2021 LONG-TERM CARE INSURANCE EXPERIENCE REPORTING FORM 2
By COMPANY NAME

| Row Description | Premiums Earned | Incurred Claims | Cal Year of Peak Issues | PCT Male Lives Insured | Average Attained Age | NBR of Lives In-Force End of Year | NBR of Terminations | NBR of New Lives Insured |
|--|-----------------|----------------------------|-------------------------|------------------------|----------------------|-----------------------------------|---------------------|--------------------------|
| Company Name: Cypress Dental Ins Co of CA | | Company Code: 16693 | | | | | | |
| Primarily 2002 and Prior Issue Years | | | | | | | | |
| 1. Current (Comprehensive) | 0 | 0 | 0 | 0 | 0 | 0 | 0 | 0 |
| 2. Total Inception-to-Date (Comprehensive) | 0 | 0 | 0 | 0 | | | | 0 |
| 3. Current (Institutional Only) | 0 | 0 | 0 | 0 | 0 | 0 | 0 | 0 |
| 4. Total Inception-to-Date (Institutional Only) | 0 | 0 | 0 | 0 | | | | 0 |
| 5. Current (Non-Institutional Only) | 0 | 0 | 0 | 0 | 0 | 0 | 0 | 0 |
| 6. Total Inception-to-Date (Non-Institutional Only) | 0 | 0 | 0 | 0 | | | | 0 |
| 7. Current (Grand Total) | 0 | 0 | 0 | 0 | 0 | 0 | 0 | 0 |
| 8. Total Inception-to-Date (Grand Total) | 0 | 0 | 0 | 0 | | | | 0 |
| Primarily 2003 to 2010 Issue Years | | | | | | | | |
| 9. Current (Comprehensive) | 0 | 0 | 0 | 0 | 0 | 0 | 0 | 0 |
| 10. Total Inception-to-Date (Comprehensive) | 0 | 0 | 0 | 0 | | | | 0 |
| 11. Current (Institutional Only) | 0 | 0 | 0 | 0 | 0 | 0 | 0 | 0 |
| 12. Total Inception-to-Date (Institutional Only) | 0 | 0 | 0 | 0 | | | | 0 |
| 13. Current (Non-Institutional Only) | 0 | 0 | 0 | 0 | 0 | 0 | 0 | 0 |
| 14. Total Inception-to-Date (Non-Institutional Only) | 0 | 0 | 0 | 0 | | | | 0 |
| 15. Current (Grand Total) | 0 | 0 | 0 | 0 | 0 | 0 | 0 | 0 |
| 16. Total Inception-to-Date (Grand Total) | 0 | 0 | 0 | 0 | | | | 0 |
| Primarily 2011 and Later Issue Years | | | | | | | | |
| 17. Current (Comprehensive) | 0 | 0 | 0 | 0 | 0 | 0 | 0 | 0 |
| 18. Total Inception-to-Date (Comprehensive) | 0 | 0 | 0 | 0 | | | | 0 |
| 19. Current (Institutional Only) | 0 | 0 | 0 | 0 | 0 | 0 | 0 | 0 |
| 20. Total Inception-to-Date (Institutional Only) | 0 | 0 | 0 | 0 | | | | 0 |
| 21. Current (Non-Institutional Only) | 0 | 0 | 0 | 0 | 0 | 0 | 0 | 0 |
| 22. Total Inception-to-Date (Non-Institutional Only) | 0 | 0 | 0 | 0 | | | | 0 |
| 23. Current (Grand Total) | 0 | 0 | 0 | 0 | 0 | 0 | 0 | 0 |
| 24. Total Inception-to-Date (Grand Total) | 0 | 0 | 0 | 0 | | | | 0 |

CAUTION: The information contained on this page is unaudited and not a complete analysis nor is it an expression of opinion on any insurer. This page may contain inadvertent errors.

2021 LONG-TERM CARE INSURANCE EXPERIENCE REPORTING FORM 2
By COMPANY NAME

| Row Description | Premiums Earned | Incurred Claims | Cal Year of Peak Issues | PCT Male Lives Insured | Average Attained Age | NBR of Lives In-Force End of Year | NBR of Terminations | NBR of New Lives Insured |
|--|-----------------|----------------------------|-------------------------|------------------------|----------------------|-----------------------------------|---------------------|--------------------------|
| Company Name: Dearborn Life Ins Co | | Company Code: 71129 | | | | | | |
| Primarily 2002 and Prior Issue Years | | | | | | | | |
| 1. Current (Comprehensive) | 36,484 | 107,635 | 1995 | 33 | 86 | 43 | 4 | 0 |
| 2. Total Inception-to-Date (Comprehensive) | 4,697,244 | 6,436,449 | 1991 | 21 | | | | 262 |
| 3. Current (Institutional Only) | 0 | 0 | 0 | 0 | 0 | 0 | 0 | 0 |
| 4. Total Inception-to-Date (Institutional Only) | 5,999 | 0 | 1996 | 50 | | | | 2 |
| 5. Current (Non-Institutional Only) | 0 | 0 | 0 | 0 | 0 | 0 | 0 | 0 |
| 6. Total Inception-to-Date (Non-Institutional Only) | 0 | 0 | 0 | 0 | | | | 0 |
| 7. Current (Grand Total) | 36,484 | 107,635 | 1995 | 33 | 86 | 43 | 4 | 0 |
| 8. Total Inception-to-Date (Grand Total) | 4,703,243 | 6,436,449 | 1991 | 22 | | | | 264 |
| Primarily 2003 to 2010 Issue Years | | | | | | | | |
| 9. Current (Comprehensive) | 0 | 0 | 0 | 0 | 0 | 0 | 0 | 0 |
| 10. Total Inception-to-Date (Comprehensive) | 0 | 0 | 0 | 0 | | | | 0 |
| 11. Current (Institutional Only) | 0 | 0 | 0 | 0 | 0 | 0 | 0 | 0 |
| 12. Total Inception-to-Date (Institutional Only) | 0 | 0 | 0 | 0 | | | | 0 |
| 13. Current (Non-Institutional Only) | 0 | 0 | 0 | 0 | 0 | 0 | 0 | 0 |
| 14. Total Inception-to-Date (Non-Institutional Only) | 0 | 0 | 0 | 0 | | | | 0 |
| 15. Current (Grand Total) | 0 | 0 | 0 | 0 | 0 | 0 | 0 | 0 |
| 16. Total Inception-to-Date (Grand Total) | 0 | 0 | 0 | 0 | | | | 0 |
| Primarily 2011 and Later Issue Years | | | | | | | | |
| 17. Current (Comprehensive) | 0 | 0 | 0 | 0 | 0 | 0 | 0 | 0 |
| 18. Total Inception-to-Date (Comprehensive) | 0 | 0 | 0 | 0 | | | | 0 |
| 19. Current (Institutional Only) | 0 | 0 | 0 | 0 | 0 | 0 | 0 | 0 |
| 20. Total Inception-to-Date (Institutional Only) | 0 | 0 | 0 | 0 | | | | 0 |
| 21. Current (Non-Institutional Only) | 0 | 0 | 0 | 0 | 0 | 0 | 0 | 0 |
| 22. Total Inception-to-Date (Non-Institutional Only) | 0 | 0 | 0 | 0 | | | | 0 |
| 23. Current (Grand Total) | 0 | 0 | 0 | 0 | 0 | 0 | 0 | 0 |
| 24. Total Inception-to-Date (Grand Total) | 0 | 0 | 0 | 0 | | | | 0 |

CAUTION: The information contained on this page is unaudited and not a complete analysis nor is it an expression of opinion on any insurer. This page may contain inadvertent errors.

2021 LONG-TERM CARE INSURANCE EXPERIENCE REPORTING FORM 2
By COMPANY NAME

| Row Description | Premiums Earned | Incurred Claims | Cal Year of Peak Issues | PCT Male Lives Insured | Average Attained Age | NBR of Lives In-Force End of Year | NBR of Terminations | NBR of New Lives Insured |
|--|-----------------|----------------------------|-------------------------|------------------------|----------------------|-----------------------------------|---------------------|--------------------------|
| Company Name: Delta Dental Plan of AR Inc | | Company Code: 47155 | | | | | | |
| Primarily 2002 and Prior Issue Years | | | | | | | | |
| 1. Current (Comprehensive) | 0 | 0 | 0 | 0 | 0 | 0 | 0 | 0 |
| 2. Total Inception-to-Date (Comprehensive) | 0 | 0 | 0 | 0 | | | | 0 |
| 3. Current (Institutional Only) | 0 | 0 | 0 | 0 | 0 | 0 | 0 | 0 |
| 4. Total Inception-to-Date (Institutional Only) | 0 | 0 | 0 | 0 | | | | 0 |
| 5. Current (Non-Institutional Only) | 0 | 0 | 0 | 0 | 0 | 0 | 0 | 0 |
| 6. Total Inception-to-Date (Non-Institutional Only) | 0 | 0 | 0 | 0 | | | | 0 |
| 7. Current (Grand Total) | 0 | 0 | 0 | 0 | 0 | 0 | 0 | 0 |
| 8. Total Inception-to-Date (Grand Total) | 0 | 0 | 0 | 0 | | | | 0 |
| Primarily 2003 to 2010 Issue Years | | | | | | | | |
| 9. Current (Comprehensive) | 0 | 0 | 0 | 0 | 0 | 0 | 0 | 0 |
| 10. Total Inception-to-Date (Comprehensive) | 0 | 0 | 0 | 0 | | | | 0 |
| 11. Current (Institutional Only) | 0 | 0 | 0 | 0 | 0 | 0 | 0 | 0 |
| 12. Total Inception-to-Date (Institutional Only) | 0 | 0 | 0 | 0 | | | | 0 |
| 13. Current (Non-Institutional Only) | 0 | 0 | 0 | 0 | 0 | 0 | 0 | 0 |
| 14. Total Inception-to-Date (Non-Institutional Only) | 0 | 0 | 0 | 0 | | | | 0 |
| 15. Current (Grand Total) | 0 | 0 | 0 | 0 | 0 | 0 | 0 | 0 |
| 16. Total Inception-to-Date (Grand Total) | 0 | 0 | 0 | 0 | | | | 0 |
| Primarily 2011 and Later Issue Years | | | | | | | | |
| 17. Current (Comprehensive) | 0 | 0 | 0 | 0 | 0 | 0 | 0 | 0 |
| 18. Total Inception-to-Date (Comprehensive) | 0 | 0 | 0 | 0 | | | | 0 |
| 19. Current (Institutional Only) | 0 | 0 | 0 | 0 | 0 | 0 | 0 | 0 |
| 20. Total Inception-to-Date (Institutional Only) | 0 | 0 | 0 | 0 | | | | 0 |
| 21. Current (Non-Institutional Only) | 0 | 0 | 0 | 0 | 0 | 0 | 0 | 0 |
| 22. Total Inception-to-Date (Non-Institutional Only) | 0 | 0 | 0 | 0 | | | | 0 |
| 23. Current (Grand Total) | 0 | 0 | 0 | 0 | 0 | 0 | 0 | 0 |
| 24. Total Inception-to-Date (Grand Total) | 0 | 0 | 0 | 0 | | | | 0 |

CAUTION: The information contained on this page is unaudited and not a complete analysis nor is it an expression of opinion on any insurer. This page may contain inadvertent errors.

2021 LONG-TERM CARE INSURANCE EXPERIENCE REPORTING FORM 2
By COMPANY NAME

| Row Description | Premiums Earned | Incurred Claims | Cal Year of Peak Issues | PCT Male Lives Insured | Average Attained Age | NBR of Lives In-Force End of Year | NBR of Terminations | NBR of New Lives Insured |
|--|-----------------|----------------------------|-------------------------|------------------------|----------------------|-----------------------------------|---------------------|--------------------------|
| Company Name: Delta Dental Plan of VT | | Company Code: 53279 | | | | | | |
| Primarily 2002 and Prior Issue Years | | | | | | | | |
| 1. Current (Comprehensive) | 0 | 0 | 0 | 0 | 0 | 0 | 0 | 0 |
| 2. Total Inception-to-Date (Comprehensive) | 0 | 0 | 0 | 0 | | | | 0 |
| 3. Current (Institutional Only) | 0 | 0 | 0 | 0 | 0 | 0 | 0 | 0 |
| 4. Total Inception-to-Date (Institutional Only) | 0 | 0 | 0 | 0 | | | | 0 |
| 5. Current (Non-Institutional Only) | 0 | 0 | 0 | 0 | 0 | 0 | 0 | 0 |
| 6. Total Inception-to-Date (Non-Institutional Only) | 0 | 0 | 0 | 0 | | | | 0 |
| 7. Current (Grand Total) | 0 | 0 | 0 | 0 | 0 | 0 | 0 | 0 |
| 8. Total Inception-to-Date (Grand Total) | 0 | 0 | 0 | 0 | | | | 0 |
| Primarily 2003 to 2010 Issue Years | | | | | | | | |
| 9. Current (Comprehensive) | 0 | 0 | 0 | 0 | 0 | 0 | 0 | 0 |
| 10. Total Inception-to-Date (Comprehensive) | 0 | 0 | 0 | 0 | | | | 0 |
| 11. Current (Institutional Only) | 0 | 0 | 0 | 0 | 0 | 0 | 0 | 0 |
| 12. Total Inception-to-Date (Institutional Only) | 0 | 0 | 0 | 0 | | | | 0 |
| 13. Current (Non-Institutional Only) | 0 | 0 | 0 | 0 | 0 | 0 | 0 | 0 |
| 14. Total Inception-to-Date (Non-Institutional Only) | 0 | 0 | 0 | 0 | | | | 0 |
| 15. Current (Grand Total) | 0 | 0 | 0 | 0 | 0 | 0 | 0 | 0 |
| 16. Total Inception-to-Date (Grand Total) | 0 | 0 | 0 | 0 | | | | 0 |
| Primarily 2011 and Later Issue Years | | | | | | | | |
| 17. Current (Comprehensive) | 0 | 0 | 0 | 0 | 0 | 0 | 0 | 0 |
| 18. Total Inception-to-Date (Comprehensive) | 0 | 0 | 0 | 0 | | | | 0 |
| 19. Current (Institutional Only) | 0 | 0 | 0 | 0 | 0 | 0 | 0 | 0 |
| 20. Total Inception-to-Date (Institutional Only) | 0 | 0 | 0 | 0 | | | | 0 |
| 21. Current (Non-Institutional Only) | 0 | 0 | 0 | 0 | 0 | 0 | 0 | 0 |
| 22. Total Inception-to-Date (Non-Institutional Only) | 0 | 0 | 0 | 0 | | | | 0 |
| 23. Current (Grand Total) | 0 | 0 | 0 | 0 | 0 | 0 | 0 | 0 |
| 24. Total Inception-to-Date (Grand Total) | 0 | 0 | 0 | 0 | | | | 0 |

CAUTION: The information contained on this page is unaudited and not a complete analysis nor is it an expression of opinion on any insurer. This page may contain inadvertent errors.

2021 LONG-TERM CARE INSURANCE EXPERIENCE REPORTING FORM 2
By COMPANY NAME

| Row Description | Premiums Earned | Incurred Claims | Cal Year of Peak Issues | PCT Male Lives Insured | Average Attained Age | NBR of Lives In-Force End of Year | NBR of Terminations | NBR of New Lives Insured |
|--|-----------------|----------------------------|-------------------------|------------------------|----------------------|-----------------------------------|---------------------|--------------------------|
| Company Name: Equitable Financial Life Ins Co | | Company Code: 62944 | | | | | | |
| Primarily 2002 and Prior Issue Years | | | | | | | | |
| 1. Current (Comprehensive) | 0 | 0 | 0 | 0 | 0 | 0 | 0 | 0 |
| 2. Total Inception-to-Date (Comprehensive) | 0 | 0 | 0 | 0 | | | | 0 |
| 3. Current (Institutional Only) | 0 | 0 | 0 | 0 | 0 | 0 | 0 | 0 |
| 4. Total Inception-to-Date (Institutional Only) | 0 | 0 | 0 | 0 | | | | 0 |
| 5. Current (Non-Institutional Only) | 0 | 0 | 0 | 0 | 0 | 0 | 0 | 0 |
| 6. Total Inception-to-Date (Non-Institutional Only) | 0 | 0 | 0 | 0 | | | | 0 |
| 7. Current (Grand Total) | 0 | 0 | 0 | 0 | 0 | 0 | 0 | 0 |
| 8. Total Inception-to-Date (Grand Total) | 0 | 0 | 0 | 0 | | | | 0 |
| Primarily 2003 to 2010 Issue Years | | | | | | | | |
| 9. Current (Comprehensive) | 0 | 0 | 0 | 0 | 0 | 0 | 0 | 0 |
| 10. Total Inception-to-Date (Comprehensive) | 0 | 0 | 0 | 0 | | | | 0 |
| 11. Current (Institutional Only) | 0 | 0 | 0 | 0 | 0 | 0 | 0 | 0 |
| 12. Total Inception-to-Date (Institutional Only) | 0 | 0 | 0 | 0 | | | | 0 |
| 13. Current (Non-Institutional Only) | 0 | 0 | 0 | 0 | 0 | 0 | 0 | 0 |
| 14. Total Inception-to-Date (Non-Institutional Only) | 0 | 0 | 0 | 0 | | | | 0 |
| 15. Current (Grand Total) | 0 | 0 | 0 | 0 | 0 | 0 | 0 | 0 |
| 16. Total Inception-to-Date (Grand Total) | 0 | 0 | 0 | 0 | | | | 0 |
| Primarily 2011 and Later Issue Years | | | | | | | | |
| 17. Current (Comprehensive) | 0 | 0 | 0 | 0 | 0 | 0 | 0 | 0 |
| 18. Total Inception-to-Date (Comprehensive) | 0 | 0 | 0 | 0 | | | | 0 |
| 19. Current (Institutional Only) | 0 | 0 | 0 | 0 | 0 | 0 | 0 | 0 |
| 20. Total Inception-to-Date (Institutional Only) | 0 | 0 | 0 | 0 | | | | 0 |
| 21. Current (Non-Institutional Only) | 0 | 0 | 0 | 0 | 0 | 0 | 0 | 0 |
| 22. Total Inception-to-Date (Non-Institutional Only) | 0 | 0 | 0 | 0 | | | | 0 |
| 23. Current (Grand Total) | 0 | 0 | 0 | 0 | 0 | 0 | 0 | 0 |
| 24. Total Inception-to-Date (Grand Total) | 0 | 0 | 0 | 0 | | | | 0 |

CAUTION: The information contained on this page is unaudited and not a complete analysis nor is it an expression of opinion on any insurer. This page may contain inadvertent errors.

2021 LONG-TERM CARE INSURANCE EXPERIENCE REPORTING FORM 2
By COMPANY NAME

| Row Description | Premiums Earned | Incurred Claims | Cal Year of Peak Issues | PCT Male Lives Insured | Average Attained Age | NBR of Lives In-Force End of Year | NBR of Terminations | NBR of New Lives Insured |
|--|-----------------|----------------------------|-------------------------|------------------------|----------------------|-----------------------------------|---------------------|--------------------------|
| Company Name: Erie Family Life Ins Co | | Company Code: 70769 | | | | | | |
| Primarily 2002 and Prior Issue Years | | | | | | | | |
| 1. Current (Comprehensive) | 0 | 0 | 0 | 0 | 0 | 0 | 0 | 0 |
| 2. Total Inception-to-Date (Comprehensive) | 0 | 0 | 0 | 0 | | | | 0 |
| 3. Current (Institutional Only) | 0 | 0 | 0 | 0 | 0 | 0 | 0 | 0 |
| 4. Total Inception-to-Date (Institutional Only) | 0 | 0 | 0 | 0 | | | | 0 |
| 5. Current (Non-Institutional Only) | 0 | 0 | 0 | 0 | 0 | 0 | 0 | 0 |
| 6. Total Inception-to-Date (Non-Institutional Only) | 0 | 0 | 0 | 0 | | | | 0 |
| 7. Current (Grand Total) | 0 | 0 | 0 | 0 | 0 | 0 | 0 | 0 |
| 8. Total Inception-to-Date (Grand Total) | 0 | 0 | 0 | 0 | | | | 0 |
| Primarily 2003 to 2010 Issue Years | | | | | | | | |
| 9. Current (Comprehensive) | 0 | 0 | 0 | 0 | 0 | 0 | 0 | 0 |
| 10. Total Inception-to-Date (Comprehensive) | 0 | 0 | 0 | 0 | | | | 0 |
| 11. Current (Institutional Only) | 0 | 0 | 0 | 0 | 0 | 0 | 0 | 0 |
| 12. Total Inception-to-Date (Institutional Only) | 0 | 0 | 0 | 0 | | | | 0 |
| 13. Current (Non-Institutional Only) | 0 | 0 | 0 | 0 | 0 | 0 | 0 | 0 |
| 14. Total Inception-to-Date (Non-Institutional Only) | 0 | 0 | 0 | 0 | | | | 0 |
| 15. Current (Grand Total) | 0 | 0 | 0 | 0 | 0 | 0 | 0 | 0 |
| 16. Total Inception-to-Date (Grand Total) | 0 | 0 | 0 | 0 | | | | 0 |
| Primarily 2011 and Later Issue Years | | | | | | | | |
| 17. Current (Comprehensive) | 0 | 0 | 0 | 0 | 0 | 0 | 0 | 0 |
| 18. Total Inception-to-Date (Comprehensive) | 0 | 0 | 0 | 0 | | | | 0 |
| 19. Current (Institutional Only) | 0 | 0 | 0 | 0 | 0 | 0 | 0 | 0 |
| 20. Total Inception-to-Date (Institutional Only) | 0 | 0 | 0 | 0 | | | | 0 |
| 21. Current (Non-Institutional Only) | 0 | 0 | 0 | 0 | 0 | 0 | 0 | 0 |
| 22. Total Inception-to-Date (Non-Institutional Only) | 0 | 0 | 0 | 0 | | | | 0 |
| 23. Current (Grand Total) | 0 | 0 | 0 | 0 | 0 | 0 | 0 | 0 |
| 24. Total Inception-to-Date (Grand Total) | 0 | 0 | 0 | 0 | | | | 0 |

CAUTION: The information contained on this page is unaudited and not a complete analysis nor is it an expression of opinion on any insurer. This page may contain inadvertent errors.

2021 LONG-TERM CARE INSURANCE EXPERIENCE REPORTING FORM 2
By COMPANY NAME

| Row Description | Premiums Earned | Incurred Claims | Cal Year of Peak Issues | PCT Male Lives Insured | Average Attained Age | NBR of Lives In-Force End of Year | NBR of Terminations | NBR of New Lives Insured |
|--|-----------------|----------------------------|-------------------------|------------------------|----------------------|-----------------------------------|---------------------|--------------------------|
| Company Name: Everlake Life Ins Co | | Company Code: 60186 | | | | | | |
| Primarily 2002 and Prior Issue Years | | | | | | | | |
| 1. Current (Comprehensive) | 28 | 100 | 1991 | 26 | 85 | 23 | 3 | 27 |
| 2. Total Inception-to-Date (Comprehensive) | 1,914 | 4,331 | 1991 | 51 | | | | 100 |
| 3. Current (Institutional Only) | 0 | 0 | 0 | 0 | 0 | 0 | 0 | 0 |
| 4. Total Inception-to-Date (Institutional Only) | 0 | 0 | 0 | 0 | | | | 0 |
| 5. Current (Non-Institutional Only) | 0 | 0 | 0 | 0 | 0 | 0 | 0 | 0 |
| 6. Total Inception-to-Date (Non-Institutional Only) | 0 | 0 | 0 | 0 | | | | 0 |
| 7. Current (Grand Total) | 28 | 100 | 1991 | 26 | 0 | 23 | 3 | 27 |
| 8. Total Inception-to-Date (Grand Total) | 1,914 | 4,331 | 1991 | 51 | | | | 100 |
| Primarily 2003 to 2010 Issue Years | | | | | | | | |
| 9. Current (Comprehensive) | 0 | 0 | 0 | 0 | 0 | 0 | 0 | 0 |
| 10. Total Inception-to-Date (Comprehensive) | 0 | 0 | 0 | 0 | | | | 0 |
| 11. Current (Institutional Only) | 0 | 0 | 0 | 0 | 0 | 0 | 0 | 0 |
| 12. Total Inception-to-Date (Institutional Only) | 0 | 0 | 0 | 0 | | | | 0 |
| 13. Current (Non-Institutional Only) | 0 | 0 | 0 | 0 | 0 | 0 | 0 | 0 |
| 14. Total Inception-to-Date (Non-Institutional Only) | 0 | 0 | 0 | 0 | | | | 0 |
| 15. Current (Grand Total) | 0 | 0 | 0 | 0 | 0 | 0 | 0 | 0 |
| 16. Total Inception-to-Date (Grand Total) | 0 | 0 | 0 | 0 | | | | 0 |
| Primarily 2011 and Later Issue Years | | | | | | | | |
| 17. Current (Comprehensive) | 0 | 0 | 0 | 0 | 0 | 0 | 0 | 0 |
| 18. Total Inception-to-Date (Comprehensive) | 0 | 0 | 0 | 0 | | | | 0 |
| 19. Current (Institutional Only) | 0 | 0 | 0 | 0 | 0 | 0 | 0 | 0 |
| 20. Total Inception-to-Date (Institutional Only) | 0 | 0 | 0 | 0 | | | | 0 |
| 21. Current (Non-Institutional Only) | 0 | 0 | 0 | 0 | 0 | 0 | 0 | 0 |
| 22. Total Inception-to-Date (Non-Institutional Only) | 0 | 0 | 0 | 0 | | | | 0 |
| 23. Current (Grand Total) | 0 | 0 | 0 | 0 | 0 | 0 | 0 | 0 |
| 24. Total Inception-to-Date (Grand Total) | 0 | 0 | 0 | 0 | | | | 0 |

CAUTION: The information contained on this page is unaudited and not a complete analysis nor is it an expression of opinion on any insurer. This page may contain inadvertent errors.

2021 LONG-TERM CARE INSURANCE EXPERIENCE REPORTING FORM 2
By COMPANY NAME

| Row Description | Premiums Earned | Incurred Claims | Cal Year of Peak Issues | PCT Male Lives Insured | Average Attained Age | NBR of Lives In-Force End of Year | NBR of Terminations | NBR of New Lives Insured |
|--|-----------------|----------------------------|-------------------------|------------------------|----------------------|-----------------------------------|---------------------|--------------------------|
| Company Name: Experience Hlth Inc | | Company Code: 16328 | | | | | | |
| Primarily 2002 and Prior Issue Years | | | | | | | | |
| 1. Current (Comprehensive) | 0 | 0 | 0 | 0 | 0 | 0 | 0 | 0 |
| 2. Total Inception-to-Date (Comprehensive) | 0 | 0 | 0 | 0 | | | | 0 |
| 3. Current (Institutional Only) | 0 | 0 | 0 | 0 | 0 | 0 | 0 | 0 |
| 4. Total Inception-to-Date (Institutional Only) | 0 | 0 | 0 | 0 | | | | 0 |
| 5. Current (Non-Institutional Only) | 0 | 0 | 0 | 0 | 0 | 0 | 0 | 0 |
| 6. Total Inception-to-Date (Non-Institutional Only) | 0 | 0 | 0 | 0 | | | | 0 |
| 7. Current (Grand Total) | 0 | 0 | 0 | 0 | 0 | 0 | 0 | 0 |
| 8. Total Inception-to-Date (Grand Total) | 0 | 0 | 0 | 0 | | | | 0 |
| Primarily 2003 to 2010 Issue Years | | | | | | | | |
| 9. Current (Comprehensive) | 0 | 0 | 0 | 0 | 0 | 0 | 0 | 0 |
| 10. Total Inception-to-Date (Comprehensive) | 0 | 0 | 0 | 0 | | | | 0 |
| 11. Current (Institutional Only) | 0 | 0 | 0 | 0 | 0 | 0 | 0 | 0 |
| 12. Total Inception-to-Date (Institutional Only) | 0 | 0 | 0 | 0 | | | | 0 |
| 13. Current (Non-Institutional Only) | 0 | 0 | 0 | 0 | 0 | 0 | 0 | 0 |
| 14. Total Inception-to-Date (Non-Institutional Only) | 0 | 0 | 0 | 0 | | | | 0 |
| 15. Current (Grand Total) | 0 | 0 | 0 | 0 | 0 | 0 | 0 | 0 |
| 16. Total Inception-to-Date (Grand Total) | 0 | 0 | 0 | 0 | | | | 0 |
| Primarily 2011 and Later Issue Years | | | | | | | | |
| 17. Current (Comprehensive) | 0 | 0 | 0 | 0 | 0 | 0 | 0 | 0 |
| 18. Total Inception-to-Date (Comprehensive) | 0 | 0 | 0 | 0 | | | | 0 |
| 19. Current (Institutional Only) | 0 | 0 | 0 | 0 | 0 | 0 | 0 | 0 |
| 20. Total Inception-to-Date (Institutional Only) | 0 | 0 | 0 | 0 | | | | 0 |
| 21. Current (Non-Institutional Only) | 0 | 0 | 0 | 0 | 0 | 0 | 0 | 0 |
| 22. Total Inception-to-Date (Non-Institutional Only) | 0 | 0 | 0 | 0 | | | | 0 |
| 23. Current (Grand Total) | 0 | 0 | 0 | 0 | 0 | 0 | 0 | 0 |
| 24. Total Inception-to-Date (Grand Total) | 0 | 0 | 0 | 0 | | | | 0 |

CAUTION: The information contained on this page is unaudited and not a complete analysis nor is it an expression of opinion on any insurer. This page may contain inadvertent errors.

2021 LONG-TERM CARE INSURANCE EXPERIENCE REPORTING FORM 2
By COMPANY NAME

| Row Description | Premiums Earned | Incurred Claims | Cal Year of Peak Issues | PCT Male Lives Insured | Average Attained Age | NBR of Lives In-Force End of Year | NBR of Terminations | NBR of New Lives Insured |
|--|-----------------|----------------------------|-------------------------|------------------------|----------------------|-----------------------------------|---------------------|--------------------------|
| Company Name: Farmers New World Life Ins Co | | Company Code: 63177 | | | | | | |
| Primarily 2002 and Prior Issue Years | | | | | | | | |
| 1. Current (Comprehensive) | 4,338 | 13,419 | 2000 | 39 | 77 | 3,503 | 156 | 0 |
| 2. Total Inception-to-Date (Comprehensive) | 145,316 | 110,464 | 2000 | 42 | | | | 7,132 |
| 3. Current (Institutional Only) | 0 | 0 | 0 | 0 | 0 | 0 | 0 | 0 |
| 4. Total Inception-to-Date (Institutional Only) | 0 | 0 | 0 | 0 | | | | 0 |
| 5. Current (Non-Institutional Only) | 0 | 0 | 0 | 0 | 0 | 0 | 0 | 0 |
| 6. Total Inception-to-Date (Non-Institutional Only) | 0 | 0 | 0 | 0 | | | | 0 |
| 7. Current (Grand Total) | 4,338 | 13,419 | 2000 | 39 | 77 | 3,503 | 156 | 0 |
| 8. Total Inception-to-Date (Grand Total) | 145,316 | 110,464 | 2000 | 42 | | | | 7,132 |
| Primarily 2003 to 2010 Issue Years | | | | | | | | |
| 9. Current (Comprehensive) | 0 | 0 | 0 | 0 | 0 | 0 | 0 | 0 |
| 10. Total Inception-to-Date (Comprehensive) | 0 | 0 | 0 | 0 | | | | 0 |
| 11. Current (Institutional Only) | 0 | 0 | 0 | 0 | 0 | 0 | 0 | 0 |
| 12. Total Inception-to-Date (Institutional Only) | 0 | 0 | 0 | 0 | | | | 0 |
| 13. Current (Non-Institutional Only) | 0 | 0 | 0 | 0 | 0 | 0 | 0 | 0 |
| 14. Total Inception-to-Date (Non-Institutional Only) | 0 | 0 | 0 | 0 | | | | 0 |
| 15. Current (Grand Total) | 0 | 0 | 0 | 0 | 0 | 0 | 0 | 0 |
| 16. Total Inception-to-Date (Grand Total) | 0 | 0 | 0 | 0 | | | | 0 |
| Primarily 2011 and Later Issue Years | | | | | | | | |
| 17. Current (Comprehensive) | 0 | 0 | 0 | 0 | 0 | 0 | 0 | 0 |
| 18. Total Inception-to-Date (Comprehensive) | 0 | 0 | 0 | 0 | | | | 0 |
| 19. Current (Institutional Only) | 0 | 0 | 0 | 0 | 0 | 0 | 0 | 0 |
| 20. Total Inception-to-Date (Institutional Only) | 0 | 0 | 0 | 0 | | | | 0 |
| 21. Current (Non-Institutional Only) | 0 | 0 | 0 | 0 | 0 | 0 | 0 | 0 |
| 22. Total Inception-to-Date (Non-Institutional Only) | 0 | 0 | 0 | 0 | | | | 0 |
| 23. Current (Grand Total) | 0 | 0 | 0 | 0 | 0 | 0 | 0 | 0 |
| 24. Total Inception-to-Date (Grand Total) | 0 | 0 | 0 | 0 | | | | 0 |

CAUTION: The information contained on this page is unaudited and not a complete analysis nor is it an expression of opinion on any insurer. This page may contain inadvertent errors.

2021 LONG-TERM CARE INSURANCE EXPERIENCE REPORTING FORM 2
By COMPANY NAME

| Row Description | Premiums Earned | Incurred Claims | Cal Year of Peak Issues | PCT Male Lives Insured | Average Attained Age | NBR of Lives In-Force End of Year | NBR of Terminations | NBR of New Lives Insured |
|---|-----------------|----------------------------|-------------------------|------------------------|----------------------|-----------------------------------|---------------------|--------------------------|
| Company Name: Fidelity Life Assn A Legal Reserve L | | Company Code: 63290 | | | | | | |
| Primarily 2002 and Prior Issue Years | | | | | | | | |
| 1. Current (Comprehensive) | 0 | 0 | 0 | 0 | 0 | 0 | 0 | 0 |
| 2. Total Inception-to-Date (Comprehensive) | 0 | 0 | 0 | 0 | | | | 0 |
| 3. Current (Institutional Only) | 0 | 0 | 0 | 0 | 0 | 0 | 0 | 0 |
| 4. Total Inception-to-Date (Institutional Only) | 0 | 0 | 0 | 0 | | | | 0 |
| 5. Current (Non-Institutional Only) | 0 | 0 | 0 | 0 | 0 | 0 | 0 | 0 |
| 6. Total Inception-to-Date (Non-Institutional Only) | 0 | 0 | 0 | 0 | | | | 0 |
| 7. Current (Grand Total) | 0 | 0 | 0 | 0 | 0 | 0 | 0 | 0 |
| 8. Total Inception-to-Date (Grand Total) | 0 | 0 | 0 | 0 | | | | 0 |
| Primarily 2003 to 2010 Issue Years | | | | | | | | |
| 9. Current (Comprehensive) | 0 | 0 | 0 | 0 | 0 | 0 | 0 | 0 |
| 10. Total Inception-to-Date (Comprehensive) | 0 | 0 | 0 | 0 | | | | 0 |
| 11. Current (Institutional Only) | 0 | 0 | 0 | 0 | 0 | 0 | 0 | 0 |
| 12. Total Inception-to-Date (Institutional Only) | 0 | 0 | 0 | 0 | | | | 0 |
| 13. Current (Non-Institutional Only) | 0 | 0 | 0 | 0 | 0 | 0 | 0 | 0 |
| 14. Total Inception-to-Date (Non-Institutional Only) | 0 | 0 | 0 | 0 | | | | 0 |
| 15. Current (Grand Total) | 0 | 0 | 0 | 0 | 0 | 0 | 0 | 0 |
| 16. Total Inception-to-Date (Grand Total) | 0 | 0 | 0 | 0 | | | | 0 |
| Primarily 2011 and Later Issue Years | | | | | | | | |
| 17. Current (Comprehensive) | 0 | 0 | 0 | 0 | 0 | 0 | 0 | 0 |
| 18. Total Inception-to-Date (Comprehensive) | 0 | 0 | 0 | 0 | | | | 0 |
| 19. Current (Institutional Only) | 0 | 0 | 0 | 0 | 0 | 0 | 0 | 0 |
| 20. Total Inception-to-Date (Institutional Only) | 0 | 0 | 0 | 0 | | | | 0 |
| 21. Current (Non-Institutional Only) | 0 | 0 | 0 | 0 | 0 | 0 | 0 | 0 |
| 22. Total Inception-to-Date (Non-Institutional Only) | 0 | 0 | 0 | 0 | | | | 0 |
| 23. Current (Grand Total) | 0 | 0 | 0 | 0 | 0 | 0 | 0 | 0 |
| 24. Total Inception-to-Date (Grand Total) | 0 | 0 | 0 | 0 | | | | 0 |

CAUTION: The information contained on this page is unaudited and not a complete analysis nor is it an expression of opinion on any insurer. This page may contain inadvertent errors.

2021 LONG-TERM CARE INSURANCE EXPERIENCE REPORTING FORM 2
By COMPANY NAME

| Row Description | Premiums Earned | Incurred Claims | Cal Year of Peak Issues | PCT Male Lives Insured | Average Attained Age | NBR of Lives In-Force End of Year | NBR of Terminations | NBR of New Lives Insured |
|--|-----------------|----------------------------|-------------------------|------------------------|----------------------|-----------------------------------|---------------------|--------------------------|
| Company Name: First Penn Pacific Life Ins Co | | Company Code: 67652 | | | | | | |
| Primarily 2002 and Prior Issue Years | | | | | | | | |
| 1. Current (Comprehensive) | 6 | 12 | 1992 | 50 | 83 | 4 | 0 | 0 |
| 2. Total Inception-to-Date (Comprehensive) | 690 | 262 | 1992 | 41 | | | | 13 |
| 3. Current (Institutional Only) | 0 | 0 | 0 | 0 | 0 | 0 | 0 | 0 |
| 4. Total Inception-to-Date (Institutional Only) | 0 | 0 | 0 | 0 | | | | 0 |
| 5. Current (Non-Institutional Only) | 0 | 0 | 0 | 0 | 0 | 0 | 0 | 0 |
| 6. Total Inception-to-Date (Non-Institutional Only) | 0 | 0 | 0 | 0 | | | | 0 |
| 7. Current (Grand Total) | 6 | 12 | 0 | 0 | 0 | 4 | 0 | 0 |
| 8. Total Inception-to-Date (Grand Total) | 690 | 262 | 0 | 0 | | | | 13 |
| Primarily 2003 to 2010 Issue Years | | | | | | | | |
| 9. Current (Comprehensive) | 0 | 0 | 0 | 0 | 0 | 0 | 0 | 0 |
| 10. Total Inception-to-Date (Comprehensive) | 0 | 0 | 0 | 0 | | | | 0 |
| 11. Current (Institutional Only) | 0 | 0 | 0 | 0 | 0 | 0 | 0 | 0 |
| 12. Total Inception-to-Date (Institutional Only) | 0 | 0 | 0 | 0 | | | | 0 |
| 13. Current (Non-Institutional Only) | 0 | 0 | 0 | 0 | 0 | 0 | 0 | 0 |
| 14. Total Inception-to-Date (Non-Institutional Only) | 0 | 0 | 0 | 0 | | | | 0 |
| 15. Current (Grand Total) | 0 | 0 | 0 | 0 | 0 | 0 | 0 | 0 |
| 16. Total Inception-to-Date (Grand Total) | 0 | 0 | 0 | 0 | | | | 0 |
| Primarily 2011 and Later Issue Years | | | | | | | | |
| 17. Current (Comprehensive) | 0 | 0 | 0 | 0 | 0 | 0 | 0 | 0 |
| 18. Total Inception-to-Date (Comprehensive) | 0 | 0 | 0 | 0 | | | | 0 |
| 19. Current (Institutional Only) | 0 | 0 | 0 | 0 | 0 | 0 | 0 | 0 |
| 20. Total Inception-to-Date (Institutional Only) | 0 | 0 | 0 | 0 | | | | 0 |
| 21. Current (Non-Institutional Only) | 0 | 0 | 0 | 0 | 0 | 0 | 0 | 0 |
| 22. Total Inception-to-Date (Non-Institutional Only) | 0 | 0 | 0 | 0 | | | | 0 |
| 23. Current (Grand Total) | 0 | 0 | 0 | 0 | 0 | 0 | 0 | 0 |
| 24. Total Inception-to-Date (Grand Total) | 0 | 0 | 0 | 0 | | | | 0 |

CAUTION: The information contained on this page is unaudited and not a complete analysis nor is it an expression of opinion on any insurer. This page may contain inadvertent errors.

2021 LONG-TERM CARE INSURANCE EXPERIENCE REPORTING FORM 2
By COMPANY NAME

| Row Description | Premiums Earned | Incurred Claims | Cal Year of Peak Issues | PCT Male Lives Insured | Average Attained Age | NBR of Lives In-Force End of Year | NBR of Terminations | NBR of New Lives Insured |
|--|-----------------|----------------------------|-------------------------|------------------------|----------------------|-----------------------------------|---------------------|--------------------------|
| Company Name: First Unum Life Ins Co | | Company Code: 64297 | | | | | | |
| Primarily 2002 and Prior Issue Years | | | | | | | | |
| 1. Current (Comprehensive) | 48,237 | 145,367 | 2002 | 41 | 76 | 14,985 | 445 | 0 |
| 2. Total Inception-to-Date (Comprehensive) | 1,125,521 | 1,121,763 | 2002 | 43 | | | | 30,497 |
| 3. Current (Institutional Only) | 0 | 0 | 0 | 0 | 0 | 0 | 0 | 0 |
| 4. Total Inception-to-Date (Institutional Only) | 0 | 0 | 0 | 0 | | | | 0 |
| 5. Current (Non-Institutional Only) | 0 | 0 | 0 | 0 | 0 | 0 | 0 | 0 |
| 6. Total Inception-to-Date (Non-Institutional Only) | 0 | 0 | 0 | 0 | | | | 0 |
| 7. Current (Grand Total) | 48,237 | 145,367 | 2002 | 41 | 76 | 14,985 | 445 | 0 |
| 8. Total Inception-to-Date (Grand Total) | 1,125,521 | 1,121,763 | 2002 | 43 | | | | 30,497 |
| Primarily 2003 to 2010 Issue Years | | | | | | | | |
| 9. Current (Comprehensive) | 9,105 | 12,931 | 2004 | 45 | 70 | 2,928 | 49 | 0 |
| 10. Total Inception-to-Date (Comprehensive) | 66,746 | 60,022 | 2004 | 45 | | | | 5,506 |
| 11. Current (Institutional Only) | 0 | 0 | 0 | 0 | 0 | 0 | 0 | 0 |
| 12. Total Inception-to-Date (Institutional Only) | 0 | 0 | 0 | 0 | | | | 0 |
| 13. Current (Non-Institutional Only) | 0 | 0 | 0 | 0 | 0 | 0 | 0 | 0 |
| 14. Total Inception-to-Date (Non-Institutional Only) | 0 | 0 | 0 | 0 | | | | 0 |
| 15. Current (Grand Total) | 9,105 | 12,931 | 2004 | 45 | 70 | 2,928 | 49 | 0 |
| 16. Total Inception-to-Date (Grand Total) | 66,746 | 60,022 | 2004 | 45 | | | | 5,506 |
| Primarily 2011 and Later Issue Years | | | | | | | | |
| 17. Current (Comprehensive) | 190 | 7 | 2016 | 58 | 68 | 83 | 2 | 6 |
| 18. Total Inception-to-Date (Comprehensive) | 294 | 109 | 2018 | 61 | | | | 94 |
| 19. Current (Institutional Only) | 0 | 0 | 0 | 0 | 0 | 0 | 0 | 0 |
| 20. Total Inception-to-Date (Institutional Only) | 0 | 0 | 0 | 0 | | | | 0 |
| 21. Current (Non-Institutional Only) | 0 | 0 | 0 | 0 | 0 | 0 | 0 | 0 |
| 22. Total Inception-to-Date (Non-Institutional Only) | 0 | 0 | 0 | 0 | | | | 0 |
| 23. Current (Grand Total) | 190 | 7 | 2016 | 58 | 68 | 83 | 2 | 6 |
| 24. Total Inception-to-Date (Grand Total) | 294 | 109 | 2018 | 61 | | | | 94 |

CAUTION: The information contained on this page is unaudited and not a complete analysis nor is it an expression of opinion on any insurer. This page may contain inadvertent errors.

2021 LONG-TERM CARE INSURANCE EXPERIENCE REPORTING FORM 2
By COMPANY NAME

| Row Description | Premiums Earned | Incurred Claims | Cal Year of Peak Issues | PCT Male Lives Insured | Average Attained Age | NBR of Lives In-Force End of Year | NBR of Terminations | NBR of New Lives Insured |
|--|-----------------|----------------------------|-------------------------|------------------------|----------------------|-----------------------------------|---------------------|--------------------------|
| Company Name: Forethought Life Ins Co | | Company Code: 91642 | | | | | | |
| Primarily 2002 and Prior Issue Years | | | | | | | | |
| 1. Current (Comprehensive) | 0 | 0 | 0 | 0 | 0 | 0 | 0 | 0 |
| 2. Total Inception-to-Date (Comprehensive) | 0 | 0 | 0 | 0 | | | | 0 |
| 3. Current (Institutional Only) | 0 | 0 | 0 | 0 | 0 | 0 | 0 | 0 |
| 4. Total Inception-to-Date (Institutional Only) | 0 | 0 | 0 | 0 | | | | 0 |
| 5. Current (Non-Institutional Only) | 0 | 0 | 0 | 0 | 0 | 0 | 0 | 0 |
| 6. Total Inception-to-Date (Non-Institutional Only) | 0 | 0 | 0 | 0 | | | | 0 |
| 7. Current (Grand Total) | 0 | 0 | 0 | 0 | 0 | 0 | 0 | 0 |
| 8. Total Inception-to-Date (Grand Total) | 0 | 0 | 0 | 0 | | | | 0 |
| Primarily 2003 to 2010 Issue Years | | | | | | | | |
| 9. Current (Comprehensive) | 0 | 0 | 0 | 0 | 0 | 0 | 0 | 0 |
| 10. Total Inception-to-Date (Comprehensive) | 0 | 0 | 0 | 0 | | | | 0 |
| 11. Current (Institutional Only) | 0 | 0 | 0 | 0 | 0 | 0 | 0 | 0 |
| 12. Total Inception-to-Date (Institutional Only) | 0 | 0 | 0 | 0 | | | | 0 |
| 13. Current (Non-Institutional Only) | 0 | 0 | 0 | 0 | 0 | 0 | 0 | 0 |
| 14. Total Inception-to-Date (Non-Institutional Only) | 0 | 0 | 0 | 0 | | | | 0 |
| 15. Current (Grand Total) | 0 | 0 | 0 | 0 | 0 | 0 | 0 | 0 |
| 16. Total Inception-to-Date (Grand Total) | 0 | 0 | 0 | 0 | | | | 0 |
| Primarily 2011 and Later Issue Years | | | | | | | | |
| 17. Current (Comprehensive) | 0 | 0 | 0 | 0 | 0 | 0 | 0 | 0 |
| 18. Total Inception-to-Date (Comprehensive) | 0 | 0 | 0 | 0 | | | | 0 |
| 19. Current (Institutional Only) | 0 | 0 | 0 | 0 | 0 | 0 | 0 | 0 |
| 20. Total Inception-to-Date (Institutional Only) | 0 | 0 | 0 | 0 | | | | 0 |
| 21. Current (Non-Institutional Only) | 0 | 0 | 0 | 0 | 0 | 0 | 0 | 0 |
| 22. Total Inception-to-Date (Non-Institutional Only) | 0 | 0 | 0 | 0 | | | | 0 |
| 23. Current (Grand Total) | 0 | 0 | 0 | 0 | 0 | 0 | 0 | 0 |
| 24. Total Inception-to-Date (Grand Total) | 0 | 0 | 0 | 0 | | | | 0 |

CAUTION: The information contained on this page is unaudited and not a complete analysis nor is it an expression of opinion on any insurer. This page may contain inadvertent errors.

2021 LONG-TERM CARE INSURANCE EXPERIENCE REPORTING FORM 2
By COMPANY NAME

| Row Description | Premiums Earned | Incurred Claims | Cal Year of Peak Issues | PCT Male Lives Insured | Average Attained Age | NBR of Lives In-Force End of Year | NBR of Terminations | NBR of New Lives Insured |
|--|-----------------|----------------------------|-------------------------|------------------------|----------------------|-----------------------------------|---------------------|--------------------------|
| Company Name: Gem State Ins Co | | Company Code: 18457 | | | | | | |
| Primarily 2002 and Prior Issue Years | | | | | | | | |
| 1. Current (Comprehensive) | 0 | 0 | 0 | 0 | 0 | 0 | 0 | 0 |
| 2. Total Inception-to-Date (Comprehensive) | 0 | 0 | 0 | 0 | | | | 0 |
| 3. Current (Institutional Only) | 0 | 0 | 0 | 0 | 0 | 0 | 0 | 0 |
| 4. Total Inception-to-Date (Institutional Only) | 0 | 0 | 0 | 0 | | | | 0 |
| 5. Current (Non-Institutional Only) | 0 | 0 | 0 | 0 | 0 | 0 | 0 | 0 |
| 6. Total Inception-to-Date (Non-Institutional Only) | 0 | 0 | 0 | 0 | | | | 0 |
| 7. Current (Grand Total) | 0 | 0 | 0 | 0 | 0 | 0 | 0 | 0 |
| 8. Total Inception-to-Date (Grand Total) | 0 | 0 | 0 | 0 | | | | 0 |
| Primarily 2003 to 2010 Issue Years | | | | | | | | |
| 9. Current (Comprehensive) | 0 | 0 | 0 | 0 | 0 | 0 | 0 | 0 |
| 10. Total Inception-to-Date (Comprehensive) | 0 | 0 | 0 | 0 | | | | 0 |
| 11. Current (Institutional Only) | 0 | 0 | 0 | 0 | 0 | 0 | 0 | 0 |
| 12. Total Inception-to-Date (Institutional Only) | 0 | 0 | 0 | 0 | | | | 0 |
| 13. Current (Non-Institutional Only) | 0 | 0 | 0 | 0 | 0 | 0 | 0 | 0 |
| 14. Total Inception-to-Date (Non-Institutional Only) | 0 | 0 | 0 | 0 | | | | 0 |
| 15. Current (Grand Total) | 0 | 0 | 0 | 0 | 0 | 0 | 0 | 0 |
| 16. Total Inception-to-Date (Grand Total) | 0 | 0 | 0 | 0 | | | | 0 |
| Primarily 2011 and Later Issue Years | | | | | | | | |
| 17. Current (Comprehensive) | 0 | 0 | 0 | 0 | 0 | 0 | 0 | 0 |
| 18. Total Inception-to-Date (Comprehensive) | 0 | 0 | 0 | 0 | | | | 0 |
| 19. Current (Institutional Only) | 0 | 0 | 0 | 0 | 0 | 0 | 0 | 0 |
| 20. Total Inception-to-Date (Institutional Only) | 0 | 0 | 0 | 0 | | | | 0 |
| 21. Current (Non-Institutional Only) | 0 | 0 | 0 | 0 | 0 | 0 | 0 | 0 |
| 22. Total Inception-to-Date (Non-Institutional Only) | 0 | 0 | 0 | 0 | | | | 0 |
| 23. Current (Grand Total) | 0 | 0 | 0 | 0 | 0 | 0 | 0 | 0 |
| 24. Total Inception-to-Date (Grand Total) | 0 | 0 | 0 | 0 | | | | 0 |

CAUTION: The information contained on this page is unaudited and not a complete analysis nor is it an expression of opinion on any insurer. This page may contain inadvertent errors.

2021 LONG-TERM CARE INSURANCE EXPERIENCE REPORTING FORM 2
By COMPANY NAME

| Row Description | Premiums Earned | Incurred Claims | Cal Year of Peak Issues | PCT Male Lives Insured | Average Attained Age | NBR of Lives In-Force End of Year | NBR of Terminations | NBR of New Lives Insured |
|--|-----------------|----------------------------|-------------------------|------------------------|----------------------|-----------------------------------|---------------------|--------------------------|
| Company Name: Genesis Ins Co | | Company Code: 38962 | | | | | | |
| Primarily 2002 and Prior Issue Years | | | | | | | | |
| 1. Current (Comprehensive) | 123,936 | 985,032 | 2000 | 0 | 78 | 116 | 10 | 0 |
| 2. Total Inception-to-Date (Comprehensive) | 7,377,212 | 11,867,071 | 0 | 0 | | | | 0 |
| 3. Current (Institutional Only) | 0 | 0 | 0 | 0 | 0 | 0 | 0 | 0 |
| 4. Total Inception-to-Date (Institutional Only) | 0 | 0 | 0 | 0 | | | | 0 |
| 5. Current (Non-Institutional Only) | 0 | 0 | 0 | 0 | 0 | 0 | 0 | 0 |
| 6. Total Inception-to-Date (Non-Institutional Only) | 0 | 0 | 0 | 0 | | | | 0 |
| 7. Current (Grand Total) | 123,936 | 985,032 | 0 | 0 | 78 | 116 | 10 | 0 |
| 8. Total Inception-to-Date (Grand Total) | 7,377,212 | 11,867,071 | 0 | 0 | | | | 0 |
| Primarily 2003 to 2010 Issue Years | | | | | | | | |
| 9. Current (Comprehensive) | 0 | 0 | 0 | 0 | 0 | 0 | 0 | 0 |
| 10. Total Inception-to-Date (Comprehensive) | 0 | 0 | 0 | 0 | | | | 0 |
| 11. Current (Institutional Only) | 0 | 0 | 0 | 0 | 0 | 0 | 0 | 0 |
| 12. Total Inception-to-Date (Institutional Only) | 0 | 0 | 0 | 0 | | | | 0 |
| 13. Current (Non-Institutional Only) | 0 | 0 | 0 | 0 | 0 | 0 | 0 | 0 |
| 14. Total Inception-to-Date (Non-Institutional Only) | 0 | 0 | 0 | 0 | | | | 0 |
| 15. Current (Grand Total) | 0 | 0 | 0 | 0 | 0 | 0 | 0 | 0 |
| 16. Total Inception-to-Date (Grand Total) | 0 | 0 | 0 | 0 | | | | 0 |
| Primarily 2011 and Later Issue Years | | | | | | | | |
| 17. Current (Comprehensive) | 0 | 0 | 0 | 0 | 0 | 0 | 0 | 0 |
| 18. Total Inception-to-Date (Comprehensive) | 0 | 0 | 0 | 0 | | | | 0 |
| 19. Current (Institutional Only) | 0 | 0 | 0 | 0 | 0 | 0 | 0 | 0 |
| 20. Total Inception-to-Date (Institutional Only) | 0 | 0 | 0 | 0 | | | | 0 |
| 21. Current (Non-Institutional Only) | 0 | 0 | 0 | 0 | 0 | 0 | 0 | 0 |
| 22. Total Inception-to-Date (Non-Institutional Only) | 0 | 0 | 0 | 0 | | | | 0 |
| 23. Current (Grand Total) | 0 | 0 | 0 | 0 | 0 | 0 | 0 | 0 |
| 24. Total Inception-to-Date (Grand Total) | 0 | 0 | 0 | 0 | | | | 0 |

CAUTION: The information contained on this page is unaudited and not a complete analysis nor is it an expression of opinion on any insurer. This page may contain inadvertent errors.

2021 LONG-TERM CARE INSURANCE EXPERIENCE REPORTING FORM 2
By COMPANY NAME

| Row Description | Premiums Earned | Incurred Claims | Cal Year of Peak Issues | PCT Male Lives Insured | Average Attained Age | NBR of Lives In-Force End of Year | NBR of Terminations | NBR of New Lives Insured |
|--|-----------------|----------------------------|-------------------------|------------------------|----------------------|-----------------------------------|---------------------|--------------------------|
| Company Name: Genworth Life & Ann Ins Co | | Company Code: 65536 | | | | | | |
| Primarily 2002 and Prior Issue Years | | | | | | | | |
| 1. Current (Comprehensive) | 2,499 | 8,204 | 1996 | 33 | 86 | 1,890 | 330 | 0 |
| 2. Total Inception-to-Date (Comprehensive) | 312,644 | 398,947 | 1993 | 34 | | | | 8,618 |
| 3. Current (Institutional Only) | 0 | 0 | 0 | 0 | 0 | 0 | 0 | 0 |
| 4. Total Inception-to-Date (Institutional Only) | 0 | 0 | 0 | 0 | | | | 0 |
| 5. Current (Non-Institutional Only) | 0 | 0 | 0 | 0 | 0 | 0 | 0 | 0 |
| 6. Total Inception-to-Date (Non-Institutional Only) | 0 | 0 | 0 | 0 | | | | 0 |
| 7. Current (Grand Total) | 2,499 | 8,204 | 1996 | 33 | 86 | 1,890 | 330 | 0 |
| 8. Total Inception-to-Date (Grand Total) | 312,644 | 398,947 | 1993 | 34 | | | | 8,618 |
| Primarily 2003 to 2010 Issue Years | | | | | | | | |
| 9. Current (Comprehensive) | 0 | 0 | 0 | 0 | 0 | 0 | 0 | 0 |
| 10. Total Inception-to-Date (Comprehensive) | 0 | 0 | 0 | 0 | | | | 0 |
| 11. Current (Institutional Only) | 0 | 0 | 0 | 0 | 0 | 0 | 0 | 0 |
| 12. Total Inception-to-Date (Institutional Only) | 0 | 0 | 0 | 0 | | | | 0 |
| 13. Current (Non-Institutional Only) | 0 | 0 | 0 | 0 | 0 | 0 | 0 | 0 |
| 14. Total Inception-to-Date (Non-Institutional Only) | 0 | 0 | 0 | 0 | | | | 0 |
| 15. Current (Grand Total) | 0 | 0 | 0 | 0 | 0 | 0 | 0 | 0 |
| 16. Total Inception-to-Date (Grand Total) | 0 | 0 | 0 | 0 | | | | 0 |
| Primarily 2011 and Later Issue Years | | | | | | | | |
| 17. Current (Comprehensive) | 0 | 0 | 0 | 0 | 0 | 0 | 0 | 0 |
| 18. Total Inception-to-Date (Comprehensive) | 0 | 0 | 0 | 0 | | | | 0 |
| 19. Current (Institutional Only) | 0 | 0 | 0 | 0 | 0 | 0 | 0 | 0 |
| 20. Total Inception-to-Date (Institutional Only) | 0 | 0 | 0 | 0 | | | | 0 |
| 21. Current (Non-Institutional Only) | 0 | 0 | 0 | 0 | 0 | 0 | 0 | 0 |
| 22. Total Inception-to-Date (Non-Institutional Only) | 0 | 0 | 0 | 0 | | | | 0 |
| 23. Current (Grand Total) | 0 | 0 | 0 | 0 | 0 | 0 | 0 | 0 |
| 24. Total Inception-to-Date (Grand Total) | 0 | 0 | 0 | 0 | | | | 0 |

CAUTION: The information contained on this page is unaudited and not a complete analysis nor is it an expression of opinion on any insurer. This page may contain inadvertent errors.

2021 LONG-TERM CARE INSURANCE EXPERIENCE REPORTING FORM 2
By COMPANY NAME

| Row Description | Premiums Earned | Incurred Claims | Cal Year of Peak Issues | PCT Male Lives Insured | Average Attained Age | NBR of Lives In-Force End of Year | NBR of Terminations | NBR of New Lives Insured |
|--|-----------------|----------------------------|-------------------------|------------------------|----------------------|-----------------------------------|---------------------|--------------------------|
| Company Name: Genworth Life Ins Co | | Company Code: 70025 | | | | | | |
| Primarily 2002 and Prior Issue Years | | | | | | | | |
| 1. Current (Comprehensive) | 764,586 | 1,774,603 | 2003 | 40 | 80 | 305,697 | 15,683 | 0 |
| 2. Total Inception-to-Date (Comprehensive) | 19,240,633 | 17,704,299 | 2002 | 42 | | | | 694,514 |
| 3. Current (Institutional Only) | 43,401 | 171,954 | 1993 | 31 | 87 | 27,049 | 3,815 | 0 |
| 4. Total Inception-to-Date (Institutional Only) | 3,906,475 | 5,321,056 | 1989 | 39 | | | | 337,609 |
| 5. Current (Non-Institutional Only) | 11 | 49 | 1993 | 32 | 90 | 37 | 5 | 0 |
| 6. Total Inception-to-Date (Non-Institutional Only) | 2,222 | 923 | 1994 | 37 | | | | 597 |
| 7. Current (Grand Total) | 807,998 | 1,946,606 | 2003 | 39 | 80 | 332,783 | 19,503 | 0 |
| 8. Total Inception-to-Date (Grand Total) | 23,149,330 | 23,026,278 | 2002 | 41 | | | | 1,032,720 |
| Primarily 2003 to 2010 Issue Years | | | | | | | | |
| 9. Current (Comprehensive) | 1,085,724 | 575,431 | 2011 | 43 | 72 | 404,742 | 5,590 | 0 |
| 10. Total Inception-to-Date (Comprehensive) | 14,788,198 | 2,880,543 | 2006 | 44 | | | | 518,682 |
| 11. Current (Institutional Only) | 15 | 0 | 2004 | 56 | 73 | 9 | 0 | 0 |
| 12. Total Inception-to-Date (Institutional Only) | 203 | 260 | 2004 | 44 | | | | 18 |
| 13. Current (Non-Institutional Only) | 0 | 0 | 0 | 0 | 0 | 0 | 0 | 0 |
| 14. Total Inception-to-Date (Non-Institutional Only) | 0 | 0 | 0 | 0 | | | | 0 |
| 15. Current (Grand Total) | 1,085,739 | 575,431 | 2011 | 43 | 72 | 404,751 | 5,590 | 0 |
| 16. Total Inception-to-Date (Grand Total) | 14,788,401 | 2,880,803 | 2006 | 44 | | | | 518,700 |
| Primarily 2011 and Later Issue Years | | | | | | | | |
| 17. Current (Comprehensive) | 367,777 | 43,225 | 2012 | 45 | 67 | 142,369 | 1,516 | 545 |
| 18. Total Inception-to-Date (Comprehensive) | 3,010,348 | 157,220 | 2012 | 44 | | | | 161,368 |
| 19. Current (Institutional Only) | 0 | 0 | 0 | 0 | 0 | 0 | 0 | 0 |
| 20. Total Inception-to-Date (Institutional Only) | 0 | 0 | 0 | 0 | | | | 0 |
| 21. Current (Non-Institutional Only) | 0 | 0 | 0 | 0 | 0 | 0 | 0 | 0 |
| 22. Total Inception-to-Date (Non-Institutional Only) | 0 | 0 | 0 | 0 | | | | 0 |
| 23. Current (Grand Total) | 367,777 | 43,225 | 2012 | 45 | 67 | 142,369 | 1,516 | 545 |
| 24. Total Inception-to-Date (Grand Total) | 3,010,348 | 157,220 | 2012 | 44 | | | | 161,368 |

CAUTION: The information contained on this page is unaudited and not a complete analysis nor is it an expression of opinion on any insurer. This page may contain inadvertent errors.

2021 LONG-TERM CARE INSURANCE EXPERIENCE REPORTING FORM 2
By COMPANY NAME

| Row Description | Premiums Earned | Incurred Claims | Cal Year of Peak Issues | PCT Male Lives Insured | Average Attained Age | NBR of Lives In-Force End of Year | NBR of Terminations | NBR of New Lives Insured |
|--|-----------------|----------------------------|-------------------------|------------------------|----------------------|-----------------------------------|---------------------|--------------------------|
| Company Name: Genworth Life Ins Co of NY | | Company Code: 72990 | | | | | | |
| Primarily 2002 and Prior Issue Years | | | | | | | | |
| 1. Current (Comprehensive) | 76,840 | 223,879 | 2002 | 39 | 80 | 24,096 | 1,081 | 0 |
| 2. Total Inception-to-Date (Comprehensive) | 1,939,599 | 2,057,937 | 2002 | 42 | | | | 53,431 |
| 3. Current (Institutional Only) | 1,134 | 5,019 | 1990 | 31 | 89 | 632 | 91 | 0 |
| 4. Total Inception-to-Date (Institutional Only) | 113,080 | 127,292 | 1990 | 45 | | | | 7,186 |
| 5. Current (Non-Institutional Only) | 0 | 0 | 0 | 0 | 0 | 0 | 0 | 0 |
| 6. Total Inception-to-Date (Non-Institutional Only) | 0 | 0 | 0 | 0 | | | | 0 |
| 7. Current (Grand Total) | 77,974 | 228,898 | 2002 | 38 | 80 | 24,728 | 1,172 | 0 |
| 8. Total Inception-to-Date (Grand Total) | 2,052,679 | 2,185,229 | 2002 | 42 | | | | 60,617 |
| Primarily 2003 to 2010 Issue Years | | | | | | | | |
| 9. Current (Comprehensive) | 103,070 | 81,146 | 2004 | 42 | 73 | 30,437 | 461 | 0 |
| 10. Total Inception-to-Date (Comprehensive) | 1,445,500 | 401,679 | 2004 | 43 | | | | 39,000 |
| 11. Current (Institutional Only) | 6 | 0 | 2004 | 50 | 77 | 2 | 0 | 0 |
| 12. Total Inception-to-Date (Institutional Only) | 68 | 0 | 2004 | 67 | | | | 3 |
| 13. Current (Non-Institutional Only) | 0 | 0 | 0 | 0 | 0 | 0 | 0 | 0 |
| 14. Total Inception-to-Date (Non-Institutional Only) | 0 | 0 | 0 | 0 | | | | 0 |
| 15. Current (Grand Total) | 103,076 | 81,146 | 2004 | 42 | 73 | 30,439 | 461 | 0 |
| 16. Total Inception-to-Date (Grand Total) | 1,445,568 | 401,679 | 2004 | 43 | | | | 39,003 |
| Primarily 2011 and Later Issue Years | | | | | | | | |
| 17. Current (Comprehensive) | 44,966 | 5,363 | 2014 | 45 | 66 | 13,547 | 123 | 13 |
| 18. Total Inception-to-Date (Comprehensive) | 358,255 | 16,743 | 2014 | 45 | | | | 14,984 |
| 19. Current (Institutional Only) | 0 | 0 | 0 | 0 | 0 | 0 | 0 | 0 |
| 20. Total Inception-to-Date (Institutional Only) | 0 | 0 | 0 | 0 | | | | 0 |
| 21. Current (Non-Institutional Only) | 0 | 0 | 0 | 0 | 0 | 0 | 0 | 0 |
| 22. Total Inception-to-Date (Non-Institutional Only) | 0 | 0 | 0 | 0 | | | | 0 |
| 23. Current (Grand Total) | 44,966 | 5,363 | 2014 | 45 | 66 | 13,547 | 123 | 13 |
| 24. Total Inception-to-Date (Grand Total) | 358,255 | 16,743 | 2014 | 45 | | | | 14,984 |

CAUTION: The information contained on this page is unaudited and not a complete analysis nor is it an expression of opinion on any insurer. This page may contain inadvertent errors.

2021 LONG-TERM CARE INSURANCE EXPERIENCE REPORTING FORM 2
By COMPANY NAME

| Row Description | Premiums Earned | Incurred Claims | Cal Year of Peak Issues | PCT Male Lives Insured | Average Attained Age | NBR of Lives In-Force End of Year | NBR of Terminations | NBR of New Lives Insured |
|--|-----------------|----------------------------|-------------------------|------------------------|----------------------|-----------------------------------|---------------------|--------------------------|
| Company Name: Georgia Assur Inc | | Company Code: 16565 | | | | | | |
| Primarily 2002 and Prior Issue Years | | | | | | | | |
| 1. Current (Comprehensive) | 0 | 0 | 0 | 0 | 0 | 0 | 0 | 0 |
| 2. Total Inception-to-Date (Comprehensive) | 0 | 0 | 0 | 0 | | | | 0 |
| 3. Current (Institutional Only) | 0 | 0 | 0 | 0 | 0 | 0 | 0 | 0 |
| 4. Total Inception-to-Date (Institutional Only) | 0 | 0 | 0 | 0 | | | | 0 |
| 5. Current (Non-Institutional Only) | 0 | 0 | 0 | 0 | 0 | 0 | 0 | 0 |
| 6. Total Inception-to-Date (Non-Institutional Only) | 0 | 0 | 0 | 0 | | | | 0 |
| 7. Current (Grand Total) | 0 | 0 | 0 | 0 | 0 | 0 | 0 | 0 |
| 8. Total Inception-to-Date (Grand Total) | 0 | 0 | 0 | 0 | | | | 0 |
| Primarily 2003 to 2010 Issue Years | | | | | | | | |
| 9. Current (Comprehensive) | 0 | 0 | 0 | 0 | 0 | 0 | 0 | 0 |
| 10. Total Inception-to-Date (Comprehensive) | 0 | 0 | 0 | 0 | | | | 0 |
| 11. Current (Institutional Only) | 0 | 0 | 0 | 0 | 0 | 0 | 0 | 0 |
| 12. Total Inception-to-Date (Institutional Only) | 0 | 0 | 0 | 0 | | | | 0 |
| 13. Current (Non-Institutional Only) | 0 | 0 | 0 | 0 | 0 | 0 | 0 | 0 |
| 14. Total Inception-to-Date (Non-Institutional Only) | 0 | 0 | 0 | 0 | | | | 0 |
| 15. Current (Grand Total) | 0 | 0 | 0 | 0 | 0 | 0 | 0 | 0 |
| 16. Total Inception-to-Date (Grand Total) | 0 | 0 | 0 | 0 | | | | 0 |
| Primarily 2011 and Later Issue Years | | | | | | | | |
| 17. Current (Comprehensive) | 0 | 0 | 0 | 0 | 0 | 0 | 0 | 0 |
| 18. Total Inception-to-Date (Comprehensive) | 0 | 0 | 0 | 0 | | | | 0 |
| 19. Current (Institutional Only) | 0 | 0 | 0 | 0 | 0 | 0 | 0 | 0 |
| 20. Total Inception-to-Date (Institutional Only) | 0 | 0 | 0 | 0 | | | | 0 |
| 21. Current (Non-Institutional Only) | 0 | 0 | 0 | 0 | 0 | 0 | 0 | 0 |
| 22. Total Inception-to-Date (Non-Institutional Only) | 0 | 0 | 0 | 0 | | | | 0 |
| 23. Current (Grand Total) | 0 | 0 | 0 | 0 | 0 | 0 | 0 | 0 |
| 24. Total Inception-to-Date (Grand Total) | 0 | 0 | 0 | 0 | | | | 0 |

CAUTION: The information contained on this page is unaudited and not a complete analysis nor is it an expression of opinion on any insurer. This page may contain inadvertent errors.

2021 LONG-TERM CARE INSURANCE EXPERIENCE REPORTING FORM 2
By COMPANY NAME

| Row Description | Premiums Earned | Incurred Claims | Cal Year of Peak Issues | PCT Male Lives Insured | Average Attained Age | NBR of Lives In-Force End of Year | NBR of Terminations | NBR of New Lives Insured |
|--|-----------------|----------------------------|-------------------------|------------------------|----------------------|-----------------------------------|---------------------|--------------------------|
| Company Name: Gerber Life Ins Co | | Company Code: 70939 | | | | | | |
| Primarily 2002 and Prior Issue Years | | | | | | | | |
| 1. Current (Comprehensive) | 0 | 0 | 0 | 0 | 0 | 0 | 0 | 0 |
| 2. Total Inception-to-Date (Comprehensive) | 0 | 0 | 0 | 0 | | | | 0 |
| 3. Current (Institutional Only) | 0 | -9 | 0 | 0 | 0 | 10 | 0 | 0 |
| 4. Total Inception-to-Date (Institutional Only) | 15,785 | 8,496 | 1989 | 0 | | | | 0 |
| 5. Current (Non-Institutional Only) | 10 | 28 | 0 | 0 | 0 | 5 | 1 | 0 |
| 6. Total Inception-to-Date (Non-Institutional Only) | 8,955 | 10,770 | 1991 | 0 | | | | 0 |
| 7. Current (Grand Total) | 10 | 19 | 0 | 0 | 0 | 15 | 1 | 0 |
| 8. Total Inception-to-Date (Grand Total) | 24,740 | 19,266 | 0 | 0 | | | | 0 |
| Primarily 2003 to 2010 Issue Years | | | | | | | | |
| 9. Current (Comprehensive) | 0 | 0 | 0 | 0 | 0 | 0 | 0 | 0 |
| 10. Total Inception-to-Date (Comprehensive) | 0 | 0 | 0 | 0 | | | | 0 |
| 11. Current (Institutional Only) | 0 | 0 | 0 | 0 | 0 | 0 | 0 | 0 |
| 12. Total Inception-to-Date (Institutional Only) | 0 | 0 | 0 | 0 | | | | 0 |
| 13. Current (Non-Institutional Only) | 0 | 0 | 0 | 0 | 0 | 0 | 0 | 0 |
| 14. Total Inception-to-Date (Non-Institutional Only) | 0 | 0 | 0 | 0 | | | | 0 |
| 15. Current (Grand Total) | 0 | 0 | 0 | 0 | 0 | 0 | 0 | 0 |
| 16. Total Inception-to-Date (Grand Total) | 0 | 0 | 0 | 0 | | | | 0 |
| Primarily 2011 and Later Issue Years | | | | | | | | |
| 17. Current (Comprehensive) | 0 | 0 | 0 | 0 | 0 | 0 | 0 | 0 |
| 18. Total Inception-to-Date (Comprehensive) | 0 | 0 | 0 | 0 | | | | 0 |
| 19. Current (Institutional Only) | 0 | 0 | 0 | 0 | 0 | 0 | 0 | 0 |
| 20. Total Inception-to-Date (Institutional Only) | 0 | 0 | 0 | 0 | | | | 0 |
| 21. Current (Non-Institutional Only) | 0 | 0 | 0 | 0 | 0 | 0 | 0 | 0 |
| 22. Total Inception-to-Date (Non-Institutional Only) | 0 | 0 | 0 | 0 | | | | 0 |
| 23. Current (Grand Total) | 0 | 0 | 0 | 0 | 0 | 0 | 0 | 0 |
| 24. Total Inception-to-Date (Grand Total) | 0 | 0 | 0 | 0 | | | | 0 |

CAUTION: The information contained on this page is unaudited and not a complete analysis nor is it an expression of opinion on any insurer. This page may contain inadvertent errors.

2021 LONG-TERM CARE INSURANCE EXPERIENCE REPORTING FORM 2
By COMPANY NAME

| Row Description | Premiums Earned | Incurred Claims | Cal Year of Peak Issues | PCT Male Lives Insured | Average Attained Age | NBR of Lives In-Force End of Year | NBR of Terminations | NBR of New Lives Insured |
|--|-----------------|----------------------------|-------------------------|------------------------|----------------------|-----------------------------------|---------------------|--------------------------|
| Company Name: Globe Life Ins Co of NY | | Company Code: 74101 | | | | | | |
| Primarily 2002 and Prior Issue Years | | | | | | | | |
| 1. Current (Comprehensive) | 8 | 84 | 1989 | 20 | 90 | 10 | 4 | 0 |
| 2. Total Inception-to-Date (Comprehensive) | 7,901 | 5,150 | 1990 | 33 | | | | 1,629 |
| 3. Current (Institutional Only) | 0 | 0 | 0 | 0 | 0 | 0 | 0 | 0 |
| 4. Total Inception-to-Date (Institutional Only) | 0 | 0 | 0 | 0 | | | | 0 |
| 5. Current (Non-Institutional Only) | 0 | 0 | 0 | 0 | 0 | 0 | 0 | 0 |
| 6. Total Inception-to-Date (Non-Institutional Only) | 0 | 0 | 0 | 0 | | | | 0 |
| 7. Current (Grand Total) | 8 | 84 | 1989 | 20 | 90 | 10 | 4 | 0 |
| 8. Total Inception-to-Date (Grand Total) | 7,901 | 5,150 | 1990 | 33 | | | | 1,629 |
| Primarily 2003 to 2010 Issue Years | | | | | | | | |
| 9. Current (Comprehensive) | 0 | 0 | 0 | 0 | 0 | 0 | 0 | 0 |
| 10. Total Inception-to-Date (Comprehensive) | 0 | 0 | 0 | 0 | | | | 0 |
| 11. Current (Institutional Only) | 0 | 0 | 0 | 0 | 0 | 0 | 0 | 0 |
| 12. Total Inception-to-Date (Institutional Only) | 0 | 0 | 0 | 0 | | | | 0 |
| 13. Current (Non-Institutional Only) | 0 | 0 | 0 | 0 | 0 | 0 | 0 | 0 |
| 14. Total Inception-to-Date (Non-Institutional Only) | 0 | 0 | 0 | 0 | | | | 0 |
| 15. Current (Grand Total) | 0 | 0 | 0 | 0 | 0 | 0 | 0 | 0 |
| 16. Total Inception-to-Date (Grand Total) | 0 | 0 | 0 | 0 | | | | 0 |
| Primarily 2011 and Later Issue Years | | | | | | | | |
| 17. Current (Comprehensive) | 0 | 0 | 0 | 0 | 0 | 0 | 0 | 0 |
| 18. Total Inception-to-Date (Comprehensive) | 0 | 0 | 0 | 0 | | | | 0 |
| 19. Current (Institutional Only) | 0 | 0 | 0 | 0 | 0 | 0 | 0 | 0 |
| 20. Total Inception-to-Date (Institutional Only) | 0 | 0 | 0 | 0 | | | | 0 |
| 21. Current (Non-Institutional Only) | 0 | 0 | 0 | 0 | 0 | 0 | 0 | 0 |
| 22. Total Inception-to-Date (Non-Institutional Only) | 0 | 0 | 0 | 0 | | | | 0 |
| 23. Current (Grand Total) | 0 | 0 | 0 | 0 | 0 | 0 | 0 | 0 |
| 24. Total Inception-to-Date (Grand Total) | 0 | 0 | 0 | 0 | | | | 0 |

CAUTION: The information contained on this page is unaudited and not a complete analysis nor is it an expression of opinion on any insurer. This page may contain inadvertent errors.

2021 LONG-TERM CARE INSURANCE EXPERIENCE REPORTING FORM 2
By COMPANY NAME

| Row Description | Premiums Earned | Incurred Claims | Cal Year of Peak Issues | PCT Male Lives Insured | Average Attained Age | NBR of Lives In-Force End of Year | NBR of Terminations | NBR of New Lives Insured |
|--|-----------------|----------------------------|-------------------------|------------------------|----------------------|-----------------------------------|---------------------|--------------------------|
| Company Name: GloriFi Recip Ins Exch | | Company Code: 17186 | | | | | | |
| Primarily 2002 and Prior Issue Years | | | | | | | | |
| 1. Current (Comprehensive) | 0 | 0 | 0 | 0 | 0 | 0 | 0 | 0 |
| 2. Total Inception-to-Date (Comprehensive) | 0 | 0 | 0 | 0 | | | | 0 |
| 3. Current (Institutional Only) | 0 | 0 | 0 | 0 | 0 | 0 | 0 | 0 |
| 4. Total Inception-to-Date (Institutional Only) | 0 | 0 | 0 | 0 | | | | 0 |
| 5. Current (Non-Institutional Only) | 0 | 0 | 0 | 0 | 0 | 0 | 0 | 0 |
| 6. Total Inception-to-Date (Non-Institutional Only) | 0 | 0 | 0 | 0 | | | | 0 |
| 7. Current (Grand Total) | 0 | 0 | 0 | 0 | 0 | 0 | 0 | 0 |
| 8. Total Inception-to-Date (Grand Total) | 0 | 0 | 0 | 0 | | | | 0 |
| Primarily 2003 to 2010 Issue Years | | | | | | | | |
| 9. Current (Comprehensive) | 0 | 0 | 0 | 0 | 0 | 0 | 0 | 0 |
| 10. Total Inception-to-Date (Comprehensive) | 0 | 0 | 0 | 0 | | | | 0 |
| 11. Current (Institutional Only) | 0 | 0 | 0 | 0 | 0 | 0 | 0 | 0 |
| 12. Total Inception-to-Date (Institutional Only) | 0 | 0 | 0 | 0 | | | | 0 |
| 13. Current (Non-Institutional Only) | 0 | 0 | 0 | 0 | 0 | 0 | 0 | 0 |
| 14. Total Inception-to-Date (Non-Institutional Only) | 0 | 0 | 0 | 0 | | | | 0 |
| 15. Current (Grand Total) | 0 | 0 | 0 | 0 | 0 | 0 | 0 | 0 |
| 16. Total Inception-to-Date (Grand Total) | 0 | 0 | 0 | 0 | | | | 0 |
| Primarily 2011 and Later Issue Years | | | | | | | | |
| 17. Current (Comprehensive) | 0 | 0 | 0 | 0 | 0 | 0 | 0 | 0 |
| 18. Total Inception-to-Date (Comprehensive) | 0 | 0 | 0 | 0 | | | | 0 |
| 19. Current (Institutional Only) | 0 | 0 | 0 | 0 | 0 | 0 | 0 | 0 |
| 20. Total Inception-to-Date (Institutional Only) | 0 | 0 | 0 | 0 | | | | 0 |
| 21. Current (Non-Institutional Only) | 0 | 0 | 0 | 0 | 0 | 0 | 0 | 0 |
| 22. Total Inception-to-Date (Non-Institutional Only) | 0 | 0 | 0 | 0 | | | | 0 |
| 23. Current (Grand Total) | 0 | 0 | 0 | 0 | 0 | 0 | 0 | 0 |
| 24. Total Inception-to-Date (Grand Total) | 0 | 0 | 0 | 0 | | | | 0 |

CAUTION: The information contained on this page is unaudited and not a complete analysis nor is it an expression of opinion on any insurer. This page may contain inadvertent errors.

2021 LONG-TERM CARE INSURANCE EXPERIENCE REPORTING FORM 2
By COMPANY NAME

| Row Description | Premiums Earned | Incurred Claims | Cal Year of Peak Issues | PCT Male Lives Insured | Average Attained Age | NBR of Lives In-Force End of Year | NBR of Terminations | NBR of New Lives Insured |
|--|-----------------|----------------------------|-------------------------|------------------------|----------------------|-----------------------------------|---------------------|--------------------------|
| Company Name: Golden Rule Ins Co | | Company Code: 62286 | | | | | | |
| Primarily 2002 and Prior Issue Years | | | | | | | | |
| 1. Current (Comprehensive) | 0 | 0 | 0 | 0 | 0 | 0 | 0 | 0 |
| 2. Total Inception-to-Date (Comprehensive) | 0 | 0 | 0 | 0 | | | | 0 |
| 3. Current (Institutional Only) | 0 | 0 | 0 | 0 | 0 | 0 | 0 | 0 |
| 4. Total Inception-to-Date (Institutional Only) | 0 | 0 | 0 | 0 | | | | 0 |
| 5. Current (Non-Institutional Only) | 0 | 0 | 0 | 0 | 0 | 0 | 0 | 0 |
| 6. Total Inception-to-Date (Non-Institutional Only) | 0 | 0 | 0 | 0 | | | | 0 |
| 7. Current (Grand Total) | 0 | 0 | 0 | 0 | 0 | 0 | 0 | 0 |
| 8. Total Inception-to-Date (Grand Total) | 0 | 0 | 0 | 0 | | | | 0 |
| Primarily 2003 to 2010 Issue Years | | | | | | | | |
| 9. Current (Comprehensive) | 0 | 0 | 2003 | 1 | 74 | 15 | 0 | 0 |
| 10. Total Inception-to-Date (Comprehensive) | 913,165 | 218,750 | 2003 | 1 | | | | 0 |
| 11. Current (Institutional Only) | 0 | 0 | 0 | 0 | 0 | 0 | 0 | 0 |
| 12. Total Inception-to-Date (Institutional Only) | 0 | 0 | 0 | 0 | | | | 0 |
| 13. Current (Non-Institutional Only) | 0 | 0 | 0 | 0 | 0 | 0 | 0 | 0 |
| 14. Total Inception-to-Date (Non-Institutional Only) | 0 | 0 | 0 | 0 | | | | 0 |
| 15. Current (Grand Total) | 0 | 0 | 2003 | 1 | 74 | 15 | 0 | 0 |
| 16. Total Inception-to-Date (Grand Total) | 913,165 | 218,750 | 2003 | 1 | | | | 0 |
| Primarily 2011 and Later Issue Years | | | | | | | | |
| 17. Current (Comprehensive) | 0 | 0 | 0 | 0 | 0 | 0 | 0 | 0 |
| 18. Total Inception-to-Date (Comprehensive) | 0 | 0 | 0 | 0 | | | | 0 |
| 19. Current (Institutional Only) | 0 | 0 | 0 | 0 | 0 | 0 | 0 | 0 |
| 20. Total Inception-to-Date (Institutional Only) | 0 | 0 | 0 | 0 | | | | 0 |
| 21. Current (Non-Institutional Only) | 0 | 0 | 0 | 0 | 0 | 0 | 0 | 0 |
| 22. Total Inception-to-Date (Non-Institutional Only) | 0 | 0 | 0 | 0 | | | | 0 |
| 23. Current (Grand Total) | 0 | 0 | 0 | 0 | 0 | 0 | 0 | 0 |
| 24. Total Inception-to-Date (Grand Total) | 0 | 0 | 0 | 0 | | | | 0 |

CAUTION: The information contained on this page is unaudited and not a complete analysis nor is it an expression of opinion on any insurer. This page may contain inadvertent errors.

2021 LONG-TERM CARE INSURANCE EXPERIENCE REPORTING FORM 2
By COMPANY NAME

| Row Description | Premiums Earned | Incurred Claims | Cal Year of Peak Issues | PCT Male Lives Insured | Average Attained Age | NBR of Lives In-Force End of Year | NBR of Terminations | NBR of New Lives Insured |
|--|-----------------|----------------------------|-------------------------|------------------------|----------------------|-----------------------------------|---------------------|--------------------------|
| Company Name: Great Amer Life Ins Co | | Company Code: 63312 | | | | | | |
| Primarily 2002 and Prior Issue Years | | | | | | | | |
| 1. Current (Comprehensive) | 601 | 842 | 2002 | 42 | 78 | 267 | 14 | 0 |
| 2. Total Inception-to-Date (Comprehensive) | 40,160 | 17,395 | 2002 | 46 | | | | 784 |
| 3. Current (Institutional Only) | 0 | 0 | 0 | 0 | 0 | 0 | 0 | 0 |
| 4. Total Inception-to-Date (Institutional Only) | 0 | 0 | 0 | 0 | | | | 0 |
| 5. Current (Non-Institutional Only) | 0 | 0 | 0 | 0 | 0 | 0 | 0 | 0 |
| 6. Total Inception-to-Date (Non-Institutional Only) | 0 | 0 | 0 | 0 | | | | 0 |
| 7. Current (Grand Total) | 601 | 842 | 2002 | 42 | 78 | 267 | 14 | 0 |
| 8. Total Inception-to-Date (Grand Total) | 40,160 | 17,395 | 2002 | 46 | | | | 784 |
| Primarily 2003 to 2010 Issue Years | | | | | | | | |
| 9. Current (Comprehensive) | 2,081 | 2,285 | 2008 | 42 | 74 | 997 | 28 | 0 |
| 10. Total Inception-to-Date (Comprehensive) | 214,840 | 28,855 | 2007 | 44 | | | | 5,747 |
| 11. Current (Institutional Only) | 0 | 0 | 0 | 0 | 0 | 0 | 0 | 0 |
| 12. Total Inception-to-Date (Institutional Only) | 0 | 0 | 0 | 0 | | | | 0 |
| 13. Current (Non-Institutional Only) | 0 | 0 | 0 | 0 | 0 | 0 | 0 | 0 |
| 14. Total Inception-to-Date (Non-Institutional Only) | 0 | 0 | 0 | 0 | | | | 0 |
| 15. Current (Grand Total) | 2,081 | 2,285 | 2008 | 42 | 74 | 997 | 28 | 0 |
| 16. Total Inception-to-Date (Grand Total) | 214,840 | 28,855 | 2007 | 44 | | | | 5,747 |
| Primarily 2011 and Later Issue Years | | | | | | | | |
| 17. Current (Comprehensive) | 0 | 0 | 0 | 0 | 0 | 0 | 0 | 0 |
| 18. Total Inception-to-Date (Comprehensive) | 0 | 0 | 0 | 0 | | | | 0 |
| 19. Current (Institutional Only) | 0 | 0 | 0 | 0 | 0 | 0 | 0 | 0 |
| 20. Total Inception-to-Date (Institutional Only) | 0 | 0 | 0 | 0 | | | | 0 |
| 21. Current (Non-Institutional Only) | 0 | 0 | 0 | 0 | 0 | 0 | 0 | 0 |
| 22. Total Inception-to-Date (Non-Institutional Only) | 0 | 0 | 0 | 0 | | | | 0 |
| 23. Current (Grand Total) | 0 | 0 | 0 | 0 | 0 | 0 | 0 | 0 |
| 24. Total Inception-to-Date (Grand Total) | 0 | 0 | 0 | 0 | | | | 0 |

CAUTION: The information contained on this page is unaudited and not a complete analysis nor is it an expression of opinion on any insurer. This page may contain inadvertent errors.

2021 LONG-TERM CARE INSURANCE EXPERIENCE REPORTING FORM 2
By COMPANY NAME

| Row Description | Premiums Earned | Incurred Claims | Cal Year of Peak Issues | PCT Male Lives Insured | Average Attained Age | NBR of Lives In-Force End of Year | NBR of Terminations | NBR of New Lives Insured |
|--|-----------------|----------------------------|-------------------------|------------------------|----------------------|-----------------------------------|---------------------|--------------------------|
| Company Name: Group Hlth Coop of Eau Claire | | Company Code: 95192 | | | | | | |
| Primarily 2002 and Prior Issue Years | | | | | | | | |
| 1. Current (Comprehensive) | 0 | 0 | 0 | 0 | 0 | 0 | 0 | 0 |
| 2. Total Inception-to-Date (Comprehensive) | 0 | 0 | 0 | 0 | | | | 0 |
| 3. Current (Institutional Only) | 0 | 0 | 0 | 0 | 0 | 0 | 0 | 0 |
| 4. Total Inception-to-Date (Institutional Only) | 0 | 0 | 0 | 0 | | | | 0 |
| 5. Current (Non-Institutional Only) | 0 | 0 | 0 | 0 | 0 | 0 | 0 | 0 |
| 6. Total Inception-to-Date (Non-Institutional Only) | 0 | 0 | 0 | 0 | | | | 0 |
| 7. Current (Grand Total) | 0 | 0 | 0 | 0 | 0 | 0 | 0 | 0 |
| 8. Total Inception-to-Date (Grand Total) | 0 | 0 | 0 | 0 | | | | 0 |
| Primarily 2003 to 2010 Issue Years | | | | | | | | |
| 9. Current (Comprehensive) | 0 | 0 | 0 | 0 | 0 | 0 | 0 | 0 |
| 10. Total Inception-to-Date (Comprehensive) | 0 | 0 | 0 | 0 | | | | 0 |
| 11. Current (Institutional Only) | 0 | 0 | 0 | 0 | 0 | 0 | 0 | 0 |
| 12. Total Inception-to-Date (Institutional Only) | 0 | 0 | 0 | 0 | | | | 0 |
| 13. Current (Non-Institutional Only) | 0 | 0 | 0 | 0 | 0 | 0 | 0 | 0 |
| 14. Total Inception-to-Date (Non-Institutional Only) | 0 | 0 | 0 | 0 | | | | 0 |
| 15. Current (Grand Total) | 0 | 0 | 0 | 0 | 0 | 0 | 0 | 0 |
| 16. Total Inception-to-Date (Grand Total) | 0 | 0 | 0 | 0 | | | | 0 |
| Primarily 2011 and Later Issue Years | | | | | | | | |
| 17. Current (Comprehensive) | 0 | 0 | 0 | 0 | 0 | 0 | 0 | 0 |
| 18. Total Inception-to-Date (Comprehensive) | 0 | 0 | 0 | 0 | | | | 0 |
| 19. Current (Institutional Only) | 0 | 0 | 0 | 0 | 0 | 0 | 0 | 0 |
| 20. Total Inception-to-Date (Institutional Only) | 0 | 0 | 0 | 0 | | | | 0 |
| 21. Current (Non-Institutional Only) | 0 | 0 | 0 | 0 | 0 | 0 | 0 | 0 |
| 22. Total Inception-to-Date (Non-Institutional Only) | 0 | 0 | 0 | 0 | | | | 0 |
| 23. Current (Grand Total) | 0 | 0 | 0 | 0 | 0 | 0 | 0 | 0 |
| 24. Total Inception-to-Date (Grand Total) | 0 | 0 | 0 | 0 | | | | 0 |

CAUTION: The information contained on this page is unaudited and not a complete analysis nor is it an expression of opinion on any insurer. This page may contain inadvertent errors.

2021 LONG-TERM CARE INSURANCE EXPERIENCE REPORTING FORM 2
By COMPANY NAME

| Row Description | Premiums Earned | Incurred Claims | Cal Year of Peak Issues | PCT Male Lives Insured | Average Attained Age | NBR of Lives In-Force End of Year | NBR of Terminations | NBR of New Lives Insured |
|---|-----------------|----------------------------|-------------------------|------------------------|----------------------|-----------------------------------|---------------------|--------------------------|
| Company Name: Group Hospitalization & Med Svcs | | Company Code: 53007 | | | | | | |
| Primarily 2002 and Prior Issue Years | | | | | | | | |
| 1. Current (Comprehensive) | 16 | 212 | 1998 | 29 | 73 | 34 | 2 | 0 |
| 2. Total Inception-to-Date (Comprehensive) | 3,223 | 3,391 | 1998 | 29 | | | | 485 |
| 3. Current (Institutional Only) | 0 | 0 | 0 | 0 | 0 | 0 | 0 | 0 |
| 4. Total Inception-to-Date (Institutional Only) | 0 | 0 | 0 | 0 | | | | 0 |
| 5. Current (Non-Institutional Only) | 0 | 0 | 0 | 0 | 0 | 0 | 0 | 0 |
| 6. Total Inception-to-Date (Non-Institutional Only) | 0 | 0 | 0 | 0 | | | | 0 |
| 7. Current (Grand Total) | 16 | 212 | 1998 | 29 | 73 | 34 | 2 | 0 |
| 8. Total Inception-to-Date (Grand Total) | 3,223 | 3,391 | 1998 | 29 | | | | 485 |
| Primarily 2003 to 2010 Issue Years | | | | | | | | |
| 9. Current (Comprehensive) | 0 | 0 | 0 | 0 | 0 | 0 | 0 | 0 |
| 10. Total Inception-to-Date (Comprehensive) | 0 | 0 | 0 | 0 | | | | 0 |
| 11. Current (Institutional Only) | 0 | 0 | 0 | 0 | 0 | 0 | 0 | 0 |
| 12. Total Inception-to-Date (Institutional Only) | 0 | 0 | 0 | 0 | | | | 0 |
| 13. Current (Non-Institutional Only) | 0 | 0 | 0 | 0 | 0 | 0 | 0 | 0 |
| 14. Total Inception-to-Date (Non-Institutional Only) | 0 | 0 | 0 | 0 | | | | 0 |
| 15. Current (Grand Total) | 0 | 0 | 0 | 0 | 0 | 0 | 0 | 0 |
| 16. Total Inception-to-Date (Grand Total) | 0 | 0 | 0 | 0 | | | | 0 |
| Primarily 2011 and Later Issue Years | | | | | | | | |
| 17. Current (Comprehensive) | 0 | 0 | 0 | 0 | 0 | 0 | 0 | 0 |
| 18. Total Inception-to-Date (Comprehensive) | 0 | 0 | 0 | 0 | | | | 0 |
| 19. Current (Institutional Only) | 0 | 0 | 0 | 0 | 0 | 0 | 0 | 0 |
| 20. Total Inception-to-Date (Institutional Only) | 0 | 0 | 0 | 0 | | | | 0 |
| 21. Current (Non-Institutional Only) | 0 | 0 | 0 | 0 | 0 | 0 | 0 | 0 |
| 22. Total Inception-to-Date (Non-Institutional Only) | 0 | 0 | 0 | 0 | | | | 0 |
| 23. Current (Grand Total) | 0 | 0 | 0 | 0 | 0 | 0 | 0 | 0 |
| 24. Total Inception-to-Date (Grand Total) | 0 | 0 | 0 | 0 | | | | 0 |

CAUTION: The information contained on this page is unaudited and not a complete analysis nor is it an expression of opinion on any insurer. This page may contain inadvertent errors.

2021 LONG-TERM CARE INSURANCE EXPERIENCE REPORTING FORM 2
By COMPANY NAME

| Row Description | Premiums Earned | Incurred Claims | Cal Year of Peak Issues | PCT Male Lives Insured | Average Attained Age | NBR of Lives In-Force End of Year | NBR of Terminations | NBR of New Lives Insured |
|--|-----------------|----------------------------|-------------------------|------------------------|----------------------|-----------------------------------|---------------------|--------------------------|
| Company Name: Guarantee Trust Life Ins Co | | Company Code: 64211 | | | | | | |
| Primarily 2002 and Prior Issue Years | | | | | | | | |
| 1. Current (Comprehensive) | 2,110 | 1,812 | 2003 | 39 | 77 | 1,144 | 77 | 0 |
| 2. Total Inception-to-Date (Comprehensive) | 58,257 | 19,102 | 2003 | 46 | | | | 2,533 |
| 3. Current (Institutional Only) | 1,071 | 669 | 2003 | 36 | 82 | 750 | 88 | 0 |
| 4. Total Inception-to-Date (Institutional Only) | 30,175 | 21,805 | 2003 | 44 | | | | 1,637 |
| 5. Current (Non-Institutional Only) | 422 | 581 | 2002 | 29 | 88 | 292 | 40 | 0 |
| 6. Total Inception-to-Date (Non-Institutional Only) | 21,601 | 56,647 | 2002 | 35 | | | | 2,149 |
| 7. Current (Grand Total) | 3,603 | 3,062 | 2003 | 36 | 81 | 2,186 | 205 | 0 |
| 8. Total Inception-to-Date (Grand Total) | 110,033 | 97,554 | 2003 | 43 | | | | 6,319 |
| Primarily 2003 to 2010 Issue Years | | | | | | | | |
| 9. Current (Comprehensive) | 15,401 | 7,539 | 2008 | 50 | 67 | 9,571 | 218 | 0 |
| 10. Total Inception-to-Date (Comprehensive) | 261,430 | 83,303 | 2007 | 51 | | | | 32,741 |
| 11. Current (Institutional Only) | 5,898 | 6,000 | 2008 | 44 | 76 | 3,778 | 208 | 0 |
| 12. Total Inception-to-Date (Institutional Only) | 107,427 | 79,730 | 2004 | 49 | | | | 21,049 |
| 13. Current (Non-Institutional Only) | 31 | -273 | 2004 | 34 | 84 | 32 | 2 | 0 |
| 14. Total Inception-to-Date (Non-Institutional Only) | 2,878 | 7,264 | 2004 | 38 | | | | 755 |
| 15. Current (Grand Total) | 21,330 | 13,266 | 2008 | 48 | 69 | 13,381 | 428 | 0 |
| 16. Total Inception-to-Date (Grand Total) | 371,735 | 170,297 | 2007 | 50 | | | | 54,545 |
| Primarily 2011 and Later Issue Years | | | | | | | | |
| 17. Current (Comprehensive) | 4,187 | 765 | 2012 | 51 | 63 | 303 | 6 | 0 |
| 18. Total Inception-to-Date (Comprehensive) | 9,326 | 2,347 | 2012 | 49 | | | | 1,562 |
| 19. Current (Institutional Only) | 1,897 | 467 | 2012 | 49 | 71 | 312 | 10 | 0 |
| 20. Total Inception-to-Date (Institutional Only) | 6,584 | 3,870 | 2012 | 50 | | | | 1,653 |
| 21. Current (Non-Institutional Only) | 0 | 0 | 0 | 0 | 0 | 0 | 0 | 0 |
| 22. Total Inception-to-Date (Non-Institutional Only) | 0 | 0 | 0 | 0 | | | | 0 |
| 23. Current (Grand Total) | 6,084 | 1,232 | 2012 | 50 | 67 | 615 | 16 | 0 |
| 24. Total Inception-to-Date (Grand Total) | 15,910 | 6,217 | 2012 | 49 | | | | 3,215 |

CAUTION: The information contained on this page is unaudited and not a complete analysis nor is it an expression of opinion on any insurer. This page may contain inadvertent errors.

2021 LONG-TERM CARE INSURANCE EXPERIENCE REPORTING FORM 2
By COMPANY NAME

| Row Description | Premiums Earned | Incurred Claims | Cal Year of Peak Issues | PCT Male Lives Insured | Average Attained Age | NBR of Lives In-Force End of Year | NBR of Terminations | NBR of New Lives Insured |
|--|-----------------|----------------------------|-------------------------|------------------------|----------------------|-----------------------------------|---------------------|--------------------------|
| Company Name: Guaranty Income Life Ins Co | | Company Code: 64238 | | | | | | |
| Primarily 2002 and Prior Issue Years | | | | | | | | |
| 1. Current (Comprehensive) | 0 | 0 | 0 | 0 | 0 | 0 | 0 | 0 |
| 2. Total Inception-to-Date (Comprehensive) | 0 | 0 | 0 | 0 | | | | 0 |
| 3. Current (Institutional Only) | 0 | 0 | 0 | 0 | 0 | 0 | 0 | 0 |
| 4. Total Inception-to-Date (Institutional Only) | 0 | 0 | 0 | 0 | | | | 0 |
| 5. Current (Non-Institutional Only) | 0 | 0 | 0 | 0 | 0 | 0 | 0 | 0 |
| 6. Total Inception-to-Date (Non-Institutional Only) | 0 | 0 | 0 | 0 | | | | 0 |
| 7. Current (Grand Total) | 0 | 0 | 0 | 0 | 0 | 0 | 0 | 0 |
| 8. Total Inception-to-Date (Grand Total) | 0 | 0 | 0 | 0 | | | | 0 |
| Primarily 2003 to 2010 Issue Years | | | | | | | | |
| 9. Current (Comprehensive) | 0 | 0 | 0 | 0 | 0 | 0 | 0 | 0 |
| 10. Total Inception-to-Date (Comprehensive) | 0 | 0 | 0 | 0 | | | | 0 |
| 11. Current (Institutional Only) | 0 | 0 | 0 | 0 | 0 | 0 | 0 | 0 |
| 12. Total Inception-to-Date (Institutional Only) | 0 | 0 | 0 | 0 | | | | 0 |
| 13. Current (Non-Institutional Only) | 0 | 0 | 0 | 0 | 0 | 0 | 0 | 0 |
| 14. Total Inception-to-Date (Non-Institutional Only) | 0 | 0 | 0 | 0 | | | | 0 |
| 15. Current (Grand Total) | 0 | 0 | 0 | 0 | 0 | 0 | 0 | 0 |
| 16. Total Inception-to-Date (Grand Total) | 0 | 0 | 0 | 0 | | | | 0 |
| Primarily 2011 and Later Issue Years | | | | | | | | |
| 17. Current (Comprehensive) | 0 | 0 | 0 | 0 | 0 | 0 | 0 | 0 |
| 18. Total Inception-to-Date (Comprehensive) | 0 | 0 | 0 | 0 | | | | 0 |
| 19. Current (Institutional Only) | 0 | 0 | 0 | 0 | 0 | 0 | 0 | 0 |
| 20. Total Inception-to-Date (Institutional Only) | 0 | 0 | 0 | 0 | | | | 0 |
| 21. Current (Non-Institutional Only) | 0 | 0 | 0 | 0 | 0 | 0 | 0 | 0 |
| 22. Total Inception-to-Date (Non-Institutional Only) | 0 | 0 | 0 | 0 | | | | 0 |
| 23. Current (Grand Total) | 0 | 0 | 0 | 0 | 0 | 0 | 0 | 0 |
| 24. Total Inception-to-Date (Grand Total) | 0 | 0 | 0 | 0 | | | | 0 |

CAUTION: The information contained on this page is unaudited and not a complete analysis nor is it an expression of opinion on any insurer. This page may contain inadvertent errors.

2021 LONG-TERM CARE INSURANCE EXPERIENCE REPORTING FORM 2
By COMPANY NAME

| Row Description | Premiums Earned | Incurred Claims | Cal Year of Peak Issues | PCT Male Lives Insured | Average Attained Age | NBR of Lives In-Force End of Year | NBR of Terminations | NBR of New Lives Insured |
|--|-----------------|----------------------------|-------------------------|------------------------|----------------------|-----------------------------------|---------------------|--------------------------|
| Company Name: Hamden Assurance RRG Inc | | Company Code: 13057 | | | | | | |
| Primarily 2002 and Prior Issue Years | | | | | | | | |
| 1. Current (Comprehensive) | 0 | 0 | 0 | 0 | 0 | 0 | 0 | 0 |
| 2. Total Inception-to-Date (Comprehensive) | 0 | 0 | 0 | 0 | | | | 0 |
| 3. Current (Institutional Only) | 0 | 0 | 0 | 0 | 0 | 0 | 0 | 0 |
| 4. Total Inception-to-Date (Institutional Only) | 0 | 0 | 0 | 0 | | | | 0 |
| 5. Current (Non-Institutional Only) | 0 | 0 | 0 | 0 | 0 | 0 | 0 | 0 |
| 6. Total Inception-to-Date (Non-Institutional Only) | 0 | 0 | 0 | 0 | | | | 0 |
| 7. Current (Grand Total) | 0 | 0 | 0 | 0 | 0 | 0 | 0 | 0 |
| 8. Total Inception-to-Date (Grand Total) | 0 | 0 | 0 | 0 | | | | 0 |
| Primarily 2003 to 2010 Issue Years | | | | | | | | |
| 9. Current (Comprehensive) | 0 | 0 | 0 | 0 | 0 | 0 | 0 | 0 |
| 10. Total Inception-to-Date (Comprehensive) | 0 | 0 | 0 | 0 | | | | 0 |
| 11. Current (Institutional Only) | 0 | 0 | 0 | 0 | 0 | 0 | 0 | 0 |
| 12. Total Inception-to-Date (Institutional Only) | 0 | 0 | 0 | 0 | | | | 0 |
| 13. Current (Non-Institutional Only) | 0 | 0 | 0 | 0 | 0 | 0 | 0 | 0 |
| 14. Total Inception-to-Date (Non-Institutional Only) | 0 | 0 | 0 | 0 | | | | 0 |
| 15. Current (Grand Total) | 0 | 0 | 0 | 0 | 0 | 0 | 0 | 0 |
| 16. Total Inception-to-Date (Grand Total) | 0 | 0 | 0 | 0 | | | | 0 |
| Primarily 2011 and Later Issue Years | | | | | | | | |
| 17. Current (Comprehensive) | 0 | 0 | 0 | 0 | 0 | 0 | 0 | 0 |
| 18. Total Inception-to-Date (Comprehensive) | 0 | 0 | 0 | 0 | | | | 0 |
| 19. Current (Institutional Only) | 0 | 0 | 0 | 0 | 0 | 0 | 0 | 0 |
| 20. Total Inception-to-Date (Institutional Only) | 0 | 0 | 0 | 0 | | | | 0 |
| 21. Current (Non-Institutional Only) | 0 | 0 | 0 | 0 | 0 | 0 | 0 | 0 |
| 22. Total Inception-to-Date (Non-Institutional Only) | 0 | 0 | 0 | 0 | | | | 0 |
| 23. Current (Grand Total) | 0 | 0 | 0 | 0 | 0 | 0 | 0 | 0 |
| 24. Total Inception-to-Date (Grand Total) | 0 | 0 | 0 | 0 | | | | 0 |

CAUTION: The information contained on this page is unaudited and not a complete analysis nor is it an expression of opinion on any insurer. This page may contain inadvertent errors.

2021 LONG-TERM CARE INSURANCE EXPERIENCE REPORTING FORM 2
By COMPANY NAME

| Row Description | Premiums Earned | Incurred Claims | Cal Year of Peak Issues | PCT Male Lives Insured | Average Attained Age | NBR of Lives In-Force End of Year | NBR of Terminations | NBR of New Lives Insured |
|---|-----------------|----------------------------|-------------------------|------------------------|----------------------|-----------------------------------|---------------------|--------------------------|
| Company Name: Health Care Serv Corp A Mut Legal Re | | Company Code: 70670 | | | | | | |
| Primarily 2002 and Prior Issue Years | | | | | | | | |
| 1. Current (Comprehensive) | 1,067 | 7,351 | 2000 | 0 | 84 | 764 | 75 | 0 |
| 2. Total Inception-to-Date (Comprehensive) | 48,366 | 72,594 | 2000 | 0 | | | | 2,235 |
| 3. Current (Institutional Only) | 82 | 533 | 2003 | 0 | 86 | 62 | 7 | 0 |
| 4. Total Inception-to-Date (Institutional Only) | 2,768 | 4,826 | 1999 | 0 | | | | 213 |
| 5. Current (Non-Institutional Only) | 0 | 0 | 0 | 0 | 0 | 0 | 0 | 0 |
| 6. Total Inception-to-Date (Non-Institutional Only) | 0 | 0 | 0 | 0 | | | | 0 |
| 7. Current (Grand Total) | 1,149 | 7,884 | 2000 | 0 | 84 | 826 | 82 | 0 |
| 8. Total Inception-to-Date (Grand Total) | 51,134 | 77,420 | 2000 | 0 | | | | 2,448 |
| Primarily 2003 to 2010 Issue Years | | | | | | | | |
| 9. Current (Comprehensive) | 486 | 811 | 2005 | 0 | 78 | 240 | 11 | 0 |
| 10. Total Inception-to-Date (Comprehensive) | 10,553 | 6,170 | 2005 | 0 | | | | 421 |
| 11. Current (Institutional Only) | 0 | 0 | 0 | 0 | 0 | 0 | 0 | 0 |
| 12. Total Inception-to-Date (Institutional Only) | 0 | 0 | 0 | 0 | | | | 0 |
| 13. Current (Non-Institutional Only) | 0 | 0 | 0 | 0 | 0 | 0 | 0 | 0 |
| 14. Total Inception-to-Date (Non-Institutional Only) | 0 | 0 | 0 | 0 | | | | 0 |
| 15. Current (Grand Total) | 486 | 811 | 2005 | 0 | 78 | 240 | 11 | 0 |
| 16. Total Inception-to-Date (Grand Total) | 10,553 | 6,170 | 2005 | 0 | | | | 421 |
| Primarily 2011 and Later Issue Years | | | | | | | | |
| 17. Current (Comprehensive) | 0 | 0 | 0 | 0 | 0 | 0 | 0 | 0 |
| 18. Total Inception-to-Date (Comprehensive) | 0 | 0 | 0 | 0 | | | | 0 |
| 19. Current (Institutional Only) | 0 | 0 | 0 | 0 | 0 | 0 | 0 | 0 |
| 20. Total Inception-to-Date (Institutional Only) | 0 | 0 | 0 | 0 | | | | 0 |
| 21. Current (Non-Institutional Only) | 0 | 0 | 0 | 0 | 0 | 0 | 0 | 0 |
| 22. Total Inception-to-Date (Non-Institutional Only) | 0 | 0 | 0 | 0 | | | | 0 |
| 23. Current (Grand Total) | 0 | 0 | 0 | 0 | 0 | 0 | 0 | 0 |
| 24. Total Inception-to-Date (Grand Total) | 0 | 0 | 0 | 0 | | | | 0 |

CAUTION: The information contained on this page is unaudited and not a complete analysis nor is it an expression of opinion on any insurer. This page may contain inadvertent errors.

2021 LONG-TERM CARE INSURANCE EXPERIENCE REPORTING FORM 2
By COMPANY NAME

| Row Description | Premiums Earned | Incurred Claims | Cal Year of Peak Issues | PCT Male Lives Insured | Average Attained Age | NBR of Lives In-Force End of Year | NBR of Terminations | NBR of New Lives Insured |
|--|-----------------|----------------------------|-------------------------|------------------------|----------------------|-----------------------------------|---------------------|--------------------------|
| Company Name: Healthy Alliance Life Ins Co | | Company Code: 78972 | | | | | | |
| Primarily 2002 and Prior Issue Years | | | | | | | | |
| 1. Current (Comprehensive) | 33 | 423 | 1992 | 26 | 88 | 38 | 4 | 0 |
| 2. Total Inception-to-Date (Comprehensive) | 3,483 | 5,612 | 1991 | 36 | | | | 171 |
| 3. Current (Institutional Only) | 0 | -1 | 0 | 0 | 0 | 0 | 1 | 0 |
| 4. Total Inception-to-Date (Institutional Only) | 301 | 848 | 1992 | 38 | | | | 16 |
| 5. Current (Non-Institutional Only) | 0 | 0 | 0 | 0 | 0 | 0 | 0 | 0 |
| 6. Total Inception-to-Date (Non-Institutional Only) | 0 | 0 | 0 | 0 | | | | 0 |
| 7. Current (Grand Total) | 33 | 422 | 1992 | 26 | 88 | 38 | 5 | 0 |
| 8. Total Inception-to-Date (Grand Total) | 3,784 | 6,460 | 1991 | 36 | | | | 187 |
| Primarily 2003 to 2010 Issue Years | | | | | | | | |
| 9. Current (Comprehensive) | 0 | 0 | 0 | 0 | 0 | 0 | 0 | 0 |
| 10. Total Inception-to-Date (Comprehensive) | 0 | 0 | 0 | 0 | | | | 0 |
| 11. Current (Institutional Only) | 0 | 0 | 0 | 0 | 0 | 0 | 0 | 0 |
| 12. Total Inception-to-Date (Institutional Only) | 0 | 0 | 0 | 0 | | | | 0 |
| 13. Current (Non-Institutional Only) | 0 | 0 | 0 | 0 | 0 | 0 | 0 | 0 |
| 14. Total Inception-to-Date (Non-Institutional Only) | 0 | 0 | 0 | 0 | | | | 0 |
| 15. Current (Grand Total) | 0 | 0 | 0 | 0 | 0 | 0 | 0 | 0 |
| 16. Total Inception-to-Date (Grand Total) | 0 | 0 | 0 | 0 | | | | 0 |
| Primarily 2011 and Later Issue Years | | | | | | | | |
| 17. Current (Comprehensive) | 0 | 0 | 0 | 0 | 0 | 0 | 0 | 0 |
| 18. Total Inception-to-Date (Comprehensive) | 0 | 0 | 0 | 0 | | | | 0 |
| 19. Current (Institutional Only) | 0 | 0 | 0 | 0 | 0 | 0 | 0 | 0 |
| 20. Total Inception-to-Date (Institutional Only) | 0 | 0 | 0 | 0 | | | | 0 |
| 21. Current (Non-Institutional Only) | 0 | 0 | 0 | 0 | 0 | 0 | 0 | 0 |
| 22. Total Inception-to-Date (Non-Institutional Only) | 0 | 0 | 0 | 0 | | | | 0 |
| 23. Current (Grand Total) | 0 | 0 | 0 | 0 | 0 | 0 | 0 | 0 |
| 24. Total Inception-to-Date (Grand Total) | 0 | 0 | 0 | 0 | | | | 0 |

CAUTION: The information contained on this page is unaudited and not a complete analysis nor is it an expression of opinion on any insurer. This page may contain inadvertent errors.

2021 LONG-TERM CARE INSURANCE EXPERIENCE REPORTING FORM 2
By COMPANY NAME

| Row Description | Premiums Earned | Incurred Claims | Cal Year of Peak Issues | PCT Male Lives Insured | Average Attained Age | NBR of Lives In-Force End of Year | NBR of Terminations | NBR of New Lives Insured |
|--|-----------------|----------------------------|-------------------------|------------------------|----------------------|-----------------------------------|---------------------|--------------------------|
| Company Name: Highmark BCBSD Inc | | Company Code: 53287 | | | | | | |
| Primarily 2002 and Prior Issue Years | | | | | | | | |
| 1. Current (Comprehensive) | 119 | 1,205 | 1996 | 25 | 89 | 97 | 9 | 0 |
| 2. Total Inception-to-Date (Comprehensive) | 14,855 | 10,758 | 1996 | 40 | | | | 786 |
| 3. Current (Institutional Only) | 32 | 113 | 1995 | 19 | 90 | 47 | 6 | 0 |
| 4. Total Inception-to-Date (Institutional Only) | 5,591 | 4,800 | 1995 | 39 | | | | 430 |
| 5. Current (Non-Institutional Only) | 0 | 0 | 0 | 0 | 0 | 0 | 0 | 0 |
| 6. Total Inception-to-Date (Non-Institutional Only) | 0 | 0 | 0 | 0 | | | | 0 |
| 7. Current (Grand Total) | 151 | 1,318 | 1996 | 23 | 89 | 144 | 15 | 0 |
| 8. Total Inception-to-Date (Grand Total) | 20,446 | 15,558 | 1996 | 40 | | | | 1,216 |
| Primarily 2003 to 2010 Issue Years | | | | | | | | |
| 9. Current (Comprehensive) | 0 | 0 | 0 | 0 | 0 | 0 | 0 | 0 |
| 10. Total Inception-to-Date (Comprehensive) | 0 | 0 | 0 | 0 | | | | 0 |
| 11. Current (Institutional Only) | 0 | 0 | 0 | 0 | 0 | 0 | 0 | 0 |
| 12. Total Inception-to-Date (Institutional Only) | 0 | 0 | 0 | 0 | | | | 0 |
| 13. Current (Non-Institutional Only) | 0 | 0 | 0 | 0 | 0 | 0 | 0 | 0 |
| 14. Total Inception-to-Date (Non-Institutional Only) | 0 | 0 | 0 | 0 | | | | 0 |
| 15. Current (Grand Total) | 0 | 0 | 0 | 0 | 0 | 0 | 0 | 0 |
| 16. Total Inception-to-Date (Grand Total) | 0 | 0 | 0 | 0 | | | | 0 |
| Primarily 2011 and Later Issue Years | | | | | | | | |
| 17. Current (Comprehensive) | 0 | 0 | 0 | 0 | 0 | 0 | 0 | 0 |
| 18. Total Inception-to-Date (Comprehensive) | 0 | 0 | 0 | 0 | | | | 0 |
| 19. Current (Institutional Only) | 0 | 0 | 0 | 0 | 0 | 0 | 0 | 0 |
| 20. Total Inception-to-Date (Institutional Only) | 0 | 0 | 0 | 0 | | | | 0 |
| 21. Current (Non-Institutional Only) | 0 | 0 | 0 | 0 | 0 | 0 | 0 | 0 |
| 22. Total Inception-to-Date (Non-Institutional Only) | 0 | 0 | 0 | 0 | | | | 0 |
| 23. Current (Grand Total) | 0 | 0 | 0 | 0 | 0 | 0 | 0 | 0 |
| 24. Total Inception-to-Date (Grand Total) | 0 | 0 | 0 | 0 | | | | 0 |

CAUTION: The information contained on this page is unaudited and not a complete analysis nor is it an expression of opinion on any insurer. This page may contain inadvertent errors.

2021 LONG-TERM CARE INSURANCE EXPERIENCE REPORTING FORM 2
By COMPANY NAME

| Row Description | Premiums Earned | Incurred Claims | Cal Year of Peak Issues | PCT Male Lives Insured | Average Attained Age | NBR of Lives In-Force End of Year | NBR of Terminations | NBR of New Lives Insured |
|--|-----------------|----------------------------|-------------------------|------------------------|----------------------|-----------------------------------|---------------------|--------------------------|
| Company Name: Highmark Cas Ins Co | | Company Code: 35599 | | | | | | |
| Primarily 2002 and Prior Issue Years | | | | | | | | |
| 1. Current (Comprehensive) | 882 | 200 | 1992 | 28 | 84 | 43 | 4 | 0 |
| 2. Total Inception-to-Date (Comprehensive) | 7,080 | 5,167 | 1991 | 37 | | | | 365 |
| 3. Current (Institutional Only) | 11 | 150 | 1992 | 33 | 90 | 15 | 2 | 0 |
| 4. Total Inception-to-Date (Institutional Only) | 2,062 | 1,853 | 1991 | 41 | | | | 173 |
| 5. Current (Non-Institutional Only) | 0 | 0 | 0 | 0 | 0 | 0 | 0 | 0 |
| 6. Total Inception-to-Date (Non-Institutional Only) | 262 | 50 | 1989 | 26 | | | | 27 |
| 7. Current (Grand Total) | 893 | 350 | 1992 | 29 | 85 | 58 | 6 | 0 |
| 8. Total Inception-to-Date (Grand Total) | 9,404 | 7,070 | 1991 | 37 | | | | 565 |
| Primarily 2003 to 2010 Issue Years | | | | | | | | |
| 9. Current (Comprehensive) | 0 | 0 | 0 | 0 | 0 | 0 | 0 | 0 |
| 10. Total Inception-to-Date (Comprehensive) | 0 | 0 | 0 | 0 | | | | 0 |
| 11. Current (Institutional Only) | 0 | 0 | 0 | 0 | 0 | 0 | 0 | 0 |
| 12. Total Inception-to-Date (Institutional Only) | 0 | 0 | 0 | 0 | | | | 0 |
| 13. Current (Non-Institutional Only) | 0 | 0 | 0 | 0 | 0 | 0 | 0 | 0 |
| 14. Total Inception-to-Date (Non-Institutional Only) | 0 | 0 | 0 | 0 | | | | 0 |
| 15. Current (Grand Total) | 0 | 0 | 0 | 0 | 0 | 0 | 0 | 0 |
| 16. Total Inception-to-Date (Grand Total) | 0 | 0 | 0 | 0 | | | | 0 |
| Primarily 2011 and Later Issue Years | | | | | | | | |
| 17. Current (Comprehensive) | 0 | 0 | 0 | 0 | 0 | 0 | 0 | 0 |
| 18. Total Inception-to-Date (Comprehensive) | 0 | 0 | 0 | 0 | | | | 0 |
| 19. Current (Institutional Only) | 0 | 0 | 0 | 0 | 0 | 0 | 0 | 0 |
| 20. Total Inception-to-Date (Institutional Only) | 0 | 0 | 0 | 0 | | | | 0 |
| 21. Current (Non-Institutional Only) | 0 | 0 | 0 | 0 | 0 | 0 | 0 | 0 |
| 22. Total Inception-to-Date (Non-Institutional Only) | 0 | 0 | 0 | 0 | | | | 0 |
| 23. Current (Grand Total) | 0 | 0 | 0 | 0 | 0 | 0 | 0 | 0 |
| 24. Total Inception-to-Date (Grand Total) | 0 | 0 | 0 | 0 | | | | 0 |

CAUTION: The information contained on this page is unaudited and not a complete analysis nor is it an expression of opinion on any insurer. This page may contain inadvertent errors.

2021 LONG-TERM CARE INSURANCE EXPERIENCE REPORTING FORM 2
By COMPANY NAME

| Row Description | Premiums Earned | Incurred Claims | Cal Year of Peak Issues | PCT Male Lives Insured | Average Attained Age | NBR of Lives In-Force End of Year | NBR of Terminations | NBR of New Lives Insured |
|--|-----------------|----------------------------|-------------------------|------------------------|----------------------|-----------------------------------|---------------------|--------------------------|
| Company Name: Highmark Inc | | Company Code: 54771 | | | | | | |
| Primarily 2002 and Prior Issue Years | | | | | | | | |
| 1. Current (Comprehensive) | 1,105 | 2,872 | 2003 | 40 | 78 | 697 | 40 | 0 |
| 2. Total Inception-to-Date (Comprehensive) | 30,827 | 20,937 | 2001 | 40 | | | | 1,390 |
| 3. Current (Institutional Only) | 68 | -28 | 2001 | 35 | 78 | 68 | 7 | 0 |
| 4. Total Inception-to-Date (Institutional Only) | 3,076 | 2,299 | 2001 | 33 | | | | 234 |
| 5. Current (Non-Institutional Only) | 2 | -46 | 2002 | 0 | 82 | 3 | 0 | 0 |
| 6. Total Inception-to-Date (Non-Institutional Only) | 77 | 0 | 2003 | 29 | | | | 7 |
| 7. Current (Grand Total) | 1,175 | 2,798 | 2003 | 39 | 78 | 768 | 47 | 0 |
| 8. Total Inception-to-Date (Grand Total) | 33,980 | 23,236 | 2001 | 39 | | | | 1,631 |
| Primarily 2003 to 2010 Issue Years | | | | | | | | |
| 9. Current (Comprehensive) | 1,745 | 912 | 2008 | 40 | 66 | 930 | 8 | 0 |
| 10. Total Inception-to-Date (Comprehensive) | 23,773 | 2,336 | 2008 | 39 | | | | 1,277 |
| 11. Current (Institutional Only) | 0 | 0 | 0 | 0 | 0 | 0 | 0 | 0 |
| 12. Total Inception-to-Date (Institutional Only) | 0 | 0 | 0 | 0 | | | | 0 |
| 13. Current (Non-Institutional Only) | 1 | 0 | 2006 | 100 | 74 | 1 | 0 | 0 |
| 14. Total Inception-to-Date (Non-Institutional Only) | 12 | 0 | 2006 | 100 | | | | 1 |
| 15. Current (Grand Total) | 1,746 | 912 | 2008 | 40 | 66 | 931 | 8 | 0 |
| 16. Total Inception-to-Date (Grand Total) | 23,785 | 2,336 | 2008 | 39 | | | | 1,278 |
| Primarily 2011 and Later Issue Years | | | | | | | | |
| 17. Current (Comprehensive) | 0 | 0 | 0 | 0 | 0 | 0 | 0 | 0 |
| 18. Total Inception-to-Date (Comprehensive) | 0 | 0 | 0 | 0 | | | | 0 |
| 19. Current (Institutional Only) | 0 | 0 | 0 | 0 | 0 | 0 | 0 | 0 |
| 20. Total Inception-to-Date (Institutional Only) | 0 | 0 | 0 | 0 | | | | 0 |
| 21. Current (Non-Institutional Only) | 0 | 0 | 0 | 0 | 0 | 0 | 0 | 0 |
| 22. Total Inception-to-Date (Non-Institutional Only) | 0 | 0 | 0 | 0 | | | | 0 |
| 23. Current (Grand Total) | 0 | 0 | 0 | 0 | 0 | 0 | 0 | 0 |
| 24. Total Inception-to-Date (Grand Total) | 0 | 0 | 0 | 0 | | | | 0 |

CAUTION: The information contained on this page is unaudited and not a complete analysis nor is it an expression of opinion on any insurer. This page may contain inadvertent errors.

2021 LONG-TERM CARE INSURANCE EXPERIENCE REPORTING FORM 2
By COMPANY NAME

| Row Description | Premiums Earned | Incurred Claims | Cal Year of Peak Issues | PCT Male Lives Insured | Average Attained Age | NBR of Lives In-Force End of Year | NBR of Terminations | NBR of New Lives Insured |
|--|-----------------|----------------------------|-------------------------|------------------------|----------------------|-----------------------------------|---------------------|--------------------------|
| Company Name: HM Life Ins Co | | Company Code: 93440 | | | | | | |
| Primarily 2002 and Prior Issue Years | | | | | | | | |
| 1. Current (Comprehensive) | 0 | 0 | 0 | 0 | 0 | 0 | 0 | 0 |
| 2. Total Inception-to-Date (Comprehensive) | 0 | 0 | 0 | 0 | | | | 0 |
| 3. Current (Institutional Only) | 0 | 0 | 0 | 0 | 0 | 0 | 0 | 0 |
| 4. Total Inception-to-Date (Institutional Only) | 0 | 0 | 0 | 0 | | | | 0 |
| 5. Current (Non-Institutional Only) | 0 | 0 | 0 | 0 | 0 | 0 | 0 | 0 |
| 6. Total Inception-to-Date (Non-Institutional Only) | 0 | 0 | 0 | 0 | | | | 0 |
| 7. Current (Grand Total) | 0 | 0 | 0 | 0 | 0 | 0 | 0 | 0 |
| 8. Total Inception-to-Date (Grand Total) | 0 | 0 | 0 | 0 | | | | 0 |
| Primarily 2003 to 2010 Issue Years | | | | | | | | |
| 9. Current (Comprehensive) | 0 | 0 | 0 | 0 | 0 | 0 | 0 | 0 |
| 10. Total Inception-to-Date (Comprehensive) | 0 | 0 | 0 | 0 | | | | 0 |
| 11. Current (Institutional Only) | 0 | 0 | 0 | 0 | 0 | 0 | 0 | 0 |
| 12. Total Inception-to-Date (Institutional Only) | 0 | 0 | 0 | 0 | | | | 0 |
| 13. Current (Non-Institutional Only) | 0 | 0 | 0 | 0 | 0 | 0 | 0 | 0 |
| 14. Total Inception-to-Date (Non-Institutional Only) | 0 | 0 | 0 | 0 | | | | 0 |
| 15. Current (Grand Total) | 0 | 0 | 0 | 0 | 0 | 0 | 0 | 0 |
| 16. Total Inception-to-Date (Grand Total) | 0 | 0 | 0 | 0 | | | | 0 |
| Primarily 2011 and Later Issue Years | | | | | | | | |
| 17. Current (Comprehensive) | 0 | 0 | 0 | 0 | 0 | 0 | 0 | 0 |
| 18. Total Inception-to-Date (Comprehensive) | 0 | 0 | 0 | 0 | | | | 0 |
| 19. Current (Institutional Only) | 0 | 0 | 0 | 0 | 0 | 0 | 0 | 0 |
| 20. Total Inception-to-Date (Institutional Only) | 0 | 0 | 0 | 0 | | | | 0 |
| 21. Current (Non-Institutional Only) | 0 | 0 | 0 | 0 | 0 | 0 | 0 | 0 |
| 22. Total Inception-to-Date (Non-Institutional Only) | 0 | 0 | 0 | 0 | | | | 0 |
| 23. Current (Grand Total) | 0 | 0 | 0 | 0 | 0 | 0 | 0 | 0 |
| 24. Total Inception-to-Date (Grand Total) | 0 | 0 | 0 | 0 | | | | 0 |

CAUTION: The information contained on this page is unaudited and not a complete analysis nor is it an expression of opinion on any insurer. This page may contain inadvertent errors.

2021 LONG-TERM CARE INSURANCE EXPERIENCE REPORTING FORM 2
By COMPANY NAME

| Row Description | Premiums Earned | Incurred Claims | Cal Year of Peak Issues | PCT Male Lives Insured | Average Attained Age | NBR of Lives In-Force End of Year | NBR of Terminations | NBR of New Lives Insured |
|--|-----------------|----------------------------|-------------------------|------------------------|----------------------|-----------------------------------|---------------------|--------------------------|
| Company Name: Hopkins Hlth Advantage Inc | | Company Code: 15700 | | | | | | |
| Primarily 2002 and Prior Issue Years | | | | | | | | |
| 1. Current (Comprehensive) | 0 | 0 | 0 | 0 | 0 | 0 | 0 | 0 |
| 2. Total Inception-to-Date (Comprehensive) | 0 | 0 | 0 | 0 | | | | 0 |
| 3. Current (Institutional Only) | 0 | 0 | 0 | 0 | 0 | 0 | 0 | 0 |
| 4. Total Inception-to-Date (Institutional Only) | 0 | 0 | 0 | 0 | | | | 0 |
| 5. Current (Non-Institutional Only) | 0 | 0 | 0 | 0 | 0 | 0 | 0 | 0 |
| 6. Total Inception-to-Date (Non-Institutional Only) | 0 | 0 | 0 | 0 | | | | 0 |
| 7. Current (Grand Total) | 0 | 0 | 0 | 0 | 0 | 0 | 0 | 0 |
| 8. Total Inception-to-Date (Grand Total) | 0 | 0 | 0 | 0 | | | | 0 |
| Primarily 2003 to 2010 Issue Years | | | | | | | | |
| 9. Current (Comprehensive) | 0 | 0 | 0 | 0 | 0 | 0 | 0 | 0 |
| 10. Total Inception-to-Date (Comprehensive) | 0 | 0 | 0 | 0 | | | | 0 |
| 11. Current (Institutional Only) | 0 | 0 | 0 | 0 | 0 | 0 | 0 | 0 |
| 12. Total Inception-to-Date (Institutional Only) | 0 | 0 | 0 | 0 | | | | 0 |
| 13. Current (Non-Institutional Only) | 0 | 0 | 0 | 0 | 0 | 0 | 0 | 0 |
| 14. Total Inception-to-Date (Non-Institutional Only) | 0 | 0 | 0 | 0 | | | | 0 |
| 15. Current (Grand Total) | 0 | 0 | 0 | 0 | 0 | 0 | 0 | 0 |
| 16. Total Inception-to-Date (Grand Total) | 0 | 0 | 0 | 0 | | | | 0 |
| Primarily 2011 and Later Issue Years | | | | | | | | |
| 17. Current (Comprehensive) | 0 | 0 | 0 | 0 | 0 | 0 | 0 | 0 |
| 18. Total Inception-to-Date (Comprehensive) | 0 | 0 | 0 | 0 | | | | 0 |
| 19. Current (Institutional Only) | 0 | 0 | 0 | 0 | 0 | 0 | 0 | 0 |
| 20. Total Inception-to-Date (Institutional Only) | 0 | 0 | 0 | 0 | | | | 0 |
| 21. Current (Non-Institutional Only) | 0 | 0 | 0 | 0 | 0 | 0 | 0 | 0 |
| 22. Total Inception-to-Date (Non-Institutional Only) | 0 | 0 | 0 | 0 | | | | 0 |
| 23. Current (Grand Total) | 0 | 0 | 0 | 0 | 0 | 0 | 0 | 0 |
| 24. Total Inception-to-Date (Grand Total) | 0 | 0 | 0 | 0 | | | | 0 |

CAUTION: The information contained on this page is unaudited and not a complete analysis nor is it an expression of opinion on any insurer. This page may contain inadvertent errors.

2021 LONG-TERM CARE INSURANCE EXPERIENCE REPORTING FORM 2
By COMPANY NAME

| Row Description | Premiums Earned | Incurred Claims | Cal Year of Peak Issues | PCT Male Lives Insured | Average Attained Age | NBR of Lives In-Force End of Year | NBR of Terminations | NBR of New Lives Insured |
|---|-----------------|----------------------------|-------------------------|------------------------|----------------------|-----------------------------------|---------------------|--------------------------|
| Company Name: Independence Hospital Ind Plan Inc | | Company Code: 54704 | | | | | | |
| Primarily 2002 and Prior Issue Years | | | | | | | | |
| 1. Current (Comprehensive) | 786 | 1,703 | 2000 | 33 | 83 | 365 | 20 | 0 |
| 2. Total Inception-to-Date (Comprehensive) | 36,256 | 26,170 | 2000 | 43 | | | | 2,715 |
| 3. Current (Institutional Only) | 1,046 | 3,387 | 2000 | 33 | 84 | 756 | 82 | 0 |
| 4. Total Inception-to-Date (Institutional Only) | 56,303 | 54,832 | 2000 | 43 | | | | 6,351 |
| 5. Current (Non-Institutional Only) | 0 | 0 | 0 | 0 | 0 | 0 | 0 | 0 |
| 6. Total Inception-to-Date (Non-Institutional Only) | 0 | 0 | 0 | 0 | | | | 0 |
| 7. Current (Grand Total) | 1,832 | 5,090 | 2000 | 33 | 84 | 1,121 | 102 | 0 |
| 8. Total Inception-to-Date (Grand Total) | 92,559 | 81,002 | 2000 | 43 | | | | 9,066 |
| Primarily 2003 to 2010 Issue Years | | | | | | | | |
| 9. Current (Comprehensive) | 0 | 0 | 0 | 0 | 0 | 0 | 0 | 0 |
| 10. Total Inception-to-Date (Comprehensive) | 0 | 0 | 0 | 0 | | | | 0 |
| 11. Current (Institutional Only) | 0 | 0 | 0 | 0 | 0 | 0 | 0 | 0 |
| 12. Total Inception-to-Date (Institutional Only) | 0 | 0 | 0 | 0 | | | | 0 |
| 13. Current (Non-Institutional Only) | 0 | 0 | 0 | 0 | 0 | 0 | 0 | 0 |
| 14. Total Inception-to-Date (Non-Institutional Only) | 0 | 0 | 0 | 0 | | | | 0 |
| 15. Current (Grand Total) | 0 | 0 | 0 | 0 | 0 | 0 | 0 | 0 |
| 16. Total Inception-to-Date (Grand Total) | 0 | 0 | 0 | 0 | | | | 0 |
| Primarily 2011 and Later Issue Years | | | | | | | | |
| 17. Current (Comprehensive) | 0 | 0 | 0 | 0 | 0 | 0 | 0 | 0 |
| 18. Total Inception-to-Date (Comprehensive) | 0 | 0 | 0 | 0 | | | | 0 |
| 19. Current (Institutional Only) | 0 | 0 | 0 | 0 | 0 | 0 | 0 | 0 |
| 20. Total Inception-to-Date (Institutional Only) | 0 | 0 | 0 | 0 | | | | 0 |
| 21. Current (Non-Institutional Only) | 0 | 0 | 0 | 0 | 0 | 0 | 0 | 0 |
| 22. Total Inception-to-Date (Non-Institutional Only) | 0 | 0 | 0 | 0 | | | | 0 |
| 23. Current (Grand Total) | 0 | 0 | 0 | 0 | 0 | 0 | 0 | 0 |
| 24. Total Inception-to-Date (Grand Total) | 0 | 0 | 0 | 0 | | | | 0 |

CAUTION: The information contained on this page is unaudited and not a complete analysis nor is it an expression of opinion on any insurer. This page may contain inadvertent errors.

2021 LONG-TERM CARE INSURANCE EXPERIENCE REPORTING FORM 2
By COMPANY NAME

| Row Description | Premiums Earned | Incurred Claims | Cal Year of Peak Issues | PCT Male Lives Insured | Average Attained Age | NBR of Lives In-Force End of Year | NBR of Terminations | NBR of New Lives Insured |
|--|-----------------|----------------------------|-------------------------|------------------------|----------------------|-----------------------------------|---------------------|--------------------------|
| Company Name: Jackson Natl Life Ins Co | | Company Code: 65056 | | | | | | |
| Primarily 2002 and Prior Issue Years | | | | | | | | |
| 1. Current (Comprehensive) | 16,077 | 47,241 | 2002 | 36 | 80 | 8,009 | 421 | 0 |
| 2. Total Inception-to-Date (Comprehensive) | 522,025 | 517,417 | 2002 | 33 | | | | 23,632 |
| 3. Current (Institutional Only) | 418 | 564 | 2002 | 37 | 83 | 230 | 17 | 0 |
| 4. Total Inception-to-Date (Institutional Only) | 13,225 | 11,124 | 2002 | 39 | | | | 1,658 |
| 5. Current (Non-Institutional Only) | 188 | 1,039 | 1999 | 29 | 91 | 148 | 31 | 0 |
| 6. Total Inception-to-Date (Non-Institutional Only) | 20,956 | 32,340 | 1999 | 33 | | | | 1,598 |
| 7. Current (Grand Total) | 16,683 | 48,844 | 2002 | 35 | 80 | 8,387 | 469 | 0 |
| 8. Total Inception-to-Date (Grand Total) | 556,206 | 560,881 | 2002 | 33 | | | | 26,888 |
| Primarily 2003 to 2010 Issue Years | | | | | | | | |
| 9. Current (Comprehensive) | 2,388 | 2,963 | 2003 | 40 | 76 | 1,361 | 52 | 0 |
| 10. Total Inception-to-Date (Comprehensive) | 56,132 | 22,041 | 2003 | 43 | | | | 3,948 |
| 11. Current (Institutional Only) | 20 | 776 | 2003 | 30 | 79 | 10 | 0 | 0 |
| 12. Total Inception-to-Date (Institutional Only) | 453 | 912 | 2003 | 44 | | | | 1,793 |
| 13. Current (Non-Institutional Only) | 0 | 0 | 0 | 0 | 0 | 0 | 0 | 0 |
| 14. Total Inception-to-Date (Non-Institutional Only) | 0 | 0 | 0 | 0 | | | | 0 |
| 15. Current (Grand Total) | 2,408 | 3,739 | 2003 | 40 | 76 | 1,371 | 52 | 0 |
| 16. Total Inception-to-Date (Grand Total) | 56,585 | 22,953 | 2003 | 43 | | | | 5,741 |
| Primarily 2011 and Later Issue Years | | | | | | | | |
| 17. Current (Comprehensive) | 0 | 0 | 0 | 0 | 0 | 0 | 0 | 0 |
| 18. Total Inception-to-Date (Comprehensive) | 0 | 0 | 0 | 0 | | | | 0 |
| 19. Current (Institutional Only) | 0 | 0 | 0 | 0 | 0 | 0 | 0 | 0 |
| 20. Total Inception-to-Date (Institutional Only) | 0 | 0 | 0 | 0 | | | | 0 |
| 21. Current (Non-Institutional Only) | 0 | 0 | 0 | 0 | 0 | 0 | 0 | 0 |
| 22. Total Inception-to-Date (Non-Institutional Only) | 0 | 0 | 0 | 0 | | | | 0 |
| 23. Current (Grand Total) | 0 | 0 | 0 | 0 | 0 | 0 | 0 | 0 |
| 24. Total Inception-to-Date (Grand Total) | 0 | 0 | 0 | 0 | | | | 0 |

CAUTION: The information contained on this page is unaudited and not a complete analysis nor is it an expression of opinion on any insurer. This page may contain inadvertent errors.

2021 LONG-TERM CARE INSURANCE EXPERIENCE REPORTING FORM 2
By COMPANY NAME

| Row Description | Premiums Earned | Incurred Claims | Cal Year of Peak Issues | PCT Male Lives Insured | Average Attained Age | NBR of Lives In-Force End of Year | NBR of Terminations | NBR of New Lives Insured |
|--|-----------------|----------------------------|-------------------------|------------------------|----------------------|-----------------------------------|---------------------|--------------------------|
| Company Name: John Alden Life Ins Co | | Company Code: 65080 | | | | | | |
| Primarily 2002 and Prior Issue Years | | | | | | | | |
| 1. Current (Comprehensive) | 7,665 | 44,248 | 1996 | 38 | 82 | 7,627 | 335 | 0 |
| 2. Total Inception-to-Date (Comprehensive) | 387,396 | 513,561 | 1996 | 38 | | | | 15,471 |
| 3. Current (Institutional Only) | 0 | 0 | 0 | 0 | 0 | 0 | 0 | 0 |
| 4. Total Inception-to-Date (Institutional Only) | 0 | 0 | 0 | 0 | | | | 0 |
| 5. Current (Non-Institutional Only) | 0 | 0 | 0 | 0 | 0 | 0 | 0 | 0 |
| 6. Total Inception-to-Date (Non-Institutional Only) | 0 | 0 | 0 | 0 | | | | 0 |
| 7. Current (Grand Total) | 7,665 | 44,248 | 1996 | 38 | 82 | 7,627 | 335 | 0 |
| 8. Total Inception-to-Date (Grand Total) | 387,396 | 513,561 | 1996 | 38 | | | | 15,471 |
| Primarily 2003 to 2010 Issue Years | | | | | | | | |
| 9. Current (Comprehensive) | 0 | 0 | 0 | 0 | 0 | 0 | 0 | 0 |
| 10. Total Inception-to-Date (Comprehensive) | 0 | 0 | 0 | 0 | | | | 0 |
| 11. Current (Institutional Only) | 0 | 0 | 0 | 0 | 0 | 0 | 0 | 0 |
| 12. Total Inception-to-Date (Institutional Only) | 0 | 0 | 0 | 0 | | | | 0 |
| 13. Current (Non-Institutional Only) | 0 | 0 | 0 | 0 | 0 | 0 | 0 | 0 |
| 14. Total Inception-to-Date (Non-Institutional Only) | 0 | 0 | 0 | 0 | | | | 0 |
| 15. Current (Grand Total) | 0 | 0 | 0 | 0 | 0 | 0 | 0 | 0 |
| 16. Total Inception-to-Date (Grand Total) | 0 | 0 | 0 | 0 | | | | 0 |
| Primarily 2011 and Later Issue Years | | | | | | | | |
| 17. Current (Comprehensive) | 0 | 0 | 0 | 0 | 0 | 0 | 0 | 0 |
| 18. Total Inception-to-Date (Comprehensive) | 0 | 0 | 0 | 0 | | | | 0 |
| 19. Current (Institutional Only) | 0 | 0 | 0 | 0 | 0 | 0 | 0 | 0 |
| 20. Total Inception-to-Date (Institutional Only) | 0 | 0 | 0 | 0 | | | | 0 |
| 21. Current (Non-Institutional Only) | 0 | 0 | 0 | 0 | 0 | 0 | 0 | 0 |
| 22. Total Inception-to-Date (Non-Institutional Only) | 0 | 0 | 0 | 0 | | | | 0 |
| 23. Current (Grand Total) | 0 | 0 | 0 | 0 | 0 | 0 | 0 | 0 |
| 24. Total Inception-to-Date (Grand Total) | 0 | 0 | 0 | 0 | | | | 0 |

CAUTION: The information contained on this page is unaudited and not a complete analysis nor is it an expression of opinion on any insurer. This page may contain inadvertent errors.

2021 LONG-TERM CARE INSURANCE EXPERIENCE REPORTING FORM 2
By COMPANY NAME

| Row Description | Premiums Earned | Incurred Claims | Cal Year of Peak Issues | PCT Male Lives Insured | Average Attained Age | NBR of Lives In-Force End of Year | NBR of Terminations | NBR of New Lives Insured |
|--|-----------------|----------------------------|-------------------------|------------------------|----------------------|-----------------------------------|---------------------|--------------------------|
| Company Name: John Hancock Life & Hlth Ins Co | | Company Code: 93610 | | | | | | |
| Primarily 2002 and Prior Issue Years | | | | | | | | |
| 1. Current (Comprehensive) | 70,858 | 200,880 | 2003 | 37 | 80 | 20,912 | 1,195 | 0 |
| 2. Total Inception-to-Date (Comprehensive) | 1,775,396 | 1,911,061 | 2003 | 39 | | | | 35,250 |
| 3. Current (Institutional Only) | 0 | 0 | 0 | 0 | 0 | 0 | 0 | 0 |
| 4. Total Inception-to-Date (Institutional Only) | 0 | 0 | 0 | 0 | | | | 0 |
| 5. Current (Non-Institutional Only) | 0 | 0 | 0 | 0 | 0 | 0 | 0 | 0 |
| 6. Total Inception-to-Date (Non-Institutional Only) | 0 | 0 | 0 | 0 | | | | 0 |
| 7. Current (Grand Total) | 70,858 | 200,880 | 2003 | 37 | 80 | 20,912 | 1,195 | 0 |
| 8. Total Inception-to-Date (Grand Total) | 1,775,396 | 1,911,061 | 2003 | 39 | | | | 35,250 |
| Primarily 2003 to 2010 Issue Years | | | | | | | | |
| 9. Current (Comprehensive) | 86,117 | 91,544 | 2006 | 40 | 73 | 23,432 | 497 | 0 |
| 10. Total Inception-to-Date (Comprehensive) | 1,210,947 | 370,689 | 2006 | 41 | | | | 29,306 |
| 11. Current (Institutional Only) | 0 | 0 | 0 | 0 | 0 | 0 | 0 | 0 |
| 12. Total Inception-to-Date (Institutional Only) | 0 | 0 | 0 | 0 | | | | 0 |
| 13. Current (Non-Institutional Only) | 0 | 0 | 0 | 0 | 0 | 0 | 0 | 0 |
| 14. Total Inception-to-Date (Non-Institutional Only) | 0 | 0 | 0 | 0 | | | | 0 |
| 15. Current (Grand Total) | 86,117 | 91,544 | 2006 | 40 | 73 | 23,432 | 497 | 0 |
| 16. Total Inception-to-Date (Grand Total) | 1,210,947 | 370,689 | 2006 | 41 | | | | 29,306 |
| Primarily 2011 and Later Issue Years | | | | | | | | |
| 17. Current (Comprehensive) | 6,780 | 2,345 | 2013 | 38 | 66 | 1,620 | 25 | 0 |
| 18. Total Inception-to-Date (Comprehensive) | 53,777 | 5,441 | 2013 | 38 | | | | 1,875 |
| 19. Current (Institutional Only) | 0 | 0 | 0 | 0 | 0 | 0 | 0 | 0 |
| 20. Total Inception-to-Date (Institutional Only) | 0 | 0 | 0 | 0 | | | | 0 |
| 21. Current (Non-Institutional Only) | 0 | 0 | 0 | 0 | 0 | 0 | 0 | 0 |
| 22. Total Inception-to-Date (Non-Institutional Only) | 0 | 0 | 0 | 0 | | | | 0 |
| 23. Current (Grand Total) | 6,780 | 2,345 | 2013 | 38 | 66 | 1,620 | 25 | 0 |
| 24. Total Inception-to-Date (Grand Total) | 53,777 | 5,441 | 2013 | 38 | | | | 1,875 |

CAUTION: The information contained on this page is unaudited and not a complete analysis nor is it an expression of opinion on any insurer. This page may contain inadvertent errors.

2021 LONG-TERM CARE INSURANCE EXPERIENCE REPORTING FORM 2
By COMPANY NAME

| Row Description | Premiums Earned | Incurred Claims | Cal Year of Peak Issues | PCT Male Lives Insured | Average Attained Age | NBR of Lives In-Force End of Year | NBR of Terminations | NBR of New Lives Insured |
|--|-----------------|----------------------------|-------------------------|------------------------|----------------------|-----------------------------------|---------------------|--------------------------|
| Company Name: John Hancock Life Ins Co of NY | | Company Code: 86375 | | | | | | |
| Primarily 2002 and Prior Issue Years | | | | | | | | |
| 1. Current (Comprehensive) | 0 | 0 | 0 | 0 | 0 | 0 | 0 | 0 |
| 2. Total Inception-to-Date (Comprehensive) | 0 | 0 | 0 | 0 | | | | 0 |
| 3. Current (Institutional Only) | 0 | 0 | 0 | 0 | 0 | 0 | 0 | 0 |
| 4. Total Inception-to-Date (Institutional Only) | 0 | 0 | 0 | 0 | | | | 0 |
| 5. Current (Non-Institutional Only) | 0 | 0 | 0 | 0 | 0 | 0 | 0 | 0 |
| 6. Total Inception-to-Date (Non-Institutional Only) | 0 | 0 | 0 | 0 | | | | 0 |
| 7. Current (Grand Total) | 0 | 0 | 0 | 0 | 0 | 0 | 0 | 0 |
| 8. Total Inception-to-Date (Grand Total) | 0 | 0 | 0 | 0 | | | | 0 |
| Primarily 2003 to 2010 Issue Years | | | | | | | | |
| 9. Current (Comprehensive) | 0 | 0 | 0 | 0 | 0 | 0 | 0 | 0 |
| 10. Total Inception-to-Date (Comprehensive) | 0 | 0 | 0 | 0 | | | | 0 |
| 11. Current (Institutional Only) | 0 | 0 | 0 | 0 | 0 | 0 | 0 | 0 |
| 12. Total Inception-to-Date (Institutional Only) | 0 | 0 | 0 | 0 | | | | 0 |
| 13. Current (Non-Institutional Only) | 0 | 0 | 0 | 0 | 0 | 0 | 0 | 0 |
| 14. Total Inception-to-Date (Non-Institutional Only) | 0 | 0 | 0 | 0 | | | | 0 |
| 15. Current (Grand Total) | 0 | 0 | 0 | 0 | 0 | 0 | 0 | 0 |
| 16. Total Inception-to-Date (Grand Total) | 0 | 0 | 0 | 0 | | | | 0 |
| Primarily 2011 and Later Issue Years | | | | | | | | |
| 17. Current (Comprehensive) | 0 | 0 | 0 | 0 | 0 | 0 | 0 | 0 |
| 18. Total Inception-to-Date (Comprehensive) | 0 | 0 | 0 | 0 | | | | 0 |
| 19. Current (Institutional Only) | 0 | 0 | 0 | 0 | 0 | 0 | 0 | 0 |
| 20. Total Inception-to-Date (Institutional Only) | 0 | 0 | 0 | 0 | | | | 0 |
| 21. Current (Non-Institutional Only) | 0 | 0 | 0 | 0 | 0 | 0 | 0 | 0 |
| 22. Total Inception-to-Date (Non-Institutional Only) | 0 | 0 | 0 | 0 | | | | 0 |
| 23. Current (Grand Total) | 0 | 0 | 0 | 0 | 0 | 0 | 0 | 0 |
| 24. Total Inception-to-Date (Grand Total) | 0 | 0 | 0 | 0 | | | | 0 |

CAUTION: The information contained on this page is unaudited and not a complete analysis nor is it an expression of opinion on any insurer. This page may contain inadvertent errors.

2021 LONG-TERM CARE INSURANCE EXPERIENCE REPORTING FORM 2
By COMPANY NAME

| Row Description | Premiums Earned | Incurred Claims | Cal Year of Peak Issues | PCT Male Lives Insured | Average Attained Age | NBR of Lives In-Force End of Year | NBR of Terminations | NBR of New Lives Insured |
|--|-----------------|----------------------------|-------------------------|------------------------|----------------------|-----------------------------------|---------------------|--------------------------|
| Company Name: John Hancock Life Ins Co USA | | Company Code: 65838 | | | | | | |
| Primarily 2002 and Prior Issue Years | | | | | | | | |
| 1. Current (Comprehensive) | 385,097 | 815,523 | 2003 | 38 | 80 | 169,693 | 9,826 | 0 |
| 2. Total Inception-to-Date (Comprehensive) | 10,848,969 | 9,449,177 | 2003 | 41 | | | | 402,079 |
| 3. Current (Institutional Only) | 0 | 0 | 0 | 0 | 0 | 0 | 0 | 0 |
| 4. Total Inception-to-Date (Institutional Only) | 0 | 0 | 0 | 0 | | | | 0 |
| 5. Current (Non-Institutional Only) | 0 | 0 | 0 | 0 | 0 | 0 | 0 | 0 |
| 6. Total Inception-to-Date (Non-Institutional Only) | 0 | 0 | 0 | 0 | | | | 0 |
| 7. Current (Grand Total) | 385,097 | 815,523 | 2003 | 38 | 80 | 169,693 | 9,826 | 0 |
| 8. Total Inception-to-Date (Grand Total) | 10,848,969 | 9,449,177 | 2003 | 41 | | | | 402,079 |
| Primarily 2003 to 2010 Issue Years | | | | | | | | |
| 9. Current (Comprehensive) | 638,481 | 485,326 | 2010 | 41 | 72 | 247,762 | 5,209 | 0 |
| 10. Total Inception-to-Date (Comprehensive) | 9,149,417 | 2,032,305 | 2007 | 41 | | | | 344,101 |
| 11. Current (Institutional Only) | 0 | 0 | 0 | 0 | 0 | 0 | 0 | 0 |
| 12. Total Inception-to-Date (Institutional Only) | 0 | 0 | 0 | 0 | | | | 0 |
| 13. Current (Non-Institutional Only) | 0 | 0 | 0 | 0 | 0 | 0 | 0 | 0 |
| 14. Total Inception-to-Date (Non-Institutional Only) | 0 | 0 | 0 | 0 | | | | 0 |
| 15. Current (Grand Total) | 638,481 | 485,326 | 2010 | 41 | 72 | 247,762 | 5,209 | 0 |
| 16. Total Inception-to-Date (Grand Total) | 9,149,417 | 2,032,305 | 2007 | 41 | | | | 344,101 |
| Primarily 2011 and Later Issue Years | | | | | | | | |
| 17. Current (Comprehensive) | 109,991 | 18,370 | 2013 | 43 | 65 | 40,854 | 491 | 0 |
| 18. Total Inception-to-Date (Comprehensive) | 826,404 | 40,453 | 2013 | 43 | | | | 47,089 |
| 19. Current (Institutional Only) | 0 | 0 | 0 | 0 | 0 | 0 | 0 | 0 |
| 20. Total Inception-to-Date (Institutional Only) | 0 | 0 | 0 | 0 | | | | 0 |
| 21. Current (Non-Institutional Only) | 0 | 0 | 0 | 0 | 0 | 0 | 0 | 0 |
| 22. Total Inception-to-Date (Non-Institutional Only) | 0 | 0 | 0 | 0 | | | | 0 |
| 23. Current (Grand Total) | 109,991 | 18,370 | 2013 | 43 | 65 | 40,854 | 491 | 0 |
| 24. Total Inception-to-Date (Grand Total) | 826,404 | 40,453 | 2013 | 43 | | | | 47,089 |

CAUTION: The information contained on this page is unaudited and not a complete analysis nor is it an expression of opinion on any insurer. This page may contain inadvertent errors.

2021 LONG-TERM CARE INSURANCE EXPERIENCE REPORTING FORM 2
By COMPANY NAME

| Row Description | Premiums Earned | Incurred Claims | Cal Year of Peak Issues | PCT Male Lives Insured | Average Attained Age | NBR of Lives In-Force End of Year | NBR of Terminations | NBR of New Lives Insured |
|--|-----------------|----------------------------|-------------------------|------------------------|----------------------|-----------------------------------|---------------------|--------------------------|
| Company Name: Kaiser Foundation Hlth Plan of WA | | Company Code: 95672 | | | | | | |
| Primarily 2002 and Prior Issue Years | | | | | | | | |
| 1. Current (Comprehensive) | 6 | 21 | 1988 | 0 | 96 | 6 | 2 | 0 |
| 2. Total Inception-to-Date (Comprehensive) | 1,393 | 5,686 | 1988 | 1 | | | | 950 |
| 3. Current (Institutional Only) | 0 | 0 | 0 | 0 | 0 | 0 | 0 | 0 |
| 4. Total Inception-to-Date (Institutional Only) | 0 | 0 | 0 | 0 | | | | 0 |
| 5. Current (Non-Institutional Only) | 0 | 0 | 0 | 0 | 0 | 0 | 0 | 0 |
| 6. Total Inception-to-Date (Non-Institutional Only) | 0 | 0 | 0 | 0 | | | | 0 |
| 7. Current (Grand Total) | 6 | 21 | 0 | 0 | 0 | 6 | 2 | 0 |
| 8. Total Inception-to-Date (Grand Total) | 1,393 | 5,686 | 0 | 1 | | | | 950 |
| Primarily 2003 to 2010 Issue Years | | | | | | | | |
| 9. Current (Comprehensive) | 0 | 0 | 0 | 0 | 0 | 0 | 0 | 0 |
| 10. Total Inception-to-Date (Comprehensive) | 0 | 0 | 0 | 0 | | | | 0 |
| 11. Current (Institutional Only) | 0 | 0 | 0 | 0 | 0 | 0 | 0 | 0 |
| 12. Total Inception-to-Date (Institutional Only) | 0 | 0 | 0 | 0 | | | | 0 |
| 13. Current (Non-Institutional Only) | 0 | 0 | 0 | 0 | 0 | 0 | 0 | 0 |
| 14. Total Inception-to-Date (Non-Institutional Only) | 0 | 0 | 0 | 0 | | | | 0 |
| 15. Current (Grand Total) | 0 | 0 | 0 | 0 | 0 | 0 | 0 | 0 |
| 16. Total Inception-to-Date (Grand Total) | 0 | 0 | 0 | 0 | | | | 0 |
| Primarily 2011 and Later Issue Years | | | | | | | | |
| 17. Current (Comprehensive) | 0 | 0 | 0 | 0 | 0 | 0 | 0 | 0 |
| 18. Total Inception-to-Date (Comprehensive) | 0 | 0 | 0 | 0 | | | | 0 |
| 19. Current (Institutional Only) | 0 | 0 | 0 | 0 | 0 | 0 | 0 | 0 |
| 20. Total Inception-to-Date (Institutional Only) | 0 | 0 | 0 | 0 | | | | 0 |
| 21. Current (Non-Institutional Only) | 0 | 0 | 0 | 0 | 0 | 0 | 0 | 0 |
| 22. Total Inception-to-Date (Non-Institutional Only) | 0 | 0 | 0 | 0 | | | | 0 |
| 23. Current (Grand Total) | 0 | 0 | 0 | 0 | 0 | 0 | 0 | 0 |
| 24. Total Inception-to-Date (Grand Total) | 0 | 0 | 0 | 0 | | | | 0 |

CAUTION: The information contained on this page is unaudited and not a complete analysis nor is it an expression of opinion on any insurer. This page may contain inadvertent errors.

2021 LONG-TERM CARE INSURANCE EXPERIENCE REPORTING FORM 2
By COMPANY NAME

| Row Description | Premiums Earned | Incurred Claims | Cal Year of Peak Issues | PCT Male Lives Insured | Average Attained Age | NBR of Lives In-Force End of Year | NBR of Terminations | NBR of New Lives Insured |
|--|-----------------|----------------------------|-------------------------|------------------------|----------------------|-----------------------------------|---------------------|--------------------------|
| Company Name: Kansas Superior Select Inc | | Company Code: 16159 | | | | | | |
| Primarily 2002 and Prior Issue Years | | | | | | | | |
| 1. Current (Comprehensive) | 0 | 0 | 0 | 0 | 0 | 0 | 0 | 0 |
| 2. Total Inception-to-Date (Comprehensive) | 0 | 0 | 0 | 0 | | | | 0 |
| 3. Current (Institutional Only) | 0 | 0 | 0 | 0 | 0 | 0 | 0 | 0 |
| 4. Total Inception-to-Date (Institutional Only) | 0 | 0 | 0 | 0 | | | | 0 |
| 5. Current (Non-Institutional Only) | 0 | 0 | 0 | 0 | 0 | 0 | 0 | 0 |
| 6. Total Inception-to-Date (Non-Institutional Only) | 0 | 0 | 0 | 0 | | | | 0 |
| 7. Current (Grand Total) | 0 | 0 | 0 | 0 | 0 | 0 | 0 | 0 |
| 8. Total Inception-to-Date (Grand Total) | 0 | 0 | 0 | 0 | | | | 0 |
| Primarily 2003 to 2010 Issue Years | | | | | | | | |
| 9. Current (Comprehensive) | 0 | 0 | 0 | 0 | 0 | 0 | 0 | 0 |
| 10. Total Inception-to-Date (Comprehensive) | 0 | 0 | 0 | 0 | | | | 0 |
| 11. Current (Institutional Only) | 0 | 0 | 0 | 0 | 0 | 0 | 0 | 0 |
| 12. Total Inception-to-Date (Institutional Only) | 0 | 0 | 0 | 0 | | | | 0 |
| 13. Current (Non-Institutional Only) | 0 | 0 | 0 | 0 | 0 | 0 | 0 | 0 |
| 14. Total Inception-to-Date (Non-Institutional Only) | 0 | 0 | 0 | 0 | | | | 0 |
| 15. Current (Grand Total) | 0 | 0 | 0 | 0 | 0 | 0 | 0 | 0 |
| 16. Total Inception-to-Date (Grand Total) | 0 | 0 | 0 | 0 | | | | 0 |
| Primarily 2011 and Later Issue Years | | | | | | | | |
| 17. Current (Comprehensive) | 0 | 0 | 0 | 0 | 0 | 0 | 0 | 0 |
| 18. Total Inception-to-Date (Comprehensive) | 0 | 0 | 0 | 0 | | | | 0 |
| 19. Current (Institutional Only) | 0 | 0 | 0 | 0 | 0 | 0 | 0 | 0 |
| 20. Total Inception-to-Date (Institutional Only) | 0 | 0 | 0 | 0 | | | | 0 |
| 21. Current (Non-Institutional Only) | 0 | 0 | 0 | 0 | 0 | 0 | 0 | 0 |
| 22. Total Inception-to-Date (Non-Institutional Only) | 0 | 0 | 0 | 0 | | | | 0 |
| 23. Current (Grand Total) | 0 | 0 | 0 | 0 | 0 | 0 | 0 | 0 |
| 24. Total Inception-to-Date (Grand Total) | 0 | 0 | 0 | 0 | | | | 0 |

CAUTION: The information contained on this page is unaudited and not a complete analysis nor is it an expression of opinion on any insurer. This page may contain inadvertent errors.

2021 LONG-TERM CARE INSURANCE EXPERIENCE REPORTING FORM 2
By COMPANY NAME

| Row Description | Premiums Earned | Incurred Claims | Cal Year of Peak Issues | PCT Male Lives Insured | Average Attained Age | NBR of Lives In-Force End of Year | NBR of Terminations | NBR of New Lives Insured |
|--|-----------------|----------------------------|-------------------------|------------------------|----------------------|-----------------------------------|---------------------|--------------------------|
| Company Name: Knights Of Columbus | | Company Code: 58033 | | | | | | |
| Primarily 2002 and Prior Issue Years | | | | | | | | |
| 1. Current (Comprehensive) | 0 | 0 | 0 | 0 | 0 | 0 | 0 | 0 |
| 2. Total Inception-to-Date (Comprehensive) | 0 | 0 | 0 | 0 | | | | 0 |
| 3. Current (Institutional Only) | 0 | 0 | 0 | 0 | 0 | 0 | 0 | 0 |
| 4. Total Inception-to-Date (Institutional Only) | 0 | 0 | 0 | 0 | | | | 0 |
| 5. Current (Non-Institutional Only) | 0 | 0 | 0 | 0 | 0 | 0 | 0 | 0 |
| 6. Total Inception-to-Date (Non-Institutional Only) | 0 | 0 | 0 | 0 | | | | 0 |
| 7. Current (Grand Total) | 0 | 0 | 0 | 0 | 0 | 0 | 0 | 0 |
| 8. Total Inception-to-Date (Grand Total) | 0 | 0 | 0 | 0 | | | | 0 |
| Primarily 2003 to 2010 Issue Years | | | | | | | | |
| 9. Current (Comprehensive) | 0 | 0 | 0 | 0 | 0 | 0 | 0 | 0 |
| 10. Total Inception-to-Date (Comprehensive) | 0 | 0 | 0 | 0 | | | | 0 |
| 11. Current (Institutional Only) | 0 | 0 | 0 | 0 | 0 | 0 | 0 | 0 |
| 12. Total Inception-to-Date (Institutional Only) | 0 | 0 | 0 | 0 | | | | 0 |
| 13. Current (Non-Institutional Only) | 0 | 0 | 0 | 0 | 0 | 0 | 0 | 0 |
| 14. Total Inception-to-Date (Non-Institutional Only) | 0 | 0 | 0 | 0 | | | | 0 |
| 15. Current (Grand Total) | 0 | 0 | 0 | 0 | 0 | 0 | 0 | 0 |
| 16. Total Inception-to-Date (Grand Total) | 0 | 0 | 0 | 0 | | | | 0 |
| Primarily 2011 and Later Issue Years | | | | | | | | |
| 17. Current (Comprehensive) | 65,065 | 39,673 | 2014 | 51 | 67 | 38,348 | 671 | 2,048 |
| 18. Total Inception-to-Date (Comprehensive) | 709,311 | 242,804 | 2014 | 53 | | | | 47,244 |
| 19. Current (Institutional Only) | 15,435 | 9,445 | 2014 | 52 | 68 | 13,612 | 277 | 175 |
| 20. Total Inception-to-Date (Institutional Only) | 174,172 | 57,805 | 2014 | 53 | | | | 17,279 |
| 21. Current (Non-Institutional Only) | 0 | 0 | 0 | 0 | 0 | 0 | 0 | 0 |
| 22. Total Inception-to-Date (Non-Institutional Only) | 0 | 0 | 0 | 0 | | | | 0 |
| 23. Current (Grand Total) | 80,500 | 49,118 | 2014 | 51 | 67 | 51,960 | 948 | 2,223 |
| 24. Total Inception-to-Date (Grand Total) | 883,483 | 300,609 | 2014 | 53 | | | | 64,523 |

CAUTION: The information contained on this page is unaudited and not a complete analysis nor is it an expression of opinion on any insurer. This page may contain inadvertent errors.

2021 LONG-TERM CARE INSURANCE EXPERIENCE REPORTING FORM 2
By COMPANY NAME

| Row Description | Premiums Earned | Incurred Claims | Cal Year of Peak Issues | PCT Male Lives Insured | Average Attained Age | NBR of Lives In-Force End of Year | NBR of Terminations | NBR of New Lives Insured |
|--|-----------------|----------------------------|-------------------------|------------------------|----------------------|-----------------------------------|---------------------|--------------------------|
| Company Name: Lafayette Life Ins Co | | Company Code: 65242 | | | | | | |
| Primarily 2002 and Prior Issue Years | | | | | | | | |
| 1. Current (Comprehensive) | 0 | 0 | 0 | 0 | 0 | 0 | 0 | 0 |
| 2. Total Inception-to-Date (Comprehensive) | 0 | 0 | 0 | 0 | | | | 0 |
| 3. Current (Institutional Only) | 0 | 0 | 0 | 0 | 0 | 0 | 0 | 0 |
| 4. Total Inception-to-Date (Institutional Only) | 0 | 0 | 0 | 0 | | | | 0 |
| 5. Current (Non-Institutional Only) | 0 | 0 | 0 | 0 | 0 | 0 | 0 | 0 |
| 6. Total Inception-to-Date (Non-Institutional Only) | 0 | 0 | 0 | 0 | | | | 0 |
| 7. Current (Grand Total) | 0 | 0 | 0 | 0 | 0 | 0 | 0 | 0 |
| 8. Total Inception-to-Date (Grand Total) | 0 | 0 | 0 | 0 | | | | 0 |
| Primarily 2003 to 2010 Issue Years | | | | | | | | |
| 9. Current (Comprehensive) | 172 | 15 | 2008 | 33 | 74 | 195 | 4 | 0 |
| 10. Total Inception-to-Date (Comprehensive) | 2,883 | 950 | 2007 | 35 | | | | 277 |
| 11. Current (Institutional Only) | 0 | 0 | 0 | 0 | 0 | 0 | 0 | 0 |
| 12. Total Inception-to-Date (Institutional Only) | 0 | 0 | 0 | 0 | | | | 0 |
| 13. Current (Non-Institutional Only) | 0 | 0 | 0 | 0 | 0 | 0 | 0 | 0 |
| 14. Total Inception-to-Date (Non-Institutional Only) | 0 | 0 | 0 | 0 | | | | 0 |
| 15. Current (Grand Total) | 172 | 15 | 2008 | 33 | 74 | 195 | 4 | 0 |
| 16. Total Inception-to-Date (Grand Total) | 2,883 | 950 | 2007 | 35 | | | | 277 |
| Primarily 2011 and Later Issue Years | | | | | | | | |
| 17. Current (Comprehensive) | 0 | 0 | 0 | 0 | 0 | 0 | 0 | 0 |
| 18. Total Inception-to-Date (Comprehensive) | 0 | 0 | 0 | 0 | | | | 0 |
| 19. Current (Institutional Only) | 0 | 0 | 0 | 0 | 0 | 0 | 0 | 0 |
| 20. Total Inception-to-Date (Institutional Only) | 0 | 0 | 0 | 0 | | | | 0 |
| 21. Current (Non-Institutional Only) | 0 | 0 | 0 | 0 | 0 | 0 | 0 | 0 |
| 22. Total Inception-to-Date (Non-Institutional Only) | 0 | 0 | 0 | 0 | | | | 0 |
| 23. Current (Grand Total) | 0 | 0 | 0 | 0 | 0 | 0 | 0 | 0 |
| 24. Total Inception-to-Date (Grand Total) | 0 | 0 | 0 | 0 | | | | 0 |

CAUTION: The information contained on this page is unaudited and not a complete analysis nor is it an expression of opinion on any insurer. This page may contain inadvertent errors.

2021 LONG-TERM CARE INSURANCE EXPERIENCE REPORTING FORM 2
By COMPANY NAME

| Row Description | Premiums Earned | Incurred Claims | Cal Year of Peak Issues | PCT Male Lives Insured | Average Attained Age | NBR of Lives In-Force End of Year | NBR of Terminations | NBR of New Lives Insured |
|--|-----------------|----------------------------|-------------------------|------------------------|----------------------|-----------------------------------|---------------------|--------------------------|
| Company Name: LifeSecure Ins Co | | Company Code: 77720 | | | | | | |
| Primarily 2002 and Prior Issue Years | | | | | | | | |
| 1. Current (Comprehensive) | 0 | 0 | 0 | 0 | 0 | 0 | 0 | 0 |
| 2. Total Inception-to-Date (Comprehensive) | 0 | 0 | 0 | 0 | | | | 0 |
| 3. Current (Institutional Only) | 0 | 0 | 0 | 0 | 0 | 0 | 0 | 0 |
| 4. Total Inception-to-Date (Institutional Only) | 0 | 0 | 0 | 0 | | | | 0 |
| 5. Current (Non-Institutional Only) | 0 | 0 | 0 | 0 | 0 | 0 | 0 | 0 |
| 6. Total Inception-to-Date (Non-Institutional Only) | 0 | 0 | 0 | 0 | | | | 0 |
| 7. Current (Grand Total) | 0 | 0 | 0 | 0 | 0 | 0 | 0 | 0 |
| 8. Total Inception-to-Date (Grand Total) | 0 | 0 | 0 | 0 | | | | 0 |
| Primarily 2003 to 2010 Issue Years | | | | | | | | |
| 9. Current (Comprehensive) | 235 | 32 | 2006 | 43 | 70 | 191 | 5 | 0 |
| 10. Total Inception-to-Date (Comprehensive) | 4,038 | 609 | 2006 | 42 | | | | 308 |
| 11. Current (Institutional Only) | 0 | 0 | 0 | 0 | 0 | 0 | 0 | 0 |
| 12. Total Inception-to-Date (Institutional Only) | 0 | 0 | 0 | 0 | | | | 0 |
| 13. Current (Non-Institutional Only) | 0 | 0 | 0 | 0 | 0 | 0 | 0 | 0 |
| 14. Total Inception-to-Date (Non-Institutional Only) | 0 | 0 | 0 | 0 | | | | 0 |
| 15. Current (Grand Total) | 235 | 32 | 2006 | 43 | 70 | 191 | 5 | 0 |
| 16. Total Inception-to-Date (Grand Total) | 4,038 | 609 | 2006 | 42 | | | | 308 |
| Primarily 2011 and Later Issue Years | | | | | | | | |
| 17. Current (Comprehensive) | 53,609 | 5,761 | 2021 | 50 | 53 | 48,432 | 1,100 | 19,148 |
| 18. Total Inception-to-Date (Comprehensive) | 343,061 | 21,154 | 2021 | 48 | | | | 73,913 |
| 19. Current (Institutional Only) | 0 | 0 | 0 | 0 | 0 | 0 | 0 | 0 |
| 20. Total Inception-to-Date (Institutional Only) | 0 | 0 | 0 | 0 | | | | 0 |
| 21. Current (Non-Institutional Only) | 0 | 0 | 0 | 0 | 0 | 0 | 0 | 0 |
| 22. Total Inception-to-Date (Non-Institutional Only) | 0 | 0 | 0 | 0 | | | | 0 |
| 23. Current (Grand Total) | 53,609 | 5,761 | 2021 | 50 | 53 | 48,432 | 1,100 | 19,148 |
| 24. Total Inception-to-Date (Grand Total) | 343,061 | 21,154 | 2021 | 48 | | | | 73,913 |

CAUTION: The information contained on this page is unaudited and not a complete analysis nor is it an expression of opinion on any insurer. This page may contain inadvertent errors.

2021 LONG-TERM CARE INSURANCE EXPERIENCE REPORTING FORM 2
By COMPANY NAME

| Row Description | Premiums Earned | Incurred Claims | Cal Year of Peak Issues | PCT Male Lives Insured | Average Attained Age | NBR of Lives In-Force End of Year | NBR of Terminations | NBR of New Lives Insured |
|--|-----------------|----------------------------|-------------------------|------------------------|----------------------|-----------------------------------|---------------------|--------------------------|
| Company Name: Lincoln Benefit Life Co | | Company Code: 65595 | | | | | | |
| Primarily 2002 and Prior Issue Years | | | | | | | | |
| 1. Current (Comprehensive) | 52,649 | 107,130 | 2002 | 47 | 74 | 43,629 | 551 | 0 |
| 2. Total Inception-to-Date (Comprehensive) | 1,675,552 | 897,784 | 2002 | 46 | | | | 56,350 |
| 3. Current (Institutional Only) | 2,286 | 1,142 | 2002 | 47 | 79 | 1,932 | 62 | 0 |
| 4. Total Inception-to-Date (Institutional Only) | 74,201 | 52,745 | 2002 | 43 | | | | 3,208 |
| 5. Current (Non-Institutional Only) | 1,747 | 502 | 2002 | 40 | 82 | 1,191 | 64 | 0 |
| 6. Total Inception-to-Date (Non-Institutional Only) | 51,461 | 63,686 | 2002 | 34 | | | | 2,671 |
| 7. Current (Grand Total) | 56,682 | 108,774 | 2002 | 47 | 74 | 46,752 | 677 | 0 |
| 8. Total Inception-to-Date (Grand Total) | 1,801,214 | 1,014,215 | 2002 | 45 | | | | 62,229 |
| Primarily 2003 to 2010 Issue Years | | | | | | | | |
| 9. Current (Comprehensive) | 0 | 0 | 0 | 0 | 0 | 0 | 0 | 0 |
| 10. Total Inception-to-Date (Comprehensive) | 0 | 0 | 0 | 0 | | | | 0 |
| 11. Current (Institutional Only) | 0 | 0 | 0 | 0 | 0 | 0 | 0 | 0 |
| 12. Total Inception-to-Date (Institutional Only) | 0 | 0 | 0 | 0 | | | | 0 |
| 13. Current (Non-Institutional Only) | 0 | 0 | 0 | 0 | 0 | 0 | 0 | 0 |
| 14. Total Inception-to-Date (Non-Institutional Only) | 0 | 0 | 0 | 0 | | | | 0 |
| 15. Current (Grand Total) | 0 | 0 | 0 | 0 | 0 | 0 | 0 | 0 |
| 16. Total Inception-to-Date (Grand Total) | 0 | 0 | 0 | 0 | | | | 0 |
| Primarily 2011 and Later Issue Years | | | | | | | | |
| 17. Current (Comprehensive) | 0 | 0 | 0 | 0 | 0 | 0 | 0 | 0 |
| 18. Total Inception-to-Date (Comprehensive) | 0 | 0 | 0 | 0 | | | | 0 |
| 19. Current (Institutional Only) | 0 | 0 | 0 | 0 | 0 | 0 | 0 | 0 |
| 20. Total Inception-to-Date (Institutional Only) | 0 | 0 | 0 | 0 | | | | 0 |
| 21. Current (Non-Institutional Only) | 0 | 0 | 0 | 0 | 0 | 0 | 0 | 0 |
| 22. Total Inception-to-Date (Non-Institutional Only) | 0 | 0 | 0 | 0 | | | | 0 |
| 23. Current (Grand Total) | 0 | 0 | 0 | 0 | 0 | 0 | 0 | 0 |
| 24. Total Inception-to-Date (Grand Total) | 0 | 0 | 0 | 0 | | | | 0 |

CAUTION: The information contained on this page is unaudited and not a complete analysis nor is it an expression of opinion on any insurer. This page may contain inadvertent errors.

2021 LONG-TERM CARE INSURANCE EXPERIENCE REPORTING FORM 2
By COMPANY NAME

| Row Description | Premiums Earned | Incurred Claims | Cal Year of Peak Issues | PCT Male Lives Insured | Average Attained Age | NBR of Lives In-Force End of Year | NBR of Terminations | NBR of New Lives Insured |
|--|-----------------|----------------------------|-------------------------|------------------------|----------------------|-----------------------------------|---------------------|--------------------------|
| Company Name: Lincoln Life & Ann Co of NY | | Company Code: 62057 | | | | | | |
| Primarily 2002 and Prior Issue Years | | | | | | | | |
| 1. Current (Comprehensive) | 0 | 0 | 0 | 0 | 0 | 0 | 0 | 0 |
| 2. Total Inception-to-Date (Comprehensive) | 0 | 0 | 0 | 0 | | | | 0 |
| 3. Current (Institutional Only) | 0 | 0 | 0 | 0 | 0 | 0 | 0 | 0 |
| 4. Total Inception-to-Date (Institutional Only) | 0 | 0 | 0 | 0 | | | | 0 |
| 5. Current (Non-Institutional Only) | 0 | 0 | 0 | 0 | 0 | 0 | 0 | 0 |
| 6. Total Inception-to-Date (Non-Institutional Only) | 0 | 0 | 0 | 0 | | | | 0 |
| 7. Current (Grand Total) | 0 | 0 | 0 | 0 | 0 | 0 | 0 | 0 |
| 8. Total Inception-to-Date (Grand Total) | 0 | 0 | 0 | 0 | | | | 0 |
| Primarily 2003 to 2010 Issue Years | | | | | | | | |
| 9. Current (Comprehensive) | 0 | 0 | 0 | 0 | 0 | 0 | 0 | 0 |
| 10. Total Inception-to-Date (Comprehensive) | 0 | 0 | 0 | 0 | | | | 0 |
| 11. Current (Institutional Only) | 0 | 0 | 0 | 0 | 0 | 0 | 0 | 0 |
| 12. Total Inception-to-Date (Institutional Only) | 0 | 0 | 0 | 0 | | | | 0 |
| 13. Current (Non-Institutional Only) | 0 | 0 | 0 | 0 | 0 | 0 | 0 | 0 |
| 14. Total Inception-to-Date (Non-Institutional Only) | 0 | 0 | 0 | 0 | | | | 0 |
| 15. Current (Grand Total) | 0 | 0 | 0 | 0 | 0 | 0 | 0 | 0 |
| 16. Total Inception-to-Date (Grand Total) | 0 | 0 | 0 | 0 | | | | 0 |
| Primarily 2011 and Later Issue Years | | | | | | | | |
| 17. Current (Comprehensive) | 0 | 0 | 0 | 0 | 0 | 0 | 0 | 0 |
| 18. Total Inception-to-Date (Comprehensive) | 0 | 0 | 0 | 0 | | | | 0 |
| 19. Current (Institutional Only) | 0 | 0 | 0 | 0 | 0 | 0 | 0 | 0 |
| 20. Total Inception-to-Date (Institutional Only) | 0 | 0 | 0 | 0 | | | | 0 |
| 21. Current (Non-Institutional Only) | 0 | 0 | 0 | 0 | 0 | 0 | 0 | 0 |
| 22. Total Inception-to-Date (Non-Institutional Only) | 0 | 0 | 0 | 0 | | | | 0 |
| 23. Current (Grand Total) | 0 | 0 | 0 | 0 | 0 | 0 | 0 | 0 |
| 24. Total Inception-to-Date (Grand Total) | 0 | 0 | 0 | 0 | | | | 0 |

CAUTION: The information contained on this page is unaudited and not a complete analysis nor is it an expression of opinion on any insurer. This page may contain inadvertent errors.

2021 LONG-TERM CARE INSURANCE EXPERIENCE REPORTING FORM 2
By COMPANY NAME

| Row Description | Premiums Earned | Incurred Claims | Cal Year of Peak Issues | PCT Male Lives Insured | Average Attained Age | NBR of Lives In-Force End of Year | NBR of Terminations | NBR of New Lives Insured |
|--|-----------------|----------------------------|-------------------------|------------------------|----------------------|-----------------------------------|---------------------|--------------------------|
| Company Name: Lincoln Natl Life Ins Co | | Company Code: 65676 | | | | | | |
| Primarily 2002 and Prior Issue Years | | | | | | | | |
| 1. Current (Comprehensive) | 2,137 | 7,651 | 1993 | 32 | 85 | 990 | 109 | 0 |
| 2. Total Inception-to-Date (Comprehensive) | 143,469 | 104,713 | 1993 | 39 | | | | 5,543 |
| 3. Current (Institutional Only) | 0 | 0 | 0 | 0 | 0 | 0 | 0 | 0 |
| 4. Total Inception-to-Date (Institutional Only) | 0 | 0 | 0 | 0 | | | | 0 |
| 5. Current (Non-Institutional Only) | 0 | 0 | 0 | 0 | 0 | 0 | 0 | 0 |
| 6. Total Inception-to-Date (Non-Institutional Only) | 0 | 0 | 0 | 0 | | | | 0 |
| 7. Current (Grand Total) | 2,137 | 7,651 | 0 | 0 | 0 | 990 | 109 | 0 |
| 8. Total Inception-to-Date (Grand Total) | 143,469 | 104,713 | 0 | 0 | | | | 5,543 |
| Primarily 2003 to 2010 Issue Years | | | | | | | | |
| 9. Current (Comprehensive) | 0 | 0 | 0 | 0 | 0 | 0 | 0 | 0 |
| 10. Total Inception-to-Date (Comprehensive) | 0 | 0 | 0 | 0 | | | | 0 |
| 11. Current (Institutional Only) | 0 | 0 | 0 | 0 | 0 | 0 | 0 | 0 |
| 12. Total Inception-to-Date (Institutional Only) | 0 | 0 | 0 | 0 | | | | 0 |
| 13. Current (Non-Institutional Only) | 0 | 0 | 0 | 0 | 0 | 0 | 0 | 0 |
| 14. Total Inception-to-Date (Non-Institutional Only) | 0 | 0 | 0 | 0 | | | | 0 |
| 15. Current (Grand Total) | 0 | 0 | 0 | 0 | 0 | 0 | 0 | 0 |
| 16. Total Inception-to-Date (Grand Total) | 0 | 0 | 0 | 0 | | | | 0 |
| Primarily 2011 and Later Issue Years | | | | | | | | |
| 17. Current (Comprehensive) | 0 | 0 | 0 | 0 | 0 | 0 | 0 | 0 |
| 18. Total Inception-to-Date (Comprehensive) | 0 | 0 | 0 | 0 | | | | 0 |
| 19. Current (Institutional Only) | 0 | 0 | 0 | 0 | 0 | 0 | 0 | 0 |
| 20. Total Inception-to-Date (Institutional Only) | 0 | 0 | 0 | 0 | | | | 0 |
| 21. Current (Non-Institutional Only) | 0 | 0 | 0 | 0 | 0 | 0 | 0 | 0 |
| 22. Total Inception-to-Date (Non-Institutional Only) | 0 | 0 | 0 | 0 | | | | 0 |
| 23. Current (Grand Total) | 0 | 0 | 0 | 0 | 0 | 0 | 0 | 0 |
| 24. Total Inception-to-Date (Grand Total) | 0 | 0 | 0 | 0 | | | | 0 |

CAUTION: The information contained on this page is unaudited and not a complete analysis nor is it an expression of opinion on any insurer. This page may contain inadvertent errors.

2021 LONG-TERM CARE INSURANCE EXPERIENCE REPORTING FORM 2
By COMPANY NAME

| Row Description | Premiums Earned | Incurred Claims | Cal Year of Peak Issues | PCT Male Lives Insured | Average Attained Age | NBR of Lives In-Force End of Year | NBR of Terminations | NBR of New Lives Insured |
|---|-----------------|----------------------------|-------------------------|------------------------|----------------------|-----------------------------------|---------------------|--------------------------|
| Company Name: Louisiana Hlth Serv & Ind Co | | Company Code: 81200 | | | | | | |
| Primarily 2002 and Prior Issue Years | | | | | | | | |
| 1. Current (Comprehensive) | 264 | 1,010 | 2002 | 36 | 77 | 256 | 8 | 0 |
| 2. Total Inception-to-Date (Comprehensive) | 8,240 | 10,612 | 2002 | 43 | | | | 566 |
| 3. Current (Institutional Only) | 0 | 0 | 0 | 0 | 0 | 0 | 0 | 0 |
| 4. Total Inception-to-Date (Institutional Only) | 29 | 69 | 2000 | 0 | | | | 1 |
| 5. Current (Non-Institutional Only) | 0 | 0 | 0 | 0 | 0 | 0 | 0 | 0 |
| 6. Total Inception-to-Date (Non-Institutional Only) | 0 | 0 | 0 | 0 | | | | 0 |
| 7. Current (Grand Total) | 264 | 1,010 | 2002 | 36 | 77 | 256 | 8 | 0 |
| 8. Total Inception-to-Date (Grand Total) | 8,269 | 10,681 | 2002 | 43 | | | | 567 |
| Primarily 2003 to 2010 Issue Years | | | | | | | | |
| 9. Current (Comprehensive) | 125 | 162 | 2004 | 40 | 74 | 108 | 5 | 0 |
| 10. Total Inception-to-Date (Comprehensive) | 2,512 | 1,493 | 2004 | 40 | | | | 225 |
| 11. Current (Institutional Only) | 0 | 0 | 0 | 0 | 0 | 0 | 0 | 0 |
| 12. Total Inception-to-Date (Institutional Only) | 0 | 0 | 0 | 0 | | | | 0 |
| 13. Current (Non-Institutional Only) | 0 | 0 | 0 | 0 | 0 | 0 | 0 | 0 |
| 14. Total Inception-to-Date (Non-Institutional Only) | 0 | 0 | 0 | 0 | | | | 0 |
| 15. Current (Grand Total) | 125 | 162 | 2004 | 40 | 74 | 108 | 5 | 0 |
| 16. Total Inception-to-Date (Grand Total) | 2,512 | 1,493 | 2004 | 40 | | | | 225 |
| Primarily 2011 and Later Issue Years | | | | | | | | |
| 17. Current (Comprehensive) | 0 | 0 | 0 | 0 | 0 | 0 | 0 | 0 |
| 18. Total Inception-to-Date (Comprehensive) | 0 | 0 | 0 | 0 | | | | 0 |
| 19. Current (Institutional Only) | 0 | 0 | 0 | 0 | 0 | 0 | 0 | 0 |
| 20. Total Inception-to-Date (Institutional Only) | 0 | 0 | 0 | 0 | | | | 0 |
| 21. Current (Non-Institutional Only) | 0 | 0 | 0 | 0 | 0 | 0 | 0 | 0 |
| 22. Total Inception-to-Date (Non-Institutional Only) | 0 | 0 | 0 | 0 | | | | 0 |
| 23. Current (Grand Total) | 0 | 0 | 0 | 0 | 0 | 0 | 0 | 0 |
| 24. Total Inception-to-Date (Grand Total) | 0 | 0 | 0 | 0 | | | | 0 |

CAUTION: The information contained on this page is unaudited and not a complete analysis nor is it an expression of opinion on any insurer. This page may contain inadvertent errors.

2021 LONG-TERM CARE INSURANCE EXPERIENCE REPORTING FORM 2
By COMPANY NAME

| Row Description | Premiums Earned | Incurred Claims | Cal Year of Peak Issues | PCT Male Lives Insured | Average Attained Age | NBR of Lives In-Force End of Year | NBR of Terminations | NBR of New Lives Insured |
|--|-----------------|----------------------------|-------------------------|------------------------|----------------------|-----------------------------------|---------------------|--------------------------|
| Company Name: Loyal Amer Life Ins Co | | Company Code: 65722 | | | | | | |
| Primarily 2002 and Prior Issue Years | | | | | | | | |
| 1. Current (Comprehensive) | 2 | 0 | 2003 | 50 | 85 | 6 | 0 | 0 |
| 2. Total Inception-to-Date (Comprehensive) | 2,293 | 1,148 | 2003 | 37 | | | | 151 |
| 3. Current (Institutional Only) | 0 | 0 | 0 | 0 | 0 | 0 | 0 | 0 |
| 4. Total Inception-to-Date (Institutional Only) | 0 | 0 | 0 | 0 | | | | 0 |
| 5. Current (Non-Institutional Only) | 0 | 0 | 0 | 0 | 0 | 0 | 0 | 0 |
| 6. Total Inception-to-Date (Non-Institutional Only) | 0 | 0 | 0 | 0 | | | | 0 |
| 7. Current (Grand Total) | 2 | 0 | 2003 | 50 | 85 | 6 | 0 | 0 |
| 8. Total Inception-to-Date (Grand Total) | 2,293 | 1,148 | 2003 | 37 | | | | 151 |
| Primarily 2003 to 2010 Issue Years | | | | | | | | |
| 9. Current (Comprehensive) | 98 | 57 | 2004 | 34 | 78 | 47 | 2 | 0 |
| 10. Total Inception-to-Date (Comprehensive) | 18,805 | 4,233 | 2005 | 38 | | | | 698 |
| 11. Current (Institutional Only) | 0 | 0 | 0 | 0 | 0 | 0 | 0 | 0 |
| 12. Total Inception-to-Date (Institutional Only) | 0 | 0 | 0 | 0 | | | | 0 |
| 13. Current (Non-Institutional Only) | 0 | 0 | 0 | 0 | 0 | 0 | 0 | 0 |
| 14. Total Inception-to-Date (Non-Institutional Only) | 0 | 0 | 0 | 0 | | | | 0 |
| 15. Current (Grand Total) | 98 | 57 | 2004 | 34 | 78 | 47 | 2 | 0 |
| 16. Total Inception-to-Date (Grand Total) | 18,805 | 4,233 | 2005 | 38 | | | | 698 |
| Primarily 2011 and Later Issue Years | | | | | | | | |
| 17. Current (Comprehensive) | 0 | 0 | 0 | 0 | 0 | 0 | 0 | 0 |
| 18. Total Inception-to-Date (Comprehensive) | 0 | 0 | 0 | 0 | | | | 0 |
| 19. Current (Institutional Only) | 0 | 0 | 0 | 0 | 0 | 0 | 0 | 0 |
| 20. Total Inception-to-Date (Institutional Only) | 0 | 0 | 0 | 0 | | | | 0 |
| 21. Current (Non-Institutional Only) | 0 | 0 | 0 | 0 | 0 | 0 | 0 | 0 |
| 22. Total Inception-to-Date (Non-Institutional Only) | 0 | 0 | 0 | 0 | | | | 0 |
| 23. Current (Grand Total) | 0 | 0 | 0 | 0 | 0 | 0 | 0 | 0 |
| 24. Total Inception-to-Date (Grand Total) | 0 | 0 | 0 | 0 | | | | 0 |

CAUTION: The information contained on this page is unaudited and not a complete analysis nor is it an expression of opinion on any insurer. This page may contain inadvertent errors.

2021 LONG-TERM CARE INSURANCE EXPERIENCE REPORTING FORM 2
By COMPANY NAME

| Row Description | Premiums Earned | Incurred Claims | Cal Year of Peak Issues | PCT Male Lives Insured | Average Attained Age | NBR of Lives In-Force End of Year | NBR of Terminations | NBR of New Lives Insured |
|--|-----------------|----------------------------|-------------------------|------------------------|----------------------|-----------------------------------|---------------------|--------------------------|
| Company Name: Madison Natl Life Ins Co Inc | | Company Code: 65781 | | | | | | |
| Primarily 2002 and Prior Issue Years | | | | | | | | |
| 1. Current (Comprehensive) | 0 | 0 | 0 | 0 | 0 | 0 | 0 | 0 |
| 2. Total Inception-to-Date (Comprehensive) | 0 | 0 | 0 | 0 | | | | 0 |
| 3. Current (Institutional Only) | 0 | 0 | 0 | 0 | 0 | 0 | 0 | 0 |
| 4. Total Inception-to-Date (Institutional Only) | 0 | 0 | 0 | 0 | | | | 0 |
| 5. Current (Non-Institutional Only) | 0 | 0 | 0 | 0 | 0 | 0 | 0 | 0 |
| 6. Total Inception-to-Date (Non-Institutional Only) | 0 | 0 | 0 | 0 | | | | 0 |
| 7. Current (Grand Total) | 0 | 0 | 0 | 0 | 0 | 0 | 0 | 0 |
| 8. Total Inception-to-Date (Grand Total) | 0 | 0 | 0 | 0 | | | | 0 |
| Primarily 2003 to 2010 Issue Years | | | | | | | | |
| 9. Current (Comprehensive) | 488 | 43 | 2010 | 32 | 73 | 515 | 9 | 0 |
| 10. Total Inception-to-Date (Comprehensive) | 7,433 | 1,307 | 2010 | 33 | | | | 710 |
| 11. Current (Institutional Only) | 0 | 0 | 0 | 0 | 0 | 0 | 0 | 0 |
| 12. Total Inception-to-Date (Institutional Only) | 0 | 0 | 0 | 0 | | | | 0 |
| 13. Current (Non-Institutional Only) | 0 | 0 | 0 | 0 | 0 | 0 | 0 | 0 |
| 14. Total Inception-to-Date (Non-Institutional Only) | 0 | 0 | 0 | 0 | | | | 0 |
| 15. Current (Grand Total) | 488 | 43 | 2010 | 32 | 73 | 515 | 9 | 0 |
| 16. Total Inception-to-Date (Grand Total) | 7,433 | 1,307 | 2010 | 33 | | | | 710 |
| Primarily 2011 and Later Issue Years | | | | | | | | |
| 17. Current (Comprehensive) | 0 | 0 | 0 | 0 | 0 | 0 | 0 | 0 |
| 18. Total Inception-to-Date (Comprehensive) | 0 | 0 | 0 | 0 | | | | 0 |
| 19. Current (Institutional Only) | 0 | 0 | 0 | 0 | 0 | 0 | 0 | 0 |
| 20. Total Inception-to-Date (Institutional Only) | 0 | 0 | 0 | 0 | | | | 0 |
| 21. Current (Non-Institutional Only) | 0 | 0 | 0 | 0 | 0 | 0 | 0 | 0 |
| 22. Total Inception-to-Date (Non-Institutional Only) | 0 | 0 | 0 | 0 | | | | 0 |
| 23. Current (Grand Total) | 0 | 0 | 0 | 0 | 0 | 0 | 0 | 0 |
| 24. Total Inception-to-Date (Grand Total) | 0 | 0 | 0 | 0 | | | | 0 |

CAUTION: The information contained on this page is unaudited and not a complete analysis nor is it an expression of opinion on any insurer. This page may contain inadvertent errors.

2021 LONG-TERM CARE INSURANCE EXPERIENCE REPORTING FORM 2
By COMPANY NAME

| Row Description | Premiums Earned | Incurred Claims | Cal Year of Peak Issues | PCT Male Lives Insured | Average Attained Age | NBR of Lives In-Force End of Year | NBR of Terminations | NBR of New Lives Insured |
|--|-----------------|----------------------------|-------------------------|------------------------|----------------------|-----------------------------------|---------------------|--------------------------|
| Company Name: Maine Dental Serv Corp | | Company Code: 14369 | | | | | | |
| Primarily 2002 and Prior Issue Years | | | | | | | | |
| 1. Current (Comprehensive) | 0 | 0 | 0 | 0 | 0 | 0 | 0 | 0 |
| 2. Total Inception-to-Date (Comprehensive) | 0 | 0 | 0 | 0 | | | | 0 |
| 3. Current (Institutional Only) | 0 | 0 | 0 | 0 | 0 | 0 | 0 | 0 |
| 4. Total Inception-to-Date (Institutional Only) | 0 | 0 | 0 | 0 | | | | 0 |
| 5. Current (Non-Institutional Only) | 0 | 0 | 0 | 0 | 0 | 0 | 0 | 0 |
| 6. Total Inception-to-Date (Non-Institutional Only) | 0 | 0 | 0 | 0 | | | | 0 |
| 7. Current (Grand Total) | 0 | 0 | 0 | 0 | 0 | 0 | 0 | 0 |
| 8. Total Inception-to-Date (Grand Total) | 0 | 0 | 0 | 0 | | | | 0 |
| Primarily 2003 to 2010 Issue Years | | | | | | | | |
| 9. Current (Comprehensive) | 0 | 0 | 0 | 0 | 0 | 0 | 0 | 0 |
| 10. Total Inception-to-Date (Comprehensive) | 0 | 0 | 0 | 0 | | | | 0 |
| 11. Current (Institutional Only) | 0 | 0 | 0 | 0 | 0 | 0 | 0 | 0 |
| 12. Total Inception-to-Date (Institutional Only) | 0 | 0 | 0 | 0 | | | | 0 |
| 13. Current (Non-Institutional Only) | 0 | 0 | 0 | 0 | 0 | 0 | 0 | 0 |
| 14. Total Inception-to-Date (Non-Institutional Only) | 0 | 0 | 0 | 0 | | | | 0 |
| 15. Current (Grand Total) | 0 | 0 | 0 | 0 | 0 | 0 | 0 | 0 |
| 16. Total Inception-to-Date (Grand Total) | 0 | 0 | 0 | 0 | | | | 0 |
| Primarily 2011 and Later Issue Years | | | | | | | | |
| 17. Current (Comprehensive) | 0 | 0 | 0 | 0 | 0 | 0 | 0 | 0 |
| 18. Total Inception-to-Date (Comprehensive) | 0 | 0 | 0 | 0 | | | | 0 |
| 19. Current (Institutional Only) | 0 | 0 | 0 | 0 | 0 | 0 | 0 | 0 |
| 20. Total Inception-to-Date (Institutional Only) | 0 | 0 | 0 | 0 | | | | 0 |
| 21. Current (Non-Institutional Only) | 0 | 0 | 0 | 0 | 0 | 0 | 0 | 0 |
| 22. Total Inception-to-Date (Non-Institutional Only) | 0 | 0 | 0 | 0 | | | | 0 |
| 23. Current (Grand Total) | 0 | 0 | 0 | 0 | 0 | 0 | 0 | 0 |
| 24. Total Inception-to-Date (Grand Total) | 0 | 0 | 0 | 0 | | | | 0 |

CAUTION: The information contained on this page is unaudited and not a complete analysis nor is it an expression of opinion on any insurer. This page may contain inadvertent errors.

2021 LONG-TERM CARE INSURANCE EXPERIENCE REPORTING FORM 2
By COMPANY NAME

| Row Description | Premiums Earned | Incurred Claims | Cal Year of Peak Issues | PCT Male Lives Insured | Average Attained Age | NBR of Lives In-Force End of Year | NBR of Terminations | NBR of New Lives Insured |
|--|-----------------|----------------------------|-------------------------|------------------------|----------------------|-----------------------------------|---------------------|--------------------------|
| Company Name: Manhattan Natl Life Ins Co | | Company Code: 67083 | | | | | | |
| Primarily 2002 and Prior Issue Years | | | | | | | | |
| 1. Current (Comprehensive) | 71 | 29 | 2002 | 28 | 75 | 143 | 7 | 0 |
| 2. Total Inception-to-Date (Comprehensive) | 22,953 | 3,051 | 2002 | 36 | | | | 0 |
| 3. Current (Institutional Only) | 0 | 0 | 0 | 0 | 0 | 0 | 0 | 0 |
| 4. Total Inception-to-Date (Institutional Only) | 0 | 0 | 0 | 0 | | | | 0 |
| 5. Current (Non-Institutional Only) | 0 | 0 | 0 | 0 | 0 | 0 | 0 | 0 |
| 6. Total Inception-to-Date (Non-Institutional Only) | 0 | 0 | 0 | 0 | | | | 0 |
| 7. Current (Grand Total) | 71 | 29 | 0 | 0 | 0 | 143 | 7 | 0 |
| 8. Total Inception-to-Date (Grand Total) | 22,953 | 3,051 | 0 | 0 | | | | 0 |
| Primarily 2003 to 2010 Issue Years | | | | | | | | |
| 9. Current (Comprehensive) | 0 | 0 | 0 | 0 | 0 | 0 | 0 | 0 |
| 10. Total Inception-to-Date (Comprehensive) | 0 | 0 | 0 | 0 | | | | 0 |
| 11. Current (Institutional Only) | 0 | 0 | 0 | 0 | 0 | 0 | 0 | 0 |
| 12. Total Inception-to-Date (Institutional Only) | 0 | 0 | 0 | 0 | | | | 0 |
| 13. Current (Non-Institutional Only) | 0 | 0 | 0 | 0 | 0 | 0 | 0 | 0 |
| 14. Total Inception-to-Date (Non-Institutional Only) | 0 | 0 | 0 | 0 | | | | 0 |
| 15. Current (Grand Total) | 0 | 0 | 0 | 0 | 0 | 0 | 0 | 0 |
| 16. Total Inception-to-Date (Grand Total) | 0 | 0 | 0 | 0 | | | | 0 |
| Primarily 2011 and Later Issue Years | | | | | | | | |
| 17. Current (Comprehensive) | 0 | 0 | 0 | 0 | 0 | 0 | 0 | 0 |
| 18. Total Inception-to-Date (Comprehensive) | 0 | 0 | 0 | 0 | | | | 0 |
| 19. Current (Institutional Only) | 0 | 0 | 0 | 0 | 0 | 0 | 0 | 0 |
| 20. Total Inception-to-Date (Institutional Only) | 0 | 0 | 0 | 0 | | | | 0 |
| 21. Current (Non-Institutional Only) | 0 | 0 | 0 | 0 | 0 | 0 | 0 | 0 |
| 22. Total Inception-to-Date (Non-Institutional Only) | 0 | 0 | 0 | 0 | | | | 0 |
| 23. Current (Grand Total) | 0 | 0 | 0 | 0 | 0 | 0 | 0 | 0 |
| 24. Total Inception-to-Date (Grand Total) | 0 | 0 | 0 | 0 | | | | 0 |

CAUTION: The information contained on this page is unaudited and not a complete analysis nor is it an expression of opinion on any insurer. This page may contain inadvertent errors.

2021 LONG-TERM CARE INSURANCE EXPERIENCE REPORTING FORM 2
By COMPANY NAME

| Row Description | Premiums Earned | Incurred Claims | Cal Year of Peak Issues | PCT Male Lives Insured | Average Attained Age | NBR of Lives In-Force End of Year | NBR of Terminations | NBR of New Lives Insured |
|--|-----------------|----------------------------|-------------------------|------------------------|----------------------|-----------------------------------|---------------------|--------------------------|
| Company Name: ManhattanLife Ins & Ann Co | | Company Code: 61883 | | | | | | |
| Primarily 2002 and Prior Issue Years | | | | | | | | |
| 1. Current (Comprehensive) | 112,578 | -123,004 | 0 | 27 | 87 | 83 | 16 | 0 |
| 2. Total Inception-to-Date (Comprehensive) | 0 | 0 | 0 | 0 | | | | 0 |
| 3. Current (Institutional Only) | 0 | 0 | 0 | 0 | 0 | 0 | 0 | 0 |
| 4. Total Inception-to-Date (Institutional Only) | 0 | 0 | 0 | 0 | | | | 0 |
| 5. Current (Non-Institutional Only) | 0 | 0 | 0 | 0 | 0 | 0 | 0 | 0 |
| 6. Total Inception-to-Date (Non-Institutional Only) | 0 | 0 | 0 | 0 | | | | 0 |
| 7. Current (Grand Total) | 112,578 | -123,004 | 0 | 0 | 0 | 83 | 16 | 0 |
| 8. Total Inception-to-Date (Grand Total) | 0 | 0 | 0 | 0 | | | | 0 |
| Primarily 2003 to 2010 Issue Years | | | | | | | | |
| 9. Current (Comprehensive) | 0 | 0 | 0 | 0 | 0 | 0 | 0 | 0 |
| 10. Total Inception-to-Date (Comprehensive) | 0 | 0 | 0 | 0 | | | | 0 |
| 11. Current (Institutional Only) | 0 | 0 | 0 | 0 | 0 | 0 | 0 | 0 |
| 12. Total Inception-to-Date (Institutional Only) | 0 | 0 | 0 | 0 | | | | 0 |
| 13. Current (Non-Institutional Only) | 0 | 0 | 0 | 0 | 0 | 0 | 0 | 0 |
| 14. Total Inception-to-Date (Non-Institutional Only) | 0 | 0 | 0 | 0 | | | | 0 |
| 15. Current (Grand Total) | 0 | 0 | 0 | 0 | 0 | 0 | 0 | 0 |
| 16. Total Inception-to-Date (Grand Total) | 0 | 0 | 0 | 0 | | | | 0 |
| Primarily 2011 and Later Issue Years | | | | | | | | |
| 17. Current (Comprehensive) | 0 | 0 | 0 | 0 | 0 | 0 | 0 | 0 |
| 18. Total Inception-to-Date (Comprehensive) | 0 | 0 | 0 | 0 | | | | 0 |
| 19. Current (Institutional Only) | 0 | 0 | 0 | 0 | 0 | 0 | 0 | 0 |
| 20. Total Inception-to-Date (Institutional Only) | 0 | 0 | 0 | 0 | | | | 0 |
| 21. Current (Non-Institutional Only) | 0 | 0 | 0 | 0 | 0 | 0 | 0 | 0 |
| 22. Total Inception-to-Date (Non-Institutional Only) | 0 | 0 | 0 | 0 | | | | 0 |
| 23. Current (Grand Total) | 0 | 0 | 0 | 0 | 0 | 0 | 0 | 0 |
| 24. Total Inception-to-Date (Grand Total) | 0 | 0 | 0 | 0 | | | | 0 |

CAUTION: The information contained on this page is unaudited and not a complete analysis nor is it an expression of opinion on any insurer. This page may contain inadvertent errors.

2021 LONG-TERM CARE INSURANCE EXPERIENCE REPORTING FORM 2
By COMPANY NAME

| Row Description | Premiums Earned | Incurred Claims | Cal Year of Peak Issues | PCT Male Lives Insured | Average Attained Age | NBR of Lives In-Force End of Year | NBR of Terminations | NBR of New Lives Insured |
|--|-----------------|----------------------------|-------------------------|------------------------|----------------------|-----------------------------------|---------------------|--------------------------|
| Company Name: Massachusetts Mut Life Ins Co | | Company Code: 65935 | | | | | | |
| Primarily 2002 and Prior Issue Years | | | | | | | | |
| 1. Current (Comprehensive) | 0 | 0 | 0 | 0 | 0 | 0 | 0 | 0 |
| 2. Total Inception-to-Date (Comprehensive) | 0 | 0 | 0 | 0 | | | | 0 |
| 3. Current (Institutional Only) | 0 | 0 | 0 | 0 | 0 | 0 | 0 | 0 |
| 4. Total Inception-to-Date (Institutional Only) | 0 | 0 | 0 | 0 | | | | 0 |
| 5. Current (Non-Institutional Only) | 0 | 0 | 0 | 0 | 0 | 0 | 0 | 0 |
| 6. Total Inception-to-Date (Non-Institutional Only) | 0 | 0 | 0 | 0 | | | | 0 |
| 7. Current (Grand Total) | 0 | 0 | 0 | 0 | 0 | 0 | 0 | 0 |
| 8. Total Inception-to-Date (Grand Total) | 0 | 0 | 0 | 0 | | | | 0 |
| Primarily 2003 to 2010 Issue Years | | | | | | | | |
| 9. Current (Comprehensive) | 87,711 | 95,522 | 2005 | 44 | 72 | 48,785 | 752 | 0 |
| 10. Total Inception-to-Date (Comprehensive) | 1,986,667 | 588,310 | 2005 | 44 | | | | 61,425 |
| 11. Current (Institutional Only) | 0 | 0 | 0 | 0 | 0 | 0 | 0 | 0 |
| 12. Total Inception-to-Date (Institutional Only) | 0 | 0 | 0 | 0 | | | | 0 |
| 13. Current (Non-Institutional Only) | 0 | 0 | 0 | 0 | 0 | 0 | 0 | 0 |
| 14. Total Inception-to-Date (Non-Institutional Only) | 0 | 0 | 0 | 0 | | | | 0 |
| 15. Current (Grand Total) | 87,711 | 95,522 | 0 | 0 | 0 | 48,785 | 752 | 0 |
| 16. Total Inception-to-Date (Grand Total) | 1,986,667 | 588,310 | 0 | 0 | | | | 61,425 |
| Primarily 2011 and Later Issue Years | | | | | | | | |
| 17. Current (Comprehensive) | 158,276 | 18,523 | 2012 | 42 | 65 | 41,741 | 622 | 510 |
| 18. Total Inception-to-Date (Comprehensive) | 1,307,359 | 59,871 | 2012 | 42 | | | | 48,251 |
| 19. Current (Institutional Only) | 0 | 0 | 0 | 0 | 0 | 0 | 0 | 0 |
| 20. Total Inception-to-Date (Institutional Only) | 0 | 0 | 0 | 0 | | | | 0 |
| 21. Current (Non-Institutional Only) | 0 | 0 | 0 | 0 | 0 | 0 | 0 | 0 |
| 22. Total Inception-to-Date (Non-Institutional Only) | 0 | 0 | 0 | 0 | | | | 0 |
| 23. Current (Grand Total) | 158,276 | 18,523 | 0 | 0 | 0 | 41,741 | 622 | 510 |
| 24. Total Inception-to-Date (Grand Total) | 1,307,359 | 59,871 | 0 | 0 | | | | 48,251 |

CAUTION: The information contained on this page is unaudited and not a complete analysis nor is it an expression of opinion on any insurer. This page may contain inadvertent errors.

2021 LONG-TERM CARE INSURANCE EXPERIENCE REPORTING FORM 2
By COMPANY NAME

| Row Description | Premiums Earned | Incurred Claims | Cal Year of Peak Issues | PCT Male Lives Insured | Average Attained Age | NBR of Lives In-Force End of Year | NBR of Terminations | NBR of New Lives Insured |
|--|-----------------|----------------------------|-------------------------|------------------------|----------------------|-----------------------------------|---------------------|--------------------------|
| Company Name: Medamerica Ins Co | | Company Code: 69515 | | | | | | |
| Primarily 2002 and Prior Issue Years | | | | | | | | |
| 1. Current (Comprehensive) | 6,929 | 18,259 | 2002 | 34 | 81 | 4,963 | 403 | 0 |
| 2. Total Inception-to-Date (Comprehensive) | 278,064 | 254,193 | 1999 | 38 | | | | 14,726 |
| 3. Current (Institutional Only) | 609 | 4,813 | 1994 | 33 | 82 | 607 | 58 | 0 |
| 4. Total Inception-to-Date (Institutional Only) | 45,080 | 67,592 | 1994 | 38 | | | | 2,531 |
| 5. Current (Non-Institutional Only) | 26 | 169 | 2002 | 40 | 84 | 45 | 3 | 0 |
| 6. Total Inception-to-Date (Non-Institutional Only) | 2,250 | 2,105 | 2002 | 38 | | | | 178 |
| 7. Current (Grand Total) | 7,564 | 23,241 | 2002 | 34 | 81 | 5,615 | 464 | 0 |
| 8. Total Inception-to-Date (Grand Total) | 325,394 | 323,890 | 1999 | 38 | | | | 17,435 |
| Primarily 2003 to 2010 Issue Years | | | | | | | | |
| 9. Current (Comprehensive) | 32,403 | 21,318 | 2006 | 43 | 69 | 17,723 | 382 | 0 |
| 10. Total Inception-to-Date (Comprehensive) | 558,500 | 152,210 | 2006 | 44 | | | | 29,447 |
| 11. Current (Institutional Only) | 1,231 | 2,115 | 2004 | 39 | 77 | 613 | 23 | 0 |
| 12. Total Inception-to-Date (Institutional Only) | 20,761 | 9,512 | 2004 | 41 | | | | 978 |
| 13. Current (Non-Institutional Only) | 265 | 61 | 2004 | 38 | 79 | 261 | 10 | 0 |
| 14. Total Inception-to-Date (Non-Institutional Only) | 7,479 | 3,076 | 2004 | 38 | | | | 582 |
| 15. Current (Grand Total) | 33,899 | 23,494 | 2006 | 43 | 69 | 18,597 | 415 | 0 |
| 16. Total Inception-to-Date (Grand Total) | 586,740 | 164,798 | 2006 | 44 | | | | 31,007 |
| Primarily 2011 and Later Issue Years | | | | | | | | |
| 17. Current (Comprehensive) | 31,724 | 5,760 | 2013 | 41 | 63 | 13,387 | 148 | 0 |
| 18. Total Inception-to-Date (Comprehensive) | 204,346 | 19,198 | 2013 | 42 | | | | 19,413 |
| 19. Current (Institutional Only) | 372 | 58 | 2011 | 37 | 70 | 163 | 3 | 0 |
| 20. Total Inception-to-Date (Institutional Only) | 1,928 | 813 | 2011 | 36 | | | | 202 |
| 21. Current (Non-Institutional Only) | 80 | 119 | 2012 | 47 | 72 | 49 | 0 | 0 |
| 22. Total Inception-to-Date (Non-Institutional Only) | 944 | 123 | 2011 | 43 | | | | 67 |
| 23. Current (Grand Total) | 32,176 | 5,937 | 2013 | 41 | 63 | 13,599 | 151 | 0 |
| 24. Total Inception-to-Date (Grand Total) | 207,218 | 20,134 | 2013 | 42 | | | | 19,682 |

CAUTION: The information contained on this page is unaudited and not a complete analysis nor is it an expression of opinion on any insurer. This page may contain inadvertent errors.

2021 LONG-TERM CARE INSURANCE EXPERIENCE REPORTING FORM 2
By COMPANY NAME

| Row Description | Premiums Earned | Incurred Claims | Cal Year of Peak Issues | PCT Male Lives Insured | Average Attained Age | NBR of Lives In-Force End of Year | NBR of Terminations | NBR of New Lives Insured |
|--|-----------------|----------------------------|-------------------------|------------------------|----------------------|-----------------------------------|---------------------|--------------------------|
| Company Name: MedAmerica Ins Co of FL | | Company Code: 12967 | | | | | | |
| Primarily 2002 and Prior Issue Years | | | | | | | | |
| 1. Current (Comprehensive) | 100 | 19 | 2002 | 37 | 79 | 59 | 7 | 0 |
| 2. Total Inception-to-Date (Comprehensive) | 2,538 | 1,458 | 2002 | 37 | | | | 106 |
| 3. Current (Institutional Only) | 0 | 0 | 0 | 0 | 0 | 0 | 0 | 0 |
| 4. Total Inception-to-Date (Institutional Only) | 86 | 25 | 1995 | 0 | | | | 3 |
| 5. Current (Non-Institutional Only) | 0 | 0 | 0 | 0 | 0 | 0 | 0 | 0 |
| 6. Total Inception-to-Date (Non-Institutional Only) | 0 | 0 | 0 | 0 | | | | 0 |
| 7. Current (Grand Total) | 100 | 19 | 2002 | 37 | 79 | 59 | 7 | 0 |
| 8. Total Inception-to-Date (Grand Total) | 2,624 | 1,483 | 2002 | 36 | | | | 109 |
| Primarily 2003 to 2010 Issue Years | | | | | | | | |
| 9. Current (Comprehensive) | 2,376 | 3,094 | 2005 | 41 | 67 | 1,200 | 30 | 0 |
| 10. Total Inception-to-Date (Comprehensive) | 37,229 | 16,644 | 2010 | 42 | | | | 2,112 |
| 11. Current (Institutional Only) | 5 | -1 | 2007 | 0 | 74 | 2 | 1 | 0 |
| 12. Total Inception-to-Date (Institutional Only) | 117 | 1 | 2003 | 0 | | | | 6 |
| 13. Current (Non-Institutional Only) | 10 | 0 | 2005 | 20 | 76 | 5 | 0 | 0 |
| 14. Total Inception-to-Date (Non-Institutional Only) | 156 | 223 | 2005 | 33 | | | | 9 |
| 15. Current (Grand Total) | 2,391 | 3,093 | 2005 | 41 | 67 | 1,207 | 31 | 0 |
| 16. Total Inception-to-Date (Grand Total) | 37,502 | 16,868 | 2010 | 41 | | | | 2,127 |
| Primarily 2011 and Later Issue Years | | | | | | | | |
| 17. Current (Comprehensive) | 1,597 | 130 | 2013 | 39 | 66 | 642 | 16 | 0 |
| 18. Total Inception-to-Date (Comprehensive) | 15,093 | 566 | 2013 | 37 | | | | 983 |
| 19. Current (Institutional Only) | 3 | 0 | 2013 | 0 | 67 | 1 | 0 | 0 |
| 20. Total Inception-to-Date (Institutional Only) | 30 | 0 | 2012 | 0 | | | | 2 |
| 21. Current (Non-Institutional Only) | 0 | 0 | 0 | 0 | 0 | 0 | 0 | 0 |
| 22. Total Inception-to-Date (Non-Institutional Only) | 0 | 0 | 0 | 0 | | | | 0 |
| 23. Current (Grand Total) | 1,600 | 130 | 2013 | 39 | 66 | 643 | 16 | 0 |
| 24. Total Inception-to-Date (Grand Total) | 15,123 | 566 | 2013 | 37 | | | | 985 |

CAUTION: The information contained on this page is unaudited and not a complete analysis nor is it an expression of opinion on any insurer. This page may contain inadvertent errors.

2021 LONG-TERM CARE INSURANCE EXPERIENCE REPORTING FORM 2
By COMPANY NAME

| Row Description | Premiums Earned | Incurred Claims | Cal Year of Peak Issues | PCT Male Lives Insured | Average Attained Age | NBR of Lives In-Force End of Year | NBR of Terminations | NBR of New Lives Insured |
|--|-----------------|----------------------------|-------------------------|------------------------|----------------------|-----------------------------------|---------------------|--------------------------|
| Company Name: MedAmerica Ins Co of NY | | Company Code: 83437 | | | | | | |
| Primarily 2002 and Prior Issue Years | | | | | | | | |
| 1. Current (Comprehensive) | 6,381 | 20,671 | 2002 | 34 | 83 | 3,542 | 316 | 0 |
| 2. Total Inception-to-Date (Comprehensive) | 323,414 | 362,009 | 1996 | 40 | | | | 14,000 |
| 3. Current (Institutional Only) | 246 | 241 | 1995 | 30 | 88 | 320 | 55 | 0 |
| 4. Total Inception-to-Date (Institutional Only) | 27,057 | 26,723 | 2002 | 39 | | | | 2,525 |
| 5. Current (Non-Institutional Only) | 110 | 255 | 2002 | 21 | 85 | 109 | 19 | 0 |
| 6. Total Inception-to-Date (Non-Institutional Only) | 4,997 | 5,135 | 2002 | 33 | | | | 416 |
| 7. Current (Grand Total) | 6,737 | 21,167 | 2002 | 34 | 83 | 3,971 | 390 | 0 |
| 8. Total Inception-to-Date (Grand Total) | 355,468 | 393,867 | 1996 | 39 | | | | 16,941 |
| Primarily 2003 to 2010 Issue Years | | | | | | | | |
| 9. Current (Comprehensive) | 15,783 | 15,251 | 2005 | 40 | 71 | 5,816 | 130 | 0 |
| 10. Total Inception-to-Date (Comprehensive) | 272,321 | 104,682 | 2004 | 40 | | | | 8,762 |
| 11. Current (Institutional Only) | 16 | 0 | 2003 | 29 | 84 | 17 | 2 | 0 |
| 12. Total Inception-to-Date (Institutional Only) | 591 | 367 | 2003 | 37 | | | | 49 |
| 13. Current (Non-Institutional Only) | 424 | 715 | 2003 | 31 | 81 | 307 | 15 | 0 |
| 14. Total Inception-to-Date (Non-Institutional Only) | 10,218 | 7,561 | 2003 | 35 | | | | 657 |
| 15. Current (Grand Total) | 16,223 | 15,966 | 2004 | 39 | 72 | 6,140 | 147 | 0 |
| 16. Total Inception-to-Date (Grand Total) | 283,130 | 112,610 | 2004 | 40 | | | | 9,468 |
| Primarily 2011 and Later Issue Years | | | | | | | | |
| 17. Current (Comprehensive) | 13,860 | 314 | 2013 | 40 | 65 | 4,000 | 40 | 0 |
| 18. Total Inception-to-Date (Comprehensive) | 107,671 | 8,502 | 2014 | 39 | | | | 5,005 |
| 19. Current (Institutional Only) | 3 | 0 | 2012 | 0 | 75 | 3 | 0 | 0 |
| 20. Total Inception-to-Date (Institutional Only) | 35 | 0 | 2011 | 0 | | | | 3 |
| 21. Current (Non-Institutional Only) | 32 | 0 | 2012 | 18 | 72 | 22 | 1 | 0 |
| 22. Total Inception-to-Date (Non-Institutional Only) | 407 | 2 | 2013 | 21 | | | | 34 |
| 23. Current (Grand Total) | 13,895 | 314 | 2013 | 40 | 65 | 4,025 | 41 | 0 |
| 24. Total Inception-to-Date (Grand Total) | 108,113 | 8,504 | 2014 | 39 | | | | 5,042 |

CAUTION: The information contained on this page is unaudited and not a complete analysis nor is it an expression of opinion on any insurer. This page may contain inadvertent errors.

2021 LONG-TERM CARE INSURANCE EXPERIENCE REPORTING FORM 2
By COMPANY NAME

| Row Description | Premiums Earned | Incurred Claims | Cal Year of Peak Issues | PCT Male Lives Insured | Average Attained Age | NBR of Lives In-Force End of Year | NBR of Terminations | NBR of New Lives Insured |
|--|-----------------|----------------------------|-------------------------|------------------------|----------------------|-----------------------------------|---------------------|--------------------------|
| Company Name: Medico Ins Co | | Company Code: 31119 | | | | | | |
| Primarily 2002 and Prior Issue Years | | | | | | | | |
| 1. Current (Comprehensive) | 1,688 | 3,360 | 2001 | 37 | 81 | 890 | 71 | 0 |
| 2. Total Inception-to-Date (Comprehensive) | 1,170,362 | 624,972 | 2001 | 40 | | | | 51,413 |
| 3. Current (Institutional Only) | 24 | 47 | 1993 | 21 | 89 | 34 | 3 | 0 |
| 4. Total Inception-to-Date (Institutional Only) | 50,404 | 32,824 | 1987 | 31 | | | | 5,345 |
| 5. Current (Non-Institutional Only) | 3 | 4 | 2001 | 57 | 85 | 7 | 0 | 0 |
| 6. Total Inception-to-Date (Non-Institutional Only) | 30,014 | 11,911 | 1989 | 32 | | | | 3,040 |
| 7. Current (Grand Total) | 1,715 | 3,411 | 2001 | 37 | 81 | 931 | 74 | 0 |
| 8. Total Inception-to-Date (Grand Total) | 1,250,780 | 669,707 | 2001 | 39 | | | | 59,798 |
| Primarily 2003 to 2010 Issue Years | | | | | | | | |
| 9. Current (Comprehensive) | 8 | 3 | 2004 | 20 | 78 | 5 | 1 | 0 |
| 10. Total Inception-to-Date (Comprehensive) | 3,758 | 877 | 2004 | 36 | | | | 158 |
| 11. Current (Institutional Only) | 0 | 0 | 0 | 0 | 0 | 0 | 0 | 0 |
| 12. Total Inception-to-Date (Institutional Only) | 0 | 0 | 0 | 0 | | | | 0 |
| 13. Current (Non-Institutional Only) | 0 | 0 | 0 | 0 | 0 | 0 | 0 | 0 |
| 14. Total Inception-to-Date (Non-Institutional Only) | 0 | 0 | 0 | 0 | | | | 0 |
| 15. Current (Grand Total) | 8 | 3 | 2004 | 20 | 78 | 5 | 1 | 0 |
| 16. Total Inception-to-Date (Grand Total) | 3,758 | 877 | 2004 | 36 | | | | 158 |
| Primarily 2011 and Later Issue Years | | | | | | | | |
| 17. Current (Comprehensive) | 0 | 0 | 0 | 0 | 0 | 0 | 0 | 0 |
| 18. Total Inception-to-Date (Comprehensive) | 0 | 0 | 0 | 0 | | | | 0 |
| 19. Current (Institutional Only) | 0 | 0 | 0 | 0 | 0 | 0 | 0 | 0 |
| 20. Total Inception-to-Date (Institutional Only) | 0 | 0 | 0 | 0 | | | | 0 |
| 21. Current (Non-Institutional Only) | 0 | 0 | 0 | 0 | 0 | 0 | 0 | 0 |
| 22. Total Inception-to-Date (Non-Institutional Only) | 0 | 0 | 0 | 0 | | | | 0 |
| 23. Current (Grand Total) | 0 | 0 | 0 | 0 | 0 | 0 | 0 | 0 |
| 24. Total Inception-to-Date (Grand Total) | 0 | 0 | 0 | 0 | | | | 0 |

CAUTION: The information contained on this page is unaudited and not a complete analysis nor is it an expression of opinion on any insurer. This page may contain inadvertent errors.

2021 LONG-TERM CARE INSURANCE EXPERIENCE REPORTING FORM 2
By COMPANY NAME

| Row Description | Premiums Earned | Incurred Claims | Cal Year of Peak Issues | PCT Male Lives Insured | Average Attained Age | NBR of Lives In-Force End of Year | NBR of Terminations | NBR of New Lives Insured |
|--|-----------------|----------------------------|-------------------------|------------------------|----------------------|-----------------------------------|---------------------|--------------------------|
| Company Name: Metropolitan Life Ins Co | | Company Code: 65978 | | | | | | |
| Primarily 2002 and Prior Issue Years | | | | | | | | |
| 1. Current (Comprehensive) | 66,159 | 158,416 | 2002 | 0 | 80 | 28,830 | 1,543 | 0 |
| 2. Total Inception-to-Date (Comprehensive) | 1,519,346 | 1,383,026 | 2002 | 0 | | | | 53,693 |
| 3. Current (Institutional Only) | 1,250 | 3,462 | 2002 | 0 | 81 | 759 | 57 | 0 |
| 4. Total Inception-to-Date (Institutional Only) | 36,280 | 42,220 | 2002 | 0 | | | | 2,075 |
| 5. Current (Non-Institutional Only) | 0 | 0 | 0 | 0 | 0 | 0 | 0 | 0 |
| 6. Total Inception-to-Date (Non-Institutional Only) | 0 | 0 | 0 | 0 | | | | 0 |
| 7. Current (Grand Total) | 67,409 | 161,878 | 2002 | 0 | 80 | 29,589 | 1,600 | 0 |
| 8. Total Inception-to-Date (Grand Total) | 1,555,626 | 1,425,246 | 2002 | 0 | | | | 55,768 |
| Primarily 2003 to 2010 Issue Years | | | | | | | | |
| 9. Current (Comprehensive) | 347,527 | 255,641 | 2005 | 0 | 71 | 149,627 | 2,677 | 0 |
| 10. Total Inception-to-Date (Comprehensive) | 6,030,543 | 1,364,194 | 2005 | 0 | | | | 221,877 |
| 11. Current (Institutional Only) | 4,877 | 5,117 | 2005 | 0 | 74 | 2,814 | 78 | 0 |
| 12. Total Inception-to-Date (Institutional Only) | 89,443 | 30,230 | 2005 | 0 | | | | 4,886 |
| 13. Current (Non-Institutional Only) | 0 | 0 | 0 | 0 | 0 | 0 | 0 | 0 |
| 14. Total Inception-to-Date (Non-Institutional Only) | 0 | 0 | 0 | 0 | | | | 0 |
| 15. Current (Grand Total) | 352,404 | 260,758 | 2005 | 0 | 72 | 152,441 | 2,755 | 0 |
| 16. Total Inception-to-Date (Grand Total) | 6,119,986 | 1,394,424 | 2005 | 0 | | | | 226,763 |
| Primarily 2011 and Later Issue Years | | | | | | | | |
| 17. Current (Comprehensive) | 5,328 | 2,791 | 2011 | 0 | 67 | 2,324 | 27 | 7 |
| 18. Total Inception-to-Date (Comprehensive) | 60,303 | 8,551 | 2011 | 0 | | | | 3,256 |
| 19. Current (Institutional Only) | 9 | 0 | 2011 | 1 | 56 | 7 | 0 | 0 |
| 20. Total Inception-to-Date (Institutional Only) | 87 | 0 | 2011 | 1 | | | | 10 |
| 21. Current (Non-Institutional Only) | 0 | 0 | 0 | 0 | 0 | 0 | 0 | 0 |
| 22. Total Inception-to-Date (Non-Institutional Only) | 0 | 0 | 0 | 0 | | | | 0 |
| 23. Current (Grand Total) | 5,337 | 2,791 | 2011 | 0 | 67 | 2,331 | 27 | 7 |
| 24. Total Inception-to-Date (Grand Total) | 60,390 | 8,551 | 2011 | 0 | | | | 3,266 |

CAUTION: The information contained on this page is unaudited and not a complete analysis nor is it an expression of opinion on any insurer. This page may contain inadvertent errors.

2021 LONG-TERM CARE INSURANCE EXPERIENCE REPORTING FORM 2
By COMPANY NAME

| Row Description | Premiums Earned | Incurred Claims | Cal Year of Peak Issues | PCT Male Lives Insured | Average Attained Age | NBR of Lives In-Force End of Year | NBR of Terminations | NBR of New Lives Insured |
|--|-----------------|----------------------------|-------------------------|------------------------|----------------------|-----------------------------------|---------------------|--------------------------|
| Company Name: Mid West Natl Life Ins Co Of TN | | Company Code: 66087 | | | | | | |
| Primarily 2002 and Prior Issue Years | | | | | | | | |
| 1. Current (Comprehensive) | 39 | -19 | 2003 | 42 | 85 | 27 | 4 | 0 |
| 2. Total Inception-to-Date (Comprehensive) | 689 | 73 | 2003 | 31 | | | | 59 |
| 3. Current (Institutional Only) | 9 | 12 | 2003 | 25 | 81 | 4 | 1 | 0 |
| 4. Total Inception-to-Date (Institutional Only) | 168 | 58 | 2003 | 50 | | | | 8 |
| 5. Current (Non-Institutional Only) | 2 | 0 | 2003 | 33 | 91 | 3 | 0 | 0 |
| 6. Total Inception-to-Date (Non-Institutional Only) | 121 | 287 | 2003 | 42 | | | | 12 |
| 7. Current (Grand Total) | 50 | -7 | 2003 | 39 | 85 | 34 | 5 | 0 |
| 8. Total Inception-to-Date (Grand Total) | 978 | 418 | 2003 | 34 | | | | 79 |
| Primarily 2003 to 2010 Issue Years | | | | | | | | |
| 9. Current (Comprehensive) | 0 | 0 | 0 | 0 | 0 | 0 | 0 | 0 |
| 10. Total Inception-to-Date (Comprehensive) | 0 | 0 | 0 | 0 | | | | 0 |
| 11. Current (Institutional Only) | 0 | 0 | 0 | 0 | 0 | 0 | 0 | 0 |
| 12. Total Inception-to-Date (Institutional Only) | 0 | 0 | 0 | 0 | | | | 0 |
| 13. Current (Non-Institutional Only) | 0 | 0 | 0 | 0 | 0 | 0 | 0 | 0 |
| 14. Total Inception-to-Date (Non-Institutional Only) | 0 | 0 | 0 | 0 | | | | 0 |
| 15. Current (Grand Total) | 0 | 0 | 0 | 0 | 0 | 0 | 0 | 0 |
| 16. Total Inception-to-Date (Grand Total) | 0 | 0 | 0 | 0 | | | | 0 |
| Primarily 2011 and Later Issue Years | | | | | | | | |
| 17. Current (Comprehensive) | 0 | 0 | 0 | 0 | 0 | 0 | 0 | 0 |
| 18. Total Inception-to-Date (Comprehensive) | 0 | 0 | 0 | 0 | | | | 0 |
| 19. Current (Institutional Only) | 0 | 0 | 0 | 0 | 0 | 0 | 0 | 0 |
| 20. Total Inception-to-Date (Institutional Only) | 0 | 0 | 0 | 0 | | | | 0 |
| 21. Current (Non-Institutional Only) | 0 | 0 | 0 | 0 | 0 | 0 | 0 | 0 |
| 22. Total Inception-to-Date (Non-Institutional Only) | 0 | 0 | 0 | 0 | | | | 0 |
| 23. Current (Grand Total) | 0 | 0 | 0 | 0 | 0 | 0 | 0 | 0 |
| 24. Total Inception-to-Date (Grand Total) | 0 | 0 | 0 | 0 | | | | 0 |

CAUTION: The information contained on this page is unaudited and not a complete analysis nor is it an expression of opinion on any insurer. This page may contain inadvertent errors.

2021 LONG-TERM CARE INSURANCE EXPERIENCE REPORTING FORM 2
By COMPANY NAME

| Row Description | Premiums Earned | Incurred Claims | Cal Year of Peak Issues | PCT Male Lives Insured | Average Attained Age | NBR of Lives In-Force End of Year | NBR of Terminations | NBR of New Lives Insured |
|--|-----------------|----------------------------|-------------------------|------------------------|----------------------|-----------------------------------|---------------------|--------------------------|
| Company Name: MII Life Ins Inc | | Company Code: 61522 | | | | | | |
| Primarily 2002 and Prior Issue Years | | | | | | | | |
| 1. Current (Comprehensive) | 0 | 0 | 0 | 0 | 0 | 0 | 0 | 0 |
| 2. Total Inception-to-Date (Comprehensive) | 0 | 0 | 0 | 0 | | | | 0 |
| 3. Current (Institutional Only) | 0 | 0 | 0 | 0 | 0 | 0 | 0 | 0 |
| 4. Total Inception-to-Date (Institutional Only) | 0 | 0 | 0 | 0 | | | | 0 |
| 5. Current (Non-Institutional Only) | 0 | 0 | 0 | 0 | 0 | 0 | 0 | 0 |
| 6. Total Inception-to-Date (Non-Institutional Only) | 0 | 0 | 0 | 0 | | | | 0 |
| 7. Current (Grand Total) | 0 | 0 | 0 | 0 | 0 | 0 | 0 | 0 |
| 8. Total Inception-to-Date (Grand Total) | 0 | 0 | 0 | 0 | | | | 0 |
| Primarily 2003 to 2010 Issue Years | | | | | | | | |
| 9. Current (Comprehensive) | 0 | 0 | 0 | 0 | 0 | 0 | 0 | 0 |
| 10. Total Inception-to-Date (Comprehensive) | 0 | 0 | 0 | 0 | | | | 0 |
| 11. Current (Institutional Only) | 0 | 0 | 0 | 0 | 0 | 0 | 0 | 0 |
| 12. Total Inception-to-Date (Institutional Only) | 0 | 0 | 0 | 0 | | | | 0 |
| 13. Current (Non-Institutional Only) | 0 | 0 | 0 | 0 | 0 | 0 | 0 | 0 |
| 14. Total Inception-to-Date (Non-Institutional Only) | 0 | 0 | 0 | 0 | | | | 0 |
| 15. Current (Grand Total) | 0 | 0 | 0 | 0 | 0 | 0 | 0 | 0 |
| 16. Total Inception-to-Date (Grand Total) | 0 | 0 | 0 | 0 | | | | 0 |
| Primarily 2011 and Later Issue Years | | | | | | | | |
| 17. Current (Comprehensive) | 0 | 0 | 0 | 0 | 0 | 0 | 0 | 0 |
| 18. Total Inception-to-Date (Comprehensive) | 0 | 0 | 0 | 0 | | | | 0 |
| 19. Current (Institutional Only) | 0 | 0 | 0 | 0 | 0 | 0 | 0 | 0 |
| 20. Total Inception-to-Date (Institutional Only) | 0 | 0 | 0 | 0 | | | | 0 |
| 21. Current (Non-Institutional Only) | 0 | 0 | 0 | 0 | 0 | 0 | 0 | 0 |
| 22. Total Inception-to-Date (Non-Institutional Only) | 0 | 0 | 0 | 0 | | | | 0 |
| 23. Current (Grand Total) | 0 | 0 | 0 | 0 | 0 | 0 | 0 | 0 |
| 24. Total Inception-to-Date (Grand Total) | 0 | 0 | 0 | 0 | | | | 0 |

CAUTION: The information contained on this page is unaudited and not a complete analysis nor is it an expression of opinion on any insurer. This page may contain inadvertent errors.

2021 LONG-TERM CARE INSURANCE EXPERIENCE REPORTING FORM 2
By COMPANY NAME

| Row Description | Premiums Earned | Incurred Claims | Cal Year of Peak Issues | PCT Male Lives Insured | Average Attained Age | NBR of Lives In-Force End of Year | NBR of Terminations | NBR of New Lives Insured |
|--|-----------------|----------------------------|-------------------------|------------------------|----------------------|-----------------------------------|---------------------|--------------------------|
| Company Name: Minnesota Life Ins Co | | Company Code: 66168 | | | | | | |
| Primarily 2002 and Prior Issue Years | | | | | | | | |
| 1. Current (Comprehensive) | 0 | 0 | 0 | 0 | 0 | 0 | 0 | 0 |
| 2. Total Inception-to-Date (Comprehensive) | 0 | 0 | 0 | 0 | | | | 0 |
| 3. Current (Institutional Only) | 0 | 0 | 0 | 0 | 0 | 0 | 0 | 0 |
| 4. Total Inception-to-Date (Institutional Only) | 0 | 0 | 0 | 0 | | | | 0 |
| 5. Current (Non-Institutional Only) | 0 | 0 | 0 | 0 | 0 | 0 | 0 | 0 |
| 6. Total Inception-to-Date (Non-Institutional Only) | 0 | 0 | 0 | 0 | | | | 0 |
| 7. Current (Grand Total) | 0 | 0 | 0 | 0 | 0 | 0 | 0 | 0 |
| 8. Total Inception-to-Date (Grand Total) | 0 | 0 | 0 | 0 | | | | 0 |
| Primarily 2003 to 2010 Issue Years | | | | | | | | |
| 9. Current (Comprehensive) | 1,819 | 832 | 2007 | 47 | 70 | 980 | 8 | 0 |
| 10. Total Inception-to-Date (Comprehensive) | 35,061 | 2,436 | 2007 | 46 | | | | 1,292 |
| 11. Current (Institutional Only) | 0 | 0 | 0 | 0 | 0 | 0 | 0 | 0 |
| 12. Total Inception-to-Date (Institutional Only) | 0 | 0 | 0 | 0 | | | | 0 |
| 13. Current (Non-Institutional Only) | 0 | 0 | 0 | 0 | 0 | 0 | 0 | 0 |
| 14. Total Inception-to-Date (Non-Institutional Only) | 0 | 0 | 0 | 0 | | | | 0 |
| 15. Current (Grand Total) | 1,819 | 832 | 2007 | 47 | 70 | 980 | 8 | 0 |
| 16. Total Inception-to-Date (Grand Total) | 35,061 | 2,436 | 2007 | 46 | | | | 1,292 |
| Primarily 2011 and Later Issue Years | | | | | | | | |
| 17. Current (Comprehensive) | 0 | 0 | 0 | 0 | 0 | 0 | 0 | 0 |
| 18. Total Inception-to-Date (Comprehensive) | 0 | 0 | 0 | 0 | | | | 0 |
| 19. Current (Institutional Only) | 0 | 0 | 0 | 0 | 0 | 0 | 0 | 0 |
| 20. Total Inception-to-Date (Institutional Only) | 0 | 0 | 0 | 0 | | | | 0 |
| 21. Current (Non-Institutional Only) | 0 | 0 | 0 | 0 | 0 | 0 | 0 | 0 |
| 22. Total Inception-to-Date (Non-Institutional Only) | 0 | 0 | 0 | 0 | | | | 0 |
| 23. Current (Grand Total) | 0 | 0 | 0 | 0 | 0 | 0 | 0 | 0 |
| 24. Total Inception-to-Date (Grand Total) | 0 | 0 | 0 | 0 | | | | 0 |

CAUTION: The information contained on this page is unaudited and not a complete analysis nor is it an expression of opinion on any insurer. This page may contain inadvertent errors.

2021 LONG-TERM CARE INSURANCE EXPERIENCE REPORTING FORM 2
By COMPANY NAME

| Row Description | Premiums Earned | Incurred Claims | Cal Year of Peak Issues | PCT Male Lives Insured | Average Attained Age | NBR of Lives In-Force End of Year | NBR of Terminations | NBR of New Lives Insured |
|--|-----------------|----------------------------|-------------------------|------------------------|----------------------|-----------------------------------|---------------------|--------------------------|
| Company Name: Mony Life Ins Co | | Company Code: 66370 | | | | | | |
| Primarily 2002 and Prior Issue Years | | | | | | | | |
| 1. Current (Comprehensive) | 0 | 0 | 0 | 0 | 0 | 0 | 0 | 0 |
| 2. Total Inception-to-Date (Comprehensive) | 0 | 0 | 0 | 0 | | | | 0 |
| 3. Current (Institutional Only) | 0 | 0 | 0 | 0 | 0 | 0 | 0 | 0 |
| 4. Total Inception-to-Date (Institutional Only) | 0 | 0 | 0 | 0 | | | | 0 |
| 5. Current (Non-Institutional Only) | 0 | 0 | 0 | 0 | 0 | 0 | 0 | 0 |
| 6. Total Inception-to-Date (Non-Institutional Only) | 0 | 0 | 0 | 0 | | | | 0 |
| 7. Current (Grand Total) | 0 | 0 | 0 | 0 | 0 | 0 | 0 | 0 |
| 8. Total Inception-to-Date (Grand Total) | 0 | 0 | 0 | 0 | | | | 0 |
| Primarily 2003 to 2010 Issue Years | | | | | | | | |
| 9. Current (Comprehensive) | 0 | 0 | 0 | 0 | 0 | 0 | 0 | 0 |
| 10. Total Inception-to-Date (Comprehensive) | 0 | 0 | 0 | 0 | | | | 0 |
| 11. Current (Institutional Only) | 0 | 0 | 0 | 0 | 0 | 0 | 0 | 0 |
| 12. Total Inception-to-Date (Institutional Only) | 0 | 0 | 0 | 0 | | | | 0 |
| 13. Current (Non-Institutional Only) | 0 | 0 | 0 | 0 | 0 | 0 | 0 | 0 |
| 14. Total Inception-to-Date (Non-Institutional Only) | 0 | 0 | 0 | 0 | | | | 0 |
| 15. Current (Grand Total) | 0 | 0 | 0 | 0 | 0 | 0 | 0 | 0 |
| 16. Total Inception-to-Date (Grand Total) | 0 | 0 | 0 | 0 | | | | 0 |
| Primarily 2011 and Later Issue Years | | | | | | | | |
| 17. Current (Comprehensive) | 0 | 0 | 0 | 0 | 0 | 0 | 0 | 0 |
| 18. Total Inception-to-Date (Comprehensive) | 0 | 0 | 0 | 0 | | | | 0 |
| 19. Current (Institutional Only) | 0 | 0 | 0 | 0 | 0 | 0 | 0 | 0 |
| 20. Total Inception-to-Date (Institutional Only) | 0 | 0 | 0 | 0 | | | | 0 |
| 21. Current (Non-Institutional Only) | 0 | 0 | 0 | 0 | 0 | 0 | 0 | 0 |
| 22. Total Inception-to-Date (Non-Institutional Only) | 0 | 0 | 0 | 0 | | | | 0 |
| 23. Current (Grand Total) | 0 | 0 | 0 | 0 | 0 | 0 | 0 | 0 |
| 24. Total Inception-to-Date (Grand Total) | 0 | 0 | 0 | 0 | | | | 0 |

CAUTION: The information contained on this page is unaudited and not a complete analysis nor is it an expression of opinion on any insurer. This page may contain inadvertent errors.

2021 LONG-TERM CARE INSURANCE EXPERIENCE REPORTING FORM 2
By COMPANY NAME

| Row Description | Premiums Earned | Incurred Claims | Cal Year of Peak Issues | PCT Male Lives Insured | Average Attained Age | NBR of Lives In-Force End of Year | NBR of Terminations | NBR of New Lives Insured |
|--|-----------------|----------------------------|-------------------------|------------------------|----------------------|-----------------------------------|---------------------|--------------------------|
| Company Name: Mutual Of Omaha Ins Co | | Company Code: 71412 | | | | | | |
| Primarily 2002 and Prior Issue Years | | | | | | | | |
| 1. Current (Comprehensive) | 46,242 | 117,373 | 2002 | 34 | 82 | 24,827 | 1,858 | 0 |
| 2. Total Inception-to-Date (Comprehensive) | 1,685,399 | 1,494,240 | 2002 | 37 | | | | 109,278 |
| 3. Current (Institutional Only) | 736 | 4,895 | 1998 | 33 | 85 | 756 | 82 | 0 |
| 4. Total Inception-to-Date (Institutional Only) | 51,769 | 66,156 | 1988 | 31 | | | | 16,631 |
| 5. Current (Non-Institutional Only) | 0 | 0 | 0 | 0 | 0 | 0 | 0 | 0 |
| 6. Total Inception-to-Date (Non-Institutional Only) | 0 | 0 | 0 | 0 | | | | 0 |
| 7. Current (Grand Total) | 46,978 | 122,268 | 2002 | 34 | 82 | 25,583 | 1,940 | 0 |
| 8. Total Inception-to-Date (Grand Total) | 1,737,168 | 1,560,396 | 2002 | 37 | | | | 125,909 |
| Primarily 2003 to 2010 Issue Years | | | | | | | | |
| 9. Current (Comprehensive) | 57,873 | 28,766 | 2003 | 40 | 73 | 27,593 | 589 | 0 |
| 10. Total Inception-to-Date (Comprehensive) | 860,010 | 172,004 | 2003 | 41 | | | | 70,282 |
| 11. Current (Institutional Only) | 0 | 0 | 0 | 0 | 0 | 0 | 0 | 0 |
| 12. Total Inception-to-Date (Institutional Only) | 0 | 0 | 0 | 0 | | | | 0 |
| 13. Current (Non-Institutional Only) | 0 | 0 | 0 | 0 | 0 | 0 | 0 | 0 |
| 14. Total Inception-to-Date (Non-Institutional Only) | 0 | 0 | 0 | 0 | | | | 0 |
| 15. Current (Grand Total) | 57,873 | 28,766 | 2003 | 40 | 73 | 27,593 | 589 | 0 |
| 16. Total Inception-to-Date (Grand Total) | 860,010 | 172,004 | 2003 | 41 | | | | 70,282 |
| Primarily 2011 and Later Issue Years | | | | | | | | |
| 17. Current (Comprehensive) | 331,649 | 18,622 | 2017 | 45 | 64 | 135,332 | 2,001 | 14,223 |
| 18. Total Inception-to-Date (Comprehensive) | 1,662,916 | 56,963 | 2017 | 44 | | | | 170,173 |
| 19. Current (Institutional Only) | 0 | 0 | 0 | 0 | 0 | 0 | 0 | 0 |
| 20. Total Inception-to-Date (Institutional Only) | 0 | 0 | 0 | 0 | | | | 0 |
| 21. Current (Non-Institutional Only) | 0 | 0 | 0 | 0 | 0 | 0 | 0 | 0 |
| 22. Total Inception-to-Date (Non-Institutional Only) | 0 | 0 | 0 | 0 | | | | 0 |
| 23. Current (Grand Total) | 331,649 | 18,622 | 2017 | 45 | 64 | 135,332 | 2,001 | 14,223 |
| 24. Total Inception-to-Date (Grand Total) | 1,662,916 | 56,963 | 2012 | 44 | | | | 170,173 |

CAUTION: The information contained on this page is unaudited and not a complete analysis nor is it an expression of opinion on any insurer. This page may contain inadvertent errors.

2021 LONG-TERM CARE INSURANCE EXPERIENCE REPORTING FORM 2
By COMPANY NAME

| Row Description | Premiums Earned | Incurred Claims | Cal Year of Peak Issues | PCT Male Lives Insured | Average Attained Age | NBR of Lives In-Force End of Year | NBR of Terminations | NBR of New Lives Insured |
|--|-----------------|----------------------------|-------------------------|------------------------|----------------------|-----------------------------------|---------------------|--------------------------|
| Company Name: Nassau Life & Ann Co | | Company Code: 93734 | | | | | | |
| Primarily 2002 and Prior Issue Years | | | | | | | | |
| 1. Current (Comprehensive) | 4,005 | 11,675 | 2003 | 35 | 79 | 1,947 | 207 | 0 |
| 2. Total Inception-to-Date (Comprehensive) | 131,822 | 160,834 | 0 | 36 | | | | 6,132 |
| 3. Current (Institutional Only) | 1,347 | 935 | 2003 | 34 | 76 | 681 | 57 | 0 |
| 4. Total Inception-to-Date (Institutional Only) | 96,913 | 61,772 | 0 | 36 | | | | 3,280 |
| 5. Current (Non-Institutional Only) | 941 | 1,798 | 2003 | 25 | 85 | 437 | 74 | 0 |
| 6. Total Inception-to-Date (Non-Institutional Only) | 116,897 | 237,530 | 0 | 31 | | | | 4,585 |
| 7. Current (Grand Total) | 6,293 | 14,408 | 2003 | 34 | 79 | 3,065 | 338 | 0 |
| 8. Total Inception-to-Date (Grand Total) | 345,632 | 460,136 | 0 | 34 | | | | 13,997 |
| Primarily 2003 to 2010 Issue Years | | | | | | | | |
| 9. Current (Comprehensive) | 390 | 43 | 2004 | 45 | 76 | 190 | 8 | 0 |
| 10. Total Inception-to-Date (Comprehensive) | 32,471 | 2,384 | 0 | 45 | | | | 606 |
| 11. Current (Institutional Only) | 1,382 | 1,970 | 2004 | 38 | 80 | 766 | 29 | 0 |
| 12. Total Inception-to-Date (Institutional Only) | 23,644 | 23,023 | 0 | 40 | | | | 2,578 |
| 13. Current (Non-Institutional Only) | 0 | 170 | 2004 | 100 | 96 | 1 | 0 | 0 |
| 14. Total Inception-to-Date (Non-Institutional Only) | 32,046 | 27,835 | 0 | 32 | | | | 254 |
| 15. Current (Grand Total) | 1,772 | 2,183 | 2004 | 39 | 79 | 957 | 37 | 0 |
| 16. Total Inception-to-Date (Grand Total) | 88,161 | 53,242 | 0 | 40 | | | | 3,438 |
| Primarily 2011 and Later Issue Years | | | | | | | | |
| 17. Current (Comprehensive) | 0 | 103 | 0 | 0 | 0 | 0 | 0 | 0 |
| 18. Total Inception-to-Date (Comprehensive) | 1,261 | 592 | 0 | 35 | | | | 63 |
| 19. Current (Institutional Only) | 13 | 4 | 0 | 38 | 72 | 8 | 0 | 0 |
| 20. Total Inception-to-Date (Institutional Only) | 820 | 422 | 0 | 40 | | | | 76 |
| 21. Current (Non-Institutional Only) | 0 | 0 | 0 | 0 | 0 | 0 | 0 | 0 |
| 22. Total Inception-to-Date (Non-Institutional Only) | 1,290 | 17 | 0 | 44 | | | | 6 |
| 23. Current (Grand Total) | 13 | 107 | 0 | 38 | 72 | 8 | 0 | 0 |
| 24. Total Inception-to-Date (Grand Total) | 3,371 | 1,031 | 0 | 38 | | | | 145 |

CAUTION: The information contained on this page is unaudited and not a complete analysis nor is it an expression of opinion on any insurer. This page may contain inadvertent errors.

2021 LONG-TERM CARE INSURANCE EXPERIENCE REPORTING FORM 2
By COMPANY NAME

| Row Description | Premiums Earned | Incurred Claims | Cal Year of Peak Issues | PCT Male Lives Insured | Average Attained Age | NBR of Lives In-Force End of Year | NBR of Terminations | NBR of New Lives Insured |
|--|-----------------|----------------------------|-------------------------|------------------------|----------------------|-----------------------------------|---------------------|--------------------------|
| Company Name: Nassau Life Ins Co of KS | | Company Code: 68284 | | | | | | |
| Primarily 2002 and Prior Issue Years | | | | | | | | |
| 1. Current (Comprehensive) | 2,276 | 3,785 | 2003 | 31 | 84 | 1,030 | 60 | 0 |
| 2. Total Inception-to-Date (Comprehensive) | 81,779 | 72,937 | 0 | 43 | | | | 2,564 |
| 3. Current (Institutional Only) | 460 | 177 | 2003 | 30 | 88 | 149 | 15 | 0 |
| 4. Total Inception-to-Date (Institutional Only) | 20,111 | 20,517 | 0 | 37 | | | | 723 |
| 5. Current (Non-Institutional Only) | 69 | 39 | 2003 | 32 | 88 | 31 | 5 | 0 |
| 6. Total Inception-to-Date (Non-Institutional Only) | 4,612 | 6,459 | 0 | 32 | | | | 258 |
| 7. Current (Grand Total) | 2,805 | 4,001 | 2003 | 31 | 84 | 1,210 | 80 | 0 |
| 8. Total Inception-to-Date (Grand Total) | 106,502 | 99,913 | 0 | 41 | | | | 3,545 |
| Primarily 2003 to 2010 Issue Years | | | | | | | | |
| 9. Current (Comprehensive) | 625 | 697 | 2004 | 37 | 82 | 241 | 20 | 0 |
| 10. Total Inception-to-Date (Comprehensive) | 17,906 | 7,663 | 0 | 43 | | | | 548 |
| 11. Current (Institutional Only) | 165 | 372 | 2004 | 31 | 85 | 71 | 5 | 0 |
| 12. Total Inception-to-Date (Institutional Only) | 4,471 | 3,258 | 0 | 31 | | | | 209 |
| 13. Current (Non-Institutional Only) | 7 | 0 | 2004 | 25 | 83 | 4 | 1 | 0 |
| 14. Total Inception-to-Date (Non-Institutional Only) | 980 | 0 | 0 | 37 | | | | 32 |
| 15. Current (Grand Total) | 797 | 1,069 | 2004 | 36 | 82 | 316 | 26 | 0 |
| 16. Total Inception-to-Date (Grand Total) | 23,357 | 10,921 | 0 | 39 | | | | 789 |
| Primarily 2011 and Later Issue Years | | | | | | | | |
| 17. Current (Comprehensive) | 0 | 49 | 0 | 0 | 0 | 0 | 0 | 0 |
| 18. Total Inception-to-Date (Comprehensive) | 1,762 | 455 | 0 | 33 | | | | 66 |
| 19. Current (Institutional Only) | 0 | 1 | 0 | 0 | 0 | 0 | 0 | 0 |
| 20. Total Inception-to-Date (Institutional Only) | 438 | 8 | 0 | 31 | | | | 10 |
| 21. Current (Non-Institutional Only) | 0 | 0 | 0 | 0 | 0 | 0 | 0 | 0 |
| 22. Total Inception-to-Date (Non-Institutional Only) | 103 | 194 | 0 | 33 | | | | 2 |
| 23. Current (Grand Total) | 0 | 50 | 0 | 0 | 0 | 0 | 0 | 0 |
| 24. Total Inception-to-Date (Grand Total) | 2,303 | 657 | 0 | 33 | | | | 78 |

CAUTION: The information contained on this page is unaudited and not a complete analysis nor is it an expression of opinion on any insurer. This page may contain inadvertent errors.

2021 LONG-TERM CARE INSURANCE EXPERIENCE REPORTING FORM 2
By COMPANY NAME

| Row Description | Premiums Earned | Incurred Claims | Cal Year of Peak Issues | PCT Male Lives Insured | Average Attained Age | NBR of Lives In-Force End of Year | NBR of Terminations | NBR of New Lives Insured |
|--|-----------------|----------------------------|-------------------------|------------------------|----------------------|-----------------------------------|---------------------|--------------------------|
| Company Name: National Benefit Life Ins Co | | Company Code: 61409 | | | | | | |
| Primarily 2002 and Prior Issue Years | | | | | | | | |
| 1. Current (Comprehensive) | 0 | 0 | 0 | 0 | 0 | 0 | 0 | 0 |
| 2. Total Inception-to-Date (Comprehensive) | 0 | 0 | 0 | 0 | | | | 0 |
| 3. Current (Institutional Only) | 0 | 0 | 0 | 0 | 0 | 0 | 0 | 0 |
| 4. Total Inception-to-Date (Institutional Only) | 0 | 0 | 0 | 0 | | | | 0 |
| 5. Current (Non-Institutional Only) | 0 | 0 | 0 | 0 | 0 | 0 | 0 | 0 |
| 6. Total Inception-to-Date (Non-Institutional Only) | 0 | 0 | 0 | 0 | | | | 0 |
| 7. Current (Grand Total) | 0 | 0 | 0 | 0 | 0 | 0 | 0 | 0 |
| 8. Total Inception-to-Date (Grand Total) | 0 | 0 | 0 | 0 | | | | 0 |
| Primarily 2003 to 2010 Issue Years | | | | | | | | |
| 9. Current (Comprehensive) | 0 | 0 | 0 | 0 | 0 | 0 | 0 | 0 |
| 10. Total Inception-to-Date (Comprehensive) | 0 | 0 | 0 | 0 | | | | 0 |
| 11. Current (Institutional Only) | 0 | 0 | 0 | 0 | 0 | 0 | 0 | 0 |
| 12. Total Inception-to-Date (Institutional Only) | 0 | 0 | 0 | 0 | | | | 0 |
| 13. Current (Non-Institutional Only) | 0 | 0 | 0 | 0 | 0 | 0 | 0 | 0 |
| 14. Total Inception-to-Date (Non-Institutional Only) | 0 | 0 | 0 | 0 | | | | 0 |
| 15. Current (Grand Total) | 0 | 0 | 0 | 0 | 0 | 0 | 0 | 0 |
| 16. Total Inception-to-Date (Grand Total) | 0 | 0 | 0 | 0 | | | | 0 |
| Primarily 2011 and Later Issue Years | | | | | | | | |
| 17. Current (Comprehensive) | 0 | 0 | 0 | 0 | 0 | 0 | 0 | 0 |
| 18. Total Inception-to-Date (Comprehensive) | 0 | 0 | 0 | 0 | | | | 0 |
| 19. Current (Institutional Only) | 0 | 0 | 0 | 0 | 0 | 0 | 0 | 0 |
| 20. Total Inception-to-Date (Institutional Only) | 0 | 0 | 0 | 0 | | | | 0 |
| 21. Current (Non-Institutional Only) | 0 | 0 | 0 | 0 | 0 | 0 | 0 | 0 |
| 22. Total Inception-to-Date (Non-Institutional Only) | 0 | 0 | 0 | 0 | | | | 0 |
| 23. Current (Grand Total) | 0 | 0 | 0 | 0 | 0 | 0 | 0 | 0 |
| 24. Total Inception-to-Date (Grand Total) | 0 | 0 | 0 | 0 | | | | 0 |

CAUTION: The information contained on this page is unaudited and not a complete analysis nor is it an expression of opinion on any insurer. This page may contain inadvertent errors.

2021 LONG-TERM CARE INSURANCE EXPERIENCE REPORTING FORM 2
By COMPANY NAME

| Row Description | Premiums Earned | Incurred Claims | Cal Year of Peak Issues | PCT Male Lives Insured | Average Attained Age | NBR of Lives In-Force End of Year | NBR of Terminations | NBR of New Lives Insured |
|--|-----------------|----------------------------|-------------------------|------------------------|----------------------|-----------------------------------|---------------------|--------------------------|
| Company Name: National Gen Premier Ins Co | | Company Code: 12832 | | | | | | |
| Primarily 2002 and Prior Issue Years | | | | | | | | |
| 1. Current (Comprehensive) | 0 | 0 | 0 | 0 | 0 | 0 | 0 | 0 |
| 2. Total Inception-to-Date (Comprehensive) | 0 | 0 | 0 | 0 | | | | 0 |
| 3. Current (Institutional Only) | 0 | 0 | 0 | 0 | 0 | 0 | 0 | 0 |
| 4. Total Inception-to-Date (Institutional Only) | 0 | 0 | 0 | 0 | | | | 0 |
| 5. Current (Non-Institutional Only) | 0 | 0 | 0 | 0 | 0 | 0 | 0 | 0 |
| 6. Total Inception-to-Date (Non-Institutional Only) | 0 | 0 | 0 | 0 | | | | 0 |
| 7. Current (Grand Total) | 0 | 0 | 0 | 0 | 0 | 0 | 0 | 0 |
| 8. Total Inception-to-Date (Grand Total) | 0 | 0 | 0 | 0 | | | | 0 |
| Primarily 2003 to 2010 Issue Years | | | | | | | | |
| 9. Current (Comprehensive) | 0 | 0 | 0 | 0 | 0 | 0 | 0 | 0 |
| 10. Total Inception-to-Date (Comprehensive) | 0 | 0 | 0 | 0 | | | | 0 |
| 11. Current (Institutional Only) | 0 | 0 | 0 | 0 | 0 | 0 | 0 | 0 |
| 12. Total Inception-to-Date (Institutional Only) | 0 | 0 | 0 | 0 | | | | 0 |
| 13. Current (Non-Institutional Only) | 0 | 0 | 0 | 0 | 0 | 0 | 0 | 0 |
| 14. Total Inception-to-Date (Non-Institutional Only) | 0 | 0 | 0 | 0 | | | | 0 |
| 15. Current (Grand Total) | 0 | 0 | 0 | 0 | 0 | 0 | 0 | 0 |
| 16. Total Inception-to-Date (Grand Total) | 0 | 0 | 0 | 0 | | | | 0 |
| Primarily 2011 and Later Issue Years | | | | | | | | |
| 17. Current (Comprehensive) | 0 | 0 | 0 | 0 | 0 | 0 | 0 | 0 |
| 18. Total Inception-to-Date (Comprehensive) | 0 | 0 | 0 | 0 | | | | 0 |
| 19. Current (Institutional Only) | 0 | 0 | 0 | 0 | 0 | 0 | 0 | 0 |
| 20. Total Inception-to-Date (Institutional Only) | 0 | 0 | 0 | 0 | | | | 0 |
| 21. Current (Non-Institutional Only) | 0 | 0 | 0 | 0 | 0 | 0 | 0 | 0 |
| 22. Total Inception-to-Date (Non-Institutional Only) | 0 | 0 | 0 | 0 | | | | 0 |
| 23. Current (Grand Total) | 0 | 0 | 0 | 0 | 0 | 0 | 0 | 0 |
| 24. Total Inception-to-Date (Grand Total) | 0 | 0 | 0 | 0 | | | | 0 |

CAUTION: The information contained on this page is unaudited and not a complete analysis nor is it an expression of opinion on any insurer. This page may contain inadvertent errors.

2021 LONG-TERM CARE INSURANCE EXPERIENCE REPORTING FORM 2
By COMPANY NAME

| Row Description | Premiums Earned | Incurred Claims | Cal Year of Peak Issues | PCT Male Lives Insured | Average Attained Age | NBR of Lives In-Force End of Year | NBR of Terminations | NBR of New Lives Insured |
|--|-----------------|----------------------------|-------------------------|------------------------|----------------------|-----------------------------------|---------------------|--------------------------|
| Company Name: National Guardian Life Ins Co | | Company Code: 66583 | | | | | | |
| Primarily 2002 and Prior Issue Years | | | | | | | | |
| 1. Current (Comprehensive) | 0 | 0 | 0 | 0 | 0 | 0 | 0 | 0 |
| 2. Total Inception-to-Date (Comprehensive) | 0 | 0 | 0 | 0 | | | | 0 |
| 3. Current (Institutional Only) | 0 | 0 | 0 | 0 | 0 | 0 | 0 | 0 |
| 4. Total Inception-to-Date (Institutional Only) | 0 | 0 | 0 | 0 | | | | 0 |
| 5. Current (Non-Institutional Only) | 0 | 0 | 0 | 0 | 0 | 0 | 0 | 0 |
| 6. Total Inception-to-Date (Non-Institutional Only) | 0 | 0 | 0 | 0 | | | | 0 |
| 7. Current (Grand Total) | 0 | 0 | 0 | 0 | 0 | 0 | 0 | 0 |
| 8. Total Inception-to-Date (Grand Total) | 0 | 0 | 0 | 0 | | | | 0 |
| Primarily 2003 to 2010 Issue Years | | | | | | | | |
| 9. Current (Comprehensive) | 0 | 0 | 0 | 0 | 0 | 0 | 0 | 0 |
| 10. Total Inception-to-Date (Comprehensive) | 0 | 0 | 0 | 0 | | | | 0 |
| 11. Current (Institutional Only) | 0 | 0 | 0 | 0 | 0 | 0 | 0 | 0 |
| 12. Total Inception-to-Date (Institutional Only) | 0 | 0 | 0 | 0 | | | | 0 |
| 13. Current (Non-Institutional Only) | 0 | 0 | 0 | 0 | 0 | 0 | 0 | 0 |
| 14. Total Inception-to-Date (Non-Institutional Only) | 0 | 0 | 0 | 0 | | | | 0 |
| 15. Current (Grand Total) | 0 | 0 | 0 | 0 | 0 | 0 | 0 | 0 |
| 16. Total Inception-to-Date (Grand Total) | 0 | 0 | 0 | 0 | | | | 0 |
| Primarily 2011 and Later Issue Years | | | | | | | | |
| 17. Current (Comprehensive) | 19,371 | 117 | 2021 | 51 | 57 | 5,924 | 39 | 3,599 |
| 18. Total Inception-to-Date (Comprehensive) | 41,487 | 117 | 2021 | 51 | | | | 6,030 |
| 19. Current (Institutional Only) | 0 | 0 | 0 | 0 | 0 | 0 | 0 | 0 |
| 20. Total Inception-to-Date (Institutional Only) | 0 | 0 | 0 | 0 | | | | 0 |
| 21. Current (Non-Institutional Only) | 0 | 0 | 0 | 0 | 0 | 0 | 0 | 0 |
| 22. Total Inception-to-Date (Non-Institutional Only) | 0 | 0 | 0 | 0 | | | | 0 |
| 23. Current (Grand Total) | 19,371 | 117 | 2021 | 51 | 57 | 5,924 | 39 | 3,599 |
| 24. Total Inception-to-Date (Grand Total) | 41,487 | 117 | 2021 | 51 | | | | 6,030 |

CAUTION: The information contained on this page is unaudited and not a complete analysis nor is it an expression of opinion on any insurer. This page may contain inadvertent errors.

2021 LONG-TERM CARE INSURANCE EXPERIENCE REPORTING FORM 2
By COMPANY NAME

| Row Description | Premiums Earned | Incurred Claims | Cal Year of Peak Issues | PCT Male Lives Insured | Average Attained Age | NBR of Lives In-Force End of Year | NBR of Terminations | NBR of New Lives Insured |
|--|-----------------|----------------------------|-------------------------|------------------------|----------------------|-----------------------------------|---------------------|--------------------------|
| Company Name: National Life Ins Co | | Company Code: 66680 | | | | | | |
| Primarily 2002 and Prior Issue Years | | | | | | | | |
| 1. Current (Comprehensive) | 0 | 0 | 0 | 0 | 0 | 0 | 0 | 0 |
| 2. Total Inception-to-Date (Comprehensive) | 0 | 0 | 0 | 0 | | | | 0 |
| 3. Current (Institutional Only) | 0 | 0 | 0 | 0 | 0 | 0 | 0 | 0 |
| 4. Total Inception-to-Date (Institutional Only) | 0 | 0 | 0 | 0 | | | | 0 |
| 5. Current (Non-Institutional Only) | 0 | 0 | 0 | 0 | 0 | 0 | 0 | 0 |
| 6. Total Inception-to-Date (Non-Institutional Only) | 0 | 0 | 0 | 0 | | | | 0 |
| 7. Current (Grand Total) | 0 | 0 | 0 | 0 | 0 | 0 | 0 | 0 |
| 8. Total Inception-to-Date (Grand Total) | 0 | 0 | 0 | 0 | | | | 0 |
| Primarily 2003 to 2010 Issue Years | | | | | | | | |
| 9. Current (Comprehensive) | 0 | 0 | 0 | 0 | 0 | 0 | 0 | 0 |
| 10. Total Inception-to-Date (Comprehensive) | 0 | 0 | 0 | 0 | | | | 0 |
| 11. Current (Institutional Only) | 0 | 0 | 0 | 0 | 0 | 0 | 0 | 0 |
| 12. Total Inception-to-Date (Institutional Only) | 0 | 0 | 0 | 0 | | | | 0 |
| 13. Current (Non-Institutional Only) | 0 | 0 | 0 | 0 | 0 | 0 | 0 | 0 |
| 14. Total Inception-to-Date (Non-Institutional Only) | 0 | 0 | 0 | 0 | | | | 0 |
| 15. Current (Grand Total) | 0 | 0 | 0 | 0 | 0 | 0 | 0 | 0 |
| 16. Total Inception-to-Date (Grand Total) | 0 | 0 | 0 | 0 | | | | 0 |
| Primarily 2011 and Later Issue Years | | | | | | | | |
| 17. Current (Comprehensive) | 0 | 0 | 0 | 0 | 0 | 0 | 0 | 0 |
| 18. Total Inception-to-Date (Comprehensive) | 0 | 0 | 0 | 0 | | | | 0 |
| 19. Current (Institutional Only) | 0 | 0 | 0 | 0 | 0 | 0 | 0 | 0 |
| 20. Total Inception-to-Date (Institutional Only) | 0 | 0 | 0 | 0 | | | | 0 |
| 21. Current (Non-Institutional Only) | 0 | 0 | 0 | 0 | 0 | 0 | 0 | 0 |
| 22. Total Inception-to-Date (Non-Institutional Only) | 0 | 0 | 0 | 0 | | | | 0 |
| 23. Current (Grand Total) | 0 | 0 | 0 | 0 | 0 | 0 | 0 | 0 |
| 24. Total Inception-to-Date (Grand Total) | 0 | 0 | 0 | 0 | | | | 0 |

CAUTION: The information contained on this page is unaudited and not a complete analysis nor is it an expression of opinion on any insurer. This page may contain inadvertent errors.

2021 LONG-TERM CARE INSURANCE EXPERIENCE REPORTING FORM 2
By COMPANY NAME

| Row Description | Premiums Earned | Incurred Claims | Cal Year of Peak Issues | PCT Male Lives Insured | Average Attained Age | NBR of Lives In-Force End of Year | NBR of Terminations | NBR of New Lives Insured |
|--|-----------------|----------------------------|-------------------------|------------------------|----------------------|-----------------------------------|---------------------|--------------------------|
| Company Name: New Era Life Ins Co | | Company Code: 78743 | | | | | | |
| Primarily 2002 and Prior Issue Years | | | | | | | | |
| 1. Current (Comprehensive) | 13,123 | -103,737 | 0 | 0 | 0 | 6 | 6 | 0 |
| 2. Total Inception-to-Date (Comprehensive) | 13,123 | 0 | 0 | 0 | | | | 0 |
| 3. Current (Institutional Only) | 0 | 0 | 0 | 0 | 0 | 0 | 0 | 0 |
| 4. Total Inception-to-Date (Institutional Only) | 0 | 0 | 0 | 0 | | | | 0 |
| 5. Current (Non-Institutional Only) | 0 | 0 | 0 | 0 | 0 | 0 | 0 | 0 |
| 6. Total Inception-to-Date (Non-Institutional Only) | 0 | 0 | 0 | 0 | | | | 0 |
| 7. Current (Grand Total) | 13,123 | -103,737 | 0 | 0 | 0 | 6 | 6 | 0 |
| 8. Total Inception-to-Date (Grand Total) | 13,123 | 0 | 0 | 0 | | | | 0 |
| Primarily 2003 to 2010 Issue Years | | | | | | | | |
| 9. Current (Comprehensive) | 0 | 0 | 0 | 0 | 0 | 0 | 0 | 0 |
| 10. Total Inception-to-Date (Comprehensive) | 0 | 0 | 0 | 0 | | | | 0 |
| 11. Current (Institutional Only) | 0 | 0 | 0 | 0 | 0 | 0 | 0 | 0 |
| 12. Total Inception-to-Date (Institutional Only) | 0 | 0 | 0 | 0 | | | | 0 |
| 13. Current (Non-Institutional Only) | 0 | 0 | 0 | 0 | 0 | 0 | 0 | 0 |
| 14. Total Inception-to-Date (Non-Institutional Only) | 0 | 0 | 0 | 0 | | | | 0 |
| 15. Current (Grand Total) | 0 | 0 | 0 | 0 | 0 | 0 | 0 | 0 |
| 16. Total Inception-to-Date (Grand Total) | 0 | 0 | 0 | 0 | | | | 0 |
| Primarily 2011 and Later Issue Years | | | | | | | | |
| 17. Current (Comprehensive) | 0 | 0 | 0 | 0 | 0 | 0 | 0 | 0 |
| 18. Total Inception-to-Date (Comprehensive) | 0 | 0 | 0 | 0 | | | | 0 |
| 19. Current (Institutional Only) | 0 | 0 | 0 | 0 | 0 | 0 | 0 | 0 |
| 20. Total Inception-to-Date (Institutional Only) | 0 | 0 | 0 | 0 | | | | 0 |
| 21. Current (Non-Institutional Only) | 0 | 0 | 0 | 0 | 0 | 0 | 0 | 0 |
| 22. Total Inception-to-Date (Non-Institutional Only) | 0 | 0 | 0 | 0 | | | | 0 |
| 23. Current (Grand Total) | 0 | 0 | 0 | 0 | 0 | 0 | 0 | 0 |
| 24. Total Inception-to-Date (Grand Total) | 0 | 0 | 0 | 0 | | | | 0 |

CAUTION: The information contained on this page is unaudited and not a complete analysis nor is it an expression of opinion on any insurer. This page may contain inadvertent errors.

2021 LONG-TERM CARE INSURANCE EXPERIENCE REPORTING FORM 2
By COMPANY NAME

| Row Description | Premiums Earned | Incurred Claims | Cal Year of Peak Issues | PCT Male Lives Insured | Average Attained Age | NBR of Lives In-Force End of Year | NBR of Terminations | NBR of New Lives Insured |
|---|-----------------|----------------------------|-------------------------|------------------------|----------------------|-----------------------------------|---------------------|--------------------------|
| Company Name: New York Life Ins & Ann Corp | | Company Code: 91596 | | | | | | |
| Primarily 2002 and Prior Issue Years | | | | | | | | |
| 1. Current (Comprehensive) | 0 | 0 | 0 | 0 | 0 | 0 | 0 | 0 |
| 2. Total Inception-to-Date (Comprehensive) | 0 | 0 | 0 | 0 | | | | 0 |
| 3. Current (Institutional Only) | 0 | 0 | 0 | 0 | 0 | 0 | 0 | 0 |
| 4. Total Inception-to-Date (Institutional Only) | 0 | 0 | 0 | 0 | | | | 0 |
| 5. Current (Non-Institutional Only) | 0 | 0 | 0 | 0 | 0 | 0 | 0 | 0 |
| 6. Total Inception-to-Date (Non-Institutional Only) | 0 | 0 | 0 | 0 | | | | 0 |
| 7. Current (Grand Total) | 0 | 0 | 0 | 0 | 0 | 0 | 0 | 0 |
| 8. Total Inception-to-Date (Grand Total) | 0 | 0 | 0 | 0 | | | | 0 |
| Primarily 2003 to 2010 Issue Years | | | | | | | | |
| 9. Current (Comprehensive) | 0 | 0 | 0 | 0 | 0 | 0 | 0 | 0 |
| 10. Total Inception-to-Date (Comprehensive) | 0 | 0 | 0 | 0 | | | | 0 |
| 11. Current (Institutional Only) | 0 | 0 | 0 | 0 | 0 | 0 | 0 | 0 |
| 12. Total Inception-to-Date (Institutional Only) | 0 | 0 | 0 | 0 | | | | 0 |
| 13. Current (Non-Institutional Only) | 0 | 0 | 0 | 0 | 0 | 0 | 0 | 0 |
| 14. Total Inception-to-Date (Non-Institutional Only) | 0 | 0 | 0 | 0 | | | | 0 |
| 15. Current (Grand Total) | 0 | 0 | 0 | 0 | 0 | 0 | 0 | 0 |
| 16. Total Inception-to-Date (Grand Total) | 0 | 0 | 0 | 0 | | | | 0 |
| Primarily 2011 and Later Issue Years | | | | | | | | |
| 17. Current (Comprehensive) | 0 | 0 | 0 | 0 | 0 | 0 | 0 | 0 |
| 18. Total Inception-to-Date (Comprehensive) | 0 | 0 | 0 | 0 | | | | 0 |
| 19. Current (Institutional Only) | 0 | 0 | 0 | 0 | 0 | 0 | 0 | 0 |
| 20. Total Inception-to-Date (Institutional Only) | 0 | 0 | 0 | 0 | | | | 0 |
| 21. Current (Non-Institutional Only) | 0 | 0 | 0 | 0 | 0 | 0 | 0 | 0 |
| 22. Total Inception-to-Date (Non-Institutional Only) | 0 | 0 | 0 | 0 | | | | 0 |
| 23. Current (Grand Total) | 0 | 0 | 0 | 0 | 0 | 0 | 0 | 0 |
| 24. Total Inception-to-Date (Grand Total) | 0 | 0 | 0 | 0 | | | | 0 |

CAUTION: The information contained on this page is unaudited and not a complete analysis nor is it an expression of opinion on any insurer. This page may contain inadvertent errors.

2021 LONG-TERM CARE INSURANCE EXPERIENCE REPORTING FORM 2
By COMPANY NAME

| Row Description | Premiums Earned | Incurred Claims | Cal Year of Peak Issues | PCT Male Lives Insured | Average Attained Age | NBR of Lives In-Force End of Year | NBR of Terminations | NBR of New Lives Insured |
|--|-----------------|----------------------------|-------------------------|------------------------|----------------------|-----------------------------------|---------------------|--------------------------|
| Company Name: New York Life Ins Co | | Company Code: 66915 | | | | | | |
| Primarily 2002 and Prior Issue Years | | | | | | | | |
| 1. Current (Comprehensive) | 63,548 | 106,069 | 2002 | 0 | 75 | 34,575 | 1,393 | 111 |
| 2. Total Inception-to-Date (Comprehensive) | 1,359,760 | 1,078,832 | 2002 | 0 | | | | 51,415 |
| 3. Current (Institutional Only) | 2,094 | 5,494 | 2003 | 0 | 81 | 1,744 | 156 | 9 |
| 4. Total Inception-to-Date (Institutional Only) | 87,951 | 101,512 | 1996 | 0 | | | | 4,578 |
| 5. Current (Non-Institutional Only) | 0 | 0 | 0 | 0 | 0 | 0 | 0 | 0 |
| 6. Total Inception-to-Date (Non-Institutional Only) | 0 | 0 | 0 | 0 | | | | 0 |
| 7. Current (Grand Total) | 65,642 | 111,563 | 2002 | 0 | 76 | 36,319 | 1,549 | 120 |
| 8. Total Inception-to-Date (Grand Total) | 1,447,711 | 1,180,344 | 2002 | 0 | | | | 55,993 |
| Primarily 2003 to 2010 Issue Years | | | | | | | | |
| 9. Current (Comprehensive) | 126,593 | 44,653 | 2011 | 0 | 66 | 59,930 | 966 | 63 |
| 10. Total Inception-to-Date (Comprehensive) | 1,741,135 | 282,066 | 2011 | 0 | | | | 79,432 |
| 11. Current (Institutional Only) | 2,855 | 1,687 | 2011 | 0 | 72 | 1,915 | 49 | 1 |
| 12. Total Inception-to-Date (Institutional Only) | 45,844 | 12,617 | 2005 | 0 | | | | 2,679 |
| 13. Current (Non-Institutional Only) | 0 | 0 | 0 | 0 | 0 | 0 | 0 | 0 |
| 14. Total Inception-to-Date (Non-Institutional Only) | 0 | 0 | 0 | 0 | | | | 0 |
| 15. Current (Grand Total) | 129,448 | 46,340 | 2011 | 0 | 67 | 61,845 | 1,015 | 64 |
| 16. Total Inception-to-Date (Grand Total) | 1,786,979 | 294,683 | 2011 | 0 | | | | 82,111 |
| Primarily 2011 and Later Issue Years | | | | | | | | |
| 17. Current (Comprehensive) | 121,674 | 7,078 | 2012 | 0 | 57 | 60,116 | 1,304 | 16,851 |
| 18. Total Inception-to-Date (Comprehensive) | 898,740 | 24,367 | 2021 | 0 | | | | 77,899 |
| 19. Current (Institutional Only) | 1,539 | 0 | 2012 | 0 | 65 | 825 | 22 | 0 |
| 20. Total Inception-to-Date (Institutional Only) | 16,607 | 0 | 2012 | 0 | | | | 1,229 |
| 21. Current (Non-Institutional Only) | 0 | 0 | 0 | 0 | 0 | 0 | 0 | 0 |
| 22. Total Inception-to-Date (Non-Institutional Only) | 0 | 0 | 0 | 0 | | | | 0 |
| 23. Current (Grand Total) | 123,213 | 7,078 | 2012 | 0 | 57 | 60,941 | 1,326 | 16,851 |
| 24. Total Inception-to-Date (Grand Total) | 915,347 | 24,367 | 2021 | 0 | | | | 79,128 |

CAUTION: The information contained on this page is unaudited and not a complete analysis nor is it an expression of opinion on any insurer. This page may contain inadvertent errors.

2021 LONG-TERM CARE INSURANCE EXPERIENCE REPORTING FORM 2
By COMPANY NAME

| Row Description | Premiums Earned | Incurred Claims | Cal Year of Peak Issues | PCT Male Lives Insured | Average Attained Age | NBR of Lives In-Force End of Year | NBR of Terminations | NBR of New Lives Insured |
|---|-----------------|----------------------------|-------------------------|------------------------|----------------------|-----------------------------------|---------------------|--------------------------|
| Company Name: Northwestern Long Term Care Ins Co | | Company Code: 69000 | | | | | | |
| Primarily 2002 and Prior Issue Years | | | | | | | | |
| 1. Current (Comprehensive) | 38,048 | 63,607 | 2001 | 43 | 77 | 9,409 | 369 | 0 |
| 2. Total Inception-to-Date (Comprehensive) | 631,003 | 432,849 | 2001 | 45 | | | | 14,894 |
| 3. Current (Institutional Only) | 0 | 0 | 0 | 0 | 0 | 0 | 0 | 0 |
| 4. Total Inception-to-Date (Institutional Only) | 0 | 0 | 0 | 0 | | | | 0 |
| 5. Current (Non-Institutional Only) | 0 | 0 | 0 | 0 | 0 | 0 | 0 | 0 |
| 6. Total Inception-to-Date (Non-Institutional Only) | 0 | 0 | 0 | 0 | | | | 0 |
| 7. Current (Grand Total) | 38,048 | 63,607 | 2001 | 43 | 77 | 9,409 | 369 | 0 |
| 8. Total Inception-to-Date (Grand Total) | 631,003 | 432,849 | 2001 | 45 | | | | 14,894 |
| Primarily 2003 to 2010 Issue Years | | | | | | | | |
| 9. Current (Comprehensive) | 301,760 | 181,591 | 2010 | 46 | 69 | 86,973 | 1,419 | 0 |
| 10. Total Inception-to-Date (Comprehensive) | 3,651,057 | 944,758 | 2010 | 47 | | | | 125,934 |
| 11. Current (Institutional Only) | 0 | 0 | 0 | 0 | 0 | 0 | 0 | 0 |
| 12. Total Inception-to-Date (Institutional Only) | 0 | 0 | 0 | 0 | | | | 0 |
| 13. Current (Non-Institutional Only) | 0 | 0 | 0 | 0 | 0 | 0 | 0 | 0 |
| 14. Total Inception-to-Date (Non-Institutional Only) | 0 | 0 | 0 | 0 | | | | 0 |
| 15. Current (Grand Total) | 301,760 | 181,591 | 2010 | 46 | 69 | 86,973 | 1,419 | 0 |
| 16. Total Inception-to-Date (Grand Total) | 3,651,057 | 944,758 | 2010 | 47 | | | | 125,934 |
| Primarily 2011 and Later Issue Years | | | | | | | | |
| 17. Current (Comprehensive) | 491,188 | 62,642 | 2012 | 49 | 59 | 172,794 | 2,544 | 13,327 |
| 18. Total Inception-to-Date (Comprehensive) | 3,348,561 | 207,398 | 2012 | 49 | | | | 195,585 |
| 19. Current (Institutional Only) | 0 | 0 | 0 | 0 | 0 | 0 | 0 | 0 |
| 20. Total Inception-to-Date (Institutional Only) | 0 | 0 | 0 | 0 | | | | 0 |
| 21. Current (Non-Institutional Only) | 0 | 0 | 0 | 0 | 0 | 0 | 0 | 0 |
| 22. Total Inception-to-Date (Non-Institutional Only) | 0 | 0 | 0 | 0 | | | | 0 |
| 23. Current (Grand Total) | 491,188 | 62,642 | 2012 | 49 | 59 | 172,794 | 2,544 | 13,327 |
| 24. Total Inception-to-Date (Grand Total) | 3,348,561 | 207,398 | 2012 | 49 | | | | 195,585 |

CAUTION: The information contained on this page is unaudited and not a complete analysis nor is it an expression of opinion on any insurer. This page may contain inadvertent errors.

2021 LONG-TERM CARE INSURANCE EXPERIENCE REPORTING FORM 2
By COMPANY NAME

| Row Description | Premiums Earned | Incurred Claims | Cal Year of Peak Issues | PCT Male Lives Insured | Average Attained Age | NBR of Lives In-Force End of Year | NBR of Terminations | NBR of New Lives Insured |
|--|-----------------|----------------------------|-------------------------|------------------------|----------------------|-----------------------------------|---------------------|--------------------------|
| Company Name: Northwestern Mut Life Ins Co | | Company Code: 67091 | | | | | | |
| Primarily 2002 and Prior Issue Years | | | | | | | | |
| 1. Current (Comprehensive) | 0 | 0 | 0 | 0 | 0 | 0 | 0 | 0 |
| 2. Total Inception-to-Date (Comprehensive) | 0 | 0 | 0 | 0 | | | | 0 |
| 3. Current (Institutional Only) | 0 | 0 | 0 | 0 | 0 | 0 | 0 | 0 |
| 4. Total Inception-to-Date (Institutional Only) | 0 | 0 | 0 | 0 | | | | 0 |
| 5. Current (Non-Institutional Only) | 0 | 0 | 0 | 0 | 0 | 0 | 0 | 0 |
| 6. Total Inception-to-Date (Non-Institutional Only) | 0 | 0 | 0 | 0 | | | | 0 |
| 7. Current (Grand Total) | 0 | 0 | 0 | 0 | 0 | 0 | 0 | 0 |
| 8. Total Inception-to-Date (Grand Total) | 0 | 0 | 0 | 0 | | | | 0 |
| Primarily 2003 to 2010 Issue Years | | | | | | | | |
| 9. Current (Comprehensive) | 0 | 0 | 0 | 0 | 0 | 0 | 0 | 0 |
| 10. Total Inception-to-Date (Comprehensive) | 0 | 0 | 0 | 0 | | | | 0 |
| 11. Current (Institutional Only) | 0 | 0 | 0 | 0 | 0 | 0 | 0 | 0 |
| 12. Total Inception-to-Date (Institutional Only) | 0 | 0 | 0 | 0 | | | | 0 |
| 13. Current (Non-Institutional Only) | 0 | 0 | 0 | 0 | 0 | 0 | 0 | 0 |
| 14. Total Inception-to-Date (Non-Institutional Only) | 0 | 0 | 0 | 0 | | | | 0 |
| 15. Current (Grand Total) | 0 | 0 | 0 | 0 | 0 | 0 | 0 | 0 |
| 16. Total Inception-to-Date (Grand Total) | 0 | 0 | 0 | 0 | | | | 0 |
| Primarily 2011 and Later Issue Years | | | | | | | | |
| 17. Current (Comprehensive) | 0 | 0 | 0 | 0 | 0 | 0 | 0 | 0 |
| 18. Total Inception-to-Date (Comprehensive) | 0 | 0 | 0 | 0 | | | | 0 |
| 19. Current (Institutional Only) | 0 | 0 | 0 | 0 | 0 | 0 | 0 | 0 |
| 20. Total Inception-to-Date (Institutional Only) | 0 | 0 | 0 | 0 | | | | 0 |
| 21. Current (Non-Institutional Only) | 0 | 0 | 0 | 0 | 0 | 0 | 0 | 0 |
| 22. Total Inception-to-Date (Non-Institutional Only) | 0 | 0 | 0 | 0 | | | | 0 |
| 23. Current (Grand Total) | 0 | 0 | 0 | 0 | 0 | 0 | 0 | 0 |
| 24. Total Inception-to-Date (Grand Total) | 0 | 0 | 0 | 0 | | | | 0 |

CAUTION: The information contained on this page is unaudited and not a complete analysis nor is it an expression of opinion on any insurer. This page may contain inadvertent errors.

2021 LONG-TERM CARE INSURANCE EXPERIENCE REPORTING FORM 2
By COMPANY NAME

| Row Description | Premiums Earned | Incurred Claims | Cal Year of Peak Issues | PCT Male Lives Insured | Average Attained Age | NBR of Lives In-Force End of Year | NBR of Terminations | NBR of New Lives Insured |
|--|--------------------|----------------------------|-------------------------------|---------------------------------|----------------------------|---|---------------------------|--------------------------------|
| Company Name: Oceanview Life & Annuity Co | | Company Code: 68446 | | | | | | |
| Primarily 2002 and Prior Issue Years | | | | | | | | |
| 1. Current (Comprehensive) | 0 | 0 | 0 | 0 | 0 | 0 | 0 | 0 |
| 2. Total Inception-to-Date (Comprehensive) | 0 | 0 | 0 | 0 | | | | 0 |
| 3. Current (Institutional Only) | 0 | 0 | 0 | 0 | 0 | 0 | 0 | 0 |
| 4. Total Inception-to-Date (Institutional Only) | 0 | 0 | 0 | 0 | | | | 0 |
| 5. Current (Non-Institutional Only) | 0 | 0 | 0 | 0 | 0 | 0 | 0 | 0 |
| 6. Total Inception-to-Date (Non-Institutional Only) | 0 | 0 | 0 | 0 | | | | 0 |
| 7. Current (Grand Total) | 0 | 0 | 0 | 0 | 0 | 0 | 0 | 0 |
| 8. Total Inception-to-Date (Grand Total) | 0 | 0 | 0 | 0 | | | | 0 |
| Primarily 2003 to 2010 Issue Years | | | | | | | | |
| 9. Current (Comprehensive) | 0 | 0 | 0 | 0 | 0 | 0 | 0 | 0 |
| 10. Total Inception-to-Date (Comprehensive) | 0 | 0 | 0 | 0 | | | | 0 |
| 11. Current (Institutional Only) | 0 | 0 | 0 | 0 | 0 | 0 | 0 | 0 |
| 12. Total Inception-to-Date (Institutional Only) | 0 | 0 | 0 | 0 | | | | 0 |
| 13. Current (Non-Institutional Only) | 0 | 0 | 0 | 0 | 0 | 0 | 0 | 0 |
| 14. Total Inception-to-Date (Non-Institutional Only) | 0 | 0 | 0 | 0 | | | | 0 |
| 15. Current (Grand Total) | 0 | 0 | 0 | 0 | 0 | 0 | 0 | 0 |
| 16. Total Inception-to-Date (Grand Total) | 0 | 0 | 0 | 0 | | | | 0 |
| Primarily 2011 and Later Issue Years | | | | | | | | |
| 17. Current (Comprehensive) | 0 | 0 | 0 | 0 | 0 | 0 | 0 | 0 |
| 18. Total Inception-to-Date (Comprehensive) | 0 | 0 | 0 | 0 | | | | 0 |
| 19. Current (Institutional Only) | 0 | 0 | 0 | 0 | 0 | 0 | 0 | 0 |
| 20. Total Inception-to-Date (Institutional Only) | 0 | 0 | 0 | 0 | | | | 0 |
| 21. Current (Non-Institutional Only) | 0 | 0 | 0 | 0 | 0 | 0 | 0 | 0 |
| 22. Total Inception-to-Date (Non-Institutional Only) | 0 | 0 | 0 | 0 | | | | 0 |
| 23. Current (Grand Total) | 0 | 0 | 0 | 0 | 0 | 0 | 0 | 0 |
| 24. Total Inception-to-Date (Grand Total) | 0 | 0 | 0 | 0 | | | | 0 |

CAUTION: The information contained on this page is unaudited and not a complete analysis nor is it an expression of opinion on any insurer.
This page may contain inadvertent errors.

2021 LONG-TERM CARE INSURANCE EXPERIENCE REPORTING FORM 2
By COMPANY NAME

| Row Description | Premiums Earned | Incurred Claims | Cal Year of Peak Issues | PCT Male Lives Insured | Average Attained Age | NBR of Lives In-Force End of Year | NBR of Terminations | NBR of New Lives Insured |
|--|-----------------|----------------------------|-------------------------|------------------------|----------------------|-----------------------------------|---------------------|--------------------------|
| Company Name: Old Amer Ins Co | | Company Code: 67199 | | | | | | |
| Primarily 2002 and Prior Issue Years | | | | | | | | |
| 1. Current (Comprehensive) | 31 | 165 | 1991 | 5 | 92 | 19 | 8 | 0 |
| 2. Total Inception-to-Date (Comprehensive) | 1,168 | 6,823 | 1991 | 24 | | | | 0 |
| 3. Current (Institutional Only) | 0 | 0 | 0 | 0 | 0 | 0 | 0 | 0 |
| 4. Total Inception-to-Date (Institutional Only) | 0 | 0 | 0 | 0 | | | | 0 |
| 5. Current (Non-Institutional Only) | 0 | 0 | 0 | 0 | 0 | 0 | 0 | 0 |
| 6. Total Inception-to-Date (Non-Institutional Only) | 0 | 0 | 0 | 0 | | | | 0 |
| 7. Current (Grand Total) | 31 | 165 | 1991 | 5 | 92 | 19 | 8 | 0 |
| 8. Total Inception-to-Date (Grand Total) | 1,168 | 6,823 | 1991 | 24 | | | | 0 |
| Primarily 2003 to 2010 Issue Years | | | | | | | | |
| 9. Current (Comprehensive) | 0 | 0 | 0 | 0 | 0 | 0 | 0 | 0 |
| 10. Total Inception-to-Date (Comprehensive) | 0 | 0 | 0 | 0 | | | | 0 |
| 11. Current (Institutional Only) | 0 | 0 | 0 | 0 | 0 | 0 | 0 | 0 |
| 12. Total Inception-to-Date (Institutional Only) | 0 | 0 | 0 | 0 | | | | 0 |
| 13. Current (Non-Institutional Only) | 0 | 0 | 0 | 0 | 0 | 0 | 0 | 0 |
| 14. Total Inception-to-Date (Non-Institutional Only) | 0 | 0 | 0 | 0 | | | | 0 |
| 15. Current (Grand Total) | 0 | 0 | 0 | 0 | 0 | 0 | 0 | 0 |
| 16. Total Inception-to-Date (Grand Total) | 0 | 0 | 0 | 0 | | | | 0 |
| Primarily 2011 and Later Issue Years | | | | | | | | |
| 17. Current (Comprehensive) | 0 | 0 | 0 | 0 | 0 | 0 | 0 | 0 |
| 18. Total Inception-to-Date (Comprehensive) | 0 | 0 | 0 | 0 | | | | 0 |
| 19. Current (Institutional Only) | 0 | 0 | 0 | 0 | 0 | 0 | 0 | 0 |
| 20. Total Inception-to-Date (Institutional Only) | 0 | 0 | 0 | 0 | | | | 0 |
| 21. Current (Non-Institutional Only) | 0 | 0 | 0 | 0 | 0 | 0 | 0 | 0 |
| 22. Total Inception-to-Date (Non-Institutional Only) | 0 | 0 | 0 | 0 | | | | 0 |
| 23. Current (Grand Total) | 0 | 0 | 0 | 0 | 0 | 0 | 0 | 0 |
| 24. Total Inception-to-Date (Grand Total) | 0 | 0 | 0 | 0 | | | | 0 |

CAUTION: The information contained on this page is unaudited and not a complete analysis nor is it an expression of opinion on any insurer. This page may contain inadvertent errors.

2021 LONG-TERM CARE INSURANCE EXPERIENCE REPORTING FORM 2
By COMPANY NAME

| Row Description | Premiums Earned | Incurred Claims | Cal Year of Peak Issues | PCT Male Lives Insured | Average Attained Age | NBR of Lives In-Force End of Year | NBR of Terminations | NBR of New Lives Insured |
|---|-----------------|----------------------------|-------------------------|------------------------|----------------------|-----------------------------------|---------------------|--------------------------|
| Company Name: Order of United Commercial Travelers | | Company Code: 56383 | | | | | | |
| Primarily 2002 and Prior Issue Years | | | | | | | | |
| 1. Current (Comprehensive) | 0 | 0 | 1989 | 100 | 87 | 1 | 0 | 0 |
| 2. Total Inception-to-Date (Comprehensive) | 207 | 43 | 1989 | 100 | | | | 0 |
| 3. Current (Institutional Only) | 0 | 0 | 0 | 0 | 0 | 0 | 0 | 0 |
| 4. Total Inception-to-Date (Institutional Only) | 0 | 0 | 0 | 0 | | | | 0 |
| 5. Current (Non-Institutional Only) | 0 | 0 | 0 | 0 | 0 | 0 | 0 | 0 |
| 6. Total Inception-to-Date (Non-Institutional Only) | 0 | 0 | 0 | 0 | | | | 0 |
| 7. Current (Grand Total) | 0 | 0 | 1989 | 100 | 87 | 1 | 0 | 0 |
| 8. Total Inception-to-Date (Grand Total) | 207 | 43 | 1989 | 100 | | | | 0 |
| Primarily 2003 to 2010 Issue Years | | | | | | | | |
| 9. Current (Comprehensive) | 0 | 0 | 0 | 0 | 0 | 0 | 0 | 0 |
| 10. Total Inception-to-Date (Comprehensive) | 0 | 0 | 0 | 0 | | | | 0 |
| 11. Current (Institutional Only) | 0 | 0 | 0 | 0 | 0 | 0 | 0 | 0 |
| 12. Total Inception-to-Date (Institutional Only) | 0 | 0 | 0 | 0 | | | | 0 |
| 13. Current (Non-Institutional Only) | 0 | 0 | 0 | 0 | 0 | 0 | 0 | 0 |
| 14. Total Inception-to-Date (Non-Institutional Only) | 0 | 0 | 0 | 0 | | | | 0 |
| 15. Current (Grand Total) | 0 | 0 | 0 | 0 | 0 | 0 | 0 | 0 |
| 16. Total Inception-to-Date (Grand Total) | 0 | 0 | 0 | 0 | | | | 0 |
| Primarily 2011 and Later Issue Years | | | | | | | | |
| 17. Current (Comprehensive) | 0 | 0 | 0 | 0 | 0 | 0 | 0 | 0 |
| 18. Total Inception-to-Date (Comprehensive) | 0 | 0 | 0 | 0 | | | | 0 |
| 19. Current (Institutional Only) | 0 | 0 | 0 | 0 | 0 | 0 | 0 | 0 |
| 20. Total Inception-to-Date (Institutional Only) | 0 | 0 | 0 | 0 | | | | 0 |
| 21. Current (Non-Institutional Only) | 0 | 0 | 0 | 0 | 0 | 0 | 0 | 0 |
| 22. Total Inception-to-Date (Non-Institutional Only) | 0 | 0 | 0 | 0 | | | | 0 |
| 23. Current (Grand Total) | 0 | 0 | 0 | 0 | 0 | 0 | 0 | 0 |
| 24. Total Inception-to-Date (Grand Total) | 0 | 0 | 0 | 0 | | | | 0 |

CAUTION: The information contained on this page is unaudited and not a complete analysis nor is it an expression of opinion on any insurer. This page may contain inadvertent errors.

2021 LONG-TERM CARE INSURANCE EXPERIENCE REPORTING FORM 2
By COMPANY NAME

| Row Description | Premiums Earned | Incurred Claims | Cal Year of Peak Issues | PCT Male Lives Insured | Average Attained Age | NBR of Lives In-Force End of Year | NBR of Terminations | NBR of New Lives Insured |
|--|-----------------|----------------------------|-------------------------|------------------------|----------------------|-----------------------------------|---------------------|--------------------------|
| Company Name: Pan Handle Farmers Mut Ins Co Of WV | | Company Code: 10904 | | | | | | |
| Primarily 2002 and Prior Issue Years | | | | | | | | |
| 1. Current (Comprehensive) | 0 | 0 | 0 | 0 | 0 | 0 | 0 | 0 |
| 2. Total Inception-to-Date (Comprehensive) | 0 | 0 | 0 | 0 | | | | 0 |
| 3. Current (Institutional Only) | 0 | 0 | 0 | 0 | 0 | 0 | 0 | 0 |
| 4. Total Inception-to-Date (Institutional Only) | 0 | 0 | 0 | 0 | | | | 0 |
| 5. Current (Non-Institutional Only) | 0 | 0 | 0 | 0 | 0 | 0 | 0 | 0 |
| 6. Total Inception-to-Date (Non-Institutional Only) | 0 | 0 | 0 | 0 | | | | 0 |
| 7. Current (Grand Total) | 0 | 0 | 0 | 0 | 0 | 0 | 0 | 0 |
| 8. Total Inception-to-Date (Grand Total) | 0 | 0 | 0 | 0 | | | | 0 |
| Primarily 2003 to 2010 Issue Years | | | | | | | | |
| 9. Current (Comprehensive) | 0 | 0 | 0 | 0 | 0 | 0 | 0 | 0 |
| 10. Total Inception-to-Date (Comprehensive) | 0 | 0 | 0 | 0 | | | | 0 |
| 11. Current (Institutional Only) | 0 | 0 | 0 | 0 | 0 | 0 | 0 | 0 |
| 12. Total Inception-to-Date (Institutional Only) | 0 | 0 | 0 | 0 | | | | 0 |
| 13. Current (Non-Institutional Only) | 0 | 0 | 0 | 0 | 0 | 0 | 0 | 0 |
| 14. Total Inception-to-Date (Non-Institutional Only) | 0 | 0 | 0 | 0 | | | | 0 |
| 15. Current (Grand Total) | 0 | 0 | 0 | 0 | 0 | 0 | 0 | 0 |
| 16. Total Inception-to-Date (Grand Total) | 0 | 0 | 0 | 0 | | | | 0 |
| Primarily 2011 and Later Issue Years | | | | | | | | |
| 17. Current (Comprehensive) | 0 | 0 | 0 | 0 | 0 | 0 | 0 | 0 |
| 18. Total Inception-to-Date (Comprehensive) | 0 | 0 | 0 | 0 | | | | 0 |
| 19. Current (Institutional Only) | 0 | 0 | 0 | 0 | 0 | 0 | 0 | 0 |
| 20. Total Inception-to-Date (Institutional Only) | 0 | 0 | 0 | 0 | | | | 0 |
| 21. Current (Non-Institutional Only) | 0 | 0 | 0 | 0 | 0 | 0 | 0 | 0 |
| 22. Total Inception-to-Date (Non-Institutional Only) | 0 | 0 | 0 | 0 | | | | 0 |
| 23. Current (Grand Total) | 0 | 0 | 0 | 0 | 0 | 0 | 0 | 0 |
| 24. Total Inception-to-Date (Grand Total) | 0 | 0 | 0 | 0 | | | | 0 |

CAUTION: The information contained on this page is unaudited and not a complete analysis nor is it an expression of opinion on any insurer. This page may contain inadvertent errors.

2021 LONG-TERM CARE INSURANCE EXPERIENCE REPORTING FORM 2
By COMPANY NAME

| Row Description | Premiums Earned | Incurred Claims | Cal Year of Peak Issues | PCT Male Lives Insured | Average Attained Age | NBR of Lives In-Force End of Year | NBR of Terminations | NBR of New Lives Insured |
|--|-----------------|----------------------------|-------------------------|------------------------|----------------------|-----------------------------------|---------------------|--------------------------|
| Company Name: Patriot Ins Co | | Company Code: 32069 | | | | | | |
| Primarily 2002 and Prior Issue Years | | | | | | | | |
| 1. Current (Comprehensive) | 11 | 1 | 1999 | 20 | 82 | 10 | 1 | 0 |
| 2. Total Inception-to-Date (Comprehensive) | 548 | 358 | 1999 | 41 | | | | 27 |
| 3. Current (Institutional Only) | 0 | 0 | 0 | 0 | 0 | 0 | 0 | 0 |
| 4. Total Inception-to-Date (Institutional Only) | 0 | 0 | 0 | 0 | | | | 0 |
| 5. Current (Non-Institutional Only) | 0 | 0 | 0 | 0 | 0 | 0 | 0 | 0 |
| 6. Total Inception-to-Date (Non-Institutional Only) | 1 | 0 | 2000 | 0 | | | | 1 |
| 7. Current (Grand Total) | 11 | 1 | 1999 | 20 | 82 | 10 | 1 | 0 |
| 8. Total Inception-to-Date (Grand Total) | 549 | 358 | 1999 | 39 | | | | 28 |
| Primarily 2003 to 2010 Issue Years | | | | | | | | |
| 9. Current (Comprehensive) | 0 | 0 | 0 | 0 | 0 | 0 | 0 | 0 |
| 10. Total Inception-to-Date (Comprehensive) | 0 | 0 | 0 | 0 | | | | 0 |
| 11. Current (Institutional Only) | 0 | 0 | 0 | 0 | 0 | 0 | 0 | 0 |
| 12. Total Inception-to-Date (Institutional Only) | 0 | 0 | 0 | 0 | | | | 0 |
| 13. Current (Non-Institutional Only) | 0 | 0 | 0 | 0 | 0 | 0 | 0 | 0 |
| 14. Total Inception-to-Date (Non-Institutional Only) | 0 | 0 | 0 | 0 | | | | 0 |
| 15. Current (Grand Total) | 0 | 0 | 0 | 0 | 0 | 0 | 0 | 0 |
| 16. Total Inception-to-Date (Grand Total) | 0 | 0 | 0 | 0 | | | | 0 |
| Primarily 2011 and Later Issue Years | | | | | | | | |
| 17. Current (Comprehensive) | 0 | 0 | 0 | 0 | 0 | 0 | 0 | 0 |
| 18. Total Inception-to-Date (Comprehensive) | 0 | 0 | 0 | 0 | | | | 0 |
| 19. Current (Institutional Only) | 0 | 0 | 0 | 0 | 0 | 0 | 0 | 0 |
| 20. Total Inception-to-Date (Institutional Only) | 0 | 0 | 0 | 0 | | | | 0 |
| 21. Current (Non-Institutional Only) | 0 | 0 | 0 | 0 | 0 | 0 | 0 | 0 |
| 22. Total Inception-to-Date (Non-Institutional Only) | 0 | 0 | 0 | 0 | | | | 0 |
| 23. Current (Grand Total) | 0 | 0 | 0 | 0 | 0 | 0 | 0 | 0 |
| 24. Total Inception-to-Date (Grand Total) | 0 | 0 | 0 | 0 | | | | 0 |

CAUTION: The information contained on this page is unaudited and not a complete analysis nor is it an expression of opinion on any insurer. This page may contain inadvertent errors.

2021 LONG-TERM CARE INSURANCE EXPERIENCE REPORTING FORM 2
By COMPANY NAME

| Row Description | Premiums Earned | Incurred Claims | Cal Year of Peak Issues | PCT Male Lives Insured | Average Attained Age | NBR of Lives In-Force End of Year | NBR of Terminations | NBR of New Lives Insured |
|--|-----------------|----------------------------|-------------------------|------------------------|----------------------|-----------------------------------|---------------------|--------------------------|
| Company Name: Peachtree Cas Ins Co | | Company Code: 25755 | | | | | | |
| Primarily 2002 and Prior Issue Years | | | | | | | | |
| 1. Current (Comprehensive) | 0 | 0 | 0 | 0 | 0 | 0 | 0 | 0 |
| 2. Total Inception-to-Date (Comprehensive) | 0 | 0 | 0 | 0 | | | | 0 |
| 3. Current (Institutional Only) | 0 | 0 | 0 | 0 | 0 | 0 | 0 | 0 |
| 4. Total Inception-to-Date (Institutional Only) | 0 | 0 | 0 | 0 | | | | 0 |
| 5. Current (Non-Institutional Only) | 0 | 0 | 0 | 0 | 0 | 0 | 0 | 0 |
| 6. Total Inception-to-Date (Non-Institutional Only) | 0 | 0 | 0 | 0 | | | | 0 |
| 7. Current (Grand Total) | 0 | 0 | 0 | 0 | 0 | 0 | 0 | 0 |
| 8. Total Inception-to-Date (Grand Total) | 0 | 0 | 0 | 0 | | | | 0 |
| Primarily 2003 to 2010 Issue Years | | | | | | | | |
| 9. Current (Comprehensive) | 0 | 0 | 0 | 0 | 0 | 0 | 0 | 0 |
| 10. Total Inception-to-Date (Comprehensive) | 0 | 0 | 0 | 0 | | | | 0 |
| 11. Current (Institutional Only) | 0 | 0 | 0 | 0 | 0 | 0 | 0 | 0 |
| 12. Total Inception-to-Date (Institutional Only) | 0 | 0 | 0 | 0 | | | | 0 |
| 13. Current (Non-Institutional Only) | 0 | 0 | 0 | 0 | 0 | 0 | 0 | 0 |
| 14. Total Inception-to-Date (Non-Institutional Only) | 0 | 0 | 0 | 0 | | | | 0 |
| 15. Current (Grand Total) | 0 | 0 | 0 | 0 | 0 | 0 | 0 | 0 |
| 16. Total Inception-to-Date (Grand Total) | 0 | 0 | 0 | 0 | | | | 0 |
| Primarily 2011 and Later Issue Years | | | | | | | | |
| 17. Current (Comprehensive) | 0 | 0 | 0 | 0 | 0 | 0 | 0 | 0 |
| 18. Total Inception-to-Date (Comprehensive) | 0 | 0 | 0 | 0 | | | | 0 |
| 19. Current (Institutional Only) | 0 | 0 | 0 | 0 | 0 | 0 | 0 | 0 |
| 20. Total Inception-to-Date (Institutional Only) | 0 | 0 | 0 | 0 | | | | 0 |
| 21. Current (Non-Institutional Only) | 0 | 0 | 0 | 0 | 0 | 0 | 0 | 0 |
| 22. Total Inception-to-Date (Non-Institutional Only) | 0 | 0 | 0 | 0 | | | | 0 |
| 23. Current (Grand Total) | 0 | 0 | 0 | 0 | 0 | 0 | 0 | 0 |
| 24. Total Inception-to-Date (Grand Total) | 0 | 0 | 0 | 0 | | | | 0 |

CAUTION: The information contained on this page is unaudited and not a complete analysis nor is it an expression of opinion on any insurer. This page may contain inadvertent errors.

2021 LONG-TERM CARE INSURANCE EXPERIENCE REPORTING FORM 2
By COMPANY NAME

| Row Description | Premiums Earned | Incurred Claims | Cal Year of Peak Issues | PCT Male Lives Insured | Average Attained Age | NBR of Lives In-Force End of Year | NBR of Terminations | NBR of New Lives Insured |
|--|-----------------|----------------------------|-------------------------|------------------------|----------------------|-----------------------------------|---------------------|--------------------------|
| Company Name: Pekin Life Ins Co | | Company Code: 67628 | | | | | | |
| Primarily 2002 and Prior Issue Years | | | | | | | | |
| 1. Current (Comprehensive) | 11 | -109 | 1988 | 0 | 61 | 14 | 1 | 0 |
| 2. Total Inception-to-Date (Comprehensive) | 8,256 | 11,311 | 1987 | 25 | | | | 0 |
| 3. Current (Institutional Only) | 0 | 0 | 0 | 0 | 0 | 0 | 0 | 0 |
| 4. Total Inception-to-Date (Institutional Only) | 0 | 0 | 0 | 0 | | | | 0 |
| 5. Current (Non-Institutional Only) | 0 | 0 | 0 | 0 | 0 | 0 | 0 | 0 |
| 6. Total Inception-to-Date (Non-Institutional Only) | 0 | 0 | 0 | 0 | | | | 0 |
| 7. Current (Grand Total) | 11 | -109 | 0 | 0 | 0 | 14 | 1 | 0 |
| 8. Total Inception-to-Date (Grand Total) | 8,256 | 11,311 | 0 | 0 | | | | 0 |
| Primarily 2003 to 2010 Issue Years | | | | | | | | |
| 9. Current (Comprehensive) | 0 | 0 | 0 | 0 | 0 | 0 | 0 | 0 |
| 10. Total Inception-to-Date (Comprehensive) | 0 | 0 | 0 | 0 | | | | 0 |
| 11. Current (Institutional Only) | 0 | 0 | 0 | 0 | 0 | 0 | 0 | 0 |
| 12. Total Inception-to-Date (Institutional Only) | 0 | 0 | 0 | 0 | | | | 0 |
| 13. Current (Non-Institutional Only) | 0 | 0 | 0 | 0 | 0 | 0 | 0 | 0 |
| 14. Total Inception-to-Date (Non-Institutional Only) | 0 | 0 | 0 | 0 | | | | 0 |
| 15. Current (Grand Total) | 0 | 0 | 0 | 0 | 0 | 0 | 0 | 0 |
| 16. Total Inception-to-Date (Grand Total) | 0 | 0 | 0 | 0 | | | | 0 |
| Primarily 2011 and Later Issue Years | | | | | | | | |
| 17. Current (Comprehensive) | 0 | 0 | 0 | 0 | 0 | 0 | 0 | 0 |
| 18. Total Inception-to-Date (Comprehensive) | 0 | 0 | 0 | 0 | | | | 0 |
| 19. Current (Institutional Only) | 0 | 0 | 0 | 0 | 0 | 0 | 0 | 0 |
| 20. Total Inception-to-Date (Institutional Only) | 0 | 0 | 0 | 0 | | | | 0 |
| 21. Current (Non-Institutional Only) | 0 | 0 | 0 | 0 | 0 | 0 | 0 | 0 |
| 22. Total Inception-to-Date (Non-Institutional Only) | 0 | 0 | 0 | 0 | | | | 0 |
| 23. Current (Grand Total) | 0 | 0 | 0 | 0 | 0 | 0 | 0 | 0 |
| 24. Total Inception-to-Date (Grand Total) | 0 | 0 | 0 | 0 | | | | 0 |

CAUTION: The information contained on this page is unaudited and not a complete analysis nor is it an expression of opinion on any insurer. This page may contain inadvertent errors.

2021 LONG-TERM CARE INSURANCE EXPERIENCE REPORTING FORM 2
By COMPANY NAME

| Row Description | Premiums Earned | Incurred Claims | Cal Year of Peak Issues | PCT Male Lives Insured | Average Attained Age | NBR of Lives In-Force End of Year | NBR of Terminations | NBR of New Lives Insured |
|--|-----------------|----------------------------|-------------------------|------------------------|----------------------|-----------------------------------|---------------------|--------------------------|
| Company Name: Philadelphia Amer Life Ins Co | | Company Code: 67784 | | | | | | |
| Primarily 2002 and Prior Issue Years | | | | | | | | |
| 1. Current (Comprehensive) | 1,996 | 181 | 0 | 0 | 0 | 2 | 0 | 0 |
| 2. Total Inception-to-Date (Comprehensive) | 1,996 | 0 | 0 | 0 | | | | 0 |
| 3. Current (Institutional Only) | 0 | 0 | 0 | 0 | 0 | 0 | 0 | 0 |
| 4. Total Inception-to-Date (Institutional Only) | 0 | 0 | 0 | 0 | | | | 0 |
| 5. Current (Non-Institutional Only) | 0 | 0 | 0 | 0 | 0 | 0 | 0 | 0 |
| 6. Total Inception-to-Date (Non-Institutional Only) | 0 | 0 | 0 | 0 | | | | 0 |
| 7. Current (Grand Total) | 1,996 | 181 | 0 | 0 | 0 | 2 | 0 | 0 |
| 8. Total Inception-to-Date (Grand Total) | 1,996 | 0 | 0 | 0 | | | | 0 |
| Primarily 2003 to 2010 Issue Years | | | | | | | | |
| 9. Current (Comprehensive) | 0 | 0 | 0 | 0 | 0 | 0 | 0 | 0 |
| 10. Total Inception-to-Date (Comprehensive) | 0 | 0 | 0 | 0 | | | | 0 |
| 11. Current (Institutional Only) | 0 | 0 | 0 | 0 | 0 | 0 | 0 | 0 |
| 12. Total Inception-to-Date (Institutional Only) | 0 | 0 | 0 | 0 | | | | 0 |
| 13. Current (Non-Institutional Only) | 0 | 0 | 0 | 0 | 0 | 0 | 0 | 0 |
| 14. Total Inception-to-Date (Non-Institutional Only) | 0 | 0 | 0 | 0 | | | | 0 |
| 15. Current (Grand Total) | 0 | 0 | 0 | 0 | 0 | 0 | 0 | 0 |
| 16. Total Inception-to-Date (Grand Total) | 0 | 0 | 0 | 0 | | | | 0 |
| Primarily 2011 and Later Issue Years | | | | | | | | |
| 17. Current (Comprehensive) | 0 | 0 | 0 | 0 | 0 | 0 | 0 | 0 |
| 18. Total Inception-to-Date (Comprehensive) | 0 | 0 | 0 | 0 | | | | 0 |
| 19. Current (Institutional Only) | 0 | 0 | 0 | 0 | 0 | 0 | 0 | 0 |
| 20. Total Inception-to-Date (Institutional Only) | 0 | 0 | 0 | 0 | | | | 0 |
| 21. Current (Non-Institutional Only) | 0 | 0 | 0 | 0 | 0 | 0 | 0 | 0 |
| 22. Total Inception-to-Date (Non-Institutional Only) | 0 | 0 | 0 | 0 | | | | 0 |
| 23. Current (Grand Total) | 0 | 0 | 0 | 0 | 0 | 0 | 0 | 0 |
| 24. Total Inception-to-Date (Grand Total) | 0 | 0 | 0 | 0 | | | | 0 |

CAUTION: The information contained on this page is unaudited and not a complete analysis nor is it an expression of opinion on any insurer. This page may contain inadvertent errors.

2021 LONG-TERM CARE INSURANCE EXPERIENCE REPORTING FORM 2
By COMPANY NAME

| Row Description | Premiums Earned | Incurred Claims | Cal Year of Peak Issues | PCT Male Lives Insured | Average Attained Age | NBR of Lives In-Force End of Year | NBR of Terminations | NBR of New Lives Insured |
|--|-----------------|----------------------------|-------------------------|------------------------|----------------------|-----------------------------------|---------------------|--------------------------|
| Company Name: Physicians Mut Ins Co | | Company Code: 80578 | | | | | | |
| Primarily 2002 and Prior Issue Years | | | | | | | | |
| 1. Current (Comprehensive) | 11,630 | 17,843 | 1999 | 31 | 83 | 5,370 | 593 | 0 |
| 2. Total Inception-to-Date (Comprehensive) | 440,789 | 468,574 | 1996 | 36 | | | | 39,508 |
| 3. Current (Institutional Only) | 0 | 0 | 0 | 0 | 0 | 0 | 0 | 0 |
| 4. Total Inception-to-Date (Institutional Only) | 0 | 0 | 0 | 0 | | | | 0 |
| 5. Current (Non-Institutional Only) | 127 | 156 | 2001 | 24 | 82 | 377 | 33 | 0 |
| 6. Total Inception-to-Date (Non-Institutional Only) | 15,163 | 15,550 | 1999 | 35 | | | | 5,160 |
| 7. Current (Grand Total) | 11,757 | 17,999 | 1999 | 30 | 83 | 5,747 | 626 | 0 |
| 8. Total Inception-to-Date (Grand Total) | 455,952 | 484,124 | 1997 | 36 | | | | 44,668 |
| Primarily 2003 to 2010 Issue Years | | | | | | | | |
| 9. Current (Comprehensive) | 30,083 | 28,345 | 2005 | 38 | 75 | 12,923 | 425 | 0 |
| 10. Total Inception-to-Date (Comprehensive) | 535,787 | 232,096 | 2005 | 40 | | | | 26,299 |
| 11. Current (Institutional Only) | 1,861 | 2,867 | 2005 | 35 | 79 | 1,169 | 72 | 0 |
| 12. Total Inception-to-Date (Institutional Only) | 41,024 | 29,691 | 2005 | 37 | | | | 2,950 |
| 13. Current (Non-Institutional Only) | 966 | 1,361 | 2005 | 36 | 79 | 1,063 | 76 | 0 |
| 14. Total Inception-to-Date (Non-Institutional Only) | 24,182 | 12,395 | 2004 | 37 | | | | 3,913 |
| 15. Current (Grand Total) | 32,910 | 32,573 | 2005 | 38 | 76 | 15,155 | 573 | 0 |
| 16. Total Inception-to-Date (Grand Total) | 600,993 | 274,182 | 2005 | 40 | | | | 33,162 |
| Primarily 2011 and Later Issue Years | | | | | | | | |
| 17. Current (Comprehensive) | 0 | 0 | 0 | 0 | 0 | 0 | 0 | 0 |
| 18. Total Inception-to-Date (Comprehensive) | 0 | 0 | 0 | 0 | | | | 0 |
| 19. Current (Institutional Only) | 0 | 0 | 0 | 0 | 0 | 0 | 0 | 0 |
| 20. Total Inception-to-Date (Institutional Only) | 0 | 0 | 0 | 0 | | | | 0 |
| 21. Current (Non-Institutional Only) | 0 | 0 | 0 | 0 | 0 | 0 | 0 | 0 |
| 22. Total Inception-to-Date (Non-Institutional Only) | 0 | 0 | 0 | 0 | | | | 0 |
| 23. Current (Grand Total) | 0 | 0 | 0 | 0 | 0 | 0 | 0 | 0 |
| 24. Total Inception-to-Date (Grand Total) | 0 | 0 | 0 | 0 | | | | 0 |

CAUTION: The information contained on this page is unaudited and not a complete analysis nor is it an expression of opinion on any insurer. This page may contain inadvertent errors.

2021 LONG-TERM CARE INSURANCE EXPERIENCE REPORTING FORM 2
By COMPANY NAME

| Row Description | Premiums Earned | Incurred Claims | Cal Year of Peak Issues | PCT Male Lives Insured | Average Attained Age | NBR of Lives In-Force End of Year | NBR of Terminations | NBR of New Lives Insured |
|--|-----------------|----------------------------|-------------------------|------------------------|----------------------|-----------------------------------|---------------------|--------------------------|
| Company Name: Premiera Blue Cross | | Company Code: 47570 | | | | | | |
| Primarily 2002 and Prior Issue Years | | | | | | | | |
| 1. Current (Comprehensive) | 1,923 | 2,879 | 2002 | 37 | 81 | 1,115 | 73 | 0 |
| 2. Total Inception-to-Date (Comprehensive) | 68,479 | 62,852 | 2002 | 40 | | | | 2,805 |
| 3. Current (Institutional Only) | 78 | 118 | 2002 | 35 | 81 | 46 | 3 | 0 |
| 4. Total Inception-to-Date (Institutional Only) | 2,469 | 1,583 | 2002 | 43 | | | | 120 |
| 5. Current (Non-Institutional Only) | 0 | 0 | 0 | 0 | 0 | 0 | 0 | 0 |
| 6. Total Inception-to-Date (Non-Institutional Only) | 0 | 0 | 0 | 0 | | | | 0 |
| 7. Current (Grand Total) | 2,001 | 2,997 | 2002 | 37 | 81 | 1,161 | 76 | 0 |
| 8. Total Inception-to-Date (Grand Total) | 70,948 | 64,435 | 2002 | 40 | | | | 2,925 |
| Primarily 2003 to 2010 Issue Years | | | | | | | | |
| 9. Current (Comprehensive) | 1,264 | 265 | 2004 | 44 | 71 | 599 | 1 | 0 |
| 10. Total Inception-to-Date (Comprehensive) | 20,800 | 4,395 | 2004 | 45 | | | | 884 |
| 11. Current (Institutional Only) | 12 | 0 | 2004 | 43 | 81 | 7 | 0 | 0 |
| 12. Total Inception-to-Date (Institutional Only) | 355 | 0 | 2004 | 44 | | | | 18 |
| 13. Current (Non-Institutional Only) | 0 | 0 | 0 | 0 | 0 | 0 | 0 | 0 |
| 14. Total Inception-to-Date (Non-Institutional Only) | 0 | 0 | 0 | 0 | | | | 0 |
| 15. Current (Grand Total) | 1,276 | 265 | 2004 | 44 | 71 | 606 | 1 | 0 |
| 16. Total Inception-to-Date (Grand Total) | 21,155 | 4,395 | 2004 | 45 | | | | 902 |
| Primarily 2011 and Later Issue Years | | | | | | | | |
| 17. Current (Comprehensive) | 0 | 0 | 0 | 0 | 0 | 0 | 0 | 0 |
| 18. Total Inception-to-Date (Comprehensive) | 0 | 0 | 0 | 0 | | | | 0 |
| 19. Current (Institutional Only) | 0 | 0 | 0 | 0 | 0 | 0 | 0 | 0 |
| 20. Total Inception-to-Date (Institutional Only) | 0 | 0 | 0 | 0 | | | | 0 |
| 21. Current (Non-Institutional Only) | 0 | 0 | 0 | 0 | 0 | 0 | 0 | 0 |
| 22. Total Inception-to-Date (Non-Institutional Only) | 0 | 0 | 0 | 0 | | | | 0 |
| 23. Current (Grand Total) | 0 | 0 | 0 | 0 | 0 | 0 | 0 | 0 |
| 24. Total Inception-to-Date (Grand Total) | 0 | 0 | 0 | 0 | | | | 0 |

CAUTION: The information contained on this page is unaudited and not a complete analysis nor is it an expression of opinion on any insurer. This page may contain inadvertent errors.

2021 LONG-TERM CARE INSURANCE EXPERIENCE REPORTING FORM 2
By COMPANY NAME

| Row Description | Premiums Earned | Incurred Claims | Cal Year of Peak Issues | PCT Male Lives Insured | Average Attained Age | NBR of Lives In-Force End of Year | NBR of Terminations | NBR of New Lives Insured |
|--|-----------------|----------------------------|-------------------------|------------------------|----------------------|-----------------------------------|---------------------|--------------------------|
| Company Name: Primerica Life Ins Co | | Company Code: 65919 | | | | | | |
| Primarily 2002 and Prior Issue Years | | | | | | | | |
| 1. Current (Comprehensive) | 33 | 151 | 1990 | 34 | 82 | 47 | 4 | 0 |
| 2. Total Inception-to-Date (Comprehensive) | 751 | 2,677 | 1990 | 35 | | | | 203 |
| 3. Current (Institutional Only) | 0 | 0 | 1993 | 0 | 82 | 0 | 0 | 0 |
| 4. Total Inception-to-Date (Institutional Only) | 0 | 0 | 1993 | 50 | | | | 6 |
| 5. Current (Non-Institutional Only) | 0 | 0 | 0 | 0 | 0 | 0 | 0 | 0 |
| 6. Total Inception-to-Date (Non-Institutional Only) | 0 | 0 | 0 | 0 | | | | 0 |
| 7. Current (Grand Total) | 33 | 151 | 1990 | 0 | 0 | 47 | 4 | 0 |
| 8. Total Inception-to-Date (Grand Total) | 751 | 2,677 | 1990 | 36 | | | | 209 |
| Primarily 2003 to 2010 Issue Years | | | | | | | | |
| 9. Current (Comprehensive) | 0 | 0 | 0 | 0 | 0 | 0 | 0 | 0 |
| 10. Total Inception-to-Date (Comprehensive) | 0 | 0 | 0 | 0 | | | | 0 |
| 11. Current (Institutional Only) | 0 | 0 | 0 | 0 | 0 | 0 | 0 | 0 |
| 12. Total Inception-to-Date (Institutional Only) | 0 | 0 | 0 | 0 | | | | 0 |
| 13. Current (Non-Institutional Only) | 0 | 0 | 0 | 0 | 0 | 0 | 0 | 0 |
| 14. Total Inception-to-Date (Non-Institutional Only) | 0 | 0 | 0 | 0 | | | | 0 |
| 15. Current (Grand Total) | 0 | 0 | 0 | 0 | 0 | 0 | 0 | 0 |
| 16. Total Inception-to-Date (Grand Total) | 0 | 0 | 0 | 0 | | | | 0 |
| Primarily 2011 and Later Issue Years | | | | | | | | |
| 17. Current (Comprehensive) | 0 | 0 | 0 | 0 | 0 | 0 | 0 | 0 |
| 18. Total Inception-to-Date (Comprehensive) | 0 | 0 | 0 | 0 | | | | 0 |
| 19. Current (Institutional Only) | 0 | 0 | 0 | 0 | 0 | 0 | 0 | 0 |
| 20. Total Inception-to-Date (Institutional Only) | 0 | 0 | 0 | 0 | | | | 0 |
| 21. Current (Non-Institutional Only) | 0 | 0 | 0 | 0 | 0 | 0 | 0 | 0 |
| 22. Total Inception-to-Date (Non-Institutional Only) | 0 | 0 | 0 | 0 | | | | 0 |
| 23. Current (Grand Total) | 0 | 0 | 0 | 0 | 0 | 0 | 0 | 0 |
| 24. Total Inception-to-Date (Grand Total) | 0 | 0 | 0 | 0 | | | | 0 |

CAUTION: The information contained on this page is unaudited and not a complete analysis nor is it an expression of opinion on any insurer. This page may contain inadvertent errors.

2021 LONG-TERM CARE INSURANCE EXPERIENCE REPORTING FORM 2
By COMPANY NAME

| Row Description | Premiums Earned | Incurred Claims | Cal Year of Peak Issues | PCT Male Lives Insured | Average Attained Age | NBR of Lives In-Force End of Year | NBR of Terminations | NBR of New Lives Insured |
|--|-----------------|----------------------------|-------------------------|------------------------|----------------------|-----------------------------------|---------------------|--------------------------|
| Company Name: Principal Life Ins Co | | Company Code: 61271 | | | | | | |
| Primarily 2002 and Prior Issue Years | | | | | | | | |
| 1. Current (Comprehensive) | 2,888 | 7,059 | 1995 | 0 | 81 | 1,507 | 119 | 0 |
| 2. Total Inception-to-Date (Comprehensive) | 96,815 | 122,265 | 1995 | 0 | | | | 4,079 |
| 3. Current (Institutional Only) | 980 | 1,319 | 1994 | 0 | 85 | 458 | 58 | 0 |
| 4. Total Inception-to-Date (Institutional Only) | 33,776 | 53,080 | 1994 | 0 | | | | 1,543 |
| 5. Current (Non-Institutional Only) | 0 | 0 | 0 | 0 | 0 | 0 | 0 | 0 |
| 6. Total Inception-to-Date (Non-Institutional Only) | 0 | 0 | 0 | 0 | | | | 0 |
| 7. Current (Grand Total) | 3,868 | 8,378 | 1995 | 0 | 82 | 1,965 | 177 | 0 |
| 8. Total Inception-to-Date (Grand Total) | 130,591 | 175,345 | 1995 | 0 | | | | 5,622 |
| Primarily 2003 to 2010 Issue Years | | | | | | | | |
| 9. Current (Comprehensive) | 3 | 4 | 2010 | 1 | 68 | 1 | 0 | 0 |
| 10. Total Inception-to-Date (Comprehensive) | 23 | 4 | 2010 | 1 | | | | 1 |
| 11. Current (Institutional Only) | 0 | 0 | 0 | 0 | 0 | 0 | 0 | 0 |
| 12. Total Inception-to-Date (Institutional Only) | 0 | 0 | 0 | 0 | | | | 0 |
| 13. Current (Non-Institutional Only) | 0 | 0 | 0 | 0 | 0 | 0 | 0 | 0 |
| 14. Total Inception-to-Date (Non-Institutional Only) | 0 | 0 | 0 | 0 | | | | 0 |
| 15. Current (Grand Total) | 3 | 4 | 2010 | 1 | 68 | 1 | 0 | 0 |
| 16. Total Inception-to-Date (Grand Total) | 23 | 4 | 2010 | 1 | | | | 1 |
| Primarily 2011 and Later Issue Years | | | | | | | | |
| 17. Current (Comprehensive) | 0 | 0 | 0 | 0 | 0 | 0 | 0 | 0 |
| 18. Total Inception-to-Date (Comprehensive) | 0 | 0 | 0 | 0 | | | | 0 |
| 19. Current (Institutional Only) | 0 | 0 | 0 | 0 | 0 | 0 | 0 | 0 |
| 20. Total Inception-to-Date (Institutional Only) | 0 | 0 | 0 | 0 | | | | 0 |
| 21. Current (Non-Institutional Only) | 0 | 0 | 0 | 0 | 0 | 0 | 0 | 0 |
| 22. Total Inception-to-Date (Non-Institutional Only) | 0 | 0 | 0 | 0 | | | | 0 |
| 23. Current (Grand Total) | 0 | 0 | 0 | 0 | 0 | 0 | 0 | 0 |
| 24. Total Inception-to-Date (Grand Total) | 0 | 0 | 0 | 0 | | | | 0 |

CAUTION: The information contained on this page is unaudited and not a complete analysis nor is it an expression of opinion on any insurer. This page may contain inadvertent errors.

2021 LONG-TERM CARE INSURANCE EXPERIENCE REPORTING FORM 2
By COMPANY NAME

| Row Description | Premiums Earned | Incurred Claims | Cal Year of Peak Issues | PCT Male Lives Insured | Average Attained Age | NBR of Lives In-Force End of Year | NBR of Terminations | NBR of New Lives Insured |
|--|-----------------|----------------------------|-------------------------|------------------------|----------------------|-----------------------------------|---------------------|--------------------------|
| Company Name: ProCare Advantage LLC | | Company Code: 16477 | | | | | | |
| Primarily 2002 and Prior Issue Years | | | | | | | | |
| 1. Current (Comprehensive) | 0 | 0 | 0 | 0 | 0 | 0 | 0 | 0 |
| 2. Total Inception-to-Date (Comprehensive) | 0 | 0 | 0 | 0 | | | | 0 |
| 3. Current (Institutional Only) | 0 | 0 | 0 | 0 | 0 | 0 | 0 | 0 |
| 4. Total Inception-to-Date (Institutional Only) | 0 | 0 | 0 | 0 | | | | 0 |
| 5. Current (Non-Institutional Only) | 0 | 0 | 0 | 0 | 0 | 0 | 0 | 0 |
| 6. Total Inception-to-Date (Non-Institutional Only) | 0 | 0 | 0 | 0 | | | | 0 |
| 7. Current (Grand Total) | 0 | 0 | 0 | 0 | 0 | 0 | 0 | 0 |
| 8. Total Inception-to-Date (Grand Total) | 0 | 0 | 0 | 0 | | | | 0 |
| Primarily 2003 to 2010 Issue Years | | | | | | | | |
| 9. Current (Comprehensive) | 0 | 0 | 0 | 0 | 0 | 0 | 0 | 0 |
| 10. Total Inception-to-Date (Comprehensive) | 0 | 0 | 0 | 0 | | | | 0 |
| 11. Current (Institutional Only) | 0 | 0 | 0 | 0 | 0 | 0 | 0 | 0 |
| 12. Total Inception-to-Date (Institutional Only) | 0 | 0 | 0 | 0 | | | | 0 |
| 13. Current (Non-Institutional Only) | 0 | 0 | 0 | 0 | 0 | 0 | 0 | 0 |
| 14. Total Inception-to-Date (Non-Institutional Only) | 0 | 0 | 0 | 0 | | | | 0 |
| 15. Current (Grand Total) | 0 | 0 | 0 | 0 | 0 | 0 | 0 | 0 |
| 16. Total Inception-to-Date (Grand Total) | 0 | 0 | 0 | 0 | | | | 0 |
| Primarily 2011 and Later Issue Years | | | | | | | | |
| 17. Current (Comprehensive) | 0 | 0 | 0 | 0 | 0 | 0 | 0 | 0 |
| 18. Total Inception-to-Date (Comprehensive) | 0 | 0 | 0 | 0 | | | | 0 |
| 19. Current (Institutional Only) | 0 | 0 | 0 | 0 | 0 | 0 | 0 | 0 |
| 20. Total Inception-to-Date (Institutional Only) | 0 | 0 | 0 | 0 | | | | 0 |
| 21. Current (Non-Institutional Only) | 0 | 0 | 0 | 0 | 0 | 0 | 0 | 0 |
| 22. Total Inception-to-Date (Non-Institutional Only) | 0 | 0 | 0 | 0 | | | | 0 |
| 23. Current (Grand Total) | 0 | 0 | 0 | 0 | 0 | 0 | 0 | 0 |
| 24. Total Inception-to-Date (Grand Total) | 0 | 0 | 0 | 0 | | | | 0 |

CAUTION: The information contained on this page is unaudited and not a complete analysis nor is it an expression of opinion on any insurer. This page may contain inadvertent errors.

2021 LONG-TERM CARE INSURANCE EXPERIENCE REPORTING FORM 2
By COMPANY NAME

| Row Description | Premiums Earned | Incurred Claims | Cal Year of Peak Issues | PCT Male Lives Insured | Average Attained Age | NBR of Lives In-Force End of Year | NBR of Terminations | NBR of New Lives Insured |
|---|-----------------|----------------------------|-------------------------|------------------------|----------------------|-----------------------------------|---------------------|--------------------------|
| Company Name: Provident Life & Accident Ins Co | | Company Code: 68195 | | | | | | |
| Primarily 2002 and Prior Issue Years | | | | | | | | |
| 1. Current (Comprehensive) | 2,371 | 5,812 | 2003 | 41 | 70 | 1,424 | 59 | 0 |
| 2. Total Inception-to-Date (Comprehensive) | 109,225 | 27,044 | 2003 | 40 | | | | 4,211 |
| 3. Current (Institutional Only) | 0 | 0 | 0 | 0 | 0 | 0 | 0 | 0 |
| 4. Total Inception-to-Date (Institutional Only) | 0 | 0 | 0 | 0 | | | | 0 |
| 5. Current (Non-Institutional Only) | 0 | 0 | 0 | 0 | 0 | 0 | 0 | 0 |
| 6. Total Inception-to-Date (Non-Institutional Only) | 0 | 0 | 0 | 0 | | | | 0 |
| 7. Current (Grand Total) | 2,371 | 5,812 | 2003 | 41 | 70 | 1,424 | 59 | 0 |
| 8. Total Inception-to-Date (Grand Total) | 109,225 | 27,044 | 2003 | 40 | | | | 4,211 |
| Primarily 2003 to 2010 Issue Years | | | | | | | | |
| 9. Current (Comprehensive) | 28,346 | 22,006 | 2005 | 41 | 67 | 16,298 | 491 | 0 |
| 10. Total Inception-to-Date (Comprehensive) | 573,143 | 137,885 | 2005 | 38 | | | | 44,656 |
| 11. Current (Institutional Only) | 0 | 0 | 0 | 0 | 0 | 0 | 0 | 0 |
| 12. Total Inception-to-Date (Institutional Only) | 0 | 0 | 0 | 0 | | | | 0 |
| 13. Current (Non-Institutional Only) | 0 | 0 | 0 | 0 | 0 | 0 | 0 | 0 |
| 14. Total Inception-to-Date (Non-Institutional Only) | 0 | 0 | 0 | 0 | | | | 0 |
| 15. Current (Grand Total) | 28,346 | 22,006 | 2005 | 41 | 67 | 16,298 | 491 | 0 |
| 16. Total Inception-to-Date (Grand Total) | 573,143 | 137,885 | 2005 | 38 | | | | 44,656 |
| Primarily 2011 and Later Issue Years | | | | | | | | |
| 17. Current (Comprehensive) | 1,374 | 126 | 2021 | 64 | 68 | 1,079 | 28 | 141 |
| 18. Total Inception-to-Date (Comprehensive) | 19,005 | 4,462 | 2017 | 65 | | | | 1,278 |
| 19. Current (Institutional Only) | 0 | 0 | 0 | 0 | 0 | 0 | 0 | 0 |
| 20. Total Inception-to-Date (Institutional Only) | 0 | 0 | 0 | 0 | | | | 0 |
| 21. Current (Non-Institutional Only) | 0 | 0 | 0 | 0 | 0 | 0 | 0 | 0 |
| 22. Total Inception-to-Date (Non-Institutional Only) | 0 | 0 | 0 | 0 | | | | 0 |
| 23. Current (Grand Total) | 1,374 | 126 | 2021 | 64 | 68 | 1,079 | 28 | 141 |
| 24. Total Inception-to-Date (Grand Total) | 19,005 | 4,462 | 2017 | 65 | | | | 1,278 |

CAUTION: The information contained on this page is unaudited and not a complete analysis nor is it an expression of opinion on any insurer. This page may contain inadvertent errors.

2021 LONG-TERM CARE INSURANCE EXPERIENCE REPORTING FORM 2
By COMPANY NAME

| Row Description | Premiums Earned | Incurred Claims | Cal Year of Peak Issues | PCT Male Lives Insured | Average Attained Age | NBR of Lives In-Force End of Year | NBR of Terminations | NBR of New Lives Insured |
|--|-----------------|----------------------------|-------------------------|------------------------|----------------------|-----------------------------------|---------------------|--------------------------|
| Company Name: Provident Life & Cas Ins Co | | Company Code: 68209 | | | | | | |
| Primarily 2002 and Prior Issue Years | | | | | | | | |
| 1. Current (Comprehensive) | 0 | 0 | 0 | 0 | 0 | 0 | 0 | 0 |
| 2. Total Inception-to-Date (Comprehensive) | 0 | 0 | 0 | 0 | | | | 0 |
| 3. Current (Institutional Only) | 0 | 0 | 0 | 0 | 0 | 0 | 0 | 0 |
| 4. Total Inception-to-Date (Institutional Only) | 0 | 0 | 0 | 0 | | | | 0 |
| 5. Current (Non-Institutional Only) | 0 | 0 | 0 | 0 | 0 | 0 | 0 | 0 |
| 6. Total Inception-to-Date (Non-Institutional Only) | 0 | 0 | 0 | 0 | | | | 0 |
| 7. Current (Grand Total) | 0 | 0 | 0 | 0 | 0 | 0 | 0 | 0 |
| 8. Total Inception-to-Date (Grand Total) | 0 | 0 | 0 | 0 | | | | 0 |
| Primarily 2003 to 2010 Issue Years | | | | | | | | |
| 9. Current (Comprehensive) | 0 | 0 | 0 | 0 | 0 | 0 | 0 | 0 |
| 10. Total Inception-to-Date (Comprehensive) | 0 | 0 | 0 | 0 | | | | 0 |
| 11. Current (Institutional Only) | 0 | 0 | 0 | 0 | 0 | 0 | 0 | 0 |
| 12. Total Inception-to-Date (Institutional Only) | 0 | 0 | 0 | 0 | | | | 0 |
| 13. Current (Non-Institutional Only) | 0 | 0 | 0 | 0 | 0 | 0 | 0 | 0 |
| 14. Total Inception-to-Date (Non-Institutional Only) | 0 | 0 | 0 | 0 | | | | 0 |
| 15. Current (Grand Total) | 0 | 0 | 0 | 0 | 0 | 0 | 0 | 0 |
| 16. Total Inception-to-Date (Grand Total) | 0 | 0 | 0 | 0 | | | | 0 |
| Primarily 2011 and Later Issue Years | | | | | | | | |
| 17. Current (Comprehensive) | 0 | 0 | 0 | 0 | 0 | 0 | 0 | 0 |
| 18. Total Inception-to-Date (Comprehensive) | 0 | 0 | 0 | 0 | | | | 0 |
| 19. Current (Institutional Only) | 0 | 0 | 0 | 0 | 0 | 0 | 0 | 0 |
| 20. Total Inception-to-Date (Institutional Only) | 0 | 0 | 0 | 0 | | | | 0 |
| 21. Current (Non-Institutional Only) | 0 | 0 | 0 | 0 | 0 | 0 | 0 | 0 |
| 22. Total Inception-to-Date (Non-Institutional Only) | 0 | 0 | 0 | 0 | | | | 0 |
| 23. Current (Grand Total) | 0 | 0 | 0 | 0 | 0 | 0 | 0 | 0 |
| 24. Total Inception-to-Date (Grand Total) | 0 | 0 | 0 | 0 | | | | 0 |

CAUTION: The information contained on this page is unaudited and not a complete analysis nor is it an expression of opinion on any insurer. This page may contain inadvertent errors.

2021 LONG-TERM CARE INSURANCE EXPERIENCE REPORTING FORM 2
By COMPANY NAME

| Row Description | Premiums Earned | Incurred Claims | Cal Year of Peak Issues | PCT Male Lives Insured | Average Attained Age | NBR of Lives In-Force End of Year | NBR of Terminations | NBR of New Lives Insured |
|--|-----------------|----------------------------|-------------------------|------------------------|----------------------|-----------------------------------|---------------------|--------------------------|
| Company Name: Prudential Ins Co Of Amer | | Company Code: 68241 | | | | | | |
| Primarily 2002 and Prior Issue Years | | | | | | | | |
| 1. Current (Comprehensive) | 53,486 | 101,609 | 2002 | 40 | 76 | 20,002 | 715 | 0 |
| 2. Total Inception-to-Date (Comprehensive) | 1,175,733 | 903,074 | 2002 | 42 | | | | 31,357 |
| 3. Current (Institutional Only) | 0 | 0 | 0 | 0 | 0 | 0 | 0 | 0 |
| 4. Total Inception-to-Date (Institutional Only) | 0 | 0 | 0 | 0 | | | | 0 |
| 5. Current (Non-Institutional Only) | 0 | 0 | 0 | 0 | 0 | 0 | 0 | 0 |
| 6. Total Inception-to-Date (Non-Institutional Only) | 0 | 0 | 0 | 0 | | | | 0 |
| 7. Current (Grand Total) | 53,486 | 101,609 | 2002 | 40 | 76 | 20,002 | 715 | 0 |
| 8. Total Inception-to-Date (Grand Total) | 1,175,733 | 903,074 | 2002 | 42 | | | | 31,357 |
| Primarily 2003 to 2010 Issue Years | | | | | | | | |
| 9. Current (Comprehensive) | 34,736 | 36,492 | 2004 | 39 | 74 | 11,863 | 318 | 0 |
| 10. Total Inception-to-Date (Comprehensive) | 650,912 | 294,242 | 2004 | 41 | | | | 21,461 |
| 11. Current (Institutional Only) | 0 | 0 | 0 | 0 | 0 | 0 | 0 | 0 |
| 12. Total Inception-to-Date (Institutional Only) | 0 | 0 | 0 | 0 | | | | 0 |
| 13. Current (Non-Institutional Only) | 0 | 0 | 0 | 0 | 0 | 0 | 0 | 0 |
| 14. Total Inception-to-Date (Non-Institutional Only) | 0 | 0 | 0 | 0 | | | | 0 |
| 15. Current (Grand Total) | 34,736 | 36,492 | 2004 | 39 | 74 | 11,863 | 318 | 0 |
| 16. Total Inception-to-Date (Grand Total) | 650,912 | 294,242 | 2004 | 41 | | | | 21,461 |
| Primarily 2011 and Later Issue Years | | | | | | | | |
| 17. Current (Comprehensive) | 114,353 | 50,944 | 2011 | 42 | 70 | 39,332 | 632 | 0 |
| 18. Total Inception-to-Date (Comprehensive) | 1,403,120 | 211,589 | 2011 | 43 | | | | 55,757 |
| 19. Current (Institutional Only) | 0 | 0 | 0 | 0 | 0 | 0 | 0 | 0 |
| 20. Total Inception-to-Date (Institutional Only) | 0 | 0 | 0 | 0 | | | | 0 |
| 21. Current (Non-Institutional Only) | 0 | 0 | 0 | 0 | 0 | 0 | 0 | 0 |
| 22. Total Inception-to-Date (Non-Institutional Only) | 0 | 0 | 0 | 0 | | | | 0 |
| 23. Current (Grand Total) | 114,353 | 50,944 | 2011 | 42 | 70 | 39,332 | 632 | 0 |
| 24. Total Inception-to-Date (Grand Total) | 1,403,120 | 211,589 | 2011 | 43 | | | | 55,757 |

CAUTION: The information contained on this page is unaudited and not a complete analysis nor is it an expression of opinion on any insurer. This page may contain inadvertent errors.

2021 LONG-TERM CARE INSURANCE EXPERIENCE REPORTING FORM 2
By COMPANY NAME

| Row Description | Premiums Earned | Incurred Claims | Cal Year of Peak Issues | PCT Male Lives Insured | Average Attained Age | NBR of Lives In-Force End of Year | NBR of Terminations | NBR of New Lives Insured |
|--|-----------------|----------------------------|-------------------------|------------------------|----------------------|-----------------------------------|---------------------|--------------------------|
| Company Name: Red Tree Ins Co Inc | | Company Code: 13646 | | | | | | |
| Primarily 2002 and Prior Issue Years | | | | | | | | |
| 1. Current (Comprehensive) | 0 | 0 | 0 | 0 | 0 | 0 | 0 | 0 |
| 2. Total Inception-to-Date (Comprehensive) | 0 | 0 | 0 | 0 | | | | 0 |
| 3. Current (Institutional Only) | 0 | 0 | 0 | 0 | 0 | 0 | 0 | 0 |
| 4. Total Inception-to-Date (Institutional Only) | 0 | 0 | 0 | 0 | | | | 0 |
| 5. Current (Non-Institutional Only) | 0 | 0 | 0 | 0 | 0 | 0 | 0 | 0 |
| 6. Total Inception-to-Date (Non-Institutional Only) | 0 | 0 | 0 | 0 | | | | 0 |
| 7. Current (Grand Total) | 0 | 0 | 0 | 0 | 0 | 0 | 0 | 0 |
| 8. Total Inception-to-Date (Grand Total) | 0 | 0 | 0 | 0 | | | | 0 |
| Primarily 2003 to 2010 Issue Years | | | | | | | | |
| 9. Current (Comprehensive) | 0 | 0 | 0 | 0 | 0 | 0 | 0 | 0 |
| 10. Total Inception-to-Date (Comprehensive) | 0 | 0 | 0 | 0 | | | | 0 |
| 11. Current (Institutional Only) | 0 | 0 | 0 | 0 | 0 | 0 | 0 | 0 |
| 12. Total Inception-to-Date (Institutional Only) | 0 | 0 | 0 | 0 | | | | 0 |
| 13. Current (Non-Institutional Only) | 0 | 0 | 0 | 0 | 0 | 0 | 0 | 0 |
| 14. Total Inception-to-Date (Non-Institutional Only) | 0 | 0 | 0 | 0 | | | | 0 |
| 15. Current (Grand Total) | 0 | 0 | 0 | 0 | 0 | 0 | 0 | 0 |
| 16. Total Inception-to-Date (Grand Total) | 0 | 0 | 0 | 0 | | | | 0 |
| Primarily 2011 and Later Issue Years | | | | | | | | |
| 17. Current (Comprehensive) | 0 | 0 | 0 | 0 | 0 | 0 | 0 | 0 |
| 18. Total Inception-to-Date (Comprehensive) | 0 | 0 | 0 | 0 | | | | 0 |
| 19. Current (Institutional Only) | 0 | 0 | 0 | 0 | 0 | 0 | 0 | 0 |
| 20. Total Inception-to-Date (Institutional Only) | 0 | 0 | 0 | 0 | | | | 0 |
| 21. Current (Non-Institutional Only) | 0 | 0 | 0 | 0 | 0 | 0 | 0 | 0 |
| 22. Total Inception-to-Date (Non-Institutional Only) | 0 | 0 | 0 | 0 | | | | 0 |
| 23. Current (Grand Total) | 0 | 0 | 0 | 0 | 0 | 0 | 0 | 0 |
| 24. Total Inception-to-Date (Grand Total) | 0 | 0 | 0 | 0 | | | | 0 |

CAUTION: The information contained on this page is unaudited and not a complete analysis nor is it an expression of opinion on any insurer. This page may contain inadvertent errors.

2021 LONG-TERM CARE INSURANCE EXPERIENCE REPORTING FORM 2
By COMPANY NAME

| Row Description | Premiums Earned | Incurred Claims | Cal Year of Peak Issues | PCT Male Lives Insured | Average Attained Age | NBR of Lives In-Force End of Year | NBR of Terminations | NBR of New Lives Insured |
|--|-----------------|----------------------------|-------------------------|------------------------|----------------------|-----------------------------------|---------------------|--------------------------|
| Company Name: Regence BCBS of OR | | Company Code: 54933 | | | | | | |
| Primarily 2002 and Prior Issue Years | | | | | | | | |
| 1. Current (Comprehensive) | 227 | 32 | 2002 | 0 | 81 | 176 | 17 | 0 |
| 2. Total Inception-to-Date (Comprehensive) | 6,801 | 2,862 | 2002 | 0 | | | | 374 |
| 3. Current (Institutional Only) | 0 | 0 | 0 | 0 | 0 | 0 | 0 | 0 |
| 4. Total Inception-to-Date (Institutional Only) | 0 | 0 | 0 | 0 | | | | 0 |
| 5. Current (Non-Institutional Only) | 0 | 0 | 0 | 0 | 0 | 0 | 0 | 0 |
| 6. Total Inception-to-Date (Non-Institutional Only) | 0 | 0 | 0 | 0 | | | | 0 |
| 7. Current (Grand Total) | 227 | 32 | 2002 | 0 | 81 | 176 | 17 | 0 |
| 8. Total Inception-to-Date (Grand Total) | 6,801 | 2,862 | 2002 | 0 | | | | 374 |
| Primarily 2003 to 2010 Issue Years | | | | | | | | |
| 9. Current (Comprehensive) | 272 | 190 | 2003 | 1 | 77 | 235 | 11 | 0 |
| 10. Total Inception-to-Date (Comprehensive) | 6,316 | 2,652 | 2003 | 0 | | | | 388 |
| 11. Current (Institutional Only) | 2 | 0 | 2004 | 1 | 100 | 1 | 0 | 0 |
| 12. Total Inception-to-Date (Institutional Only) | 57 | 0 | 2004 | 1 | | | | 2 |
| 13. Current (Non-Institutional Only) | 0 | 0 | 0 | 0 | 0 | 0 | 0 | 0 |
| 14. Total Inception-to-Date (Non-Institutional Only) | 0 | 0 | 0 | 0 | | | | 0 |
| 15. Current (Grand Total) | 274 | 190 | 2003 | 1 | 77 | 236 | 11 | 0 |
| 16. Total Inception-to-Date (Grand Total) | 6,373 | 2,652 | 2003 | 0 | | | | 390 |
| Primarily 2011 and Later Issue Years | | | | | | | | |
| 17. Current (Comprehensive) | 0 | 0 | 0 | 0 | 0 | 0 | 0 | 0 |
| 18. Total Inception-to-Date (Comprehensive) | 0 | 0 | 0 | 0 | | | | 0 |
| 19. Current (Institutional Only) | 0 | 0 | 0 | 0 | 0 | 0 | 0 | 0 |
| 20. Total Inception-to-Date (Institutional Only) | 0 | 0 | 0 | 0 | | | | 0 |
| 21. Current (Non-Institutional Only) | 0 | 0 | 0 | 0 | 0 | 0 | 0 | 0 |
| 22. Total Inception-to-Date (Non-Institutional Only) | 0 | 0 | 0 | 0 | | | | 0 |
| 23. Current (Grand Total) | 0 | 0 | 0 | 0 | 0 | 0 | 0 | 0 |
| 24. Total Inception-to-Date (Grand Total) | 0 | 0 | 0 | 0 | | | | 0 |

CAUTION: The information contained on this page is unaudited and not a complete analysis nor is it an expression of opinion on any insurer. This page may contain inadvertent errors.

2021 LONG-TERM CARE INSURANCE EXPERIENCE REPORTING FORM 2
By COMPANY NAME

| Row Description | Premiums Earned | Incurred Claims | Cal Year of Peak Issues | PCT Male Lives Insured | Average Attained Age | NBR of Lives In-Force End of Year | NBR of Terminations | NBR of New Lives Insured |
|--|-----------------|----------------------------|-------------------------|------------------------|----------------------|-----------------------------------|---------------------|--------------------------|
| Company Name: Regence BCBS of UT | | Company Code: 54550 | | | | | | |
| Primarily 2002 and Prior Issue Years | | | | | | | | |
| 1. Current (Comprehensive) | 55 | 51 | 2000 | 0 | 86 | 44 | 5 | 0 |
| 2. Total Inception-to-Date (Comprehensive) | 2,370 | 1,352 | 2000 | 0 | | | | 135 |
| 3. Current (Institutional Only) | 2 | 0 | 2000 | 0 | 84 | 3 | 0 | 0 |
| 4. Total Inception-to-Date (Institutional Only) | 43 | 0 | 2000 | 0 | | | | 3 |
| 5. Current (Non-Institutional Only) | 0 | 0 | 0 | 0 | 0 | 0 | 0 | 0 |
| 6. Total Inception-to-Date (Non-Institutional Only) | 0 | 0 | 0 | 0 | | | | 0 |
| 7. Current (Grand Total) | 56 | 51 | 2000 | 0 | 86 | 47 | 5 | 0 |
| 8. Total Inception-to-Date (Grand Total) | 2,413 | 1,352 | 2000 | 0 | | | | 138 |
| Primarily 2003 to 2010 Issue Years | | | | | | | | |
| 9. Current (Comprehensive) | 5 | 0 | 2003 | 1 | 84 | 2 | 0 | 0 |
| 10. Total Inception-to-Date (Comprehensive) | 55 | 0 | 2003 | 1 | | | | 2 |
| 11. Current (Institutional Only) | 0 | 0 | 0 | 0 | 0 | 0 | 0 | 0 |
| 12. Total Inception-to-Date (Institutional Only) | 0 | 0 | 0 | 0 | | | | 0 |
| 13. Current (Non-Institutional Only) | 0 | 0 | 2003 | 1 | 89 | 2 | 0 | 0 |
| 14. Total Inception-to-Date (Non-Institutional Only) | 28 | 0 | 2003 | 1 | | | | 2 |
| 15. Current (Grand Total) | 5 | 0 | 2003 | 1 | 86 | 4 | 0 | 0 |
| 16. Total Inception-to-Date (Grand Total) | 83 | 0 | 2003 | 1 | | | | 4 |
| Primarily 2011 and Later Issue Years | | | | | | | | |
| 17. Current (Comprehensive) | 0 | 0 | 0 | 0 | 0 | 0 | 0 | 0 |
| 18. Total Inception-to-Date (Comprehensive) | 0 | 0 | 0 | 0 | | | | 0 |
| 19. Current (Institutional Only) | 0 | 0 | 0 | 0 | 0 | 0 | 0 | 0 |
| 20. Total Inception-to-Date (Institutional Only) | 0 | 0 | 0 | 0 | | | | 0 |
| 21. Current (Non-Institutional Only) | 0 | 0 | 0 | 0 | 0 | 0 | 0 | 0 |
| 22. Total Inception-to-Date (Non-Institutional Only) | 0 | 0 | 0 | 0 | | | | 0 |
| 23. Current (Grand Total) | 0 | 0 | 0 | 0 | 0 | 0 | 0 | 0 |
| 24. Total Inception-to-Date (Grand Total) | 0 | 0 | 0 | 0 | | | | 0 |

CAUTION: The information contained on this page is unaudited and not a complete analysis nor is it an expression of opinion on any insurer. This page may contain inadvertent errors.

2021 LONG-TERM CARE INSURANCE EXPERIENCE REPORTING FORM 2
By COMPANY NAME

| Row Description | Premiums Earned | Incurred Claims | Cal Year of Peak Issues | PCT Male Lives Insured | Average Attained Age | NBR of Lives In-Force End of Year | NBR of Terminations | NBR of New Lives Insured |
|--|-----------------|----------------------------|-------------------------|------------------------|----------------------|-----------------------------------|---------------------|--------------------------|
| Company Name: Regence Blueshield Of ID Inc | | Company Code: 60131 | | | | | | |
| Primarily 2002 and Prior Issue Years | | | | | | | | |
| 1. Current (Comprehensive) | 68 | 306 | 2000 | 0 | 82 | 81 | 2 | 0 |
| 2. Total Inception-to-Date (Comprehensive) | 3,389 | 2,627 | 2000 | 0 | | | | 177 |
| 3. Current (Institutional Only) | 0 | 0 | 1998 | 0 | 75 | 3 | 0 | 0 |
| 4. Total Inception-to-Date (Institutional Only) | 86 | 4 | 1998 | 0 | | | | 7 |
| 5. Current (Non-Institutional Only) | 0 | 0 | 0 | 0 | 0 | 0 | 0 | 0 |
| 6. Total Inception-to-Date (Non-Institutional Only) | 0 | 0 | 0 | 0 | | | | 0 |
| 7. Current (Grand Total) | 68 | 306 | 2000 | 0 | 81 | 84 | 2 | 0 |
| 8. Total Inception-to-Date (Grand Total) | 3,474 | 2,631 | 2000 | 0 | | | | 184 |
| Primarily 2003 to 2010 Issue Years | | | | | | | | |
| 9. Current (Comprehensive) | 13 | 11 | 2003 | 0 | 81 | 8 | 1 | 0 |
| 10. Total Inception-to-Date (Comprehensive) | 278 | 182 | 2003 | 1 | | | | 14 |
| 11. Current (Institutional Only) | 0 | 0 | 0 | 0 | 0 | 0 | 0 | 0 |
| 12. Total Inception-to-Date (Institutional Only) | 0 | 0 | 0 | 0 | | | | 0 |
| 13. Current (Non-Institutional Only) | 0 | 0 | 0 | 0 | 0 | 0 | 0 | 0 |
| 14. Total Inception-to-Date (Non-Institutional Only) | 28 | 0 | 2003 | 0 | | | | 1 |
| 15. Current (Grand Total) | 13 | 11 | 2003 | 0 | 81 | 8 | 1 | 0 |
| 16. Total Inception-to-Date (Grand Total) | 306 | 182 | 2003 | 1 | | | | 15 |
| Primarily 2011 and Later Issue Years | | | | | | | | |
| 17. Current (Comprehensive) | 0 | 0 | 0 | 0 | 0 | 0 | 0 | 0 |
| 18. Total Inception-to-Date (Comprehensive) | 0 | 0 | 0 | 0 | | | | 0 |
| 19. Current (Institutional Only) | 0 | 0 | 0 | 0 | 0 | 0 | 0 | 0 |
| 20. Total Inception-to-Date (Institutional Only) | 0 | 0 | 0 | 0 | | | | 0 |
| 21. Current (Non-Institutional Only) | 0 | 0 | 0 | 0 | 0 | 0 | 0 | 0 |
| 22. Total Inception-to-Date (Non-Institutional Only) | 0 | 0 | 0 | 0 | | | | 0 |
| 23. Current (Grand Total) | 0 | 0 | 0 | 0 | 0 | 0 | 0 | 0 |
| 24. Total Inception-to-Date (Grand Total) | 0 | 0 | 0 | 0 | | | | 0 |

CAUTION: The information contained on this page is unaudited and not a complete analysis nor is it an expression of opinion on any insurer. This page may contain inadvertent errors.

2021 LONG-TERM CARE INSURANCE EXPERIENCE REPORTING FORM 2
By COMPANY NAME

| Row Description | Premiums Earned | Incurred Claims | Cal Year of Peak Issues | PCT Male Lives Insured | Average Attained Age | NBR of Lives In-Force End of Year | NBR of Terminations | NBR of New Lives Insured |
|--|-----------------|----------------------------|-------------------------|------------------------|----------------------|-----------------------------------|---------------------|--------------------------|
| Company Name: Reliastar Life Ins Co | | Company Code: 67105 | | | | | | |
| Primarily 2002 and Prior Issue Years | | | | | | | | |
| 1. Current (Comprehensive) | 37 | 68 | 1992 | 25 | 175 | 31 | 2 | 0 |
| 2. Total Inception-to-Date (Comprehensive) | 973 | 2,416 | 1992 | 37 | | | | 307 |
| 3. Current (Institutional Only) | 0 | 0 | 0 | 0 | 0 | 0 | 0 | 0 |
| 4. Total Inception-to-Date (Institutional Only) | 0 | 0 | 0 | 0 | | | | 0 |
| 5. Current (Non-Institutional Only) | 0 | 0 | 0 | 0 | 0 | 0 | 0 | 0 |
| 6. Total Inception-to-Date (Non-Institutional Only) | 0 | 0 | 0 | 0 | | | | 0 |
| 7. Current (Grand Total) | 37 | 68 | 1992 | 25 | 175 | 31 | 2 | 0 |
| 8. Total Inception-to-Date (Grand Total) | 973 | 2,416 | 1992 | 37 | | | | 307 |
| Primarily 2003 to 2010 Issue Years | | | | | | | | |
| 9. Current (Comprehensive) | 0 | 0 | 0 | 0 | 0 | 0 | 0 | 0 |
| 10. Total Inception-to-Date (Comprehensive) | 0 | 0 | 0 | 0 | | | | 0 |
| 11. Current (Institutional Only) | 0 | 0 | 0 | 0 | 0 | 0 | 0 | 0 |
| 12. Total Inception-to-Date (Institutional Only) | 0 | 0 | 0 | 0 | | | | 0 |
| 13. Current (Non-Institutional Only) | 0 | 0 | 0 | 0 | 0 | 0 | 0 | 0 |
| 14. Total Inception-to-Date (Non-Institutional Only) | 0 | 0 | 0 | 0 | | | | 0 |
| 15. Current (Grand Total) | 0 | 0 | 0 | 0 | 0 | 0 | 0 | 0 |
| 16. Total Inception-to-Date (Grand Total) | 0 | 0 | 0 | 0 | | | | 0 |
| Primarily 2011 and Later Issue Years | | | | | | | | |
| 17. Current (Comprehensive) | 0 | 0 | 0 | 0 | 0 | 0 | 0 | 0 |
| 18. Total Inception-to-Date (Comprehensive) | 0 | 0 | 0 | 0 | | | | 0 |
| 19. Current (Institutional Only) | 0 | 0 | 0 | 0 | 0 | 0 | 0 | 0 |
| 20. Total Inception-to-Date (Institutional Only) | 0 | 0 | 0 | 0 | | | | 0 |
| 21. Current (Non-Institutional Only) | 0 | 0 | 0 | 0 | 0 | 0 | 0 | 0 |
| 22. Total Inception-to-Date (Non-Institutional Only) | 0 | 0 | 0 | 0 | | | | 0 |
| 23. Current (Grand Total) | 0 | 0 | 0 | 0 | 0 | 0 | 0 | 0 |
| 24. Total Inception-to-Date (Grand Total) | 0 | 0 | 0 | 0 | | | | 0 |

CAUTION: The information contained on this page is unaudited and not a complete analysis nor is it an expression of opinion on any insurer. This page may contain inadvertent errors.

2021 LONG-TERM CARE INSURANCE EXPERIENCE REPORTING FORM 2
By COMPANY NAME

| Row Description | Premiums Earned | Incurred Claims | Cal Year of Peak Issues | PCT Male Lives Insured | Average Attained Age | NBR of Lives In-Force End of Year | NBR of Terminations | NBR of New Lives Insured |
|--|-----------------|----------------------------|-------------------------|------------------------|----------------------|-----------------------------------|---------------------|--------------------------|
| Company Name: RGA Reins Co | | Company Code: 93572 | | | | | | |
| Primarily 2002 and Prior Issue Years | | | | | | | | |
| 1. Current (Comprehensive) | 0 | 0 | 0 | 0 | 0 | 0 | 0 | 0 |
| 2. Total Inception-to-Date (Comprehensive) | 0 | 0 | 0 | 0 | | | | 0 |
| 3. Current (Institutional Only) | 0 | 0 | 0 | 0 | 0 | 0 | 0 | 0 |
| 4. Total Inception-to-Date (Institutional Only) | 0 | 0 | 0 | 0 | | | | 0 |
| 5. Current (Non-Institutional Only) | 0 | 0 | 0 | 0 | 0 | 0 | 0 | 0 |
| 6. Total Inception-to-Date (Non-Institutional Only) | 0 | 0 | 0 | 0 | | | | 0 |
| 7. Current (Grand Total) | 0 | 0 | 0 | 0 | 0 | 0 | 0 | 0 |
| 8. Total Inception-to-Date (Grand Total) | 0 | 0 | 0 | 0 | | | | 0 |
| Primarily 2003 to 2010 Issue Years | | | | | | | | |
| 9. Current (Comprehensive) | 0 | 0 | 0 | 0 | 0 | 0 | 0 | 0 |
| 10. Total Inception-to-Date (Comprehensive) | 0 | 0 | 0 | 0 | | | | 0 |
| 11. Current (Institutional Only) | 0 | 0 | 0 | 0 | 0 | 0 | 0 | 0 |
| 12. Total Inception-to-Date (Institutional Only) | 0 | 0 | 0 | 0 | | | | 0 |
| 13. Current (Non-Institutional Only) | 0 | 0 | 0 | 0 | 0 | 0 | 0 | 0 |
| 14. Total Inception-to-Date (Non-Institutional Only) | 0 | 0 | 0 | 0 | | | | 0 |
| 15. Current (Grand Total) | 0 | 0 | 0 | 0 | 0 | 0 | 0 | 0 |
| 16. Total Inception-to-Date (Grand Total) | 0 | 0 | 0 | 0 | | | | 0 |
| Primarily 2011 and Later Issue Years | | | | | | | | |
| 17. Current (Comprehensive) | 0 | 0 | 0 | 0 | 0 | 0 | 0 | 0 |
| 18. Total Inception-to-Date (Comprehensive) | 0 | 0 | 0 | 0 | | | | 0 |
| 19. Current (Institutional Only) | 0 | 0 | 0 | 0 | 0 | 0 | 0 | 0 |
| 20. Total Inception-to-Date (Institutional Only) | 0 | 0 | 0 | 0 | | | | 0 |
| 21. Current (Non-Institutional Only) | 0 | 0 | 0 | 0 | 0 | 0 | 0 | 0 |
| 22. Total Inception-to-Date (Non-Institutional Only) | 0 | 0 | 0 | 0 | | | | 0 |
| 23. Current (Grand Total) | 0 | 0 | 0 | 0 | 0 | 0 | 0 | 0 |
| 24. Total Inception-to-Date (Grand Total) | 0 | 0 | 0 | 0 | | | | 0 |

CAUTION: The information contained on this page is unaudited and not a complete analysis nor is it an expression of opinion on any insurer. This page may contain inadvertent errors.

2021 LONG-TERM CARE INSURANCE EXPERIENCE REPORTING FORM 2
By COMPANY NAME

| Row Description | Premiums Earned | Incurred Claims | Cal Year of Peak Issues | PCT Male Lives Insured | Average Attained Age | NBR of Lives In-Force End of Year | NBR of Terminations | NBR of New Lives Insured |
|--|-----------------|----------------------------|-------------------------|------------------------|----------------------|-----------------------------------|---------------------|--------------------------|
| Company Name: RiverSource Life Ins Co | | Company Code: 65005 | | | | | | |
| Primarily 2002 and Prior Issue Years | | | | | | | | |
| 1. Current (Comprehensive) | 175,761 | 386,304 | 1999 | 37 | 80 | 82,819 | 5,674 | 0 |
| 2. Total Inception-to-Date (Comprehensive) | 5,105,052 | 4,196,578 | 1996 | 40 | | | | 242,125 |
| 3. Current (Institutional Only) | 0 | 0 | 0 | 0 | 0 | 0 | 0 | 0 |
| 4. Total Inception-to-Date (Institutional Only) | 0 | 0 | 0 | 0 | | | | 0 |
| 5. Current (Non-Institutional Only) | 0 | 0 | 0 | 0 | 0 | 0 | 0 | 0 |
| 6. Total Inception-to-Date (Non-Institutional Only) | 0 | 0 | 0 | 0 | | | | 0 |
| 7. Current (Grand Total) | 175,761 | 386,304 | 1999 | 37 | 80 | 82,819 | 5,674 | 0 |
| 8. Total Inception-to-Date (Grand Total) | 5,105,052 | 4,196,578 | 1996 | 40 | | | | 242,125 |
| Primarily 2003 to 2010 Issue Years | | | | | | | | |
| 9. Current (Comprehensive) | 0 | 0 | 0 | 0 | 0 | 0 | 0 | 0 |
| 10. Total Inception-to-Date (Comprehensive) | 0 | 0 | 0 | 0 | | | | 0 |
| 11. Current (Institutional Only) | 0 | 0 | 0 | 0 | 0 | 0 | 0 | 0 |
| 12. Total Inception-to-Date (Institutional Only) | 0 | 0 | 0 | 0 | | | | 0 |
| 13. Current (Non-Institutional Only) | 0 | 0 | 0 | 0 | 0 | 0 | 0 | 0 |
| 14. Total Inception-to-Date (Non-Institutional Only) | 0 | 0 | 0 | 0 | | | | 0 |
| 15. Current (Grand Total) | 0 | 0 | 0 | 0 | 0 | 0 | 0 | 0 |
| 16. Total Inception-to-Date (Grand Total) | 0 | 0 | 0 | 0 | | | | 0 |
| Primarily 2011 and Later Issue Years | | | | | | | | |
| 17. Current (Comprehensive) | 0 | 0 | 0 | 0 | 0 | 0 | 0 | 0 |
| 18. Total Inception-to-Date (Comprehensive) | 0 | 0 | 0 | 0 | | | | 0 |
| 19. Current (Institutional Only) | 0 | 0 | 0 | 0 | 0 | 0 | 0 | 0 |
| 20. Total Inception-to-Date (Institutional Only) | 0 | 0 | 0 | 0 | | | | 0 |
| 21. Current (Non-Institutional Only) | 0 | 0 | 0 | 0 | 0 | 0 | 0 | 0 |
| 22. Total Inception-to-Date (Non-Institutional Only) | 0 | 0 | 0 | 0 | | | | 0 |
| 23. Current (Grand Total) | 0 | 0 | 0 | 0 | 0 | 0 | 0 | 0 |
| 24. Total Inception-to-Date (Grand Total) | 0 | 0 | 0 | 0 | | | | 0 |

CAUTION: The information contained on this page is unaudited and not a complete analysis nor is it an expression of opinion on any insurer. This page may contain inadvertent errors.

2021 LONG-TERM CARE INSURANCE EXPERIENCE REPORTING FORM 2
By COMPANY NAME

| Row Description | Premiums Earned | Incurred Claims | Cal Year of Peak Issues | PCT Male Lives Insured | Average Attained Age | NBR of Lives In-Force End of Year | NBR of Terminations | NBR of New Lives Insured |
|--|-----------------|----------------------------|-------------------------|------------------------|----------------------|-----------------------------------|---------------------|--------------------------|
| Company Name: Riversource Life Ins Co Of NY | | Company Code: 80594 | | | | | | |
| Primarily 2002 and Prior Issue Years | | | | | | | | |
| 1. Current (Comprehensive) | 8,739 | 22,727 | 2000 | 37 | 80 | 4,463 | 289 | 0 |
| 2. Total Inception-to-Date (Comprehensive) | 305,258 | 253,845 | 1996 | 40 | | | | 11,889 |
| 3. Current (Institutional Only) | 0 | 0 | 0 | 0 | 0 | 0 | 0 | 0 |
| 4. Total Inception-to-Date (Institutional Only) | 0 | 0 | 0 | 0 | | | | 0 |
| 5. Current (Non-Institutional Only) | 0 | 0 | 0 | 0 | 0 | 0 | 0 | 0 |
| 6. Total Inception-to-Date (Non-Institutional Only) | 0 | 0 | 0 | 0 | | | | 0 |
| 7. Current (Grand Total) | 8,739 | 22,727 | 2000 | 37 | 80 | 4,463 | 289 | 0 |
| 8. Total Inception-to-Date (Grand Total) | 305,258 | 253,845 | 1996 | 40 | | | | 11,889 |
| Primarily 2003 to 2010 Issue Years | | | | | | | | |
| 9. Current (Comprehensive) | 0 | 0 | 0 | 0 | 0 | 0 | 0 | 0 |
| 10. Total Inception-to-Date (Comprehensive) | 0 | 0 | 0 | 0 | | | | 0 |
| 11. Current (Institutional Only) | 0 | 0 | 0 | 0 | 0 | 0 | 0 | 0 |
| 12. Total Inception-to-Date (Institutional Only) | 0 | 0 | 0 | 0 | | | | 0 |
| 13. Current (Non-Institutional Only) | 0 | 0 | 0 | 0 | 0 | 0 | 0 | 0 |
| 14. Total Inception-to-Date (Non-Institutional Only) | 0 | 0 | 0 | 0 | | | | 0 |
| 15. Current (Grand Total) | 0 | 0 | 0 | 0 | 0 | 0 | 0 | 0 |
| 16. Total Inception-to-Date (Grand Total) | 0 | 0 | 0 | 0 | | | | 0 |
| Primarily 2011 and Later Issue Years | | | | | | | | |
| 17. Current (Comprehensive) | 0 | 0 | 0 | 0 | 0 | 0 | 0 | 0 |
| 18. Total Inception-to-Date (Comprehensive) | 0 | 0 | 0 | 0 | | | | 0 |
| 19. Current (Institutional Only) | 0 | 0 | 0 | 0 | 0 | 0 | 0 | 0 |
| 20. Total Inception-to-Date (Institutional Only) | 0 | 0 | 0 | 0 | | | | 0 |
| 21. Current (Non-Institutional Only) | 0 | 0 | 0 | 0 | 0 | 0 | 0 | 0 |
| 22. Total Inception-to-Date (Non-Institutional Only) | 0 | 0 | 0 | 0 | | | | 0 |
| 23. Current (Grand Total) | 0 | 0 | 0 | 0 | 0 | 0 | 0 | 0 |
| 24. Total Inception-to-Date (Grand Total) | 0 | 0 | 0 | 0 | | | | 0 |

CAUTION: The information contained on this page is unaudited and not a complete analysis nor is it an expression of opinion on any insurer. This page may contain inadvertent errors.

2021 LONG-TERM CARE INSURANCE EXPERIENCE REPORTING FORM 2
By COMPANY NAME

| Row Description | Premiums Earned | Incurred Claims | Cal Year of Peak Issues | PCT Male Lives Insured | Average Attained Age | NBR of Lives In-Force End of Year | NBR of Terminations | NBR of New Lives Insured |
|--|-----------------|----------------------------|-------------------------|------------------------|----------------------|-----------------------------------|---------------------|--------------------------|
| Company Name: Sagikor Life Ins Co | | Company Code: 60445 | | | | | | |
| Primarily 2002 and Prior Issue Years | | | | | | | | |
| 1. Current (Comprehensive) | 3 | 0 | 1992 | 40 | 85 | 5 | 0 | 0 |
| 2. Total Inception-to-Date (Comprehensive) | 187 | 85 | 1992 | 45 | | | | 11 |
| 3. Current (Institutional Only) | 0 | 0 | 0 | 0 | 0 | 0 | 0 | 0 |
| 4. Total Inception-to-Date (Institutional Only) | 0 | 0 | 0 | 0 | | | | 0 |
| 5. Current (Non-Institutional Only) | 0 | 0 | 0 | 0 | 0 | 0 | 0 | 0 |
| 6. Total Inception-to-Date (Non-Institutional Only) | 0 | 0 | 0 | 0 | | | | 0 |
| 7. Current (Grand Total) | 3 | 0 | 1992 | 40 | 85 | 5 | 0 | 0 |
| 8. Total Inception-to-Date (Grand Total) | 187 | 85 | 1992 | 45 | | | | 11 |
| Primarily 2003 to 2010 Issue Years | | | | | | | | |
| 9. Current (Comprehensive) | 0 | 0 | 0 | 0 | 0 | 0 | 0 | 0 |
| 10. Total Inception-to-Date (Comprehensive) | 0 | 0 | 0 | 0 | | | | 0 |
| 11. Current (Institutional Only) | 0 | 0 | 0 | 0 | 0 | 0 | 0 | 0 |
| 12. Total Inception-to-Date (Institutional Only) | 0 | 0 | 0 | 0 | | | | 0 |
| 13. Current (Non-Institutional Only) | 0 | 0 | 0 | 0 | 0 | 0 | 0 | 0 |
| 14. Total Inception-to-Date (Non-Institutional Only) | 0 | 0 | 0 | 0 | | | | 0 |
| 15. Current (Grand Total) | 0 | 0 | 0 | 0 | 0 | 0 | 0 | 0 |
| 16. Total Inception-to-Date (Grand Total) | 0 | 0 | 0 | 0 | | | | 0 |
| Primarily 2011 and Later Issue Years | | | | | | | | |
| 17. Current (Comprehensive) | 0 | 0 | 0 | 0 | 0 | 0 | 0 | 0 |
| 18. Total Inception-to-Date (Comprehensive) | 0 | 0 | 0 | 0 | | | | 0 |
| 19. Current (Institutional Only) | 0 | 0 | 0 | 0 | 0 | 0 | 0 | 0 |
| 20. Total Inception-to-Date (Institutional Only) | 0 | 0 | 0 | 0 | | | | 0 |
| 21. Current (Non-Institutional Only) | 0 | 0 | 0 | 0 | 0 | 0 | 0 | 0 |
| 22. Total Inception-to-Date (Non-Institutional Only) | 0 | 0 | 0 | 0 | | | | 0 |
| 23. Current (Grand Total) | 0 | 0 | 0 | 0 | 0 | 0 | 0 | 0 |
| 24. Total Inception-to-Date (Grand Total) | 0 | 0 | 0 | 0 | | | | 0 |

CAUTION: The information contained on this page is unaudited and not a complete analysis nor is it an expression of opinion on any insurer. This page may contain inadvertent errors.

2021 LONG-TERM CARE INSURANCE EXPERIENCE REPORTING FORM 2
By COMPANY NAME

| Row Description | Premiums Earned | Incurred Claims | Cal Year of Peak Issues | PCT Male Lives Insured | Average Attained Age | NBR of Lives In-Force End of Year | NBR of Terminations | NBR of New Lives Insured |
|--|-----------------|----------------------------|-------------------------|------------------------|----------------------|-----------------------------------|---------------------|--------------------------|
| Company Name: SCOR Global Life Amer Reins Co | | Company Code: 64688 | | | | | | |
| Primarily 2002 and Prior Issue Years | | | | | | | | |
| 1. Current (Comprehensive) | 0 | 0 | 0 | 0 | 0 | 0 | 0 | 0 |
| 2. Total Inception-to-Date (Comprehensive) | 0 | 0 | 0 | 0 | | | | 0 |
| 3. Current (Institutional Only) | 0 | 0 | 0 | 0 | 0 | 0 | 0 | 0 |
| 4. Total Inception-to-Date (Institutional Only) | 0 | 0 | 0 | 0 | | | | 0 |
| 5. Current (Non-Institutional Only) | 0 | 0 | 0 | 0 | 0 | 0 | 0 | 0 |
| 6. Total Inception-to-Date (Non-Institutional Only) | 0 | 0 | 0 | 0 | | | | 0 |
| 7. Current (Grand Total) | 0 | 0 | 0 | 0 | 0 | 0 | 0 | 0 |
| 8. Total Inception-to-Date (Grand Total) | 0 | 0 | 0 | 0 | | | | 0 |
| Primarily 2003 to 2010 Issue Years | | | | | | | | |
| 9. Current (Comprehensive) | 0 | 0 | 0 | 0 | 0 | 0 | 0 | 0 |
| 10. Total Inception-to-Date (Comprehensive) | 0 | 0 | 0 | 0 | | | | 0 |
| 11. Current (Institutional Only) | 0 | 0 | 0 | 0 | 0 | 0 | 0 | 0 |
| 12. Total Inception-to-Date (Institutional Only) | 0 | 0 | 0 | 0 | | | | 0 |
| 13. Current (Non-Institutional Only) | 0 | 0 | 0 | 0 | 0 | 0 | 0 | 0 |
| 14. Total Inception-to-Date (Non-Institutional Only) | 0 | 0 | 0 | 0 | | | | 0 |
| 15. Current (Grand Total) | 0 | 0 | 0 | 0 | 0 | 0 | 0 | 0 |
| 16. Total Inception-to-Date (Grand Total) | 0 | 0 | 0 | 0 | | | | 0 |
| Primarily 2011 and Later Issue Years | | | | | | | | |
| 17. Current (Comprehensive) | 0 | 0 | 0 | 0 | 0 | 0 | 0 | 0 |
| 18. Total Inception-to-Date (Comprehensive) | 0 | 0 | 0 | 0 | | | | 0 |
| 19. Current (Institutional Only) | 0 | 0 | 0 | 0 | 0 | 0 | 0 | 0 |
| 20. Total Inception-to-Date (Institutional Only) | 0 | 0 | 0 | 0 | | | | 0 |
| 21. Current (Non-Institutional Only) | 0 | 0 | 0 | 0 | 0 | 0 | 0 | 0 |
| 22. Total Inception-to-Date (Non-Institutional Only) | 0 | 0 | 0 | 0 | | | | 0 |
| 23. Current (Grand Total) | 0 | 0 | 0 | 0 | 0 | 0 | 0 | 0 |
| 24. Total Inception-to-Date (Grand Total) | 0 | 0 | 0 | 0 | | | | 0 |

CAUTION: The information contained on this page is unaudited and not a complete analysis nor is it an expression of opinion on any insurer. This page may contain inadvertent errors.

2021 LONG-TERM CARE INSURANCE EXPERIENCE REPORTING FORM 2
By COMPANY NAME

| Row Description | Premiums Earned | Incurred Claims | Cal Year of Peak Issues | PCT Male Lives Insured | Average Attained Age | NBR of Lives In-Force End of Year | NBR of Terminations | NBR of New Lives Insured |
|--|-----------------|----------------------------|-------------------------|------------------------|----------------------|-----------------------------------|---------------------|--------------------------|
| Company Name: SCOR Global Life USA Reins Co | | Company Code: 97071 | | | | | | |
| Primarily 2002 and Prior Issue Years | | | | | | | | |
| 1. Current (Comprehensive) | 0 | 0 | 0 | 0 | 0 | 0 | 0 | 0 |
| 2. Total Inception-to-Date (Comprehensive) | 0 | 0 | 0 | 0 | | | | 0 |
| 3. Current (Institutional Only) | 0 | 0 | 0 | 0 | 0 | 0 | 0 | 0 |
| 4. Total Inception-to-Date (Institutional Only) | 0 | 0 | 0 | 0 | | | | 0 |
| 5. Current (Non-Institutional Only) | 0 | 0 | 0 | 0 | 0 | 0 | 0 | 0 |
| 6. Total Inception-to-Date (Non-Institutional Only) | 0 | 0 | 0 | 0 | | | | 0 |
| 7. Current (Grand Total) | 0 | 0 | 0 | 0 | 0 | 0 | 0 | 0 |
| 8. Total Inception-to-Date (Grand Total) | 0 | 0 | 0 | 0 | | | | 0 |
| Primarily 2003 to 2010 Issue Years | | | | | | | | |
| 9. Current (Comprehensive) | 0 | 0 | 0 | 0 | 0 | 0 | 0 | 0 |
| 10. Total Inception-to-Date (Comprehensive) | 0 | 0 | 0 | 0 | | | | 0 |
| 11. Current (Institutional Only) | 0 | 0 | 0 | 0 | 0 | 0 | 0 | 0 |
| 12. Total Inception-to-Date (Institutional Only) | 0 | 0 | 0 | 0 | | | | 0 |
| 13. Current (Non-Institutional Only) | 0 | 0 | 0 | 0 | 0 | 0 | 0 | 0 |
| 14. Total Inception-to-Date (Non-Institutional Only) | 0 | 0 | 0 | 0 | | | | 0 |
| 15. Current (Grand Total) | 0 | 0 | 0 | 0 | 0 | 0 | 0 | 0 |
| 16. Total Inception-to-Date (Grand Total) | 0 | 0 | 0 | 0 | | | | 0 |
| Primarily 2011 and Later Issue Years | | | | | | | | |
| 17. Current (Comprehensive) | 0 | 0 | 0 | 0 | 0 | 0 | 0 | 0 |
| 18. Total Inception-to-Date (Comprehensive) | 0 | 0 | 0 | 0 | | | | 0 |
| 19. Current (Institutional Only) | 0 | 0 | 0 | 0 | 0 | 0 | 0 | 0 |
| 20. Total Inception-to-Date (Institutional Only) | 0 | 0 | 0 | 0 | | | | 0 |
| 21. Current (Non-Institutional Only) | 0 | 0 | 0 | 0 | 0 | 0 | 0 | 0 |
| 22. Total Inception-to-Date (Non-Institutional Only) | 0 | 0 | 0 | 0 | | | | 0 |
| 23. Current (Grand Total) | 0 | 0 | 0 | 0 | 0 | 0 | 0 | 0 |
| 24. Total Inception-to-Date (Grand Total) | 0 | 0 | 0 | 0 | | | | 0 |

CAUTION: The information contained on this page is unaudited and not a complete analysis nor is it an expression of opinion on any insurer. This page may contain inadvertent errors.

2021 LONG-TERM CARE INSURANCE EXPERIENCE REPORTING FORM 2
By COMPANY NAME

| Row Description | Premiums Earned | Incurred Claims | Cal Year of Peak Issues | PCT Male Lives Insured | Average Attained Age | NBR of Lives In-Force End of Year | NBR of Terminations | NBR of New Lives Insured |
|--|-----------------|----------------------------|-------------------------|------------------------|----------------------|-----------------------------------|---------------------|--------------------------|
| Company Name: Sentry Ins Co | | Company Code: 24988 | | | | | | |
| Primarily 2002 and Prior Issue Years | | | | | | | | |
| 1. Current (Comprehensive) | 0 | 0 | 0 | 0 | 0 | 0 | 0 | 0 |
| 2. Total Inception-to-Date (Comprehensive) | 0 | 0 | 0 | 0 | | | | 0 |
| 3. Current (Institutional Only) | 0 | 0 | 0 | 0 | 0 | 0 | 0 | 0 |
| 4. Total Inception-to-Date (Institutional Only) | 0 | 0 | 0 | 0 | | | | 0 |
| 5. Current (Non-Institutional Only) | 0 | 0 | 0 | 0 | 0 | 0 | 0 | 0 |
| 6. Total Inception-to-Date (Non-Institutional Only) | 0 | 0 | 0 | 0 | | | | 0 |
| 7. Current (Grand Total) | 0 | 0 | 0 | 0 | 0 | 0 | 0 | 0 |
| 8. Total Inception-to-Date (Grand Total) | 0 | 0 | 0 | 0 | | | | 0 |
| Primarily 2003 to 2010 Issue Years | | | | | | | | |
| 9. Current (Comprehensive) | 0 | 0 | 0 | 0 | 0 | 0 | 0 | 0 |
| 10. Total Inception-to-Date (Comprehensive) | 0 | 0 | 0 | 0 | | | | 0 |
| 11. Current (Institutional Only) | 0 | 0 | 0 | 0 | 0 | 0 | 0 | 0 |
| 12. Total Inception-to-Date (Institutional Only) | 0 | 0 | 0 | 0 | | | | 0 |
| 13. Current (Non-Institutional Only) | 0 | 0 | 0 | 0 | 0 | 0 | 0 | 0 |
| 14. Total Inception-to-Date (Non-Institutional Only) | 0 | 0 | 0 | 0 | | | | 0 |
| 15. Current (Grand Total) | 0 | 0 | 0 | 0 | 0 | 0 | 0 | 0 |
| 16. Total Inception-to-Date (Grand Total) | 0 | 0 | 0 | 0 | | | | 0 |
| Primarily 2011 and Later Issue Years | | | | | | | | |
| 17. Current (Comprehensive) | 0 | 0 | 0 | 0 | 0 | 0 | 0 | 0 |
| 18. Total Inception-to-Date (Comprehensive) | 0 | 0 | 0 | 0 | | | | 0 |
| 19. Current (Institutional Only) | 0 | 0 | 0 | 0 | 0 | 0 | 0 | 0 |
| 20. Total Inception-to-Date (Institutional Only) | 0 | 0 | 0 | 0 | | | | 0 |
| 21. Current (Non-Institutional Only) | 0 | 0 | 0 | 0 | 0 | 0 | 0 | 0 |
| 22. Total Inception-to-Date (Non-Institutional Only) | 0 | 0 | 0 | 0 | | | | 0 |
| 23. Current (Grand Total) | 0 | 0 | 0 | 0 | 0 | 0 | 0 | 0 |
| 24. Total Inception-to-Date (Grand Total) | 0 | 0 | 0 | 0 | | | | 0 |

CAUTION: The information contained on this page is unaudited and not a complete analysis nor is it an expression of opinion on any insurer. This page may contain inadvertent errors.

2021 LONG-TERM CARE INSURANCE EXPERIENCE REPORTING FORM 2
By COMPANY NAME

| Row Description | Premiums Earned | Incurred Claims | Cal Year of Peak Issues | PCT Male Lives Insured | Average Attained Age | NBR of Lives In-Force End of Year | NBR of Terminations | NBR of New Lives Insured |
|--|-----------------|----------------------------|-------------------------|------------------------|----------------------|-----------------------------------|---------------------|--------------------------|
| Company Name: Sentry Life Ins Co | | Company Code: 68810 | | | | | | |
| Primarily 2002 and Prior Issue Years | | | | | | | | |
| 1. Current (Comprehensive) | 0 | 0 | 0 | 0 | 0 | 0 | 0 | 0 |
| 2. Total Inception-to-Date (Comprehensive) | 0 | 0 | 0 | 0 | | | | 0 |
| 3. Current (Institutional Only) | 0 | 0 | 0 | 0 | 0 | 0 | 0 | 0 |
| 4. Total Inception-to-Date (Institutional Only) | 0 | 0 | 0 | 0 | | | | 0 |
| 5. Current (Non-Institutional Only) | 0 | 0 | 0 | 0 | 0 | 0 | 0 | 0 |
| 6. Total Inception-to-Date (Non-Institutional Only) | 0 | 0 | 0 | 0 | | | | 0 |
| 7. Current (Grand Total) | 0 | 0 | 0 | 0 | 0 | 0 | 0 | 0 |
| 8. Total Inception-to-Date (Grand Total) | 0 | 0 | 0 | 0 | | | | 0 |
| Primarily 2003 to 2010 Issue Years | | | | | | | | |
| 9. Current (Comprehensive) | 0 | 0 | 0 | 0 | 0 | 0 | 0 | 0 |
| 10. Total Inception-to-Date (Comprehensive) | 0 | 0 | 0 | 0 | | | | 0 |
| 11. Current (Institutional Only) | 0 | 0 | 0 | 0 | 0 | 0 | 0 | 0 |
| 12. Total Inception-to-Date (Institutional Only) | 0 | 0 | 0 | 0 | | | | 0 |
| 13. Current (Non-Institutional Only) | 0 | 0 | 0 | 0 | 0 | 0 | 0 | 0 |
| 14. Total Inception-to-Date (Non-Institutional Only) | 0 | 0 | 0 | 0 | | | | 0 |
| 15. Current (Grand Total) | 0 | 0 | 0 | 0 | 0 | 0 | 0 | 0 |
| 16. Total Inception-to-Date (Grand Total) | 0 | 0 | 0 | 0 | | | | 0 |
| Primarily 2011 and Later Issue Years | | | | | | | | |
| 17. Current (Comprehensive) | 0 | 0 | 0 | 0 | 0 | 0 | 0 | 0 |
| 18. Total Inception-to-Date (Comprehensive) | 0 | 0 | 0 | 0 | | | | 0 |
| 19. Current (Institutional Only) | 0 | 0 | 0 | 0 | 0 | 0 | 0 | 0 |
| 20. Total Inception-to-Date (Institutional Only) | 0 | 0 | 0 | 0 | | | | 0 |
| 21. Current (Non-Institutional Only) | 0 | 0 | 0 | 0 | 0 | 0 | 0 | 0 |
| 22. Total Inception-to-Date (Non-Institutional Only) | 0 | 0 | 0 | 0 | | | | 0 |
| 23. Current (Grand Total) | 0 | 0 | 0 | 0 | 0 | 0 | 0 | 0 |
| 24. Total Inception-to-Date (Grand Total) | 0 | 0 | 0 | 0 | | | | 0 |

CAUTION: The information contained on this page is unaudited and not a complete analysis nor is it an expression of opinion on any insurer. This page may contain inadvertent errors.

2021 LONG-TERM CARE INSURANCE EXPERIENCE REPORTING FORM 2
By COMPANY NAME

| Row Description | Premiums Earned | Incurred Claims | Cal Year of Peak Issues | PCT Male Lives Insured | Average Attained Age | NBR of Lives In-Force End of Year | NBR of Terminations | NBR of New Lives Insured |
|--|-----------------|----------------------------|-------------------------|------------------------|----------------------|-----------------------------------|---------------------|--------------------------|
| Company Name: Sidney Hillman Hlth Centre | | Company Code: 54259 | | | | | | |
| Primarily 2002 and Prior Issue Years | | | | | | | | |
| 1. Current (Comprehensive) | 0 | 0 | 0 | 0 | 0 | 0 | 0 | 0 |
| 2. Total Inception-to-Date (Comprehensive) | 0 | 0 | 0 | 0 | | | | 0 |
| 3. Current (Institutional Only) | 0 | 0 | 0 | 0 | 0 | 0 | 0 | 0 |
| 4. Total Inception-to-Date (Institutional Only) | 0 | 0 | 0 | 0 | | | | 0 |
| 5. Current (Non-Institutional Only) | 0 | 0 | 0 | 0 | 0 | 0 | 0 | 0 |
| 6. Total Inception-to-Date (Non-Institutional Only) | 0 | 0 | 0 | 0 | | | | 0 |
| 7. Current (Grand Total) | 0 | 0 | 0 | 0 | 0 | 0 | 0 | 0 |
| 8. Total Inception-to-Date (Grand Total) | 0 | 0 | 0 | 0 | | | | 0 |
| Primarily 2003 to 2010 Issue Years | | | | | | | | |
| 9. Current (Comprehensive) | 0 | 0 | 0 | 0 | 0 | 0 | 0 | 0 |
| 10. Total Inception-to-Date (Comprehensive) | 0 | 0 | 0 | 0 | | | | 0 |
| 11. Current (Institutional Only) | 0 | 0 | 0 | 0 | 0 | 0 | 0 | 0 |
| 12. Total Inception-to-Date (Institutional Only) | 0 | 0 | 0 | 0 | | | | 0 |
| 13. Current (Non-Institutional Only) | 0 | 0 | 0 | 0 | 0 | 0 | 0 | 0 |
| 14. Total Inception-to-Date (Non-Institutional Only) | 0 | 0 | 0 | 0 | | | | 0 |
| 15. Current (Grand Total) | 0 | 0 | 0 | 0 | 0 | 0 | 0 | 0 |
| 16. Total Inception-to-Date (Grand Total) | 0 | 0 | 0 | 0 | | | | 0 |
| Primarily 2011 and Later Issue Years | | | | | | | | |
| 17. Current (Comprehensive) | 0 | 0 | 0 | 0 | 0 | 0 | 0 | 0 |
| 18. Total Inception-to-Date (Comprehensive) | 0 | 0 | 0 | 0 | | | | 0 |
| 19. Current (Institutional Only) | 0 | 0 | 0 | 0 | 0 | 0 | 0 | 0 |
| 20. Total Inception-to-Date (Institutional Only) | 0 | 0 | 0 | 0 | | | | 0 |
| 21. Current (Non-Institutional Only) | 0 | 0 | 0 | 0 | 0 | 0 | 0 | 0 |
| 22. Total Inception-to-Date (Non-Institutional Only) | 0 | 0 | 0 | 0 | | | | 0 |
| 23. Current (Grand Total) | 0 | 0 | 0 | 0 | 0 | 0 | 0 | 0 |
| 24. Total Inception-to-Date (Grand Total) | 0 | 0 | 0 | 0 | | | | 0 |

CAUTION: The information contained on this page is unaudited and not a complete analysis nor is it an expression of opinion on any insurer. This page may contain inadvertent errors.

2021 LONG-TERM CARE INSURANCE EXPERIENCE REPORTING FORM 2
By COMPANY NAME

| Row Description | Premiums Earned | Incurred Claims | Cal Year of Peak Issues | PCT Male Lives Insured | Average Attained Age | NBR of Lives In-Force End of Year | NBR of Terminations | NBR of New Lives Insured |
|--|-----------------|----------------------------|-------------------------|------------------------|----------------------|-----------------------------------|---------------------|--------------------------|
| Company Name: SILAC Ins Co | | Company Code: 62952 | | | | | | |
| Primarily 2002 and Prior Issue Years | | | | | | | | |
| 1. Current (Comprehensive) | 30,774 | 51,985 | 2003 | 0 | 85 | 12,618 | 1,075 | 0 |
| 2. Total Inception-to-Date (Comprehensive) | 1,707,601 | 1,704,094 | 2003 | 0 | | | | 0 |
| 3. Current (Institutional Only) | 0 | 0 | 0 | 0 | 0 | 0 | 0 | 0 |
| 4. Total Inception-to-Date (Institutional Only) | 0 | 0 | 0 | 0 | | | | 0 |
| 5. Current (Non-Institutional Only) | 262 | 63 | 1995 | 0 | 86 | 435 | 9 | 0 |
| 6. Total Inception-to-Date (Non-Institutional Only) | 14,520 | 2,066 | 0 | 0 | | | | 0 |
| 7. Current (Grand Total) | 31,036 | 52,048 | 0 | 0 | 0 | 13,053 | 1,084 | 0 |
| 8. Total Inception-to-Date (Grand Total) | 1,722,121 | 1,706,160 | 0 | 0 | | | | 0 |
| Primarily 2003 to 2010 Issue Years | | | | | | | | |
| 9. Current (Comprehensive) | 8,412 | 4,639 | 2009 | 0 | 78 | 3,951 | 294 | 0 |
| 10. Total Inception-to-Date (Comprehensive) | 466,783 | 0 | 0 | 0 | | | | 0 |
| 11. Current (Institutional Only) | 0 | 0 | 0 | 0 | 0 | 0 | 0 | 0 |
| 12. Total Inception-to-Date (Institutional Only) | 0 | 0 | 0 | 0 | | | | 0 |
| 13. Current (Non-Institutional Only) | 0 | 0 | 0 | 0 | 0 | 0 | 0 | 0 |
| 14. Total Inception-to-Date (Non-Institutional Only) | 0 | 0 | 0 | 0 | | | | 0 |
| 15. Current (Grand Total) | 8,412 | 4,639 | 0 | 0 | 0 | 3,951 | 294 | 0 |
| 16. Total Inception-to-Date (Grand Total) | 466,783 | 0 | 0 | 0 | | | | 0 |
| Primarily 2011 and Later Issue Years | | | | | | | | |
| 17. Current (Comprehensive) | 0 | 0 | 0 | 0 | 0 | 0 | 0 | 0 |
| 18. Total Inception-to-Date (Comprehensive) | 0 | 0 | 0 | 0 | | | | 0 |
| 19. Current (Institutional Only) | 0 | 0 | 0 | 0 | 0 | 0 | 0 | 0 |
| 20. Total Inception-to-Date (Institutional Only) | 0 | 0 | 0 | 0 | | | | 0 |
| 21. Current (Non-Institutional Only) | 0 | 0 | 0 | 0 | 0 | 0 | 0 | 0 |
| 22. Total Inception-to-Date (Non-Institutional Only) | 0 | 0 | 0 | 0 | | | | 0 |
| 23. Current (Grand Total) | 0 | 0 | 0 | 0 | 0 | 0 | 0 | 0 |
| 24. Total Inception-to-Date (Grand Total) | 0 | 0 | 0 | 0 | | | | 0 |

CAUTION: The information contained on this page is unaudited and not a complete analysis nor is it an expression of opinion on any insurer. This page may contain inadvertent errors.

2021 LONG-TERM CARE INSURANCE EXPERIENCE REPORTING FORM 2
By COMPANY NAME

| Row Description | Premiums Earned | Incurred Claims | Cal Year of Peak Issues | PCT Male Lives Insured | Average Attained Age | NBR of Lives In-Force End of Year | NBR of Terminations | NBR of New Lives Insured |
|---|-----------------|----------------------------|-------------------------|------------------------|----------------------|-----------------------------------|---------------------|--------------------------|
| Company Name: Southern Farm Bureau Life Ins Co | | Company Code: 68896 | | | | | | |
| Primarily 2002 and Prior Issue Years | | | | | | | | |
| 1. Current (Comprehensive) | 6,523 | 13,164 | 2000 | 40 | 76 | 4,410 | 225 | 0 |
| 2. Total Inception-to-Date (Comprehensive) | 178,740 | 110,710 | 1999 | 42 | | | | 8,799 |
| 3. Current (Institutional Only) | 1,319 | 5,636 | 2000 | 40 | 80 | 1,679 | 112 | 0 |
| 4. Total Inception-to-Date (Institutional Only) | 56,872 | 56,863 | 1999 | 42 | | | | 3,952 |
| 5. Current (Non-Institutional Only) | 0 | 0 | 0 | 0 | 0 | 0 | 0 | 0 |
| 6. Total Inception-to-Date (Non-Institutional Only) | 0 | 0 | 0 | 0 | | | | 0 |
| 7. Current (Grand Total) | 7,842 | 18,800 | 2000 | 40 | 77 | 6,089 | 337 | 0 |
| 8. Total Inception-to-Date (Grand Total) | 235,612 | 167,573 | 1999 | 42 | | | | 12,751 |
| Primarily 2003 to 2010 Issue Years | | | | | | | | |
| 9. Current (Comprehensive) | 13,402 | 14,049 | 2004 | 40 | 76 | 6,889 | 229 | 0 |
| 10. Total Inception-to-Date (Comprehensive) | 246,347 | 119,534 | 2004 | 43 | | | | 12,569 |
| 11. Current (Institutional Only) | 0 | 0 | 0 | 0 | 0 | 0 | 0 | 0 |
| 12. Total Inception-to-Date (Institutional Only) | 0 | 0 | 0 | 0 | | | | 0 |
| 13. Current (Non-Institutional Only) | 0 | 0 | 0 | 0 | 0 | 0 | 0 | 0 |
| 14. Total Inception-to-Date (Non-Institutional Only) | 0 | 0 | 0 | 0 | | | | 0 |
| 15. Current (Grand Total) | 13,402 | 14,049 | 2004 | 40 | 76 | 6,889 | 229 | 0 |
| 16. Total Inception-to-Date (Grand Total) | 246,347 | 119,534 | 2004 | 43 | | | | 12,569 |
| Primarily 2011 and Later Issue Years | | | | | | | | |
| 17. Current (Comprehensive) | 0 | 0 | 0 | 0 | 0 | 0 | 0 | 0 |
| 18. Total Inception-to-Date (Comprehensive) | 0 | 0 | 0 | 0 | | | | 0 |
| 19. Current (Institutional Only) | 0 | 0 | 0 | 0 | 0 | 0 | 0 | 0 |
| 20. Total Inception-to-Date (Institutional Only) | 0 | 0 | 0 | 0 | | | | 0 |
| 21. Current (Non-Institutional Only) | 0 | 0 | 0 | 0 | 0 | 0 | 0 | 0 |
| 22. Total Inception-to-Date (Non-Institutional Only) | 0 | 0 | 0 | 0 | | | | 0 |
| 23. Current (Grand Total) | 0 | 0 | 0 | 0 | 0 | 0 | 0 | 0 |
| 24. Total Inception-to-Date (Grand Total) | 0 | 0 | 0 | 0 | | | | 0 |

CAUTION: The information contained on this page is unaudited and not a complete analysis nor is it an expression of opinion on any insurer. This page may contain inadvertent errors.

2021 LONG-TERM CARE INSURANCE EXPERIENCE REPORTING FORM 2
By COMPANY NAME

| Row Description | Premiums Earned | Incurred Claims | Cal Year of Peak Issues | PCT Male Lives Insured | Average Attained Age | NBR of Lives In-Force End of Year | NBR of Terminations | NBR of New Lives Insured |
|--|-----------------|----------------------------|-------------------------|------------------------|----------------------|-----------------------------------|---------------------|--------------------------|
| Company Name: Southern Guar Ins Co | | Company Code: 19178 | | | | | | |
| Primarily 2002 and Prior Issue Years | | | | | | | | |
| 1. Current (Comprehensive) | 0 | 0 | 0 | 0 | 0 | 0 | 0 | 0 |
| 2. Total Inception-to-Date (Comprehensive) | 0 | 0 | 0 | 0 | | | | 0 |
| 3. Current (Institutional Only) | 0 | 0 | 0 | 0 | 0 | 0 | 0 | 0 |
| 4. Total Inception-to-Date (Institutional Only) | 0 | 0 | 0 | 0 | | | | 0 |
| 5. Current (Non-Institutional Only) | 0 | 0 | 0 | 0 | 0 | 0 | 0 | 0 |
| 6. Total Inception-to-Date (Non-Institutional Only) | 0 | 0 | 0 | 0 | | | | 0 |
| 7. Current (Grand Total) | 0 | 0 | 0 | 0 | 0 | 0 | 0 | 0 |
| 8. Total Inception-to-Date (Grand Total) | 0 | 0 | 0 | 0 | | | | 0 |
| Primarily 2003 to 2010 Issue Years | | | | | | | | |
| 9. Current (Comprehensive) | 0 | 0 | 0 | 0 | 0 | 0 | 0 | 0 |
| 10. Total Inception-to-Date (Comprehensive) | 0 | 0 | 0 | 0 | | | | 0 |
| 11. Current (Institutional Only) | 0 | 0 | 0 | 0 | 0 | 0 | 0 | 0 |
| 12. Total Inception-to-Date (Institutional Only) | 0 | 0 | 0 | 0 | | | | 0 |
| 13. Current (Non-Institutional Only) | 0 | 0 | 0 | 0 | 0 | 0 | 0 | 0 |
| 14. Total Inception-to-Date (Non-Institutional Only) | 0 | 0 | 0 | 0 | | | | 0 |
| 15. Current (Grand Total) | 0 | 0 | 0 | 0 | 0 | 0 | 0 | 0 |
| 16. Total Inception-to-Date (Grand Total) | 0 | 0 | 0 | 0 | | | | 0 |
| Primarily 2011 and Later Issue Years | | | | | | | | |
| 17. Current (Comprehensive) | 0 | 0 | 0 | 0 | 0 | 0 | 0 | 0 |
| 18. Total Inception-to-Date (Comprehensive) | 0 | 0 | 0 | 0 | | | | 0 |
| 19. Current (Institutional Only) | 0 | 0 | 0 | 0 | 0 | 0 | 0 | 0 |
| 20. Total Inception-to-Date (Institutional Only) | 0 | 0 | 0 | 0 | | | | 0 |
| 21. Current (Non-Institutional Only) | 0 | 0 | 0 | 0 | 0 | 0 | 0 | 0 |
| 22. Total Inception-to-Date (Non-Institutional Only) | 0 | 0 | 0 | 0 | | | | 0 |
| 23. Current (Grand Total) | 0 | 0 | 0 | 0 | 0 | 0 | 0 | 0 |
| 24. Total Inception-to-Date (Grand Total) | 0 | 0 | 0 | 0 | | | | 0 |

CAUTION: The information contained on this page is unaudited and not a complete analysis nor is it an expression of opinion on any insurer. This page may contain inadvertent errors.

2021 LONG-TERM CARE INSURANCE EXPERIENCE REPORTING FORM 2
By COMPANY NAME

| Row Description | Premiums Earned | Incurred Claims | Cal Year of Peak Issues | PCT Male Lives Insured | Average Attained Age | NBR of Lives In-Force End of Year | NBR of Terminations | NBR of New Lives Insured |
|--|-----------------|----------------------------|-------------------------|------------------------|----------------------|-----------------------------------|---------------------|--------------------------|
| Company Name: Standard Life & Accident Ins Co | | Company Code: 86355 | | | | | | |
| Primarily 2002 and Prior Issue Years | | | | | | | | |
| 1. Current (Comprehensive) | 496 | 1,280 | 2001 | 0 | 82 | 344 | 30 | 0 |
| 2. Total Inception-to-Date (Comprehensive) | 53,854 | 46,333 | 2001 | 0 | | | | 3,625 |
| 3. Current (Institutional Only) | 382 | 1,001 | 1997 | 0 | 88 | 263 | 41 | 0 |
| 4. Total Inception-to-Date (Institutional Only) | 50,327 | 51,340 | 1997 | 0 | | | | 3,495 |
| 5. Current (Non-Institutional Only) | 0 | 0 | 0 | 0 | 0 | 0 | 0 | 0 |
| 6. Total Inception-to-Date (Non-Institutional Only) | 0 | 0 | 0 | 0 | | | | 0 |
| 7. Current (Grand Total) | 878 | 2,281 | 2001 | 0 | 85 | 607 | 71 | 0 |
| 8. Total Inception-to-Date (Grand Total) | 104,181 | 97,673 | 1997 | 0 | | | | 7,120 |
| Primarily 2003 to 2010 Issue Years | | | | | | | | |
| 9. Current (Comprehensive) | 0 | 0 | 0 | 0 | 0 | 0 | 0 | 0 |
| 10. Total Inception-to-Date (Comprehensive) | 0 | 0 | 0 | 0 | | | | 0 |
| 11. Current (Institutional Only) | 0 | 0 | 0 | 0 | 0 | 0 | 0 | 0 |
| 12. Total Inception-to-Date (Institutional Only) | 0 | 0 | 0 | 0 | | | | 0 |
| 13. Current (Non-Institutional Only) | 0 | 0 | 0 | 0 | 0 | 0 | 0 | 0 |
| 14. Total Inception-to-Date (Non-Institutional Only) | 0 | 0 | 0 | 0 | | | | 0 |
| 15. Current (Grand Total) | 0 | 0 | 0 | 0 | 0 | 0 | 0 | 0 |
| 16. Total Inception-to-Date (Grand Total) | 0 | 0 | 0 | 0 | | | | 0 |
| Primarily 2011 and Later Issue Years | | | | | | | | |
| 17. Current (Comprehensive) | 0 | 0 | 0 | 0 | 0 | 0 | 0 | 0 |
| 18. Total Inception-to-Date (Comprehensive) | 0 | 0 | 0 | 0 | | | | 0 |
| 19. Current (Institutional Only) | 0 | 0 | 0 | 0 | 0 | 0 | 0 | 0 |
| 20. Total Inception-to-Date (Institutional Only) | 0 | 0 | 0 | 0 | | | | 0 |
| 21. Current (Non-Institutional Only) | 0 | 0 | 0 | 0 | 0 | 0 | 0 | 0 |
| 22. Total Inception-to-Date (Non-Institutional Only) | 0 | 0 | 0 | 0 | | | | 0 |
| 23. Current (Grand Total) | 0 | 0 | 0 | 0 | 0 | 0 | 0 | 0 |
| 24. Total Inception-to-Date (Grand Total) | 0 | 0 | 0 | 0 | | | | 0 |

CAUTION: The information contained on this page is unaudited and not a complete analysis nor is it an expression of opinion on any insurer. This page may contain inadvertent errors.

2021 LONG-TERM CARE INSURANCE EXPERIENCE REPORTING FORM 2
By COMPANY NAME

| Row Description | Premiums Earned | Incurred Claims | Cal Year of Peak Issues | PCT Male Lives Insured | Average Attained Age | NBR of Lives In-Force End of Year | NBR of Terminations | NBR of New Lives Insured |
|--|-----------------|----------------------------|-------------------------|------------------------|----------------------|-----------------------------------|---------------------|--------------------------|
| Company Name: State Farm Life Ins Co | | Company Code: 69108 | | | | | | |
| Primarily 2002 and Prior Issue Years | | | | | | | | |
| 1. Current (Comprehensive) | 0 | 0 | 0 | 0 | 0 | 0 | 0 | 0 |
| 2. Total Inception-to-Date (Comprehensive) | 0 | 0 | 0 | 0 | | | | 0 |
| 3. Current (Institutional Only) | 0 | 0 | 0 | 0 | 0 | 0 | 0 | 0 |
| 4. Total Inception-to-Date (Institutional Only) | 0 | 0 | 0 | 0 | | | | 0 |
| 5. Current (Non-Institutional Only) | 0 | 0 | 0 | 0 | 0 | 0 | 0 | 0 |
| 6. Total Inception-to-Date (Non-Institutional Only) | 0 | 0 | 0 | 0 | | | | 0 |
| 7. Current (Grand Total) | 0 | 0 | 0 | 0 | 0 | 0 | 0 | 0 |
| 8. Total Inception-to-Date (Grand Total) | 0 | 0 | 0 | 0 | | | | 0 |
| Primarily 2003 to 2010 Issue Years | | | | | | | | |
| 9. Current (Comprehensive) | 0 | 0 | 0 | 0 | 0 | 0 | 0 | 0 |
| 10. Total Inception-to-Date (Comprehensive) | 0 | 0 | 0 | 0 | | | | 0 |
| 11. Current (Institutional Only) | 0 | 0 | 0 | 0 | 0 | 0 | 0 | 0 |
| 12. Total Inception-to-Date (Institutional Only) | 0 | 0 | 0 | 0 | | | | 0 |
| 13. Current (Non-Institutional Only) | 0 | 0 | 0 | 0 | 0 | 0 | 0 | 0 |
| 14. Total Inception-to-Date (Non-Institutional Only) | 0 | 0 | 0 | 0 | | | | 0 |
| 15. Current (Grand Total) | 0 | 0 | 0 | 0 | 0 | 0 | 0 | 0 |
| 16. Total Inception-to-Date (Grand Total) | 0 | 0 | 0 | 0 | | | | 0 |
| Primarily 2011 and Later Issue Years | | | | | | | | |
| 17. Current (Comprehensive) | 0 | 0 | 0 | 0 | 0 | 0 | 0 | 0 |
| 18. Total Inception-to-Date (Comprehensive) | 0 | 0 | 0 | 0 | | | | 0 |
| 19. Current (Institutional Only) | 0 | 0 | 0 | 0 | 0 | 0 | 0 | 0 |
| 20. Total Inception-to-Date (Institutional Only) | 0 | 0 | 0 | 0 | | | | 0 |
| 21. Current (Non-Institutional Only) | 0 | 0 | 0 | 0 | 0 | 0 | 0 | 0 |
| 22. Total Inception-to-Date (Non-Institutional Only) | 0 | 0 | 0 | 0 | | | | 0 |
| 23. Current (Grand Total) | 0 | 0 | 0 | 0 | 0 | 0 | 0 | 0 |
| 24. Total Inception-to-Date (Grand Total) | 0 | 0 | 0 | 0 | | | | 0 |

CAUTION: The information contained on this page is unaudited and not a complete analysis nor is it an expression of opinion on any insurer. This page may contain inadvertent errors.

2021 LONG-TERM CARE INSURANCE EXPERIENCE REPORTING FORM 2
By COMPANY NAME

| Row Description | Premiums Earned | Incurred Claims | Cal Year of Peak Issues | PCT Male Lives Insured | Average Attained Age | NBR of Lives In-Force End of Year | NBR of Terminations | NBR of New Lives Insured |
|--|-----------------|----------------------------|-------------------------|------------------------|----------------------|-----------------------------------|---------------------|--------------------------|
| Company Name: State Farm Mut Auto Ins Co | | Company Code: 25178 | | | | | | |
| Primarily 2002 and Prior Issue Years | | | | | | | | |
| 1. Current (Comprehensive) | 95,797 | 155,468 | 2002 | 41 | 74 | 50,027 | 1,853 | 0 |
| 2. Total Inception-to-Date (Comprehensive) | 1,892,472 | 1,369,538 | 2002 | 43 | | | | 96,009 |
| 3. Current (Institutional Only) | 0 | 0 | 0 | 0 | 0 | 0 | 0 | 0 |
| 4. Total Inception-to-Date (Institutional Only) | 0 | 0 | 0 | 0 | | | | 0 |
| 5. Current (Non-Institutional Only) | 0 | 0 | 0 | 0 | 0 | 0 | 0 | 0 |
| 6. Total Inception-to-Date (Non-Institutional Only) | 0 | 0 | 0 | 0 | | | | 0 |
| 7. Current (Grand Total) | 95,797 | 155,468 | 2002 | 41 | 74 | 50,027 | 1,853 | 0 |
| 8. Total Inception-to-Date (Grand Total) | 1,892,472 | 1,369,538 | 2002 | 43 | | | | 96,009 |
| Primarily 2003 to 2010 Issue Years | | | | | | | | |
| 9. Current (Comprehensive) | 96,384 | 53,556 | 2003 | 42 | 70 | 44,620 | 916 | 0 |
| 10. Total Inception-to-Date (Comprehensive) | 1,458,200 | 378,622 | 2003 | 43 | | | | 70,312 |
| 11. Current (Institutional Only) | 0 | 0 | 0 | 0 | 0 | 0 | 0 | 0 |
| 12. Total Inception-to-Date (Institutional Only) | 0 | 0 | 0 | 0 | | | | 0 |
| 13. Current (Non-Institutional Only) | 0 | 0 | 0 | 0 | 0 | 0 | 0 | 0 |
| 14. Total Inception-to-Date (Non-Institutional Only) | 0 | 0 | 0 | 0 | | | | 0 |
| 15. Current (Grand Total) | 96,384 | 53,556 | 2003 | 42 | 70 | 44,620 | 916 | 0 |
| 16. Total Inception-to-Date (Grand Total) | 1,458,200 | 378,622 | 2003 | 43 | | | | 70,312 |
| Primarily 2011 and Later Issue Years | | | | | | | | |
| 17. Current (Comprehensive) | 41,306 | 7,304 | 2011 | 43 | 65 | 18,215 | 284 | 24,101 |
| 18. Total Inception-to-Date (Comprehensive) | 373,084 | 34,232 | 2011 | 43 | | | | 0 |
| 19. Current (Institutional Only) | 0 | 0 | 0 | 0 | 0 | 0 | 0 | 0 |
| 20. Total Inception-to-Date (Institutional Only) | 0 | 0 | 0 | 0 | | | | 0 |
| 21. Current (Non-Institutional Only) | 0 | 0 | 0 | 0 | 0 | 0 | 0 | 0 |
| 22. Total Inception-to-Date (Non-Institutional Only) | 0 | 0 | 0 | 0 | | | | 0 |
| 23. Current (Grand Total) | 41,306 | 7,304 | 2011 | 43 | 65 | 18,215 | 284 | 24,101 |
| 24. Total Inception-to-Date (Grand Total) | 373,084 | 34,232 | 2011 | 43 | | | | 0 |

CAUTION: The information contained on this page is unaudited and not a complete analysis nor is it an expression of opinion on any insurer. This page may contain inadvertent errors.

2021 LONG-TERM CARE INSURANCE EXPERIENCE REPORTING FORM 2
By COMPANY NAME

| Row Description | Premiums Earned | Incurred Claims | Cal Year of Peak Issues | PCT Male Lives Insured | Average Attained Age | NBR of Lives In-Force End of Year | NBR of Terminations | NBR of New Lives Insured |
|--|-----------------|----------------------------|-------------------------|------------------------|----------------------|-----------------------------------|---------------------|--------------------------|
| Company Name: State Life Ins Co | | Company Code: 69116 | | | | | | |
| Primarily 2002 and Prior Issue Years | | | | | | | | |
| 1. Current (Comprehensive) | 20,181 | 42,921 | 2003 | 43 | 74 | 15,361 | 223 | 0 |
| 2. Total Inception-to-Date (Comprehensive) | 566,773 | 244,729 | 2003 | 44 | | | | 20,866 |
| 3. Current (Institutional Only) | 0 | 0 | 0 | 0 | 0 | 0 | 0 | 0 |
| 4. Total Inception-to-Date (Institutional Only) | 0 | 0 | 0 | 0 | | | | 0 |
| 5. Current (Non-Institutional Only) | 0 | 0 | 0 | 0 | 0 | 0 | 0 | 0 |
| 6. Total Inception-to-Date (Non-Institutional Only) | 0 | 0 | 0 | 0 | | | | 0 |
| 7. Current (Grand Total) | 20,181 | 42,921 | 2003 | 43 | 74 | 15,361 | 223 | 0 |
| 8. Total Inception-to-Date (Grand Total) | 566,773 | 244,729 | 2003 | 44 | | | | 20,866 |
| Primarily 2003 to 2010 Issue Years | | | | | | | | |
| 9. Current (Comprehensive) | 0 | 0 | 0 | 0 | 0 | 0 | 0 | 0 |
| 10. Total Inception-to-Date (Comprehensive) | 0 | 0 | 0 | 0 | | | | 0 |
| 11. Current (Institutional Only) | 0 | 0 | 0 | 0 | 0 | 0 | 0 | 0 |
| 12. Total Inception-to-Date (Institutional Only) | 0 | 0 | 0 | 0 | | | | 0 |
| 13. Current (Non-Institutional Only) | 0 | 0 | 0 | 0 | 0 | 0 | 0 | 0 |
| 14. Total Inception-to-Date (Non-Institutional Only) | 0 | 0 | 0 | 0 | | | | 0 |
| 15. Current (Grand Total) | 0 | 0 | 0 | 0 | 0 | 0 | 0 | 0 |
| 16. Total Inception-to-Date (Grand Total) | 0 | 0 | 0 | 0 | | | | 0 |
| Primarily 2011 and Later Issue Years | | | | | | | | |
| 17. Current (Comprehensive) | 0 | 0 | 0 | 0 | 0 | 0 | 0 | 0 |
| 18. Total Inception-to-Date (Comprehensive) | 0 | 0 | 0 | 0 | | | | 0 |
| 19. Current (Institutional Only) | 0 | 0 | 0 | 0 | 0 | 0 | 0 | 0 |
| 20. Total Inception-to-Date (Institutional Only) | 0 | 0 | 0 | 0 | | | | 0 |
| 21. Current (Non-Institutional Only) | 0 | 0 | 0 | 0 | 0 | 0 | 0 | 0 |
| 22. Total Inception-to-Date (Non-Institutional Only) | 0 | 0 | 0 | 0 | | | | 0 |
| 23. Current (Grand Total) | 0 | 0 | 0 | 0 | 0 | 0 | 0 | 0 |
| 24. Total Inception-to-Date (Grand Total) | 0 | 0 | 0 | 0 | | | | 0 |

CAUTION: The information contained on this page is unaudited and not a complete analysis nor is it an expression of opinion on any insurer.
This page may contain inadvertent errors.

2021 LONG-TERM CARE INSURANCE EXPERIENCE REPORTING FORM 2
By COMPANY NAME

| Row Description | Premiums Earned | Incurred Claims | Cal Year of Peak Issues | PCT Male Lives Insured | Average Attained Age | NBR of Lives In-Force End of Year | NBR of Terminations | NBR of New Lives Insured |
|--|-----------------|----------------------------|-------------------------|------------------------|----------------------|-----------------------------------|---------------------|--------------------------|
| Company Name: State Mut Ins Co | | Company Code: 69132 | | | | | | |
| Primarily 2002 and Prior Issue Years | | | | | | | | |
| 1. Current (Comprehensive) | 40 | 65 | 1994 | 15 | 87 | 46 | 7 | 0 |
| 2. Total Inception-to-Date (Comprehensive) | 11,578 | 0 | 1994 | 31 | | | | 1,046 |
| 3. Current (Institutional Only) | 0 | 0 | 0 | 0 | 0 | 0 | 0 | 0 |
| 4. Total Inception-to-Date (Institutional Only) | 0 | 0 | 0 | 0 | | | | 0 |
| 5. Current (Non-Institutional Only) | 0 | 0 | 0 | 0 | 0 | 0 | 0 | 0 |
| 6. Total Inception-to-Date (Non-Institutional Only) | 0 | 0 | 0 | 0 | | | | 0 |
| 7. Current (Grand Total) | 40 | 65 | 1994 | 15 | 87 | 46 | 7 | 0 |
| 8. Total Inception-to-Date (Grand Total) | 11,578 | 0 | 1994 | 31 | | | | 1,046 |
| Primarily 2003 to 2010 Issue Years | | | | | | | | |
| 9. Current (Comprehensive) | 0 | 0 | 0 | 0 | 0 | 0 | 0 | 0 |
| 10. Total Inception-to-Date (Comprehensive) | 0 | 0 | 0 | 0 | | | | 0 |
| 11. Current (Institutional Only) | 0 | 0 | 0 | 0 | 0 | 0 | 0 | 0 |
| 12. Total Inception-to-Date (Institutional Only) | 0 | 0 | 0 | 0 | | | | 0 |
| 13. Current (Non-Institutional Only) | 0 | 0 | 0 | 0 | 0 | 0 | 0 | 0 |
| 14. Total Inception-to-Date (Non-Institutional Only) | 0 | 0 | 0 | 0 | | | | 0 |
| 15. Current (Grand Total) | 0 | 0 | 0 | 0 | 0 | 0 | 0 | 0 |
| 16. Total Inception-to-Date (Grand Total) | 0 | 0 | 0 | 0 | | | | 0 |
| Primarily 2011 and Later Issue Years | | | | | | | | |
| 17. Current (Comprehensive) | 0 | 0 | 0 | 0 | 0 | 0 | 0 | 0 |
| 18. Total Inception-to-Date (Comprehensive) | 0 | 0 | 0 | 0 | | | | 0 |
| 19. Current (Institutional Only) | 0 | 0 | 0 | 0 | 0 | 0 | 0 | 0 |
| 20. Total Inception-to-Date (Institutional Only) | 0 | 0 | 0 | 0 | | | | 0 |
| 21. Current (Non-Institutional Only) | 0 | 0 | 0 | 0 | 0 | 0 | 0 | 0 |
| 22. Total Inception-to-Date (Non-Institutional Only) | 0 | 0 | 0 | 0 | | | | 0 |
| 23. Current (Grand Total) | 0 | 0 | 0 | 0 | 0 | 0 | 0 | 0 |
| 24. Total Inception-to-Date (Grand Total) | 0 | 0 | 0 | 0 | | | | 0 |

CAUTION: The information contained on this page is unaudited and not a complete analysis nor is it an expression of opinion on any insurer. This page may contain inadvertent errors.

2021 LONG-TERM CARE INSURANCE EXPERIENCE REPORTING FORM 2
By COMPANY NAME

| Row Description | Premiums Earned | Incurred Claims | Cal Year of Peak Issues | PCT Male Lives Insured | Average Attained Age | NBR of Lives In-Force End of Year | NBR of Terminations | NBR of New Lives Insured |
|--|-----------------|----------------------------|-------------------------|------------------------|----------------------|-----------------------------------|---------------------|--------------------------|
| Company Name: Sterling Cas Ins Co | | Company Code: 12878 | | | | | | |
| Primarily 2002 and Prior Issue Years | | | | | | | | |
| 1. Current (Comprehensive) | 0 | 0 | 0 | 0 | 0 | 0 | 0 | 0 |
| 2. Total Inception-to-Date (Comprehensive) | 0 | 0 | 0 | 0 | | | | 0 |
| 3. Current (Institutional Only) | 0 | 0 | 0 | 0 | 0 | 0 | 0 | 0 |
| 4. Total Inception-to-Date (Institutional Only) | 0 | 0 | 0 | 0 | | | | 0 |
| 5. Current (Non-Institutional Only) | 0 | 0 | 0 | 0 | 0 | 0 | 0 | 0 |
| 6. Total Inception-to-Date (Non-Institutional Only) | 0 | 0 | 0 | 0 | | | | 0 |
| 7. Current (Grand Total) | 0 | 0 | 0 | 0 | 0 | 0 | 0 | 0 |
| 8. Total Inception-to-Date (Grand Total) | 0 | 0 | 0 | 0 | | | | 0 |
| Primarily 2003 to 2010 Issue Years | | | | | | | | |
| 9. Current (Comprehensive) | 0 | 0 | 0 | 0 | 0 | 0 | 0 | 0 |
| 10. Total Inception-to-Date (Comprehensive) | 0 | 0 | 0 | 0 | | | | 0 |
| 11. Current (Institutional Only) | 0 | 0 | 0 | 0 | 0 | 0 | 0 | 0 |
| 12. Total Inception-to-Date (Institutional Only) | 0 | 0 | 0 | 0 | | | | 0 |
| 13. Current (Non-Institutional Only) | 0 | 0 | 0 | 0 | 0 | 0 | 0 | 0 |
| 14. Total Inception-to-Date (Non-Institutional Only) | 0 | 0 | 0 | 0 | | | | 0 |
| 15. Current (Grand Total) | 0 | 0 | 0 | 0 | 0 | 0 | 0 | 0 |
| 16. Total Inception-to-Date (Grand Total) | 0 | 0 | 0 | 0 | | | | 0 |
| Primarily 2011 and Later Issue Years | | | | | | | | |
| 17. Current (Comprehensive) | 0 | 0 | 0 | 0 | 0 | 0 | 0 | 0 |
| 18. Total Inception-to-Date (Comprehensive) | 0 | 0 | 0 | 0 | | | | 0 |
| 19. Current (Institutional Only) | 0 | 0 | 0 | 0 | 0 | 0 | 0 | 0 |
| 20. Total Inception-to-Date (Institutional Only) | 0 | 0 | 0 | 0 | | | | 0 |
| 21. Current (Non-Institutional Only) | 0 | 0 | 0 | 0 | 0 | 0 | 0 | 0 |
| 22. Total Inception-to-Date (Non-Institutional Only) | 0 | 0 | 0 | 0 | | | | 0 |
| 23. Current (Grand Total) | 0 | 0 | 0 | 0 | 0 | 0 | 0 | 0 |
| 24. Total Inception-to-Date (Grand Total) | 0 | 0 | 0 | 0 | | | | 0 |

CAUTION: The information contained on this page is unaudited and not a complete analysis nor is it an expression of opinion on any insurer. This page may contain inadvertent errors.

2021 LONG-TERM CARE INSURANCE EXPERIENCE REPORTING FORM 2
By COMPANY NAME

| Row Description | Premiums Earned | Incurred Claims | Cal Year of Peak Issues | PCT Male Lives Insured | Average Attained Age | NBR of Lives In-Force End of Year | NBR of Terminations | NBR of New Lives Insured |
|--|-----------------|----------------------------|-------------------------|------------------------|----------------------|-----------------------------------|---------------------|--------------------------|
| Company Name: Sterling Life Ins Co | | Company Code: 77399 | | | | | | |
| Primarily 2002 and Prior Issue Years | | | | | | | | |
| 1. Current (Comprehensive) | 0 | 0 | 0 | 0 | 0 | 0 | 0 | 0 |
| 2. Total Inception-to-Date (Comprehensive) | 0 | 0 | 0 | 0 | | | | 0 |
| 3. Current (Institutional Only) | 0 | 0 | 0 | 0 | 0 | 0 | 0 | 0 |
| 4. Total Inception-to-Date (Institutional Only) | 0 | 0 | 0 | 0 | | | | 0 |
| 5. Current (Non-Institutional Only) | 0 | 0 | 0 | 0 | 0 | 0 | 0 | 0 |
| 6. Total Inception-to-Date (Non-Institutional Only) | 0 | 0 | 0 | 0 | | | | 0 |
| 7. Current (Grand Total) | 0 | 0 | 0 | 0 | 0 | 0 | 0 | 0 |
| 8. Total Inception-to-Date (Grand Total) | 0 | 0 | 0 | 0 | | | | 0 |
| Primarily 2003 to 2010 Issue Years | | | | | | | | |
| 9. Current (Comprehensive) | 0 | 0 | 0 | 0 | 0 | 0 | 0 | 0 |
| 10. Total Inception-to-Date (Comprehensive) | 0 | 0 | 0 | 0 | | | | 0 |
| 11. Current (Institutional Only) | 97 | 31 | 2008 | 0 | 73 | 56 | 0 | 0 |
| 12. Total Inception-to-Date (Institutional Only) | 1,345 | 62 | 0 | 0 | | | | 0 |
| 13. Current (Non-Institutional Only) | 0 | 0 | 0 | 0 | 0 | 0 | 0 | 0 |
| 14. Total Inception-to-Date (Non-Institutional Only) | 0 | 0 | 0 | 0 | | | | 0 |
| 15. Current (Grand Total) | 97 | 31 | 0 | 0 | 0 | 56 | 0 | 0 |
| 16. Total Inception-to-Date (Grand Total) | 1,345 | 62 | 0 | 0 | | | | 0 |
| Primarily 2011 and Later Issue Years | | | | | | | | |
| 17. Current (Comprehensive) | 0 | 0 | 0 | 0 | 0 | 0 | 0 | 0 |
| 18. Total Inception-to-Date (Comprehensive) | 0 | 0 | 0 | 0 | | | | 0 |
| 19. Current (Institutional Only) | 0 | 0 | 0 | 0 | 0 | 0 | 0 | 0 |
| 20. Total Inception-to-Date (Institutional Only) | 0 | 0 | 0 | 0 | | | | 0 |
| 21. Current (Non-Institutional Only) | 0 | 0 | 0 | 0 | 0 | 0 | 0 | 0 |
| 22. Total Inception-to-Date (Non-Institutional Only) | 0 | 0 | 0 | 0 | | | | 0 |
| 23. Current (Grand Total) | 0 | 0 | 0 | 0 | 0 | 0 | 0 | 0 |
| 24. Total Inception-to-Date (Grand Total) | 0 | 0 | 0 | 0 | | | | 0 |

CAUTION: The information contained on this page is unaudited and not a complete analysis nor is it an expression of opinion on any insurer. This page may contain inadvertent errors.

2021 LONG-TERM CARE INSURANCE EXPERIENCE REPORTING FORM 2
By COMPANY NAME

| Row Description | Premiums Earned | Incurred Claims | Cal Year of Peak Issues | PCT Male Lives Insured | Average Attained Age | NBR of Lives In-Force End of Year | NBR of Terminations | NBR of New Lives Insured |
|--|-----------------|----------------------------|-------------------------|------------------------|----------------------|-----------------------------------|---------------------|--------------------------|
| Company Name: Talcott Resolution Life Ins Co | | Company Code: 88072 | | | | | | |
| Primarily 2002 and Prior Issue Years | | | | | | | | |
| 1. Current (Comprehensive) | 230 | 144 | 2000 | 42 | 80 | 254 | 11 | 0 |
| 2. Total Inception-to-Date (Comprehensive) | 8,359 | 20,759 | 2000 | 40 | | | | 434 |
| 3. Current (Institutional Only) | 0 | 0 | 0 | 0 | 0 | 0 | 0 | 0 |
| 4. Total Inception-to-Date (Institutional Only) | 0 | 3,081 | 0 | 0 | | | | 0 |
| 5. Current (Non-Institutional Only) | 0 | 0 | 0 | 0 | 0 | 0 | 0 | 0 |
| 6. Total Inception-to-Date (Non-Institutional Only) | 0 | 0 | 0 | 0 | | | | 0 |
| 7. Current (Grand Total) | 230 | 144 | 2000 | 42 | 80 | 254 | 11 | 0 |
| 8. Total Inception-to-Date (Grand Total) | 8,359 | 23,840 | 2000 | 40 | | | | 434 |
| Primarily 2003 to 2010 Issue Years | | | | | | | | |
| 9. Current (Comprehensive) | 16 | 104 | 2003 | 33 | 77 | 18 | 0 | 0 |
| 10. Total Inception-to-Date (Comprehensive) | 381 | 224 | 2003 | 32 | | | | 22 |
| 11. Current (Institutional Only) | 0 | 0 | 0 | 0 | 0 | 0 | 0 | 0 |
| 12. Total Inception-to-Date (Institutional Only) | 0 | 0 | 0 | 0 | | | | 0 |
| 13. Current (Non-Institutional Only) | 0 | 0 | 0 | 0 | 0 | 0 | 0 | 0 |
| 14. Total Inception-to-Date (Non-Institutional Only) | 0 | 0 | 0 | 0 | | | | 0 |
| 15. Current (Grand Total) | 16 | 104 | 2003 | 33 | 77 | 18 | 0 | 0 |
| 16. Total Inception-to-Date (Grand Total) | 381 | 224 | 2003 | 32 | | | | 22 |
| Primarily 2011 and Later Issue Years | | | | | | | | |
| 17. Current (Comprehensive) | 0 | 0 | 0 | 0 | 0 | 0 | 0 | 0 |
| 18. Total Inception-to-Date (Comprehensive) | 0 | 0 | 0 | 0 | | | | 0 |
| 19. Current (Institutional Only) | 0 | 0 | 0 | 0 | 0 | 0 | 0 | 0 |
| 20. Total Inception-to-Date (Institutional Only) | 0 | 0 | 0 | 0 | | | | 0 |
| 21. Current (Non-Institutional Only) | 0 | 0 | 0 | 0 | 0 | 0 | 0 | 0 |
| 22. Total Inception-to-Date (Non-Institutional Only) | 0 | 0 | 0 | 0 | | | | 0 |
| 23. Current (Grand Total) | 0 | 0 | 0 | 0 | 0 | 0 | 0 | 0 |
| 24. Total Inception-to-Date (Grand Total) | 0 | 0 | 0 | 0 | | | | 0 |

CAUTION: The information contained on this page is unaudited and not a complete analysis nor is it an expression of opinion on any insurer. This page may contain inadvertent errors.

2021 LONG-TERM CARE INSURANCE EXPERIENCE REPORTING FORM 2
By COMPANY NAME

| Row Description | Premiums Earned | Incurred Claims | Cal Year of Peak Issues | PCT Male Lives Insured | Average Attained Age | NBR of Lives In-Force End of Year | NBR of Terminations | NBR of New Lives Insured |
|---|-----------------|----------------------------|-------------------------|------------------------|----------------------|-----------------------------------|---------------------|--------------------------|
| Company Name: Teachers Ins & Ann Assoc Of Amer | | Company Code: 69345 | | | | | | |
| Primarily 2002 and Prior Issue Years | | | | | | | | |
| 1. Current (Comprehensive) | 11,435 | 31,541 | 2000 | 41 | 84 | 5,013 | 384 | 0 |
| 2. Total Inception-to-Date (Comprehensive) | 491,632 | 310,158 | 2000 | 48 | | | | 15,512 |
| 3. Current (Institutional Only) | 0 | 0 | 0 | 0 | 0 | 0 | 0 | 0 |
| 4. Total Inception-to-Date (Institutional Only) | 0 | 0 | 0 | 0 | | | | 0 |
| 5. Current (Non-Institutional Only) | 0 | 0 | 0 | 0 | 0 | 0 | 0 | 0 |
| 6. Total Inception-to-Date (Non-Institutional Only) | 0 | 0 | 0 | 0 | | | | 0 |
| 7. Current (Grand Total) | 11,435 | 31,541 | 2000 | 41 | 84 | 5,013 | 384 | 0 |
| 8. Total Inception-to-Date (Grand Total) | 491,632 | 310,158 | 2000 | 48 | | | | 15,512 |
| Primarily 2003 to 2010 Issue Years | | | | | | | | |
| 9. Current (Comprehensive) | 56 | 19 | 2003 | 35 | 80 | 20 | 2 | 0 |
| 10. Total Inception-to-Date (Comprehensive) | 1,250 | 226 | 2003 | 39 | | | | 33 |
| 11. Current (Institutional Only) | 0 | 0 | 0 | 0 | 0 | 0 | 0 | 0 |
| 12. Total Inception-to-Date (Institutional Only) | 0 | 0 | 0 | 0 | | | | 0 |
| 13. Current (Non-Institutional Only) | 0 | 0 | 0 | 0 | 0 | 0 | 0 | 0 |
| 14. Total Inception-to-Date (Non-Institutional Only) | 0 | 0 | 0 | 0 | | | | 0 |
| 15. Current (Grand Total) | 56 | 19 | 2003 | 35 | 80 | 20 | 2 | 0 |
| 16. Total Inception-to-Date (Grand Total) | 1,250 | 226 | 2003 | 39 | | | | 33 |
| Primarily 2011 and Later Issue Years | | | | | | | | |
| 17. Current (Comprehensive) | 0 | 0 | 0 | 0 | 0 | 0 | 0 | 0 |
| 18. Total Inception-to-Date (Comprehensive) | 0 | 0 | 0 | 0 | | | | 0 |
| 19. Current (Institutional Only) | 0 | 0 | 0 | 0 | 0 | 0 | 0 | 0 |
| 20. Total Inception-to-Date (Institutional Only) | 0 | 0 | 0 | 0 | | | | 0 |
| 21. Current (Non-Institutional Only) | 0 | 0 | 0 | 0 | 0 | 0 | 0 | 0 |
| 22. Total Inception-to-Date (Non-Institutional Only) | 0 | 0 | 0 | 0 | | | | 0 |
| 23. Current (Grand Total) | 0 | 0 | 0 | 0 | 0 | 0 | 0 | 0 |
| 24. Total Inception-to-Date (Grand Total) | 0 | 0 | 0 | 0 | | | | 0 |

CAUTION: The information contained on this page is unaudited and not a complete analysis nor is it an expression of opinion on any insurer. This page may contain inadvertent errors.

2021 LONG-TERM CARE INSURANCE EXPERIENCE REPORTING FORM 2
By COMPANY NAME

| Row Description | Premiums Earned | Incurred Claims | Cal Year of Peak Issues | PCT Male Lives Insured | Average Attained Age | NBR of Lives In-Force End of Year | NBR of Terminations | NBR of New Lives Insured |
|--|-----------------|----------------------------|-------------------------|------------------------|----------------------|-----------------------------------|---------------------|--------------------------|
| Company Name: The Cincinnati Life Ins Co | | Company Code: 76236 | | | | | | |
| Primarily 2002 and Prior Issue Years | | | | | | | | |
| 1. Current (Comprehensive) | 1,538 | 3,683 | 2001 | 41 | 77 | 784 | 58 | 0 |
| 2. Total Inception-to-Date (Comprehensive) | 40,728 | 24,057 | 2001 | 45 | | | | 1,389 |
| 3. Current (Institutional Only) | 0 | 0 | 0 | 0 | 0 | 0 | 0 | 0 |
| 4. Total Inception-to-Date (Institutional Only) | 0 | 0 | 0 | 0 | | | | 0 |
| 5. Current (Non-Institutional Only) | 0 | 0 | 0 | 0 | 0 | 0 | 0 | 0 |
| 6. Total Inception-to-Date (Non-Institutional Only) | 0 | 0 | 0 | 0 | | | | 0 |
| 7. Current (Grand Total) | 1,538 | 3,683 | 2001 | 42 | 77 | 784 | 58 | 0 |
| 8. Total Inception-to-Date (Grand Total) | 40,728 | 24,057 | 2001 | 45 | | | | 1,389 |
| Primarily 2003 to 2010 Issue Years | | | | | | | | |
| 9. Current (Comprehensive) | 492 | 1,340 | 2003 | 46 | 74 | 248 | 9 | 0 |
| 10. Total Inception-to-Date (Comprehensive) | 10,863 | 5,600 | 2003 | 45 | | | | 426 |
| 11. Current (Institutional Only) | 0 | 0 | 0 | 0 | 0 | 0 | 0 | 0 |
| 12. Total Inception-to-Date (Institutional Only) | 0 | 0 | 0 | 0 | | | | 0 |
| 13. Current (Non-Institutional Only) | 0 | 0 | 0 | 0 | 0 | 0 | 0 | 0 |
| 14. Total Inception-to-Date (Non-Institutional Only) | 0 | 0 | 0 | 0 | | | | 0 |
| 15. Current (Grand Total) | 492 | 1,340 | 2003 | 46 | 74 | 248 | 9 | 0 |
| 16. Total Inception-to-Date (Grand Total) | 10,863 | 5,600 | 2003 | 45 | | | | 426 |
| Primarily 2011 and Later Issue Years | | | | | | | | |
| 17. Current (Comprehensive) | 0 | 0 | 0 | 0 | 0 | 0 | 0 | 0 |
| 18. Total Inception-to-Date (Comprehensive) | 0 | 0 | 0 | 0 | | | | 0 |
| 19. Current (Institutional Only) | 0 | 0 | 0 | 0 | 0 | 0 | 0 | 0 |
| 20. Total Inception-to-Date (Institutional Only) | 0 | 0 | 0 | 0 | | | | 0 |
| 21. Current (Non-Institutional Only) | 0 | 0 | 0 | 0 | 0 | 0 | 0 | 0 |
| 22. Total Inception-to-Date (Non-Institutional Only) | 0 | 0 | 0 | 0 | | | | 0 |
| 23. Current (Grand Total) | 0 | 0 | 0 | 0 | 0 | 0 | 0 | 0 |
| 24. Total Inception-to-Date (Grand Total) | 0 | 0 | 0 | 0 | | | | 0 |

CAUTION: The information contained on this page is unaudited and not a complete analysis nor is it an expression of opinion on any insurer. This page may contain inadvertent errors.

2021 LONG-TERM CARE INSURANCE EXPERIENCE REPORTING FORM 2
By COMPANY NAME

| Row Description | Premiums Earned | Incurred Claims | Cal Year of Peak Issues | PCT Male Lives Insured | Average Attained Age | NBR of Lives In-Force End of Year | NBR of Terminations | NBR of New Lives Insured |
|---|-----------------|----------------------------|-------------------------|------------------------|----------------------|-----------------------------------|---------------------|--------------------------|
| Company Name: Thrivent Financial For Lutherans | | Company Code: 56014 | | | | | | |
| Primarily 2002 and Prior Issue Years | | | | | | | | |
| 1. Current (Comprehensive) | 74,185 | 174,874 | 2000 | 40 | 78 | 44,474 | 1,584 | 0 |
| 2. Total Inception-to-Date (Comprehensive) | 2,245,379 | 1,470,512 | 2000 | 42 | | | | 69,775 |
| 3. Current (Institutional Only) | 50,024 | 198,575 | 1996 | 37 | 82 | 39,184 | 3,040 | 0 |
| 4. Total Inception-to-Date (Institutional Only) | 2,268,718 | 2,472,714 | 1996 | 41 | | | | 87,270 |
| 5. Current (Non-Institutional Only) | 0 | 0 | 0 | 0 | 0 | 0 | 0 | 0 |
| 6. Total Inception-to-Date (Non-Institutional Only) | 0 | 0 | 0 | 0 | | | | 0 |
| 7. Current (Grand Total) | 124,209 | 373,449 | 2000 | 38 | 80 | 83,658 | 4,624 | 0 |
| 8. Total Inception-to-Date (Grand Total) | 4,514,097 | 3,943,226 | 2000 | 41 | | | | 157,045 |
| Primarily 2003 to 2010 Issue Years | | | | | | | | |
| 9. Current (Comprehensive) | 0 | 0 | 0 | 0 | 0 | 0 | 0 | 0 |
| 10. Total Inception-to-Date (Comprehensive) | 0 | 0 | 0 | 0 | | | | 0 |
| 11. Current (Institutional Only) | 0 | 0 | 0 | 0 | 0 | 0 | 0 | 0 |
| 12. Total Inception-to-Date (Institutional Only) | 0 | 0 | 0 | 0 | | | | 0 |
| 13. Current (Non-Institutional Only) | 0 | 0 | 0 | 0 | 0 | 0 | 0 | 0 |
| 14. Total Inception-to-Date (Non-Institutional Only) | 0 | 0 | 0 | 0 | | | | 0 |
| 15. Current (Grand Total) | 0 | 0 | 0 | 0 | 0 | 0 | 0 | 0 |
| 16. Total Inception-to-Date (Grand Total) | 0 | 0 | 0 | 0 | | | | 0 |
| Primarily 2011 and Later Issue Years | | | | | | | | |
| 17. Current (Comprehensive) | 84,420 | 4,530 | 2016 | 44 | 62 | 32,051 | 286 | 4,377 |
| 18. Total Inception-to-Date (Comprehensive) | 408,667 | 10,402 | 2016 | 44 | | | | 34,076 |
| 19. Current (Institutional Only) | 0 | 0 | 0 | 0 | 0 | 0 | 0 | 0 |
| 20. Total Inception-to-Date (Institutional Only) | 0 | 0 | 0 | 0 | | | | 0 |
| 21. Current (Non-Institutional Only) | 0 | 0 | 0 | 0 | 0 | 0 | 0 | 0 |
| 22. Total Inception-to-Date (Non-Institutional Only) | 0 | 0 | 0 | 0 | | | | 0 |
| 23. Current (Grand Total) | 84,420 | 4,530 | 2016 | 44 | 62 | 32,051 | 286 | 4,377 |
| 24. Total Inception-to-Date (Grand Total) | 408,667 | 10,402 | 2016 | 44 | | | | 34,076 |

CAUTION: The information contained on this page is unaudited and not a complete analysis nor is it an expression of opinion on any insurer. This page may contain inadvertent errors.

2021 LONG-TERM CARE INSURANCE EXPERIENCE REPORTING FORM 2
By COMPANY NAME

| Row Description | Premiums Earned | Incurred Claims | Cal Year of Peak Issues | PCT Male Lives Insured | Average Attained Age | NBR of Lives In-Force End of Year | NBR of Terminations | NBR of New Lives Insured |
|--|-----------------|----------------------------|-------------------------|------------------------|----------------------|-----------------------------------|---------------------|--------------------------|
| Company Name: TIAA Cref Life Ins Co | | Company Code: 60142 | | | | | | |
| Primarily 2002 and Prior Issue Years | | | | | | | | |
| 1. Current (Comprehensive) | 3,930 | 9,068 | 2002 | 41 | 81 | 1,492 | 91 | 0 |
| 2. Total Inception-to-Date (Comprehensive) | 96,507 | 55,562 | 2001 | 44 | | | | 2,744 |
| 3. Current (Institutional Only) | 0 | 0 | 0 | 0 | 0 | 0 | 0 | 0 |
| 4. Total Inception-to-Date (Institutional Only) | 0 | 0 | 0 | 0 | | | | 0 |
| 5. Current (Non-Institutional Only) | 0 | 0 | 0 | 0 | 0 | 0 | 0 | 0 |
| 6. Total Inception-to-Date (Non-Institutional Only) | 0 | 0 | 0 | 0 | | | | 0 |
| 7. Current (Grand Total) | 3,930 | 9,068 | 2002 | 41 | 81 | 1,492 | 91 | 0 |
| 8. Total Inception-to-Date (Grand Total) | 96,507 | 55,562 | 2001 | 44 | | | | 2,744 |
| Primarily 2003 to 2010 Issue Years | | | | | | | | |
| 9. Current (Comprehensive) | 2,977 | 4,577 | 2003 | 42 | 78 | 1,147 | 24 | 0 |
| 10. Total Inception-to-Date (Comprehensive) | 62,019 | 25,975 | 2003 | 45 | | | | 1,724 |
| 11. Current (Institutional Only) | 0 | 0 | 0 | 0 | 0 | 0 | 0 | 0 |
| 12. Total Inception-to-Date (Institutional Only) | 0 | 0 | 0 | 0 | | | | 0 |
| 13. Current (Non-Institutional Only) | 0 | 0 | 0 | 0 | 0 | 0 | 0 | 0 |
| 14. Total Inception-to-Date (Non-Institutional Only) | 0 | 0 | 0 | 0 | | | | 0 |
| 15. Current (Grand Total) | 2,977 | 4,577 | 2003 | 42 | 78 | 1,147 | 24 | 0 |
| 16. Total Inception-to-Date (Grand Total) | 62,019 | 25,975 | 2003 | 45 | | | | 1,724 |
| Primarily 2011 and Later Issue Years | | | | | | | | |
| 17. Current (Comprehensive) | 0 | 0 | 0 | 0 | 0 | 0 | 0 | 0 |
| 18. Total Inception-to-Date (Comprehensive) | 0 | 0 | 0 | 0 | | | | 0 |
| 19. Current (Institutional Only) | 0 | 0 | 0 | 0 | 0 | 0 | 0 | 0 |
| 20. Total Inception-to-Date (Institutional Only) | 0 | 0 | 0 | 0 | | | | 0 |
| 21. Current (Non-Institutional Only) | 0 | 0 | 0 | 0 | 0 | 0 | 0 | 0 |
| 22. Total Inception-to-Date (Non-Institutional Only) | 0 | 0 | 0 | 0 | | | | 0 |
| 23. Current (Grand Total) | 0 | 0 | 0 | 0 | 0 | 0 | 0 | 0 |
| 24. Total Inception-to-Date (Grand Total) | 0 | 0 | 0 | 0 | | | | 0 |

CAUTION: The information contained on this page is unaudited and not a complete analysis nor is it an expression of opinion on any insurer. This page may contain inadvertent errors.

2021 LONG-TERM CARE INSURANCE EXPERIENCE REPORTING FORM 2
By COMPANY NAME

| Row Description | Premiums Earned | Incurred Claims | Cal Year of Peak Issues | PCT Male Lives Insured | Average Attained Age | NBR of Lives In-Force End of Year | NBR of Terminations | NBR of New Lives Insured |
|---|-----------------|----------------------------|-------------------------|------------------------|----------------------|-----------------------------------|---------------------|--------------------------|
| Company Name: Transamerica Financial Life Ins Co | | Company Code: 70688 | | | | | | |
| Primarily 2002 and Prior Issue Years | | | | | | | | |
| 1. Current (Comprehensive) | 147 | 455 | 2002 | 0 | 78 | 60 | 3 | 0 |
| 2. Total Inception-to-Date (Comprehensive) | 3,444 | 2,895 | 2002 | 0 | | | | 95 |
| 3. Current (Institutional Only) | 0 | 0 | 0 | 0 | 0 | 0 | 0 | 0 |
| 4. Total Inception-to-Date (Institutional Only) | 0 | 0 | 0 | 0 | | | | 0 |
| 5. Current (Non-Institutional Only) | 0 | 0 | 0 | 0 | 0 | 0 | 0 | 0 |
| 6. Total Inception-to-Date (Non-Institutional Only) | 0 | 0 | 0 | 0 | | | | 0 |
| 7. Current (Grand Total) | 147 | 455 | 2002 | 0 | 78 | 60 | 3 | 0 |
| 8. Total Inception-to-Date (Grand Total) | 3,444 | 2,895 | 2002 | 0 | | | | 95 |
| Primarily 2003 to 2010 Issue Years | | | | | | | | |
| 9. Current (Comprehensive) | 290 | 552 | 2010 | 0 | 71 | 143 | 1 | 0 |
| 10. Total Inception-to-Date (Comprehensive) | 5,337 | 1,997 | 2010 | 0 | | | | 202 |
| 11. Current (Institutional Only) | 0 | 0 | 0 | 0 | 0 | 0 | 0 | 0 |
| 12. Total Inception-to-Date (Institutional Only) | 0 | 0 | 0 | 0 | | | | 0 |
| 13. Current (Non-Institutional Only) | 0 | 0 | 0 | 0 | 0 | 0 | 0 | 0 |
| 14. Total Inception-to-Date (Non-Institutional Only) | 0 | 0 | 0 | 0 | | | | 0 |
| 15. Current (Grand Total) | 290 | 552 | 2010 | 0 | 71 | 143 | 1 | 0 |
| 16. Total Inception-to-Date (Grand Total) | 5,337 | 1,997 | 2010 | 0 | | | | 202 |
| Primarily 2011 and Later Issue Years | | | | | | | | |
| 17. Current (Comprehensive) | 9,938 | 924 | 2013 | 0 | 61 | 3,299 | 58 | 94 |
| 18. Total Inception-to-Date (Comprehensive) | 69,363 | 3,486 | 2013 | 0 | | | | 3,847 |
| 19. Current (Institutional Only) | 0 | 0 | 0 | 0 | 0 | 0 | 0 | 0 |
| 20. Total Inception-to-Date (Institutional Only) | 0 | 0 | 0 | 0 | | | | 0 |
| 21. Current (Non-Institutional Only) | 0 | 0 | 0 | 0 | 0 | 0 | 0 | 0 |
| 22. Total Inception-to-Date (Non-Institutional Only) | 0 | 0 | 0 | 0 | | | | 0 |
| 23. Current (Grand Total) | 9,938 | 924 | 2013 | 0 | 61 | 3,299 | 58 | 94 |
| 24. Total Inception-to-Date (Grand Total) | 69,363 | 3,486 | 2013 | 0 | | | | 3,847 |

CAUTION: The information contained on this page is unaudited and not a complete analysis nor is it an expression of opinion on any insurer. This page may contain inadvertent errors.

2021 LONG-TERM CARE INSURANCE EXPERIENCE REPORTING FORM 2
By COMPANY NAME

| Row Description | Premiums Earned | Incurred Claims | Cal Year of Peak Issues | PCT Male Lives Insured | Average Attained Age | NBR of Lives In-Force End of Year | NBR of Terminations | NBR of New Lives Insured |
|--|-----------------|----------------------------|-------------------------|------------------------|----------------------|-----------------------------------|---------------------|--------------------------|
| Company Name: Transamerica Life Ins Co | | Company Code: 86231 | | | | | | |
| Primarily 2002 and Prior Issue Years | | | | | | | | |
| 1. Current (Comprehensive) | 246,298 | 482,648 | 2002 | 0 | 80 | 107,554 | 7,158 | 0 |
| 2. Total Inception-to-Date (Comprehensive) | 6,698,317 | 5,406,394 | 2002 | 0 | | | | 283,612 |
| 3. Current (Institutional Only) | 30,640 | 104,203 | 1996 | 0 | 88 | 19,904 | 3,595 | 0 |
| 4. Total Inception-to-Date (Institutional Only) | 2,186,330 | 2,689,864 | 1993 | 0 | | | | 130,132 |
| 5. Current (Non-Institutional Only) | 1,095 | 4,349 | 2000 | 0 | 89 | 792 | 132 | 0 |
| 6. Total Inception-to-Date (Non-Institutional Only) | 89,217 | 126,817 | 2000 | 0 | | | | 6,763 |
| 7. Current (Grand Total) | 278,033 | 591,200 | 2002 | 0 | 81 | 128,250 | 10,885 | 0 |
| 8. Total Inception-to-Date (Grand Total) | 8,973,864 | 8,223,075 | 2000 | 0 | | | | 420,507 |
| Primarily 2003 to 2010 Issue Years | | | | | | | | |
| 9. Current (Comprehensive) | 59,414 | 78,926 | 2003 | 0 | 74 | 30,906 | 985 | 0 |
| 10. Total Inception-to-Date (Comprehensive) | 1,178,597 | 495,235 | 2003 | 0 | | | | 52,373 |
| 11. Current (Institutional Only) | 15 | 62 | 2003 | 0 | 77 | 14 | 4 | 0 |
| 12. Total Inception-to-Date (Institutional Only) | 1,554 | 1,661 | 2003 | 0 | | | | 294 |
| 13. Current (Non-Institutional Only) | 1 | 17 | 2003 | 0 | 65 | 16 | 0 | 0 |
| 14. Total Inception-to-Date (Non-Institutional Only) | 84 | 21 | 2004 | 0 | | | | 5 |
| 15. Current (Grand Total) | 59,430 | 79,005 | 2003 | 0 | 74 | 30,936 | 989 | 0 |
| 16. Total Inception-to-Date (Grand Total) | 1,180,235 | 496,917 | 2003 | 0 | | | | 52,672 |
| Primarily 2011 and Later Issue Years | | | | | | | | |
| 17. Current (Comprehensive) | 152,872 | 11,544 | 2021 | 0 | 49 | 121,344 | 2,294 | 60,570 |
| 18. Total Inception-to-Date (Comprehensive) | 1,076,284 | 45,231 | 2021 | 0 | | | | 138,038 |
| 19. Current (Institutional Only) | 14 | 7 | 2013 | 0 | 71 | 1 | 6 | 0 |
| 20. Total Inception-to-Date (Institutional Only) | 167 | 8 | 2013 | 0 | | | | 6 |
| 21. Current (Non-Institutional Only) | 0 | 0 | 0 | 0 | 0 | 0 | 0 | 0 |
| 22. Total Inception-to-Date (Non-Institutional Only) | 0 | 0 | 2021 | 0 | | | | 0 |
| 23. Current (Grand Total) | 152,886 | 11,551 | 2021 | 0 | 49 | 121,345 | 2,300 | 60,570 |
| 24. Total Inception-to-Date (Grand Total) | 1,076,451 | 45,239 | 2021 | 0 | | | | 138,044 |

CAUTION: The information contained on this page is unaudited and not a complete analysis nor is it an expression of opinion on any insurer. This page may contain inadvertent errors.

2021 LONG-TERM CARE INSURANCE EXPERIENCE REPORTING FORM 2
By COMPANY NAME

| Row Description | Premiums Earned | Incurred Claims | Cal Year of Peak Issues | PCT Male Lives Insured | Average Attained Age | NBR of Lives In-Force End of Year | NBR of Terminations | NBR of New Lives Insured |
|--|-----------------|----------------------------|-------------------------|------------------------|----------------------|-----------------------------------|---------------------|--------------------------|
| Company Name: Transverse Ins Co | | Company Code: 21075 | | | | | | |
| Primarily 2002 and Prior Issue Years | | | | | | | | |
| 1. Current (Comprehensive) | 0 | 0 | 0 | 0 | 0 | 0 | 0 | 0 |
| 2. Total Inception-to-Date (Comprehensive) | 0 | 0 | 0 | 0 | | | | 0 |
| 3. Current (Institutional Only) | 0 | 0 | 0 | 0 | 0 | 0 | 0 | 0 |
| 4. Total Inception-to-Date (Institutional Only) | 0 | 0 | 0 | 0 | | | | 0 |
| 5. Current (Non-Institutional Only) | 0 | 0 | 0 | 0 | 0 | 0 | 0 | 0 |
| 6. Total Inception-to-Date (Non-Institutional Only) | 0 | 0 | 0 | 0 | | | | 0 |
| 7. Current (Grand Total) | 0 | 0 | 0 | 0 | 0 | 0 | 0 | 0 |
| 8. Total Inception-to-Date (Grand Total) | 0 | 0 | 0 | 0 | | | | 0 |
| Primarily 2003 to 2010 Issue Years | | | | | | | | |
| 9. Current (Comprehensive) | 0 | 0 | 0 | 0 | 0 | 0 | 0 | 0 |
| 10. Total Inception-to-Date (Comprehensive) | 0 | 0 | 0 | 0 | | | | 0 |
| 11. Current (Institutional Only) | 0 | 0 | 0 | 0 | 0 | 0 | 0 | 0 |
| 12. Total Inception-to-Date (Institutional Only) | 0 | 0 | 0 | 0 | | | | 0 |
| 13. Current (Non-Institutional Only) | 0 | 0 | 0 | 0 | 0 | 0 | 0 | 0 |
| 14. Total Inception-to-Date (Non-Institutional Only) | 0 | 0 | 0 | 0 | | | | 0 |
| 15. Current (Grand Total) | 0 | 0 | 0 | 0 | 0 | 0 | 0 | 0 |
| 16. Total Inception-to-Date (Grand Total) | 0 | 0 | 0 | 0 | | | | 0 |
| Primarily 2011 and Later Issue Years | | | | | | | | |
| 17. Current (Comprehensive) | 0 | 0 | 0 | 0 | 0 | 0 | 0 | 0 |
| 18. Total Inception-to-Date (Comprehensive) | 0 | 0 | 0 | 0 | | | | 0 |
| 19. Current (Institutional Only) | 0 | 0 | 0 | 0 | 0 | 0 | 0 | 0 |
| 20. Total Inception-to-Date (Institutional Only) | 0 | 0 | 0 | 0 | | | | 0 |
| 21. Current (Non-Institutional Only) | 0 | 0 | 0 | 0 | 0 | 0 | 0 | 0 |
| 22. Total Inception-to-Date (Non-Institutional Only) | 0 | 0 | 0 | 0 | | | | 0 |
| 23. Current (Grand Total) | 0 | 0 | 0 | 0 | 0 | 0 | 0 | 0 |
| 24. Total Inception-to-Date (Grand Total) | 0 | 0 | 0 | 0 | | | | 0 |

CAUTION: The information contained on this page is unaudited and not a complete analysis nor is it an expression of opinion on any insurer. This page may contain inadvertent errors.

2021 LONG-TERM CARE INSURANCE EXPERIENCE REPORTING FORM 2
By COMPANY NAME

| Row Description | Premiums Earned | Incurred Claims | Cal Year of Peak Issues | PCT Male Lives Insured | Average Attained Age | NBR of Lives In-Force End of Year | NBR of Terminations | NBR of New Lives Insured |
|--|-----------------|----------------------------|-------------------------|------------------------|----------------------|-----------------------------------|---------------------|--------------------------|
| Company Name: Transverse Specialty Ins Co | | Company Code: 41807 | | | | | | |
| Primarily 2002 and Prior Issue Years | | | | | | | | |
| 1. Current (Comprehensive) | 0 | 0 | 0 | 0 | 0 | 0 | 0 | 0 |
| 2. Total Inception-to-Date (Comprehensive) | 0 | 0 | 0 | 0 | | | | 0 |
| 3. Current (Institutional Only) | 0 | 0 | 0 | 0 | 0 | 0 | 0 | 0 |
| 4. Total Inception-to-Date (Institutional Only) | 0 | 0 | 0 | 0 | | | | 0 |
| 5. Current (Non-Institutional Only) | 0 | 0 | 0 | 0 | 0 | 0 | 0 | 0 |
| 6. Total Inception-to-Date (Non-Institutional Only) | 0 | 0 | 0 | 0 | | | | 0 |
| 7. Current (Grand Total) | 0 | 0 | 0 | 0 | 0 | 0 | 0 | 0 |
| 8. Total Inception-to-Date (Grand Total) | 0 | 0 | 0 | 0 | | | | 0 |
| Primarily 2003 to 2010 Issue Years | | | | | | | | |
| 9. Current (Comprehensive) | 0 | 0 | 0 | 0 | 0 | 0 | 0 | 0 |
| 10. Total Inception-to-Date (Comprehensive) | 0 | 0 | 0 | 0 | | | | 0 |
| 11. Current (Institutional Only) | 0 | 0 | 0 | 0 | 0 | 0 | 0 | 0 |
| 12. Total Inception-to-Date (Institutional Only) | 0 | 0 | 0 | 0 | | | | 0 |
| 13. Current (Non-Institutional Only) | 0 | 0 | 0 | 0 | 0 | 0 | 0 | 0 |
| 14. Total Inception-to-Date (Non-Institutional Only) | 0 | 0 | 0 | 0 | | | | 0 |
| 15. Current (Grand Total) | 0 | 0 | 0 | 0 | 0 | 0 | 0 | 0 |
| 16. Total Inception-to-Date (Grand Total) | 0 | 0 | 0 | 0 | | | | 0 |
| Primarily 2011 and Later Issue Years | | | | | | | | |
| 17. Current (Comprehensive) | 0 | 0 | 0 | 0 | 0 | 0 | 0 | 0 |
| 18. Total Inception-to-Date (Comprehensive) | 0 | 0 | 0 | 0 | | | | 0 |
| 19. Current (Institutional Only) | 0 | 0 | 0 | 0 | 0 | 0 | 0 | 0 |
| 20. Total Inception-to-Date (Institutional Only) | 0 | 0 | 0 | 0 | | | | 0 |
| 21. Current (Non-Institutional Only) | 0 | 0 | 0 | 0 | 0 | 0 | 0 | 0 |
| 22. Total Inception-to-Date (Non-Institutional Only) | 0 | 0 | 0 | 0 | | | | 0 |
| 23. Current (Grand Total) | 0 | 0 | 0 | 0 | 0 | 0 | 0 | 0 |
| 24. Total Inception-to-Date (Grand Total) | 0 | 0 | 0 | 0 | | | | 0 |

CAUTION: The information contained on this page is unaudited and not a complete analysis nor is it an expression of opinion on any insurer. This page may contain inadvertent errors.

2021 LONG-TERM CARE INSURANCE EXPERIENCE REPORTING FORM 2
By COMPANY NAME

| Row Description | Premiums Earned | Incurred Claims | Cal Year of Peak Issues | PCT Male Lives Insured | Average Attained Age | NBR of Lives In-Force End of Year | NBR of Terminations | NBR of New Lives Insured |
|--|-----------------|----------------------------|-------------------------|------------------------|----------------------|-----------------------------------|---------------------|--------------------------|
| Company Name: Trustmark Ins Co | | Company Code: 61425 | | | | | | |
| Primarily 2002 and Prior Issue Years | | | | | | | | |
| 1. Current (Comprehensive) | 13 | 49 | 2000 | 40 | 75 | 10 | 1 | 0 |
| 2. Total Inception-to-Date (Comprehensive) | 1,130 | 978 | 2000 | 38 | | | | 30 |
| 3. Current (Institutional Only) | 0 | 0 | 0 | 0 | 0 | 0 | 0 | 0 |
| 4. Total Inception-to-Date (Institutional Only) | 0 | 0 | 0 | 0 | | | | 0 |
| 5. Current (Non-Institutional Only) | 0 | 0 | 0 | 0 | 0 | 0 | 0 | 0 |
| 6. Total Inception-to-Date (Non-Institutional Only) | 0 | 0 | 0 | 0 | | | | 0 |
| 7. Current (Grand Total) | 13 | 49 | 0 | 0 | 0 | 10 | 1 | 0 |
| 8. Total Inception-to-Date (Grand Total) | 1,130 | 978 | 0 | 0 | | | | 30 |
| Primarily 2003 to 2010 Issue Years | | | | | | | | |
| 9. Current (Comprehensive) | 0 | 0 | 0 | 0 | 0 | 0 | 0 | 0 |
| 10. Total Inception-to-Date (Comprehensive) | 0 | 0 | 0 | 0 | | | | 0 |
| 11. Current (Institutional Only) | 0 | 0 | 0 | 0 | 0 | 0 | 0 | 0 |
| 12. Total Inception-to-Date (Institutional Only) | 0 | 0 | 0 | 0 | | | | 0 |
| 13. Current (Non-Institutional Only) | 0 | 0 | 0 | 0 | 0 | 0 | 0 | 0 |
| 14. Total Inception-to-Date (Non-Institutional Only) | 0 | 0 | 0 | 0 | | | | 0 |
| 15. Current (Grand Total) | 0 | 0 | 0 | 0 | 0 | 0 | 0 | 0 |
| 16. Total Inception-to-Date (Grand Total) | 0 | 0 | 0 | 0 | | | | 0 |
| Primarily 2011 and Later Issue Years | | | | | | | | |
| 17. Current (Comprehensive) | 0 | 0 | 0 | 0 | 0 | 0 | 0 | 0 |
| 18. Total Inception-to-Date (Comprehensive) | 0 | 0 | 0 | 0 | | | | 0 |
| 19. Current (Institutional Only) | 0 | 0 | 0 | 0 | 0 | 0 | 0 | 0 |
| 20. Total Inception-to-Date (Institutional Only) | 0 | 0 | 0 | 0 | | | | 0 |
| 21. Current (Non-Institutional Only) | 0 | 0 | 0 | 0 | 0 | 0 | 0 | 0 |
| 22. Total Inception-to-Date (Non-Institutional Only) | 0 | 0 | 0 | 0 | | | | 0 |
| 23. Current (Grand Total) | 0 | 0 | 0 | 0 | 0 | 0 | 0 | 0 |
| 24. Total Inception-to-Date (Grand Total) | 0 | 0 | 0 | 0 | | | | 0 |

CAUTION: The information contained on this page is unaudited and not a complete analysis nor is it an expression of opinion on any insurer. This page may contain inadvertent errors.

2021 LONG-TERM CARE INSURANCE EXPERIENCE REPORTING FORM 2
By COMPANY NAME

| Row Description | Premiums Earned | Incurred Claims | Cal Year of Peak Issues | PCT Male Lives Insured | Average Attained Age | NBR of Lives In-Force End of Year | NBR of Terminations | NBR of New Lives Insured |
|--|-----------------|----------------------------|-------------------------|------------------------|----------------------|-----------------------------------|---------------------|--------------------------|
| Company Name: Unicare Life & Hlth Ins Co | | Company Code: 80314 | | | | | | |
| Primarily 2002 and Prior Issue Years | | | | | | | | |
| 1. Current (Comprehensive) | 7 | 6 | 2003 | 42 | 79 | 5 | 1 | 0 |
| 2. Total Inception-to-Date (Comprehensive) | 7 | 49 | 2003 | 43 | | | | 5 |
| 3. Current (Institutional Only) | 0 | 0 | 0 | 0 | 0 | 0 | 0 | 0 |
| 4. Total Inception-to-Date (Institutional Only) | 0 | 0 | 0 | 0 | | | | 0 |
| 5. Current (Non-Institutional Only) | 0 | 0 | 0 | 0 | 0 | 0 | 0 | 0 |
| 6. Total Inception-to-Date (Non-Institutional Only) | 0 | 0 | 0 | 0 | | | | 0 |
| 7. Current (Grand Total) | 7 | 6 | 2003 | 42 | 79 | 5 | 1 | 0 |
| 8. Total Inception-to-Date (Grand Total) | 7 | 49 | 2003 | 43 | | | | 5 |
| Primarily 2003 to 2010 Issue Years | | | | | | | | |
| 9. Current (Comprehensive) | 20 | -17 | 2005 | 42 | 80 | 11 | 2 | 0 |
| 10. Total Inception-to-Date (Comprehensive) | 451 | 64 | 2005 | 48 | | | | 17 |
| 11. Current (Institutional Only) | 0 | 0 | 0 | 0 | 0 | 0 | 0 | 0 |
| 12. Total Inception-to-Date (Institutional Only) | 0 | 0 | 0 | 0 | | | | 0 |
| 13. Current (Non-Institutional Only) | 0 | 0 | 0 | 0 | 0 | 0 | 0 | 0 |
| 14. Total Inception-to-Date (Non-Institutional Only) | 0 | 0 | 0 | 0 | | | | 0 |
| 15. Current (Grand Total) | 20 | -17 | 2005 | 42 | 80 | 11 | 2 | 0 |
| 16. Total Inception-to-Date (Grand Total) | 451 | 64 | 2005 | 48 | | | | 17 |
| Primarily 2011 and Later Issue Years | | | | | | | | |
| 17. Current (Comprehensive) | 0 | 0 | 0 | 0 | 0 | 0 | 0 | 0 |
| 18. Total Inception-to-Date (Comprehensive) | 0 | 0 | 0 | 0 | | | | 0 |
| 19. Current (Institutional Only) | 0 | 0 | 0 | 0 | 0 | 0 | 0 | 0 |
| 20. Total Inception-to-Date (Institutional Only) | 0 | 0 | 0 | 0 | | | | 0 |
| 21. Current (Non-Institutional Only) | 0 | 0 | 0 | 0 | 0 | 0 | 0 | 0 |
| 22. Total Inception-to-Date (Non-Institutional Only) | 0 | 0 | 0 | 0 | | | | 0 |
| 23. Current (Grand Total) | 0 | 0 | 0 | 0 | 0 | 0 | 0 | 0 |
| 24. Total Inception-to-Date (Grand Total) | 0 | 0 | 0 | 0 | | | | 0 |

CAUTION: The information contained on this page is unaudited and not a complete analysis nor is it an expression of opinion on any insurer. This page may contain inadvertent errors.

2021 LONG-TERM CARE INSURANCE EXPERIENCE REPORTING FORM 2
By COMPANY NAME

| Row Description | Premiums Earned | Incurred Claims | Cal Year of Peak Issues | PCT Male Lives Insured | Average Attained Age | NBR of Lives In-Force End of Year | NBR of Terminations | NBR of New Lives Insured |
|--|-----------------|----------------------------|-------------------------|------------------------|----------------------|-----------------------------------|---------------------|--------------------------|
| Company Name: Union Labor Life Ins Co | | Company Code: 69744 | | | | | | |
| Primarily 2002 and Prior Issue Years | | | | | | | | |
| 1. Current (Comprehensive) | 143 | 245 | 2002 | 42 | 79 | 110 | 10 | 0 |
| 2. Total Inception-to-Date (Comprehensive) | 5,618 | 3,486 | 2002 | 47 | | | | 422 |
| 3. Current (Institutional Only) | 15 | 25 | 2002 | 43 | 82 | 7 | 2 | 0 |
| 4. Total Inception-to-Date (Institutional Only) | 610 | 189 | 2002 | 50 | | | | 40 |
| 5. Current (Non-Institutional Only) | 0 | 0 | 0 | 0 | 0 | 0 | 0 | 0 |
| 6. Total Inception-to-Date (Non-Institutional Only) | 0 | 0 | 0 | 0 | | | | 0 |
| 7. Current (Grand Total) | 158 | 270 | 0 | 0 | 0 | 117 | 12 | 0 |
| 8. Total Inception-to-Date (Grand Total) | 6,228 | 3,675 | 0 | 0 | | | | 462 |
| Primarily 2003 to 2010 Issue Years | | | | | | | | |
| 9. Current (Comprehensive) | 0 | 0 | 0 | 0 | 0 | 0 | 0 | 0 |
| 10. Total Inception-to-Date (Comprehensive) | 0 | 0 | 0 | 0 | | | | 0 |
| 11. Current (Institutional Only) | 0 | 0 | 0 | 0 | 0 | 0 | 0 | 0 |
| 12. Total Inception-to-Date (Institutional Only) | 0 | 0 | 0 | 0 | | | | 0 |
| 13. Current (Non-Institutional Only) | 0 | 0 | 0 | 0 | 0 | 0 | 0 | 0 |
| 14. Total Inception-to-Date (Non-Institutional Only) | 0 | 0 | 0 | 0 | | | | 0 |
| 15. Current (Grand Total) | 0 | 0 | 0 | 0 | 0 | 0 | 0 | 0 |
| 16. Total Inception-to-Date (Grand Total) | 0 | 0 | 0 | 0 | | | | 0 |
| Primarily 2011 and Later Issue Years | | | | | | | | |
| 17. Current (Comprehensive) | 0 | 0 | 0 | 0 | 0 | 0 | 0 | 0 |
| 18. Total Inception-to-Date (Comprehensive) | 0 | 0 | 0 | 0 | | | | 0 |
| 19. Current (Institutional Only) | 0 | 0 | 0 | 0 | 0 | 0 | 0 | 0 |
| 20. Total Inception-to-Date (Institutional Only) | 0 | 0 | 0 | 0 | | | | 0 |
| 21. Current (Non-Institutional Only) | 0 | 0 | 0 | 0 | 0 | 0 | 0 | 0 |
| 22. Total Inception-to-Date (Non-Institutional Only) | 0 | 0 | 0 | 0 | | | | 0 |
| 23. Current (Grand Total) | 0 | 0 | 0 | 0 | 0 | 0 | 0 | 0 |
| 24. Total Inception-to-Date (Grand Total) | 0 | 0 | 0 | 0 | | | | 0 |

CAUTION: The information contained on this page is unaudited and not a complete analysis nor is it an expression of opinion on any insurer. This page may contain inadvertent errors.

2021 LONG-TERM CARE INSURANCE EXPERIENCE REPORTING FORM 2
By COMPANY NAME

| Row Description | Premiums Earned | Incurred Claims | Cal Year of Peak Issues | PCT Male Lives Insured | Average Attained Age | NBR of Lives In-Force End of Year | NBR of Terminations | NBR of New Lives Insured |
|--|-----------------|----------------------------|-------------------------|------------------------|----------------------|-----------------------------------|---------------------|--------------------------|
| Company Name: Union Security Ins Co | | Company Code: 70408 | | | | | | |
| Primarily 2002 and Prior Issue Years | | | | | | | | |
| 1. Current (Comprehensive) | 64,999 | 197,042 | 2000 | 39 | 80 | 32,741 | 1,681 | 0 |
| 2. Total Inception-to-Date (Comprehensive) | 1,660,342 | 1,495,005 | 1999 | 42 | | | | 58,839 |
| 3. Current (Institutional Only) | 1,563 | 6,973 | 1999 | 32 | 84 | 1,053 | 77 | 0 |
| 4. Total Inception-to-Date (Institutional Only) | 53,242 | 61,604 | 1999 | 42 | | | | 1,926 |
| 5. Current (Non-Institutional Only) | 0 | 0 | 0 | 0 | 0 | 0 | 0 | 0 |
| 6. Total Inception-to-Date (Non-Institutional Only) | 0 | 0 | 0 | 0 | | | | 0 |
| 7. Current (Grand Total) | 66,562 | 204,015 | 2000 | 39 | 80 | 33,794 | 1,758 | 0 |
| 8. Total Inception-to-Date (Grand Total) | 1,713,584 | 1,556,609 | 1999 | 42 | | | | 60,765 |
| Primarily 2003 to 2010 Issue Years | | | | | | | | |
| 9. Current (Comprehensive) | 0 | 0 | 0 | 0 | 0 | 0 | 0 | 0 |
| 10. Total Inception-to-Date (Comprehensive) | 0 | 0 | 0 | 0 | | | | 0 |
| 11. Current (Institutional Only) | 0 | 0 | 0 | 0 | 0 | 0 | 0 | 0 |
| 12. Total Inception-to-Date (Institutional Only) | 0 | 0 | 0 | 0 | | | | 0 |
| 13. Current (Non-Institutional Only) | 0 | 0 | 0 | 0 | 0 | 0 | 0 | 0 |
| 14. Total Inception-to-Date (Non-Institutional Only) | 0 | 0 | 0 | 0 | | | | 0 |
| 15. Current (Grand Total) | 0 | 0 | 0 | 0 | 0 | 0 | 0 | 0 |
| 16. Total Inception-to-Date (Grand Total) | 0 | 0 | 0 | 0 | | | | 0 |
| Primarily 2011 and Later Issue Years | | | | | | | | |
| 17. Current (Comprehensive) | 0 | 0 | 0 | 0 | 0 | 0 | 0 | 0 |
| 18. Total Inception-to-Date (Comprehensive) | 0 | 0 | 0 | 0 | | | | 0 |
| 19. Current (Institutional Only) | 0 | 0 | 0 | 0 | 0 | 0 | 0 | 0 |
| 20. Total Inception-to-Date (Institutional Only) | 0 | 0 | 0 | 0 | | | | 0 |
| 21. Current (Non-Institutional Only) | 0 | 0 | 0 | 0 | 0 | 0 | 0 | 0 |
| 22. Total Inception-to-Date (Non-Institutional Only) | 0 | 0 | 0 | 0 | | | | 0 |
| 23. Current (Grand Total) | 0 | 0 | 0 | 0 | 0 | 0 | 0 | 0 |
| 24. Total Inception-to-Date (Grand Total) | 0 | 0 | 0 | 0 | | | | 0 |

CAUTION: The information contained on this page is unaudited and not a complete analysis nor is it an expression of opinion on any insurer. This page may contain inadvertent errors.

2021 LONG-TERM CARE INSURANCE EXPERIENCE REPORTING FORM 2
By COMPANY NAME

| Row Description | Premiums Earned | Incurred Claims | Cal Year of Peak Issues | PCT Male Lives Insured | Average Attained Age | NBR of Lives In-Force End of Year | NBR of Terminations | NBR of New Lives Insured |
|---|-----------------|----------------------------|-------------------------|------------------------|----------------------|-----------------------------------|---------------------|--------------------------|
| Company Name: Union Security Life Ins Co of NY | | Company Code: 81477 | | | | | | |
| Primarily 2002 and Prior Issue Years | | | | | | | | |
| 1. Current (Comprehensive) | 7,452 | 29,366 | 2001 | 39 | 80 | 3,523 | 157 | 0 |
| 2. Total Inception-to-Date (Comprehensive) | 200,977 | 199,516 | 2001 | 42 | | | | 5,935 |
| 3. Current (Institutional Only) | 0 | 0 | 0 | 0 | 0 | 0 | 0 | 0 |
| 4. Total Inception-to-Date (Institutional Only) | 0 | 0 | 0 | 0 | | | | 0 |
| 5. Current (Non-Institutional Only) | 0 | 0 | 0 | 0 | 0 | 0 | 0 | 0 |
| 6. Total Inception-to-Date (Non-Institutional Only) | 0 | 0 | 0 | 0 | | | | 0 |
| 7. Current (Grand Total) | 7,452 | 29,366 | 2001 | 39 | 80 | 3,523 | 157 | 0 |
| 8. Total Inception-to-Date (Grand Total) | 200,977 | 199,516 | 2001 | 42 | | | | 5,935 |
| Primarily 2003 to 2010 Issue Years | | | | | | | | |
| 9. Current (Comprehensive) | 0 | 0 | 0 | 0 | 0 | 0 | 0 | 0 |
| 10. Total Inception-to-Date (Comprehensive) | 0 | 0 | 0 | 0 | | | | 0 |
| 11. Current (Institutional Only) | 0 | 0 | 0 | 0 | 0 | 0 | 0 | 0 |
| 12. Total Inception-to-Date (Institutional Only) | 0 | 0 | 0 | 0 | | | | 0 |
| 13. Current (Non-Institutional Only) | 0 | 0 | 0 | 0 | 0 | 0 | 0 | 0 |
| 14. Total Inception-to-Date (Non-Institutional Only) | 0 | 0 | 0 | 0 | | | | 0 |
| 15. Current (Grand Total) | 0 | 0 | 0 | 0 | 0 | 0 | 0 | 0 |
| 16. Total Inception-to-Date (Grand Total) | 0 | 0 | 0 | 0 | | | | 0 |
| Primarily 2011 and Later Issue Years | | | | | | | | |
| 17. Current (Comprehensive) | 0 | 0 | 0 | 0 | 0 | 0 | 0 | 0 |
| 18. Total Inception-to-Date (Comprehensive) | 0 | 0 | 0 | 0 | | | | 0 |
| 19. Current (Institutional Only) | 0 | 0 | 0 | 0 | 0 | 0 | 0 | 0 |
| 20. Total Inception-to-Date (Institutional Only) | 0 | 0 | 0 | 0 | | | | 0 |
| 21. Current (Non-Institutional Only) | 0 | 0 | 0 | 0 | 0 | 0 | 0 | 0 |
| 22. Total Inception-to-Date (Non-Institutional Only) | 0 | 0 | 0 | 0 | | | | 0 |
| 23. Current (Grand Total) | 0 | 0 | 0 | 0 | 0 | 0 | 0 | 0 |
| 24. Total Inception-to-Date (Grand Total) | 0 | 0 | 0 | 0 | | | | 0 |

CAUTION: The information contained on this page is unaudited and not a complete analysis nor is it an expression of opinion on any insurer.
This page may contain inadvertent errors.

2021 LONG-TERM CARE INSURANCE EXPERIENCE REPORTING FORM 2
By COMPANY NAME

| Row Description | Premiums Earned | Incurred Claims | Cal Year of Peak Issues | PCT Male Lives Insured | Average Attained Age | NBR of Lives In-Force End of Year | NBR of Terminations | NBR of New Lives Insured |
|--|-----------------|----------------------------|-------------------------|------------------------|----------------------|-----------------------------------|---------------------|--------------------------|
| Company Name: United Amer Ins Co | | Company Code: 92916 | | | | | | |
| Primarily 2002 and Prior Issue Years | | | | | | | | |
| 1. Current (Comprehensive) | 3,206 | 5,293 | 2002 | 39 | 85 | 2,351 | 354 | 0 |
| 2. Total Inception-to-Date (Comprehensive) | 412,582 | 330,046 | 1989 | 34 | | | | 63,815 |
| 3. Current (Institutional Only) | 0 | 0 | 0 | 0 | 0 | 0 | 0 | 0 |
| 4. Total Inception-to-Date (Institutional Only) | 0 | 0 | 0 | 0 | | | | 0 |
| 5. Current (Non-Institutional Only) | 0 | 0 | 0 | 0 | 0 | 0 | 0 | 0 |
| 6. Total Inception-to-Date (Non-Institutional Only) | 0 | 0 | 0 | 0 | | | | 0 |
| 7. Current (Grand Total) | 3,206 | 5,293 | 2002 | 39 | 85 | 2,351 | 354 | 0 |
| 8. Total Inception-to-Date (Grand Total) | 412,582 | 330,046 | 1989 | 34 | | | | 63,815 |
| Primarily 2003 to 2010 Issue Years | | | | | | | | |
| 9. Current (Comprehensive) | 517 | 483 | 2004 | 43 | 78 | 358 | 25 | 0 |
| 10. Total Inception-to-Date (Comprehensive) | 13,272 | 5,570 | 2004 | 42 | | | | 1,081 |
| 11. Current (Institutional Only) | 0 | 0 | 0 | 0 | 0 | 0 | 0 | 0 |
| 12. Total Inception-to-Date (Institutional Only) | 0 | 0 | 0 | 0 | | | | 0 |
| 13. Current (Non-Institutional Only) | 0 | 0 | 0 | 0 | 0 | 0 | 0 | 0 |
| 14. Total Inception-to-Date (Non-Institutional Only) | 0 | 0 | 0 | 0 | | | | 0 |
| 15. Current (Grand Total) | 517 | 483 | 2004 | 43 | 78 | 358 | 25 | 0 |
| 16. Total Inception-to-Date (Grand Total) | 13,272 | 5,570 | 2004 | 42 | | | | 1,081 |
| Primarily 2011 and Later Issue Years | | | | | | | | |
| 17. Current (Comprehensive) | 0 | 0 | 0 | 0 | 0 | 0 | 0 | 0 |
| 18. Total Inception-to-Date (Comprehensive) | 0 | 0 | 0 | 0 | | | | 0 |
| 19. Current (Institutional Only) | 0 | 0 | 0 | 0 | 0 | 0 | 0 | 0 |
| 20. Total Inception-to-Date (Institutional Only) | 0 | 0 | 0 | 0 | | | | 0 |
| 21. Current (Non-Institutional Only) | 0 | 0 | 0 | 0 | 0 | 0 | 0 | 0 |
| 22. Total Inception-to-Date (Non-Institutional Only) | 0 | 0 | 0 | 0 | | | | 0 |
| 23. Current (Grand Total) | 0 | 0 | 0 | 0 | 0 | 0 | 0 | 0 |
| 24. Total Inception-to-Date (Grand Total) | 0 | 0 | 0 | 0 | | | | 0 |

CAUTION: The information contained on this page is unaudited and not a complete analysis nor is it an expression of opinion on any insurer. This page may contain inadvertent errors.

2021 LONG-TERM CARE INSURANCE EXPERIENCE REPORTING FORM 2
By COMPANY NAME

| Row Description | Premiums Earned | Incurred Claims | Cal Year of Peak Issues | PCT Male Lives Insured | Average Attained Age | NBR of Lives In-Force End of Year | NBR of Terminations | NBR of New Lives Insured |
|--|-----------------|----------------------------|-------------------------|------------------------|----------------------|-----------------------------------|---------------------|--------------------------|
| Company Name: United Natl Life Ins Co Of Amer | | Company Code: 92703 | | | | | | |
| Primarily 2002 and Prior Issue Years | | | | | | | | |
| 1. Current (Comprehensive) | 0 | 0 | 0 | 0 | 0 | 0 | 0 | 0 |
| 2. Total Inception-to-Date (Comprehensive) | 0 | 0 | 0 | 0 | | | | 0 |
| 3. Current (Institutional Only) | 0 | 0 | 0 | 0 | 0 | 0 | 0 | 0 |
| 4. Total Inception-to-Date (Institutional Only) | 0 | 0 | 0 | 0 | | | | 0 |
| 5. Current (Non-Institutional Only) | 0 | 0 | 0 | 0 | 0 | 0 | 0 | 0 |
| 6. Total Inception-to-Date (Non-Institutional Only) | 0 | 0 | 0 | 0 | | | | 0 |
| 7. Current (Grand Total) | 0 | 0 | 0 | 0 | 0 | 0 | 0 | 0 |
| 8. Total Inception-to-Date (Grand Total) | 0 | 0 | 0 | 0 | | | | 0 |
| Primarily 2003 to 2010 Issue Years | | | | | | | | |
| 9. Current (Comprehensive) | 0 | 0 | 0 | 0 | 0 | 0 | 0 | 0 |
| 10. Total Inception-to-Date (Comprehensive) | 0 | 0 | 0 | 0 | | | | 0 |
| 11. Current (Institutional Only) | 0 | 0 | 0 | 0 | 0 | 0 | 0 | 0 |
| 12. Total Inception-to-Date (Institutional Only) | 0 | 0 | 0 | 0 | | | | 0 |
| 13. Current (Non-Institutional Only) | 6 | 46 | 2004 | 20 | 87 | 5 | 1 | 0 |
| 14. Total Inception-to-Date (Non-Institutional Only) | 298 | 650 | 2004 | 31 | | | | 45 |
| 15. Current (Grand Total) | 6 | 46 | 0 | 0 | 0 | 5 | 1 | 0 |
| 16. Total Inception-to-Date (Grand Total) | 298 | 650 | 0 | 0 | | | | 45 |
| Primarily 2011 and Later Issue Years | | | | | | | | |
| 17. Current (Comprehensive) | 0 | 0 | 0 | 0 | 0 | 0 | 0 | 0 |
| 18. Total Inception-to-Date (Comprehensive) | 0 | 0 | 0 | 0 | | | | 0 |
| 19. Current (Institutional Only) | 0 | 0 | 0 | 0 | 0 | 0 | 0 | 0 |
| 20. Total Inception-to-Date (Institutional Only) | 0 | 0 | 0 | 0 | | | | 0 |
| 21. Current (Non-Institutional Only) | 0 | 0 | 0 | 0 | 0 | 0 | 0 | 0 |
| 22. Total Inception-to-Date (Non-Institutional Only) | 0 | 0 | 0 | 0 | | | | 0 |
| 23. Current (Grand Total) | 0 | 0 | 0 | 0 | 0 | 0 | 0 | 0 |
| 24. Total Inception-to-Date (Grand Total) | 0 | 0 | 0 | 0 | | | | 0 |

CAUTION: The information contained on this page is unaudited and not a complete analysis nor is it an expression of opinion on any insurer. This page may contain inadvertent errors.

2021 LONG-TERM CARE INSURANCE EXPERIENCE REPORTING FORM 2
By COMPANY NAME

| Row Description | Premiums Earned | Incurred Claims | Cal Year of Peak Issues | PCT Male Lives Insured | Average Attained Age | NBR of Lives In-Force End of Year | NBR of Terminations | NBR of New Lives Insured |
|--|-----------------|----------------------------|-------------------------|------------------------|----------------------|-----------------------------------|---------------------|--------------------------|
| Company Name: United Of Omaha Life Ins Co | | Company Code: 69868 | | | | | | |
| Primarily 2002 and Prior Issue Years | | | | | | | | |
| 1. Current (Comprehensive) | 0 | 0 | 0 | 0 | 0 | 0 | 0 | 0 |
| 2. Total Inception-to-Date (Comprehensive) | 0 | 0 | 0 | 0 | | | | 0 |
| 3. Current (Institutional Only) | 0 | 0 | 0 | 0 | 0 | 0 | 0 | 0 |
| 4. Total Inception-to-Date (Institutional Only) | 0 | 0 | 0 | 0 | | | | 0 |
| 5. Current (Non-Institutional Only) | 0 | 0 | 0 | 0 | 0 | 0 | 0 | 0 |
| 6. Total Inception-to-Date (Non-Institutional Only) | 0 | 0 | 0 | 0 | | | | 0 |
| 7. Current (Grand Total) | 0 | 0 | 0 | 0 | 0 | 0 | 0 | 0 |
| 8. Total Inception-to-Date (Grand Total) | 0 | 0 | 0 | 0 | | | | 0 |
| Primarily 2003 to 2010 Issue Years | | | | | | | | |
| 9. Current (Comprehensive) | 39,710 | 9,061 | 2011 | 42 | 71 | 18,735 | 320 | 0 |
| 10. Total Inception-to-Date (Comprehensive) | 501,561 | 55,584 | 2011 | 43 | | | | 25,382 |
| 11. Current (Institutional Only) | 0 | 0 | 0 | 0 | 0 | 0 | 0 | 0 |
| 12. Total Inception-to-Date (Institutional Only) | 0 | 0 | 0 | 0 | | | | 0 |
| 13. Current (Non-Institutional Only) | 0 | 0 | 0 | 0 | 0 | 0 | 0 | 0 |
| 14. Total Inception-to-Date (Non-Institutional Only) | 0 | 0 | 0 | 0 | | | | 0 |
| 15. Current (Grand Total) | 39,710 | 9,061 | 2011 | 42 | 71 | 18,735 | 320 | 0 |
| 16. Total Inception-to-Date (Grand Total) | 501,561 | 55,584 | 2011 | 43 | | | | 25,382 |
| Primarily 2011 and Later Issue Years | | | | | | | | |
| 17. Current (Comprehensive) | 30,672 | 2,980 | 2012 | 41 | 69 | 14,025 | 146 | 0 |
| 18. Total Inception-to-Date (Comprehensive) | 298,848 | 15,185 | 2012 | 42 | | | | 17,394 |
| 19. Current (Institutional Only) | 0 | 0 | 0 | 0 | 0 | 0 | 0 | 0 |
| 20. Total Inception-to-Date (Institutional Only) | 0 | 0 | 0 | 0 | | | | 0 |
| 21. Current (Non-Institutional Only) | 0 | 0 | 0 | 0 | 0 | 0 | 0 | 0 |
| 22. Total Inception-to-Date (Non-Institutional Only) | 0 | 0 | 0 | 0 | | | | 0 |
| 23. Current (Grand Total) | 30,672 | 2,980 | 2012 | 41 | 69 | 14,025 | 146 | 0 |
| 24. Total Inception-to-Date (Grand Total) | 298,848 | 15,185 | 2012 | 42 | | | | 17,394 |

CAUTION: The information contained on this page is unaudited and not a complete analysis nor is it an expression of opinion on any insurer. This page may contain inadvertent errors.

2021 LONG-TERM CARE INSURANCE EXPERIENCE REPORTING FORM 2
By COMPANY NAME

| Row Description | Premiums Earned | Incurred Claims | Cal Year of Peak Issues | PCT Male Lives Insured | Average Attained Age | NBR of Lives In-Force End of Year | NBR of Terminations | NBR of New Lives Insured |
|--|-----------------|----------------------------|-------------------------|------------------------|----------------------|-----------------------------------|---------------------|--------------------------|
| Company Name: United Security Assur Co Of PA | | Company Code: 42129 | | | | | | |
| Primarily 2002 and Prior Issue Years | | | | | | | | |
| 1. Current (Comprehensive) | 2,029 | 3,665 | 1996 | 32 | 81 | 1,405 | 104 | 0 |
| 2. Total Inception-to-Date (Comprehensive) | 55,373 | 86,907 | 1996 | 37 | | | | 4,631 |
| 3. Current (Institutional Only) | 785 | 1,167 | 2002 | 26 | 91 | 560 | 94 | 0 |
| 4. Total Inception-to-Date (Institutional Only) | 29,892 | 66,587 | 2002 | 34 | | | | 14,071 |
| 5. Current (Non-Institutional Only) | 77 | -5 | 2001 | 23 | 87 | 66 | 68 | 0 |
| 6. Total Inception-to-Date (Non-Institutional Only) | 2,918 | 2,744 | 2001 | 34 | | | | 2,335 |
| 7. Current (Grand Total) | 2,891 | 4,827 | 2002 | 37 | 75 | 2,031 | 266 | 0 |
| 8. Total Inception-to-Date (Grand Total) | 88,183 | 156,238 | 2002 | 35 | | | | 21,037 |
| Primarily 2003 to 2010 Issue Years | | | | | | | | |
| 9. Current (Comprehensive) | 3,625 | 3,609 | 2007 | 37 | 81 | 1,664 | 73 | 0 |
| 10. Total Inception-to-Date (Comprehensive) | 90,913 | 60,049 | 2007 | 39 | | | | 4,914 |
| 11. Current (Institutional Only) | 2,044 | 1,988 | 2003 | 33 | 84 | 1,044 | 114 | 0 |
| 12. Total Inception-to-Date (Institutional Only) | 37,696 | 29,897 | 2003 | 35 | | | | 3,960 |
| 13. Current (Non-Institutional Only) | 647 | 185 | 2005 | 27 | 85 | 447 | 212 | 0 |
| 14. Total Inception-to-Date (Non-Institutional Only) | 33,187 | 11,969 | 2005 | 33 | | | | 4,625 |
| 15. Current (Grand Total) | 6,316 | 5,782 | 2005 | 37 | 75 | 3,155 | 399 | 0 |
| 16. Total Inception-to-Date (Grand Total) | 161,796 | 101,915 | 2005 | 36 | | | | 13,499 |
| Primarily 2011 and Later Issue Years | | | | | | | | |
| 17. Current (Comprehensive) | 12,996 | 2,003 | 2014 | 39 | 72 | 4,993 | 243 | 0 |
| 18. Total Inception-to-Date (Comprehensive) | 165,365 | 8,266 | 2014 | 39 | | | | 8,317 |
| 19. Current (Institutional Only) | 1,693 | 211 | 2011 | 44 | 76 | 699 | 24 | 0 |
| 20. Total Inception-to-Date (Institutional Only) | 21,296 | 2,170 | 2011 | 43 | | | | 1,182 |
| 21. Current (Non-Institutional Only) | 304 | 332 | 2011 | 36 | 78 | 244 | 11 | 0 |
| 22. Total Inception-to-Date (Non-Institutional Only) | 9,247 | 1,220 | 2011 | 36 | | | | 639 |
| 23. Current (Grand Total) | 14,993 | 2,546 | 2014 | 37 | 75 | 5,936 | 278 | 0 |
| 24. Total Inception-to-Date (Grand Total) | 195,908 | 11,656 | 2014 | 39 | | | | 10,138 |

CAUTION: The information contained on this page is unaudited and not a complete analysis nor is it an expression of opinion on any insurer. This page may contain inadvertent errors.

2021 LONG-TERM CARE INSURANCE EXPERIENCE REPORTING FORM 2
By COMPANY NAME

| Row Description | Premiums Earned | Incurred Claims | Cal Year of Peak Issues | PCT Male Lives Insured | Average Attained Age | NBR of Lives In-Force End of Year | NBR of Terminations | NBR of New Lives Insured |
|---|-----------------|----------------------------|-------------------------|------------------------|----------------------|-----------------------------------|---------------------|--------------------------|
| Company Name: United States Life Ins Co in the Cit | | Company Code: 70106 | | | | | | |
| Primarily 2002 and Prior Issue Years | | | | | | | | |
| 1. Current (Comprehensive) | 935 | 1,885 | 2001 | 0 | 81 | 310 | 20 | 0 |
| 2. Total Inception-to-Date (Comprehensive) | 35,304 | 42,374 | 2001 | 0 | | | | 989 |
| 3. Current (Institutional Only) | 0 | 0 | 0 | 0 | 0 | 0 | 0 | 0 |
| 4. Total Inception-to-Date (Institutional Only) | 0 | 0 | 0 | 0 | | | | 0 |
| 5. Current (Non-Institutional Only) | 0 | 0 | 0 | 0 | 0 | 0 | 0 | 0 |
| 6. Total Inception-to-Date (Non-Institutional Only) | 0 | 0 | 0 | 0 | | | | 0 |
| 7. Current (Grand Total) | 935 | 1,885 | 2001 | 0 | 81 | 310 | 20 | 0 |
| 8. Total Inception-to-Date (Grand Total) | 35,304 | 42,374 | 2001 | 0 | | | | 989 |
| Primarily 2003 to 2010 Issue Years | | | | | | | | |
| 9. Current (Comprehensive) | 0 | 0 | 0 | 0 | 0 | 0 | 0 | 0 |
| 10. Total Inception-to-Date (Comprehensive) | 0 | 0 | 0 | 0 | | | | 0 |
| 11. Current (Institutional Only) | 0 | 0 | 0 | 0 | 0 | 0 | 0 | 0 |
| 12. Total Inception-to-Date (Institutional Only) | 0 | 0 | 0 | 0 | | | | 0 |
| 13. Current (Non-Institutional Only) | 0 | 0 | 0 | 0 | 0 | 0 | 0 | 0 |
| 14. Total Inception-to-Date (Non-Institutional Only) | 0 | 0 | 0 | 0 | | | | 0 |
| 15. Current (Grand Total) | 0 | 0 | 0 | 0 | 0 | 0 | 0 | 0 |
| 16. Total Inception-to-Date (Grand Total) | 0 | 0 | 0 | 0 | | | | 0 |
| Primarily 2011 and Later Issue Years | | | | | | | | |
| 17. Current (Comprehensive) | 0 | 0 | 0 | 0 | 0 | 0 | 0 | 0 |
| 18. Total Inception-to-Date (Comprehensive) | 0 | 0 | 0 | 0 | | | | 0 |
| 19. Current (Institutional Only) | 0 | 0 | 0 | 0 | 0 | 0 | 0 | 0 |
| 20. Total Inception-to-Date (Institutional Only) | 0 | 0 | 0 | 0 | | | | 0 |
| 21. Current (Non-Institutional Only) | 0 | 0 | 0 | 0 | 0 | 0 | 0 | 0 |
| 22. Total Inception-to-Date (Non-Institutional Only) | 0 | 0 | 0 | 0 | | | | 0 |
| 23. Current (Grand Total) | 0 | 0 | 0 | 0 | 0 | 0 | 0 | 0 |
| 24. Total Inception-to-Date (Grand Total) | 0 | 0 | 0 | 0 | | | | 0 |

CAUTION: The information contained on this page is unaudited and not a complete analysis nor is it an expression of opinion on any insurer. This page may contain inadvertent errors.

2021 LONG-TERM CARE INSURANCE EXPERIENCE REPORTING FORM 2
By COMPANY NAME

| Row Description | Premiums Earned | Incurred Claims | Cal Year of Peak Issues | PCT Male Lives Insured | Average Attained Age | NBR of Lives In-Force End of Year | NBR of Terminations | NBR of New Lives Insured |
|--|-----------------|----------------------------|-------------------------|------------------------|----------------------|-----------------------------------|---------------------|--------------------------|
| Company Name: UnitedHealthcare Ins Co | | Company Code: 79413 | | | | | | |
| Primarily 2002 and Prior Issue Years | | | | | | | | |
| 1. Current (Comprehensive) | 0 | 0 | 0 | 0 | 0 | 0 | 0 | 0 |
| 2. Total Inception-to-Date (Comprehensive) | 0 | 0 | 0 | 0 | | | | 0 |
| 3. Current (Institutional Only) | 0 | 0 | 0 | 0 | 0 | 0 | 0 | 0 |
| 4. Total Inception-to-Date (Institutional Only) | 0 | 0 | 0 | 0 | | | | 0 |
| 5. Current (Non-Institutional Only) | 0 | 0 | 0 | 0 | 0 | 0 | 0 | 0 |
| 6. Total Inception-to-Date (Non-Institutional Only) | 0 | 0 | 0 | 0 | | | | 0 |
| 7. Current (Grand Total) | 0 | 0 | 0 | 0 | 0 | 0 | 0 | 0 |
| 8. Total Inception-to-Date (Grand Total) | 0 | 0 | 0 | 0 | | | | 0 |
| Primarily 2003 to 2010 Issue Years | | | | | | | | |
| 9. Current (Comprehensive) | 14 | 0 | 0 | 55 | 75 | 11 | 0 | 0 |
| 10. Total Inception-to-Date (Comprehensive) | 148 | 0 | 0 | 65 | | | | 0 |
| 11. Current (Institutional Only) | 0 | 0 | 0 | 0 | 0 | 0 | 0 | 0 |
| 12. Total Inception-to-Date (Institutional Only) | 0 | 0 | 0 | 0 | | | | 0 |
| 13. Current (Non-Institutional Only) | 0 | 0 | 0 | 0 | 0 | 0 | 0 | 0 |
| 14. Total Inception-to-Date (Non-Institutional Only) | 0 | 0 | 0 | 0 | | | | 0 |
| 15. Current (Grand Total) | 14 | 0 | 0 | 0 | 0 | 11 | 0 | 0 |
| 16. Total Inception-to-Date (Grand Total) | 148 | 0 | 0 | 0 | | | | 0 |
| Primarily 2011 and Later Issue Years | | | | | | | | |
| 17. Current (Comprehensive) | 0 | 0 | 0 | 0 | 0 | 0 | 0 | 0 |
| 18. Total Inception-to-Date (Comprehensive) | 0 | 0 | 0 | 0 | | | | 0 |
| 19. Current (Institutional Only) | 0 | 0 | 0 | 0 | 0 | 0 | 0 | 0 |
| 20. Total Inception-to-Date (Institutional Only) | 0 | 0 | 0 | 0 | | | | 0 |
| 21. Current (Non-Institutional Only) | 0 | 0 | 0 | 0 | 0 | 0 | 0 | 0 |
| 22. Total Inception-to-Date (Non-Institutional Only) | 0 | 0 | 0 | 0 | | | | 0 |
| 23. Current (Grand Total) | 0 | 0 | 0 | 0 | 0 | 0 | 0 | 0 |
| 24. Total Inception-to-Date (Grand Total) | 0 | 0 | 0 | 0 | | | | 0 |

CAUTION: The information contained on this page is unaudited and not a complete analysis nor is it an expression of opinion on any insurer. This page may contain inadvertent errors.

2021 LONG-TERM CARE INSURANCE EXPERIENCE REPORTING FORM 2
By COMPANY NAME

| Row Description | Premiums Earned | Incurred Claims | Cal Year of Peak Issues | PCT Male Lives Insured | Average Attained Age | NBR of Lives In-Force End of Year | NBR of Terminations | NBR of New Lives Insured |
|--|-----------------|----------------------------|-------------------------|------------------------|----------------------|-----------------------------------|---------------------|--------------------------|
| Company Name: Unum Life Ins Co Of Amer | | Company Code: 62235 | | | | | | |
| Primarily 2002 and Prior Issue Years | | | | | | | | |
| 1. Current (Comprehensive) | 183,956 | 540,360 | 2002 | 40 | 77 | 89,549 | 3,661 | 0 |
| 2. Total Inception-to-Date (Comprehensive) | 5,981,857 | 4,926,545 | 2002 | 42 | | | | 234,695 |
| 3. Current (Institutional Only) | 0 | 0 | 0 | 0 | 0 | 0 | 0 | 0 |
| 4. Total Inception-to-Date (Institutional Only) | 0 | 0 | 0 | 0 | | | | 0 |
| 5. Current (Non-Institutional Only) | 0 | 0 | 0 | 0 | 0 | 0 | 0 | 0 |
| 6. Total Inception-to-Date (Non-Institutional Only) | 0 | 0 | 0 | 0 | | | | 0 |
| 7. Current (Grand Total) | 183,956 | 540,360 | 2002 | 40 | 77 | 89,549 | 3,661 | 0 |
| 8. Total Inception-to-Date (Grand Total) | 5,981,857 | 4,926,545 | 2002 | 42 | | | | 234,695 |
| Primarily 2003 to 2010 Issue Years | | | | | | | | |
| 9. Current (Comprehensive) | 7,118 | 17,945 | 2004 | 43 | 70 | 3,411 | 74 | 0 |
| 10. Total Inception-to-Date (Comprehensive) | 78,369 | 60,542 | 2004 | 42 | | | | 8,087 |
| 11. Current (Institutional Only) | 0 | 0 | 0 | 0 | 0 | 0 | 0 | 0 |
| 12. Total Inception-to-Date (Institutional Only) | 0 | 0 | 0 | 0 | | | | 0 |
| 13. Current (Non-Institutional Only) | 0 | 0 | 0 | 0 | 0 | 0 | 0 | 0 |
| 14. Total Inception-to-Date (Non-Institutional Only) | 0 | 0 | 0 | 0 | | | | 0 |
| 15. Current (Grand Total) | 7,118 | 17,945 | 2004 | 43 | 70 | 3,411 | 74 | 0 |
| 16. Total Inception-to-Date (Grand Total) | 78,369 | 60,542 | 2004 | 42 | | | | 8,087 |
| Primarily 2011 and Later Issue Years | | | | | | | | |
| 17. Current (Comprehensive) | 2 | 0 | 2012 | 0 | 52 | 2 | 0 | 0 |
| 18. Total Inception-to-Date (Comprehensive) | 658 | 557 | 2013 | 33 | | | | 15 |
| 19. Current (Institutional Only) | 0 | 0 | 0 | 0 | 0 | 0 | 0 | 0 |
| 20. Total Inception-to-Date (Institutional Only) | 0 | 0 | 0 | 0 | | | | 0 |
| 21. Current (Non-Institutional Only) | 0 | 0 | 0 | 0 | 0 | 0 | 0 | 0 |
| 22. Total Inception-to-Date (Non-Institutional Only) | 0 | 0 | 0 | 0 | | | | 0 |
| 23. Current (Grand Total) | 2 | 0 | 2012 | 0 | 52 | 2 | 0 | 0 |
| 24. Total Inception-to-Date (Grand Total) | 658 | 557 | 2013 | 33 | | | | 15 |

CAUTION: The information contained on this page is unaudited and not a complete analysis nor is it an expression of opinion on any insurer. This page may contain inadvertent errors.

2021 LONG-TERM CARE INSURANCE EXPERIENCE REPORTING FORM 2
By COMPANY NAME

| Row Description | Premiums Earned | Incurred Claims | Cal Year of Peak Issues | PCT Male Lives Insured | Average Attained Age | NBR of Lives In-Force End of Year | NBR of Terminations | NBR of New Lives Insured |
|--|-----------------|----------------------------|-------------------------|------------------------|----------------------|-----------------------------------|---------------------|--------------------------|
| Company Name: US Br Sun Life Assur Co of Canada | | Company Code: 80802 | | | | | | |
| Primarily 2002 and Prior Issue Years | | | | | | | | |
| 1. Current (Comprehensive) | 0 | 0 | 0 | 0 | 0 | 0 | 0 | 0 |
| 2. Total Inception-to-Date (Comprehensive) | 0 | 0 | 0 | 0 | | | | 0 |
| 3. Current (Institutional Only) | 0 | 0 | 0 | 0 | 0 | 0 | 0 | 0 |
| 4. Total Inception-to-Date (Institutional Only) | 0 | 0 | 0 | 0 | | | | 0 |
| 5. Current (Non-Institutional Only) | 0 | 0 | 0 | 0 | 0 | 0 | 0 | 0 |
| 6. Total Inception-to-Date (Non-Institutional Only) | 0 | 0 | 0 | 0 | | | | 0 |
| 7. Current (Grand Total) | 0 | 0 | 0 | 0 | 0 | 0 | 0 | 0 |
| 8. Total Inception-to-Date (Grand Total) | 0 | 0 | 0 | 0 | | | | 0 |
| Primarily 2003 to 2010 Issue Years | | | | | | | | |
| 9. Current (Comprehensive) | 0 | 0 | 0 | 0 | 0 | 0 | 0 | 0 |
| 10. Total Inception-to-Date (Comprehensive) | 0 | 0 | 0 | 0 | | | | 0 |
| 11. Current (Institutional Only) | 0 | 0 | 0 | 0 | 0 | 0 | 0 | 0 |
| 12. Total Inception-to-Date (Institutional Only) | 0 | 0 | 0 | 0 | | | | 0 |
| 13. Current (Non-Institutional Only) | 0 | 0 | 0 | 0 | 0 | 0 | 0 | 0 |
| 14. Total Inception-to-Date (Non-Institutional Only) | 0 | 0 | 0 | 0 | | | | 0 |
| 15. Current (Grand Total) | 0 | 0 | 0 | 0 | 0 | 0 | 0 | 0 |
| 16. Total Inception-to-Date (Grand Total) | 0 | 0 | 0 | 0 | | | | 0 |
| Primarily 2011 and Later Issue Years | | | | | | | | |
| 17. Current (Comprehensive) | 0 | 0 | 0 | 0 | 0 | 0 | 0 | 0 |
| 18. Total Inception-to-Date (Comprehensive) | 0 | 0 | 0 | 0 | | | | 0 |
| 19. Current (Institutional Only) | 0 | 0 | 0 | 0 | 0 | 0 | 0 | 0 |
| 20. Total Inception-to-Date (Institutional Only) | 0 | 0 | 0 | 0 | | | | 0 |
| 21. Current (Non-Institutional Only) | 0 | 0 | 0 | 0 | 0 | 0 | 0 | 0 |
| 22. Total Inception-to-Date (Non-Institutional Only) | 0 | 0 | 0 | 0 | | | | 0 |
| 23. Current (Grand Total) | 0 | 0 | 0 | 0 | 0 | 0 | 0 | 0 |
| 24. Total Inception-to-Date (Grand Total) | 0 | 0 | 0 | 0 | | | | 0 |

CAUTION: The information contained on this page is unaudited and not a complete analysis nor is it an expression of opinion on any insurer. This page may contain inadvertent errors.

2021 LONG-TERM CARE INSURANCE EXPERIENCE REPORTING FORM 2
By COMPANY NAME

| Row Description | Premiums Earned | Incurred Claims | Cal Year of Peak Issues | PCT Male Lives Insured | Average Attained Age | NBR of Lives In-Force End of Year | NBR of Terminations | NBR of New Lives Insured |
|--|-----------------|----------------------------|-------------------------|------------------------|----------------------|-----------------------------------|---------------------|--------------------------|
| Company Name: UTIC Ins Co | | Company Code: 81531 | | | | | | |
| Primarily 2002 and Prior Issue Years | | | | | | | | |
| 1. Current (Comprehensive) | 0 | 0 | 0 | 0 | 0 | 0 | 0 | 0 |
| 2. Total Inception-to-Date (Comprehensive) | 0 | 0 | 0 | 0 | | | | 0 |
| 3. Current (Institutional Only) | 0 | 0 | 0 | 0 | 0 | 0 | 0 | 0 |
| 4. Total Inception-to-Date (Institutional Only) | 0 | 0 | 0 | 0 | | | | 0 |
| 5. Current (Non-Institutional Only) | 0 | 0 | 0 | 0 | 0 | 0 | 0 | 0 |
| 6. Total Inception-to-Date (Non-Institutional Only) | 0 | 0 | 0 | 0 | | | | 0 |
| 7. Current (Grand Total) | 0 | 0 | 0 | 0 | 0 | 0 | 0 | 0 |
| 8. Total Inception-to-Date (Grand Total) | 0 | 0 | 0 | 0 | | | | 0 |
| Primarily 2003 to 2010 Issue Years | | | | | | | | |
| 9. Current (Comprehensive) | 0 | 0 | 0 | 0 | 0 | 0 | 0 | 0 |
| 10. Total Inception-to-Date (Comprehensive) | 0 | 0 | 0 | 0 | | | | 0 |
| 11. Current (Institutional Only) | 0 | 0 | 0 | 0 | 0 | 0 | 0 | 0 |
| 12. Total Inception-to-Date (Institutional Only) | 0 | 0 | 0 | 0 | | | | 0 |
| 13. Current (Non-Institutional Only) | 0 | 0 | 0 | 0 | 0 | 0 | 0 | 0 |
| 14. Total Inception-to-Date (Non-Institutional Only) | 0 | 0 | 0 | 0 | | | | 0 |
| 15. Current (Grand Total) | 0 | 0 | 0 | 0 | 0 | 0 | 0 | 0 |
| 16. Total Inception-to-Date (Grand Total) | 0 | 0 | 0 | 0 | | | | 0 |
| Primarily 2011 and Later Issue Years | | | | | | | | |
| 17. Current (Comprehensive) | 0 | 0 | 0 | 0 | 0 | 0 | 0 | 0 |
| 18. Total Inception-to-Date (Comprehensive) | 0 | 0 | 0 | 0 | | | | 0 |
| 19. Current (Institutional Only) | 0 | 0 | 0 | 0 | 0 | 0 | 0 | 0 |
| 20. Total Inception-to-Date (Institutional Only) | 0 | 0 | 0 | 0 | | | | 0 |
| 21. Current (Non-Institutional Only) | 0 | 0 | 0 | 0 | 0 | 0 | 0 | 0 |
| 22. Total Inception-to-Date (Non-Institutional Only) | 0 | 0 | 0 | 0 | | | | 0 |
| 23. Current (Grand Total) | 0 | 0 | 0 | 0 | 0 | 0 | 0 | 0 |
| 24. Total Inception-to-Date (Grand Total) | 0 | 0 | 0 | 0 | | | | 0 |

CAUTION: The information contained on this page is unaudited and not a complete analysis nor is it an expression of opinion on any insurer. This page may contain inadvertent errors.

2021 LONG-TERM CARE INSURANCE EXPERIENCE REPORTING FORM 2
By COMPANY NAME

| Row Description | Premiums Earned | Incurred Claims | Cal Year of Peak Issues | PCT Male Lives Insured | Average Attained Age | NBR of Lives In-Force End of Year | NBR of Terminations | NBR of New Lives Insured |
|---|-----------------|----------------------------|-------------------------|------------------------|----------------------|-----------------------------------|---------------------|--------------------------|
| Company Name: Voya Retirement Ins & Ann Co | | Company Code: 86509 | | | | | | |
| Primarily 2002 and Prior Issue Years | | | | | | | | |
| 1. Current (Comprehensive) | 26 | 38 | 1988 | 32 | 80 | 38 | 7 | 0 |
| 2. Total Inception-to-Date (Comprehensive) | 10,267 | 11,611 | 1987 | 42 | | | | 899 |
| 3. Current (Institutional Only) | 0 | 0 | 0 | 0 | 0 | 0 | 0 | 0 |
| 4. Total Inception-to-Date (Institutional Only) | 0 | 0 | 0 | 0 | | | | 0 |
| 5. Current (Non-Institutional Only) | 0 | 0 | 0 | 0 | 0 | 0 | 0 | 0 |
| 6. Total Inception-to-Date (Non-Institutional Only) | 0 | 0 | 0 | 0 | | | | 0 |
| 7. Current (Grand Total) | 26 | 38 | 0 | 0 | 0 | 38 | 7 | 0 |
| 8. Total Inception-to-Date (Grand Total) | 10,267 | 11,611 | 0 | 0 | | | | 899 |
| Primarily 2003 to 2010 Issue Years | | | | | | | | |
| 9. Current (Comprehensive) | 0 | 0 | 0 | 0 | 0 | 0 | 0 | 0 |
| 10. Total Inception-to-Date (Comprehensive) | 0 | 0 | 0 | 0 | | | | 0 |
| 11. Current (Institutional Only) | 0 | 0 | 0 | 0 | 0 | 0 | 0 | 0 |
| 12. Total Inception-to-Date (Institutional Only) | 0 | 0 | 0 | 0 | | | | 0 |
| 13. Current (Non-Institutional Only) | 0 | 0 | 0 | 0 | 0 | 0 | 0 | 0 |
| 14. Total Inception-to-Date (Non-Institutional Only) | 0 | 0 | 0 | 0 | | | | 0 |
| 15. Current (Grand Total) | 0 | 0 | 0 | 0 | 0 | 0 | 0 | 0 |
| 16. Total Inception-to-Date (Grand Total) | 0 | 0 | 0 | 0 | | | | 0 |
| Primarily 2011 and Later Issue Years | | | | | | | | |
| 17. Current (Comprehensive) | 0 | 0 | 0 | 0 | 0 | 0 | 0 | 0 |
| 18. Total Inception-to-Date (Comprehensive) | 0 | 0 | 0 | 0 | | | | 0 |
| 19. Current (Institutional Only) | 0 | 0 | 0 | 0 | 0 | 0 | 0 | 0 |
| 20. Total Inception-to-Date (Institutional Only) | 0 | 0 | 0 | 0 | | | | 0 |
| 21. Current (Non-Institutional Only) | 0 | 0 | 0 | 0 | 0 | 0 | 0 | 0 |
| 22. Total Inception-to-Date (Non-Institutional Only) | 0 | 0 | 0 | 0 | | | | 0 |
| 23. Current (Grand Total) | 0 | 0 | 0 | 0 | 0 | 0 | 0 | 0 |
| 24. Total Inception-to-Date (Grand Total) | 0 | 0 | 0 | 0 | | | | 0 |

CAUTION: The information contained on this page is unaudited and not a complete analysis nor is it an expression of opinion on any insurer. This page may contain inadvertent errors.

2021 LONG-TERM CARE INSURANCE EXPERIENCE REPORTING FORM 2
By COMPANY NAME

| Row Description | Premiums Earned | Incurred Claims | Cal Year of Peak Issues | PCT Male Lives Insured | Average Attained Age | NBR of Lives In-Force End of Year | NBR of Terminations | NBR of New Lives Insured |
|--|-----------------|----------------------------|-------------------------|------------------------|----------------------|-----------------------------------|---------------------|--------------------------|
| Company Name: Washington Natl Ins Co | | Company Code: 70319 | | | | | | |
| Primarily 2002 and Prior Issue Years | | | | | | | | |
| 1. Current (Comprehensive) | 3,080 | 5,134 | 1999 | 28 | 85 | 1,611 | 181 | 0 |
| 2. Total Inception-to-Date (Comprehensive) | 237,657 | 319,037 | 1999 | 34 | | | | 6,124 |
| 3. Current (Institutional Only) | 905 | 566 | 1999 | 27 | 88 | 536 | 73 | 0 |
| 4. Total Inception-to-Date (Institutional Only) | 38,793 | 51,536 | 1996 | 32 | | | | 3,200 |
| 5. Current (Non-Institutional Only) | 648 | 436 | 1996 | 17 | 92 | 753 | 174 | 0 |
| 6. Total Inception-to-Date (Non-Institutional Only) | 200,015 | 382,884 | 1996 | 27 | | | | 7,817 |
| 7. Current (Grand Total) | 4,633 | 6,136 | 1996 | 25 | 87 | 2,900 | 428 | 0 |
| 8. Total Inception-to-Date (Grand Total) | 476,465 | 753,456 | 1996 | 31 | | | | 17,141 |
| Primarily 2003 to 2010 Issue Years | | | | | | | | |
| 9. Current (Comprehensive) | 222 | 361 | 2003 | 30 | 81 | 146 | 10 | 0 |
| 10. Total Inception-to-Date (Comprehensive) | 12,132 | 16,354 | 2003 | 32 | | | | 309 |
| 11. Current (Institutional Only) | 80 | -75 | 2003 | 38 | 84 | 56 | 10 | 0 |
| 12. Total Inception-to-Date (Institutional Only) | 2,022 | 2,738 | 2003 | 36 | | | | 160 |
| 13. Current (Non-Institutional Only) | 0 | 0 | 0 | 0 | 0 | 0 | 0 | 0 |
| 14. Total Inception-to-Date (Non-Institutional Only) | 0 | 0 | 0 | 0 | | | | 0 |
| 15. Current (Grand Total) | 302 | 286 | 2003 | 32 | 82 | 202 | 20 | 0 |
| 16. Total Inception-to-Date (Grand Total) | 14,153 | 19,092 | 2003 | 34 | | | | 469 |
| Primarily 2011 and Later Issue Years | | | | | | | | |
| 17. Current (Comprehensive) | 0 | 0 | 0 | 0 | 0 | 0 | 0 | 0 |
| 18. Total Inception-to-Date (Comprehensive) | 0 | 0 | 0 | 0 | | | | 0 |
| 19. Current (Institutional Only) | 0 | 0 | 0 | 0 | 0 | 0 | 0 | 0 |
| 20. Total Inception-to-Date (Institutional Only) | 0 | 0 | 0 | 0 | | | | 0 |
| 21. Current (Non-Institutional Only) | 0 | 0 | 0 | 0 | 0 | 0 | 0 | 0 |
| 22. Total Inception-to-Date (Non-Institutional Only) | 0 | 0 | 0 | 0 | | | | 0 |
| 23. Current (Grand Total) | 0 | 0 | 0 | 0 | 0 | 0 | 0 | 0 |
| 24. Total Inception-to-Date (Grand Total) | 0 | 0 | 0 | 0 | | | | 0 |

CAUTION: The information contained on this page is unaudited and not a complete analysis nor is it an expression of opinion on any insurer. This page may contain inadvertent errors.

2021 LONG-TERM CARE INSURANCE EXPERIENCE REPORTING FORM 2
By COMPANY NAME

| Row Description | Premiums Earned | Incurred Claims | Cal Year of Peak Issues | PCT Male Lives Insured | Average Attained Age | NBR of Lives In-Force End of Year | NBR of Terminations | NBR of New Lives Insured |
|--|-----------------|----------------------------|-------------------------|------------------------|----------------------|-----------------------------------|---------------------|--------------------------|
| Company Name: Wea Ins Corp | | Company Code: 72273 | | | | | | |
| Primarily 2002 and Prior Issue Years | | | | | | | | |
| 1. Current (Comprehensive) | 0 | 0 | 0 | 0 | 0 | 0 | 0 | 0 |
| 2. Total Inception-to-Date (Comprehensive) | 0 | 0 | 0 | 0 | | | | 0 |
| 3. Current (Institutional Only) | 0 | 0 | 0 | 0 | 0 | 0 | 0 | 0 |
| 4. Total Inception-to-Date (Institutional Only) | 0 | 0 | 0 | 0 | | | | 0 |
| 5. Current (Non-Institutional Only) | 0 | 0 | 0 | 0 | 0 | 0 | 0 | 0 |
| 6. Total Inception-to-Date (Non-Institutional Only) | 0 | 0 | 0 | 0 | | | | 0 |
| 7. Current (Grand Total) | 0 | 0 | 0 | 0 | 0 | 0 | 0 | 0 |
| 8. Total Inception-to-Date (Grand Total) | 0 | 0 | 0 | 0 | | | | 0 |
| Primarily 2003 to 2010 Issue Years | | | | | | | | |
| 9. Current (Comprehensive) | 115 | 0 | 2006 | 48 | 73 | 63 | 0 | 0 |
| 10. Total Inception-to-Date (Comprehensive) | 1,846 | 1 | 2006 | 46 | | | | 71 |
| 11. Current (Institutional Only) | 0 | 0 | 0 | 0 | 0 | 0 | 0 | 0 |
| 12. Total Inception-to-Date (Institutional Only) | 0 | 0 | 0 | 0 | | | | 0 |
| 13. Current (Non-Institutional Only) | 0 | 0 | 0 | 0 | 0 | 0 | 0 | 0 |
| 14. Total Inception-to-Date (Non-Institutional Only) | 0 | 0 | 0 | 0 | | | | 0 |
| 15. Current (Grand Total) | 115 | 0 | 2006 | 48 | 73 | 63 | 0 | 0 |
| 16. Total Inception-to-Date (Grand Total) | 1,846 | 1 | 2006 | 46 | | | | 71 |
| Primarily 2011 and Later Issue Years | | | | | | | | |
| 17. Current (Comprehensive) | 0 | 0 | 0 | 0 | 0 | 0 | 0 | 0 |
| 18. Total Inception-to-Date (Comprehensive) | 0 | 0 | 0 | 0 | | | | 0 |
| 19. Current (Institutional Only) | 0 | 0 | 0 | 0 | 0 | 0 | 0 | 0 |
| 20. Total Inception-to-Date (Institutional Only) | 0 | 0 | 0 | 0 | | | | 0 |
| 21. Current (Non-Institutional Only) | 0 | 0 | 0 | 0 | 0 | 0 | 0 | 0 |
| 22. Total Inception-to-Date (Non-Institutional Only) | 0 | 0 | 0 | 0 | | | | 0 |
| 23. Current (Grand Total) | 0 | 0 | 0 | 0 | 0 | 0 | 0 | 0 |
| 24. Total Inception-to-Date (Grand Total) | 0 | 0 | 0 | 0 | | | | 0 |

CAUTION: The information contained on this page is unaudited and not a complete analysis nor is it an expression of opinion on any insurer. This page may contain inadvertent errors.

2021 LONG-TERM CARE INSURANCE EXPERIENCE REPORTING FORM 2
By COMPANY NAME

| Row Description | Premiums Earned | Incurred Claims | Cal Year of Peak Issues | PCT Male Lives Insured | Average Attained Age | NBR of Lives In-Force End of Year | NBR of Terminations | NBR of New Lives Insured |
|--|-----------------|----------------------------|-------------------------|------------------------|----------------------|-----------------------------------|---------------------|--------------------------|
| Company Name: West Coast Life Ins Co | | Company Code: 70335 | | | | | | |
| Primarily 2002 and Prior Issue Years | | | | | | | | |
| 1. Current (Comprehensive) | 1 | 239 | 2002 | 67 | 81 | 3 | 0 | 0 |
| 2. Total Inception-to-Date (Comprehensive) | 125 | 244 | 2002 | 36 | | | | 14 |
| 3. Current (Institutional Only) | 0 | 0 | 0 | 0 | 0 | 0 | 0 | 0 |
| 4. Total Inception-to-Date (Institutional Only) | 0 | 0 | 0 | 0 | | | | 0 |
| 5. Current (Non-Institutional Only) | 0 | 0 | 0 | 0 | 0 | 0 | 0 | 0 |
| 6. Total Inception-to-Date (Non-Institutional Only) | 0 | 0 | 0 | 0 | | | | 0 |
| 7. Current (Grand Total) | 1 | 239 | 2002 | 67 | 81 | 3 | 0 | 0 |
| 8. Total Inception-to-Date (Grand Total) | 125 | 244 | 2002 | 36 | | | | 14 |
| Primarily 2003 to 2010 Issue Years | | | | | | | | |
| 9. Current (Comprehensive) | 0 | 0 | 0 | 0 | 0 | 0 | 0 | 0 |
| 10. Total Inception-to-Date (Comprehensive) | 0 | 0 | 0 | 0 | | | | 0 |
| 11. Current (Institutional Only) | 0 | 0 | 0 | 0 | 0 | 0 | 0 | 0 |
| 12. Total Inception-to-Date (Institutional Only) | 0 | 0 | 0 | 0 | | | | 0 |
| 13. Current (Non-Institutional Only) | 0 | 0 | 0 | 0 | 0 | 0 | 0 | 0 |
| 14. Total Inception-to-Date (Non-Institutional Only) | 0 | 0 | 0 | 0 | | | | 0 |
| 15. Current (Grand Total) | 0 | 0 | 0 | 0 | 0 | 0 | 0 | 0 |
| 16. Total Inception-to-Date (Grand Total) | 0 | 0 | 0 | 0 | | | | 0 |
| Primarily 2011 and Later Issue Years | | | | | | | | |
| 17. Current (Comprehensive) | 0 | 0 | 0 | 0 | 0 | 0 | 0 | 0 |
| 18. Total Inception-to-Date (Comprehensive) | 0 | 0 | 0 | 0 | | | | 0 |
| 19. Current (Institutional Only) | 0 | 0 | 0 | 0 | 0 | 0 | 0 | 0 |
| 20. Total Inception-to-Date (Institutional Only) | 0 | 0 | 0 | 0 | | | | 0 |
| 21. Current (Non-Institutional Only) | 0 | 0 | 0 | 0 | 0 | 0 | 0 | 0 |
| 22. Total Inception-to-Date (Non-Institutional Only) | 0 | 0 | 0 | 0 | | | | 0 |
| 23. Current (Grand Total) | 0 | 0 | 0 | 0 | 0 | 0 | 0 | 0 |
| 24. Total Inception-to-Date (Grand Total) | 0 | 0 | 0 | 0 | | | | 0 |

CAUTION: The information contained on this page is unaudited and not a complete analysis nor is it an expression of opinion on any insurer. This page may contain inadvertent errors.

2021 LONG-TERM CARE INSURANCE EXPERIENCE REPORTING FORM 2
By COMPANY NAME

| Row Description | Premiums Earned | Incurred Claims | Cal Year of Peak Issues | PCT Male Lives Insured | Average Attained Age | NBR of Lives In-Force End of Year | NBR of Terminations | NBR of New Lives Insured |
|--|-----------------|----------------------------|-------------------------|------------------------|----------------------|-----------------------------------|---------------------|--------------------------|
| Company Name: Westlake Specialty Ins Co | | Company Code: 17006 | | | | | | |
| Primarily 2002 and Prior Issue Years | | | | | | | | |
| 1. Current (Comprehensive) | 0 | 0 | 0 | 0 | 0 | 0 | 0 | 0 |
| 2. Total Inception-to-Date (Comprehensive) | 0 | 0 | 0 | 0 | | | | 0 |
| 3. Current (Institutional Only) | 0 | 0 | 0 | 0 | 0 | 0 | 0 | 0 |
| 4. Total Inception-to-Date (Institutional Only) | 0 | 0 | 0 | 0 | | | | 0 |
| 5. Current (Non-Institutional Only) | 0 | 0 | 0 | 0 | 0 | 0 | 0 | 0 |
| 6. Total Inception-to-Date (Non-Institutional Only) | 0 | 0 | 0 | 0 | | | | 0 |
| 7. Current (Grand Total) | 0 | 0 | 0 | 0 | 0 | 0 | 0 | 0 |
| 8. Total Inception-to-Date (Grand Total) | 0 | 0 | 0 | 0 | | | | 0 |
| Primarily 2003 to 2010 Issue Years | | | | | | | | |
| 9. Current (Comprehensive) | 0 | 0 | 0 | 0 | 0 | 0 | 0 | 0 |
| 10. Total Inception-to-Date (Comprehensive) | 0 | 0 | 0 | 0 | | | | 0 |
| 11. Current (Institutional Only) | 0 | 0 | 0 | 0 | 0 | 0 | 0 | 0 |
| 12. Total Inception-to-Date (Institutional Only) | 0 | 0 | 0 | 0 | | | | 0 |
| 13. Current (Non-Institutional Only) | 0 | 0 | 0 | 0 | 0 | 0 | 0 | 0 |
| 14. Total Inception-to-Date (Non-Institutional Only) | 0 | 0 | 0 | 0 | | | | 0 |
| 15. Current (Grand Total) | 0 | 0 | 0 | 0 | 0 | 0 | 0 | 0 |
| 16. Total Inception-to-Date (Grand Total) | 0 | 0 | 0 | 0 | | | | 0 |
| Primarily 2011 and Later Issue Years | | | | | | | | |
| 17. Current (Comprehensive) | 0 | 0 | 0 | 0 | 0 | 0 | 0 | 0 |
| 18. Total Inception-to-Date (Comprehensive) | 0 | 0 | 0 | 0 | | | | 0 |
| 19. Current (Institutional Only) | 0 | 0 | 0 | 0 | 0 | 0 | 0 | 0 |
| 20. Total Inception-to-Date (Institutional Only) | 0 | 0 | 0 | 0 | | | | 0 |
| 21. Current (Non-Institutional Only) | 0 | 0 | 0 | 0 | 0 | 0 | 0 | 0 |
| 22. Total Inception-to-Date (Non-Institutional Only) | 0 | 0 | 0 | 0 | | | | 0 |
| 23. Current (Grand Total) | 0 | 0 | 0 | 0 | 0 | 0 | 0 | 0 |
| 24. Total Inception-to-Date (Grand Total) | 0 | 0 | 0 | 0 | | | | 0 |

CAUTION: The information contained on this page is unaudited and not a complete analysis nor is it an expression of opinion on any insurer. This page may contain inadvertent errors.

2021 LONG-TERM CARE INSURANCE EXPERIENCE REPORTING FORM 2
By COMPANY NAME

| Row Description | Premiums Earned | Incurred Claims | Cal Year of Peak Issues | PCT Male Lives Insured | Average Attained Age | NBR of Lives In-Force End of Year | NBR of Terminations | NBR of New Lives Insured |
|--|-----------------|----------------------------|-------------------------|------------------------|----------------------|-----------------------------------|---------------------|--------------------------|
| Company Name: Wilmington Ins Co | | Company Code: 30155 | | | | | | |
| Primarily 2002 and Prior Issue Years | | | | | | | | |
| 1. Current (Comprehensive) | 0 | 0 | 0 | 0 | 0 | 0 | 0 | 0 |
| 2. Total Inception-to-Date (Comprehensive) | 0 | 0 | 0 | 0 | | | | 0 |
| 3. Current (Institutional Only) | 0 | 0 | 0 | 0 | 0 | 0 | 0 | 0 |
| 4. Total Inception-to-Date (Institutional Only) | 0 | 0 | 0 | 0 | | | | 0 |
| 5. Current (Non-Institutional Only) | 0 | 0 | 0 | 0 | 0 | 0 | 0 | 0 |
| 6. Total Inception-to-Date (Non-Institutional Only) | 0 | 0 | 0 | 0 | | | | 0 |
| 7. Current (Grand Total) | 0 | 0 | 0 | 0 | 0 | 0 | 0 | 0 |
| 8. Total Inception-to-Date (Grand Total) | 0 | 0 | 0 | 0 | | | | 0 |
| Primarily 2003 to 2010 Issue Years | | | | | | | | |
| 9. Current (Comprehensive) | 0 | 0 | 0 | 0 | 0 | 0 | 0 | 0 |
| 10. Total Inception-to-Date (Comprehensive) | 0 | 0 | 0 | 0 | | | | 0 |
| 11. Current (Institutional Only) | 0 | 0 | 0 | 0 | 0 | 0 | 0 | 0 |
| 12. Total Inception-to-Date (Institutional Only) | 0 | 0 | 0 | 0 | | | | 0 |
| 13. Current (Non-Institutional Only) | 0 | 0 | 0 | 0 | 0 | 0 | 0 | 0 |
| 14. Total Inception-to-Date (Non-Institutional Only) | 0 | 0 | 0 | 0 | | | | 0 |
| 15. Current (Grand Total) | 0 | 0 | 0 | 0 | 0 | 0 | 0 | 0 |
| 16. Total Inception-to-Date (Grand Total) | 0 | 0 | 0 | 0 | | | | 0 |
| Primarily 2011 and Later Issue Years | | | | | | | | |
| 17. Current (Comprehensive) | 360 | 32 | 2012 | 29 | 71 | 282 | 8 | 0 |
| 18. Total Inception-to-Date (Comprehensive) | 3,553 | 404 | 2012 | 30 | | | | 379 |
| 19. Current (Institutional Only) | 0 | 0 | 0 | 0 | 0 | 0 | 0 | 0 |
| 20. Total Inception-to-Date (Institutional Only) | 0 | 0 | 0 | 0 | | | | 0 |
| 21. Current (Non-Institutional Only) | 0 | 0 | 0 | 0 | 0 | 0 | 0 | 0 |
| 22. Total Inception-to-Date (Non-Institutional Only) | 0 | 0 | 0 | 0 | | | | 0 |
| 23. Current (Grand Total) | 360 | 32 | 2012 | 29 | 71 | 282 | 8 | 0 |
| 24. Total Inception-to-Date (Grand Total) | 3,553 | 404 | 2012 | 30 | | | | 379 |

CAUTION: The information contained on this page is unaudited and not a complete analysis nor is it an expression of opinion on any insurer. This page may contain inadvertent errors.

2021 LONG-TERM CARE INSURANCE EXPERIENCE REPORTING FORM 2
By COMPANY NAME

| Row Description | Premiums Earned | Incurred Claims | Cal Year of Peak Issues | PCT Male Lives Insured | Average Attained Age | NBR of Lives In-Force End of Year | NBR of Terminations | NBR of New Lives Insured |
|--|-----------------|----------------------------|-------------------------|------------------------|----------------------|-----------------------------------|---------------------|--------------------------|
| Company Name: Wilton Reassur Co | | Company Code: 66133 | | | | | | |
| Primarily 2002 and Prior Issue Years | | | | | | | | |
| 1. Current (Comprehensive) | 0 | 0 | 0 | 0 | 0 | 0 | 0 | 0 |
| 2. Total Inception-to-Date (Comprehensive) | 0 | 0 | 0 | 0 | | | | 0 |
| 3. Current (Institutional Only) | 0 | 0 | 0 | 0 | 0 | 0 | 0 | 0 |
| 4. Total Inception-to-Date (Institutional Only) | 0 | 0 | 0 | 0 | | | | 0 |
| 5. Current (Non-Institutional Only) | 0 | 0 | 0 | 0 | 0 | 0 | 0 | 0 |
| 6. Total Inception-to-Date (Non-Institutional Only) | 0 | 0 | 0 | 0 | | | | 0 |
| 7. Current (Grand Total) | 0 | 0 | 0 | 0 | 0 | 0 | 0 | 0 |
| 8. Total Inception-to-Date (Grand Total) | 0 | 0 | 0 | 0 | | | | 0 |
| Primarily 2003 to 2010 Issue Years | | | | | | | | |
| 9. Current (Comprehensive) | 0 | 0 | 0 | 0 | 0 | 0 | 0 | 0 |
| 10. Total Inception-to-Date (Comprehensive) | 0 | 0 | 0 | 0 | | | | 0 |
| 11. Current (Institutional Only) | 0 | 0 | 0 | 0 | 0 | 0 | 0 | 0 |
| 12. Total Inception-to-Date (Institutional Only) | 0 | 0 | 0 | 0 | | | | 0 |
| 13. Current (Non-Institutional Only) | 0 | 0 | 0 | 0 | 0 | 0 | 0 | 0 |
| 14. Total Inception-to-Date (Non-Institutional Only) | 0 | 0 | 0 | 0 | | | | 0 |
| 15. Current (Grand Total) | 0 | 0 | 0 | 0 | 0 | 0 | 0 | 0 |
| 16. Total Inception-to-Date (Grand Total) | 0 | 0 | 0 | 0 | | | | 0 |
| Primarily 2011 and Later Issue Years | | | | | | | | |
| 17. Current (Comprehensive) | 0 | 0 | 0 | 0 | 0 | 0 | 0 | 0 |
| 18. Total Inception-to-Date (Comprehensive) | 0 | 0 | 0 | 0 | | | | 0 |
| 19. Current (Institutional Only) | 0 | 0 | 0 | 0 | 0 | 0 | 0 | 0 |
| 20. Total Inception-to-Date (Institutional Only) | 0 | 0 | 0 | 0 | | | | 0 |
| 21. Current (Non-Institutional Only) | 0 | 0 | 0 | 0 | 0 | 0 | 0 | 0 |
| 22. Total Inception-to-Date (Non-Institutional Only) | 0 | 0 | 0 | 0 | | | | 0 |
| 23. Current (Grand Total) | 0 | 0 | 0 | 0 | 0 | 0 | 0 | 0 |
| 24. Total Inception-to-Date (Grand Total) | 0 | 0 | 0 | 0 | | | | 0 |

CAUTION: The information contained on this page is unaudited and not a complete analysis nor is it an expression of opinion on any insurer. This page may contain inadvertent errors.

2021 LONG-TERM CARE INSURANCE EXPERIENCE REPORTING FORM 2
By COMPANY NAME

| Row Description | Premiums Earned | Incurred Claims | Cal Year of Peak Issues | PCT Male Lives Insured | Average Attained Age | NBR of Lives In-Force End of Year | NBR of Terminations | NBR of New Lives Insured |
|--|-----------------|----------------------------|-------------------------|------------------------|----------------------|-----------------------------------|---------------------|--------------------------|
| Company Name: Woodmen World Life Ins Soc | | Company Code: 57320 | | | | | | |
| Primarily 2002 and Prior Issue Years | | | | | | | | |
| 1. Current (Comprehensive) | 0 | 0 | 0 | 0 | 0 | 0 | 0 | 0 |
| 2. Total Inception-to-Date (Comprehensive) | 0 | 0 | 0 | 0 | | | | 0 |
| 3. Current (Institutional Only) | 0 | 0 | 0 | 0 | 0 | 0 | 0 | 0 |
| 4. Total Inception-to-Date (Institutional Only) | 0 | 0 | 0 | 0 | | | | 0 |
| 5. Current (Non-Institutional Only) | 0 | 0 | 0 | 0 | 0 | 0 | 0 | 0 |
| 6. Total Inception-to-Date (Non-Institutional Only) | 0 | 0 | 0 | 0 | | | | 0 |
| 7. Current (Grand Total) | 0 | 0 | 0 | 0 | 0 | 0 | 0 | 0 |
| 8. Total Inception-to-Date (Grand Total) | 0 | 0 | 0 | 0 | | | | 0 |
| Primarily 2003 to 2010 Issue Years | | | | | | | | |
| 9. Current (Comprehensive) | 2,473 | 3,432 | 2003 | 37 | 74 | 1,594 | 41 | 0 |
| 10. Total Inception-to-Date (Comprehensive) | 48,719 | 24,631 | 2002 | 40 | | | | 4,397 |
| 11. Current (Institutional Only) | 0 | 0 | 0 | 0 | 0 | 0 | 0 | 0 |
| 12. Total Inception-to-Date (Institutional Only) | 0 | 0 | 0 | 0 | | | | 0 |
| 13. Current (Non-Institutional Only) | 0 | 0 | 0 | 0 | 0 | 0 | 0 | 0 |
| 14. Total Inception-to-Date (Non-Institutional Only) | 0 | 0 | 0 | 0 | | | | 0 |
| 15. Current (Grand Total) | 2,473 | 3,432 | 0 | 0 | 0 | 1,594 | 41 | 0 |
| 16. Total Inception-to-Date (Grand Total) | 48,719 | 24,631 | 0 | 0 | | | | 4,397 |
| Primarily 2011 and Later Issue Years | | | | | | | | |
| 17. Current (Comprehensive) | 0 | 0 | 0 | 0 | 0 | 0 | 0 | 0 |
| 18. Total Inception-to-Date (Comprehensive) | 0 | 0 | 0 | 0 | | | | 0 |
| 19. Current (Institutional Only) | 0 | 0 | 0 | 0 | 0 | 0 | 0 | 0 |
| 20. Total Inception-to-Date (Institutional Only) | 0 | 0 | 0 | 0 | | | | 0 |
| 21. Current (Non-Institutional Only) | 0 | 0 | 0 | 0 | 0 | 0 | 0 | 0 |
| 22. Total Inception-to-Date (Non-Institutional Only) | 0 | 0 | 0 | 0 | | | | 0 |
| 23. Current (Grand Total) | 0 | 0 | 0 | 0 | 0 | 0 | 0 | 0 |
| 24. Total Inception-to-Date (Grand Total) | 0 | 0 | 0 | 0 | | | | 0 |

CAUTION: The information contained on this page is unaudited and not a complete analysis nor is it an expression of opinion on any insurer. This page may contain inadvertent errors.

2021 LONG-TERM CARE INSURANCE EXPERIENCE REPORTING FORM 2
By COMPANY NAME

| Row Description | Premiums Earned | Incurred Claims | Cal Year of Peak Issues | PCT Male Lives Insured | Average Attained Age | NBR of Lives In-Force End of Year | NBR of Terminations | NBR of New Lives Insured |
|--|-----------------|----------------------------|-------------------------|------------------------|----------------------|-----------------------------------|---------------------|--------------------------|
| Company Name: Wva Ins Co | | Company Code: 11003 | | | | | | |
| Primarily 2002 and Prior Issue Years | | | | | | | | |
| 1. Current (Comprehensive) | 0 | 0 | 0 | 0 | 0 | 0 | 0 | 0 |
| 2. Total Inception-to-Date (Comprehensive) | 0 | 0 | 0 | 0 | | | | 0 |
| 3. Current (Institutional Only) | 0 | 0 | 0 | 0 | 0 | 0 | 0 | 0 |
| 4. Total Inception-to-Date (Institutional Only) | 0 | 0 | 0 | 0 | | | | 0 |
| 5. Current (Non-Institutional Only) | 0 | 0 | 0 | 0 | 0 | 0 | 0 | 0 |
| 6. Total Inception-to-Date (Non-Institutional Only) | 0 | 0 | 0 | 0 | | | | 0 |
| 7. Current (Grand Total) | 0 | 0 | 0 | 0 | 0 | 0 | 0 | 0 |
| 8. Total Inception-to-Date (Grand Total) | 0 | 0 | 0 | 0 | | | | 0 |
| Primarily 2003 to 2010 Issue Years | | | | | | | | |
| 9. Current (Comprehensive) | 0 | 0 | 0 | 0 | 0 | 0 | 0 | 0 |
| 10. Total Inception-to-Date (Comprehensive) | 0 | 0 | 0 | 0 | | | | 0 |
| 11. Current (Institutional Only) | 0 | 0 | 0 | 0 | 0 | 0 | 0 | 0 |
| 12. Total Inception-to-Date (Institutional Only) | 0 | 0 | 0 | 0 | | | | 0 |
| 13. Current (Non-Institutional Only) | 0 | 0 | 0 | 0 | 0 | 0 | 0 | 0 |
| 14. Total Inception-to-Date (Non-Institutional Only) | 0 | 0 | 0 | 0 | | | | 0 |
| 15. Current (Grand Total) | 0 | 0 | 0 | 0 | 0 | 0 | 0 | 0 |
| 16. Total Inception-to-Date (Grand Total) | 0 | 0 | 0 | 0 | | | | 0 |
| Primarily 2011 and Later Issue Years | | | | | | | | |
| 17. Current (Comprehensive) | 0 | 0 | 0 | 0 | 0 | 0 | 0 | 0 |
| 18. Total Inception-to-Date (Comprehensive) | 0 | 0 | 0 | 0 | | | | 0 |
| 19. Current (Institutional Only) | 0 | 0 | 0 | 0 | 0 | 0 | 0 | 0 |
| 20. Total Inception-to-Date (Institutional Only) | 0 | 0 | 0 | 0 | | | | 0 |
| 21. Current (Non-Institutional Only) | 0 | 0 | 0 | 0 | 0 | 0 | 0 | 0 |
| 22. Total Inception-to-Date (Non-Institutional Only) | 0 | 0 | 0 | 0 | | | | 0 |
| 23. Current (Grand Total) | 0 | 0 | 0 | 0 | 0 | 0 | 0 | 0 |
| 24. Total Inception-to-Date (Grand Total) | 0 | 0 | 0 | 0 | | | | 0 |

CAUTION: The information contained on this page is unaudited and not a complete analysis nor is it an expression of opinion on any insurer. This page may contain inadvertent errors.

**LONG-TERM CARE INSURANCE EXPERIENCE
FORM 4**

Reporting Form 4 Nationwide-Level Reporting

Form 4 provides data on direct group long-term care (LTC) experience. Data are to be reported by base policy form. Rider forms will be reported with the base forms to which they are attached. Only summary data by reporting year is illustrated.

The current row refers to the current calendar year of reporting. The total inception-to-date would include aggregate experience data since the issuance of policies. Comprehensive policies provide a combination of institutional or facility and non-institutional coverage. This includes institutional-only policies with non-institutional riders.

The Long-Term Care Reporting forms should be filed whenever long-term care insurance (LTCI) has been sold, regardless of which annual statement has been filed. The three annual statement types are: 1) life, accident, and health; 2) property/casualty (P/C); and 3) health.

Beginning in 2019, life and fraternal companies began using the same quarterly and annual reporting forms. Additional rows and columns were added to the life financial statements to accommodate reporting of fraternal organizations, and the fraternal quarterly and annual reporting forms were retired.

For the 2021 reporting year, a total of 66 companies filed Form 4:

| | |
|----|----------------------------|
| 48 | Life, Accident, and Health |
| 5 | P/C |
| 13 | Health |

(Narrative taken from Explanatory Notes for the Long-Term Care Insurance Experience Reporting Forms supplemental instructions for the Annual Statement Reporting Forms. Refer to the appropriate Annual Statement Instructions for complete instructions and narrative. Company counts are derived from Annual Statement Reports filed with the NAIC for the 2021 reporting year.)

**LONG-TERM CARE EXPERIENCE REPORTING FORM 4
DIRECT GROUP EXPERIENCE – STAND-ALONE ONLY (\$000 OMITTED)**

REPORTING YEAR 20__
(To Be Filed By April 1)

NAIC Group Code _____

NAIC Company Code _____

| | 1 Calendar Year of Peak Issues | 2 Third Party Funding (%) | 3 Average Attained Age | 4 Earned Premiums | 5 Incurred Claims | 6 Number of Lives In Force Year End | 7 Number of Terminations | 8 Number of New Lives Insured |
|---|--------------------------------------|---------------------------------|------------------------------|-------------------------|-------------------------|---|--------------------------------|-------------------------------------|
| 1. Current (Comprehensive)..... | | | | | | | | |
| 2. Total Inception-to-Date (Comprehensive)..... | | | XXX | | | XXX | XXX | |
| 3. Current (Institutional Only)..... | | | | | | | | |
| 4. Total Inception-to-Date (Institutional Only)..... | | | XXX | | | XXX | XXX | |
| 5. Current (Non-Institutional Only)..... | | | | | | | | |
| 6. Total Inception-to-Date (Non-Institutional Only)..... | | | XXX | | | XXX | XXX | |
| 7. Current (Grand Total)..... | | | | | | | | |
| 8. Total Inception-to-Date (Grand Total) | | | XXX | | | XXX | XXX | |

**2021 Long-Term Care Insurance Experience Reporting - Form 4
Direct Group Experience - STAND-ALONE ONLY**

| Company Number | Company Name | Row Description | Calendar Year of Peak | Third Party Funding (%) | Average Attained Age | Earned Premiums | Incurred Claims | Number of Lives In Force Year End | Number of Terminations | Number of New Lives Insured |
|----------------|------------------------------------|---|-----------------------|-------------------------|----------------------|-----------------|-----------------|-----------------------------------|------------------------|-----------------------------|
| 10386 | American Family Ins Co | 1. Current (Comprehensive) | 0 | 0 | 0 | 0 | 0 | 0 | 0 | 0 |
| 10386 | American Family Ins Co | 2. Total Inception-to-Date (Comprehensive) | 0 | 0 | | 0 | 0 | | | 0 |
| 10386 | American Family Ins Co | 3. Current (Institutional Only) | 0 | 0 | 0 | 0 | 0 | 0 | 0 | 0 |
| 10386 | American Family Ins Co | 4. Total Inception-to-Date (Institutional Only) | 0 | 0 | | 0 | 0 | | | 0 |
| 10386 | American Family Ins Co | 5. Current (Non-Institutional Only) | 0 | 0 | 0 | 0 | 0 | 0 | 0 | 0 |
| 10386 | American Family Ins Co | 6. Total Inception-to-Date (Non-Institutional Only) | 0 | 0 | | 0 | 0 | | | 0 |
| 10386 | American Family Ins Co | 7. Current (Grand Total) | 0 | 0 | 0 | 0 | 0 | 0 | 0 | 0 |
| 10386 | American Family Ins Co | 8. Total Inception-to-Date (Grand Total) | 0 | 0 | | 0 | 0 | | | 0 |
| 10904 | Pan Handle Farmers Mut Ins Co Of W | 1. Current (Comprehensive) | 0 | 0 | 0 | 0 | 0 | 0 | 0 | 0 |
| 10904 | Pan Handle Farmers Mut Ins Co Of W | 2. Total Inception-to-Date (Comprehensive) | 0 | 0 | | 0 | 0 | | | 0 |
| 10904 | Pan Handle Farmers Mut Ins Co Of W | 3. Current (Institutional Only) | 0 | 0 | 0 | 0 | 0 | 0 | 0 | 0 |
| 10904 | Pan Handle Farmers Mut Ins Co Of W | 4. Total Inception-to-Date (Institutional Only) | 0 | 0 | | 0 | 0 | | | 0 |
| 10904 | Pan Handle Farmers Mut Ins Co Of W | 5. Current (Non-Institutional Only) | 0 | 0 | 0 | 0 | 0 | 0 | 0 | 0 |
| 10904 | Pan Handle Farmers Mut Ins Co Of W | 6. Total Inception-to-Date (Non-Institutional Only) | 0 | 0 | | 0 | 0 | | | 0 |
| 10904 | Pan Handle Farmers Mut Ins Co Of W | 7. Current (Grand Total) | 0 | 0 | 0 | 0 | 0 | 0 | 0 | 0 |
| 10904 | Pan Handle Farmers Mut Ins Co Of W | 8. Total Inception-to-Date (Grand Total) | 0 | 0 | | 0 | 0 | | | 0 |
| 11003 | Wva Ins Co | 1. Current (Comprehensive) | 0 | 0 | 0 | 0 | 0 | 0 | 0 | 0 |
| 11003 | Wva Ins Co | 2. Total Inception-to-Date (Comprehensive) | 0 | 0 | | 0 | 0 | | | 0 |
| 11003 | Wva Ins Co | 3. Current (Institutional Only) | 0 | 0 | 0 | 0 | 0 | 0 | 0 | 0 |
| 11003 | Wva Ins Co | 4. Total Inception-to-Date (Institutional Only) | 0 | 0 | | 0 | 0 | | | 0 |
| 11003 | Wva Ins Co | 5. Current (Non-Institutional Only) | 0 | 0 | 0 | 0 | 0 | 0 | 0 | 0 |
| 11003 | Wva Ins Co | 6. Total Inception-to-Date (Non-Institutional Only) | 0 | 0 | | 0 | 0 | | | 0 |
| 11003 | Wva Ins Co | 7. Current (Grand Total) | 0 | 0 | 0 | 0 | 0 | 0 | 0 | 0 |
| 11003 | Wva Ins Co | 8. Total Inception-to-Date (Grand Total) | 0 | 0 | | 0 | 0 | | | 0 |
| 11860 | Copic Ins Co | 1. Current (Comprehensive) | 1997 | 0 | 68 | 432 | 959 | 2,995 | 42 | 0 |
| 11860 | Copic Ins Co | 2. Total Inception-to-Date (Comprehensive) | 1997 | 0 | | 67,234 | 11,569 | | | 10,676 |
| 11860 | Copic Ins Co | 3. Current (Institutional Only) | 0 | 0 | 0 | 0 | 0 | 0 | 0 | 0 |
| 11860 | Copic Ins Co | 4. Total Inception-to-Date (Institutional Only) | 0 | 0 | | 0 | 0 | | | 0 |
| 11860 | Copic Ins Co | 5. Current (Non-Institutional Only) | 0 | 0 | 0 | 0 | 0 | 0 | 0 | 0 |
| 11860 | Copic Ins Co | 6. Total Inception-to-Date (Non-Institutional Only) | 0 | 0 | | 0 | 0 | | | 0 |
| 11860 | Copic Ins Co | 7. Current (Grand Total) | 1997 | 0 | 68 | 432 | 959 | 2,995 | 42 | 0 |
| 11860 | Copic Ins Co | 8. Total Inception-to-Date (Grand Total) | 1997 | 0 | | 67,234 | 11,569 | | | 10,676 |

CAUTION: The information contained on this page is UNAUDITED and not a complete analysis nor is it an expression of opinion on any insurer. This page may contain inadvertent errors.

**2021 Long-Term Care Insurance Experience Reporting - Form 4
Direct Group Experience - STAND-ALONE ONLY**

| Company Number | Company Name | Row Description | Calendar Year of Peak | Third Party Funding (%) | Average Attained Age | Earned Premiums | Incurred Claims | Number of Lives In Force Year End | Number of Terminations | Number of New Lives Insured |
|----------------|-----------------------------|---|-----------------------|-------------------------|----------------------|-----------------|-----------------|-----------------------------------|------------------------|-----------------------------|
| 12832 | National Gen Premier Ins Co | 1. Current (Comprehensive) | 0 | 0 | 0 | 0 | 0 | 0 | 0 | 0 |
| 12832 | National Gen Premier Ins Co | 2. Total Inception-to-Date (Comprehensive) | 0 | 0 | | 0 | 0 | | | 0 |
| 12832 | National Gen Premier Ins Co | 3. Current (Institutional Only) | 0 | 0 | 0 | 0 | 0 | 0 | 0 | 0 |
| 12832 | National Gen Premier Ins Co | 4. Total Inception-to-Date (Institutional Only) | 0 | 0 | | 0 | 0 | | | 0 |
| 12832 | National Gen Premier Ins Co | 5. Current (Non-Institutional Only) | 0 | 0 | 0 | 0 | 0 | 0 | 0 | 0 |
| 12832 | National Gen Premier Ins Co | 6. Total Inception-to-Date (Non-Institutional Only) | 0 | 0 | | 0 | 0 | | | 0 |
| 12832 | National Gen Premier Ins Co | 7. Current (Grand Total) | 0 | 0 | 0 | 0 | 0 | 0 | 0 | 0 |
| 12832 | National Gen Premier Ins Co | 8. Total Inception-to-Date (Grand Total) | 0 | 0 | | 0 | 0 | | | 0 |
| 12878 | Sterling Cas Ins Co | 1. Current (Comprehensive) | 0 | 0 | 0 | 0 | 0 | 0 | 0 | 0 |
| 12878 | Sterling Cas Ins Co | 2. Total Inception-to-Date (Comprehensive) | 0 | 0 | | 0 | 0 | | | 0 |
| 12878 | Sterling Cas Ins Co | 3. Current (Institutional Only) | 0 | 0 | 0 | 0 | 0 | 0 | 0 | 0 |
| 12878 | Sterling Cas Ins Co | 4. Total Inception-to-Date (Institutional Only) | 0 | 0 | | 0 | 0 | | | 0 |
| 12878 | Sterling Cas Ins Co | 5. Current (Non-Institutional Only) | 0 | 0 | 0 | 0 | 0 | 0 | 0 | 0 |
| 12878 | Sterling Cas Ins Co | 6. Total Inception-to-Date (Non-Institutional Only) | 0 | 0 | | 0 | 0 | | | 0 |
| 12878 | Sterling Cas Ins Co | 7. Current (Grand Total) | 0 | 0 | 0 | 0 | 0 | 0 | 0 | 0 |
| 12878 | Sterling Cas Ins Co | 8. Total Inception-to-Date (Grand Total) | 0 | 0 | | 0 | 0 | | | 0 |
| 12967 | MedAmerica Ins Co of FL | 1. Current (Comprehensive) | 1999 | 0 | 77 | 44 | 122 | 30 | 2 | 0 |
| 12967 | MedAmerica Ins Co of FL | 2. Total Inception-to-Date (Comprehensive) | 1999 | 0 | | 1,490 | 351 | | | 56 |
| 12967 | MedAmerica Ins Co of FL | 3. Current (Institutional Only) | 0 | 0 | 0 | 0 | 0 | 0 | 0 | 0 |
| 12967 | MedAmerica Ins Co of FL | 4. Total Inception-to-Date (Institutional Only) | 0 | 0 | | 0 | 0 | | | 0 |
| 12967 | MedAmerica Ins Co of FL | 5. Current (Non-Institutional Only) | 0 | 0 | 0 | 0 | 0 | 0 | 0 | 0 |
| 12967 | MedAmerica Ins Co of FL | 6. Total Inception-to-Date (Non-Institutional Only) | 0 | 0 | | 0 | 0 | | | 0 |
| 12967 | MedAmerica Ins Co of FL | 7. Current (Grand Total) | 1999 | 0 | 77 | 44 | 122 | 30 | 2 | 0 |
| 12967 | MedAmerica Ins Co of FL | 8. Total Inception-to-Date (Grand Total) | 1999 | 0 | | 1,490 | 351 | | | 56 |
| 13057 | Hamden Assurance RRG Inc | 1. Current (Comprehensive) | 0 | 0 | 0 | 0 | 0 | 0 | 0 | 0 |
| 13057 | Hamden Assurance RRG Inc | 2. Total Inception-to-Date (Comprehensive) | 0 | 0 | | 0 | 0 | | | 0 |
| 13057 | Hamden Assurance RRG Inc | 3. Current (Institutional Only) | 0 | 0 | 0 | 0 | 0 | 0 | 0 | 0 |
| 13057 | Hamden Assurance RRG Inc | 4. Total Inception-to-Date (Institutional Only) | 0 | 0 | | 0 | 0 | | | 0 |
| 13057 | Hamden Assurance RRG Inc | 5. Current (Non-Institutional Only) | 0 | 0 | 0 | 0 | 0 | 0 | 0 | 0 |
| 13057 | Hamden Assurance RRG Inc | 6. Total Inception-to-Date (Non-Institutional Only) | 0 | 0 | | 0 | 0 | | | 0 |
| 13057 | Hamden Assurance RRG Inc | 7. Current (Grand Total) | 0 | 0 | 0 | 0 | 0 | 0 | 0 | 0 |
| 13057 | Hamden Assurance RRG Inc | 8. Total Inception-to-Date (Grand Total) | 0 | 0 | | 0 | 0 | | | 0 |

CAUTION: The information contained on this page is UNAUDITED and not a complete analysis nor is it an expression of opinion on any insurer. This page may contain inadvertent errors.

**2021 Long-Term Care Insurance Experience Reporting - Form 4
Direct Group Experience - STAND-ALONE ONLY**

| Company Number | Company Name | Row Description | Calendar Year of Peak | Third Party Funding (%) | Average Attained Age | Earned Premiums | Incurred Claims | Number of Lives In Force Year End | Number of Terminations | Number of New Lives Insured |
|----------------|----------------------------|---|-----------------------|-------------------------|----------------------|-----------------|-----------------|-----------------------------------|------------------------|-----------------------------|
| 15700 | Hopkins Hlth Advantage Inc | 1. Current (Comprehensive) | 0 | 0 | 0 | 0 | 0 | 0 | 0 | 0 |
| 15700 | Hopkins Hlth Advantage Inc | 2. Total Inception-to-Date (Comprehensive) | 0 | 0 | | 0 | 0 | | | 0 |
| 15700 | Hopkins Hlth Advantage Inc | 3. Current (Institutional Only) | 0 | 0 | 0 | 0 | 0 | 0 | 0 | 0 |
| 15700 | Hopkins Hlth Advantage Inc | 4. Total Inception-to-Date (Institutional Only) | 0 | 0 | | 0 | 0 | | | 0 |
| 15700 | Hopkins Hlth Advantage Inc | 5. Current (Non-Institutional Only) | 0 | 0 | 0 | 0 | 0 | 0 | 0 | 0 |
| 15700 | Hopkins Hlth Advantage Inc | 6. Total Inception-to-Date (Non-Institutional Only) | 0 | 0 | | 0 | 0 | | | 0 |
| 15700 | Hopkins Hlth Advantage Inc | 7. Current (Grand Total) | 0 | 0 | 0 | 0 | 0 | 0 | 0 | 0 |
| 15700 | Hopkins Hlth Advantage Inc | 8. Total Inception-to-Date (Grand Total) | 0 | 0 | | 0 | 0 | | | 0 |
| 15999 | BCBS of NC Senior Hlth | 1. Current (Comprehensive) | 0 | 0 | 0 | 0 | 0 | 0 | 0 | 0 |
| 15999 | BCBS of NC Senior Hlth | 2. Total Inception-to-Date (Comprehensive) | 0 | 0 | | 0 | 0 | | | 0 |
| 15999 | BCBS of NC Senior Hlth | 3. Current (Institutional Only) | 0 | 0 | 0 | 0 | 0 | 0 | 0 | 0 |
| 15999 | BCBS of NC Senior Hlth | 4. Total Inception-to-Date (Institutional Only) | 0 | 0 | | 0 | 0 | | | 0 |
| 15999 | BCBS of NC Senior Hlth | 5. Current (Non-Institutional Only) | 0 | 0 | 0 | 0 | 0 | 0 | 0 | 0 |
| 15999 | BCBS of NC Senior Hlth | 6. Total Inception-to-Date (Non-Institutional Only) | 0 | 0 | | 0 | 0 | | | 0 |
| 15999 | BCBS of NC Senior Hlth | 7. Current (Grand Total) | 0 | 0 | 0 | 0 | 0 | 0 | 0 | 0 |
| 15999 | BCBS of NC Senior Hlth | 8. Total Inception-to-Date (Grand Total) | 0 | 0 | | 0 | 0 | | | 0 |
| 16328 | Experience Hlth Inc | 1. Current (Comprehensive) | 0 | 0 | 0 | 0 | 0 | 0 | 0 | 0 |
| 16328 | Experience Hlth Inc | 2. Total Inception-to-Date (Comprehensive) | 0 | 0 | | 0 | 0 | | | 0 |
| 16328 | Experience Hlth Inc | 3. Current (Institutional Only) | 0 | 0 | 0 | 0 | 0 | 0 | 0 | 0 |
| 16328 | Experience Hlth Inc | 4. Total Inception-to-Date (Institutional Only) | 0 | 0 | | 0 | 0 | | | 0 |
| 16328 | Experience Hlth Inc | 5. Current (Non-Institutional Only) | 0 | 0 | 0 | 0 | 0 | 0 | 0 | 0 |
| 16328 | Experience Hlth Inc | 6. Total Inception-to-Date (Non-Institutional Only) | 0 | 0 | | 0 | 0 | | | 0 |
| 16328 | Experience Hlth Inc | 7. Current (Grand Total) | 0 | 0 | 0 | 0 | 0 | 0 | 0 | 0 |
| 16328 | Experience Hlth Inc | 8. Total Inception-to-Date (Grand Total) | 0 | 0 | | 0 | 0 | | | 0 |
| 16477 | ProCare Advantage LLC | 1. Current (Comprehensive) | 0 | 0 | 0 | 0 | 0 | 0 | 0 | 0 |
| 16477 | ProCare Advantage LLC | 2. Total Inception-to-Date (Comprehensive) | 0 | 0 | | 0 | 0 | | | 0 |
| 16477 | ProCare Advantage LLC | 3. Current (Institutional Only) | 0 | 0 | 0 | 0 | 0 | 0 | 0 | 0 |
| 16477 | ProCare Advantage LLC | 4. Total Inception-to-Date (Institutional Only) | 0 | 0 | | 0 | 0 | | | 0 |
| 16477 | ProCare Advantage LLC | 5. Current (Non-Institutional Only) | 0 | 0 | 0 | 0 | 0 | 0 | 0 | 0 |
| 16477 | ProCare Advantage LLC | 6. Total Inception-to-Date (Non-Institutional Only) | 0 | 0 | | 0 | 0 | | | 0 |
| 16477 | ProCare Advantage LLC | 7. Current (Grand Total) | 0 | 0 | 0 | 0 | 0 | 0 | 0 | 0 |
| 16477 | ProCare Advantage LLC | 8. Total Inception-to-Date (Grand Total) | 0 | 0 | | 0 | 0 | | | 0 |

CAUTION: The information contained on this page is UNAUDITED and not a complete analysis nor is it an expression of opinion on any insurer. This page may contain inadvertent errors.

2021 Long-Term Care Insurance Experience Reporting - Form 4
Direct Group Experience - STAND-ALONE ONLY

| Company Number | Company Name | Row Description | Calendar Year of Peak | Third Party Funding (%) | Average Attained Age | Earned Premiums | Incurred Claims | Number of Lives In Force Year End | Number of Terminations | Number of New Lives Insured |
|----------------|-----------------------------|---|-----------------------|-------------------------|----------------------|-----------------|-----------------|-----------------------------------|------------------------|-----------------------------|
| 16693 | Cypress Dental Ins Co of CA | 1. Current (Comprehensive) | 0 | 0 | 0 | 0 | 0 | 0 | 0 | 0 |
| 16693 | Cypress Dental Ins Co of CA | 2. Total Inception-to-Date (Comprehensive) | 0 | 0 | | 0 | 0 | | | 0 |
| 16693 | Cypress Dental Ins Co of CA | 3. Current (Institutional Only) | 0 | 0 | 0 | 0 | 0 | 0 | 0 | 0 |
| 16693 | Cypress Dental Ins Co of CA | 4. Total Inception-to-Date (Institutional Only) | 0 | 0 | | 0 | 0 | | | 0 |
| 16693 | Cypress Dental Ins Co of CA | 5. Current (Non-Institutional Only) | 0 | 0 | 0 | 0 | 0 | 0 | 0 | 0 |
| 16693 | Cypress Dental Ins Co of CA | 6. Total Inception-to-Date (Non-Institutional Only) | 0 | 0 | | 0 | 0 | | | 0 |
| 16693 | Cypress Dental Ins Co of CA | 7. Current (Grand Total) | 0 | 0 | 0 | 0 | 0 | 0 | 0 | 0 |
| 16693 | Cypress Dental Ins Co of CA | 8. Total Inception-to-Date (Grand Total) | 0 | 0 | | 0 | 0 | | | 0 |
| 17006 | Westlake Specialty Ins Co | 1. Current (Comprehensive) | 0 | 0 | 0 | 0 | 0 | 0 | 0 | 0 |
| 17006 | Westlake Specialty Ins Co | 2. Total Inception-to-Date (Comprehensive) | 0 | 0 | | 0 | 0 | | | 0 |
| 17006 | Westlake Specialty Ins Co | 3. Current (Institutional Only) | 0 | 0 | 0 | 0 | 0 | 0 | 0 | 0 |
| 17006 | Westlake Specialty Ins Co | 4. Total Inception-to-Date (Institutional Only) | 0 | 0 | | 0 | 0 | | | 0 |
| 17006 | Westlake Specialty Ins Co | 5. Current (Non-Institutional Only) | 0 | 0 | 0 | 0 | 0 | 0 | 0 | 0 |
| 17006 | Westlake Specialty Ins Co | 6. Total Inception-to-Date (Non-Institutional Only) | 0 | 0 | | 0 | 0 | | | 0 |
| 17006 | Westlake Specialty Ins Co | 7. Current (Grand Total) | 0 | 0 | 0 | 0 | 0 | 0 | 0 | 0 |
| 17006 | Westlake Specialty Ins Co | 8. Total Inception-to-Date (Grand Total) | 0 | 0 | | 0 | 0 | | | 0 |
| 17186 | GloriFi Recip Ins Exch | 1. Current (Comprehensive) | 0 | 0 | 0 | 0 | 0 | 0 | 0 | 0 |
| 17186 | GloriFi Recip Ins Exch | 2. Total Inception-to-Date (Comprehensive) | 0 | 0 | | 0 | 0 | | | 0 |
| 17186 | GloriFi Recip Ins Exch | 3. Current (Institutional Only) | 0 | 0 | 0 | 0 | 0 | 0 | 0 | 0 |
| 17186 | GloriFi Recip Ins Exch | 4. Total Inception-to-Date (Institutional Only) | 0 | 0 | | 0 | 0 | | | 0 |
| 17186 | GloriFi Recip Ins Exch | 5. Current (Non-Institutional Only) | 0 | 0 | 0 | 0 | 0 | 0 | 0 | 0 |
| 17186 | GloriFi Recip Ins Exch | 6. Total Inception-to-Date (Non-Institutional Only) | 0 | 0 | | 0 | 0 | | | 0 |
| 17186 | GloriFi Recip Ins Exch | 7. Current (Grand Total) | 0 | 0 | 0 | 0 | 0 | 0 | 0 | 0 |
| 17186 | GloriFi Recip Ins Exch | 8. Total Inception-to-Date (Grand Total) | 0 | 0 | | 0 | 0 | | | 0 |
| 18457 | Gem State Ins Co | 1. Current (Comprehensive) | 0 | 0 | 0 | 0 | 0 | 0 | 0 | 0 |
| 18457 | Gem State Ins Co | 2. Total Inception-to-Date (Comprehensive) | 0 | 0 | | 0 | 0 | | | 0 |
| 18457 | Gem State Ins Co | 3. Current (Institutional Only) | 0 | 0 | 0 | 0 | 0 | 0 | 0 | 0 |
| 18457 | Gem State Ins Co | 4. Total Inception-to-Date (Institutional Only) | 0 | 0 | | 0 | 0 | | | 0 |
| 18457 | Gem State Ins Co | 5. Current (Non-Institutional Only) | 0 | 0 | 0 | 0 | 0 | 0 | 0 | 0 |
| 18457 | Gem State Ins Co | 6. Total Inception-to-Date (Non-Institutional Only) | 0 | 0 | | 0 | 0 | | | 0 |
| 18457 | Gem State Ins Co | 7. Current (Grand Total) | 0 | 0 | 0 | 0 | 0 | 0 | 0 | 0 |
| 18457 | Gem State Ins Co | 8. Total Inception-to-Date (Grand Total) | 0 | 0 | | 0 | 0 | | | 0 |

CAUTION: The information contained on this page is UNAUDITED and not a complete analysis nor is it an expression of opinion on any insurer. This page may contain inadvertent errors.

2021 Long-Term Care Insurance Experience Reporting - Form 4
Direct Group Experience - STAND-ALONE ONLY

| Company Number | Company Name | Row Description | Calendar Year of Peak | Third Party Funding (%) | Average Attained Age | Earned Premiums | Incurred Claims | Number of Lives In Force Year End | Number of Terminations | Number of New Lives Insured |
|----------------|-------------------------------|---|-----------------------|-------------------------|----------------------|-----------------|-----------------|-----------------------------------|------------------------|-----------------------------|
| 19178 | Southern Guar Ins Co | 1. Current (Comprehensive) | 0 | 0 | 0 | 0 | 0 | 0 | 0 | 0 |
| 19178 | Southern Guar Ins Co | 2. Total Inception-to-Date (Comprehensive) | 0 | 0 | | 0 | 0 | | | 0 |
| 19178 | Southern Guar Ins Co | 3. Current (Institutional Only) | 0 | 0 | 0 | 0 | 0 | 0 | 0 | 0 |
| 19178 | Southern Guar Ins Co | 4. Total Inception-to-Date (Institutional Only) | 0 | 0 | | 0 | 0 | | | 0 |
| 19178 | Southern Guar Ins Co | 5. Current (Non-Institutional Only) | 0 | 0 | 0 | 0 | 0 | 0 | 0 | 0 |
| 19178 | Southern Guar Ins Co | 6. Total Inception-to-Date (Non-Institutional Only) | 0 | 0 | | 0 | 0 | | | 0 |
| 19178 | Southern Guar Ins Co | 7. Current (Grand Total) | 0 | 0 | 0 | 0 | 0 | 0 | 0 | 0 |
| 19178 | Southern Guar Ins Co | 8. Total Inception-to-Date (Grand Total) | 0 | 0 | | 0 | 0 | | | 0 |
| 19275 | American Family Mut Ins Co SI | 1. Current (Comprehensive) | 0 | 0 | 0 | 0 | 0 | 0 | 0 | 0 |
| 19275 | American Family Mut Ins Co SI | 2. Total Inception-to-Date (Comprehensive) | 0 | 0 | | 0 | 0 | | | 0 |
| 19275 | American Family Mut Ins Co SI | 3. Current (Institutional Only) | 0 | 0 | 0 | 0 | 0 | 0 | 0 | 0 |
| 19275 | American Family Mut Ins Co SI | 4. Total Inception-to-Date (Institutional Only) | 0 | 0 | | 0 | 0 | | | 0 |
| 19275 | American Family Mut Ins Co SI | 5. Current (Non-Institutional Only) | 0 | 0 | 0 | 0 | 0 | 0 | 0 | 0 |
| 19275 | American Family Mut Ins Co SI | 6. Total Inception-to-Date (Non-Institutional Only) | 0 | 0 | | 0 | 0 | | | 0 |
| 19275 | American Family Mut Ins Co SI | 7. Current (Grand Total) | 0 | 0 | 0 | 0 | 0 | 0 | 0 | 0 |
| 19275 | American Family Mut Ins Co SI | 8. Total Inception-to-Date (Grand Total) | 0 | 0 | | 0 | 0 | | | 0 |
| 20443 | Continental Cas Co | 1. Current (Comprehensive) | 2001 | 0 | 64 | 190,582 | 98,659 | 225,095 | 3,813 | 0 |
| 20443 | Continental Cas Co | 2. Total Inception-to-Date (Comprehensive) | 2001 | 0 | | 3,314,744 | 1,089,619 | | | 458,787 |
| 20443 | Continental Cas Co | 3. Current (Institutional Only) | 0 | 0 | 0 | 0 | 0 | 0 | 0 | 0 |
| 20443 | Continental Cas Co | 4. Total Inception-to-Date (Institutional Only) | 0 | 0 | | 0 | 0 | | | 0 |
| 20443 | Continental Cas Co | 5. Current (Non-Institutional Only) | 0 | 0 | 0 | 0 | 0 | 0 | 0 | 0 |
| 20443 | Continental Cas Co | 6. Total Inception-to-Date (Non-Institutional Only) | 0 | 0 | | 0 | 0 | | | 0 |
| 20443 | Continental Cas Co | 7. Current (Grand Total) | 2001 | 0 | 64 | 190,582 | 98,659 | 225,095 | 3,813 | 0 |
| 20443 | Continental Cas Co | 8. Total Inception-to-Date (Grand Total) | 2001 | 0 | | 3,314,744 | 1,089,619 | | | 458,787 |
| 21075 | Transverse Ins Co | 1. Current (Comprehensive) | 0 | 0 | 0 | 0 | 0 | 0 | 0 | 0 |
| 21075 | Transverse Ins Co | 2. Total Inception-to-Date (Comprehensive) | 0 | 0 | | 0 | 0 | | | 0 |
| 21075 | Transverse Ins Co | 3. Current (Institutional Only) | 0 | 0 | 0 | 0 | 0 | 0 | 0 | 0 |
| 21075 | Transverse Ins Co | 4. Total Inception-to-Date (Institutional Only) | 0 | 0 | | 0 | 0 | | | 0 |
| 21075 | Transverse Ins Co | 5. Current (Non-Institutional Only) | 0 | 0 | 0 | 0 | 0 | 0 | 0 | 0 |
| 21075 | Transverse Ins Co | 6. Total Inception-to-Date (Non-Institutional Only) | 0 | 0 | | 0 | 0 | | | 0 |
| 21075 | Transverse Ins Co | 7. Current (Grand Total) | 0 | 0 | 0 | 0 | 0 | 0 | 0 | 0 |
| 21075 | Transverse Ins Co | 8. Total Inception-to-Date (Grand Total) | 0 | 0 | | 0 | 0 | | | 0 |

CAUTION: The information contained on this page is UNAUDITED and not a complete analysis nor is it an expression of opinion on any insurer. This page may contain inadvertent errors.

2021 Long-Term Care Insurance Experience Reporting - Form 4
Direct Group Experience - STAND-ALONE ONLY

| Company Number | Company Name | Row Description | Calendar Year of Peak | Third Party Funding (%) | Average Attained Age | Earned Premiums | Incurred Claims | Number of Lives In Force Year End | Number of Terminations | Number of New Lives Insured |
|----------------|----------------------------|---|-----------------------|-------------------------|----------------------|-----------------|-----------------|-----------------------------------|------------------------|-----------------------------|
| 24988 | Sentry Ins Co | 1. Current (Comprehensive) | 1991 | 0 | 82 | 1,093 | 5,634 | 1,040 | 76 | 0 |
| 24988 | Sentry Ins Co | 2. Total Inception-to-Date (Comprehensive) | 1991 | 0 | | 54,759 | 48,745 | | | 3,894 |
| 24988 | Sentry Ins Co | 3. Current (Institutional Only) | 0 | 0 | 0 | 0 | 0 | 0 | 0 | 0 |
| 24988 | Sentry Ins Co | 4. Total Inception-to-Date (Institutional Only) | 0 | 0 | | 0 | 0 | | | 0 |
| 24988 | Sentry Ins Co | 5. Current (Non-Institutional Only) | 0 | 0 | 0 | 0 | 0 | 0 | 0 | 0 |
| 24988 | Sentry Ins Co | 6. Total Inception-to-Date (Non-Institutional Only) | 0 | 0 | | 0 | 0 | | | 0 |
| 24988 | Sentry Ins Co | 7. Current (Grand Total) | 1991 | 0 | 82 | 1,093 | 5,634 | 1,040 | 76 | 0 |
| 24988 | Sentry Ins Co | 8. Total Inception-to-Date (Grand Total) | 1991 | 0 | | 54,759 | 48,745 | | | 3,894 |
| 25178 | State Farm Mut Auto Ins Co | 1. Current (Comprehensive) | 0 | 0 | 0 | 0 | 0 | 0 | 0 | 0 |
| 25178 | State Farm Mut Auto Ins Co | 2. Total Inception-to-Date (Comprehensive) | 0 | 0 | | 0 | 0 | | | 0 |
| 25178 | State Farm Mut Auto Ins Co | 3. Current (Institutional Only) | 0 | 0 | 0 | 0 | 0 | 0 | 0 | 0 |
| 25178 | State Farm Mut Auto Ins Co | 4. Total Inception-to-Date (Institutional Only) | 0 | 0 | | 0 | 0 | | | 0 |
| 25178 | State Farm Mut Auto Ins Co | 5. Current (Non-Institutional Only) | 0 | 0 | 0 | 0 | 0 | 0 | 0 | 0 |
| 25178 | State Farm Mut Auto Ins Co | 6. Total Inception-to-Date (Non-Institutional Only) | 0 | 0 | | 0 | 0 | | | 0 |
| 25178 | State Farm Mut Auto Ins Co | 7. Current (Grand Total) | 0 | 0 | 0 | 0 | 0 | 0 | 0 | 0 |
| 25178 | State Farm Mut Auto Ins Co | 8. Total Inception-to-Date (Grand Total) | 0 | 0 | | 0 | 0 | | | 0 |
| 25755 | Peachtree Cas Ins Co | 1. Current (Comprehensive) | 0 | 0 | 0 | 0 | 0 | 0 | 0 | 0 |
| 25755 | Peachtree Cas Ins Co | 2. Total Inception-to-Date (Comprehensive) | 0 | 0 | | 0 | 0 | | | 0 |
| 25755 | Peachtree Cas Ins Co | 3. Current (Institutional Only) | 0 | 0 | 0 | 0 | 0 | 0 | 0 | 0 |
| 25755 | Peachtree Cas Ins Co | 4. Total Inception-to-Date (Institutional Only) | 0 | 0 | | 0 | 0 | | | 0 |
| 25755 | Peachtree Cas Ins Co | 5. Current (Non-Institutional Only) | 0 | 0 | 0 | 0 | 0 | 0 | 0 | 0 |
| 25755 | Peachtree Cas Ins Co | 6. Total Inception-to-Date (Non-Institutional Only) | 0 | 0 | | 0 | 0 | | | 0 |
| 25755 | Peachtree Cas Ins Co | 7. Current (Grand Total) | 0 | 0 | 0 | 0 | 0 | 0 | 0 | 0 |
| 25755 | Peachtree Cas Ins Co | 8. Total Inception-to-Date (Grand Total) | 0 | 0 | | 0 | 0 | | | 0 |
| 28207 | Anthem Ins Co Inc | 1. Current (Comprehensive) | 1988 | 0 | 0 | 1 | 0 | 0 | 1 | 0 |
| 28207 | Anthem Ins Co Inc | 2. Total Inception-to-Date (Comprehensive) | 0 | 0 | | 1,045 | 883 | | | 0 |
| 28207 | Anthem Ins Co Inc | 3. Current (Institutional Only) | 0 | 0 | 0 | 0 | 0 | 0 | 0 | 0 |
| 28207 | Anthem Ins Co Inc | 4. Total Inception-to-Date (Institutional Only) | 0 | 0 | | 0 | 0 | | | 0 |
| 28207 | Anthem Ins Co Inc | 5. Current (Non-Institutional Only) | 0 | 0 | 0 | 0 | 0 | 0 | 0 | 0 |
| 28207 | Anthem Ins Co Inc | 6. Total Inception-to-Date (Non-Institutional Only) | 0 | 0 | | 0 | 0 | | | 0 |
| 28207 | Anthem Ins Co Inc | 7. Current (Grand Total) | 0 | 0 | 0 | 1 | 0 | 0 | 1 | 0 |
| 28207 | Anthem Ins Co Inc | 8. Total Inception-to-Date (Grand Total) | 0 | 0 | | 1,045 | 883 | | | 0 |

CAUTION: The information contained on this page is UNAUDITED and not a complete analysis nor is it an expression of opinion on any insurer. This page may contain inadvertent errors.

2021 Long-Term Care Insurance Experience Reporting - Form 4
Direct Group Experience - STAND-ALONE ONLY

| Company Number | Company Name | Row Description | Calendar Year of Peak | Third Party Funding (%) | Average Attained Age | Earned Premiums | Incurred Claims | Number of Lives In Force Year End | Number of Terminations | Number of New Lives Insured |
|----------------|---------------------|---|-----------------------|-------------------------|----------------------|-----------------|-----------------|-----------------------------------|------------------------|-----------------------------|
| 30155 | Wilmington Ins Co | 1. Current (Comprehensive) | 0 | 0 | 0 | 0 | 0 | 0 | 0 | 0 |
| 30155 | Wilmington Ins Co | 2. Total Inception-to-Date (Comprehensive) | 0 | 0 | | 0 | 0 | | | 0 |
| 30155 | Wilmington Ins Co | 3. Current (Institutional Only) | 0 | 0 | 0 | 0 | 0 | 0 | 0 | 0 |
| 30155 | Wilmington Ins Co | 4. Total Inception-to-Date (Institutional Only) | 0 | 0 | | 0 | 0 | | | 0 |
| 30155 | Wilmington Ins Co | 5. Current (Non-Institutional Only) | 0 | 0 | 0 | 0 | 0 | 0 | 0 | 0 |
| 30155 | Wilmington Ins Co | 6. Total Inception-to-Date (Non-Institutional Only) | 0 | 0 | | 0 | 0 | | | 0 |
| 30155 | Wilmington Ins Co | 7. Current (Grand Total) | 0 | 0 | 0 | 0 | 0 | 0 | 0 | 0 |
| 30155 | Wilmington Ins Co | 8. Total Inception-to-Date (Grand Total) | 0 | 0 | | 0 | 0 | | | 0 |
| 31119 | Medico Ins Co | 1. Current (Comprehensive) | 0 | 0 | 0 | 0 | 0 | 0 | 0 | 0 |
| 31119 | Medico Ins Co | 2. Total Inception-to-Date (Comprehensive) | 0 | 0 | | 0 | 0 | | | 0 |
| 31119 | Medico Ins Co | 3. Current (Institutional Only) | 0 | 0 | 0 | 0 | 0 | 0 | 0 | 0 |
| 31119 | Medico Ins Co | 4. Total Inception-to-Date (Institutional Only) | 0 | 0 | | 0 | 0 | | | 0 |
| 31119 | Medico Ins Co | 5. Current (Non-Institutional Only) | 0 | 0 | 0 | 0 | 0 | 0 | 0 | 0 |
| 31119 | Medico Ins Co | 6. Total Inception-to-Date (Non-Institutional Only) | 0 | 0 | | 0 | 0 | | | 0 |
| 31119 | Medico Ins Co | 7. Current (Grand Total) | 0 | 0 | 0 | 0 | 0 | 0 | 0 | 0 |
| 31119 | Medico Ins Co | 8. Total Inception-to-Date (Grand Total) | 0 | 0 | | 0 | 0 | | | 0 |
| 32069 | Patriot Ins Co | 1. Current (Comprehensive) | 0 | 0 | 0 | 0 | 0 | 0 | 0 | 0 |
| 32069 | Patriot Ins Co | 2. Total Inception-to-Date (Comprehensive) | 0 | 0 | | 0 | 0 | | | 0 |
| 32069 | Patriot Ins Co | 3. Current (Institutional Only) | 0 | 0 | 0 | 0 | 0 | 0 | 0 | 0 |
| 32069 | Patriot Ins Co | 4. Total Inception-to-Date (Institutional Only) | 0 | 0 | | 0 | 0 | | | 0 |
| 32069 | Patriot Ins Co | 5. Current (Non-Institutional Only) | 0 | 0 | 0 | 0 | 0 | 0 | 0 | 0 |
| 32069 | Patriot Ins Co | 6. Total Inception-to-Date (Non-Institutional Only) | 0 | 0 | | 0 | 0 | | | 0 |
| 32069 | Patriot Ins Co | 7. Current (Grand Total) | 0 | 0 | 0 | 0 | 0 | 0 | 0 | 0 |
| 32069 | Patriot Ins Co | 8. Total Inception-to-Date (Grand Total) | 0 | 0 | | 0 | 0 | | | 0 |
| 35599 | Highmark Cas Ins Co | 1. Current (Comprehensive) | 0 | 0 | 0 | 0 | 0 | 0 | 0 | 0 |
| 35599 | Highmark Cas Ins Co | 2. Total Inception-to-Date (Comprehensive) | 0 | 0 | | 0 | 0 | | | 0 |
| 35599 | Highmark Cas Ins Co | 3. Current (Institutional Only) | 0 | 0 | 0 | 0 | 0 | 0 | 0 | 0 |
| 35599 | Highmark Cas Ins Co | 4. Total Inception-to-Date (Institutional Only) | 0 | 0 | | 0 | 0 | | | 0 |
| 35599 | Highmark Cas Ins Co | 5. Current (Non-Institutional Only) | 0 | 0 | 0 | 0 | 0 | 0 | 0 | 0 |
| 35599 | Highmark Cas Ins Co | 6. Total Inception-to-Date (Non-Institutional Only) | 0 | 0 | | 0 | 0 | | | 0 |
| 35599 | Highmark Cas Ins Co | 7. Current (Grand Total) | 0 | 0 | 0 | 0 | 0 | 0 | 0 | 0 |
| 35599 | Highmark Cas Ins Co | 8. Total Inception-to-Date (Grand Total) | 0 | 0 | | 0 | 0 | | | 0 |

CAUTION: The information contained on this page is UNAUDITED and not a complete analysis nor is it an expression of opinion on any insurer. This page may contain inadvertent errors.

2021 Long-Term Care Insurance Experience Reporting - Form 4
Direct Group Experience - STAND-ALONE ONLY

| Company Number | Company Name | Row Description | Calendar Year of Peak | Third Party Funding (%) | Average Attained Age | Earned Premiums | Incurred Claims | Number of Lives In Force Year End | Number of Terminations | Number of New Lives Insured |
|----------------|----------------|---|-----------------------|-------------------------|----------------------|-----------------|-----------------|-----------------------------------|------------------------|-----------------------------|
| 35963 | AF&L Ins Co | 1. Current (Comprehensive) | 0 | 0 | 0 | 0 | 0 | 0 | 0 | 0 |
| 35963 | AF&L Ins Co | 2. Total Inception-to-Date (Comprehensive) | 0 | 0 | | 0 | 0 | | | 0 |
| 35963 | AF&L Ins Co | 3. Current (Institutional Only) | 0 | 0 | 0 | 0 | 0 | 0 | 0 | 0 |
| 35963 | AF&L Ins Co | 4. Total Inception-to-Date (Institutional Only) | 0 | 0 | | 0 | 0 | | | 0 |
| 35963 | AF&L Ins Co | 5. Current (Non-Institutional Only) | 0 | 0 | 0 | 0 | 0 | 0 | 0 | 0 |
| 35963 | AF&L Ins Co | 6. Total Inception-to-Date (Non-Institutional Only) | 0 | 0 | | 0 | 0 | | | 0 |
| 35963 | AF&L Ins Co | 7. Current (Grand Total) | 0 | 0 | 0 | 0 | 0 | 0 | 0 | 0 |
| 35963 | AF&L Ins Co | 8. Total Inception-to-Date (Grand Total) | 0 | 0 | | 0 | 0 | | | 0 |
| 38245 | BCS Ins Co | 1. Current (Comprehensive) | 2004 | 0 | 65 | 71 | 175 | 128 | 1 | 0 |
| 38245 | BCS Ins Co | 2. Total Inception-to-Date (Comprehensive) | 2004 | 45 | | 3,750 | 1,430 | | | 575 |
| 38245 | BCS Ins Co | 3. Current (Institutional Only) | 0 | 0 | 0 | 0 | 0 | 0 | 0 | 0 |
| 38245 | BCS Ins Co | 4. Total Inception-to-Date (Institutional Only) | 0 | 0 | | 0 | 0 | | | 0 |
| 38245 | BCS Ins Co | 5. Current (Non-Institutional Only) | 0 | 0 | 0 | 0 | 0 | 0 | 0 | 0 |
| 38245 | BCS Ins Co | 6. Total Inception-to-Date (Non-Institutional Only) | 0 | 0 | | 0 | 0 | | | 0 |
| 38245 | BCS Ins Co | 7. Current (Grand Total) | 2004 | 0 | 65 | 71 | 175 | 128 | 1 | 0 |
| 38245 | BCS Ins Co | 8. Total Inception-to-Date (Grand Total) | 2004 | 45 | | 3,750 | 1,430 | | | 575 |
| 38520 | BCBS Of SC Inc | 1. Current (Comprehensive) | 0 | 0 | 0 | 0 | 0 | 0 | 0 | 0 |
| 38520 | BCBS Of SC Inc | 2. Total Inception-to-Date (Comprehensive) | 0 | 0 | | 0 | 0 | | | 0 |
| 38520 | BCBS Of SC Inc | 3. Current (Institutional Only) | 0 | 0 | 0 | 0 | 0 | 0 | 0 | 0 |
| 38520 | BCBS Of SC Inc | 4. Total Inception-to-Date (Institutional Only) | 0 | 0 | | 0 | 0 | | | 0 |
| 38520 | BCBS Of SC Inc | 5. Current (Non-Institutional Only) | 0 | 0 | 0 | 0 | 0 | 0 | 0 | 0 |
| 38520 | BCBS Of SC Inc | 6. Total Inception-to-Date (Non-Institutional Only) | 0 | 0 | | 0 | 0 | | | 0 |
| 38520 | BCBS Of SC Inc | 7. Current (Grand Total) | 0 | 0 | 0 | 0 | 0 | 0 | 0 | 0 |
| 38520 | BCBS Of SC Inc | 8. Total Inception-to-Date (Grand Total) | 0 | 0 | | 0 | 0 | | | 0 |
| 38962 | Genesis Ins Co | 1. Current (Comprehensive) | 2000 | 0 | 73 | 38,234 | 708,346 | 58 | 2 | 0 |
| 38962 | Genesis Ins Co | 2. Total Inception-to-Date (Comprehensive) | 2000 | 0 | | 1,771,586 | 2,587,405 | | | 0 |
| 38962 | Genesis Ins Co | 3. Current (Institutional Only) | 0 | 0 | 0 | 0 | 0 | 0 | 0 | 0 |
| 38962 | Genesis Ins Co | 4. Total Inception-to-Date (Institutional Only) | 0 | 0 | | 0 | 0 | | | 0 |
| 38962 | Genesis Ins Co | 5. Current (Non-Institutional Only) | 0 | 0 | 0 | 0 | 0 | 0 | 0 | 0 |
| 38962 | Genesis Ins Co | 6. Total Inception-to-Date (Non-Institutional Only) | 0 | 0 | | 0 | 0 | | | 0 |
| 38962 | Genesis Ins Co | 7. Current (Grand Total) | 2000 | 0 | 73 | 38,234 | 708,346 | 58 | 2 | 0 |
| 38962 | Genesis Ins Co | 8. Total Inception-to-Date (Grand Total) | 2000 | 0 | | 1,771,586 | 2,587,405 | | | 0 |

CAUTION: The information contained on this page is UNAUDITED and not a complete analysis nor is it an expression of opinion on any insurer. This page may contain inadvertent errors.

2021 Long-Term Care Insurance Experience Reporting - Form 4
Direct Group Experience - STAND-ALONE ONLY

| Company Number | Company Name | Row Description | Calendar Year of Peak | Third Party Funding (%) | Average Attained Age | Earned Premiums | Incurred Claims | Number of Lives In Force Year End | Number of Terminations | Number of New Lives Insured |
|----------------|--------------------------------|---|-----------------------|-------------------------|----------------------|-----------------|-----------------|-----------------------------------|------------------------|-----------------------------|
| 41807 | Transverse Specialty Ins Co | 1. Current (Comprehensive) | 0 | 0 | 0 | 0 | 0 | 0 | 0 | 0 |
| 41807 | Transverse Specialty Ins Co | 2. Total Inception-to-Date (Comprehensive) | 0 | 0 | | 0 | 0 | | | 0 |
| 41807 | Transverse Specialty Ins Co | 3. Current (Institutional Only) | 0 | 0 | 0 | 0 | 0 | 0 | 0 | 0 |
| 41807 | Transverse Specialty Ins Co | 4. Total Inception-to-Date (Institutional Only) | 0 | 0 | | 0 | 0 | | | 0 |
| 41807 | Transverse Specialty Ins Co | 5. Current (Non-Institutional Only) | 0 | 0 | 0 | 0 | 0 | 0 | 0 | 0 |
| 41807 | Transverse Specialty Ins Co | 6. Total Inception-to-Date (Non-Institutional Only) | 0 | 0 | | 0 | 0 | | | 0 |
| 41807 | Transverse Specialty Ins Co | 7. Current (Grand Total) | 0 | 0 | 0 | 0 | 0 | 0 | 0 | 0 |
| 41807 | Transverse Specialty Ins Co | 8. Total Inception-to-Date (Grand Total) | 0 | 0 | | 0 | 0 | | | 0 |
| 42129 | United Security Assur Co Of PA | 1. Current (Comprehensive) | 0 | 0 | 0 | 0 | 0 | 0 | 0 | 0 |
| 42129 | United Security Assur Co Of PA | 2. Total Inception-to-Date (Comprehensive) | 0 | 0 | | 0 | 0 | | | 0 |
| 42129 | United Security Assur Co Of PA | 3. Current (Institutional Only) | 1988 | 0 | 102 | 1 | 0 | 1 | 1 | 0 |
| 42129 | United Security Assur Co Of PA | 4. Total Inception-to-Date (Institutional Only) | 1988 | 0 | | 3,697 | 1,073 | | | 1,414 |
| 42129 | United Security Assur Co Of PA | 5. Current (Non-Institutional Only) | 0 | 0 | 0 | 0 | 0 | 0 | 0 | 0 |
| 42129 | United Security Assur Co Of PA | 6. Total Inception-to-Date (Non-Institutional Only) | 0 | 0 | | 0 | 0 | | | 0 |
| 42129 | United Security Assur Co Of PA | 7. Current (Grand Total) | 1988 | 0 | 0 | 1 | 0 | 1 | 1 | 0 |
| 42129 | United Security Assur Co Of PA | 8. Total Inception-to-Date (Grand Total) | 1988 | 0 | | 3,697 | 1,073 | | | 1,414 |
| 47049 | Community Hlth Plan of WA | 1. Current (Comprehensive) | 0 | 0 | 0 | 0 | 0 | 0 | 0 | 0 |
| 47049 | Community Hlth Plan of WA | 2. Total Inception-to-Date (Comprehensive) | 0 | 0 | | 0 | 0 | | | 0 |
| 47049 | Community Hlth Plan of WA | 3. Current (Institutional Only) | 0 | 0 | 0 | 0 | 0 | 0 | 0 | 0 |
| 47049 | Community Hlth Plan of WA | 4. Total Inception-to-Date (Institutional Only) | 0 | 0 | | 0 | 0 | | | 0 |
| 47049 | Community Hlth Plan of WA | 5. Current (Non-Institutional Only) | 0 | 0 | 0 | 0 | 0 | 0 | 0 | 0 |
| 47049 | Community Hlth Plan of WA | 6. Total Inception-to-Date (Non-Institutional Only) | 0 | 0 | | 0 | 0 | | | 0 |
| 47049 | Community Hlth Plan of WA | 7. Current (Grand Total) | 0 | 0 | 0 | 0 | 0 | 0 | 0 | 0 |
| 47049 | Community Hlth Plan of WA | 8. Total Inception-to-Date (Grand Total) | 0 | 0 | | 0 | 0 | | | 0 |
| 47058 | Carefirst of MD Inc | 1. Current (Comprehensive) | 1992 | 0 | 87 | 30 | 840 | 40 | 4 | 0 |
| 47058 | Carefirst of MD Inc | 2. Total Inception-to-Date (Comprehensive) | 1992 | 0 | | 6,299 | 6,313 | | | 508 |
| 47058 | Carefirst of MD Inc | 3. Current (Institutional Only) | 0 | 0 | 0 | 0 | 0 | 0 | 0 | 0 |
| 47058 | Carefirst of MD Inc | 4. Total Inception-to-Date (Institutional Only) | 0 | 0 | | 0 | 0 | | | 0 |
| 47058 | Carefirst of MD Inc | 5. Current (Non-Institutional Only) | 0 | 0 | 0 | 0 | 0 | 0 | 0 | 0 |
| 47058 | Carefirst of MD Inc | 6. Total Inception-to-Date (Non-Institutional Only) | 0 | 0 | | 0 | 0 | | | 0 |
| 47058 | Carefirst of MD Inc | 7. Current (Grand Total) | 1992 | 0 | 87 | 30 | 840 | 40 | 4 | 0 |
| 47058 | Carefirst of MD Inc | 8. Total Inception-to-Date (Grand Total) | 1992 | 0 | | 6,299 | 6,313 | | | 508 |

CAUTION: The information contained on this page is UNAUDITED and not a complete analysis nor is it an expression of opinion on any insurer. This page may contain inadvertent errors.

**2021 Long-Term Care Insurance Experience Reporting - Form 4
Direct Group Experience - STAND-ALONE ONLY**

| Company Number | Company Name | Row Description | Calendar Year of Peak | Third Party Funding (%) | Average Attained Age | Earned Premiums | Incurred Claims | Number of Lives In Force Year End | Number of Terminations | Number of New Lives Insured |
|----------------|----------------------------------|---|-----------------------|-------------------------|----------------------|-----------------|-----------------|-----------------------------------|------------------------|-----------------------------|
| 47155 | Delta Dental Plan of AR Inc | 1. Current (Comprehensive) | 0 | 0 | 0 | 0 | 0 | 0 | 0 | 0 |
| 47155 | Delta Dental Plan of AR Inc | 2. Total Inception-to-Date (Comprehensive) | 0 | 0 | | 0 | 0 | | | 0 |
| 47155 | Delta Dental Plan of AR Inc | 3. Current (Institutional Only) | 0 | 0 | 0 | 0 | 0 | 0 | 0 | 0 |
| 47155 | Delta Dental Plan of AR Inc | 4. Total Inception-to-Date (Institutional Only) | 0 | 0 | | 0 | 0 | | | 0 |
| 47155 | Delta Dental Plan of AR Inc | 5. Current (Non-Institutional Only) | 0 | 0 | 0 | 0 | 0 | 0 | 0 | 0 |
| 47155 | Delta Dental Plan of AR Inc | 6. Total Inception-to-Date (Non-Institutional Only) | 0 | 0 | | 0 | 0 | | | 0 |
| 47155 | Delta Dental Plan of AR Inc | 7. Current (Grand Total) | 0 | 0 | 0 | 0 | 0 | 0 | 0 | 0 |
| 47155 | Delta Dental Plan of AR Inc | 8. Total Inception-to-Date (Grand Total) | 0 | 0 | | 0 | 0 | | | 0 |
| 47171 | BCBS of KC | 1. Current (Comprehensive) | 0 | 0 | 0 | 0 | 0 | 0 | 0 | 0 |
| 47171 | BCBS of KC | 2. Total Inception-to-Date (Comprehensive) | 0 | 0 | | 0 | 0 | | | 0 |
| 47171 | BCBS of KC | 3. Current (Institutional Only) | 0 | 0 | 0 | 0 | 0 | 0 | 0 | 0 |
| 47171 | BCBS of KC | 4. Total Inception-to-Date (Institutional Only) | 0 | 0 | | 0 | 0 | | | 0 |
| 47171 | BCBS of KC | 5. Current (Non-Institutional Only) | 0 | 0 | 0 | 0 | 0 | 0 | 0 | 0 |
| 47171 | BCBS of KC | 6. Total Inception-to-Date (Non-Institutional Only) | 0 | 0 | | 0 | 0 | | | 0 |
| 47171 | BCBS of KC | 7. Current (Grand Total) | 0 | 0 | 0 | 0 | 0 | 0 | 0 | 0 |
| 47171 | BCBS of KC | 8. Total Inception-to-Date (Grand Total) | 0 | 0 | | 0 | 0 | | | 0 |
| 47570 | Premera Blue Cross | 1. Current (Comprehensive) | 2003 | 0 | 69 | 1,960 | (93) | 978 | 16 | 0 |
| 47570 | Premera Blue Cross | 2. Total Inception-to-Date (Comprehensive) | 2003 | 0 | | 33,264 | 7,890 | | | 1,629 |
| 47570 | Premera Blue Cross | 3. Current (Institutional Only) | 0 | 0 | 0 | 0 | 0 | 0 | 0 | 0 |
| 47570 | Premera Blue Cross | 4. Total Inception-to-Date (Institutional Only) | 0 | 0 | | 0 | 0 | | | 0 |
| 47570 | Premera Blue Cross | 5. Current (Non-Institutional Only) | 0 | 0 | 0 | 0 | 0 | 0 | 0 | 0 |
| 47570 | Premera Blue Cross | 6. Total Inception-to-Date (Non-Institutional Only) | 0 | 0 | | 0 | 0 | | | 0 |
| 47570 | Premera Blue Cross | 7. Current (Grand Total) | 0 | 0 | 0 | 1,960 | (93) | 978 | 16 | 0 |
| 47570 | Premera Blue Cross | 8. Total Inception-to-Date (Grand Total) | 0 | 0 | | 33,264 | 7,890 | | | 1,629 |
| 53007 | Group Hospitalization & Med Svcs | 1. Current (Comprehensive) | 1998 | 0 | 73 | 16 | 212 | 34 | 2 | 0 |
| 53007 | Group Hospitalization & Med Svcs | 2. Total Inception-to-Date (Comprehensive) | 1998 | 0 | | 3,223 | 3,391 | | | 485 |
| 53007 | Group Hospitalization & Med Svcs | 3. Current (Institutional Only) | 0 | 0 | 0 | 0 | 0 | 0 | 0 | 0 |
| 53007 | Group Hospitalization & Med Svcs | 4. Total Inception-to-Date (Institutional Only) | 0 | 0 | | 0 | 0 | | | 0 |
| 53007 | Group Hospitalization & Med Svcs | 5. Current (Non-Institutional Only) | 0 | 0 | 0 | 0 | 0 | 0 | 0 | 0 |
| 53007 | Group Hospitalization & Med Svcs | 6. Total Inception-to-Date (Non-Institutional Only) | 0 | 0 | | 0 | 0 | | | 0 |
| 53007 | Group Hospitalization & Med Svcs | 7. Current (Grand Total) | 1998 | 0 | 73 | 16 | 212 | 34 | 2 | 0 |
| 53007 | Group Hospitalization & Med Svcs | 8. Total Inception-to-Date (Grand Total) | 1998 | 0 | | 3,223 | 3,391 | | | 485 |

CAUTION: The information contained on this page is UNAUDITED and not a complete analysis nor is it an expression of opinion on any insurer. This page may contain inadvertent errors.

2021 Long-Term Care Insurance Experience Reporting - Form 4
Direct Group Experience - STAND-ALONE ONLY

| Company Number | Company Name | Row Description | Calendar Year of Peak | Third Party Funding (%) | Average Attained Age | Earned Premiums | Incurred Claims | Number of Lives In Force Year End | Number of Terminations | Number of New Lives Insured |
|----------------|----------------------------|---|-----------------------|-------------------------|----------------------|-----------------|-----------------|-----------------------------------|------------------------|-----------------------------|
| 53287 | Highmark BCBSD Inc | 1. Current (Comprehensive) | 0 | 0 | 0 | 0 | 0 | 0 | 0 | 0 |
| 53287 | Highmark BCBSD Inc | 2. Total Inception-to-Date (Comprehensive) | 0 | 0 | | 0 | 0 | | | 0 |
| 53287 | Highmark BCBSD Inc | 3. Current (Institutional Only) | 0 | 0 | 0 | 0 | 0 | 0 | 0 | 0 |
| 53287 | Highmark BCBSD Inc | 4. Total Inception-to-Date (Institutional Only) | 0 | 0 | | 0 | 0 | | | 0 |
| 53287 | Highmark BCBSD Inc | 5. Current (Non-Institutional Only) | 0 | 0 | 0 | 0 | 0 | 0 | 0 | 0 |
| 53287 | Highmark BCBSD Inc | 6. Total Inception-to-Date (Non-Institutional Only) | 0 | 0 | | 0 | 0 | | | 0 |
| 53287 | Highmark BCBSD Inc | 7. Current (Grand Total) | 0 | 0 | 0 | 0 | 0 | 0 | 0 | 0 |
| 53287 | Highmark BCBSD Inc | 8. Total Inception-to-Date (Grand Total) | 0 | 0 | | 0 | 0 | | | 0 |
| 54003 | BCBS of WI | 1. Current (Comprehensive) | 0 | 0 | 0 | 0 | 0 | 0 | 0 | 0 |
| 54003 | BCBS of WI | 2. Total Inception-to-Date (Comprehensive) | 0 | 0 | | 0 | 0 | | | 0 |
| 54003 | BCBS of WI | 3. Current (Institutional Only) | 0 | 0 | 0 | 0 | 0 | 0 | 0 | 0 |
| 54003 | BCBS of WI | 4. Total Inception-to-Date (Institutional Only) | 0 | 0 | | 0 | 0 | | | 0 |
| 54003 | BCBS of WI | 5. Current (Non-Institutional Only) | 0 | 0 | 0 | 0 | 0 | 0 | 0 | 0 |
| 54003 | BCBS of WI | 6. Total Inception-to-Date (Non-Institutional Only) | 0 | 0 | | 0 | 0 | | | 0 |
| 54003 | BCBS of WI | 7. Current (Grand Total) | 0 | 0 | 0 | 0 | 0 | 0 | 0 | 0 |
| 54003 | BCBS of WI | 8. Total Inception-to-Date (Grand Total) | 0 | 0 | | 0 | 0 | | | 0 |
| 54259 | Sidney Hillman Hlth Centre | 1. Current (Comprehensive) | 0 | 0 | 0 | 0 | 0 | 0 | 0 | 0 |
| 54259 | Sidney Hillman Hlth Centre | 2. Total Inception-to-Date (Comprehensive) | 0 | 0 | | 0 | 0 | | | 0 |
| 54259 | Sidney Hillman Hlth Centre | 3. Current (Institutional Only) | 0 | 0 | 0 | 0 | 0 | 0 | 0 | 0 |
| 54259 | Sidney Hillman Hlth Centre | 4. Total Inception-to-Date (Institutional Only) | 0 | 0 | | 0 | 0 | | | 0 |
| 54259 | Sidney Hillman Hlth Centre | 5. Current (Non-Institutional Only) | 0 | 0 | 0 | 0 | 0 | 0 | 0 | 0 |
| 54259 | Sidney Hillman Hlth Centre | 6. Total Inception-to-Date (Non-Institutional Only) | 0 | 0 | | 0 | 0 | | | 0 |
| 54259 | Sidney Hillman Hlth Centre | 7. Current (Grand Total) | 0 | 0 | 0 | 0 | 0 | 0 | 0 | 0 |
| 54259 | Sidney Hillman Hlth Centre | 8. Total Inception-to-Date (Grand Total) | 0 | 0 | | 0 | 0 | | | 0 |
| 54550 | Regence BCBS of UT | 1. Current (Comprehensive) | 2001 | 0 | 55 | 0 | 0 | 3 | 0 | 0 |
| 54550 | Regence BCBS of UT | 2. Total Inception-to-Date (Comprehensive) | 2001 | 0 | | 21 | 0 | | | 5 |
| 54550 | Regence BCBS of UT | 3. Current (Institutional Only) | 0 | 0 | 0 | 0 | 0 | 0 | 0 | 0 |
| 54550 | Regence BCBS of UT | 4. Total Inception-to-Date (Institutional Only) | 0 | 0 | | 0 | 0 | | | 0 |
| 54550 | Regence BCBS of UT | 5. Current (Non-Institutional Only) | 0 | 0 | 0 | 0 | 0 | 0 | 0 | 0 |
| 54550 | Regence BCBS of UT | 6. Total Inception-to-Date (Non-Institutional Only) | 0 | 0 | | 0 | 0 | | | 0 |
| 54550 | Regence BCBS of UT | 7. Current (Grand Total) | 2001 | 0 | 55 | 0 | 0 | 3 | 0 | 0 |
| 54550 | Regence BCBS of UT | 8. Total Inception-to-Date (Grand Total) | 2001 | 0 | | 21 | 0 | | | 5 |

CAUTION: The information contained on this page is UNAUDITED and not a complete analysis nor is it an expression of opinion on any insurer. This page may contain inadvertent errors.

2021 Long-Term Care Insurance Experience Reporting - Form 4
Direct Group Experience - STAND-ALONE ONLY

| Company Number | Company Name | Row Description | Calendar Year of Peak | Third Party Funding (%) | Average Attained Age | Earned Premiums | Incurred Claims | Number of Lives In Force Year End | Number of Terminations | Number of New Lives Insured |
|----------------|------------------------------------|---|-----------------------|-------------------------|----------------------|-----------------|-----------------|-----------------------------------|------------------------|-----------------------------|
| 54631 | BCBS of NC Inc | 1. Current (Comprehensive) | 2002 | 0 | 66 | 20 | 13 | 32 | 1 | 0 |
| 54631 | BCBS of NC Inc | 2. Total Inception-to-Date (Comprehensive) | 2002 | 0 | | 459 | 19 | | | 46 |
| 54631 | BCBS of NC Inc | 3. Current (Institutional Only) | 0 | 0 | 0 | 0 | 0 | 0 | 0 | 0 |
| 54631 | BCBS of NC Inc | 4. Total Inception-to-Date (Institutional Only) | 0 | 0 | | 0 | 0 | | | 0 |
| 54631 | BCBS of NC Inc | 5. Current (Non-Institutional Only) | 0 | 0 | 0 | 0 | 0 | 0 | 0 | 0 |
| 54631 | BCBS of NC Inc | 6. Total Inception-to-Date (Non-Institutional Only) | 0 | 0 | | 0 | 0 | | | 0 |
| 54631 | BCBS of NC Inc | 7. Current (Grand Total) | 2002 | 0 | 66 | 20 | 13 | 32 | 1 | 0 |
| 54631 | BCBS of NC Inc | 8. Total Inception-to-Date (Grand Total) | 2002 | 0 | | 459 | 19 | | | 46 |
| 54704 | Independence Hospital Ind Plan Inc | 1. Current (Comprehensive) | 0 | 0 | 0 | 0 | 0 | 0 | 0 | 0 |
| 54704 | Independence Hospital Ind Plan Inc | 2. Total Inception-to-Date (Comprehensive) | 0 | 0 | | 0 | 0 | | | 0 |
| 54704 | Independence Hospital Ind Plan Inc | 3. Current (Institutional Only) | 0 | 0 | 0 | 0 | 0 | 0 | 0 | 0 |
| 54704 | Independence Hospital Ind Plan Inc | 4. Total Inception-to-Date (Institutional Only) | 0 | 0 | | 0 | 0 | | | 0 |
| 54704 | Independence Hospital Ind Plan Inc | 5. Current (Non-Institutional Only) | 0 | 0 | 0 | 0 | 0 | 0 | 0 | 0 |
| 54704 | Independence Hospital Ind Plan Inc | 6. Total Inception-to-Date (Non-Institutional Only) | 0 | 0 | | 0 | 0 | | | 0 |
| 54704 | Independence Hospital Ind Plan Inc | 7. Current (Grand Total) | 0 | 0 | 0 | 0 | 0 | 0 | 0 | 0 |
| 54704 | Independence Hospital Ind Plan Inc | 8. Total Inception-to-Date (Grand Total) | 0 | 0 | | 0 | 0 | | | 0 |
| 54771 | Highmark Inc | 1. Current (Comprehensive) | 2002 | 0 | 64 | 9 | 0 | 12 | 0 | 0 |
| 54771 | Highmark Inc | 2. Total Inception-to-Date (Comprehensive) | 2002 | 0 | | 149 | 0 | | | 19 |
| 54771 | Highmark Inc | 3. Current (Institutional Only) | 0 | 0 | 0 | 0 | 0 | 0 | 0 | 0 |
| 54771 | Highmark Inc | 4. Total Inception-to-Date (Institutional Only) | 0 | 0 | | 0 | 0 | | | 0 |
| 54771 | Highmark Inc | 5. Current (Non-Institutional Only) | 0 | 0 | 0 | 0 | 0 | 0 | 0 | 0 |
| 54771 | Highmark Inc | 6. Total Inception-to-Date (Non-Institutional Only) | 0 | 0 | | 0 | 0 | | | 0 |
| 54771 | Highmark Inc | 7. Current (Grand Total) | 2002 | 0 | 64 | 9 | 0 | 12 | 0 | 0 |
| 54771 | Highmark Inc | 8. Total Inception-to-Date (Grand Total) | 2002 | 0 | | 149 | 0 | | | 19 |
| 54933 | Regence BCBS of OR | 1. Current (Comprehensive) | 0 | 0 | 0 | 0 | 0 | 0 | 0 | 0 |
| 54933 | Regence BCBS of OR | 2. Total Inception-to-Date (Comprehensive) | 0 | 0 | | 0 | 0 | | | 0 |
| 54933 | Regence BCBS of OR | 3. Current (Institutional Only) | 0 | 0 | 0 | 0 | 0 | 0 | 0 | 0 |
| 54933 | Regence BCBS of OR | 4. Total Inception-to-Date (Institutional Only) | 0 | 0 | | 0 | 0 | | | 0 |
| 54933 | Regence BCBS of OR | 5. Current (Non-Institutional Only) | 0 | 0 | 0 | 0 | 0 | 0 | 0 | 0 |
| 54933 | Regence BCBS of OR | 6. Total Inception-to-Date (Non-Institutional Only) | 0 | 0 | | 0 | 0 | | | 0 |
| 54933 | Regence BCBS of OR | 7. Current (Grand Total) | 0 | 0 | 0 | 0 | 0 | 0 | 0 | 0 |
| 54933 | Regence BCBS of OR | 8. Total Inception-to-Date (Grand Total) | 0 | 0 | | 0 | 0 | | | 0 |

CAUTION: The information contained on this page is UNAUDITED and not a complete analysis nor is it an expression of opinion on any insurer. This page may contain inadvertent errors.

2021 Long-Term Care Insurance Experience Reporting - Form 4
Direct Group Experience - STAND-ALONE ONLY

| Company Number | Company Name | Row Description | Calendar Year of Peak | Third Party Funding (%) | Average Attained Age | Earned Premiums | Incurred Claims | Number of Lives In Force Year End | Number of Terminations | Number of New Lives Insured |
|----------------|----------------------------------|---|-----------------------|-------------------------|----------------------|-----------------|-----------------|-----------------------------------|------------------------|-----------------------------|
| 55026 | BCBSM Inc | 1. Current (Comprehensive) | 2000 | 0 | 71 | 1,488,995 | 4,088,713 | 1,077 | 27 | 0 |
| 55026 | BCBSM Inc | 2. Total Inception-to-Date (Comprehensive) | 0 | 0 | | 26,857,802 | 35,101,565 | | | 1,158 |
| 55026 | BCBSM Inc | 3. Current (Institutional Only) | 0 | 0 | 0 | 0 | 0 | 0 | 0 | 0 |
| 55026 | BCBSM Inc | 4. Total Inception-to-Date (Institutional Only) | 0 | 0 | | 0 | 0 | | | 0 |
| 55026 | BCBSM Inc | 5. Current (Non-Institutional Only) | 0 | 0 | 0 | 0 | 0 | 0 | 0 | 0 |
| 55026 | BCBSM Inc | 6. Total Inception-to-Date (Non-Institutional Only) | 0 | 0 | | 0 | 0 | | | 0 |
| 55026 | BCBSM Inc | 7. Current (Grand Total) | 0 | 0 | 0 | 1,488,995 | 4,088,713 | 1,077 | 27 | 0 |
| 55026 | BCBSM Inc | 8. Total Inception-to-Date (Grand Total) | 0 | 0 | | 26,857,802 | 35,101,565 | | | 1,158 |
| 55433 | BCBS of AL | 1. Current (Comprehensive) | 2004 | 27 | 66 | 6,883 | 4,740 | 3,995 | 115 | 0 |
| 55433 | BCBS of AL | 2. Total Inception-to-Date (Comprehensive) | 2008 | 33 | | 119,840 | 19,766 | | | 8,248 |
| 55433 | BCBS of AL | 3. Current (Institutional Only) | 2008 | 27 | 62 | 89 | 13 | 67 | 1 | 0 |
| 55433 | BCBS of AL | 4. Total Inception-to-Date (Institutional Only) | 2008 | 33 | | 1,201 | 13 | | | 97 |
| 55433 | BCBS of AL | 5. Current (Non-Institutional Only) | 0 | 0 | 0 | 0 | 0 | 0 | 0 | 0 |
| 55433 | BCBS of AL | 6. Total Inception-to-Date (Non-Institutional Only) | 0 | 0 | | 0 | 0 | | | 0 |
| 55433 | BCBS of AL | 7. Current (Grand Total) | 2004 | 27 | 66 | 6,972 | 4,753 | 4,062 | 116 | 0 |
| 55433 | BCBS of AL | 8. Total Inception-to-Date (Grand Total) | 2008 | 33 | | 121,041 | 19,779 | | | 8,345 |
| 55891 | BCBS of ND | 1. Current (Comprehensive) | 2003 | 0 | 64 | 239 | 167 | 318 | 4 | 0 |
| 55891 | BCBS of ND | 2. Total Inception-to-Date (Comprehensive) | 2002 | 0 | | 4,611 | 1,035 | | | 527 |
| 55891 | BCBS of ND | 3. Current (Institutional Only) | 0 | 0 | 0 | 0 | 0 | 0 | 1 | 0 |
| 55891 | BCBS of ND | 4. Total Inception-to-Date (Institutional Only) | 0 | 0 | | 0 | 0 | | | 0 |
| 55891 | BCBS of ND | 5. Current (Non-Institutional Only) | 0 | 0 | 0 | 0 | 0 | 0 | 0 | 0 |
| 55891 | BCBS of ND | 6. Total Inception-to-Date (Non-Institutional Only) | 0 | 0 | | 0 | 0 | | | 0 |
| 55891 | BCBS of ND | 7. Current (Grand Total) | 2003 | 0 | 64 | 239 | 167 | 318 | 5 | 0 |
| 55891 | BCBS of ND | 8. Total Inception-to-Date (Grand Total) | 2002 | 0 | | 4,611 | 1,035 | | | 527 |
| 56014 | Thrivent Financial For Lutherans | 1. Current (Comprehensive) | 0 | 0 | 0 | 0 | 0 | 0 | 0 | 0 |
| 56014 | Thrivent Financial For Lutherans | 2. Total Inception-to-Date (Comprehensive) | 0 | 0 | | 0 | 0 | | | 0 |
| 56014 | Thrivent Financial For Lutherans | 3. Current (Institutional Only) | 0 | 0 | 0 | 0 | 0 | 0 | 0 | 0 |
| 56014 | Thrivent Financial For Lutherans | 4. Total Inception-to-Date (Institutional Only) | 0 | 0 | | 0 | 0 | | | 0 |
| 56014 | Thrivent Financial For Lutherans | 5. Current (Non-Institutional Only) | 0 | 0 | 0 | 0 | 0 | 0 | 0 | 0 |
| 56014 | Thrivent Financial For Lutherans | 6. Total Inception-to-Date (Non-Institutional Only) | 0 | 0 | | 0 | 0 | | | 0 |
| 56014 | Thrivent Financial For Lutherans | 7. Current (Grand Total) | 0 | 0 | 0 | 0 | 0 | 0 | 0 | 0 |
| 56014 | Thrivent Financial For Lutherans | 8. Total Inception-to-Date (Grand Total) | 0 | 0 | | 0 | 0 | | | 0 |

CAUTION: The information contained on this page is UNAUDITED and not a complete analysis nor is it an expression of opinion on any insurer. This page may contain inadvertent errors.

2021 Long-Term Care Insurance Experience Reporting - Form 4
Direct Group Experience - STAND-ALONE ONLY

| Company Number | Company Name | Row Description | Calendar Year of Peak | Third Party Funding (%) | Average Attained Age | Earned Premiums | Incurred Claims | Number of Lives In Force Year End | Number of Terminations | Number of New Lives Insured |
|----------------|--------------------------------------|---|-----------------------|-------------------------|----------------------|-----------------|-----------------|-----------------------------------|------------------------|-----------------------------|
| 56030 | Catholic Financial Life | 1. Current (Comprehensive) | 0 | 0 | 0 | 0 | 0 | 0 | 0 | 0 |
| 56030 | Catholic Financial Life | 2. Total Inception-to-Date (Comprehensive) | 0 | 0 | | 0 | 0 | | | 0 |
| 56030 | Catholic Financial Life | 3. Current (Institutional Only) | 0 | 0 | 0 | 0 | 0 | 0 | 0 | 0 |
| 56030 | Catholic Financial Life | 4. Total Inception-to-Date (Institutional Only) | 0 | 0 | | 0 | 0 | | | 0 |
| 56030 | Catholic Financial Life | 5. Current (Non-Institutional Only) | 0 | 0 | 0 | 0 | 0 | 0 | 0 | 0 |
| 56030 | Catholic Financial Life | 6. Total Inception-to-Date (Non-Institutional Only) | 0 | 0 | | 0 | 0 | | | 0 |
| 56030 | Catholic Financial Life | 7. Current (Grand Total) | 0 | 0 | 0 | 0 | 0 | 0 | 0 | 0 |
| 56030 | Catholic Financial Life | 8. Total Inception-to-Date (Grand Total) | 0 | 0 | | 0 | 0 | | | 0 |
| 56383 | Order of United Commercial Travelers | 1. Current (Comprehensive) | 0 | 0 | 0 | 0 | 0 | 0 | 0 | 0 |
| 56383 | Order of United Commercial Travelers | 2. Total Inception-to-Date (Comprehensive) | 0 | 0 | | 0 | 0 | | | 0 |
| 56383 | Order of United Commercial Travelers | 3. Current (Institutional Only) | 0 | 0 | 0 | 0 | 0 | 0 | 0 | 0 |
| 56383 | Order of United Commercial Travelers | 4. Total Inception-to-Date (Institutional Only) | 0 | 0 | | 0 | 0 | | | 0 |
| 56383 | Order of United Commercial Travelers | 5. Current (Non-Institutional Only) | 0 | 0 | 0 | 0 | 0 | 0 | 0 | 0 |
| 56383 | Order of United Commercial Travelers | 6. Total Inception-to-Date (Non-Institutional Only) | 0 | 0 | | 0 | 0 | | | 0 |
| 56383 | Order of United Commercial Travelers | 7. Current (Grand Total) | 0 | 0 | 0 | 0 | 0 | 0 | 0 | 0 |
| 56383 | Order of United Commercial Travelers | 8. Total Inception-to-Date (Grand Total) | 0 | 0 | | 0 | 0 | | | 0 |
| 57320 | Woodmen World Life Ins Soc | 1. Current (Comprehensive) | 0 | 0 | 0 | 0 | 0 | 0 | 0 | 0 |
| 57320 | Woodmen World Life Ins Soc | 2. Total Inception-to-Date (Comprehensive) | 0 | 0 | | 0 | 0 | | | 0 |
| 57320 | Woodmen World Life Ins Soc | 3. Current (Institutional Only) | 0 | 0 | 0 | 0 | 0 | 0 | 0 | 0 |
| 57320 | Woodmen World Life Ins Soc | 4. Total Inception-to-Date (Institutional Only) | 0 | 0 | | 0 | 0 | | | 0 |
| 57320 | Woodmen World Life Ins Soc | 5. Current (Non-Institutional Only) | 0 | 0 | 0 | 0 | 0 | 0 | 0 | 0 |
| 57320 | Woodmen World Life Ins Soc | 6. Total Inception-to-Date (Non-Institutional Only) | 0 | 0 | | 0 | 0 | | | 0 |
| 57320 | Woodmen World Life Ins Soc | 7. Current (Grand Total) | 0 | 0 | 0 | 0 | 0 | 0 | 0 | 0 |
| 57320 | Woodmen World Life Ins Soc | 8. Total Inception-to-Date (Grand Total) | 0 | 0 | | 0 | 0 | | | 0 |
| 57487 | Catholic Order Of Foresters | 1. Current (Comprehensive) | 0 | 0 | 0 | 0 | 0 | 0 | 0 | 0 |
| 57487 | Catholic Order Of Foresters | 2. Total Inception-to-Date (Comprehensive) | 0 | 0 | | 0 | 0 | | | 0 |
| 57487 | Catholic Order Of Foresters | 3. Current (Institutional Only) | 0 | 0 | 0 | 0 | 0 | 0 | 0 | 0 |
| 57487 | Catholic Order Of Foresters | 4. Total Inception-to-Date (Institutional Only) | 0 | 0 | | 0 | 0 | | | 0 |
| 57487 | Catholic Order Of Foresters | 5. Current (Non-Institutional Only) | 0 | 0 | 0 | 0 | 0 | 0 | 0 | 0 |
| 57487 | Catholic Order Of Foresters | 6. Total Inception-to-Date (Non-Institutional Only) | 0 | 0 | | 0 | 0 | | | 0 |
| 57487 | Catholic Order Of Foresters | 7. Current (Grand Total) | 0 | 0 | 0 | 0 | 0 | 0 | 0 | 0 |
| 57487 | Catholic Order Of Foresters | 8. Total Inception-to-Date (Grand Total) | 0 | 0 | | 0 | 0 | | | 0 |

CAUTION: The information contained on this page is UNAUDITED and not a complete analysis nor is it an expression of opinion on any insurer. This page may contain inadvertent errors.

**2021 Long-Term Care Insurance Experience Reporting - Form 4
Direct Group Experience - STAND-ALONE ONLY**

| Company Number | Company Name | Row Description | Calendar Year of Peak | Third Party Funding (%) | Average Attained Age | Earned Premiums | Incurred Claims | Number of Lives In Force Year End | Number of Terminations | Number of New Lives Insured |
|----------------|------------------------------|---|-----------------------|-------------------------|----------------------|-----------------|-----------------|-----------------------------------|------------------------|-----------------------------|
| 58033 | Knights Of Columbus | 1. Current (Comprehensive) | 0 | 0 | 0 | 0 | 0 | 0 | 0 | 0 |
| 58033 | Knights Of Columbus | 2. Total Inception-to-Date (Comprehensive) | 0 | 0 | | 0 | 0 | | | 0 |
| 58033 | Knights Of Columbus | 3. Current (Institutional Only) | 0 | 0 | 0 | 0 | 0 | 0 | 0 | 0 |
| 58033 | Knights Of Columbus | 4. Total Inception-to-Date (Institutional Only) | 0 | 0 | | 0 | 0 | | | 0 |
| 58033 | Knights Of Columbus | 5. Current (Non-Institutional Only) | 0 | 0 | 0 | 0 | 0 | 0 | 0 | 0 |
| 58033 | Knights Of Columbus | 6. Total Inception-to-Date (Non-Institutional Only) | 0 | 0 | | 0 | 0 | | | 0 |
| 58033 | Knights Of Columbus | 7. Current (Grand Total) | 0 | 0 | 0 | 0 | 0 | 0 | 0 | 0 |
| 58033 | Knights Of Columbus | 8. Total Inception-to-Date (Grand Total) | 0 | 0 | | 0 | 0 | | | 0 |
| 60054 | Aetna Life Ins Co | 1. Current (Comprehensive) | 2004 | 0 | 73 | 40,408 | 71,177 | 40,253 | 1,494 | 0 |
| 60054 | Aetna Life Ins Co | 2. Total Inception-to-Date (Comprehensive) | 2002 | 0 | | 1,408,451 | 1,784,023 | | | 355,004 |
| 60054 | Aetna Life Ins Co | 3. Current (Institutional Only) | 0 | 0 | 0 | 0 | 0 | 0 | 0 | 0 |
| 60054 | Aetna Life Ins Co | 4. Total Inception-to-Date (Institutional Only) | 0 | 0 | | 0 | 0 | | | 0 |
| 60054 | Aetna Life Ins Co | 5. Current (Non-Institutional Only) | 0 | 0 | 0 | 0 | 0 | 0 | 0 | 0 |
| 60054 | Aetna Life Ins Co | 6. Total Inception-to-Date (Non-Institutional Only) | 0 | 0 | | 0 | 0 | | | 0 |
| 60054 | Aetna Life Ins Co | 7. Current (Grand Total) | 2004 | 0 | 73 | 40,408 | 71,177 | 40,253 | 1,494 | 0 |
| 60054 | Aetna Life Ins Co | 8. Total Inception-to-Date (Grand Total) | 2002 | 0 | | 1,408,451 | 1,784,023 | | | 355,004 |
| 60131 | Regence Blueshield Of ID Inc | 1. Current (Comprehensive) | 0 | 0 | 0 | 0 | 0 | 0 | 0 | 0 |
| 60131 | Regence Blueshield Of ID Inc | 2. Total Inception-to-Date (Comprehensive) | 0 | 0 | | 0 | 0 | | | 0 |
| 60131 | Regence Blueshield Of ID Inc | 3. Current (Institutional Only) | 0 | 0 | 0 | 0 | 0 | 0 | 0 | 0 |
| 60131 | Regence Blueshield Of ID Inc | 4. Total Inception-to-Date (Institutional Only) | 0 | 0 | | 0 | 0 | | | 0 |
| 60131 | Regence Blueshield Of ID Inc | 5. Current (Non-Institutional Only) | 0 | 0 | 0 | 0 | 0 | 0 | 0 | 0 |
| 60131 | Regence Blueshield Of ID Inc | 6. Total Inception-to-Date (Non-Institutional Only) | 0 | 0 | | 0 | 0 | | | 0 |
| 60131 | Regence Blueshield Of ID Inc | 7. Current (Grand Total) | 0 | 0 | 0 | 0 | 0 | 0 | 0 | 0 |
| 60131 | Regence Blueshield Of ID Inc | 8. Total Inception-to-Date (Grand Total) | 0 | 0 | | 0 | 0 | | | 0 |
| 60142 | TIAA Cref Life Ins Co | 1. Current (Comprehensive) | 0 | 0 | 0 | 0 | 0 | 0 | 0 | 0 |
| 60142 | TIAA Cref Life Ins Co | 2. Total Inception-to-Date (Comprehensive) | 0 | 0 | | 0 | 0 | | | 0 |
| 60142 | TIAA Cref Life Ins Co | 3. Current (Institutional Only) | 0 | 0 | 0 | 0 | 0 | 0 | 0 | 0 |
| 60142 | TIAA Cref Life Ins Co | 4. Total Inception-to-Date (Institutional Only) | 0 | 0 | | 0 | 0 | | | 0 |
| 60142 | TIAA Cref Life Ins Co | 5. Current (Non-Institutional Only) | 0 | 0 | 0 | 0 | 0 | 0 | 0 | 0 |
| 60142 | TIAA Cref Life Ins Co | 6. Total Inception-to-Date (Non-Institutional Only) | 0 | 0 | | 0 | 0 | | | 0 |
| 60142 | TIAA Cref Life Ins Co | 7. Current (Grand Total) | 0 | 0 | 0 | 0 | 0 | 0 | 0 | 0 |
| 60142 | TIAA Cref Life Ins Co | 8. Total Inception-to-Date (Grand Total) | 0 | 0 | | 0 | 0 | | | 0 |

CAUTION: The information contained on this page is UNAUDITED and not a complete analysis nor is it an expression of opinion on any insurer. This page may contain inadvertent errors.

**2021 Long-Term Care Insurance Experience Reporting - Form 4
Direct Group Experience - STAND-ALONE ONLY**

| Company Number | Company Name | Row Description | Calendar Year of Peak | Third Party Funding (%) | Average Attained Age | Earned Premiums | Incurred Claims | Number of Lives In Force Year End | Number of Terminations | Number of New Lives Insured |
|----------------|--------------------------------------|---|-----------------------|-------------------------|----------------------|-----------------|-----------------|-----------------------------------|------------------------|-----------------------------|
| 60186 | Everlake Life Ins Co | 1. Current (Comprehensive) | 1991 | 0 | 87 | 1,257 | 6,302 | 1,039 | 128 | 1,144 |
| 60186 | Everlake Life Ins Co | 2. Total Inception-to-Date (Comprehensive) | 1989 | 0 | | 86,152 | 144,681 | | | 5,124 |
| 60186 | Everlake Life Ins Co | 3. Current (Institutional Only) | 0 | 0 | 0 | 0 | 0 | 0 | 0 | 0 |
| 60186 | Everlake Life Ins Co | 4. Total Inception-to-Date (Institutional Only) | 0 | 0 | | 0 | 0 | | | 0 |
| 60186 | Everlake Life Ins Co | 5. Current (Non-Institutional Only) | 0 | 0 | 0 | 0 | 0 | 0 | 0 | 0 |
| 60186 | Everlake Life Ins Co | 6. Total Inception-to-Date (Non-Institutional Only) | 0 | 0 | | 0 | 0 | | | 0 |
| 60186 | Everlake Life Ins Co | 7. Current (Grand Total) | 1991 | 0 | 87 | 1,257 | 6,302 | 1,039 | 128 | 1,144 |
| 60186 | Everlake Life Ins Co | 8. Total Inception-to-Date (Grand Total) | 1989 | 0 | | 86,152 | 144,681 | | | 5,124 |
| 60243 | American Independent Ntwrk Ins Co I | 1. Current (Comprehensive) | 0 | 0 | 0 | 0 | 0 | 0 | 0 | 0 |
| 60243 | American Independent Ntwrk Ins Co I | 2. Total Inception-to-Date (Comprehensive) | 0 | 0 | | 0 | 0 | | | 0 |
| 60243 | American Independent Ntwrk Ins Co I | 3. Current (Institutional Only) | 0 | 0 | 0 | 0 | 0 | 0 | 0 | 0 |
| 60243 | American Independent Ntwrk Ins Co I | 4. Total Inception-to-Date (Institutional Only) | 0 | 0 | | 0 | 0 | | | 0 |
| 60243 | American Independent Ntwrk Ins Co I | 5. Current (Non-Institutional Only) | 0 | 0 | 0 | 0 | 0 | 0 | 0 | 0 |
| 60243 | American Independent Ntwrk Ins Co I | 6. Total Inception-to-Date (Non-Institutional Only) | 0 | 0 | | 0 | 0 | | | 0 |
| 60243 | American Independent Ntwrk Ins Co I | 7. Current (Grand Total) | 0 | 0 | 0 | 0 | 0 | 0 | 0 | 0 |
| 60243 | American Independent Ntwrk Ins Co I | 8. Total Inception-to-Date (Grand Total) | 0 | 0 | | 0 | 0 | | | 0 |
| 60250 | AmFirst Ins Co | 1. Current (Comprehensive) | 0 | 0 | 0 | 0 | 0 | 0 | 0 | 0 |
| 60250 | AmFirst Ins Co | 2. Total Inception-to-Date (Comprehensive) | 0 | 0 | | 0 | 0 | | | 0 |
| 60250 | AmFirst Ins Co | 3. Current (Institutional Only) | 0 | 0 | 0 | 0 | 0 | 0 | 0 | 0 |
| 60250 | AmFirst Ins Co | 4. Total Inception-to-Date (Institutional Only) | 0 | 0 | | 0 | 0 | | | 0 |
| 60250 | AmFirst Ins Co | 5. Current (Non-Institutional Only) | 0 | 0 | 0 | 0 | 0 | 0 | 0 | 0 |
| 60250 | AmFirst Ins Co | 6. Total Inception-to-Date (Non-Institutional Only) | 0 | 0 | | 0 | 0 | | | 0 |
| 60250 | AmFirst Ins Co | 7. Current (Grand Total) | 0 | 0 | 0 | 0 | 0 | 0 | 0 | 0 |
| 60250 | AmFirst Ins Co | 8. Total Inception-to-Date (Grand Total) | 0 | 0 | | 0 | 0 | | | 0 |
| 60380 | American Family Life Assur Co of Col | 1. Current (Comprehensive) | 0 | 0 | 0 | 0 | 0 | 0 | 0 | 0 |
| 60380 | American Family Life Assur Co of Col | 2. Total Inception-to-Date (Comprehensive) | 0 | 0 | | 0 | 0 | | | 0 |
| 60380 | American Family Life Assur Co of Col | 3. Current (Institutional Only) | 0 | 0 | 0 | 0 | 0 | 0 | 0 | 0 |
| 60380 | American Family Life Assur Co of Col | 4. Total Inception-to-Date (Institutional Only) | 0 | 0 | | 0 | 0 | | | 0 |
| 60380 | American Family Life Assur Co of Col | 5. Current (Non-Institutional Only) | 0 | 0 | 0 | 0 | 0 | 0 | 0 | 0 |
| 60380 | American Family Life Assur Co of Col | 6. Total Inception-to-Date (Non-Institutional Only) | 0 | 0 | | 0 | 0 | | | 0 |
| 60380 | American Family Life Assur Co of Col | 7. Current (Grand Total) | 0 | 0 | 0 | 0 | 0 | 0 | 0 | 0 |
| 60380 | American Family Life Assur Co of Col | 8. Total Inception-to-Date (Grand Total) | 0 | 0 | | 0 | 0 | | | 0 |

CAUTION: The information contained on this page is UNAUDITED and not a complete analysis nor is it an expression of opinion on any insurer. This page may contain inadvertent errors.

2021 Long-Term Care Insurance Experience Reporting - Form 4
Direct Group Experience - STAND-ALONE ONLY

| Company Number | Company Name | Row Description | Calendar Year of Peak | Third Party Funding (%) | Average Attained Age | Earned Premiums | Incurred Claims | Number of Lives In Force Year End | Number of Terminations | Number of New Lives Insured |
|----------------|-----------------------------|---|-----------------------|-------------------------|----------------------|-----------------|-----------------|-----------------------------------|------------------------|-----------------------------|
| 60410 | American Fidelity Assur Co | 1. Current (Comprehensive) | 2002 | 0 | 70 | 2,432 | 5,097 | 2,136 | 71 | 0 |
| 60410 | American Fidelity Assur Co | 2. Total Inception-to-Date (Comprehensive) | 2002 | 0 | | 40,697 | 13,930 | | | 4,004 |
| 60410 | American Fidelity Assur Co | 3. Current (Institutional Only) | 0 | 0 | 0 | 0 | 0 | 0 | 0 | 0 |
| 60410 | American Fidelity Assur Co | 4. Total Inception-to-Date (Institutional Only) | 0 | 0 | | 0 | 0 | | | 0 |
| 60410 | American Fidelity Assur Co | 5. Current (Non-Institutional Only) | 0 | 0 | 0 | 0 | 0 | 0 | 0 | 0 |
| 60410 | American Fidelity Assur Co | 6. Total Inception-to-Date (Non-Institutional Only) | 0 | 0 | | 0 | 0 | | | 0 |
| 60410 | American Fidelity Assur Co | 7. Current (Grand Total) | 2002 | 0 | 70 | 2,432 | 5,097 | 2,136 | 71 | 0 |
| 60410 | American Fidelity Assur Co | 8. Total Inception-to-Date (Grand Total) | 2002 | 0 | | 40,697 | 13,930 | | | 4,004 |
| 60445 | Sagicor Life Ins Co | 1. Current (Comprehensive) | 1991 | 0 | 85 | 4 | 50 | 10 | 0 | 0 |
| 60445 | Sagicor Life Ins Co | 2. Total Inception-to-Date (Comprehensive) | 1991 | 0 | | 658 | 252 | | | 32 |
| 60445 | Sagicor Life Ins Co | 3. Current (Institutional Only) | 0 | 0 | 0 | 0 | 0 | 0 | 0 | 0 |
| 60445 | Sagicor Life Ins Co | 4. Total Inception-to-Date (Institutional Only) | 0 | 0 | | 0 | 0 | | | 0 |
| 60445 | Sagicor Life Ins Co | 5. Current (Non-Institutional Only) | 0 | 0 | 0 | 0 | 0 | 0 | 0 | 0 |
| 60445 | Sagicor Life Ins Co | 6. Total Inception-to-Date (Non-Institutional Only) | 0 | 0 | | 0 | 0 | | | 0 |
| 60445 | Sagicor Life Ins Co | 7. Current (Grand Total) | 1991 | 0 | 85 | 4 | 50 | 10 | 0 | 0 |
| 60445 | Sagicor Life Ins Co | 8. Total Inception-to-Date (Grand Total) | 1991 | 0 | | 658 | 252 | | | 32 |
| 60488 | American Gen Life Ins Co | 1. Current (Comprehensive) | 0 | 0 | 0 | 0 | 0 | 0 | 0 | 0 |
| 60488 | American Gen Life Ins Co | 2. Total Inception-to-Date (Comprehensive) | 0 | 0 | | 0 | 0 | | | 0 |
| 60488 | American Gen Life Ins Co | 3. Current (Institutional Only) | 0 | 0 | 0 | 0 | 0 | 0 | 0 | 0 |
| 60488 | American Gen Life Ins Co | 4. Total Inception-to-Date (Institutional Only) | 0 | 0 | | 0 | 0 | | | 0 |
| 60488 | American Gen Life Ins Co | 5. Current (Non-Institutional Only) | 0 | 0 | 0 | 0 | 0 | 0 | 0 | 0 |
| 60488 | American Gen Life Ins Co | 6. Total Inception-to-Date (Non-Institutional Only) | 0 | 0 | | 0 | 0 | | | 0 |
| 60488 | American Gen Life Ins Co | 7. Current (Grand Total) | 0 | 0 | 0 | 0 | 0 | 0 | 0 | 0 |
| 60488 | American Gen Life Ins Co | 8. Total Inception-to-Date (Grand Total) | 0 | 0 | | 0 | 0 | | | 0 |
| 60518 | American Hlth & Life Ins Co | 1. Current (Comprehensive) | 1990 | 0 | 90 | 14 | 0 | 10 | 3 | 0 |
| 60518 | American Hlth & Life Ins Co | 2. Total Inception-to-Date (Comprehensive) | 1990 | 0 | | 375 | 3,732 | | | 169 |
| 60518 | American Hlth & Life Ins Co | 3. Current (Institutional Only) | 0 | 0 | 0 | 0 | 0 | 0 | 0 | 0 |
| 60518 | American Hlth & Life Ins Co | 4. Total Inception-to-Date (Institutional Only) | 0 | 0 | | 0 | 0 | | | 0 |
| 60518 | American Hlth & Life Ins Co | 5. Current (Non-Institutional Only) | 1990 | 0 | 91 | 0 | 0 | 0 | 1 | 0 |
| 60518 | American Hlth & Life Ins Co | 6. Total Inception-to-Date (Non-Institutional Only) | 1990 | 0 | | 7 | 104 | | | 92 |
| 60518 | American Hlth & Life Ins Co | 7. Current (Grand Total) | 1990 | 0 | 90 | 14 | 0 | 10 | 4 | 0 |
| 60518 | American Hlth & Life Ins Co | 8. Total Inception-to-Date (Grand Total) | 1990 | 0 | | 382 | 3,836 | | | 261 |

CAUTION: The information contained on this page is UNAUDITED and not a complete analysis nor is it an expression of opinion on any insurer. This page may contain inadvertent errors.

**2021 Long-Term Care Insurance Experience Reporting - Form 4
Direct Group Experience - STAND-ALONE ONLY**

| Company Number | Company Name | Row Description | Calendar Year of Peak | Third Party Funding (%) | Average Attained Age | Earned Premiums | Incurred Claims | Number of Lives In Force Year End | Number of Terminations | Number of New Lives Insured |
|----------------|-------------------------------------|---|-----------------------|-------------------------|----------------------|-----------------|-----------------|-----------------------------------|------------------------|-----------------------------|
| 60526 | American Family Life Assur Co of NY | 1. Current (Comprehensive) | 0 | 0 | 0 | 0 | 0 | 0 | 0 | 0 |
| 60526 | American Family Life Assur Co of NY | 2. Total Inception-to-Date (Comprehensive) | 0 | 0 | | 0 | 0 | | | 0 |
| 60526 | American Family Life Assur Co of NY | 3. Current (Institutional Only) | 0 | 0 | 0 | 0 | 0 | 0 | 0 | 0 |
| 60526 | American Family Life Assur Co of NY | 4. Total Inception-to-Date (Institutional Only) | 0 | 0 | | 0 | 0 | | | 0 |
| 60526 | American Family Life Assur Co of NY | 5. Current (Non-Institutional Only) | 0 | 0 | 0 | 0 | 0 | 0 | 0 | 0 |
| 60526 | American Family Life Assur Co of NY | 6. Total Inception-to-Date (Non-Institutional Only) | 0 | 0 | | 0 | 0 | | | 0 |
| 60526 | American Family Life Assur Co of NY | 7. Current (Grand Total) | 0 | 0 | 0 | 0 | 0 | 0 | 0 | 0 |
| 60526 | American Family Life Assur Co of NY | 8. Total Inception-to-Date (Grand Total) | 0 | 0 | | 0 | 0 | | | 0 |
| 60534 | American Heritage Life Ins Co | 1. Current (Comprehensive) | 0 | 0 | 0 | 0 | 0 | 0 | 0 | 0 |
| 60534 | American Heritage Life Ins Co | 2. Total Inception-to-Date (Comprehensive) | 0 | 0 | | 0 | 0 | | | 0 |
| 60534 | American Heritage Life Ins Co | 3. Current (Institutional Only) | 0 | 0 | 0 | 0 | 0 | 0 | 0 | 0 |
| 60534 | American Heritage Life Ins Co | 4. Total Inception-to-Date (Institutional Only) | 0 | 0 | | 0 | 0 | | | 0 |
| 60534 | American Heritage Life Ins Co | 5. Current (Non-Institutional Only) | 0 | 0 | 0 | 0 | 0 | 0 | 0 | 0 |
| 60534 | American Heritage Life Ins Co | 6. Total Inception-to-Date (Non-Institutional Only) | 0 | 0 | | 0 | 0 | | | 0 |
| 60534 | American Heritage Life Ins Co | 7. Current (Grand Total) | 0 | 0 | 0 | 0 | 0 | 0 | 0 | 0 |
| 60534 | American Heritage Life Ins Co | 8. Total Inception-to-Date (Grand Total) | 0 | 0 | | 0 | 0 | | | 0 |
| 60836 | American Republic Ins Co | 1. Current (Comprehensive) | 1988 | 0 | 92 | 184 | 1,173 | 142 | 69 | 0 |
| 60836 | American Republic Ins Co | 2. Total Inception-to-Date (Comprehensive) | 1988 | 0 | | 217,737 | 165,460 | | | 1,227 |
| 60836 | American Republic Ins Co | 3. Current (Institutional Only) | 0 | 0 | 0 | 0 | 0 | 0 | 0 | 0 |
| 60836 | American Republic Ins Co | 4. Total Inception-to-Date (Institutional Only) | 0 | 0 | | 0 | 0 | | | 0 |
| 60836 | American Republic Ins Co | 5. Current (Non-Institutional Only) | 0 | 0 | 0 | 0 | 0 | 0 | 0 | 0 |
| 60836 | American Republic Ins Co | 6. Total Inception-to-Date (Non-Institutional Only) | 0 | 0 | | 0 | 0 | | | 0 |
| 60836 | American Republic Ins Co | 7. Current (Grand Total) | 1988 | 0 | 0 | 184 | 1,173 | 142 | 69 | 0 |
| 60836 | American Republic Ins Co | 8. Total Inception-to-Date (Grand Total) | 1988 | 0 | | 217,737 | 165,460 | | | 1,227 |
| 60895 | American United Life Ins Co | 1. Current (Comprehensive) | 2004 | 100 | 82 | 171 | 681 | 89 | 7 | 0 |
| 60895 | American United Life Ins Co | 2. Total Inception-to-Date (Comprehensive) | 2004 | 0 | | 5,036 | 6,712 | | | 159 |
| 60895 | American United Life Ins Co | 3. Current (Institutional Only) | 0 | 0 | 0 | 0 | 0 | 0 | 0 | 0 |
| 60895 | American United Life Ins Co | 4. Total Inception-to-Date (Institutional Only) | 0 | 0 | | 0 | 0 | | | 0 |
| 60895 | American United Life Ins Co | 5. Current (Non-Institutional Only) | 0 | 0 | 0 | 0 | 0 | 0 | 0 | 0 |
| 60895 | American United Life Ins Co | 6. Total Inception-to-Date (Non-Institutional Only) | 0 | 0 | | 0 | 0 | | | 0 |
| 60895 | American United Life Ins Co | 7. Current (Grand Total) | 0 | 0 | 0 | 171 | 681 | 89 | 7 | 0 |
| 60895 | American United Life Ins Co | 8. Total Inception-to-Date (Grand Total) | 0 | 0 | | 5,036 | 6,712 | | | 159 |

CAUTION: The information contained on this page is UNAUDITED and not a complete analysis nor is it an expression of opinion on any insurer. This page may contain inadvertent errors.

**2021 Long-Term Care Insurance Experience Reporting - Form 4
Direct Group Experience - STAND-ALONE ONLY**

| Company Number | Company Name | Row Description | Calendar Year of Peak | Third Party Funding (%) | Average Attained Age | Earned Premiums | Incurred Claims | Number of Lives In Force Year End | Number of Terminations | Number of New Lives Insured |
|----------------|------------------------------|---|-----------------------|-------------------------|----------------------|-----------------|-----------------|-----------------------------------|------------------------|-----------------------------|
| 61190 | Auto Owners Life Ins Co | 1. Current (Comprehensive) | 0 | 0 | 0 | 0 | 0 | 0 | 0 | 0 |
| 61190 | Auto Owners Life Ins Co | 2. Total Inception-to-Date (Comprehensive) | 0 | 0 | | 0 | 0 | | | 0 |
| 61190 | Auto Owners Life Ins Co | 3. Current (Institutional Only) | 0 | 0 | 0 | 0 | 0 | 0 | 0 | 0 |
| 61190 | Auto Owners Life Ins Co | 4. Total Inception-to-Date (Institutional Only) | 0 | 0 | | 0 | 0 | | | 0 |
| 61190 | Auto Owners Life Ins Co | 5. Current (Non-Institutional Only) | 0 | 0 | 0 | 0 | 0 | 0 | 0 | 0 |
| 61190 | Auto Owners Life Ins Co | 6. Total Inception-to-Date (Non-Institutional Only) | 0 | 0 | | 0 | 0 | | | 0 |
| 61190 | Auto Owners Life Ins Co | 7. Current (Grand Total) | 0 | 0 | 0 | 0 | 0 | 0 | 0 | 0 |
| 61190 | Auto Owners Life Ins Co | 8. Total Inception-to-Date (Grand Total) | 0 | 0 | | 0 | 0 | | | 0 |
| 61212 | Baltimore Life Ins Co | 1. Current (Comprehensive) | 0 | 0 | 0 | 0 | 0 | 0 | 0 | 0 |
| 61212 | Baltimore Life Ins Co | 2. Total Inception-to-Date (Comprehensive) | 0 | 0 | | 0 | 0 | | | 0 |
| 61212 | Baltimore Life Ins Co | 3. Current (Institutional Only) | 0 | 0 | 0 | 0 | 0 | 0 | 0 | 0 |
| 61212 | Baltimore Life Ins Co | 4. Total Inception-to-Date (Institutional Only) | 0 | 0 | | 0 | 0 | | | 0 |
| 61212 | Baltimore Life Ins Co | 5. Current (Non-Institutional Only) | 0 | 0 | 0 | 0 | 0 | 0 | 0 | 0 |
| 61212 | Baltimore Life Ins Co | 6. Total Inception-to-Date (Non-Institutional Only) | 0 | 0 | | 0 | 0 | | | 0 |
| 61212 | Baltimore Life Ins Co | 7. Current (Grand Total) | 0 | 0 | 0 | 0 | 0 | 0 | 0 | 0 |
| 61212 | Baltimore Life Ins Co | 8. Total Inception-to-Date (Grand Total) | 0 | 0 | | 0 | 0 | | | 0 |
| 61239 | Bankers Fidelity Life Ins Co | 1. Current (Comprehensive) | 0 | 0 | 0 | 0 | 0 | 0 | 0 | 0 |
| 61239 | Bankers Fidelity Life Ins Co | 2. Total Inception-to-Date (Comprehensive) | 0 | 0 | | 0 | 0 | | | 0 |
| 61239 | Bankers Fidelity Life Ins Co | 3. Current (Institutional Only) | 0 | 0 | 0 | 0 | 0 | 0 | 0 | 0 |
| 61239 | Bankers Fidelity Life Ins Co | 4. Total Inception-to-Date (Institutional Only) | 0 | 0 | | 0 | 0 | | | 0 |
| 61239 | Bankers Fidelity Life Ins Co | 5. Current (Non-Institutional Only) | 0 | 0 | 0 | 0 | 0 | 0 | 0 | 0 |
| 61239 | Bankers Fidelity Life Ins Co | 6. Total Inception-to-Date (Non-Institutional Only) | 0 | 0 | | 0 | 0 | | | 0 |
| 61239 | Bankers Fidelity Life Ins Co | 7. Current (Grand Total) | 0 | 0 | 0 | 0 | 0 | 0 | 0 | 0 |
| 61239 | Bankers Fidelity Life Ins Co | 8. Total Inception-to-Date (Grand Total) | 0 | 0 | | 0 | 0 | | | 0 |
| 61263 | Bankers Life & Cas Co | 1. Current (Comprehensive) | 1998 | 0 | 0 | 4 | (2) | 5 | 0 | 0 |
| 61263 | Bankers Life & Cas Co | 2. Total Inception-to-Date (Comprehensive) | 1998 | 0 | | 664 | 992 | | | 17 |
| 61263 | Bankers Life & Cas Co | 3. Current (Institutional Only) | 0 | 0 | 0 | 0 | 0 | 0 | 0 | 0 |
| 61263 | Bankers Life & Cas Co | 4. Total Inception-to-Date (Institutional Only) | 1988 | 0 | | 117 | 265 | | | 3 |
| 61263 | Bankers Life & Cas Co | 5. Current (Non-Institutional Only) | 0 | 0 | 0 | 0 | 0 | 0 | 0 | 0 |
| 61263 | Bankers Life & Cas Co | 6. Total Inception-to-Date (Non-Institutional Only) | 1998 | 0 | | 53 | 0 | | | 1 |
| 61263 | Bankers Life & Cas Co | 7. Current (Grand Total) | 1998 | 0 | 0 | 4 | (2) | 5 | 0 | 0 |
| 61263 | Bankers Life & Cas Co | 8. Total Inception-to-Date (Grand Total) | 1998 | 0 | | 834 | 1,257 | | | 21 |

CAUTION: The information contained on this page is UNAUDITED and not a complete analysis nor is it an expression of opinion on any insurer. This page may contain inadvertent errors.

2021 Long-Term Care Insurance Experience Reporting - Form 4
Direct Group Experience - STAND-ALONE ONLY

| Company Number | Company Name | Row Description | Calendar Year of Peak | Third Party Funding (%) | Average Attained Age | Earned Premiums | Incurred Claims | Number of Lives In Force Year End | Number of Terminations | Number of New Lives Insured |
|----------------|------------------------------|---|-----------------------|-------------------------|----------------------|-----------------|-----------------|-----------------------------------|------------------------|-----------------------------|
| 61271 | Principal Life Ins Co | 1. Current (Comprehensive) | 1992 | 0 | 70 | 1,895 | 340 | 2,691 | 68 | 0 |
| 61271 | Principal Life Ins Co | 2. Total Inception-to-Date (Comprehensive) | 1992 | 0 | | 44,475 | 32,962 | | | 8,879 |
| 61271 | Principal Life Ins Co | 3. Current (Institutional Only) | 0 | 0 | 0 | 0 | 0 | 0 | 0 | 0 |
| 61271 | Principal Life Ins Co | 4. Total Inception-to-Date (Institutional Only) | 0 | 0 | | 0 | 28 | | | 0 |
| 61271 | Principal Life Ins Co | 5. Current (Non-Institutional Only) | 0 | 0 | 0 | 0 | 0 | 0 | 0 | 0 |
| 61271 | Principal Life Ins Co | 6. Total Inception-to-Date (Non-Institutional Only) | 0 | 0 | | 0 | 0 | | | 0 |
| 61271 | Principal Life Ins Co | 7. Current (Grand Total) | 1992 | 0 | 70 | 1,895 | 340 | 2,691 | 68 | 0 |
| 61271 | Principal Life Ins Co | 8. Total Inception-to-Date (Grand Total) | 1992 | 0 | | 44,475 | 32,990 | | | 8,879 |
| 61409 | National Benefit Life Ins Co | 1. Current (Comprehensive) | 0 | 0 | 0 | 0 | 0 | 0 | 0 | 0 |
| 61409 | National Benefit Life Ins Co | 2. Total Inception-to-Date (Comprehensive) | 0 | 0 | | 0 | 0 | | | 0 |
| 61409 | National Benefit Life Ins Co | 3. Current (Institutional Only) | 0 | 0 | 0 | 0 | 0 | 0 | 0 | 0 |
| 61409 | National Benefit Life Ins Co | 4. Total Inception-to-Date (Institutional Only) | 0 | 0 | | 0 | 0 | | | 0 |
| 61409 | National Benefit Life Ins Co | 5. Current (Non-Institutional Only) | 0 | 0 | 0 | 0 | 0 | 0 | 0 | 0 |
| 61409 | National Benefit Life Ins Co | 6. Total Inception-to-Date (Non-Institutional Only) | 0 | 0 | | 0 | 0 | | | 0 |
| 61409 | National Benefit Life Ins Co | 7. Current (Grand Total) | 0 | 0 | 0 | 0 | 0 | 0 | 0 | 0 |
| 61409 | National Benefit Life Ins Co | 8. Total Inception-to-Date (Grand Total) | 0 | 0 | | 0 | 0 | | | 0 |
| 61425 | Trustmark Ins Co | 1. Current (Comprehensive) | 1999 | 0 | 71 | 24 | 0 | 85 | 1 | 0 |
| 61425 | Trustmark Ins Co | 2. Total Inception-to-Date (Comprehensive) | 1999 | 0 | | 1,343 | 129 | | | 142 |
| 61425 | Trustmark Ins Co | 3. Current (Institutional Only) | 0 | 0 | 0 | 0 | 0 | 0 | 0 | 0 |
| 61425 | Trustmark Ins Co | 4. Total Inception-to-Date (Institutional Only) | 0 | 0 | | 0 | 0 | | | 0 |
| 61425 | Trustmark Ins Co | 5. Current (Non-Institutional Only) | 0 | 0 | 0 | 0 | 0 | 0 | 0 | 0 |
| 61425 | Trustmark Ins Co | 6. Total Inception-to-Date (Non-Institutional Only) | 0 | 0 | | 0 | 0 | | | 0 |
| 61425 | Trustmark Ins Co | 7. Current (Grand Total) | 0 | 0 | 0 | 24 | 0 | 85 | 1 | 0 |
| 61425 | Trustmark Ins Co | 8. Total Inception-to-Date (Grand Total) | 0 | 0 | | 1,343 | 129 | | | 142 |
| 61522 | MII Life Ins Inc | 1. Current (Comprehensive) | 0 | 0 | 0 | 0 | 0 | 0 | 0 | 0 |
| 61522 | MII Life Ins Inc | 2. Total Inception-to-Date (Comprehensive) | 0 | 0 | | 0 | 0 | | | 0 |
| 61522 | MII Life Ins Inc | 3. Current (Institutional Only) | 0 | 0 | 0 | 0 | 0 | 0 | 0 | 0 |
| 61522 | MII Life Ins Inc | 4. Total Inception-to-Date (Institutional Only) | 0 | 0 | | 0 | 0 | | | 0 |
| 61522 | MII Life Ins Inc | 5. Current (Non-Institutional Only) | 0 | 0 | 0 | 0 | 0 | 0 | 0 | 0 |
| 61522 | MII Life Ins Inc | 6. Total Inception-to-Date (Non-Institutional Only) | 0 | 0 | | 0 | 0 | | | 0 |
| 61522 | MII Life Ins Inc | 7. Current (Grand Total) | 0 | 0 | 0 | 0 | 0 | 0 | 0 | 0 |
| 61522 | MII Life Ins Inc | 8. Total Inception-to-Date (Grand Total) | 0 | 0 | | 0 | 0 | | | 0 |

CAUTION: The information contained on this page is UNAUDITED and not a complete analysis nor is it an expression of opinion on any insurer. This page may contain inadvertent errors.

2021 Long-Term Care Insurance Experience Reporting - Form 4
Direct Group Experience - STAND-ALONE ONLY

| Company Number | Company Name | Row Description | Calendar Year of Peak | Third Party Funding (%) | Average Attained Age | Earned Premiums | Incurred Claims | Number of Lives In Force Year End | Number of Terminations | Number of New Lives Insured |
|----------------|--------------------------------------|---|-----------------------|-------------------------|----------------------|-----------------|-----------------|-----------------------------------|------------------------|-----------------------------|
| 61557 | Blue Shield of CA Life & Hlth Ins Co | 1. Current (Comprehensive) | 0 | 0 | 0 | 0 | 0 | 0 | 0 | 0 |
| 61557 | Blue Shield of CA Life & Hlth Ins Co | 2. Total Inception-to-Date (Comprehensive) | 0 | 0 | | 0 | 0 | | | 0 |
| 61557 | Blue Shield of CA Life & Hlth Ins Co | 3. Current (Institutional Only) | 0 | 0 | 0 | 0 | 0 | 0 | 0 | 0 |
| 61557 | Blue Shield of CA Life & Hlth Ins Co | 4. Total Inception-to-Date (Institutional Only) | 0 | 0 | | 0 | 0 | | | 0 |
| 61557 | Blue Shield of CA Life & Hlth Ins Co | 5. Current (Non-Institutional Only) | 0 | 0 | 0 | 0 | 0 | 0 | 0 | 0 |
| 61557 | Blue Shield of CA Life & Hlth Ins Co | 6. Total Inception-to-Date (Non-Institutional Only) | 0 | 0 | | 0 | 0 | | | 0 |
| 61557 | Blue Shield of CA Life & Hlth Ins Co | 7. Current (Grand Total) | 0 | 0 | 0 | 0 | 0 | 0 | 0 | 0 |
| 61557 | Blue Shield of CA Life & Hlth Ins Co | 8. Total Inception-to-Date (Grand Total) | 0 | 0 | | 0 | 0 | | | 0 |
| 61751 | Central States H & L Co Of Omaha | 1. Current (Comprehensive) | 0 | 0 | 0 | 0 | 0 | 0 | 0 | 0 |
| 61751 | Central States H & L Co Of Omaha | 2. Total Inception-to-Date (Comprehensive) | 0 | 0 | | 0 | 0 | | | 0 |
| 61751 | Central States H & L Co Of Omaha | 3. Current (Institutional Only) | 0 | 0 | 0 | 0 | 0 | 0 | 0 | 0 |
| 61751 | Central States H & L Co Of Omaha | 4. Total Inception-to-Date (Institutional Only) | 0 | 0 | | 0 | 0 | | | 0 |
| 61751 | Central States H & L Co Of Omaha | 5. Current (Non-Institutional Only) | 0 | 0 | 0 | 0 | 0 | 0 | 0 | 0 |
| 61751 | Central States H & L Co Of Omaha | 6. Total Inception-to-Date (Non-Institutional Only) | 0 | 0 | | 0 | 0 | | | 0 |
| 61751 | Central States H & L Co Of Omaha | 7. Current (Grand Total) | 0 | 0 | 0 | 0 | 0 | 0 | 0 | 0 |
| 61751 | Central States H & L Co Of Omaha | 8. Total Inception-to-Date (Grand Total) | 0 | 0 | | 0 | 0 | | | 0 |
| 61859 | Christian Fidelity Life Ins Co | 1. Current (Comprehensive) | 0 | 0 | 0 | 0 | 0 | 0 | 0 | 0 |
| 61859 | Christian Fidelity Life Ins Co | 2. Total Inception-to-Date (Comprehensive) | 0 | 0 | | 0 | 0 | | | 0 |
| 61859 | Christian Fidelity Life Ins Co | 3. Current (Institutional Only) | 0 | 0 | 0 | 0 | 0 | 0 | 0 | 0 |
| 61859 | Christian Fidelity Life Ins Co | 4. Total Inception-to-Date (Institutional Only) | 0 | 0 | | 0 | 0 | | | 0 |
| 61859 | Christian Fidelity Life Ins Co | 5. Current (Non-Institutional Only) | 0 | 0 | 0 | 0 | 0 | 0 | 0 | 0 |
| 61859 | Christian Fidelity Life Ins Co | 6. Total Inception-to-Date (Non-Institutional Only) | 0 | 0 | | 0 | 0 | | | 0 |
| 61859 | Christian Fidelity Life Ins Co | 7. Current (Grand Total) | 0 | 0 | 0 | 0 | 0 | 0 | 0 | 0 |
| 61859 | Christian Fidelity Life Ins Co | 8. Total Inception-to-Date (Grand Total) | 0 | 0 | | 0 | 0 | | | 0 |
| 61883 | ManhattanLife Ins & Ann Co | 1. Current (Comprehensive) | 0 | 0 | 0 | 0 | 0 | 0 | 0 | 0 |
| 61883 | ManhattanLife Ins & Ann Co | 2. Total Inception-to-Date (Comprehensive) | 0 | 0 | | 0 | 0 | | | 0 |
| 61883 | ManhattanLife Ins & Ann Co | 3. Current (Institutional Only) | 0 | 0 | 0 | 0 | 0 | 0 | 0 | 0 |
| 61883 | ManhattanLife Ins & Ann Co | 4. Total Inception-to-Date (Institutional Only) | 0 | 0 | | 0 | 0 | | | 0 |
| 61883 | ManhattanLife Ins & Ann Co | 5. Current (Non-Institutional Only) | 0 | 0 | 0 | 0 | 0 | 0 | 0 | 0 |
| 61883 | ManhattanLife Ins & Ann Co | 6. Total Inception-to-Date (Non-Institutional Only) | 0 | 0 | | 0 | 0 | | | 0 |
| 61883 | ManhattanLife Ins & Ann Co | 7. Current (Grand Total) | 0 | 0 | 0 | 0 | 0 | 0 | 0 | 0 |
| 61883 | ManhattanLife Ins & Ann Co | 8. Total Inception-to-Date (Grand Total) | 0 | 0 | | 0 | 0 | | | 0 |

CAUTION: The information contained on this page is UNAUDITED and not a complete analysis nor is it an expression of opinion on any insurer. This page may contain inadvertent errors.

**2021 Long-Term Care Insurance Experience Reporting - Form 4
Direct Group Experience - STAND-ALONE ONLY**

| Company Number | Company Name | Row Description | Calendar Year of Peak | Third Party Funding (%) | Average Attained Age | Earned Premiums | Incurred Claims | Number of Lives In Force Year End | Number of Terminations | Number of New Lives Insured |
|----------------|---------------------------------|---|-----------------------|-------------------------|----------------------|-----------------|-----------------|-----------------------------------|------------------------|-----------------------------|
| 61999 | Americo Fin Life & Ann Ins Co | 1. Current (Comprehensive) | 0 | 0 | 0 | 0 | 0 | 0 | 0 | 0 |
| 61999 | Americo Fin Life & Ann Ins Co | 2. Total Inception-to-Date (Comprehensive) | 0 | 0 | | 0 | 0 | | | 0 |
| 61999 | Americo Fin Life & Ann Ins Co | 3. Current (Institutional Only) | 0 | 0 | 0 | 0 | 0 | 0 | 0 | 0 |
| 61999 | Americo Fin Life & Ann Ins Co | 4. Total Inception-to-Date (Institutional Only) | 0 | 0 | | 0 | 0 | | | 0 |
| 61999 | Americo Fin Life & Ann Ins Co | 5. Current (Non-Institutional Only) | 0 | 0 | 0 | 0 | 0 | 0 | 0 | 0 |
| 61999 | Americo Fin Life & Ann Ins Co | 6. Total Inception-to-Date (Non-Institutional Only) | 0 | 0 | | 0 | 0 | | | 0 |
| 61999 | Americo Fin Life & Ann Ins Co | 7. Current (Grand Total) | 0 | 0 | 0 | 0 | 0 | 0 | 0 | 0 |
| 61999 | Americo Fin Life & Ann Ins Co | 8. Total Inception-to-Date (Grand Total) | 0 | 0 | | 0 | 0 | | | 0 |
| 62049 | Colonial Life & Accident Ins Co | 1. Current (Comprehensive) | 0 | 0 | 0 | 0 | 0 | 0 | 0 | 0 |
| 62049 | Colonial Life & Accident Ins Co | 2. Total Inception-to-Date (Comprehensive) | 0 | 0 | | 0 | 0 | | | 0 |
| 62049 | Colonial Life & Accident Ins Co | 3. Current (Institutional Only) | 0 | 0 | 0 | 0 | 0 | 0 | 0 | 0 |
| 62049 | Colonial Life & Accident Ins Co | 4. Total Inception-to-Date (Institutional Only) | 0 | 0 | | 0 | 0 | | | 0 |
| 62049 | Colonial Life & Accident Ins Co | 5. Current (Non-Institutional Only) | 0 | 0 | 0 | 0 | 0 | 0 | 0 | 0 |
| 62049 | Colonial Life & Accident Ins Co | 6. Total Inception-to-Date (Non-Institutional Only) | 0 | 0 | | 0 | 0 | | | 0 |
| 62049 | Colonial Life & Accident Ins Co | 7. Current (Grand Total) | 0 | 0 | 0 | 0 | 0 | 0 | 0 | 0 |
| 62049 | Colonial Life & Accident Ins Co | 8. Total Inception-to-Date (Grand Total) | 0 | 0 | | 0 | 0 | | | 0 |
| 62057 | Lincoln Life & Ann Co of NY | 1. Current (Comprehensive) | 0 | 0 | 0 | 0 | 0 | 0 | 0 | 0 |
| 62057 | Lincoln Life & Ann Co of NY | 2. Total Inception-to-Date (Comprehensive) | 0 | 0 | | 0 | 0 | | | 0 |
| 62057 | Lincoln Life & Ann Co of NY | 3. Current (Institutional Only) | 0 | 0 | 0 | 0 | 0 | 0 | 0 | 0 |
| 62057 | Lincoln Life & Ann Co of NY | 4. Total Inception-to-Date (Institutional Only) | 0 | 0 | | 0 | 0 | | | 0 |
| 62057 | Lincoln Life & Ann Co of NY | 5. Current (Non-Institutional Only) | 0 | 0 | 0 | 0 | 0 | 0 | 0 | 0 |
| 62057 | Lincoln Life & Ann Co of NY | 6. Total Inception-to-Date (Non-Institutional Only) | 0 | 0 | | 0 | 0 | | | 0 |
| 62057 | Lincoln Life & Ann Co of NY | 7. Current (Grand Total) | 0 | 0 | 0 | 0 | 0 | 0 | 0 | 0 |
| 62057 | Lincoln Life & Ann Co of NY | 8. Total Inception-to-Date (Grand Total) | 0 | 0 | | 0 | 0 | | | 0 |
| 62065 | Colonial Penn Life Ins Co | 1. Current (Comprehensive) | 0 | 0 | 0 | 0 | 0 | 0 | 0 | 0 |
| 62065 | Colonial Penn Life Ins Co | 2. Total Inception-to-Date (Comprehensive) | 0 | 0 | | 0 | 0 | | | 0 |
| 62065 | Colonial Penn Life Ins Co | 3. Current (Institutional Only) | 0 | 0 | 0 | 0 | 0 | 0 | 0 | 0 |
| 62065 | Colonial Penn Life Ins Co | 4. Total Inception-to-Date (Institutional Only) | 0 | 0 | | 0 | 0 | | | 0 |
| 62065 | Colonial Penn Life Ins Co | 5. Current (Non-Institutional Only) | 0 | 0 | 0 | 0 | 0 | 0 | 0 | 0 |
| 62065 | Colonial Penn Life Ins Co | 6. Total Inception-to-Date (Non-Institutional Only) | 0 | 0 | | 0 | 0 | | | 0 |
| 62065 | Colonial Penn Life Ins Co | 7. Current (Grand Total) | 0 | 0 | 0 | 0 | 0 | 0 | 0 | 0 |
| 62065 | Colonial Penn Life Ins Co | 8. Total Inception-to-Date (Grand Total) | 0 | 0 | | 0 | 0 | | | 0 |

CAUTION: The information contained on this page is UNAUDITED and not a complete analysis nor is it an expression of opinion on any insurer. This page may contain inadvertent errors.

2021 Long-Term Care Insurance Experience Reporting - Form 4
Direct Group Experience - STAND-ALONE ONLY

| Company Number | Company Name | Row Description | Calendar Year of Peak | Third Party Funding (%) | Average Attained Age | Earned Premiums | Incurred Claims | Number of Lives In Force Year End | Number of Terminations | Number of New Lives Insured |
|----------------|-----------------------------|---|-----------------------|-------------------------|----------------------|-----------------|-----------------|-----------------------------------|------------------------|-----------------------------|
| 62146 | Combined Ins Co Of Amer | 1. Current (Comprehensive) | 0 | 0 | 0 | 0 | 0 | 0 | 0 | 0 |
| 62146 | Combined Ins Co Of Amer | 2. Total Inception-to-Date (Comprehensive) | 0 | 0 | | 0 | 0 | | | 0 |
| 62146 | Combined Ins Co Of Amer | 3. Current (Institutional Only) | 0 | 0 | 0 | 0 | 0 | 0 | 0 | 0 |
| 62146 | Combined Ins Co Of Amer | 4. Total Inception-to-Date (Institutional Only) | 0 | 0 | | 0 | 0 | | | 0 |
| 62146 | Combined Ins Co Of Amer | 5. Current (Non-Institutional Only) | 0 | 0 | 0 | 0 | 0 | 0 | 0 | 0 |
| 62146 | Combined Ins Co Of Amer | 6. Total Inception-to-Date (Non-Institutional Only) | 0 | 0 | | 0 | 0 | | | 0 |
| 62146 | Combined Ins Co Of Amer | 7. Current (Grand Total) | 0 | 0 | 0 | 0 | 0 | 0 | 0 | 0 |
| 62146 | Combined Ins Co Of Amer | 8. Total Inception-to-Date (Grand Total) | 0 | 0 | | 0 | 0 | | | 0 |
| 62235 | Unum Life Ins Co Of Amer | 1. Current (Comprehensive) | 0 | 0 | 0 | 0 | 0 | 0 | 0 | 0 |
| 62235 | Unum Life Ins Co Of Amer | 2. Total Inception-to-Date (Comprehensive) | 0 | 0 | | 0 | 0 | | | 0 |
| 62235 | Unum Life Ins Co Of Amer | 3. Current (Institutional Only) | 0 | 0 | 0 | 0 | 0 | 0 | 0 | 0 |
| 62235 | Unum Life Ins Co Of Amer | 4. Total Inception-to-Date (Institutional Only) | 0 | 0 | | 0 | 0 | | | 0 |
| 62235 | Unum Life Ins Co Of Amer | 5. Current (Non-Institutional Only) | 0 | 0 | 0 | 0 | 0 | 0 | 0 | 0 |
| 62235 | Unum Life Ins Co Of Amer | 6. Total Inception-to-Date (Non-Institutional Only) | 0 | 0 | | 0 | 0 | | | 0 |
| 62235 | Unum Life Ins Co Of Amer | 7. Current (Grand Total) | 0 | 0 | 0 | 0 | 0 | 0 | 0 | 0 |
| 62235 | Unum Life Ins Co Of Amer | 8. Total Inception-to-Date (Grand Total) | 0 | 0 | | 0 | 0 | | | 0 |
| 62286 | Golden Rule Ins Co | 1. Current (Comprehensive) | 0 | 0 | 0 | 0 | 0 | 0 | 0 | 0 |
| 62286 | Golden Rule Ins Co | 2. Total Inception-to-Date (Comprehensive) | 0 | 0 | | 0 | 0 | | | 0 |
| 62286 | Golden Rule Ins Co | 3. Current (Institutional Only) | 0 | 0 | 0 | 0 | 0 | 0 | 0 | 0 |
| 62286 | Golden Rule Ins Co | 4. Total Inception-to-Date (Institutional Only) | 0 | 0 | | 0 | 0 | | | 0 |
| 62286 | Golden Rule Ins Co | 5. Current (Non-Institutional Only) | 0 | 0 | 0 | 0 | 0 | 0 | 0 | 0 |
| 62286 | Golden Rule Ins Co | 6. Total Inception-to-Date (Non-Institutional Only) | 0 | 0 | | 0 | 0 | | | 0 |
| 62286 | Golden Rule Ins Co | 7. Current (Grand Total) | 0 | 0 | 0 | 0 | 0 | 0 | 0 | 0 |
| 62286 | Golden Rule Ins Co | 8. Total Inception-to-Date (Grand Total) | 0 | 0 | | 0 | 0 | | | 0 |
| 62308 | Connecticut Gen Life Ins Co | 1. Current (Comprehensive) | 0 | 0 | 73 | 899 | (417) | 2,138 | 88 | 0 |
| 62308 | Connecticut Gen Life Ins Co | 2. Total Inception-to-Date (Comprehensive) | 0 | 0 | | 65,590 | 27,721 | | | 2,826 |
| 62308 | Connecticut Gen Life Ins Co | 3. Current (Institutional Only) | 0 | 0 | 0 | 0 | 0 | 0 | 0 | 0 |
| 62308 | Connecticut Gen Life Ins Co | 4. Total Inception-to-Date (Institutional Only) | 0 | 0 | | 0 | 0 | | | 0 |
| 62308 | Connecticut Gen Life Ins Co | 5. Current (Non-Institutional Only) | 0 | 0 | 0 | 0 | 0 | 0 | 0 | 0 |
| 62308 | Connecticut Gen Life Ins Co | 6. Total Inception-to-Date (Non-Institutional Only) | 0 | 0 | | 0 | 0 | | | 0 |
| 62308 | Connecticut Gen Life Ins Co | 7. Current (Grand Total) | 0 | 0 | 73 | 899 | (417) | 2,138 | 88 | 0 |
| 62308 | Connecticut Gen Life Ins Co | 8. Total Inception-to-Date (Grand Total) | 0 | 0 | | 65,590 | 27,721 | | | 2,826 |

CAUTION: The information contained on this page is UNAUDITED and not a complete analysis nor is it an expression of opinion on any insurer. This page may contain inadvertent errors.

**2021 Long-Term Care Insurance Experience Reporting - Form 4
Direct Group Experience - STAND-ALONE ONLY**

| Company Number | Company Name | Row Description | Calendar Year of Peak | Third Party Funding (%) | Average Attained Age | Earned Premiums | Incurred Claims | Number of Lives In Force Year End | Number of Terminations | Number of New Lives Insured |
|----------------|--------------------------------------|---|-----------------------|-------------------------|----------------------|-----------------|-----------------|-----------------------------------|------------------------|-----------------------------|
| 62553 | Country Life Ins Co | 1. Current (Comprehensive) | 0 | 0 | 0 | 0 | 0 | 0 | 0 | 0 |
| 62553 | Country Life Ins Co | 2. Total Inception-to-Date (Comprehensive) | 0 | 0 | | 0 | 0 | | | 0 |
| 62553 | Country Life Ins Co | 3. Current (Institutional Only) | 0 | 0 | 0 | 0 | 0 | 0 | 0 | 0 |
| 62553 | Country Life Ins Co | 4. Total Inception-to-Date (Institutional Only) | 0 | 0 | | 0 | 0 | | | 0 |
| 62553 | Country Life Ins Co | 5. Current (Non-Institutional Only) | 0 | 0 | 0 | 0 | 0 | 0 | 0 | 0 |
| 62553 | Country Life Ins Co | 6. Total Inception-to-Date (Non-Institutional Only) | 0 | 0 | | 0 | 0 | | | 0 |
| 62553 | Country Life Ins Co | 7. Current (Grand Total) | 0 | 0 | 0 | 0 | 0 | 0 | 0 | 0 |
| 62553 | Country Life Ins Co | 8. Total Inception-to-Date (Grand Total) | 0 | 0 | | 0 | 0 | | | 0 |
| 62626 | CMFG Life Ins Co | 1. Current (Comprehensive) | 0 | 0 | 0 | 0 | 0 | 0 | 0 | 0 |
| 62626 | CMFG Life Ins Co | 2. Total Inception-to-Date (Comprehensive) | 0 | 0 | | 0 | 0 | | | 0 |
| 62626 | CMFG Life Ins Co | 3. Current (Institutional Only) | 0 | 0 | 0 | 0 | 0 | 0 | 0 | 0 |
| 62626 | CMFG Life Ins Co | 4. Total Inception-to-Date (Institutional Only) | 0 | 0 | | 0 | 0 | | | 0 |
| 62626 | CMFG Life Ins Co | 5. Current (Non-Institutional Only) | 0 | 0 | 0 | 0 | 0 | 0 | 0 | 0 |
| 62626 | CMFG Life Ins Co | 6. Total Inception-to-Date (Non-Institutional Only) | 0 | 0 | | 0 | 0 | | | 0 |
| 62626 | CMFG Life Ins Co | 7. Current (Grand Total) | 0 | 0 | 0 | 0 | 0 | 0 | 0 | 0 |
| 62626 | CMFG Life Ins Co | 8. Total Inception-to-Date (Grand Total) | 0 | 0 | | 0 | 0 | | | 0 |
| 62825 | Anthem Blue Cross Life & Hlth Ins Co | 1. Current (Comprehensive) | 0 | 0 | 0 | 0 | 0 | 0 | 0 | 0 |
| 62825 | Anthem Blue Cross Life & Hlth Ins Co | 2. Total Inception-to-Date (Comprehensive) | 0 | 0 | | 0 | 0 | | | 0 |
| 62825 | Anthem Blue Cross Life & Hlth Ins Co | 3. Current (Institutional Only) | 0 | 0 | 0 | 0 | 0 | 0 | 0 | 0 |
| 62825 | Anthem Blue Cross Life & Hlth Ins Co | 4. Total Inception-to-Date (Institutional Only) | 0 | 0 | | 0 | 0 | | | 0 |
| 62825 | Anthem Blue Cross Life & Hlth Ins Co | 5. Current (Non-Institutional Only) | 0 | 0 | 0 | 0 | 0 | 0 | 0 | 0 |
| 62825 | Anthem Blue Cross Life & Hlth Ins Co | 6. Total Inception-to-Date (Non-Institutional Only) | 0 | 0 | | 0 | 0 | | | 0 |
| 62825 | Anthem Blue Cross Life & Hlth Ins Co | 7. Current (Grand Total) | 0 | 0 | 0 | 0 | 0 | 0 | 0 | 0 |
| 62825 | Anthem Blue Cross Life & Hlth Ins Co | 8. Total Inception-to-Date (Grand Total) | 0 | 0 | | 0 | 0 | | | 0 |
| 62944 | Equitable Financial Life Ins Co | 1. Current (Comprehensive) | 0 | 0 | 0 | 0 | 0 | 0 | 0 | 0 |
| 62944 | Equitable Financial Life Ins Co | 2. Total Inception-to-Date (Comprehensive) | 0 | 0 | | 0 | 0 | | | 0 |
| 62944 | Equitable Financial Life Ins Co | 3. Current (Institutional Only) | 0 | 0 | 0 | 0 | 0 | 0 | 0 | 0 |
| 62944 | Equitable Financial Life Ins Co | 4. Total Inception-to-Date (Institutional Only) | 0 | 0 | | 0 | 0 | | | 0 |
| 62944 | Equitable Financial Life Ins Co | 5. Current (Non-Institutional Only) | 0 | 0 | 0 | 0 | 0 | 0 | 0 | 0 |
| 62944 | Equitable Financial Life Ins Co | 6. Total Inception-to-Date (Non-Institutional Only) | 0 | 0 | | 0 | 0 | | | 0 |
| 62944 | Equitable Financial Life Ins Co | 7. Current (Grand Total) | 0 | 0 | 0 | 0 | 0 | 0 | 0 | 0 |
| 62944 | Equitable Financial Life Ins Co | 8. Total Inception-to-Date (Grand Total) | 0 | 0 | | 0 | 0 | | | 0 |

CAUTION: The information contained on this page is UNAUDITED and not a complete analysis nor is it an expression of opinion on any insurer. This page may contain inadvertent errors.

2021 Long-Term Care Insurance Experience Reporting - Form 4
Direct Group Experience - STAND-ALONE ONLY

| Company Number | Company Name | Row Description | Calendar Year of Peak | Third Party Funding (%) | Average Attained Age | Earned Premiums | Incurred Claims | Number of Lives In Force Year End | Number of Terminations | Number of New Lives Insured |
|----------------|--------------------------------------|---|-----------------------|-------------------------|----------------------|-----------------|-----------------|-----------------------------------|------------------------|-----------------------------|
| 62952 | SILAC Ins Co | 1. Current (Comprehensive) | 0 | 0 | 0 | 0 | 0 | 0 | 0 | 0 |
| 62952 | SILAC Ins Co | 2. Total Inception-to-Date (Comprehensive) | 0 | 0 | | 0 | 0 | | | 0 |
| 62952 | SILAC Ins Co | 3. Current (Institutional Only) | 0 | 0 | 0 | 0 | 0 | 0 | 0 | 0 |
| 62952 | SILAC Ins Co | 4. Total Inception-to-Date (Institutional Only) | 0 | 0 | | 0 | 0 | | | 0 |
| 62952 | SILAC Ins Co | 5. Current (Non-Institutional Only) | 0 | 0 | 0 | 0 | 0 | 0 | 0 | 0 |
| 62952 | SILAC Ins Co | 6. Total Inception-to-Date (Non-Institutional Only) | 0 | 0 | | 0 | 0 | | | 0 |
| 62952 | SILAC Ins Co | 7. Current (Grand Total) | 0 | 0 | 0 | 0 | 0 | 0 | 0 | 0 |
| 62952 | SILAC Ins Co | 8. Total Inception-to-Date (Grand Total) | 0 | 0 | | 0 | 0 | | | 0 |
| 63177 | Farmers New World Life Ins Co | 1. Current (Comprehensive) | 0 | 0 | 0 | 0 | 0 | 0 | 0 | 0 |
| 63177 | Farmers New World Life Ins Co | 2. Total Inception-to-Date (Comprehensive) | 0 | 0 | | 0 | 0 | | | 0 |
| 63177 | Farmers New World Life Ins Co | 3. Current (Institutional Only) | 0 | 0 | 0 | 0 | 0 | 0 | 0 | 0 |
| 63177 | Farmers New World Life Ins Co | 4. Total Inception-to-Date (Institutional Only) | 0 | 0 | | 0 | 0 | | | 0 |
| 63177 | Farmers New World Life Ins Co | 5. Current (Non-Institutional Only) | 0 | 0 | 0 | 0 | 0 | 0 | 0 | 0 |
| 63177 | Farmers New World Life Ins Co | 6. Total Inception-to-Date (Non-Institutional Only) | 0 | 0 | | 0 | 0 | | | 0 |
| 63177 | Farmers New World Life Ins Co | 7. Current (Grand Total) | 0 | 0 | 0 | 0 | 0 | 0 | 0 | 0 |
| 63177 | Farmers New World Life Ins Co | 8. Total Inception-to-Date (Grand Total) | 0 | 0 | | 0 | 0 | | | 0 |
| 63290 | Fidelity Life Assn A Legal Reserve L | 1. Current (Comprehensive) | 0 | 0 | 0 | 0 | 0 | 0 | 0 | 0 |
| 63290 | Fidelity Life Assn A Legal Reserve L | 2. Total Inception-to-Date (Comprehensive) | 0 | 0 | | 0 | 0 | | | 0 |
| 63290 | Fidelity Life Assn A Legal Reserve L | 3. Current (Institutional Only) | 0 | 0 | 0 | 0 | 0 | 0 | 0 | 0 |
| 63290 | Fidelity Life Assn A Legal Reserve L | 4. Total Inception-to-Date (Institutional Only) | 0 | 0 | | 0 | 0 | | | 0 |
| 63290 | Fidelity Life Assn A Legal Reserve L | 5. Current (Non-Institutional Only) | 0 | 0 | 0 | 0 | 0 | 0 | 0 | 0 |
| 63290 | Fidelity Life Assn A Legal Reserve L | 6. Total Inception-to-Date (Non-Institutional Only) | 0 | 0 | | 0 | 0 | | | 0 |
| 63290 | Fidelity Life Assn A Legal Reserve L | 7. Current (Grand Total) | 0 | 0 | 0 | 0 | 0 | 0 | 0 | 0 |
| 63290 | Fidelity Life Assn A Legal Reserve L | 8. Total Inception-to-Date (Grand Total) | 0 | 0 | | 0 | 0 | | | 0 |
| 63312 | Great Amer Life Ins Co | 1. Current (Comprehensive) | 2000 | 0 | 63 | 78 | 22 | 112 | 0 | 0 |
| 63312 | Great Amer Life Ins Co | 2. Total Inception-to-Date (Comprehensive) | 2001 | 0 | | 7,384 | 2,230 | | | 398 |
| 63312 | Great Amer Life Ins Co | 3. Current (Institutional Only) | 0 | 0 | 0 | 0 | 0 | 0 | 0 | 0 |
| 63312 | Great Amer Life Ins Co | 4. Total Inception-to-Date (Institutional Only) | 0 | 0 | | 0 | 0 | | | 0 |
| 63312 | Great Amer Life Ins Co | 5. Current (Non-Institutional Only) | 0 | 0 | 0 | 0 | 0 | 0 | 0 | 0 |
| 63312 | Great Amer Life Ins Co | 6. Total Inception-to-Date (Non-Institutional Only) | 0 | 0 | | 0 | 0 | | | 0 |
| 63312 | Great Amer Life Ins Co | 7. Current (Grand Total) | 2000 | 0 | 63 | 78 | 22 | 112 | 0 | 0 |
| 63312 | Great Amer Life Ins Co | 8. Total Inception-to-Date (Grand Total) | 2001 | 0 | | 7,384 | 2,230 | | | 398 |

CAUTION: The information contained on this page is UNAUDITED and not a complete analysis nor is it an expression of opinion on any insurer. This page may contain inadvertent errors.

2021 Long-Term Care Insurance Experience Reporting - Form 4
Direct Group Experience - STAND-ALONE ONLY

| Company Number | Company Name | Row Description | Calendar Year of Peak | Third Party Funding (%) | Average Attained Age | Earned Premiums | Incurred Claims | Number of Lives In Force Year End | Number of Terminations | Number of New Lives Insured |
|----------------|-----------------------------|---|-----------------------|-------------------------|----------------------|-----------------|-----------------|-----------------------------------|------------------------|-----------------------------|
| 63932 | Athene Life Ins Co of NY | 1. Current (Comprehensive) | 0 | 0 | 0 | 0 | 0 | 0 | 0 | 0 |
| 63932 | Athene Life Ins Co of NY | 2. Total Inception-to-Date (Comprehensive) | 0 | 0 | | 0 | 0 | | | 0 |
| 63932 | Athene Life Ins Co of NY | 3. Current (Institutional Only) | 0 | 0 | 0 | 0 | 0 | 0 | 0 | 0 |
| 63932 | Athene Life Ins Co of NY | 4. Total Inception-to-Date (Institutional Only) | 0 | 0 | | 0 | 0 | | | 0 |
| 63932 | Athene Life Ins Co of NY | 5. Current (Non-Institutional Only) | 0 | 0 | 0 | 0 | 0 | 0 | 0 | 0 |
| 63932 | Athene Life Ins Co of NY | 6. Total Inception-to-Date (Non-Institutional Only) | 0 | 0 | | 0 | 0 | | | 0 |
| 63932 | Athene Life Ins Co of NY | 7. Current (Grand Total) | 0 | 0 | 0 | 0 | 0 | 0 | 0 | 0 |
| 63932 | Athene Life Ins Co of NY | 8. Total Inception-to-Date (Grand Total) | 0 | 0 | | 0 | 0 | | | 0 |
| 64190 | Allianz Life Ins Co Of NY | 1. Current (Comprehensive) | 1989 | 0 | 100 | 1 | (1) | 1 | 0 | 0 |
| 64190 | Allianz Life Ins Co Of NY | 2. Total Inception-to-Date (Comprehensive) | 1989 | 0 | | 324 | 10 | | | 22 |
| 64190 | Allianz Life Ins Co Of NY | 3. Current (Institutional Only) | 0 | 0 | 0 | 0 | 0 | 0 | 0 | 0 |
| 64190 | Allianz Life Ins Co Of NY | 4. Total Inception-to-Date (Institutional Only) | 0 | 0 | | 0 | 0 | | | 0 |
| 64190 | Allianz Life Ins Co Of NY | 5. Current (Non-Institutional Only) | 0 | 0 | 0 | 0 | 0 | 0 | 0 | 0 |
| 64190 | Allianz Life Ins Co Of NY | 6. Total Inception-to-Date (Non-Institutional Only) | 0 | 0 | | 0 | 0 | | | 0 |
| 64190 | Allianz Life Ins Co Of NY | 7. Current (Grand Total) | 1989 | 0 | 100 | 1 | (1) | 1 | 0 | 0 |
| 64190 | Allianz Life Ins Co Of NY | 8. Total Inception-to-Date (Grand Total) | 1989 | 0 | | 324 | 10 | | | 22 |
| 64211 | Guarantee Trust Life Ins Co | 1. Current (Comprehensive) | 0 | 0 | 0 | 0 | 0 | 0 | 0 | 0 |
| 64211 | Guarantee Trust Life Ins Co | 2. Total Inception-to-Date (Comprehensive) | 0 | 0 | | 0 | 0 | | | 0 |
| 64211 | Guarantee Trust Life Ins Co | 3. Current (Institutional Only) | 0 | 0 | 0 | 0 | 0 | 0 | 0 | 0 |
| 64211 | Guarantee Trust Life Ins Co | 4. Total Inception-to-Date (Institutional Only) | 0 | 0 | | 0 | 0 | | | 0 |
| 64211 | Guarantee Trust Life Ins Co | 5. Current (Non-Institutional Only) | 0 | 0 | 0 | 0 | 0 | 0 | 0 | 0 |
| 64211 | Guarantee Trust Life Ins Co | 6. Total Inception-to-Date (Non-Institutional Only) | 0 | 0 | | 0 | 0 | | | 0 |
| 64211 | Guarantee Trust Life Ins Co | 7. Current (Grand Total) | 0 | 0 | 0 | 0 | 0 | 0 | 0 | 0 |
| 64211 | Guarantee Trust Life Ins Co | 8. Total Inception-to-Date (Grand Total) | 0 | 0 | | 0 | 0 | | | 0 |
| 64238 | Guaranty Income Life Ins Co | 1. Current (Comprehensive) | 0 | 0 | 0 | 0 | 0 | 0 | 0 | 0 |
| 64238 | Guaranty Income Life Ins Co | 2. Total Inception-to-Date (Comprehensive) | 0 | 0 | | 0 | 0 | | | 0 |
| 64238 | Guaranty Income Life Ins Co | 3. Current (Institutional Only) | 0 | 0 | 0 | 0 | 0 | 0 | 0 | 0 |
| 64238 | Guaranty Income Life Ins Co | 4. Total Inception-to-Date (Institutional Only) | 0 | 0 | | 0 | 0 | | | 0 |
| 64238 | Guaranty Income Life Ins Co | 5. Current (Non-Institutional Only) | 0 | 0 | 0 | 0 | 0 | 0 | 0 | 0 |
| 64238 | Guaranty Income Life Ins Co | 6. Total Inception-to-Date (Non-Institutional Only) | 0 | 0 | | 0 | 0 | | | 0 |
| 64238 | Guaranty Income Life Ins Co | 7. Current (Grand Total) | 0 | 0 | 0 | 0 | 0 | 0 | 0 | 0 |
| 64238 | Guaranty Income Life Ins Co | 8. Total Inception-to-Date (Grand Total) | 0 | 0 | | 0 | 0 | | | 0 |

CAUTION: The information contained on this page is UNAUDITED and not a complete analysis nor is it an expression of opinion on any insurer. This page may contain inadvertent errors.

**2021 Long-Term Care Insurance Experience Reporting - Form 4
Direct Group Experience - STAND-ALONE ONLY**

| Company Number | Company Name | Row Description | Calendar Year of Peak | Third Party Funding (%) | Average Attained Age | Earned Premiums | Incurred Claims | Number of Lives In Force Year End | Number of Terminations | Number of New Lives Insured |
|----------------|--------------------------------|---|-----------------------|-------------------------|----------------------|-----------------|-----------------|-----------------------------------|------------------------|-----------------------------|
| 64297 | First Unum Life Ins Co | 1. Current (Comprehensive) | 0 | 0 | 0 | 0 | 0 | 0 | 0 | 0 |
| 64297 | First Unum Life Ins Co | 2. Total Inception-to-Date (Comprehensive) | 0 | 0 | | 0 | 0 | | | 0 |
| 64297 | First Unum Life Ins Co | 3. Current (Institutional Only) | 0 | 0 | 0 | 0 | 0 | 0 | 0 | 0 |
| 64297 | First Unum Life Ins Co | 4. Total Inception-to-Date (Institutional Only) | 0 | 0 | | 0 | 0 | | | 0 |
| 64297 | First Unum Life Ins Co | 5. Current (Non-Institutional Only) | 0 | 0 | 0 | 0 | 0 | 0 | 0 | 0 |
| 64297 | First Unum Life Ins Co | 6. Total Inception-to-Date (Non-Institutional Only) | 0 | 0 | | 0 | 0 | | | 0 |
| 64297 | First Unum Life Ins Co | 7. Current (Grand Total) | 0 | 0 | 0 | 0 | 0 | 0 | 0 | 0 |
| 64297 | First Unum Life Ins Co | 8. Total Inception-to-Date (Grand Total) | 0 | 0 | | 0 | 0 | | | 0 |
| 64688 | SCOR Global Life Amer Reins Co | 1. Current (Comprehensive) | 0 | 0 | 0 | 0 | 0 | 0 | 0 | 0 |
| 64688 | SCOR Global Life Amer Reins Co | 2. Total Inception-to-Date (Comprehensive) | 0 | 0 | | 0 | 0 | | | 0 |
| 64688 | SCOR Global Life Amer Reins Co | 3. Current (Institutional Only) | 0 | 0 | 0 | 0 | 0 | 0 | 0 | 0 |
| 64688 | SCOR Global Life Amer Reins Co | 4. Total Inception-to-Date (Institutional Only) | 0 | 0 | | 0 | 0 | | | 0 |
| 64688 | SCOR Global Life Amer Reins Co | 5. Current (Non-Institutional Only) | 0 | 0 | 0 | 0 | 0 | 0 | 0 | 0 |
| 64688 | SCOR Global Life Amer Reins Co | 6. Total Inception-to-Date (Non-Institutional Only) | 0 | 0 | | 0 | 0 | | | 0 |
| 64688 | SCOR Global Life Amer Reins Co | 7. Current (Grand Total) | 0 | 0 | 0 | 0 | 0 | 0 | 0 | 0 |
| 64688 | SCOR Global Life Amer Reins Co | 8. Total Inception-to-Date (Grand Total) | 0 | 0 | | 0 | 0 | | | 0 |
| 65005 | RiverSource Life Ins Co | 1. Current (Comprehensive) | 1996 | 0 | 80 | 10,011 | 20,080 | 3,719 | 305 | 0 |
| 65005 | RiverSource Life Ins Co | 2. Total Inception-to-Date (Comprehensive) | 1996 | 0 | | 309,970 | 236,254 | | | 12,761 |
| 65005 | RiverSource Life Ins Co | 3. Current (Institutional Only) | 0 | 0 | 0 | 0 | 0 | 0 | 0 | 0 |
| 65005 | RiverSource Life Ins Co | 4. Total Inception-to-Date (Institutional Only) | 0 | 0 | | 0 | 0 | | | 0 |
| 65005 | RiverSource Life Ins Co | 5. Current (Non-Institutional Only) | 0 | 0 | 0 | 0 | 0 | 0 | 0 | 0 |
| 65005 | RiverSource Life Ins Co | 6. Total Inception-to-Date (Non-Institutional Only) | 0 | 0 | | 0 | 0 | | | 0 |
| 65005 | RiverSource Life Ins Co | 7. Current (Grand Total) | 1996 | 0 | 80 | 10,011 | 20,080 | 3,719 | 305 | 0 |
| 65005 | RiverSource Life Ins Co | 8. Total Inception-to-Date (Grand Total) | 1996 | 0 | | 309,970 | 236,254 | | | 12,761 |
| 65056 | Jackson Natl Life Ins Co | 1. Current (Comprehensive) | 0 | 0 | 0 | 0 | 0 | 0 | 0 | 0 |
| 65056 | Jackson Natl Life Ins Co | 2. Total Inception-to-Date (Comprehensive) | 0 | 0 | | 0 | 0 | | | 0 |
| 65056 | Jackson Natl Life Ins Co | 3. Current (Institutional Only) | 0 | 0 | 0 | 0 | 0 | 0 | 0 | 0 |
| 65056 | Jackson Natl Life Ins Co | 4. Total Inception-to-Date (Institutional Only) | 0 | 0 | | 0 | 0 | | | 0 |
| 65056 | Jackson Natl Life Ins Co | 5. Current (Non-Institutional Only) | 0 | 0 | 0 | 0 | 0 | 0 | 0 | 0 |
| 65056 | Jackson Natl Life Ins Co | 6. Total Inception-to-Date (Non-Institutional Only) | 0 | 0 | | 0 | 0 | | | 0 |
| 65056 | Jackson Natl Life Ins Co | 7. Current (Grand Total) | 0 | 0 | 0 | 0 | 0 | 0 | 0 | 0 |
| 65056 | Jackson Natl Life Ins Co | 8. Total Inception-to-Date (Grand Total) | 0 | 0 | | 0 | 0 | | | 0 |

CAUTION: The information contained on this page is UNAUDITED and not a complete analysis nor is it an expression of opinion on any insurer. This page may contain inadvertent errors.

2021 Long-Term Care Insurance Experience Reporting - Form 4
Direct Group Experience - STAND-ALONE ONLY

| Company Number | Company Name | Row Description | Calendar Year of Peak | Third Party Funding (%) | Average Attained Age | Earned Premiums | Incurred Claims | Number of Lives In Force Year End | Number of Terminations | Number of New Lives Insured |
|----------------|----------------------------|---|-----------------------|-------------------------|----------------------|-----------------|-----------------|-----------------------------------|------------------------|-----------------------------|
| 65080 | John Alden Life Ins Co | 1. Current (Comprehensive) | 0 | 0 | 0 | 0 | 0 | 0 | 0 | 0 |
| 65080 | John Alden Life Ins Co | 2. Total Inception-to-Date (Comprehensive) | 0 | 0 | | 0 | 0 | | | 0 |
| 65080 | John Alden Life Ins Co | 3. Current (Institutional Only) | 0 | 0 | 0 | 0 | 0 | 0 | 0 | 0 |
| 65080 | John Alden Life Ins Co | 4. Total Inception-to-Date (Institutional Only) | 0 | 0 | | 0 | 0 | | | 0 |
| 65080 | John Alden Life Ins Co | 5. Current (Non-Institutional Only) | 0 | 0 | 0 | 0 | 0 | 0 | 0 | 0 |
| 65080 | John Alden Life Ins Co | 6. Total Inception-to-Date (Non-Institutional Only) | 0 | 0 | | 0 | 0 | | | 0 |
| 65080 | John Alden Life Ins Co | 7. Current (Grand Total) | 0 | 0 | 0 | 0 | 0 | 0 | 0 | 0 |
| 65080 | John Alden Life Ins Co | 8. Total Inception-to-Date (Grand Total) | 0 | 0 | | 0 | 0 | | | 0 |
| 65242 | Lafayette Life Ins Co | 1. Current (Comprehensive) | 0 | 0 | 0 | 0 | 0 | 0 | 0 | 0 |
| 65242 | Lafayette Life Ins Co | 2. Total Inception-to-Date (Comprehensive) | 0 | 0 | | 0 | 0 | | | 0 |
| 65242 | Lafayette Life Ins Co | 3. Current (Institutional Only) | 0 | 0 | 0 | 0 | 0 | 0 | 0 | 0 |
| 65242 | Lafayette Life Ins Co | 4. Total Inception-to-Date (Institutional Only) | 0 | 0 | | 0 | 0 | | | 0 |
| 65242 | Lafayette Life Ins Co | 5. Current (Non-Institutional Only) | 0 | 0 | 0 | 0 | 0 | 0 | 0 | 0 |
| 65242 | Lafayette Life Ins Co | 6. Total Inception-to-Date (Non-Institutional Only) | 0 | 0 | | 0 | 0 | | | 0 |
| 65242 | Lafayette Life Ins Co | 7. Current (Grand Total) | 0 | 0 | 0 | 0 | 0 | 0 | 0 | 0 |
| 65242 | Lafayette Life Ins Co | 8. Total Inception-to-Date (Grand Total) | 0 | 0 | | 0 | 0 | | | 0 |
| 65536 | Genworth Life & Ann Ins Co | 1. Current (Comprehensive) | 0 | 0 | 0 | 0 | 0 | 0 | 0 | 0 |
| 65536 | Genworth Life & Ann Ins Co | 2. Total Inception-to-Date (Comprehensive) | 0 | 0 | | 0 | 0 | | | 0 |
| 65536 | Genworth Life & Ann Ins Co | 3. Current (Institutional Only) | 0 | 0 | 0 | 0 | 0 | 0 | 0 | 0 |
| 65536 | Genworth Life & Ann Ins Co | 4. Total Inception-to-Date (Institutional Only) | 0 | 0 | | 0 | 0 | | | 0 |
| 65536 | Genworth Life & Ann Ins Co | 5. Current (Non-Institutional Only) | 0 | 0 | 0 | 0 | 0 | 0 | 0 | 0 |
| 65536 | Genworth Life & Ann Ins Co | 6. Total Inception-to-Date (Non-Institutional Only) | 0 | 0 | | 0 | 0 | | | 0 |
| 65536 | Genworth Life & Ann Ins Co | 7. Current (Grand Total) | 0 | 0 | 0 | 0 | 0 | 0 | 0 | 0 |
| 65536 | Genworth Life & Ann Ins Co | 8. Total Inception-to-Date (Grand Total) | 0 | 0 | | 0 | 0 | | | 0 |
| 65595 | Lincoln Benefit Life Co | 1. Current (Comprehensive) | 0 | 0 | 0 | 0 | 0 | 0 | 0 | 0 |
| 65595 | Lincoln Benefit Life Co | 2. Total Inception-to-Date (Comprehensive) | 0 | 0 | | 0 | 0 | | | 0 |
| 65595 | Lincoln Benefit Life Co | 3. Current (Institutional Only) | 0 | 0 | 0 | 0 | 0 | 0 | 0 | 0 |
| 65595 | Lincoln Benefit Life Co | 4. Total Inception-to-Date (Institutional Only) | 0 | 0 | | 0 | 0 | | | 0 |
| 65595 | Lincoln Benefit Life Co | 5. Current (Non-Institutional Only) | 0 | 0 | 0 | 0 | 0 | 0 | 0 | 0 |
| 65595 | Lincoln Benefit Life Co | 6. Total Inception-to-Date (Non-Institutional Only) | 0 | 0 | | 0 | 0 | | | 0 |
| 65595 | Lincoln Benefit Life Co | 7. Current (Grand Total) | 0 | 0 | 0 | 0 | 0 | 0 | 0 | 0 |
| 65595 | Lincoln Benefit Life Co | 8. Total Inception-to-Date (Grand Total) | 0 | 0 | | 0 | 0 | | | 0 |

CAUTION: The information contained on this page is UNAUDITED and not a complete analysis nor is it an expression of opinion on any insurer. This page may contain inadvertent errors.

**2021 Long-Term Care Insurance Experience Reporting - Form 4
Direct Group Experience - STAND-ALONE ONLY**

| Company Number | Company Name | Row Description | Calendar Year of Peak | Third Party Funding (%) | Average Attained Age | Earned Premiums | Incurred Claims | Number of Lives In Force Year End | Number of Terminations | Number of New Lives Insured |
|----------------|------------------------------|---|-----------------------|-------------------------|----------------------|-----------------|-----------------|-----------------------------------|------------------------|-----------------------------|
| 65676 | Lincoln Natl Life Ins Co | 1. Current (Comprehensive) | 1992 | 0 | 74 | (22) | (5) | 19 | 3 | 0 |
| 65676 | Lincoln Natl Life Ins Co | 2. Total Inception-to-Date (Comprehensive) | 1992 | 0 | | 762 | 744 | | | 48 |
| 65676 | Lincoln Natl Life Ins Co | 3. Current (Institutional Only) | 0 | 0 | 0 | 0 | 0 | 0 | 0 | 0 |
| 65676 | Lincoln Natl Life Ins Co | 4. Total Inception-to-Date (Institutional Only) | 0 | 0 | | 0 | 0 | | | 0 |
| 65676 | Lincoln Natl Life Ins Co | 5. Current (Non-Institutional Only) | 0 | 0 | 0 | 0 | 0 | 0 | 0 | 0 |
| 65676 | Lincoln Natl Life Ins Co | 6. Total Inception-to-Date (Non-Institutional Only) | 0 | 0 | | 0 | 0 | | | 0 |
| 65676 | Lincoln Natl Life Ins Co | 7. Current (Grand Total) | 0 | 0 | 0 | (22) | (5) | 19 | 3 | 0 |
| 65676 | Lincoln Natl Life Ins Co | 8. Total Inception-to-Date (Grand Total) | 0 | 0 | | 762 | 744 | | | 48 |
| 65722 | Loyal Amer Life Ins Co | 1. Current (Comprehensive) | 0 | 0 | 0 | 0 | 0 | 0 | 0 | 0 |
| 65722 | Loyal Amer Life Ins Co | 2. Total Inception-to-Date (Comprehensive) | 0 | 0 | | 0 | 0 | | | 0 |
| 65722 | Loyal Amer Life Ins Co | 3. Current (Institutional Only) | 0 | 0 | 0 | 0 | 0 | 0 | 0 | 0 |
| 65722 | Loyal Amer Life Ins Co | 4. Total Inception-to-Date (Institutional Only) | 0 | 0 | | 0 | 0 | | | 0 |
| 65722 | Loyal Amer Life Ins Co | 5. Current (Non-Institutional Only) | 0 | 0 | 0 | 0 | 0 | 0 | 0 | 0 |
| 65722 | Loyal Amer Life Ins Co | 6. Total Inception-to-Date (Non-Institutional Only) | 0 | 0 | | 0 | 0 | | | 0 |
| 65722 | Loyal Amer Life Ins Co | 7. Current (Grand Total) | 0 | 0 | 0 | 0 | 0 | 0 | 0 | 0 |
| 65722 | Loyal Amer Life Ins Co | 8. Total Inception-to-Date (Grand Total) | 0 | 0 | | 0 | 0 | | | 0 |
| 65781 | Madison Natl Life Ins Co Inc | 1. Current (Comprehensive) | 0 | 0 | 0 | 0 | 0 | 0 | 0 | 0 |
| 65781 | Madison Natl Life Ins Co Inc | 2. Total Inception-to-Date (Comprehensive) | 0 | 0 | | 0 | 0 | | | 0 |
| 65781 | Madison Natl Life Ins Co Inc | 3. Current (Institutional Only) | 0 | 0 | 0 | 0 | 0 | 0 | 0 | 0 |
| 65781 | Madison Natl Life Ins Co Inc | 4. Total Inception-to-Date (Institutional Only) | 0 | 0 | | 0 | 0 | | | 0 |
| 65781 | Madison Natl Life Ins Co Inc | 5. Current (Non-Institutional Only) | 0 | 0 | 0 | 0 | 0 | 0 | 0 | 0 |
| 65781 | Madison Natl Life Ins Co Inc | 6. Total Inception-to-Date (Non-Institutional Only) | 0 | 0 | | 0 | 0 | | | 0 |
| 65781 | Madison Natl Life Ins Co Inc | 7. Current (Grand Total) | 0 | 0 | 0 | 0 | 0 | 0 | 0 | 0 |
| 65781 | Madison Natl Life Ins Co Inc | 8. Total Inception-to-Date (Grand Total) | 0 | 0 | | 0 | 0 | | | 0 |
| 65838 | John Hancock Life Ins Co USA | 1. Current (Comprehensive) | 2007 | 1 | 67 | 345,994 | 258,788 | 291,378 | 5,801 | 0 |
| 65838 | John Hancock Life Ins Co USA | 2. Total Inception-to-Date (Comprehensive) | 2007 | 1 | | 5,619,725 | 2,353,068 | | | 545,559 |
| 65838 | John Hancock Life Ins Co USA | 3. Current (Institutional Only) | 0 | 0 | 0 | 0 | 0 | 0 | 0 | 0 |
| 65838 | John Hancock Life Ins Co USA | 4. Total Inception-to-Date (Institutional Only) | 0 | 0 | | 0 | 0 | | | 0 |
| 65838 | John Hancock Life Ins Co USA | 5. Current (Non-Institutional Only) | 0 | 0 | 0 | 0 | 0 | 0 | 0 | 0 |
| 65838 | John Hancock Life Ins Co USA | 6. Total Inception-to-Date (Non-Institutional Only) | 0 | 0 | | 0 | 0 | | | 0 |
| 65838 | John Hancock Life Ins Co USA | 7. Current (Grand Total) | 2007 | 1 | 67 | 345,994 | 258,788 | 291,378 | 5,801 | 0 |
| 65838 | John Hancock Life Ins Co USA | 8. Total Inception-to-Date (Grand Total) | 2007 | 1 | | 5,619,725 | 2,353,068 | | | 545,559 |

CAUTION: The information contained on this page is UNAUDITED and not a complete analysis nor is it an expression of opinion on any insurer. This page may contain inadvertent errors.

**2021 Long-Term Care Insurance Experience Reporting - Form 4
Direct Group Experience - STAND-ALONE ONLY**

| Company Number | Company Name | Row Description | Calendar Year of Peak | Third Party Funding (%) | Average Attained Age | Earned Premiums | Incurred Claims | Number of Lives In Force Year End | Number of Terminations | Number of New Lives Insured |
|----------------|---------------------------------|---|-----------------------|-------------------------|----------------------|-----------------|-----------------|-----------------------------------|------------------------|-----------------------------|
| 65919 | Primerica Life Ins Co | 1. Current (Comprehensive) | 0 | 0 | 0 | 0 | 0 | 0 | 0 | 0 |
| 65919 | Primerica Life Ins Co | 2. Total Inception-to-Date (Comprehensive) | 0 | 0 | | 0 | 0 | | | 0 |
| 65919 | Primerica Life Ins Co | 3. Current (Institutional Only) | 0 | 0 | 0 | 0 | 0 | 0 | 0 | 0 |
| 65919 | Primerica Life Ins Co | 4. Total Inception-to-Date (Institutional Only) | 0 | 0 | | 0 | 0 | | | 0 |
| 65919 | Primerica Life Ins Co | 5. Current (Non-Institutional Only) | 0 | 0 | 0 | 0 | 0 | 0 | 0 | 0 |
| 65919 | Primerica Life Ins Co | 6. Total Inception-to-Date (Non-Institutional Only) | 0 | 0 | | 0 | 0 | | | 0 |
| 65919 | Primerica Life Ins Co | 7. Current (Grand Total) | 0 | 0 | 0 | 0 | 0 | 0 | 0 | 0 |
| 65919 | Primerica Life Ins Co | 8. Total Inception-to-Date (Grand Total) | 0 | 0 | | 0 | 0 | | | 0 |
| 65935 | Massachusetts Mut Life Ins Co | 1. Current (Comprehensive) | 0 | 0 | 0 | 0 | 0 | 0 | 0 | 0 |
| 65935 | Massachusetts Mut Life Ins Co | 2. Total Inception-to-Date (Comprehensive) | 0 | 0 | | 0 | 0 | | | 0 |
| 65935 | Massachusetts Mut Life Ins Co | 3. Current (Institutional Only) | 0 | 0 | 0 | 0 | 0 | 0 | 0 | 0 |
| 65935 | Massachusetts Mut Life Ins Co | 4. Total Inception-to-Date (Institutional Only) | 0 | 0 | | 0 | 0 | | | 0 |
| 65935 | Massachusetts Mut Life Ins Co | 5. Current (Non-Institutional Only) | 0 | 0 | 0 | 0 | 0 | 0 | 0 | 0 |
| 65935 | Massachusetts Mut Life Ins Co | 6. Total Inception-to-Date (Non-Institutional Only) | 0 | 0 | | 0 | 0 | | | 0 |
| 65935 | Massachusetts Mut Life Ins Co | 7. Current (Grand Total) | 0 | 0 | 0 | 0 | 0 | 0 | 0 | 0 |
| 65935 | Massachusetts Mut Life Ins Co | 8. Total Inception-to-Date (Grand Total) | 0 | 0 | | 0 | 0 | | | 0 |
| 65978 | Metropolitan Life Ins Co | 1. Current (Comprehensive) | 2001 | 0 | 72 | 269,955 | 301,458 | 213,077 | 6,819 | 0 |
| 65978 | Metropolitan Life Ins Co | 2. Total Inception-to-Date (Comprehensive) | 2001 | 0 | | 7,319,390 | 3,621,661 | | | 480,284 |
| 65978 | Metropolitan Life Ins Co | 3. Current (Institutional Only) | 2001 | 0 | 79 | 23,726 | 58,519 | 28,463 | 1,755 | 0 |
| 65978 | Metropolitan Life Ins Co | 4. Total Inception-to-Date (Institutional Only) | 1992 | 0 | | 663,928 | 655,176 | | | 83,871 |
| 65978 | Metropolitan Life Ins Co | 5. Current (Non-Institutional Only) | 0 | 0 | 0 | 0 | 0 | 0 | 0 | 0 |
| 65978 | Metropolitan Life Ins Co | 6. Total Inception-to-Date (Non-Institutional Only) | 0 | 0 | | 0 | 0 | | | 0 |
| 65978 | Metropolitan Life Ins Co | 7. Current (Grand Total) | 2001 | 0 | 73 | 293,681 | 359,977 | 241,540 | 8,574 | 0 |
| 65978 | Metropolitan Life Ins Co | 8. Total Inception-to-Date (Grand Total) | 2001 | 0 | | 7,983,318 | 4,276,837 | | | 564,155 |
| 66087 | Mid West Natl Life Ins Co Of TN | 1. Current (Comprehensive) | 0 | 0 | 0 | 0 | 0 | 0 | 0 | 0 |
| 66087 | Mid West Natl Life Ins Co Of TN | 2. Total Inception-to-Date (Comprehensive) | 0 | 0 | | 0 | 0 | | | 0 |
| 66087 | Mid West Natl Life Ins Co Of TN | 3. Current (Institutional Only) | 0 | 0 | 0 | 0 | 0 | 0 | 0 | 0 |
| 66087 | Mid West Natl Life Ins Co Of TN | 4. Total Inception-to-Date (Institutional Only) | 0 | 0 | | 0 | 0 | | | 0 |
| 66087 | Mid West Natl Life Ins Co Of TN | 5. Current (Non-Institutional Only) | 0 | 0 | 0 | 0 | 0 | 0 | 0 | 0 |
| 66087 | Mid West Natl Life Ins Co Of TN | 6. Total Inception-to-Date (Non-Institutional Only) | 0 | 0 | | 0 | 0 | | | 0 |
| 66087 | Mid West Natl Life Ins Co Of TN | 7. Current (Grand Total) | 0 | 0 | 0 | 0 | 0 | 0 | 0 | 0 |
| 66087 | Mid West Natl Life Ins Co Of TN | 8. Total Inception-to-Date (Grand Total) | 0 | 0 | | 0 | 0 | | | 0 |

CAUTION: The information contained on this page is UNAUDITED and not a complete analysis nor is it an expression of opinion on any insurer. This page may contain inadvertent errors.

2021 Long-Term Care Insurance Experience Reporting - Form 4
Direct Group Experience - STAND-ALONE ONLY

| Company Number | Company Name | Row Description | Calendar Year of Peak | Third Party Funding (%) | Average Attained Age | Earned Premiums | Incurred Claims | Number of Lives In Force Year End | Number of Terminations | Number of New Lives Insured |
|----------------|-------------------------------|---|-----------------------|-------------------------|----------------------|-----------------|-----------------|-----------------------------------|------------------------|-----------------------------|
| 66133 | Wilton Reassur Co | 1. Current (Comprehensive) | 0 | 0 | 0 | 0 | 0 | 0 | 0 | 0 |
| 66133 | Wilton Reassur Co | 2. Total Inception-to-Date (Comprehensive) | 0 | 0 | | 0 | 0 | | | 0 |
| 66133 | Wilton Reassur Co | 3. Current (Institutional Only) | 0 | 0 | 0 | 0 | 0 | 0 | 0 | 0 |
| 66133 | Wilton Reassur Co | 4. Total Inception-to-Date (Institutional Only) | 0 | 0 | | 0 | 0 | | | 0 |
| 66133 | Wilton Reassur Co | 5. Current (Non-Institutional Only) | 0 | 0 | 0 | 0 | 0 | 0 | 0 | 0 |
| 66133 | Wilton Reassur Co | 6. Total Inception-to-Date (Non-Institutional Only) | 0 | 0 | | 0 | 0 | | | 0 |
| 66133 | Wilton Reassur Co | 7. Current (Grand Total) | 0 | 0 | 0 | 0 | 0 | 0 | 0 | 0 |
| 66133 | Wilton Reassur Co | 8. Total Inception-to-Date (Grand Total) | 0 | 0 | | 0 | 0 | | | 0 |
| 66168 | Minnesota Life Ins Co | 1. Current (Comprehensive) | 1990 | 0 | 79 | 3 | 7 | 5 | 1 | 0 |
| 66168 | Minnesota Life Ins Co | 2. Total Inception-to-Date (Comprehensive) | 1990 | 0 | | 286 | 235 | | | 0 |
| 66168 | Minnesota Life Ins Co | 3. Current (Institutional Only) | 0 | 0 | 0 | 0 | 0 | 0 | 0 | 0 |
| 66168 | Minnesota Life Ins Co | 4. Total Inception-to-Date (Institutional Only) | 0 | 0 | | 0 | 0 | | | 0 |
| 66168 | Minnesota Life Ins Co | 5. Current (Non-Institutional Only) | 0 | 0 | 0 | 0 | 0 | 0 | 0 | 0 |
| 66168 | Minnesota Life Ins Co | 6. Total Inception-to-Date (Non-Institutional Only) | 0 | 0 | | 0 | 0 | | | 0 |
| 66168 | Minnesota Life Ins Co | 7. Current (Grand Total) | 0 | 0 | 0 | 3 | 7 | 5 | 1 | 0 |
| 66168 | Minnesota Life Ins Co | 8. Total Inception-to-Date (Grand Total) | 0 | 0 | | 286 | 235 | | | 0 |
| 66370 | Mony Life Ins Co | 1. Current (Comprehensive) | 1990 | 0 | 91 | 2 | 10 | 6 | 0 | 0 |
| 66370 | Mony Life Ins Co | 2. Total Inception-to-Date (Comprehensive) | 1990 | 0 | | 15 | 49 | | | 21 |
| 66370 | Mony Life Ins Co | 3. Current (Institutional Only) | 0 | 0 | 0 | 0 | 0 | 0 | 0 | 0 |
| 66370 | Mony Life Ins Co | 4. Total Inception-to-Date (Institutional Only) | 0 | 0 | | 0 | 0 | | | 0 |
| 66370 | Mony Life Ins Co | 5. Current (Non-Institutional Only) | 0 | 0 | 0 | 0 | 0 | 0 | 0 | 0 |
| 66370 | Mony Life Ins Co | 6. Total Inception-to-Date (Non-Institutional Only) | 0 | 0 | | 0 | 0 | | | 0 |
| 66370 | Mony Life Ins Co | 7. Current (Grand Total) | 1990 | 0 | 0 | 2 | 10 | 6 | 0 | 0 |
| 66370 | Mony Life Ins Co | 8. Total Inception-to-Date (Grand Total) | 1990 | 0 | | 15 | 49 | | | 21 |
| 66583 | National Guardian Life Ins Co | 1. Current (Comprehensive) | 0 | 0 | 0 | 0 | 0 | 0 | 0 | 0 |
| 66583 | National Guardian Life Ins Co | 2. Total Inception-to-Date (Comprehensive) | 0 | 0 | | 0 | 0 | | | 0 |
| 66583 | National Guardian Life Ins Co | 3. Current (Institutional Only) | 0 | 0 | 0 | 0 | 0 | 0 | 0 | 0 |
| 66583 | National Guardian Life Ins Co | 4. Total Inception-to-Date (Institutional Only) | 0 | 0 | | 0 | 0 | | | 0 |
| 66583 | National Guardian Life Ins Co | 5. Current (Non-Institutional Only) | 0 | 0 | 0 | 0 | 0 | 0 | 0 | 0 |
| 66583 | National Guardian Life Ins Co | 6. Total Inception-to-Date (Non-Institutional Only) | 0 | 0 | | 0 | 0 | | | 0 |
| 66583 | National Guardian Life Ins Co | 7. Current (Grand Total) | 0 | 0 | 0 | 0 | 0 | 0 | 0 | 0 |
| 66583 | National Guardian Life Ins Co | 8. Total Inception-to-Date (Grand Total) | 0 | 0 | | 0 | 0 | | | 0 |

CAUTION: The information contained on this page is UNAUDITED and not a complete analysis nor is it an expression of opinion on any insurer. This page may contain inadvertent errors.

**2021 Long-Term Care Insurance Experience Reporting - Form 4
Direct Group Experience - STAND-ALONE ONLY**

| Company Number | Company Name | Row Description | Calendar Year of Peak | Third Party Funding (%) | Average Attained Age | Earned Premiums | Incurred Claims | Number of Lives In Force Year End | Number of Terminations | Number of New Lives Insured |
|----------------|------------------------------|---|-----------------------|-------------------------|----------------------|-----------------|-----------------|-----------------------------------|------------------------|-----------------------------|
| 66680 | National Life Ins Co | 1. Current (Comprehensive) | 0 | 0 | 0 | 0 | 0 | 0 | 0 | 0 |
| 66680 | National Life Ins Co | 2. Total Inception-to-Date (Comprehensive) | 0 | 0 | | 0 | 0 | | | 0 |
| 66680 | National Life Ins Co | 3. Current (Institutional Only) | 0 | 0 | 0 | 0 | 0 | 0 | 0 | 0 |
| 66680 | National Life Ins Co | 4. Total Inception-to-Date (Institutional Only) | 0 | 0 | | 0 | 0 | | | 0 |
| 66680 | National Life Ins Co | 5. Current (Non-Institutional Only) | 0 | 0 | 0 | 0 | 0 | 0 | 0 | 0 |
| 66680 | National Life Ins Co | 6. Total Inception-to-Date (Non-Institutional Only) | 0 | 0 | | 0 | 0 | | | 0 |
| 66680 | National Life Ins Co | 7. Current (Grand Total) | 0 | 0 | 0 | 0 | 0 | 0 | 0 | 0 |
| 66680 | National Life Ins Co | 8. Total Inception-to-Date (Grand Total) | 0 | 0 | | 0 | 0 | | | 0 |
| 66915 | New York Life Ins Co | 1. Current (Comprehensive) | 2000 | 0 | 72 | 2,508 | 9,020 | 3,199 | 175 | 4 |
| 66915 | New York Life Ins Co | 2. Total Inception-to-Date (Comprehensive) | 1992 | 0 | | 162,813 | 143,027 | | | 9,389 |
| 66915 | New York Life Ins Co | 3. Current (Institutional Only) | 1992 | 0 | 89 | 165 | 1,366 | 281 | 51 | 2 |
| 66915 | New York Life Ins Co | 4. Total Inception-to-Date (Institutional Only) | 1991 | 0 | | 29,027 | 44,022 | | | 2,268 |
| 66915 | New York Life Ins Co | 5. Current (Non-Institutional Only) | 0 | 0 | 0 | 0 | 0 | 0 | 0 | 0 |
| 66915 | New York Life Ins Co | 6. Total Inception-to-Date (Non-Institutional Only) | 0 | 0 | | 0 | 0 | | | 0 |
| 66915 | New York Life Ins Co | 7. Current (Grand Total) | 2000 | 0 | 74 | 2,673 | 10,386 | 3,480 | 226 | 6 |
| 66915 | New York Life Ins Co | 8. Total Inception-to-Date (Grand Total) | 1991 | 0 | | 191,840 | 187,049 | | | 11,657 |
| 67083 | Manhattan Natl Life Ins Co | 1. Current (Comprehensive) | 0 | 0 | 0 | 0 | 0 | 0 | 0 | 0 |
| 67083 | Manhattan Natl Life Ins Co | 2. Total Inception-to-Date (Comprehensive) | 0 | 0 | | 0 | 0 | | | 0 |
| 67083 | Manhattan Natl Life Ins Co | 3. Current (Institutional Only) | 0 | 0 | 0 | 0 | 0 | 0 | 0 | 0 |
| 67083 | Manhattan Natl Life Ins Co | 4. Total Inception-to-Date (Institutional Only) | 0 | 0 | | 0 | 0 | | | 0 |
| 67083 | Manhattan Natl Life Ins Co | 5. Current (Non-Institutional Only) | 0 | 0 | 0 | 0 | 0 | 0 | 0 | 0 |
| 67083 | Manhattan Natl Life Ins Co | 6. Total Inception-to-Date (Non-Institutional Only) | 0 | 0 | | 0 | 0 | | | 0 |
| 67083 | Manhattan Natl Life Ins Co | 7. Current (Grand Total) | 0 | 0 | 0 | 0 | 0 | 0 | 0 | 0 |
| 67083 | Manhattan Natl Life Ins Co | 8. Total Inception-to-Date (Grand Total) | 0 | 0 | | 0 | 0 | | | 0 |
| 67091 | Northwestern Mut Life Ins Co | 1. Current (Comprehensive) | 0 | 0 | 0 | 0 | 0 | 0 | 0 | 0 |
| 67091 | Northwestern Mut Life Ins Co | 2. Total Inception-to-Date (Comprehensive) | 0 | 0 | | 0 | 0 | | | 0 |
| 67091 | Northwestern Mut Life Ins Co | 3. Current (Institutional Only) | 0 | 0 | 0 | 0 | 0 | 0 | 0 | 0 |
| 67091 | Northwestern Mut Life Ins Co | 4. Total Inception-to-Date (Institutional Only) | 0 | 0 | | 0 | 0 | | | 0 |
| 67091 | Northwestern Mut Life Ins Co | 5. Current (Non-Institutional Only) | 0 | 0 | 0 | 0 | 0 | 0 | 0 | 0 |
| 67091 | Northwestern Mut Life Ins Co | 6. Total Inception-to-Date (Non-Institutional Only) | 0 | 0 | | 0 | 0 | | | 0 |
| 67091 | Northwestern Mut Life Ins Co | 7. Current (Grand Total) | 0 | 0 | 0 | 0 | 0 | 0 | 0 | 0 |
| 67091 | Northwestern Mut Life Ins Co | 8. Total Inception-to-Date (Grand Total) | 0 | 0 | | 0 | 0 | | | 0 |

CAUTION: The information contained on this page is UNAUDITED and not a complete analysis nor is it an expression of opinion on any insurer. This page may contain inadvertent errors.

2021 Long-Term Care Insurance Experience Reporting - Form 4
Direct Group Experience - STAND-ALONE ONLY

| Company Number | Company Name | Row Description | Calendar Year of Peak | Third Party Funding (%) | Average Attained Age | Earned Premiums | Incurred Claims | Number of Lives In Force Year End | Number of Terminations | Number of New Lives Insured |
|----------------|--------------------------------|---|-----------------------|-------------------------|----------------------|-----------------|-----------------|-----------------------------------|------------------------|-----------------------------|
| 67105 | Reliastar Life Ins Co | 1. Current (Comprehensive) | 0 | 0 | 87 | 36 | 64 | 27 | 2 | 0 |
| 67105 | Reliastar Life Ins Co | 2. Total Inception-to-Date (Comprehensive) | 0 | 0 | | 3,926 | 2,042 | | | 337 |
| 67105 | Reliastar Life Ins Co | 3. Current (Institutional Only) | 0 | 0 | 0 | 0 | 0 | 0 | 0 | 0 |
| 67105 | Reliastar Life Ins Co | 4. Total Inception-to-Date (Institutional Only) | 0 | 0 | | 0 | 0 | | | 0 |
| 67105 | Reliastar Life Ins Co | 5. Current (Non-Institutional Only) | 0 | 0 | 0 | 0 | 0 | 0 | 0 | 0 |
| 67105 | Reliastar Life Ins Co | 6. Total Inception-to-Date (Non-Institutional Only) | 0 | 0 | | 0 | 0 | | | 0 |
| 67105 | Reliastar Life Ins Co | 7. Current (Grand Total) | 0 | 0 | 0 | 36 | 64 | 27 | 2 | 0 |
| 67105 | Reliastar Life Ins Co | 8. Total Inception-to-Date (Grand Total) | 0 | 0 | | 3,926 | 2,042 | | | 337 |
| 67199 | Old Amer Ins Co | 1. Current (Comprehensive) | 0 | 0 | 0 | 0 | 0 | 0 | 0 | 0 |
| 67199 | Old Amer Ins Co | 2. Total Inception-to-Date (Comprehensive) | 0 | 0 | | 0 | 0 | | | 0 |
| 67199 | Old Amer Ins Co | 3. Current (Institutional Only) | 0 | 0 | 0 | 0 | 0 | 0 | 0 | 0 |
| 67199 | Old Amer Ins Co | 4. Total Inception-to-Date (Institutional Only) | 0 | 0 | | 0 | 0 | | | 0 |
| 67199 | Old Amer Ins Co | 5. Current (Non-Institutional Only) | 0 | 0 | 0 | 0 | 0 | 0 | 0 | 0 |
| 67199 | Old Amer Ins Co | 6. Total Inception-to-Date (Non-Institutional Only) | 0 | 0 | | 0 | 0 | | | 0 |
| 67199 | Old Amer Ins Co | 7. Current (Grand Total) | 0 | 0 | 0 | 0 | 0 | 0 | 0 | 0 |
| 67199 | Old Amer Ins Co | 8. Total Inception-to-Date (Grand Total) | 0 | 0 | | 0 | 0 | | | 0 |
| 67628 | Pekin Life Ins Co | 1. Current (Comprehensive) | 0 | 0 | 0 | 0 | 0 | 0 | 0 | 0 |
| 67628 | Pekin Life Ins Co | 2. Total Inception-to-Date (Comprehensive) | 0 | 0 | | 0 | 0 | | | 0 |
| 67628 | Pekin Life Ins Co | 3. Current (Institutional Only) | 0 | 0 | 0 | 0 | 0 | 0 | 0 | 0 |
| 67628 | Pekin Life Ins Co | 4. Total Inception-to-Date (Institutional Only) | 0 | 0 | | 0 | 0 | | | 0 |
| 67628 | Pekin Life Ins Co | 5. Current (Non-Institutional Only) | 0 | 0 | 0 | 0 | 0 | 0 | 0 | 0 |
| 67628 | Pekin Life Ins Co | 6. Total Inception-to-Date (Non-Institutional Only) | 0 | 0 | | 0 | 0 | | | 0 |
| 67628 | Pekin Life Ins Co | 7. Current (Grand Total) | 0 | 0 | 0 | 0 | 0 | 0 | 0 | 0 |
| 67628 | Pekin Life Ins Co | 8. Total Inception-to-Date (Grand Total) | 0 | 0 | | 0 | 0 | | | 0 |
| 67652 | First Penn Pacific Life Ins Co | 1. Current (Comprehensive) | 0 | 0 | 0 | 0 | 0 | 0 | 0 | 0 |
| 67652 | First Penn Pacific Life Ins Co | 2. Total Inception-to-Date (Comprehensive) | 0 | 0 | | 0 | 0 | | | 0 |
| 67652 | First Penn Pacific Life Ins Co | 3. Current (Institutional Only) | 0 | 0 | 0 | 0 | 0 | 0 | 0 | 0 |
| 67652 | First Penn Pacific Life Ins Co | 4. Total Inception-to-Date (Institutional Only) | 0 | 0 | | 0 | 0 | | | 0 |
| 67652 | First Penn Pacific Life Ins Co | 5. Current (Non-Institutional Only) | 0 | 0 | 0 | 0 | 0 | 0 | 0 | 0 |
| 67652 | First Penn Pacific Life Ins Co | 6. Total Inception-to-Date (Non-Institutional Only) | 0 | 0 | | 0 | 0 | | | 0 |
| 67652 | First Penn Pacific Life Ins Co | 7. Current (Grand Total) | 0 | 0 | 0 | 0 | 0 | 0 | 0 | 0 |
| 67652 | First Penn Pacific Life Ins Co | 8. Total Inception-to-Date (Grand Total) | 0 | 0 | | 0 | 0 | | | 0 |

CAUTION: The information contained on this page is UNAUDITED and not a complete analysis nor is it an expression of opinion on any insurer. This page may contain inadvertent errors.

2021 Long-Term Care Insurance Experience Reporting - Form 4
Direct Group Experience - STAND-ALONE ONLY

| Company Number | Company Name | Row Description | Calendar Year of Peak | Third Party Funding (%) | Average Attained Age | Earned Premiums | Incurred Claims | Number of Lives In Force Year End | Number of Terminations | Number of New Lives Insured |
|----------------|----------------------------------|---|-----------------------|-------------------------|----------------------|-----------------|-----------------|-----------------------------------|------------------------|-----------------------------|
| 67784 | Philadelphia Amer Life Ins Co | 1. Current (Comprehensive) | 0 | 0 | 0 | 1,996 | 181 | 2 | 0 | 0 |
| 67784 | Philadelphia Amer Life Ins Co | 2. Total Inception-to-Date (Comprehensive) | 0 | 0 | | 1,996 | 0 | | | 0 |
| 67784 | Philadelphia Amer Life Ins Co | 3. Current (Institutional Only) | 0 | 0 | 0 | 0 | 0 | 0 | 0 | 0 |
| 67784 | Philadelphia Amer Life Ins Co | 4. Total Inception-to-Date (Institutional Only) | 0 | 0 | | 0 | 0 | | | 0 |
| 67784 | Philadelphia Amer Life Ins Co | 5. Current (Non-Institutional Only) | 0 | 0 | 0 | 0 | 0 | 0 | 0 | 0 |
| 67784 | Philadelphia Amer Life Ins Co | 6. Total Inception-to-Date (Non-Institutional Only) | 0 | 0 | | 0 | 0 | | | 0 |
| 67784 | Philadelphia Amer Life Ins Co | 7. Current (Grand Total) | 0 | 0 | 0 | 1,996 | 181 | 2 | 0 | 0 |
| 67784 | Philadelphia Amer Life Ins Co | 8. Total Inception-to-Date (Grand Total) | 0 | 0 | | 1,996 | 0 | | | 0 |
| 68195 | Provident Life & Accident Ins Co | 1. Current (Comprehensive) | 0 | 0 | 0 | 0 | 0 | 0 | 0 | 0 |
| 68195 | Provident Life & Accident Ins Co | 2. Total Inception-to-Date (Comprehensive) | 0 | 0 | | 0 | 0 | | | 0 |
| 68195 | Provident Life & Accident Ins Co | 3. Current (Institutional Only) | 0 | 0 | 0 | 0 | 0 | 0 | 0 | 0 |
| 68195 | Provident Life & Accident Ins Co | 4. Total Inception-to-Date (Institutional Only) | 0 | 0 | | 0 | 0 | | | 0 |
| 68195 | Provident Life & Accident Ins Co | 5. Current (Non-Institutional Only) | 0 | 0 | 0 | 0 | 0 | 0 | 0 | 0 |
| 68195 | Provident Life & Accident Ins Co | 6. Total Inception-to-Date (Non-Institutional Only) | 0 | 0 | | 0 | 0 | | | 0 |
| 68195 | Provident Life & Accident Ins Co | 7. Current (Grand Total) | 0 | 0 | 0 | 0 | 0 | 0 | 0 | 0 |
| 68195 | Provident Life & Accident Ins Co | 8. Total Inception-to-Date (Grand Total) | 0 | 0 | | 0 | 0 | | | 0 |
| 68209 | Provident Life & Cas Ins Co | 1. Current (Comprehensive) | 0 | 0 | 0 | 0 | 0 | 0 | 0 | 0 |
| 68209 | Provident Life & Cas Ins Co | 2. Total Inception-to-Date (Comprehensive) | 0 | 0 | | 0 | 0 | | | 0 |
| 68209 | Provident Life & Cas Ins Co | 3. Current (Institutional Only) | 0 | 0 | 0 | 0 | 0 | 0 | 0 | 0 |
| 68209 | Provident Life & Cas Ins Co | 4. Total Inception-to-Date (Institutional Only) | 0 | 0 | | 0 | 0 | | | 0 |
| 68209 | Provident Life & Cas Ins Co | 5. Current (Non-Institutional Only) | 0 | 0 | 0 | 0 | 0 | 0 | 0 | 0 |
| 68209 | Provident Life & Cas Ins Co | 6. Total Inception-to-Date (Non-Institutional Only) | 0 | 0 | | 0 | 0 | | | 0 |
| 68209 | Provident Life & Cas Ins Co | 7. Current (Grand Total) | 0 | 0 | 0 | 0 | 0 | 0 | 0 | 0 |
| 68209 | Provident Life & Cas Ins Co | 8. Total Inception-to-Date (Grand Total) | 0 | 0 | | 0 | 0 | | | 0 |
| 68241 | Prudential Ins Co Of Amer | 1. Current (Comprehensive) | 2012 | 1 | 68 | 227,811 | 139,987 | 135,842 | 3,067 | 0 |
| 68241 | Prudential Ins Co Of Amer | 2. Total Inception-to-Date (Comprehensive) | 2012 | 2 | | 3,219,001 | 986,152 | | | 293,855 |
| 68241 | Prudential Ins Co Of Amer | 3. Current (Institutional Only) | 0 | 0 | 0 | 0 | 0 | 0 | 0 | 0 |
| 68241 | Prudential Ins Co Of Amer | 4. Total Inception-to-Date (Institutional Only) | 1996 | 0 | | 253 | 0 | | | 179 |
| 68241 | Prudential Ins Co Of Amer | 5. Current (Non-Institutional Only) | 0 | 0 | 0 | 0 | 0 | 0 | 0 | 0 |
| 68241 | Prudential Ins Co Of Amer | 6. Total Inception-to-Date (Non-Institutional Only) | 0 | 0 | | 0 | 0 | | | 0 |
| 68241 | Prudential Ins Co Of Amer | 7. Current (Grand Total) | 2012 | 1 | 68 | 227,811 | 139,987 | 135,842 | 3,067 | 0 |
| 68241 | Prudential Ins Co Of Amer | 8. Total Inception-to-Date (Grand Total) | 2012 | 2 | | 3,219,254 | 986,152 | | | 294,034 |

CAUTION: The information contained on this page is UNAUDITED and not a complete analysis nor is it an expression of opinion on any insurer. This page may contain inadvertent errors.

**2021 Long-Term Care Insurance Experience Reporting - Form 4
Direct Group Experience - STAND-ALONE ONLY**

| Company Number | Company Name | Row Description | Calendar Year of Peak | Third Party Funding (%) | Average Attained Age | Earned Premiums | Incurred Claims | Number of Lives In Force Year End | Number of Terminations | Number of New Lives Insured |
|----------------|-----------------------------------|---|-----------------------|-------------------------|----------------------|-----------------|-----------------|-----------------------------------|------------------------|-----------------------------|
| 68284 | Nassau Life Ins Co of KS | 1. Current (Comprehensive) | 1998 | 0 | 0 | 0 | 0 | 0 | 0 | 0 |
| 68284 | Nassau Life Ins Co of KS | 2. Total Inception-to-Date (Comprehensive) | 1998 | 0 | | 0 | 0 | | | 0 |
| 68284 | Nassau Life Ins Co of KS | 3. Current (Institutional Only) | 1998 | 0 | 0 | 0 | 0 | 0 | 0 | 0 |
| 68284 | Nassau Life Ins Co of KS | 4. Total Inception-to-Date (Institutional Only) | 1998 | 0 | | 0 | 0 | | | 0 |
| 68284 | Nassau Life Ins Co of KS | 5. Current (Non-Institutional Only) | 1998 | 0 | 0 | 0 | 0 | 0 | 0 | 0 |
| 68284 | Nassau Life Ins Co of KS | 6. Total Inception-to-Date (Non-Institutional Only) | 1998 | 0 | | 0 | 0 | | | 0 |
| 68284 | Nassau Life Ins Co of KS | 7. Current (Grand Total) | 1998 | 0 | 0 | 0 | 0 | 0 | 0 | 0 |
| 68284 | Nassau Life Ins Co of KS | 8. Total Inception-to-Date (Grand Total) | 1998 | 0 | | 0 | 0 | | | 0 |
| 68446 | Oceanview Life & Annuity Co | 1. Current (Comprehensive) | 0 | 0 | 0 | 0 | 0 | 0 | 0 | 0 |
| 68446 | Oceanview Life & Annuity Co | 2. Total Inception-to-Date (Comprehensive) | 0 | 0 | | 0 | 0 | | | 0 |
| 68446 | Oceanview Life & Annuity Co | 3. Current (Institutional Only) | 0 | 0 | 0 | 0 | 0 | 0 | 0 | 0 |
| 68446 | Oceanview Life & Annuity Co | 4. Total Inception-to-Date (Institutional Only) | 0 | 0 | | 0 | 0 | | | 0 |
| 68446 | Oceanview Life & Annuity Co | 5. Current (Non-Institutional Only) | 0 | 0 | 0 | 0 | 0 | 0 | 0 | 0 |
| 68446 | Oceanview Life & Annuity Co | 6. Total Inception-to-Date (Non-Institutional Only) | 0 | 0 | | 0 | 0 | | | 0 |
| 68446 | Oceanview Life & Annuity Co | 7. Current (Grand Total) | 0 | 0 | 0 | 0 | 0 | 0 | 0 | 0 |
| 68446 | Oceanview Life & Annuity Co | 8. Total Inception-to-Date (Grand Total) | 0 | 0 | | 0 | 0 | | | 0 |
| 68500 | Continental Life Ins Co Brentwood | 1. Current (Comprehensive) | 0 | 0 | 0 | 0 | 0 | 0 | 0 | 0 |
| 68500 | Continental Life Ins Co Brentwood | 2. Total Inception-to-Date (Comprehensive) | 0 | 0 | | 0 | 0 | | | 0 |
| 68500 | Continental Life Ins Co Brentwood | 3. Current (Institutional Only) | 0 | 0 | 0 | 0 | 0 | 0 | 0 | 0 |
| 68500 | Continental Life Ins Co Brentwood | 4. Total Inception-to-Date (Institutional Only) | 0 | 0 | | 0 | 0 | | | 0 |
| 68500 | Continental Life Ins Co Brentwood | 5. Current (Non-Institutional Only) | 0 | 0 | 0 | 0 | 0 | 0 | 0 | 0 |
| 68500 | Continental Life Ins Co Brentwood | 6. Total Inception-to-Date (Non-Institutional Only) | 0 | 0 | | 0 | 0 | | | 0 |
| 68500 | Continental Life Ins Co Brentwood | 7. Current (Grand Total) | 0 | 0 | 0 | 0 | 0 | 0 | 0 | 0 |
| 68500 | Continental Life Ins Co Brentwood | 8. Total Inception-to-Date (Grand Total) | 0 | 0 | | 0 | 0 | | | 0 |
| 68560 | Bankers Conseco Life Ins Co | 1. Current (Comprehensive) | 0 | 0 | 0 | 0 | 0 | 0 | 0 | 0 |
| 68560 | Bankers Conseco Life Ins Co | 2. Total Inception-to-Date (Comprehensive) | 0 | 0 | | 0 | 0 | | | 0 |
| 68560 | Bankers Conseco Life Ins Co | 3. Current (Institutional Only) | 0 | 0 | 0 | 0 | 0 | 0 | 0 | 0 |
| 68560 | Bankers Conseco Life Ins Co | 4. Total Inception-to-Date (Institutional Only) | 0 | 0 | | 0 | 0 | | | 0 |
| 68560 | Bankers Conseco Life Ins Co | 5. Current (Non-Institutional Only) | 0 | 0 | 0 | 0 | 0 | 0 | 0 | 0 |
| 68560 | Bankers Conseco Life Ins Co | 6. Total Inception-to-Date (Non-Institutional Only) | 0 | 0 | | 0 | 0 | | | 0 |
| 68560 | Bankers Conseco Life Ins Co | 7. Current (Grand Total) | 0 | 0 | 0 | 0 | 0 | 0 | 0 | 0 |
| 68560 | Bankers Conseco Life Ins Co | 8. Total Inception-to-Date (Grand Total) | 0 | 0 | | 0 | 0 | | | 0 |

CAUTION: The information contained on this page is UNAUDITED and not a complete analysis nor is it an expression of opinion on any insurer. This page may contain inadvertent errors.

**2021 Long-Term Care Insurance Experience Reporting - Form 4
Direct Group Experience - STAND-ALONE ONLY**

| Company Number | Company Name | Row Description | Calendar Year of Peak | Third Party Funding (%) | Average Attained Age | Earned Premiums | Incurred Claims | Number of Lives In Force Year End | Number of Terminations | Number of New Lives Insured |
|----------------|------------------------------------|---|-----------------------|-------------------------|----------------------|-----------------|-----------------|-----------------------------------|------------------------|-----------------------------|
| 68810 | Sentry Life Ins Co | 1. Current (Comprehensive) | 1988 | 0 | 86 | 222 | 851 | 206 | 22 | 0 |
| 68810 | Sentry Life Ins Co | 2. Total Inception-to-Date (Comprehensive) | 1988 | 0 | | 21,097 | 25,605 | | | 1,565 |
| 68810 | Sentry Life Ins Co | 3. Current (Institutional Only) | 0 | 0 | 0 | 0 | 0 | 0 | 0 | 0 |
| 68810 | Sentry Life Ins Co | 4. Total Inception-to-Date (Institutional Only) | 0 | 0 | | 0 | 0 | | | 0 |
| 68810 | Sentry Life Ins Co | 5. Current (Non-Institutional Only) | 0 | 0 | 0 | 0 | 0 | 0 | 0 | 0 |
| 68810 | Sentry Life Ins Co | 6. Total Inception-to-Date (Non-Institutional Only) | 0 | 0 | | 0 | 0 | | | 0 |
| 68810 | Sentry Life Ins Co | 7. Current (Grand Total) | 1988 | 0 | 86 | 222 | 851 | 206 | 22 | 0 |
| 68810 | Sentry Life Ins Co | 8. Total Inception-to-Date (Grand Total) | 1988 | 0 | | 21,097 | 25,605 | | | 1,565 |
| 68896 | Southern Farm Bureau Life Ins Co | 1. Current (Comprehensive) | 0 | 0 | 0 | 0 | 0 | 0 | 0 | 0 |
| 68896 | Southern Farm Bureau Life Ins Co | 2. Total Inception-to-Date (Comprehensive) | 0 | 0 | | 0 | 0 | | | 0 |
| 68896 | Southern Farm Bureau Life Ins Co | 3. Current (Institutional Only) | 0 | 0 | 0 | 0 | 0 | 0 | 0 | 0 |
| 68896 | Southern Farm Bureau Life Ins Co | 4. Total Inception-to-Date (Institutional Only) | 0 | 0 | | 0 | 0 | | | 0 |
| 68896 | Southern Farm Bureau Life Ins Co | 5. Current (Non-Institutional Only) | 0 | 0 | 0 | 0 | 0 | 0 | 0 | 0 |
| 68896 | Southern Farm Bureau Life Ins Co | 6. Total Inception-to-Date (Non-Institutional Only) | 0 | 0 | | 0 | 0 | | | 0 |
| 68896 | Southern Farm Bureau Life Ins Co | 7. Current (Grand Total) | 0 | 0 | 0 | 0 | 0 | 0 | 0 | 0 |
| 68896 | Southern Farm Bureau Life Ins Co | 8. Total Inception-to-Date (Grand Total) | 0 | 0 | | 0 | 0 | | | 0 |
| 69000 | Northwestern Long Term Care Ins Co | 1. Current (Comprehensive) | 0 | 0 | 0 | 0 | 0 | 0 | 0 | 0 |
| 69000 | Northwestern Long Term Care Ins Co | 2. Total Inception-to-Date (Comprehensive) | 0 | 0 | | 0 | 0 | | | 0 |
| 69000 | Northwestern Long Term Care Ins Co | 3. Current (Institutional Only) | 0 | 0 | 0 | 0 | 0 | 0 | 0 | 0 |
| 69000 | Northwestern Long Term Care Ins Co | 4. Total Inception-to-Date (Institutional Only) | 0 | 0 | | 0 | 0 | | | 0 |
| 69000 | Northwestern Long Term Care Ins Co | 5. Current (Non-Institutional Only) | 0 | 0 | 0 | 0 | 0 | 0 | 0 | 0 |
| 69000 | Northwestern Long Term Care Ins Co | 6. Total Inception-to-Date (Non-Institutional Only) | 0 | 0 | | 0 | 0 | | | 0 |
| 69000 | Northwestern Long Term Care Ins Co | 7. Current (Grand Total) | 0 | 0 | 0 | 0 | 0 | 0 | 0 | 0 |
| 69000 | Northwestern Long Term Care Ins Co | 8. Total Inception-to-Date (Grand Total) | 0 | 0 | | 0 | 0 | | | 0 |
| 69108 | State Farm Life Ins Co | 1. Current (Comprehensive) | 0 | 0 | 0 | 0 | 0 | 0 | 0 | 0 |
| 69108 | State Farm Life Ins Co | 2. Total Inception-to-Date (Comprehensive) | 0 | 0 | | 0 | 0 | | | 0 |
| 69108 | State Farm Life Ins Co | 3. Current (Institutional Only) | 0 | 0 | 0 | 0 | 0 | 0 | 0 | 0 |
| 69108 | State Farm Life Ins Co | 4. Total Inception-to-Date (Institutional Only) | 0 | 0 | | 0 | 0 | | | 0 |
| 69108 | State Farm Life Ins Co | 5. Current (Non-Institutional Only) | 0 | 0 | 0 | 0 | 0 | 0 | 0 | 0 |
| 69108 | State Farm Life Ins Co | 6. Total Inception-to-Date (Non-Institutional Only) | 0 | 0 | | 0 | 0 | | | 0 |
| 69108 | State Farm Life Ins Co | 7. Current (Grand Total) | 0 | 0 | 0 | 0 | 0 | 0 | 0 | 0 |
| 69108 | State Farm Life Ins Co | 8. Total Inception-to-Date (Grand Total) | 0 | 0 | | 0 | 0 | | | 0 |

CAUTION: The information contained on this page is UNAUDITED and not a complete analysis nor is it an expression of opinion on any insurer. This page may contain inadvertent errors.

2021 Long-Term Care Insurance Experience Reporting - Form 4
Direct Group Experience - STAND-ALONE ONLY

| Company Number | Company Name | Row Description | Calendar Year of Peak | Third Party Funding (%) | Average Attained Age | Earned Premiums | Incurred Claims | Number of Lives In Force Year End | Number of Terminations | Number of New Lives Insured |
|----------------|----------------------------------|---|-----------------------|-------------------------|----------------------|-----------------|-----------------|-----------------------------------|------------------------|-----------------------------|
| 69116 | State Life Ins Co | 1. Current (Comprehensive) | 0 | 0 | 0 | 0 | 0 | 0 | 0 | 0 |
| 69116 | State Life Ins Co | 2. Total Inception-to-Date (Comprehensive) | 0 | 0 | | 0 | 0 | | | 0 |
| 69116 | State Life Ins Co | 3. Current (Institutional Only) | 0 | 0 | 0 | 0 | 0 | 0 | 0 | 0 |
| 69116 | State Life Ins Co | 4. Total Inception-to-Date (Institutional Only) | 0 | 0 | | 0 | 0 | | | 0 |
| 69116 | State Life Ins Co | 5. Current (Non-Institutional Only) | 0 | 0 | 0 | 0 | 0 | 0 | 0 | 0 |
| 69116 | State Life Ins Co | 6. Total Inception-to-Date (Non-Institutional Only) | 0 | 0 | | 0 | 0 | | | 0 |
| 69116 | State Life Ins Co | 7. Current (Grand Total) | 0 | 0 | 0 | 0 | 0 | 0 | 0 | 0 |
| 69116 | State Life Ins Co | 8. Total Inception-to-Date (Grand Total) | 0 | 0 | | 0 | 0 | | | 0 |
| 69132 | State Mut Ins Co | 1. Current (Comprehensive) | 0 | 0 | 0 | 0 | 0 | 0 | 0 | 0 |
| 69132 | State Mut Ins Co | 2. Total Inception-to-Date (Comprehensive) | 0 | 0 | | 0 | 0 | | | 0 |
| 69132 | State Mut Ins Co | 3. Current (Institutional Only) | 0 | 0 | 0 | 0 | 0 | 0 | 0 | 0 |
| 69132 | State Mut Ins Co | 4. Total Inception-to-Date (Institutional Only) | 0 | 0 | | 0 | 0 | | | 0 |
| 69132 | State Mut Ins Co | 5. Current (Non-Institutional Only) | 0 | 0 | 0 | 0 | 0 | 0 | 0 | 0 |
| 69132 | State Mut Ins Co | 6. Total Inception-to-Date (Non-Institutional Only) | 0 | 0 | | 0 | 0 | | | 0 |
| 69132 | State Mut Ins Co | 7. Current (Grand Total) | 0 | 0 | 0 | 0 | 0 | 0 | 0 | 0 |
| 69132 | State Mut Ins Co | 8. Total Inception-to-Date (Grand Total) | 0 | 0 | | 0 | 0 | | | 0 |
| 69345 | Teachers Ins & Ann Assoc Of Amer | 1. Current (Comprehensive) | 1996 | 0 | 77 | 277 | 271 | 196 | 9 | 0 |
| 69345 | Teachers Ins & Ann Assoc Of Amer | 2. Total Inception-to-Date (Comprehensive) | 1996 | 0 | | 8,834 | 3,536 | | | 1,001 |
| 69345 | Teachers Ins & Ann Assoc Of Amer | 3. Current (Institutional Only) | 0 | 0 | 0 | 0 | 0 | 0 | 0 | 0 |
| 69345 | Teachers Ins & Ann Assoc Of Amer | 4. Total Inception-to-Date (Institutional Only) | 0 | 0 | | 0 | 0 | | | 0 |
| 69345 | Teachers Ins & Ann Assoc Of Amer | 5. Current (Non-Institutional Only) | 0 | 0 | 0 | 0 | 0 | 0 | 0 | 0 |
| 69345 | Teachers Ins & Ann Assoc Of Amer | 6. Total Inception-to-Date (Non-Institutional Only) | 0 | 0 | | 0 | 0 | | | 0 |
| 69345 | Teachers Ins & Ann Assoc Of Amer | 7. Current (Grand Total) | 1996 | 0 | 77 | 277 | 271 | 196 | 9 | 0 |
| 69345 | Teachers Ins & Ann Assoc Of Amer | 8. Total Inception-to-Date (Grand Total) | 1996 | 0 | | 8,834 | 3,536 | | | 1,001 |
| 69515 | Medamerica Ins Co | 1. Current (Comprehensive) | 2003 | 0 | 69 | 11,061 | 12,228 | 10,364 | 197 | 0 |
| 69515 | Medamerica Ins Co | 2. Total Inception-to-Date (Comprehensive) | 2006 | 0 | | 236,617 | 133,863 | | | 22,950 |
| 69515 | Medamerica Ins Co | 3. Current (Institutional Only) | 1996 | 0 | 75 | 35 | (441) | 77 | 1 | 0 |
| 69515 | Medamerica Ins Co | 4. Total Inception-to-Date (Institutional Only) | 1989 | 0 | | 13,178 | 18,695 | | | 816 |
| 69515 | Medamerica Ins Co | 5. Current (Non-Institutional Only) | 2003 | 0 | 80 | 30 | 183 | 34 | 0 | 0 |
| 69515 | Medamerica Ins Co | 6. Total Inception-to-Date (Non-Institutional Only) | 2003 | 0 | | 1,142 | 918 | | | 68 |
| 69515 | Medamerica Ins Co | 7. Current (Grand Total) | 2003 | 0 | 69 | 11,127 | 11,970 | 10,475 | 198 | 0 |
| 69515 | Medamerica Ins Co | 8. Total Inception-to-Date (Grand Total) | 2006 | 0 | | 250,937 | 153,476 | | | 23,834 |

CAUTION: The information contained on this page is UNAUDITED and not a complete analysis nor is it an expression of opinion on any insurer. This page may contain inadvertent errors.

2021 Long-Term Care Insurance Experience Reporting - Form 4
Direct Group Experience - STAND-ALONE ONLY

| Company Number | Company Name | Row Description | Calendar Year of Peak | Third Party Funding (%) | Average Attained Age | Earned Premiums | Incurred Claims | Number of Lives In Force Year End | Number of Terminations | Number of New Lives Insured |
|----------------|--------------------------------------|---|-----------------------|-------------------------|----------------------|-----------------|-----------------|-----------------------------------|------------------------|-----------------------------|
| 69744 | Union Labor Life Ins Co | 1. Current (Comprehensive) | 0 | 0 | 0 | 0 | 0 | 0 | 0 | 0 |
| 69744 | Union Labor Life Ins Co | 2. Total Inception-to-Date (Comprehensive) | 0 | 0 | | 0 | 0 | | | 0 |
| 69744 | Union Labor Life Ins Co | 3. Current (Institutional Only) | 0 | 0 | 0 | 0 | 0 | 0 | 0 | 0 |
| 69744 | Union Labor Life Ins Co | 4. Total Inception-to-Date (Institutional Only) | 0 | 0 | | 0 | 0 | | | 0 |
| 69744 | Union Labor Life Ins Co | 5. Current (Non-Institutional Only) | 0 | 0 | 0 | 0 | 0 | 0 | 0 | 0 |
| 69744 | Union Labor Life Ins Co | 6. Total Inception-to-Date (Non-Institutional Only) | 0 | 0 | | 0 | 0 | | | 0 |
| 69744 | Union Labor Life Ins Co | 7. Current (Grand Total) | 0 | 0 | 0 | 0 | 0 | 0 | 0 | 0 |
| 69744 | Union Labor Life Ins Co | 8. Total Inception-to-Date (Grand Total) | 0 | 0 | | 0 | 0 | | | 0 |
| 69868 | United Of Omaha Life Ins Co | 1. Current (Comprehensive) | 0 | 0 | 0 | 0 | 0 | 0 | 0 | 0 |
| 69868 | United Of Omaha Life Ins Co | 2. Total Inception-to-Date (Comprehensive) | 0 | 0 | | 0 | 0 | | | 0 |
| 69868 | United Of Omaha Life Ins Co | 3. Current (Institutional Only) | 0 | 0 | 0 | 0 | 0 | 0 | 0 | 0 |
| 69868 | United Of Omaha Life Ins Co | 4. Total Inception-to-Date (Institutional Only) | 0 | 0 | | 0 | 0 | | | 0 |
| 69868 | United Of Omaha Life Ins Co | 5. Current (Non-Institutional Only) | 0 | 0 | 0 | 0 | 0 | 0 | 0 | 0 |
| 69868 | United Of Omaha Life Ins Co | 6. Total Inception-to-Date (Non-Institutional Only) | 0 | 0 | | 0 | 0 | | | 0 |
| 69868 | United Of Omaha Life Ins Co | 7. Current (Grand Total) | 0 | 0 | 0 | 0 | 0 | 0 | 0 | 0 |
| 69868 | United Of Omaha Life Ins Co | 8. Total Inception-to-Date (Grand Total) | 0 | 0 | | 0 | 0 | | | 0 |
| 70025 | Genworth Life Ins Co | 1. Current (Comprehensive) | 2012 | 2 | 67 | 282,887 | 208,202 | 164,659 | 5,337 | 4,114 |
| 70025 | Genworth Life Ins Co | 2. Total Inception-to-Date (Comprehensive) | 2012 | 3 | | 3,707,650 | 2,015,618 | | | 252,051 |
| 70025 | Genworth Life Ins Co | 3. Current (Institutional Only) | 1992 | 0 | 78 | 13,661 | 42,974 | 13,073 | 1,152 | 0 |
| 70025 | Genworth Life Ins Co | 4. Total Inception-to-Date (Institutional Only) | 1992 | 0 | | 830,948 | 1,085,697 | | | 77,836 |
| 70025 | Genworth Life Ins Co | 5. Current (Non-Institutional Only) | 0 | 0 | 0 | 0 | 0 | 0 | 0 | 0 |
| 70025 | Genworth Life Ins Co | 6. Total Inception-to-Date (Non-Institutional Only) | 1990 | 0 | | 74 | 152 | | | 13 |
| 70025 | Genworth Life Ins Co | 7. Current (Grand Total) | 2012 | 2 | 68 | 296,548 | 251,176 | 177,732 | 6,489 | 4,114 |
| 70025 | Genworth Life Ins Co | 8. Total Inception-to-Date (Grand Total) | 2012 | 2 | | 4,538,672 | 3,101,467 | | | 329,900 |
| 70106 | United States Life Ins Co in the Cit | 1. Current (Comprehensive) | 0 | 0 | 0 | 0 | 0 | 0 | 0 | 0 |
| 70106 | United States Life Ins Co in the Cit | 2. Total Inception-to-Date (Comprehensive) | 0 | 0 | | 0 | 0 | | | 0 |
| 70106 | United States Life Ins Co in the Cit | 3. Current (Institutional Only) | 0 | 0 | 0 | 0 | 0 | 0 | 0 | 0 |
| 70106 | United States Life Ins Co in the Cit | 4. Total Inception-to-Date (Institutional Only) | 0 | 0 | | 0 | 0 | | | 0 |
| 70106 | United States Life Ins Co in the Cit | 5. Current (Non-Institutional Only) | 0 | 0 | 0 | 0 | 0 | 0 | 0 | 0 |
| 70106 | United States Life Ins Co in the Cit | 6. Total Inception-to-Date (Non-Institutional Only) | 0 | 0 | | 0 | 0 | | | 0 |
| 70106 | United States Life Ins Co in the Cit | 7. Current (Grand Total) | 0 | 0 | 0 | 0 | 0 | 0 | 0 | 0 |
| 70106 | United States Life Ins Co in the Cit | 8. Total Inception-to-Date (Grand Total) | 0 | 0 | | 0 | 0 | | | 0 |

CAUTION: The information contained on this page is UNAUDITED and not a complete analysis nor is it an expression of opinion on any insurer. This page may contain inadvertent errors.

**2021 Long-Term Care Insurance Experience Reporting - Form 4
Direct Group Experience - STAND-ALONE ONLY**

| Company Number | Company Name | Row Description | Calendar Year of Peak | Third Party Funding (%) | Average Attained Age | Earned Premiums | Incurred Claims | Number of Lives In Force Year End | Number of Terminations | Number of New Lives Insured |
|----------------|--------------------------------------|---|-----------------------|-------------------------|----------------------|-----------------|-----------------|-----------------------------------|------------------------|-----------------------------|
| 70319 | Washington Natl Ins Co | 1. Current (Comprehensive) | 1996 | 0 | 79 | 2,358 | 3,539 | 1,332 | 91 | 0 |
| 70319 | Washington Natl Ins Co | 2. Total Inception-to-Date (Comprehensive) | 1996 | 0 | | 289,200 | 247,461 | | | 3,591 |
| 70319 | Washington Natl Ins Co | 3. Current (Institutional Only) | 1987 | 0 | 95 | 78 | (409) | 86 | 32 | 0 |
| 70319 | Washington Natl Ins Co | 4. Total Inception-to-Date (Institutional Only) | 1988 | 0 | | 9,957 | 5,796 | | | 3,080 |
| 70319 | Washington Natl Ins Co | 5. Current (Non-Institutional Only) | 1991 | 0 | 95 | 167 | 1,582 | 90 | 21 | 0 |
| 70319 | Washington Natl Ins Co | 6. Total Inception-to-Date (Non-Institutional Only) | 1991 | 0 | | 93,499 | 200,671 | | | 1,722 |
| 70319 | Washington Natl Ins Co | 7. Current (Grand Total) | 2000 | 0 | 81 | 2,603 | 4,712 | 1,508 | 144 | 0 |
| 70319 | Washington Natl Ins Co | 8. Total Inception-to-Date (Grand Total) | 1990 | 0 | | 392,656 | 453,929 | | | 8,393 |
| 70335 | West Coast Life Ins Co | 1. Current (Comprehensive) | 0 | 0 | 0 | 0 | 0 | 0 | 0 | 0 |
| 70335 | West Coast Life Ins Co | 2. Total Inception-to-Date (Comprehensive) | 0 | 0 | | 0 | 0 | | | 0 |
| 70335 | West Coast Life Ins Co | 3. Current (Institutional Only) | 0 | 0 | 0 | 0 | 0 | 0 | 0 | 0 |
| 70335 | West Coast Life Ins Co | 4. Total Inception-to-Date (Institutional Only) | 0 | 0 | | 0 | 0 | | | 0 |
| 70335 | West Coast Life Ins Co | 5. Current (Non-Institutional Only) | 0 | 0 | 0 | 0 | 0 | 0 | 0 | 0 |
| 70335 | West Coast Life Ins Co | 6. Total Inception-to-Date (Non-Institutional Only) | 0 | 0 | | 0 | 0 | | | 0 |
| 70335 | West Coast Life Ins Co | 7. Current (Grand Total) | 0 | 0 | 0 | 0 | 0 | 0 | 0 | 0 |
| 70335 | West Coast Life Ins Co | 8. Total Inception-to-Date (Grand Total) | 0 | 0 | | 0 | 0 | | | 0 |
| 70408 | Union Security Ins Co | 1. Current (Comprehensive) | 0 | 0 | 0 | 0 | 0 | 0 | 0 | 0 |
| 70408 | Union Security Ins Co | 2. Total Inception-to-Date (Comprehensive) | 0 | 0 | | 0 | 0 | | | 0 |
| 70408 | Union Security Ins Co | 3. Current (Institutional Only) | 0 | 0 | 0 | 0 | 0 | 0 | 0 | 0 |
| 70408 | Union Security Ins Co | 4. Total Inception-to-Date (Institutional Only) | 0 | 0 | | 0 | 0 | | | 0 |
| 70408 | Union Security Ins Co | 5. Current (Non-Institutional Only) | 0 | 0 | 0 | 0 | 0 | 0 | 0 | 0 |
| 70408 | Union Security Ins Co | 6. Total Inception-to-Date (Non-Institutional Only) | 0 | 0 | | 0 | 0 | | | 0 |
| 70408 | Union Security Ins Co | 7. Current (Grand Total) | 0 | 0 | 0 | 0 | 0 | 0 | 0 | 0 |
| 70408 | Union Security Ins Co | 8. Total Inception-to-Date (Grand Total) | 0 | 0 | | 0 | 0 | | | 0 |
| 70670 | Health Care Serv Corp A Mut Legal Re | 1. Current (Comprehensive) | 2000 | 0 | 68 | 5 | 66 | 15 | 0 | 0 |
| 70670 | Health Care Serv Corp A Mut Legal Re | 2. Total Inception-to-Date (Comprehensive) | 2000 | 0 | | 30 | 64 | | | 15 |
| 70670 | Health Care Serv Corp A Mut Legal Re | 3. Current (Institutional Only) | 0 | 0 | 0 | 0 | 0 | 0 | 0 | 0 |
| 70670 | Health Care Serv Corp A Mut Legal Re | 4. Total Inception-to-Date (Institutional Only) | 0 | 0 | | 0 | 0 | | | 0 |
| 70670 | Health Care Serv Corp A Mut Legal Re | 5. Current (Non-Institutional Only) | 0 | 0 | 0 | 0 | 0 | 0 | 0 | 0 |
| 70670 | Health Care Serv Corp A Mut Legal Re | 6. Total Inception-to-Date (Non-Institutional Only) | 0 | 0 | | 0 | 0 | | | 0 |
| 70670 | Health Care Serv Corp A Mut Legal Re | 7. Current (Grand Total) | 2000 | 0 | 68 | 5 | 66 | 15 | 0 | 0 |
| 70670 | Health Care Serv Corp A Mut Legal Re | 8. Total Inception-to-Date (Grand Total) | 2000 | 0 | | 30 | 64 | | | 15 |

CAUTION: The information contained on this page is UNAUDITED and not a complete analysis nor is it an expression of opinion on any insurer. This page may contain inadvertent errors.

**2021 Long-Term Care Insurance Experience Reporting - Form 4
Direct Group Experience - STAND-ALONE ONLY**

| Company Number | Company Name | Row Description | Calendar Year of Peak | Third Party Funding (%) | Average Attained Age | Earned Premiums | Incurred Claims | Number of Lives In Force Year End | Number of Terminations | Number of New Lives Insured |
|----------------|------------------------------------|---|-----------------------|-------------------------|----------------------|-----------------|-----------------|-----------------------------------|------------------------|-----------------------------|
| 70688 | Transamerica Financial Life Ins Co | 1. Current (Comprehensive) | 0 | 0 | 0 | 0 | 0 | 0 | 0 | 0 |
| 70688 | Transamerica Financial Life Ins Co | 2. Total Inception-to-Date (Comprehensive) | 0 | 0 | | 0 | 0 | | | 0 |
| 70688 | Transamerica Financial Life Ins Co | 3. Current (Institutional Only) | 0 | 0 | 0 | 0 | 0 | 0 | 0 | 0 |
| 70688 | Transamerica Financial Life Ins Co | 4. Total Inception-to-Date (Institutional Only) | 0 | 0 | | 0 | 0 | | | 0 |
| 70688 | Transamerica Financial Life Ins Co | 5. Current (Non-Institutional Only) | 0 | 0 | 0 | 0 | 0 | 0 | 0 | 0 |
| 70688 | Transamerica Financial Life Ins Co | 6. Total Inception-to-Date (Non-Institutional Only) | 0 | 0 | | 0 | 0 | | | 0 |
| 70688 | Transamerica Financial Life Ins Co | 7. Current (Grand Total) | 0 | 0 | 0 | 0 | 0 | 0 | 0 | 0 |
| 70688 | Transamerica Financial Life Ins Co | 8. Total Inception-to-Date (Grand Total) | 0 | 0 | | 0 | 0 | | | 0 |
| 70729 | BCBS Of KS Inc | 1. Current (Comprehensive) | 2003 | 0 | 68 | 86 | 324 | 123 | 0 | 0 |
| 70729 | BCBS Of KS Inc | 2. Total Inception-to-Date (Comprehensive) | 2003 | 0 | | 1,836 | 448 | | | 182 |
| 70729 | BCBS Of KS Inc | 3. Current (Institutional Only) | 0 | 0 | 0 | 0 | 0 | 0 | 0 | 0 |
| 70729 | BCBS Of KS Inc | 4. Total Inception-to-Date (Institutional Only) | 0 | 0 | | 0 | 0 | | | 0 |
| 70729 | BCBS Of KS Inc | 5. Current (Non-Institutional Only) | 0 | 0 | 0 | 0 | 0 | 0 | 0 | 0 |
| 70729 | BCBS Of KS Inc | 6. Total Inception-to-Date (Non-Institutional Only) | 0 | 0 | | 0 | 0 | | | 0 |
| 70729 | BCBS Of KS Inc | 7. Current (Grand Total) | 2003 | 0 | 68 | 86 | 324 | 123 | 0 | 0 |
| 70729 | BCBS Of KS Inc | 8. Total Inception-to-Date (Grand Total) | 2003 | 0 | | 1,836 | 448 | | | 182 |
| 70769 | Erie Family Life Ins Co | 1. Current (Comprehensive) | 0 | 0 | 0 | 0 | 0 | 0 | 0 | 0 |
| 70769 | Erie Family Life Ins Co | 2. Total Inception-to-Date (Comprehensive) | 0 | 0 | | 0 | 0 | | | 0 |
| 70769 | Erie Family Life Ins Co | 3. Current (Institutional Only) | 0 | 0 | 0 | 0 | 0 | 0 | 0 | 0 |
| 70769 | Erie Family Life Ins Co | 4. Total Inception-to-Date (Institutional Only) | 0 | 0 | | 0 | 0 | | | 0 |
| 70769 | Erie Family Life Ins Co | 5. Current (Non-Institutional Only) | 0 | 0 | 0 | 0 | 0 | 0 | 0 | 0 |
| 70769 | Erie Family Life Ins Co | 6. Total Inception-to-Date (Non-Institutional Only) | 0 | 0 | | 0 | 0 | | | 0 |
| 70769 | Erie Family Life Ins Co | 7. Current (Grand Total) | 0 | 0 | 0 | 0 | 0 | 0 | 0 | 0 |
| 70769 | Erie Family Life Ins Co | 8. Total Inception-to-Date (Grand Total) | 0 | 0 | | 0 | 0 | | | 0 |
| 70939 | Gerber Life Ins Co | 1. Current (Comprehensive) | 0 | 0 | 0 | 0 | 0 | 0 | 0 | 0 |
| 70939 | Gerber Life Ins Co | 2. Total Inception-to-Date (Comprehensive) | 0 | 0 | | 0 | 0 | | | 0 |
| 70939 | Gerber Life Ins Co | 3. Current (Institutional Only) | 0 | 0 | 0 | 0 | 0 | 0 | 0 | 0 |
| 70939 | Gerber Life Ins Co | 4. Total Inception-to-Date (Institutional Only) | 0 | 0 | | 0 | 0 | | | 0 |
| 70939 | Gerber Life Ins Co | 5. Current (Non-Institutional Only) | 0 | 0 | 0 | 0 | 0 | 0 | 0 | 0 |
| 70939 | Gerber Life Ins Co | 6. Total Inception-to-Date (Non-Institutional Only) | 0 | 0 | | 0 | 0 | | | 0 |
| 70939 | Gerber Life Ins Co | 7. Current (Grand Total) | 0 | 0 | 0 | 0 | 0 | 0 | 0 | 0 |
| 70939 | Gerber Life Ins Co | 8. Total Inception-to-Date (Grand Total) | 0 | 0 | | 0 | 0 | | | 0 |

CAUTION: The information contained on this page is UNAUDITED and not a complete analysis nor is it an expression of opinion on any insurer. This page may contain inadvertent errors.

2021 Long-Term Care Insurance Experience Reporting - Form 4
Direct Group Experience - STAND-ALONE ONLY

| Company Number | Company Name | Row Description | Calendar Year of Peak | Third Party Funding (%) | Average Attained Age | Earned Premiums | Incurred Claims | Number of Lives In Force Year End | Number of Terminations | Number of New Lives Insured |
|----------------|------------------------|---|-----------------------|-------------------------|----------------------|-----------------|-----------------|-----------------------------------|------------------------|-----------------------------|
| 71129 | Dearborn Life Ins Co | 1. Current (Comprehensive) | 1998 | 0 | 70 | 899 | (42,970) | 2 | 1 | 0 |
| 71129 | Dearborn Life Ins Co | 2. Total Inception-to-Date (Comprehensive) | 1995 | 0 | | 72,823 | 90,047 | | | 13 |
| 71129 | Dearborn Life Ins Co | 3. Current (Institutional Only) | 0 | 0 | 0 | 0 | 0 | 0 | 0 | 0 |
| 71129 | Dearborn Life Ins Co | 4. Total Inception-to-Date (Institutional Only) | 0 | 0 | | 0 | 0 | | | 0 |
| 71129 | Dearborn Life Ins Co | 5. Current (Non-Institutional Only) | 0 | 0 | 0 | 0 | 0 | 0 | 0 | 0 |
| 71129 | Dearborn Life Ins Co | 6. Total Inception-to-Date (Non-Institutional Only) | 0 | 0 | | 0 | 0 | | | 0 |
| 71129 | Dearborn Life Ins Co | 7. Current (Grand Total) | 1998 | 0 | 70 | 899 | (42,970) | 2 | 1 | 0 |
| 71129 | Dearborn Life Ins Co | 8. Total Inception-to-Date (Grand Total) | 1995 | 0 | | 72,823 | 90,047 | | | 13 |
| 71404 | Continental Gen Ins Co | 1. Current (Comprehensive) | 2002 | 0 | 0 | 15,346 | 16,776 | 9,120 | 513 | 0 |
| 71404 | Continental Gen Ins Co | 2. Total Inception-to-Date (Comprehensive) | 2002 | 0 | | 365,019 | 195,768 | | | 17,568 |
| 71404 | Continental Gen Ins Co | 3. Current (Institutional Only) | 0 | 0 | 0 | 0 | 0 | 0 | 0 | 0 |
| 71404 | Continental Gen Ins Co | 4. Total Inception-to-Date (Institutional Only) | 0 | 0 | | 0 | 0 | | | 0 |
| 71404 | Continental Gen Ins Co | 5. Current (Non-Institutional Only) | 0 | 0 | 0 | 0 | 0 | 0 | 0 | 0 |
| 71404 | Continental Gen Ins Co | 6. Total Inception-to-Date (Non-Institutional Only) | 0 | 0 | | 0 | 0 | | | 0 |
| 71404 | Continental Gen Ins Co | 7. Current (Grand Total) | 2002 | 0 | 0 | 15,346 | 16,776 | 9,120 | 513 | 0 |
| 71404 | Continental Gen Ins Co | 8. Total Inception-to-Date (Grand Total) | 2002 | 0 | | 365,019 | 195,768 | | | 17,568 |
| 71412 | Mutual Of Omaha Ins Co | 1. Current (Comprehensive) | 1990 | 0 | 73 | 23,440 | 15,606 | 18,579 | 558 | 0 |
| 71412 | Mutual Of Omaha Ins Co | 2. Total Inception-to-Date (Comprehensive) | 1990 | 0 | | 462,064 | 468,457 | | | 27,701 |
| 71412 | Mutual Of Omaha Ins Co | 3. Current (Institutional Only) | 1989 | 0 | 99 | 0 | 0 | 1 | 0 | 0 |
| 71412 | Mutual Of Omaha Ins Co | 4. Total Inception-to-Date (Institutional Only) | 1989 | 0 | | 1,815 | 1,452 | | | 2,505 |
| 71412 | Mutual Of Omaha Ins Co | 5. Current (Non-Institutional Only) | 0 | 0 | 0 | 0 | 0 | 0 | 0 | 0 |
| 71412 | Mutual Of Omaha Ins Co | 6. Total Inception-to-Date (Non-Institutional Only) | 0 | 0 | | 0 | 0 | | | 0 |
| 71412 | Mutual Of Omaha Ins Co | 7. Current (Grand Total) | 1990 | 0 | 73 | 23,440 | 15,606 | 18,580 | 558 | 0 |
| 71412 | Mutual Of Omaha Ins Co | 8. Total Inception-to-Date (Grand Total) | 1990 | 0 | | 463,879 | 469,908 | | | 30,206 |
| 71439 | Assurity Life Ins Co | 1. Current (Comprehensive) | 0 | 0 | 0 | 0 | 0 | 0 | 0 | 0 |
| 71439 | Assurity Life Ins Co | 2. Total Inception-to-Date (Comprehensive) | 0 | 0 | | 0 | 0 | | | 0 |
| 71439 | Assurity Life Ins Co | 3. Current (Institutional Only) | 0 | 0 | 0 | 0 | 0 | 0 | 0 | 0 |
| 71439 | Assurity Life Ins Co | 4. Total Inception-to-Date (Institutional Only) | 0 | 0 | | 0 | 0 | | | 0 |
| 71439 | Assurity Life Ins Co | 5. Current (Non-Institutional Only) | 0 | 0 | 0 | 0 | 0 | 0 | 0 | 0 |
| 71439 | Assurity Life Ins Co | 6. Total Inception-to-Date (Non-Institutional Only) | 0 | 0 | | 0 | 0 | | | 0 |
| 71439 | Assurity Life Ins Co | 7. Current (Grand Total) | 0 | 0 | 0 | 0 | 0 | 0 | 0 | 0 |
| 71439 | Assurity Life Ins Co | 8. Total Inception-to-Date (Grand Total) | 0 | 0 | | 0 | 0 | | | 0 |

CAUTION: The information contained on this page is UNAUDITED and not a complete analysis nor is it an expression of opinion on any insurer. This page may contain inadvertent errors.

2021 Long-Term Care Insurance Experience Reporting - Form 4
Direct Group Experience - STAND-ALONE ONLY

| Company Number | Company Name | Row Description | Calendar Year of Peak | Third Party Funding (%) | Average Attained Age | Earned Premiums | Incurred Claims | Number of Lives In Force Year End | Number of Terminations | Number of New Lives Insured |
|----------------|-------------------------------|---|-----------------------|-------------------------|----------------------|-----------------|-----------------|-----------------------------------|------------------------|-----------------------------|
| 71471 | Ability Ins Co | 1. Current (Comprehensive) | 0 | 0 | 0 | 0 | 0 | 0 | 0 | 0 |
| 71471 | Ability Ins Co | 2. Total Inception-to-Date (Comprehensive) | 0 | 0 | | 0 | 0 | | | 0 |
| 71471 | Ability Ins Co | 3. Current (Institutional Only) | 0 | 0 | 0 | 0 | 0 | 0 | 0 | 0 |
| 71471 | Ability Ins Co | 4. Total Inception-to-Date (Institutional Only) | 0 | 0 | | 0 | 0 | | | 0 |
| 71471 | Ability Ins Co | 5. Current (Non-Institutional Only) | 0 | 0 | 0 | 0 | 0 | 0 | 0 | 0 |
| 71471 | Ability Ins Co | 6. Total Inception-to-Date (Non-Institutional Only) | 0 | 0 | | 0 | 0 | | | 0 |
| 71471 | Ability Ins Co | 7. Current (Grand Total) | 0 | 0 | 0 | 0 | 0 | 0 | 0 | 0 |
| 71471 | Ability Ins Co | 8. Total Inception-to-Date (Grand Total) | 0 | 0 | | 0 | 0 | | | 0 |
| 71714 | Berkshire Life Ins Co of Amer | 1. Current (Comprehensive) | 0 | 0 | 0 | 0 | 0 | 0 | 0 | 0 |
| 71714 | Berkshire Life Ins Co of Amer | 2. Total Inception-to-Date (Comprehensive) | 0 | 0 | | 0 | 0 | | | 0 |
| 71714 | Berkshire Life Ins Co of Amer | 3. Current (Institutional Only) | 0 | 0 | 0 | 0 | 0 | 0 | 0 | 0 |
| 71714 | Berkshire Life Ins Co of Amer | 4. Total Inception-to-Date (Institutional Only) | 0 | 0 | | 0 | 0 | | | 0 |
| 71714 | Berkshire Life Ins Co of Amer | 5. Current (Non-Institutional Only) | 0 | 0 | 0 | 0 | 0 | 0 | 0 | 0 |
| 71714 | Berkshire Life Ins Co of Amer | 6. Total Inception-to-Date (Non-Institutional Only) | 0 | 0 | | 0 | 0 | | | 0 |
| 71714 | Berkshire Life Ins Co of Amer | 7. Current (Grand Total) | 0 | 0 | 0 | 0 | 0 | 0 | 0 | 0 |
| 71714 | Berkshire Life Ins Co of Amer | 8. Total Inception-to-Date (Grand Total) | 0 | 0 | | 0 | 0 | | | 0 |
| 71835 | Anthem Hlth Plans of VA Inc | 1. Current (Comprehensive) | 0 | 0 | 0 | 0 | 0 | 0 | 0 | 0 |
| 71835 | Anthem Hlth Plans of VA Inc | 2. Total Inception-to-Date (Comprehensive) | 0 | 0 | | 0 | 0 | | | 0 |
| 71835 | Anthem Hlth Plans of VA Inc | 3. Current (Institutional Only) | 0 | 0 | 0 | 0 | 0 | 0 | 0 | 0 |
| 71835 | Anthem Hlth Plans of VA Inc | 4. Total Inception-to-Date (Institutional Only) | 0 | 0 | | 0 | 0 | | | 0 |
| 71835 | Anthem Hlth Plans of VA Inc | 5. Current (Non-Institutional Only) | 0 | 0 | 0 | 0 | 0 | 0 | 0 | 0 |
| 71835 | Anthem Hlth Plans of VA Inc | 6. Total Inception-to-Date (Non-Institutional Only) | 0 | 0 | | 0 | 0 | | | 0 |
| 71835 | Anthem Hlth Plans of VA Inc | 7. Current (Grand Total) | 0 | 0 | 0 | 0 | 0 | 0 | 0 | 0 |
| 71835 | Anthem Hlth Plans of VA Inc | 8. Total Inception-to-Date (Grand Total) | 0 | 0 | | 0 | 0 | | | 0 |
| 72273 | Wea Ins Corp | 1. Current (Comprehensive) | 2000 | 0 | 63 | 956 | 5,577 | 12,370 | 53 | 0 |
| 72273 | Wea Ins Corp | 2. Total Inception-to-Date (Comprehensive) | 2000 | 0 | | 298,734 | 38,024 | | | 119,648 |
| 72273 | Wea Ins Corp | 3. Current (Institutional Only) | 0 | 0 | 0 | 0 | 0 | 0 | 0 | 0 |
| 72273 | Wea Ins Corp | 4. Total Inception-to-Date (Institutional Only) | 0 | 0 | | 0 | 0 | | | 0 |
| 72273 | Wea Ins Corp | 5. Current (Non-Institutional Only) | 0 | 0 | 0 | 0 | 0 | 0 | 0 | 0 |
| 72273 | Wea Ins Corp | 6. Total Inception-to-Date (Non-Institutional Only) | 0 | 0 | | 0 | 0 | | | 0 |
| 72273 | Wea Ins Corp | 7. Current (Grand Total) | 2000 | 0 | 63 | 956 | 5,577 | 12,370 | 53 | 0 |
| 72273 | Wea Ins Corp | 8. Total Inception-to-Date (Grand Total) | 2000 | 0 | | 298,734 | 38,024 | | | 119,648 |

CAUTION: The information contained on this page is UNAUDITED and not a complete analysis nor is it an expression of opinion on any insurer. This page may contain inadvertent errors.

**2021 Long-Term Care Insurance Experience Reporting - Form 4
Direct Group Experience - STAND-ALONE ONLY**

| Company Number | Company Name | Row Description | Calendar Year of Peak | Third Party Funding (%) | Average Attained Age | Earned Premiums | Incurred Claims | Number of Lives In Force Year End | Number of Terminations | Number of New Lives Insured |
|----------------|----------------------------|---|-----------------------|-------------------------|----------------------|-----------------|-----------------|-----------------------------------|------------------------|-----------------------------|
| 72990 | Genworth Life Ins Co of NY | 1. Current (Comprehensive) | 2013 | 4 | 67 | 12,312 | 5,596 | 6,668 | 119 | 24 |
| 72990 | Genworth Life Ins Co of NY | 2. Total Inception-to-Date (Comprehensive) | 2013 | 5 | | 132,545 | 38,855 | | | 8,894 |
| 72990 | Genworth Life Ins Co of NY | 3. Current (Institutional Only) | 1992 | 0 | 78 | 978 | 1,587 | 979 | 52 | 0 |
| 72990 | Genworth Life Ins Co of NY | 4. Total Inception-to-Date (Institutional Only) | 1992 | 0 | | 25,114 | 32,495 | | | 2,155 |
| 72990 | Genworth Life Ins Co of NY | 5. Current (Non-Institutional Only) | 0 | 0 | 0 | 0 | 0 | 0 | 0 | 0 |
| 72990 | Genworth Life Ins Co of NY | 6. Total Inception-to-Date (Non-Institutional Only) | 0 | 0 | | 0 | 0 | | | 0 |
| 72990 | Genworth Life Ins Co of NY | 7. Current (Grand Total) | 2013 | 4 | 69 | 13,290 | 7,183 | 7,647 | 171 | 24 |
| 72990 | Genworth Life Ins Co of NY | 8. Total Inception-to-Date (Grand Total) | 2013 | 4 | | 157,659 | 71,350 | | | 11,049 |
| 74101 | Globe Life Ins Co of NY | 1. Current (Comprehensive) | 0 | 0 | 0 | 0 | 0 | 0 | 0 | 0 |
| 74101 | Globe Life Ins Co of NY | 2. Total Inception-to-Date (Comprehensive) | 0 | 0 | | 0 | 0 | | | 0 |
| 74101 | Globe Life Ins Co of NY | 3. Current (Institutional Only) | 0 | 0 | 0 | 0 | 0 | 0 | 0 | 0 |
| 74101 | Globe Life Ins Co of NY | 4. Total Inception-to-Date (Institutional Only) | 0 | 0 | | 0 | 0 | | | 0 |
| 74101 | Globe Life Ins Co of NY | 5. Current (Non-Institutional Only) | 0 | 0 | 0 | 0 | 0 | 0 | 0 | 0 |
| 74101 | Globe Life Ins Co of NY | 6. Total Inception-to-Date (Non-Institutional Only) | 0 | 0 | | 0 | 0 | | | 0 |
| 74101 | Globe Life Ins Co of NY | 7. Current (Grand Total) | 0 | 0 | 0 | 0 | 0 | 0 | 0 | 0 |
| 74101 | Globe Life Ins Co of NY | 8. Total Inception-to-Date (Grand Total) | 0 | 0 | | 0 | 0 | | | 0 |
| 76236 | The Cincinnati Life Ins Co | 1. Current (Comprehensive) | 0 | 0 | 0 | 0 | 0 | 0 | 0 | 0 |
| 76236 | The Cincinnati Life Ins Co | 2. Total Inception-to-Date (Comprehensive) | 0 | 0 | | 0 | 0 | | | 0 |
| 76236 | The Cincinnati Life Ins Co | 3. Current (Institutional Only) | 0 | 0 | 0 | 0 | 0 | 0 | 0 | 0 |
| 76236 | The Cincinnati Life Ins Co | 4. Total Inception-to-Date (Institutional Only) | 0 | 0 | | 0 | 0 | | | 0 |
| 76236 | The Cincinnati Life Ins Co | 5. Current (Non-Institutional Only) | 0 | 0 | 0 | 0 | 0 | 0 | 0 | 0 |
| 76236 | The Cincinnati Life Ins Co | 6. Total Inception-to-Date (Non-Institutional Only) | 0 | 0 | | 0 | 0 | | | 0 |
| 76236 | The Cincinnati Life Ins Co | 7. Current (Grand Total) | 0 | 0 | 0 | 0 | 0 | 0 | 0 | 0 |
| 76236 | The Cincinnati Life Ins Co | 8. Total Inception-to-Date (Grand Total) | 0 | 0 | | 0 | 0 | | | 0 |
| 76694 | Canada Life Reins Co | 1. Current (Comprehensive) | 0 | 0 | 0 | 0 | 0 | 0 | 0 | 0 |
| 76694 | Canada Life Reins Co | 2. Total Inception-to-Date (Comprehensive) | 0 | 0 | | 0 | 0 | | | 0 |
| 76694 | Canada Life Reins Co | 3. Current (Institutional Only) | 0 | 0 | 0 | 0 | 0 | 0 | 0 | 0 |
| 76694 | Canada Life Reins Co | 4. Total Inception-to-Date (Institutional Only) | 0 | 0 | | 0 | 0 | | | 0 |
| 76694 | Canada Life Reins Co | 5. Current (Non-Institutional Only) | 0 | 0 | 0 | 0 | 0 | 0 | 0 | 0 |
| 76694 | Canada Life Reins Co | 6. Total Inception-to-Date (Non-Institutional Only) | 0 | 0 | | 0 | 0 | | | 0 |
| 76694 | Canada Life Reins Co | 7. Current (Grand Total) | 0 | 0 | 0 | 0 | 0 | 0 | 0 | 0 |
| 76694 | Canada Life Reins Co | 8. Total Inception-to-Date (Grand Total) | 0 | 0 | | 0 | 0 | | | 0 |

CAUTION: The information contained on this page is UNAUDITED and not a complete analysis nor is it an expression of opinion on any insurer. This page may contain inadvertent errors.

**2021 Long-Term Care Insurance Experience Reporting - Form 4
Direct Group Experience - STAND-ALONE ONLY**

| Company Number | Company Name | Row Description | Calendar Year of Peak | Third Party Funding (%) | Average Attained Age | Earned Premiums | Incurred Claims | Number of Lives In Force Year End | Number of Terminations | Number of New Lives Insured |
|----------------|----------------------------|---|-----------------------|-------------------------|----------------------|-----------------|-----------------|-----------------------------------|------------------------|-----------------------------|
| 77399 | Sterling Life Ins Co | 1. Current (Comprehensive) | 0 | 0 | 0 | 0 | 0 | 0 | 0 | 0 |
| 77399 | Sterling Life Ins Co | 2. Total Inception-to-Date (Comprehensive) | 0 | 0 | | 0 | 0 | | | 0 |
| 77399 | Sterling Life Ins Co | 3. Current (Institutional Only) | 0 | 0 | 0 | 0 | 0 | 0 | 0 | 0 |
| 77399 | Sterling Life Ins Co | 4. Total Inception-to-Date (Institutional Only) | 0 | 0 | | 0 | 0 | | | 0 |
| 77399 | Sterling Life Ins Co | 5. Current (Non-Institutional Only) | 0 | 0 | 0 | 0 | 0 | 0 | 0 | 0 |
| 77399 | Sterling Life Ins Co | 6. Total Inception-to-Date (Non-Institutional Only) | 0 | 0 | | 0 | 0 | | | 0 |
| 77399 | Sterling Life Ins Co | 7. Current (Grand Total) | 0 | 0 | 0 | 0 | 0 | 0 | 0 | 0 |
| 77399 | Sterling Life Ins Co | 8. Total Inception-to-Date (Grand Total) | 0 | 0 | | 0 | 0 | | | 0 |
| 77720 | LifeSecure Ins Co | 1. Current (Comprehensive) | 2007 | 0 | 69 | 263 | 174 | 289 | 6 | 0 |
| 77720 | LifeSecure Ins Co | 2. Total Inception-to-Date (Comprehensive) | 2007 | 0 | | 3,779 | 363 | | | 1,332 |
| 77720 | LifeSecure Ins Co | 3. Current (Institutional Only) | 0 | 0 | 0 | 0 | 0 | 0 | 0 | 0 |
| 77720 | LifeSecure Ins Co | 4. Total Inception-to-Date (Institutional Only) | 0 | 0 | | 0 | 0 | | | 0 |
| 77720 | LifeSecure Ins Co | 5. Current (Non-Institutional Only) | 0 | 0 | 0 | 0 | 0 | 0 | 0 | 0 |
| 77720 | LifeSecure Ins Co | 6. Total Inception-to-Date (Non-Institutional Only) | 0 | 0 | | 0 | 0 | | | 0 |
| 77720 | LifeSecure Ins Co | 7. Current (Grand Total) | 2007 | 0 | 69 | 263 | 174 | 289 | 6 | 0 |
| 77720 | LifeSecure Ins Co | 8. Total Inception-to-Date (Grand Total) | 2007 | 0 | | 3,779 | 363 | | | 1,332 |
| 77780 | BCBS Of NE | 1. Current (Comprehensive) | 1996 | 0 | 72 | 286 | 381 | 307 | 10 | 0 |
| 77780 | BCBS Of NE | 2. Total Inception-to-Date (Comprehensive) | 1996 | 0 | | 7,841 | 6,828 | | | 537 |
| 77780 | BCBS Of NE | 3. Current (Institutional Only) | 0 | 0 | 0 | 0 | 0 | 0 | 0 | 0 |
| 77780 | BCBS Of NE | 4. Total Inception-to-Date (Institutional Only) | 0 | 0 | | 0 | 0 | | | 0 |
| 77780 | BCBS Of NE | 5. Current (Non-Institutional Only) | 0 | 0 | 0 | 0 | 0 | 0 | 0 | 0 |
| 77780 | BCBS Of NE | 6. Total Inception-to-Date (Non-Institutional Only) | 0 | 0 | | 0 | 0 | | | 0 |
| 77780 | BCBS Of NE | 7. Current (Grand Total) | 1996 | 0 | 72 | 286 | 381 | 307 | 10 | 0 |
| 77780 | BCBS Of NE | 8. Total Inception-to-Date (Grand Total) | 1996 | 0 | | 7,841 | 6,828 | | | 537 |
| 78697 | Combined Life Ins Co Of NY | 1. Current (Comprehensive) | 0 | 0 | 0 | 0 | 0 | 0 | 0 | 0 |
| 78697 | Combined Life Ins Co Of NY | 2. Total Inception-to-Date (Comprehensive) | 0 | 0 | | 0 | 0 | | | 0 |
| 78697 | Combined Life Ins Co Of NY | 3. Current (Institutional Only) | 0 | 0 | 0 | 0 | 0 | 0 | 0 | 0 |
| 78697 | Combined Life Ins Co Of NY | 4. Total Inception-to-Date (Institutional Only) | 0 | 0 | | 0 | 0 | | | 0 |
| 78697 | Combined Life Ins Co Of NY | 5. Current (Non-Institutional Only) | 0 | 0 | 0 | 0 | 0 | 0 | 0 | 0 |
| 78697 | Combined Life Ins Co Of NY | 6. Total Inception-to-Date (Non-Institutional Only) | 0 | 0 | | 0 | 0 | | | 0 |
| 78697 | Combined Life Ins Co Of NY | 7. Current (Grand Total) | 0 | 0 | 0 | 0 | 0 | 0 | 0 | 0 |
| 78697 | Combined Life Ins Co Of NY | 8. Total Inception-to-Date (Grand Total) | 0 | 0 | | 0 | 0 | | | 0 |

CAUTION: The information contained on this page is UNAUDITED and not a complete analysis nor is it an expression of opinion on any insurer. This page may contain inadvertent errors.

**2021 Long-Term Care Insurance Experience Reporting - Form 4
Direct Group Experience - STAND-ALONE ONLY**

| Company Number | Company Name | Row Description | Calendar Year of Peak | Third Party Funding (%) | Average Attained Age | Earned Premiums | Incurred Claims | Number of Lives In Force Year End | Number of Terminations | Number of New Lives Insured |
|----------------|------------------------------|---|-----------------------|-------------------------|----------------------|-----------------|-----------------|-----------------------------------|------------------------|-----------------------------|
| 78743 | New Era Life Ins Co | 1. Current (Comprehensive) | 0 | 0 | 0 | 13,123 | (103,737) | 6 | 6 | 0 |
| 78743 | New Era Life Ins Co | 2. Total Inception-to-Date (Comprehensive) | 0 | 0 | | 13,123 | 0 | | | 0 |
| 78743 | New Era Life Ins Co | 3. Current (Institutional Only) | 0 | 0 | 0 | 0 | 0 | 0 | 0 | 0 |
| 78743 | New Era Life Ins Co | 4. Total Inception-to-Date (Institutional Only) | 0 | 0 | | 0 | 0 | | | 0 |
| 78743 | New Era Life Ins Co | 5. Current (Non-Institutional Only) | 0 | 0 | 0 | 0 | 0 | 0 | 0 | 0 |
| 78743 | New Era Life Ins Co | 6. Total Inception-to-Date (Non-Institutional Only) | 0 | 0 | | 0 | 0 | | | 0 |
| 78743 | New Era Life Ins Co | 7. Current (Grand Total) | 0 | 0 | 0 | 13,123 | (103,737) | 6 | 6 | 0 |
| 78743 | New Era Life Ins Co | 8. Total Inception-to-Date (Grand Total) | 0 | 0 | | 13,123 | 0 | | | 0 |
| 78972 | Healthy Alliance Life Ins Co | 1. Current (Comprehensive) | 0 | 0 | 0 | 0 | 0 | 0 | 0 | 0 |
| 78972 | Healthy Alliance Life Ins Co | 2. Total Inception-to-Date (Comprehensive) | 0 | 0 | | 0 | 0 | | | 0 |
| 78972 | Healthy Alliance Life Ins Co | 3. Current (Institutional Only) | 0 | 0 | 0 | 0 | 0 | 0 | 0 | 0 |
| 78972 | Healthy Alliance Life Ins Co | 4. Total Inception-to-Date (Institutional Only) | 0 | 0 | | 0 | 0 | | | 0 |
| 78972 | Healthy Alliance Life Ins Co | 5. Current (Non-Institutional Only) | 0 | 0 | 0 | 0 | 0 | 0 | 0 | 0 |
| 78972 | Healthy Alliance Life Ins Co | 6. Total Inception-to-Date (Non-Institutional Only) | 0 | 0 | | 0 | 0 | | | 0 |
| 78972 | Healthy Alliance Life Ins Co | 7. Current (Grand Total) | 0 | 0 | 0 | 0 | 0 | 0 | 0 | 0 |
| 78972 | Healthy Alliance Life Ins Co | 8. Total Inception-to-Date (Grand Total) | 0 | 0 | | 0 | 0 | | | 0 |
| 79413 | UnitedHealthcare Ins Co | 1. Current (Comprehensive) | 0 | 0 | 0 | 14 | 0 | 11 | 0 | 0 |
| 79413 | UnitedHealthcare Ins Co | 2. Total Inception-to-Date (Comprehensive) | 2009 | 0 | | 148 | 87 | | | 0 |
| 79413 | UnitedHealthcare Ins Co | 3. Current (Institutional Only) | 0 | 0 | 0 | 0 | 0 | 0 | 0 | 0 |
| 79413 | UnitedHealthcare Ins Co | 4. Total Inception-to-Date (Institutional Only) | 0 | 0 | | 0 | 0 | | | 0 |
| 79413 | UnitedHealthcare Ins Co | 5. Current (Non-Institutional Only) | 0 | 0 | 0 | 0 | 0 | 0 | 0 | 0 |
| 79413 | UnitedHealthcare Ins Co | 6. Total Inception-to-Date (Non-Institutional Only) | 0 | 0 | | 0 | 0 | | | 0 |
| 79413 | UnitedHealthcare Ins Co | 7. Current (Grand Total) | 0 | 0 | 0 | 14 | 0 | 11 | 0 | 0 |
| 79413 | UnitedHealthcare Ins Co | 8. Total Inception-to-Date (Grand Total) | 0 | 0 | | 148 | 87 | | | 0 |
| 80314 | Unicare Life & Hlth Ins Co | 1. Current (Comprehensive) | 0 | 0 | 0 | 0 | 0 | 0 | 0 | 0 |
| 80314 | Unicare Life & Hlth Ins Co | 2. Total Inception-to-Date (Comprehensive) | 0 | 0 | | 0 | 0 | | | 0 |
| 80314 | Unicare Life & Hlth Ins Co | 3. Current (Institutional Only) | 0 | 0 | 0 | 0 | 0 | 0 | 0 | 0 |
| 80314 | Unicare Life & Hlth Ins Co | 4. Total Inception-to-Date (Institutional Only) | 0 | 0 | | 0 | 0 | | | 0 |
| 80314 | Unicare Life & Hlth Ins Co | 5. Current (Non-Institutional Only) | 0 | 0 | 0 | 0 | 0 | 0 | 0 | 0 |
| 80314 | Unicare Life & Hlth Ins Co | 6. Total Inception-to-Date (Non-Institutional Only) | 0 | 0 | | 0 | 0 | | | 0 |
| 80314 | Unicare Life & Hlth Ins Co | 7. Current (Grand Total) | 0 | 0 | 0 | 0 | 0 | 0 | 0 | 0 |
| 80314 | Unicare Life & Hlth Ins Co | 8. Total Inception-to-Date (Grand Total) | 0 | 0 | | 0 | 0 | | | 0 |

CAUTION: The information contained on this page is UNAUDITED and not a complete analysis nor is it an expression of opinion on any insurer. This page may contain inadvertent errors.

2021 Long-Term Care Insurance Experience Reporting - Form 4
Direct Group Experience - STAND-ALONE ONLY

| Company Number | Company Name | Row Description | Calendar Year of Peak | Third Party Funding (%) | Average Attained Age | Earned Premiums | Incurred Claims | Number of Lives In Force Year End | Number of Terminations | Number of New Lives Insured |
|----------------|------------------------------------|---|-----------------------|-------------------------|----------------------|-----------------|-----------------|-----------------------------------|------------------------|-----------------------------|
| 80578 | Physicians Mut Ins Co | 1. Current (Comprehensive) | 0 | 0 | 0 | 0 | 0 | 0 | 0 | 0 |
| 80578 | Physicians Mut Ins Co | 2. Total Inception-to-Date (Comprehensive) | 0 | 0 | | 0 | 0 | | | 0 |
| 80578 | Physicians Mut Ins Co | 3. Current (Institutional Only) | 0 | 0 | 0 | 0 | 0 | 0 | 0 | 0 |
| 80578 | Physicians Mut Ins Co | 4. Total Inception-to-Date (Institutional Only) | 0 | 0 | | 0 | 0 | | | 0 |
| 80578 | Physicians Mut Ins Co | 5. Current (Non-Institutional Only) | 0 | 0 | 0 | 0 | 0 | 0 | 0 | 0 |
| 80578 | Physicians Mut Ins Co | 6. Total Inception-to-Date (Non-Institutional Only) | 0 | 0 | | 0 | 0 | | | 0 |
| 80578 | Physicians Mut Ins Co | 7. Current (Grand Total) | 0 | 0 | 0 | 0 | 0 | 0 | 0 | 0 |
| 80578 | Physicians Mut Ins Co | 8. Total Inception-to-Date (Grand Total) | 0 | 0 | | 0 | 0 | | | 0 |
| 80594 | Riversource Life Ins Co Of NY | 1. Current (Comprehensive) | 0 | 0 | 0 | 0 | 0 | 0 | 0 | 0 |
| 80594 | Riversource Life Ins Co Of NY | 2. Total Inception-to-Date (Comprehensive) | 0 | 0 | | 0 | 0 | | | 0 |
| 80594 | Riversource Life Ins Co Of NY | 3. Current (Institutional Only) | 0 | 0 | 0 | 0 | 0 | 0 | 0 | 0 |
| 80594 | Riversource Life Ins Co Of NY | 4. Total Inception-to-Date (Institutional Only) | 0 | 0 | | 0 | 0 | | | 0 |
| 80594 | Riversource Life Ins Co Of NY | 5. Current (Non-Institutional Only) | 0 | 0 | 0 | 0 | 0 | 0 | 0 | 0 |
| 80594 | Riversource Life Ins Co Of NY | 6. Total Inception-to-Date (Non-Institutional Only) | 0 | 0 | | 0 | 0 | | | 0 |
| 80594 | Riversource Life Ins Co Of NY | 7. Current (Grand Total) | 0 | 0 | 0 | 0 | 0 | 0 | 0 | 0 |
| 80594 | Riversource Life Ins Co Of NY | 8. Total Inception-to-Date (Grand Total) | 0 | 0 | | 0 | 0 | | | 0 |
| 80624 | American Progressive L&H Ins Of NY | 1. Current (Comprehensive) | 1998 | 0 | 0 | 0 | 0 | 0 | 0 | 0 |
| 80624 | American Progressive L&H Ins Of NY | 2. Total Inception-to-Date (Comprehensive) | 1998 | 0 | | 0 | 0 | | | 0 |
| 80624 | American Progressive L&H Ins Of NY | 3. Current (Institutional Only) | 1998 | 0 | 80 | 6 | 1 | 3 | 0 | 0 |
| 80624 | American Progressive L&H Ins Of NY | 4. Total Inception-to-Date (Institutional Only) | 1998 | 0 | | 0 | 444 | | | 0 |
| 80624 | American Progressive L&H Ins Of NY | 5. Current (Non-Institutional Only) | 1998 | 0 | 93 | 25 | 159 | 11 | 5 | 0 |
| 80624 | American Progressive L&H Ins Of NY | 6. Total Inception-to-Date (Non-Institutional Only) | 1998 | 0 | | 0 | 6,837 | | | 0 |
| 80624 | American Progressive L&H Ins Of NY | 7. Current (Grand Total) | 1998 | 0 | 90 | 31 | 160 | 14 | 5 | 0 |
| 80624 | American Progressive L&H Ins Of NY | 8. Total Inception-to-Date (Grand Total) | 1998 | 0 | | 0 | 7,281 | | | 0 |
| 80802 | US Br Sun Life Assur Co of Canada | 1. Current (Comprehensive) | 0 | 0 | 0 | 0 | 0 | 0 | 0 | 0 |
| 80802 | US Br Sun Life Assur Co of Canada | 2. Total Inception-to-Date (Comprehensive) | 0 | 0 | | 0 | 0 | | | 0 |
| 80802 | US Br Sun Life Assur Co of Canada | 3. Current (Institutional Only) | 0 | 0 | 0 | 0 | 0 | 0 | 0 | 0 |
| 80802 | US Br Sun Life Assur Co of Canada | 4. Total Inception-to-Date (Institutional Only) | 0 | 0 | | 0 | 0 | | | 0 |
| 80802 | US Br Sun Life Assur Co of Canada | 5. Current (Non-Institutional Only) | 0 | 0 | 0 | 0 | 0 | 0 | 0 | 0 |
| 80802 | US Br Sun Life Assur Co of Canada | 6. Total Inception-to-Date (Non-Institutional Only) | 0 | 0 | | 0 | 0 | | | 0 |
| 80802 | US Br Sun Life Assur Co of Canada | 7. Current (Grand Total) | 0 | 0 | 0 | 0 | 0 | 0 | 0 | 0 |
| 80802 | US Br Sun Life Assur Co of Canada | 8. Total Inception-to-Date (Grand Total) | 0 | 0 | | 0 | 0 | | | 0 |

CAUTION: The information contained on this page is UNAUDITED and not a complete analysis nor is it an expression of opinion on any insurer. This page may contain inadvertent errors.

**2021 Long-Term Care Insurance Experience Reporting - Form 4
Direct Group Experience - STAND-ALONE ONLY**

| Company Number | Company Name | Row Description | Calendar Year of Peak | Third Party Funding (%) | Average Attained Age | Earned Premiums | Incurred Claims | Number of Lives In Force Year End | Number of Terminations | Number of New Lives Insured |
|----------------|----------------------------------|---|-----------------------|-------------------------|----------------------|-----------------|-----------------|-----------------------------------|------------------------|-----------------------------|
| 81200 | Louisiana Hlth Serv & Ind Co | 1. Current (Comprehensive) | 0 | 0 | 0 | 0 | 0 | 0 | 0 | 0 |
| 81200 | Louisiana Hlth Serv & Ind Co | 2. Total Inception-to-Date (Comprehensive) | 0 | 0 | | 0 | 0 | | | 0 |
| 81200 | Louisiana Hlth Serv & Ind Co | 3. Current (Institutional Only) | 0 | 0 | 0 | 0 | 0 | 0 | 0 | 0 |
| 81200 | Louisiana Hlth Serv & Ind Co | 4. Total Inception-to-Date (Institutional Only) | 0 | 0 | | 0 | 0 | | | 0 |
| 81200 | Louisiana Hlth Serv & Ind Co | 5. Current (Non-Institutional Only) | 0 | 0 | 0 | 0 | 0 | 0 | 0 | 0 |
| 81200 | Louisiana Hlth Serv & Ind Co | 6. Total Inception-to-Date (Non-Institutional Only) | 0 | 0 | | 0 | 0 | | | 0 |
| 81200 | Louisiana Hlth Serv & Ind Co | 7. Current (Grand Total) | 0 | 0 | 0 | 0 | 0 | 0 | 0 | 0 |
| 81200 | Louisiana Hlth Serv & Ind Co | 8. Total Inception-to-Date (Grand Total) | 0 | 0 | | 0 | 0 | | | 0 |
| 81477 | Union Security Life Ins Co of NY | 1. Current (Comprehensive) | 0 | 0 | 0 | 0 | 0 | 0 | 0 | 0 |
| 81477 | Union Security Life Ins Co of NY | 2. Total Inception-to-Date (Comprehensive) | 0 | 0 | | 0 | 0 | | | 0 |
| 81477 | Union Security Life Ins Co of NY | 3. Current (Institutional Only) | 0 | 0 | 0 | 0 | 0 | 0 | 0 | 0 |
| 81477 | Union Security Life Ins Co of NY | 4. Total Inception-to-Date (Institutional Only) | 0 | 0 | | 0 | 0 | | | 0 |
| 81477 | Union Security Life Ins Co of NY | 5. Current (Non-Institutional Only) | 0 | 0 | 0 | 0 | 0 | 0 | 0 | 0 |
| 81477 | Union Security Life Ins Co of NY | 6. Total Inception-to-Date (Non-Institutional Only) | 0 | 0 | | 0 | 0 | | | 0 |
| 81477 | Union Security Life Ins Co of NY | 7. Current (Grand Total) | 0 | 0 | 0 | 0 | 0 | 0 | 0 | 0 |
| 81477 | Union Security Life Ins Co of NY | 8. Total Inception-to-Date (Grand Total) | 0 | 0 | | 0 | 0 | | | 0 |
| 81531 | UTIC Ins Co | 1. Current (Comprehensive) | 0 | 0 | 0 | 0 | 0 | 0 | 0 | 0 |
| 81531 | UTIC Ins Co | 2. Total Inception-to-Date (Comprehensive) | 0 | 0 | | 0 | 0 | | | 0 |
| 81531 | UTIC Ins Co | 3. Current (Institutional Only) | 0 | 0 | 0 | 0 | 0 | 0 | 0 | 0 |
| 81531 | UTIC Ins Co | 4. Total Inception-to-Date (Institutional Only) | 0 | 0 | | 0 | 0 | | | 0 |
| 81531 | UTIC Ins Co | 5. Current (Non-Institutional Only) | 0 | 0 | 0 | 0 | 0 | 0 | 0 | 0 |
| 81531 | UTIC Ins Co | 6. Total Inception-to-Date (Non-Institutional Only) | 0 | 0 | | 0 | 0 | | | 0 |
| 81531 | UTIC Ins Co | 7. Current (Grand Total) | 0 | 0 | 0 | 0 | 0 | 0 | 0 | 0 |
| 81531 | UTIC Ins Co | 8. Total Inception-to-Date (Grand Total) | 0 | 0 | | 0 | 0 | | | 0 |
| 83437 | MedAmerica Ins Co of NY | 1. Current (Comprehensive) | 2002 | 0 | 69 | 9,050 | 10,490 | 5,441 | 102 | 0 |
| 83437 | MedAmerica Ins Co of NY | 2. Total Inception-to-Date (Comprehensive) | 2002 | 0 | | 162,212 | 108,639 | | | 4,481 |
| 83437 | MedAmerica Ins Co of NY | 3. Current (Institutional Only) | 0 | 0 | 0 | 0 | 0 | 0 | 0 | 0 |
| 83437 | MedAmerica Ins Co of NY | 4. Total Inception-to-Date (Institutional Only) | 0 | 0 | | 0 | 0 | | | 0 |
| 83437 | MedAmerica Ins Co of NY | 5. Current (Non-Institutional Only) | 0 | 0 | 0 | 0 | 0 | 0 | 0 | 0 |
| 83437 | MedAmerica Ins Co of NY | 6. Total Inception-to-Date (Non-Institutional Only) | 0 | 0 | | 0 | 0 | | | 0 |
| 83437 | MedAmerica Ins Co of NY | 7. Current (Grand Total) | 2002 | 0 | 69 | 9,050 | 10,490 | 5,441 | 102 | 0 |
| 83437 | MedAmerica Ins Co of NY | 8. Total Inception-to-Date (Grand Total) | 2002 | 0 | | 162,212 | 108,639 | | | 4,481 |

CAUTION: The information contained on this page is UNAUDITED and not a complete analysis nor is it an expression of opinion on any insurer. This page may contain inadvertent errors.

**2021 Long-Term Care Insurance Experience Reporting - Form 4
Direct Group Experience - STAND-ALONE ONLY**

| Company Number | Company Name | Row Description | Calendar Year of Peak | Third Party Funding (%) | Average Attained Age | Earned Premiums | Incurred Claims | Number of Lives In Force Year End | Number of Terminations | Number of New Lives Insured |
|----------------|---------------------------------|---|-----------------------|-------------------------|----------------------|-----------------|-----------------|-----------------------------------|------------------------|-----------------------------|
| 86118 | Arkansas Bankers Life Ins Co | 1. Current (Comprehensive) | 0 | 0 | 0 | 0 | 0 | 0 | 0 | 0 |
| 86118 | Arkansas Bankers Life Ins Co | 2. Total Inception-to-Date (Comprehensive) | 0 | 0 | | 0 | 0 | | | 0 |
| 86118 | Arkansas Bankers Life Ins Co | 3. Current (Institutional Only) | 0 | 0 | 0 | 0 | 0 | 0 | 0 | 0 |
| 86118 | Arkansas Bankers Life Ins Co | 4. Total Inception-to-Date (Institutional Only) | 0 | 0 | | 0 | 0 | | | 0 |
| 86118 | Arkansas Bankers Life Ins Co | 5. Current (Non-Institutional Only) | 0 | 0 | 0 | 0 | 0 | 0 | 0 | 0 |
| 86118 | Arkansas Bankers Life Ins Co | 6. Total Inception-to-Date (Non-Institutional Only) | 0 | 0 | | 0 | 0 | | | 0 |
| 86118 | Arkansas Bankers Life Ins Co | 7. Current (Grand Total) | 0 | 0 | 0 | 0 | 0 | 0 | 0 | 0 |
| 86118 | Arkansas Bankers Life Ins Co | 8. Total Inception-to-Date (Grand Total) | 0 | 0 | | 0 | 0 | | | 0 |
| 86231 | Transamerica Life Ins Co | 1. Current (Comprehensive) | 2000 | 0 | 79 | 24,681 | 44,984 | 11,799 | 651 | 0 |
| 86231 | Transamerica Life Ins Co | 2. Total Inception-to-Date (Comprehensive) | 2000 | 0 | | 669,003 | 510,951 | | | 31,085 |
| 86231 | Transamerica Life Ins Co | 3. Current (Institutional Only) | 1991 | 0 | 88 | 3,387 | 14,490 | 2,668 | 432 | 0 |
| 86231 | Transamerica Life Ins Co | 4. Total Inception-to-Date (Institutional Only) | 1989 | 0 | | 395,556 | 534,484 | | | 33,656 |
| 86231 | Transamerica Life Ins Co | 5. Current (Non-Institutional Only) | 1998 | 0 | 86 | 34 | 656 | 44 | 9 | 0 |
| 86231 | Transamerica Life Ins Co | 6. Total Inception-to-Date (Non-Institutional Only) | 1990 | 0 | | 4,632 | 5,280 | | | 894 |
| 86231 | Transamerica Life Ins Co | 7. Current (Grand Total) | 2000 | 0 | 81 | 28,102 | 60,130 | 14,511 | 1,092 | 0 |
| 86231 | Transamerica Life Ins Co | 8. Total Inception-to-Date (Grand Total) | 1989 | 0 | | 1,069,191 | 1,050,715 | | | 65,635 |
| 86355 | Standard Life & Accident Ins Co | 1. Current (Comprehensive) | 2001 | 0 | 82 | 496 | 1,280 | 344 | 30 | 0 |
| 86355 | Standard Life & Accident Ins Co | 2. Total Inception-to-Date (Comprehensive) | 2001 | 0 | | 53,854 | 46,333 | | | 3,625 |
| 86355 | Standard Life & Accident Ins Co | 3. Current (Institutional Only) | 1997 | 0 | 88 | 382 | 1,001 | 263 | 41 | 0 |
| 86355 | Standard Life & Accident Ins Co | 4. Total Inception-to-Date (Institutional Only) | 1997 | 0 | | 50,327 | 51,340 | | | 3,495 |
| 86355 | Standard Life & Accident Ins Co | 5. Current (Non-Institutional Only) | 0 | 0 | 0 | 0 | 0 | 0 | 0 | 0 |
| 86355 | Standard Life & Accident Ins Co | 6. Total Inception-to-Date (Non-Institutional Only) | 0 | 0 | | 0 | 0 | | | 0 |
| 86355 | Standard Life & Accident Ins Co | 7. Current (Grand Total) | 2001 | 0 | 85 | 878 | 2,281 | 607 | 71 | 0 |
| 86355 | Standard Life & Accident Ins Co | 8. Total Inception-to-Date (Grand Total) | 1997 | 0 | | 104,181 | 97,673 | | | 7,120 |
| 86375 | John Hancock Life Ins Co of NY | 1. Current (Comprehensive) | 0 | 0 | 0 | 0 | 0 | 0 | 0 | 0 |
| 86375 | John Hancock Life Ins Co of NY | 2. Total Inception-to-Date (Comprehensive) | 0 | 0 | | 0 | 0 | | | 0 |
| 86375 | John Hancock Life Ins Co of NY | 3. Current (Institutional Only) | 0 | 0 | 0 | 0 | 0 | 0 | 0 | 0 |
| 86375 | John Hancock Life Ins Co of NY | 4. Total Inception-to-Date (Institutional Only) | 0 | 0 | | 0 | 0 | | | 0 |
| 86375 | John Hancock Life Ins Co of NY | 5. Current (Non-Institutional Only) | 0 | 0 | 0 | 0 | 0 | 0 | 0 | 0 |
| 86375 | John Hancock Life Ins Co of NY | 6. Total Inception-to-Date (Non-Institutional Only) | 0 | 0 | | 0 | 0 | | | 0 |
| 86375 | John Hancock Life Ins Co of NY | 7. Current (Grand Total) | 0 | 0 | 0 | 0 | 0 | 0 | 0 | 0 |
| 86375 | John Hancock Life Ins Co of NY | 8. Total Inception-to-Date (Grand Total) | 0 | 0 | | 0 | 0 | | | 0 |

CAUTION: The information contained on this page is UNAUDITED and not a complete analysis nor is it an expression of opinion on any insurer. This page may contain inadvertent errors.

2021 Long-Term Care Insurance Experience Reporting - Form 4
Direct Group Experience - STAND-ALONE ONLY

| Company Number | Company Name | Row Description | Calendar Year of Peak | Third Party Funding (%) | Average Attained Age | Earned Premiums | Incurred Claims | Number of Lives In Force Year End | Number of Terminations | Number of New Lives Insured |
|----------------|--------------------------------|---|-----------------------|-------------------------|----------------------|-----------------|-----------------|-----------------------------------|------------------------|-----------------------------|
| 86509 | Voya Retirement Ins & Ann Co | 1. Current (Comprehensive) | 0 | 0 | 0 | 0 | 0 | 0 | 0 | 0 |
| 86509 | Voya Retirement Ins & Ann Co | 2. Total Inception-to-Date (Comprehensive) | 0 | 0 | | 0 | 0 | | | 0 |
| 86509 | Voya Retirement Ins & Ann Co | 3. Current (Institutional Only) | 0 | 0 | 0 | 0 | 0 | 0 | 0 | 0 |
| 86509 | Voya Retirement Ins & Ann Co | 4. Total Inception-to-Date (Institutional Only) | 0 | 0 | | 0 | 0 | | | 0 |
| 86509 | Voya Retirement Ins & Ann Co | 5. Current (Non-Institutional Only) | 0 | 0 | 0 | 0 | 0 | 0 | 0 | 0 |
| 86509 | Voya Retirement Ins & Ann Co | 6. Total Inception-to-Date (Non-Institutional Only) | 0 | 0 | | 0 | 0 | | | 0 |
| 86509 | Voya Retirement Ins & Ann Co | 7. Current (Grand Total) | 0 | 0 | 0 | 0 | 0 | 0 | 0 | 0 |
| 86509 | Voya Retirement Ins & Ann Co | 8. Total Inception-to-Date (Grand Total) | 0 | 0 | | 0 | 0 | | | 0 |
| 87726 | BrightHouse Life Ins Co | 1. Current (Comprehensive) | 1991 | 0 | 76 | 529 | 1,724 | 1,336 | 54 | 0 |
| 87726 | BrightHouse Life Ins Co | 2. Total Inception-to-Date (Comprehensive) | 1991 | 0 | | 40,847 | 22,044 | | | 4,086 |
| 87726 | BrightHouse Life Ins Co | 3. Current (Institutional Only) | 0 | 0 | 0 | 0 | 0 | 0 | 0 | 0 |
| 87726 | BrightHouse Life Ins Co | 4. Total Inception-to-Date (Institutional Only) | 0 | 0 | | 0 | 0 | | | 0 |
| 87726 | BrightHouse Life Ins Co | 5. Current (Non-Institutional Only) | 0 | 0 | 0 | 0 | 0 | 0 | 0 | 0 |
| 87726 | BrightHouse Life Ins Co | 6. Total Inception-to-Date (Non-Institutional Only) | 0 | 0 | | 0 | 0 | | | 0 |
| 87726 | BrightHouse Life Ins Co | 7. Current (Grand Total) | 1991 | 0 | 0 | 529 | 1,724 | 1,336 | 54 | 0 |
| 87726 | BrightHouse Life Ins Co | 8. Total Inception-to-Date (Grand Total) | 1991 | 0 | | 40,847 | 22,044 | | | 4,086 |
| 88072 | Talcott Resolution Life Ins Co | 1. Current (Comprehensive) | 2001 | 0 | 77 | 2,071 | 3,423 | 1,332 | 43 | 0 |
| 88072 | Talcott Resolution Life Ins Co | 2. Total Inception-to-Date (Comprehensive) | 2001 | 0 | | 53,367 | 30,140 | | | 1,946 |
| 88072 | Talcott Resolution Life Ins Co | 3. Current (Institutional Only) | 2002 | 0 | 76 | 25 | (152) | 27 | 2 | 0 |
| 88072 | Talcott Resolution Life Ins Co | 4. Total Inception-to-Date (Institutional Only) | 2002 | 0 | | 650 | 806 | | | 52 |
| 88072 | Talcott Resolution Life Ins Co | 5. Current (Non-Institutional Only) | 0 | 0 | 0 | 0 | 0 | 0 | 0 | 0 |
| 88072 | Talcott Resolution Life Ins Co | 6. Total Inception-to-Date (Non-Institutional Only) | 0 | 0 | | 0 | 0 | | | 0 |
| 88072 | Talcott Resolution Life Ins Co | 7. Current (Grand Total) | 2001 | 0 | 77 | 2,096 | 3,271 | 1,359 | 45 | 0 |
| 88072 | Talcott Resolution Life Ins Co | 8. Total Inception-to-Date (Grand Total) | 2001 | 0 | | 54,017 | 30,946 | | | 1,998 |
| 90611 | Allianz Life Ins Co Of N Amer | 1. Current (Comprehensive) | 1989 | 0 | 91 | 23 | 132 | 184 | 8 | 0 |
| 90611 | Allianz Life Ins Co Of N Amer | 2. Total Inception-to-Date (Comprehensive) | 1989 | 0 | | 11,003 | 8,484 | | | 639 |
| 90611 | Allianz Life Ins Co Of N Amer | 3. Current (Institutional Only) | 0 | 0 | 0 | 0 | 0 | 0 | 0 | 0 |
| 90611 | Allianz Life Ins Co Of N Amer | 4. Total Inception-to-Date (Institutional Only) | 0 | 0 | | 0 | 0 | | | 0 |
| 90611 | Allianz Life Ins Co Of N Amer | 5. Current (Non-Institutional Only) | 0 | 0 | 0 | 0 | 0 | 0 | 0 | 0 |
| 90611 | Allianz Life Ins Co Of N Amer | 6. Total Inception-to-Date (Non-Institutional Only) | 0 | 0 | | 0 | 0 | | | 0 |
| 90611 | Allianz Life Ins Co Of N Amer | 7. Current (Grand Total) | 1989 | 0 | 91 | 23 | 132 | 184 | 8 | 0 |
| 90611 | Allianz Life Ins Co Of N Amer | 8. Total Inception-to-Date (Grand Total) | 1989 | 0 | | 11,003 | 8,484 | | | 639 |

CAUTION: The information contained on this page is UNAUDITED and not a complete analysis nor is it an expression of opinion on any insurer. This page may contain inadvertent errors.

**2021 Long-Term Care Insurance Experience Reporting - Form 4
Direct Group Experience - STAND-ALONE ONLY**

| Company Number | Company Name | Row Description | Calendar Year of Peak | Third Party Funding (%) | Average Attained Age | Earned Premiums | Incurred Claims | Number of Lives In Force Year End | Number of Terminations | Number of New Lives Insured |
|----------------|---------------------------------|---|-----------------------|-------------------------|----------------------|-----------------|-----------------|-----------------------------------|------------------------|-----------------------------|
| 91596 | New York Life Ins & Ann Corp | 1. Current (Comprehensive) | 0 | 0 | 0 | 0 | 0 | 0 | 0 | 0 |
| 91596 | New York Life Ins & Ann Corp | 2. Total Inception-to-Date (Comprehensive) | 0 | 0 | | 0 | 0 | | | 0 |
| 91596 | New York Life Ins & Ann Corp | 3. Current (Institutional Only) | 0 | 0 | 0 | 0 | 0 | 0 | 0 | 0 |
| 91596 | New York Life Ins & Ann Corp | 4. Total Inception-to-Date (Institutional Only) | 0 | 0 | | 0 | 0 | | | 0 |
| 91596 | New York Life Ins & Ann Corp | 5. Current (Non-Institutional Only) | 0 | 0 | 0 | 0 | 0 | 0 | 0 | 0 |
| 91596 | New York Life Ins & Ann Corp | 6. Total Inception-to-Date (Non-Institutional Only) | 0 | 0 | | 0 | 0 | | | 0 |
| 91596 | New York Life Ins & Ann Corp | 7. Current (Grand Total) | 0 | 0 | 0 | 0 | 0 | 0 | 0 | 0 |
| 91596 | New York Life Ins & Ann Corp | 8. Total Inception-to-Date (Grand Total) | 0 | 0 | | 0 | 0 | | | 0 |
| 91642 | Forethought Life Ins Co | 1. Current (Comprehensive) | 0 | 0 | 0 | 0 | 0 | 0 | 0 | 0 |
| 91642 | Forethought Life Ins Co | 2. Total Inception-to-Date (Comprehensive) | 0 | 0 | | 0 | 0 | | | 0 |
| 91642 | Forethought Life Ins Co | 3. Current (Institutional Only) | 0 | 0 | 0 | 0 | 0 | 0 | 0 | 0 |
| 91642 | Forethought Life Ins Co | 4. Total Inception-to-Date (Institutional Only) | 0 | 0 | | 0 | 0 | | | 0 |
| 91642 | Forethought Life Ins Co | 5. Current (Non-Institutional Only) | 0 | 0 | 0 | 0 | 0 | 0 | 0 | 0 |
| 91642 | Forethought Life Ins Co | 6. Total Inception-to-Date (Non-Institutional Only) | 0 | 0 | | 0 | 0 | | | 0 |
| 91642 | Forethought Life Ins Co | 7. Current (Grand Total) | 0 | 0 | 0 | 0 | 0 | 0 | 0 | 0 |
| 91642 | Forethought Life Ins Co | 8. Total Inception-to-Date (Grand Total) | 0 | 0 | | 0 | 0 | | | 0 |
| 92703 | United Natl Life Ins Co Of Amer | 1. Current (Comprehensive) | 0 | 0 | 0 | 0 | 0 | 0 | 0 | 0 |
| 92703 | United Natl Life Ins Co Of Amer | 2. Total Inception-to-Date (Comprehensive) | 0 | 0 | | 0 | 0 | | | 0 |
| 92703 | United Natl Life Ins Co Of Amer | 3. Current (Institutional Only) | 0 | 0 | 0 | 0 | 0 | 0 | 0 | 0 |
| 92703 | United Natl Life Ins Co Of Amer | 4. Total Inception-to-Date (Institutional Only) | 0 | 0 | | 0 | 0 | | | 0 |
| 92703 | United Natl Life Ins Co Of Amer | 5. Current (Non-Institutional Only) | 0 | 0 | 0 | 0 | 0 | 0 | 0 | 0 |
| 92703 | United Natl Life Ins Co Of Amer | 6. Total Inception-to-Date (Non-Institutional Only) | 0 | 0 | | 0 | 0 | | | 0 |
| 92703 | United Natl Life Ins Co Of Amer | 7. Current (Grand Total) | 0 | 0 | 0 | 0 | 0 | 0 | 0 | 0 |
| 92703 | United Natl Life Ins Co Of Amer | 8. Total Inception-to-Date (Grand Total) | 0 | 0 | | 0 | 0 | | | 0 |
| 92916 | United Amer Ins Co | 1. Current (Comprehensive) | 0 | 0 | 0 | 0 | 0 | 0 | 0 | 0 |
| 92916 | United Amer Ins Co | 2. Total Inception-to-Date (Comprehensive) | 0 | 0 | | 0 | 0 | | | 0 |
| 92916 | United Amer Ins Co | 3. Current (Institutional Only) | 0 | 0 | 0 | 0 | 0 | 0 | 0 | 0 |
| 92916 | United Amer Ins Co | 4. Total Inception-to-Date (Institutional Only) | 0 | 0 | | 0 | 0 | | | 0 |
| 92916 | United Amer Ins Co | 5. Current (Non-Institutional Only) | 0 | 0 | 0 | 0 | 0 | 0 | 0 | 0 |
| 92916 | United Amer Ins Co | 6. Total Inception-to-Date (Non-Institutional Only) | 0 | 0 | | 0 | 0 | | | 0 |
| 92916 | United Amer Ins Co | 7. Current (Grand Total) | 0 | 0 | 0 | 0 | 0 | 0 | 0 | 0 |
| 92916 | United Amer Ins Co | 8. Total Inception-to-Date (Grand Total) | 0 | 0 | | 0 | 0 | | | 0 |

CAUTION: The information contained on this page is UNAUDITED and not a complete analysis nor is it an expression of opinion on any insurer. This page may contain inadvertent errors.

**2021 Long-Term Care Insurance Experience Reporting - Form 4
Direct Group Experience - STAND-ALONE ONLY**

| Company Number | Company Name | Row Description | Calendar Year of Peak | Third Party Funding (%) | Average Attained Age | Earned Premiums | Incurred Claims | Number of Lives In Force Year End | Number of Terminations | Number of New Lives Insured |
|----------------|---------------------------------|---|-----------------------|-------------------------|----------------------|-----------------|-----------------|-----------------------------------|------------------------|-----------------------------|
| 93440 | HM Life Ins Co | 1. Current (Comprehensive) | 1994 | 0 | 72 | 92 | (58) | 169 | 5 | 0 |
| 93440 | HM Life Ins Co | 2. Total Inception-to-Date (Comprehensive) | 1994 | 0 | | 2,295 | 1,244 | | | 277 |
| 93440 | HM Life Ins Co | 3. Current (Institutional Only) | 0 | 0 | 0 | 0 | 0 | 0 | 0 | 0 |
| 93440 | HM Life Ins Co | 4. Total Inception-to-Date (Institutional Only) | 0 | 0 | | 0 | 0 | | | 0 |
| 93440 | HM Life Ins Co | 5. Current (Non-Institutional Only) | 0 | 0 | 0 | 0 | 0 | 0 | 0 | 0 |
| 93440 | HM Life Ins Co | 6. Total Inception-to-Date (Non-Institutional Only) | 0 | 0 | | 0 | 0 | | | 0 |
| 93440 | HM Life Ins Co | 7. Current (Grand Total) | 1994 | 0 | 72 | 92 | (58) | 169 | 5 | 0 |
| 93440 | HM Life Ins Co | 8. Total Inception-to-Date (Grand Total) | 1994 | 0 | | 2,295 | 1,244 | | | 277 |
| 93572 | RGA Reins Co | 1. Current (Comprehensive) | 0 | 0 | 0 | 0 | 0 | 0 | 0 | 0 |
| 93572 | RGA Reins Co | 2. Total Inception-to-Date (Comprehensive) | 0 | 0 | | 0 | 0 | | | 0 |
| 93572 | RGA Reins Co | 3. Current (Institutional Only) | 0 | 0 | 0 | 0 | 0 | 0 | 0 | 0 |
| 93572 | RGA Reins Co | 4. Total Inception-to-Date (Institutional Only) | 0 | 0 | | 0 | 0 | | | 0 |
| 93572 | RGA Reins Co | 5. Current (Non-Institutional Only) | 0 | 0 | 0 | 0 | 0 | 0 | 0 | 0 |
| 93572 | RGA Reins Co | 6. Total Inception-to-Date (Non-Institutional Only) | 0 | 0 | | 0 | 0 | | | 0 |
| 93572 | RGA Reins Co | 7. Current (Grand Total) | 0 | 0 | 0 | 0 | 0 | 0 | 0 | 0 |
| 93572 | RGA Reins Co | 8. Total Inception-to-Date (Grand Total) | 0 | 0 | | 0 | 0 | | | 0 |
| 93610 | John Hancock Life & Hlth Ins Co | 1. Current (Comprehensive) | 2010 | 1 | 60 | 9,925 | 2,684 | 10,078 | 112 | 0 |
| 93610 | John Hancock Life & Hlth Ins Co | 2. Total Inception-to-Date (Comprehensive) | 2010 | 1 | | 132,754 | 12,973 | | | 14,236 |
| 93610 | John Hancock Life & Hlth Ins Co | 3. Current (Institutional Only) | 0 | 0 | 0 | 0 | 0 | 0 | 0 | 0 |
| 93610 | John Hancock Life & Hlth Ins Co | 4. Total Inception-to-Date (Institutional Only) | 0 | 0 | | 0 | 0 | | | 0 |
| 93610 | John Hancock Life & Hlth Ins Co | 5. Current (Non-Institutional Only) | 0 | 0 | 0 | 0 | 0 | 0 | 0 | 0 |
| 93610 | John Hancock Life & Hlth Ins Co | 6. Total Inception-to-Date (Non-Institutional Only) | 0 | 0 | | 0 | 0 | | | 0 |
| 93610 | John Hancock Life & Hlth Ins Co | 7. Current (Grand Total) | 2010 | 1 | 60 | 9,925 | 2,684 | 10,078 | 112 | 0 |
| 93610 | John Hancock Life & Hlth Ins Co | 8. Total Inception-to-Date (Grand Total) | 2010 | 1 | | 132,754 | 12,973 | | | 14,236 |
| 93734 | Nassau Life & Ann Co | 1. Current (Comprehensive) | 0 | 0 | 0 | 0 | 0 | 0 | 0 | 0 |
| 93734 | Nassau Life & Ann Co | 2. Total Inception-to-Date (Comprehensive) | 0 | 0 | | 0 | 0 | | | 0 |
| 93734 | Nassau Life & Ann Co | 3. Current (Institutional Only) | 0 | 0 | 0 | 0 | 0 | 0 | 0 | 0 |
| 93734 | Nassau Life & Ann Co | 4. Total Inception-to-Date (Institutional Only) | 0 | 0 | | 0 | 0 | | | 0 |
| 93734 | Nassau Life & Ann Co | 5. Current (Non-Institutional Only) | 0 | 0 | 0 | 0 | 0 | 0 | 0 | 0 |
| 93734 | Nassau Life & Ann Co | 6. Total Inception-to-Date (Non-Institutional Only) | 0 | 0 | | 0 | 0 | | | 0 |
| 93734 | Nassau Life & Ann Co | 7. Current (Grand Total) | 0 | 0 | 0 | 0 | 0 | 0 | 0 | 0 |
| 93734 | Nassau Life & Ann Co | 8. Total Inception-to-Date (Grand Total) | 0 | 0 | | 0 | 0 | | | 0 |

CAUTION: The information contained on this page is UNAUDITED and not a complete analysis nor is it an expression of opinion on any insurer. This page may contain inadvertent errors.

2021 Long-Term Care Insurance Experience Reporting - Form 4
Direct Group Experience - STAND-ALONE ONLY

| Company Number | Company Name | Row Description | Calendar Year of Peak | Third Party Funding (%) | Average Attained Age | Earned Premiums | Incurred Claims | Number of Lives In Force Year End | Number of Terminations | Number of New Lives Insured |
|----------------|-----------------------------------|---|-----------------------|-------------------------|----------------------|-----------------|-----------------|-----------------------------------|------------------------|-----------------------------|
| 95192 | Group Hlth Coop of Eau Claire | 1. Current (Comprehensive) | 0 | 0 | 0 | 0 | 0 | 0 | 0 | 0 |
| 95192 | Group Hlth Coop of Eau Claire | 2. Total Inception-to-Date (Comprehensive) | 0 | 0 | | 0 | 0 | | | 0 |
| 95192 | Group Hlth Coop of Eau Claire | 3. Current (Institutional Only) | 0 | 0 | 0 | 0 | 0 | 0 | 0 | 0 |
| 95192 | Group Hlth Coop of Eau Claire | 4. Total Inception-to-Date (Institutional Only) | 0 | 0 | | 0 | 0 | | | 0 |
| 95192 | Group Hlth Coop of Eau Claire | 5. Current (Non-Institutional Only) | 0 | 0 | 0 | 0 | 0 | 0 | 0 | 0 |
| 95192 | Group Hlth Coop of Eau Claire | 6. Total Inception-to-Date (Non-Institutional Only) | 0 | 0 | | 0 | 0 | | | 0 |
| 95192 | Group Hlth Coop of Eau Claire | 7. Current (Grand Total) | 0 | 0 | 0 | 0 | 0 | 0 | 0 | 0 |
| 95192 | Group Hlth Coop of Eau Claire | 8. Total Inception-to-Date (Grand Total) | 0 | 0 | | 0 | 0 | | | 0 |
| 95672 | Kaiser Foundation Hlth Plan of WA | 1. Current (Comprehensive) | 0 | 0 | 0 | 0 | 0 | 0 | 0 | 0 |
| 95672 | Kaiser Foundation Hlth Plan of WA | 2. Total Inception-to-Date (Comprehensive) | 0 | 0 | | 0 | 0 | | | 0 |
| 95672 | Kaiser Foundation Hlth Plan of WA | 3. Current (Institutional Only) | 0 | 0 | 0 | 0 | 0 | 0 | 0 | 0 |
| 95672 | Kaiser Foundation Hlth Plan of WA | 4. Total Inception-to-Date (Institutional Only) | 0 | 0 | | 0 | 0 | | | 0 |
| 95672 | Kaiser Foundation Hlth Plan of WA | 5. Current (Non-Institutional Only) | 0 | 0 | 0 | 0 | 0 | 0 | 0 | 0 |
| 95672 | Kaiser Foundation Hlth Plan of WA | 6. Total Inception-to-Date (Non-Institutional Only) | 0 | 0 | | 0 | 0 | | | 0 |
| 95672 | Kaiser Foundation Hlth Plan of WA | 7. Current (Grand Total) | 0 | 0 | 0 | 0 | 0 | 0 | 0 | 0 |
| 95672 | Kaiser Foundation Hlth Plan of WA | 8. Total Inception-to-Date (Grand Total) | 0 | 0 | | 0 | 0 | | | 0 |
| 97071 | SCOR Global Life USA Reins Co | 1. Current (Comprehensive) | 0 | 0 | 0 | 0 | 0 | 0 | 0 | 0 |
| 97071 | SCOR Global Life USA Reins Co | 2. Total Inception-to-Date (Comprehensive) | 0 | 0 | | 0 | 0 | | | 0 |
| 97071 | SCOR Global Life USA Reins Co | 3. Current (Institutional Only) | 0 | 0 | 0 | 0 | 0 | 0 | 0 | 0 |
| 97071 | SCOR Global Life USA Reins Co | 4. Total Inception-to-Date (Institutional Only) | 0 | 0 | | 0 | 0 | | | 0 |
| 97071 | SCOR Global Life USA Reins Co | 5. Current (Non-Institutional Only) | 0 | 0 | 0 | 0 | 0 | 0 | 0 | 0 |
| 97071 | SCOR Global Life USA Reins Co | 6. Total Inception-to-Date (Non-Institutional Only) | 0 | 0 | | 0 | 0 | | | 0 |
| 97071 | SCOR Global Life USA Reins Co | 7. Current (Grand Total) | 0 | 0 | 0 | 0 | 0 | 0 | 0 | 0 |
| 97071 | SCOR Global Life USA Reins Co | 8. Total Inception-to-Date (Grand Total) | 0 | 0 | | 0 | 0 | | | 0 |
| 98167 | BCBS Of FL | 1. Current (Comprehensive) | 2001 | 0 | 68 | 204 | (188) | 154 | 3 | 0 |
| 98167 | BCBS Of FL | 2. Total Inception-to-Date (Comprehensive) | 2001 | 0 | | 4,414 | 1,544 | | | 486 |
| 98167 | BCBS Of FL | 3. Current (Institutional Only) | 0 | 0 | 0 | 0 | 0 | 0 | 0 | 0 |
| 98167 | BCBS Of FL | 4. Total Inception-to-Date (Institutional Only) | 0 | 0 | | 0 | 0 | | | 0 |
| 98167 | BCBS Of FL | 5. Current (Non-Institutional Only) | 0 | 0 | 0 | 0 | 0 | 0 | 0 | 0 |
| 98167 | BCBS Of FL | 6. Total Inception-to-Date (Non-Institutional Only) | 0 | 0 | | 0 | 0 | | | 0 |
| 98167 | BCBS Of FL | 7. Current (Grand Total) | 2001 | 0 | 68 | 204 | (188) | 154 | 3 | 0 |
| 98167 | BCBS Of FL | 8. Total Inception-to-Date (Grand Total) | 2001 | 0 | | 4,414 | 1,544 | | | 486 |

CAUTION: The information contained on this page is UNAUDITED and not a complete analysis nor is it an expression of opinion on any insurer. This page may contain inadvertent errors.

**LONG-TERM CARE INSURANCE EXPERIENCE
FORM 5**

Reporting Form 5 State-Level Reporting

Form 5 provides long-term care (LTC) sales and claims experience on a state-by-state basis. These are the state's portion of a number of statistics reported on a nationwide basis elsewhere in these experience forms. Form 5 also includes data on products that include extension of and/or acceleration of LTC benefits on life policies or annuity contracts.

The current row refers to the current calendar year of reporting. The total inception-to-date would include aggregate experience data since the issuance of policies. Stand-alone LTC is an LTC product sold by itself and not as a rider on another type of insurance. LTC hybrid accelerated benefits riders are attached to life insurance or annuity products that allow for a benefit to be claimed upon the occurrence of an LTC need at the cost of reduction in the death benefit or annuity payout benefit. LTC hybrid extended benefit riders are attached to life insurance or annuity products that allow for a benefit to be claimed above and beyond the initial benefit amount in the event that all accelerated benefits have been claimed and the insured is still in need of LTC services.

The Long-Term Care Reporting forms should be filed whenever long-term care insurance (LTCI) has been sold, regardless of which annual statement has been filed. The three annual statement types are: 1) life, accident, and health; 2) property/casualty (P/C); and 3) health.

Beginning in 2019, life and fraternal companies began using the same quarterly and annual reporting forms. Additional rows and columns were added to the life financial statements to accommodate reporting of fraternal organizations, and the fraternal quarterly and annual reporting forms were retired.

For the 2021 reporting year, a total of 16 companies filed Form 5:

| | |
|----|----------------------------|
| 16 | Life, Accident, and Health |
| 0 | P/C |
| 0 | Health |

(Narrative taken from [Explanatory Notes for the Long-Term Care Insurance Experience Reporting Forms](#) supplemental instructions for the Annual Statement Reporting Forms. Refer to the appropriate [Annual Statement Instructions](#) for complete instructions and narrative. Company counts are derived from Annual Statement Reports filed with the NAIC for the 2021 reporting year.)

LONG-TERM CARE EXPERIENCE REPORTING FORM 5
EXPERIENCE IN THE STATE OF _____
STAND-ALONE AND HYBRID PRODUCTS – DIRECT STATE REPORTING (\$000 OMITTED)
 REPORTING YEAR 20_____
 (To Be Filed By April 1)

NAIC Group Code _____

NAIC Company Code _____

| | 1 | 2 | 3 | 4 | 5 | 6 | 7 | 8 | 9 | 10 |
|---|-----------------------------------|--|--------------------|---------------------------|--|--|-------------------------------|--|--------------------------------------|-----------------------------------|
| | Number of New Lives Insured | Number of Lives In Force Year End | Earned Premiums | Incurred LTC Claims | Incurred Extended Benefits Claims | Number of Claims Remaining Open | Number of Claims Opened | Number of New Extended Benefits Claims | Accelerated Benefits Available | Extended Benefits Available |
| Stand-Alone LTC | | | | | | | | | | |
| 1. Current | | | | | XXX | | | XXX | XXX | XXX |
| 2. Total Inception-to-Date..... | | XXX | | | XXX | XXX | | XXX | XXX | XXX |
| LTC Hybrid Policies and Riders | | | | | | | | | | |
| 3. Current (Acceleration Only)..... | | | | | XXX | | | XXX | | XXX |
| 4. Total Inception-to-Date (Acceleration Only)..... | | XXX | | | XXX | XXX | | XXX | XXX | XXX |
| 5. Current (Extended Benefits Policies)..... | | | | | | | | | | |
| 6. Total Inception-to-Date (Extended Benefits Policies) | | XXX | | | | XXX | | | XXX | XXX |

2021 Long-Term Care Insurance Experience Reporting - Form 5
STAND-ALONE - DIRECT STATE REPORTING (\$000 OMITTED)
By State and U. S. Territory Totals

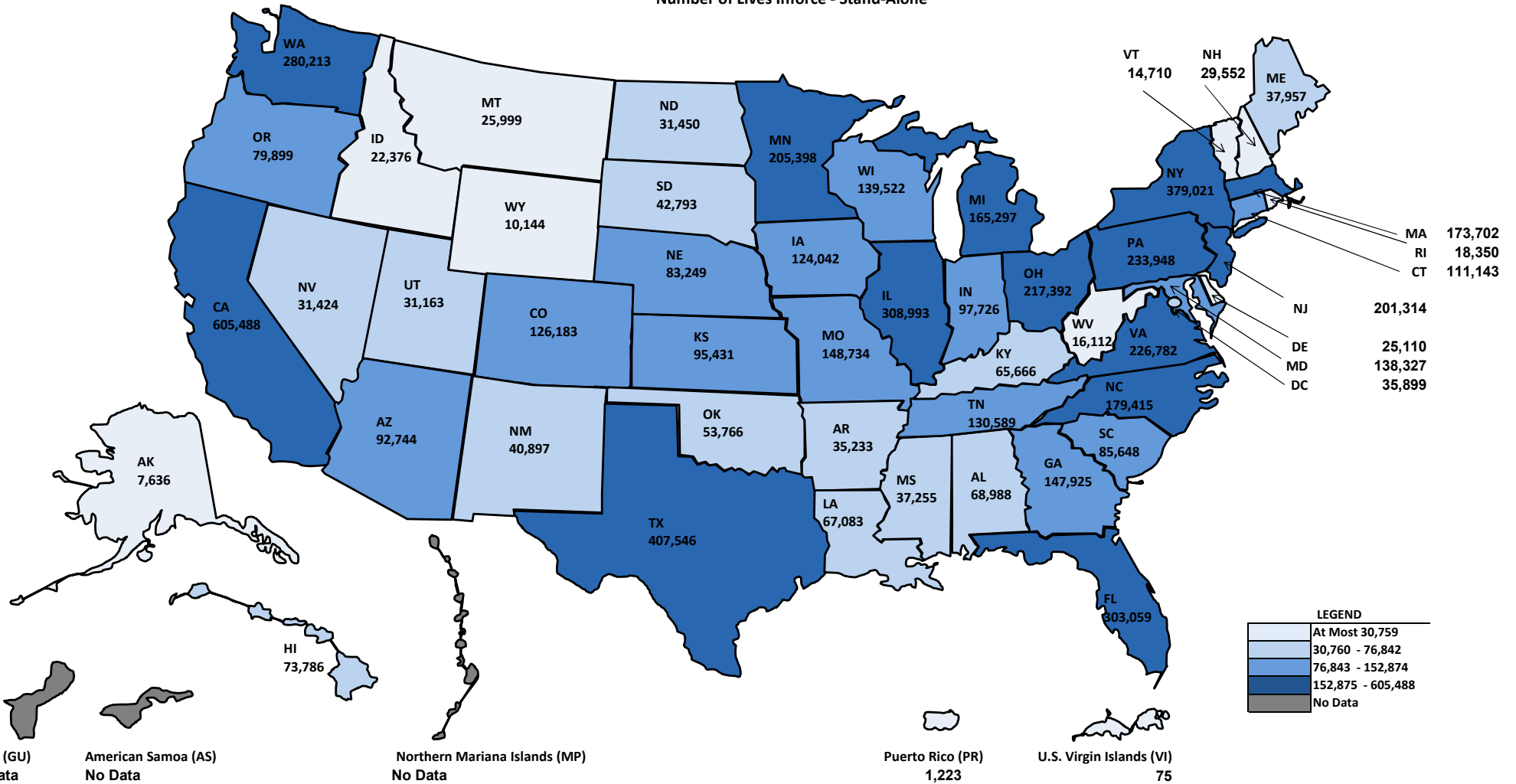
| State Name | Earned Premium | Lives In Force Count End of Year | State Name | Earned Premium | Lives In Force Count End of Year |
|-------------------------------------|-------------------|----------------------------------|--------------------------|----------------|----------------------------------|
| Alaska | 16,835 | 7,636 | Alabama | 147,253 | 68,988 |
| Arkansas | 62,688 | 35,233 | American Samoa | 0 | 0 |
| Arizona | 162,337 | 92,744 | California | 1,055,729 | 605,488 |
| Colorado | 239,066 | 126,183 | Connecticut | 293,246 | 111,143 |
| District Of Columbia | 46,128 | 35,899 | Delaware | 44,459 | 25,110 |
| Florida | 712,614 | 303,059 | Georgia | 288,244 | 147,925 |
| Guam | 0 | 0 | Hawaii | 103,064 | 73,786 |
| Iowa | 226,709 | 124,042 | Idaho | 38,417 | 22,376 |
| Illinois | 551,055 | 308,993 | Indiana | 175,192 | 97,726 |
| Kansas | 150,396 | 95,431 | Kentucky | 125,317 | 65,666 |
| Louisiana | 103,593 | 67,083 | Massachusetts | 344,690 | 173,702 |
| Maryland | 297,281 | 138,327 | Maine | 57,522 | 37,957 |
| Michigan | 284,071 | 165,297 | Minnesota | 359,515 | 205,398 |
| Missouri | 263,904 | 148,734 | Northern Mariana Islands | 0 | 0 |
| Mississippi | 66,726 | 37,255 | Montana | 38,858 | 25,999 |
| North Carolina | 374,818 | 179,415 | North Dakota | 65,296 | 31,450 |
| Nebraska | 161,238 | 83,249 | New Hampshire | 57,600 | 29,552 |
| New Jersey | 505,096 | 201,314 | New Mexico | 46,651 | 40,897 |
| Nevada | 48,116 | 31,424 | New York | 994,643 | 379,021 |
| Ohio | 470,002 | 217,392 | Oklahoma | 89,987 | 53,766 |
| Oregon | 139,077 | 79,899 | Pennsylvania | 490,920 | 233,948 |
| Puerto Rico | 2,032 | 1,223 | Rhode Island | 38,712 | 18,350 |
| South Carolina | 165,462 | 85,648 | South Dakota | 74,699 | 42,793 |
| Tennessee | 230,748 | 130,589 | Texas | 676,329 | 407,546 |
| Utah | 48,962 | 31,163 | Virginia | 445,677 | 226,782 |
| U.S. Virgin Islands | 117 | 75 | Vermont | 24,590 | 14,710 |
| Washington | 325,166 | 280,213 | Wisconsin | 267,493 | 139,522 |
| West Virginia | 29,003 | 16,112 | Wyoming | 21,091 | 10,144 |
| Total All States & Terr. | 12,048,434 | 6,313,377 | | | |

National Association of Insurance Commissioners

2021 Long-Term Care Insurance Experience Reporting - Form 5

By State and U.S. Territory Totals

Number of Lives Inforce - Stand-Alone



LEGEND

| |
|-------------------|
| At Most 30,759 |
| 30,760 - 76,842 |
| 76,843 - 152,874 |
| 152,875 - 605,488 |
| No Data |

| Minimum | 1st Quartile | 2nd Quartile | 3rd Quartile | Maximum |
|---------|--------------|--------------|--------------|---------|
| 75 | 30,760 | 76,843 | 152,875 | 605,488 |

**2021 LONG-TERM CARE INSURANCE EXPERIENCE REPORTING FORM 5
STAND - ALONE LTC MARKET SHARE - TOP TEN COMPANIES
BY ACTUAL EARNED PREMIUMS**

ALABAMA

| Rank | Company Code | Group Code | Company Name | State of Domicile | NBR of New Lives Insured | NBR of Lives In Force Year End | Earned Premiums | Incurred Claims | Market Share Percentage | Cummulative Market Share |
|------|--------------|------------|------------------------------------|-------------------|--------------------------|--------------------------------|-----------------|-----------------|-------------------------|--------------------------|
| 1 | 70025 | 4011 | Genworth Life Ins Co | DE | 18 | 14,882 | 35,411 | 46,429 | 24.05 | 24.05 |
| 2 | 38962 | 31 | Genesis Ins Co | DE | 0 | 27 | 17,305 | 101,382 | 11.75 | 35.80 |
| 3 | 86231 | 468 | Transamerica Life Ins Co | IA | 16 | 7,154 | 12,204 | 26,856 | 8.29 | 44.09 |
| 4 | 65838 | 904 | John Hancock Life Ins Co USA | MI | 0 | 6,457 | 10,172 | 12,605 | 6.91 | 51.00 |
| 5 | 65978 | 241 | Metropolitan Life Ins Co | NY | 0 | 5,941 | 9,092 | 10,555 | 6.17 | 57.17 |
| 6 | 69000 | 860 | Northwestern Long Term Care Ins Co | WI | 57 | 3,256 | 8,441 | 6,376 | 5.73 | 62.90 |
| 7 | 55433 | 570 | BCBS of AL | AL | 0 | 4,243 | 7,387 | 5,265 | 5.02 | 67.92 |
| 8 | 61883 | 1117 | ManhattanLife Ins & Ann Co | TX | 0 | 4 | 6,413 | 0 | 4.36 | 72.27 |
| 9 | 66915 | 826 | New York Life Ins Co | NY | 42 | 2,356 | 4,456 | 4,328 | 3.03 | 75.30 |
| 10 | 71412 | 261 | Mutual Of Omaha Ins Co | NE | 153 | 2,122 | 4,062 | 998 | 2.76 | 78.06 |
| | | | ** STATE TOTAL ** | | 622 | 68,988 | 147,253 | 260,024 | 100.00 | 100.00 |

CAUTION: The information contained on this page is unaudited and not a complete analysis nor is it an expression of opinion on any insurer. This page may contain inadvertent errors.

**2021 LONG-TERM CARE INSURANCE EXPERIENCE REPORTING FORM 5
STAND - ALONE LTC MARKET SHARE - TOP TEN COMPANIES
BY ACTUAL EARNED PREMIUMS**

ALASKA

| Rank | Company Code | Group Code | Company Name | State of Domicile | NBR of New Lives Insured | NBR of Lives In Force Year End | Earned Premiums | Incurred Claims | Market Share Percentage | Cummulative Market Share |
|------|--------------|------------|------------------------------------|-------------------|--------------------------|--------------------------------|-----------------|-----------------|-------------------------|--------------------------|
| 1 | 70025 | 4011 | Genworth Life Ins Co | DE | 2 | 2,010 | 5,559 | 2,803 | 33.02 | 33.02 |
| 2 | 65838 | 904 | John Hancock Life Ins Co USA | MI | 0 | 1,216 | 2,235 | 1,436 | 13.28 | 46.30 |
| 3 | 66915 | 826 | New York Life Ins Co | NY | 17 | 758 | 1,884 | 611 | 11.19 | 57.49 |
| 4 | 65978 | 241 | Metropolitan Life Ins Co | NY | 0 | 694 | 1,128 | 699 | 6.70 | 64.19 |
| 5 | 25178 | 176 | State Farm Mut Auto Ins Co | IL | 0 | 336 | 917 | 874 | 5.45 | 69.63 |
| 6 | 20443 | 218 | Continental Cas Co | IL | 0 | 555 | 743 | 419 | 4.41 | 74.05 |
| 7 | 86231 | 468 | Transamerica Life Ins Co | IA | 1 | 303 | 675 | 917 | 4.01 | 78.06 |
| 8 | 47570 | 962 | Premera Blue Cross | WA | 0 | 203 | 457 | 553 | 2.71 | 80.77 |
| 9 | 71412 | 261 | Mutual Of Omaha Ins Co | NE | 6 | 163 | 423 | 19 | 2.51 | 83.28 |
| 10 | 69000 | 860 | Northwestern Long Term Care Ins Co | WI | 2 | 123 | 404 | 931 | 2.40 | 85.68 |
| | | | ** STATE TOTAL ** | | 43 | 7,636 | 16,835 | 10,050 | 100.00 | 100.00 |

CAUTION: The information contained on this page is unaudited and not a complete analysis nor is it an expression of opinion on any insurer. This page may contain inadvertent errors.

**2021 LONG-TERM CARE INSURANCE EXPERIENCE REPORTING FORM 5
STAND - ALONE LTC MARKET SHARE - TOP TEN COMPANIES
BY ACTUAL EARNED PREMIUMS**

ARIZONA

| Rank | Company Code | Group Code | Company Name | State of Domicile | NBR of New Lives Insured | NBR of Lives In Force Year End | Earned Premiums | Incurred Claims | Market Share Percentage | Cummulative Market Share |
|------|--------------|------------|------------------------------------|-------------------|--------------------------|--------------------------------|-----------------|-----------------|-------------------------|--------------------------|
| 1 | 70025 | 4011 | Genworth Life Ins Co | DE | 15 | 16,523 | 38,195 | 52,002 | 23.53 | 23.53 |
| 2 | 65838 | 904 | John Hancock Life Ins Co USA | MI | 0 | 11,224 | 20,670 | 25,373 | 12.73 | 36.26 |
| 3 | 65978 | 241 | Metropolitan Life Ins Co | NY | 0 | 7,147 | 10,954 | 13,724 | 6.75 | 43.01 |
| 4 | 69000 | 860 | Northwestern Long Term Care Ins Co | WI | 87 | 3,683 | 10,943 | 6,136 | 6.74 | 49.75 |
| 5 | 71412 | 261 | Mutual Of Omaha Ins Co | NE | 263 | 4,459 | 9,603 | 6,742 | 5.92 | 55.67 |
| 6 | 62235 | 565 | Unum Life Ins Co Of Amer | ME | 1,082 | 15,002 | 8,391 | 10,146 | 5.17 | 60.83 |
| 7 | 86231 | 468 | Transamerica Life Ins Co | IA | 68 | 2,846 | 6,119 | 7,549 | 3.77 | 64.60 |
| 8 | 20443 | 218 | Continental Cas Co | IL | 0 | 6,889 | 5,611 | 7,092 | 3.46 | 68.06 |
| 9 | 66915 | 826 | New York Life Ins Co | NY | 94 | 2,180 | 4,672 | 2,376 | 2.88 | 70.94 |
| 10 | 61263 | 233 | Bankers Life & Cas Co | IL | 16 | 2,433 | 4,293 | 4,485 | 2.64 | 73.58 |
| | | | ** STATE TOTAL ** | | 1,756 | 92,744 | 162,337 | 185,902 | 100.00 | 100.00 |

CAUTION: The information contained on this page is unaudited and not a complete analysis nor is it an expression of opinion on any insurer. This page may contain inadvertent errors.

**2021 LONG-TERM CARE INSURANCE EXPERIENCE REPORTING FORM 5
STAND - ALONE LTC MARKET SHARE - TOP TEN COMPANIES
BY ACTUAL EARNED PREMIUMS**

ARKANSAS

| Rank | Company Code | Group Code | Company Name | State of Domicile | NBR of New Lives Insured | NBR of Lives In Force Year End | Earned Premiums | Incurred Claims | Market Share Percentage | Cummulative Market Share |
|------|--------------|------------|------------------------------------|-------------------|--------------------------|--------------------------------|-----------------|-----------------|-------------------------|--------------------------|
| 1 | 70025 | 4011 | Genworth Life Ins Co | DE | 3 | 7,181 | 16,502 | 24,373 | 26.32 | 26.32 |
| 2 | 65838 | 904 | John Hancock Life Ins Co USA | MI | 0 | 4,594 | 8,666 | 7,459 | 13.82 | 40.15 |
| 3 | 69000 | 860 | Northwestern Long Term Care Ins Co | WI | 55 | 2,166 | 5,391 | 4,240 | 8.60 | 48.75 |
| 4 | 61263 | 233 | Bankers Life & Cas Co | IL | 4 | 1,773 | 3,394 | 3,787 | 5.41 | 54.16 |
| 5 | 20443 | 218 | Continental Cas Co | IL | 0 | 1,987 | 2,881 | 3,020 | 4.60 | 58.76 |
| 6 | 86231 | 468 | Transamerica Life Ins Co | IA | 11 | 1,335 | 2,676 | 5,958 | 4.27 | 63.03 |
| 7 | 71412 | 261 | Mutual Of Omaha Ins Co | NE | 45 | 1,220 | 2,571 | 1,251 | 4.10 | 67.13 |
| 8 | 65978 | 241 | Metropolitan Life Ins Co | NY | 0 | 1,637 | 2,520 | 2,822 | 4.02 | 71.15 |
| 9 | 66915 | 826 | New York Life Ins Co | NY | 40 | 1,236 | 2,115 | 1,591 | 3.37 | 74.52 |
| 10 | 62235 | 565 | Unum Life Ins Co Of Amer | ME | 203 | 3,924 | 2,063 | 2,643 | 3.29 | 77.81 |
| | | | ** STATE TOTAL ** | | 385 | 35,233 | 62,688 | 77,463 | 100.00 | 100.00 |

CAUTION: The information contained on this page is unaudited and not a complete analysis nor is it an expression of opinion on any insurer. This page may contain inadvertent errors.

**2021 LONG-TERM CARE INSURANCE EXPERIENCE REPORTING FORM 5
STAND - ALONE LTC MARKET SHARE - TOP TEN COMPANIES
BY ACTUAL EARNED PREMIUMS**

CALIFORNIA

| Rank | Company Code | Group Code | Company Name | State of Domicile | NBR of New Lives Insured | NBR of Lives In Force Year End | Earned Premiums | Incurred Claims | Market Share Percentage | Cummulative Market Share |
|------|--------------|------------|------------------------------------|-------------------|--------------------------|--------------------------------|-----------------|-----------------|-------------------------|--------------------------|
| 1 | 70025 | 4011 | Genworth Life Ins Co | DE | 106 | 121,156 | 321,097 | 357,416 | 30.41 | 30.41 |
| 2 | 62235 | 565 | Unum Life Ins Co Of Amer | ME | 9,244 | 155,096 | 114,290 | 147,819 | 10.83 | 41.24 |
| 3 | 65838 | 904 | John Hancock Life Ins Co USA | MI | 0 | 57,059 | 108,238 | 127,636 | 10.25 | 51.49 |
| 4 | 65978 | 241 | Metropolitan Life Ins Co | NY | 0 | 41,072 | 67,733 | 78,975 | 6.42 | 57.91 |
| 5 | 66915 | 826 | New York Life Ins Co | NY | 858 | 23,090 | 49,727 | 22,001 | 4.71 | 62.62 |
| 6 | 86231 | 468 | Transamerica Life Ins Co | IA | 1,172 | 23,371 | 49,672 | 71,367 | 4.70 | 67.32 |
| 7 | 69000 | 860 | Northwestern Long Term Care Ins Co | WI | 439 | 13,950 | 48,883 | 22,753 | 4.63 | 71.95 |
| 8 | 20443 | 218 | Continental Cas Co | IL | 0 | 41,748 | 44,646 | 106,488 | 4.23 | 76.18 |
| 9 | 25178 | 176 | State Farm Mut Auto Ins Co | IL | 0 | 15,792 | 30,843 | 40,643 | 2.92 | 79.10 |
| 10 | 71412 | 261 | Mutual Of Omaha Ins Co | NE | 1,514 | 11,430 | 30,787 | 6,697 | 2.92 | 82.02 |
| | | | ** STATE TOTAL ** | | 15,521 | 605,488 | 1,055,729 | 1,335,694 | 100.00 | 100.00 |

CAUTION: The information contained on this page is unaudited and not a complete analysis nor is it an expression of opinion on any insurer. This page may contain inadvertent errors.

**2021 LONG-TERM CARE INSURANCE EXPERIENCE REPORTING FORM 5
STAND - ALONE LTC MARKET SHARE - TOP TEN COMPANIES
BY ACTUAL EARNED PREMIUMS**

COLORADO

| Rank | Company Code | Group Code | Company Name | State of Domicile | NBR of New Lives Insured | NBR of Lives In Force Year End | Earned Premiums | Incurred Claims | Market Share Percentage | Cummulative Market Share |
|------|--------------|------------|------------------------------------|-------------------|--------------------------|--------------------------------|-----------------|-----------------|-------------------------|--------------------------|
| 1 | 70025 | 4011 | Genworth Life Ins Co | DE | 25 | 24,077 | 57,209 | 59,016 | 23.93 | 23.93 |
| 2 | 65838 | 904 | John Hancock Life Ins Co USA | MI | 0 | 22,066 | 40,595 | 32,316 | 16.98 | 40.91 |
| 3 | 69000 | 860 | Northwestern Long Term Care Ins Co | WI | 177 | 6,819 | 20,897 | 6,466 | 8.74 | 49.65 |
| 4 | 71412 | 261 | Mutual Of Omaha Ins Co | NE | 220 | 6,559 | 14,311 | 5,782 | 5.99 | 55.64 |
| 5 | 86231 | 468 | Transamerica Life Ins Co | IA | 149 | 8,656 | 14,034 | 24,189 | 5.87 | 61.51 |
| 6 | 65978 | 241 | Metropolitan Life Ins Co | NY | 0 | 7,989 | 12,561 | 9,593 | 5.25 | 66.76 |
| 7 | 25178 | 176 | State Farm Mut Auto Ins Co | IL | 0 | 2,980 | 6,466 | 4,329 | 2.70 | 69.47 |
| 8 | 20443 | 218 | Continental Cas Co | IL | 0 | 5,463 | 6,120 | 8,884 | 2.56 | 72.03 |
| 9 | 56014 | 0 | Thrivent Financial For Lutherans | WI | 83 | 2,970 | 5,676 | 7,476 | 2.37 | 74.40 |
| 10 | 62235 | 565 | Unum Life Ins Co Of Amer | ME | 530 | 8,140 | 5,532 | 5,322 | 2.31 | 76.72 |
| | | | ** STATE TOTAL ** | | 1,486 | 126,183 | 239,066 | 231,670 | 100.00 | 100.00 |

CAUTION: The information contained on this page is unaudited and not a complete analysis nor is it an expression of opinion on any insurer. This page may contain inadvertent errors.

**2021 LONG-TERM CARE INSURANCE EXPERIENCE REPORTING FORM 5
STAND - ALONE LTC MARKET SHARE - TOP TEN COMPANIES
BY ACTUAL EARNED PREMIUMS**

CONNECTICUT

| Rank | Company Code | Group Code | Company Name | State of Domicile | NBR of New Lives Insured | NBR of Lives In Force Year End | Earned Premiums | Incurred Claims | Market Share Percentage | Cummulative Market Share |
|------|--------------|------------|------------------------------------|-------------------|--------------------------|--------------------------------|-----------------|-----------------|-------------------------|--------------------------|
| 1 | 70025 | 4011 | Genworth Life Ins Co | DE | 23 | 23,120 | 74,091 | 74,100 | 25.27 | 25.27 |
| 2 | 86231 | 468 | Transamerica Life Ins Co | IA | 438 | 12,963 | 43,608 | 43,632 | 14.87 | 40.14 |
| 3 | 65838 | 904 | John Hancock Life Ins Co USA | MI | 0 | 11,044 | 31,919 | 38,284 | 10.88 | 51.02 |
| 4 | 87726 | 4932 | BrightHouse Life Ins Co | DE | 0 | 6,701 | 26,281 | 74,374 | 8.96 | 59.98 |
| 5 | 65978 | 241 | Metropolitan Life Ins Co | NY | 0 | 9,660 | 21,784 | 19,668 | 7.43 | 67.41 |
| 6 | 69000 | 860 | Northwestern Long Term Care Ins Co | WI | 120 | 4,195 | 17,496 | 3,476 | 5.97 | 73.38 |
| 7 | 68241 | 304 | Prudential Ins Co Of Amer | NJ | 0 | 5,712 | 13,259 | 5,786 | 4.52 | 77.90 |
| 8 | 61263 | 233 | Bankers Life & Cas Co | IL | 765 | 6,579 | 10,489 | 15,337 | 3.58 | 81.48 |
| 9 | 62235 | 565 | Unum Life Ins Co Of Amer | ME | 152 | 10,078 | 8,026 | 17,368 | 2.74 | 84.21 |
| 10 | 65005 | 4 | RiverSource Life Ins Co | MN | 0 | 2,272 | 7,007 | 16,069 | 2.39 | 86.60 |
| | | | ** STATE TOTAL ** | | 1,772 | 111,143 | 293,246 | 353,533 | 100.00 | 100.00 |

CAUTION: The information contained on this page is unaudited and not a complete analysis nor is it an expression of opinion on any insurer. This page may contain inadvertent errors.

**2021 LONG-TERM CARE INSURANCE EXPERIENCE REPORTING FORM 5
STAND - ALONE LTC MARKET SHARE - TOP TEN COMPANIES
BY ACTUAL EARNED PREMIUMS**

DELAWARE

| Rank | Company Code | Group Code | Company Name | State of Domicile | NBR of New Lives Insured | NBR of Lives In Force Year End | Earned Premiums | Incurred Claims | Market Share Percentage | Cummulative Market Share |
|------|--------------|------------|------------------------------------|-------------------|--------------------------|--------------------------------|-----------------|-----------------|-------------------------|--------------------------|
| 1 | 68241 | 304 | Prudential Ins Co Of Amer | NJ | 0 | 10,057 | 16,977 | 8,998 | 38.19 | 38.19 |
| 2 | 70025 | 4011 | Genworth Life Ins Co | DE | 5 | 2,960 | 7,938 | 10,968 | 17.85 | 56.04 |
| 3 | 65838 | 904 | John Hancock Life Ins Co USA | MI | 0 | 2,116 | 4,462 | 5,049 | 10.04 | 66.08 |
| 4 | 65978 | 241 | Metropolitan Life Ins Co | NY | 0 | 2,504 | 3,783 | 3,877 | 8.51 | 74.59 |
| 5 | 71412 | 261 | Mutual Of Omaha Ins Co | NE | 32 | 534 | 1,264 | 117 | 2.84 | 77.43 |
| 6 | 62235 | 565 | Unum Life Ins Co Of Amer | ME | 56 | 2,391 | 1,068 | 335 | 2.40 | 79.83 |
| 7 | 20443 | 218 | Continental Cas Co | IL | 0 | 1,104 | 1,062 | 386 | 2.39 | 82.22 |
| 8 | 65005 | 4 | RiverSource Life Ins Co | MN | 0 | 427 | 1,034 | 2,164 | 2.33 | 84.55 |
| 9 | 69000 | 860 | Northwestern Long Term Care Ins Co | WI | 6 | 307 | 950 | 586 | 2.14 | 86.68 |
| 10 | 61263 | 233 | Bankers Life & Cas Co | IL | 3 | 486 | 925 | 416 | 2.08 | 88.76 |
| | | | ** STATE TOTAL ** | | 133 | 25,110 | 44,459 | 37,702 | 100.00 | 100.00 |

CAUTION: The information contained on this page is unaudited and not a complete analysis nor is it an expression of opinion on any insurer. This page may contain inadvertent errors.

**2021 LONG-TERM CARE INSURANCE EXPERIENCE REPORTING FORM 5
STAND - ALONE LTC MARKET SHARE - TOP TEN COMPANIES
BY ACTUAL EARNED PREMIUMS**

DISTRICT OF COLUMBIA

| Rank | Company Code | Group Code | Company Name | State of Domicile | NBR of New Lives Insured | NBR of Lives In Force Year End | Earned Premiums | Incurred Claims | Market Share Percentage | Cummulative Market Share |
|------|--------------|------------|------------------------------------|-------------------|--------------------------|--------------------------------|-----------------|-----------------|-------------------------|--------------------------|
| 1 | 62235 | 565 | Unum Life Ins Co Of Amer | ME | 1,146 | 16,797 | 10,869 | 10,429 | 23.56 | 23.56 |
| 2 | 70025 | 4011 | Genworth Life Ins Co | DE | 7 | 2,248 | 7,258 | 7,853 | 15.73 | 39.30 |
| 3 | 69515 | 1186 | Medamerica Ins Co | PA | 0 | 4,733 | 6,659 | 5,872 | 14.44 | 53.73 |
| 4 | 65838 | 904 | John Hancock Life Ins Co USA | MI | 0 | 2,434 | 4,884 | 10,251 | 10.59 | 64.32 |
| 5 | 65978 | 241 | Metropolitan Life Ins Co | NY | 0 | 1,491 | 3,124 | 3,815 | 6.77 | 71.09 |
| 6 | 71412 | 261 | Mutual Of Omaha Ins Co | NE | 33 | 2,574 | 2,636 | 2,840 | 5.71 | 76.81 |
| 7 | 68241 | 304 | Prudential Ins Co Of Amer | NJ | 0 | 1,034 | 1,996 | 1,984 | 4.33 | 81.14 |
| 8 | 69000 | 860 | Northwestern Long Term Care Ins Co | WI | 15 | 336 | 1,435 | 0 | 3.11 | 84.25 |
| 9 | 20443 | 218 | Continental Cas Co | IL | 0 | 1,142 | 1,268 | 2,140 | 2.75 | 86.99 |
| 10 | 65935 | 435 | Massachusetts Mut Life Ins Co | MA | 0 | 453 | 1,085 | 140 | 2.35 | 89.35 |
| | | | ** STATE TOTAL ** | | 1,251 | 35,899 | 46,128 | 51,163 | 100.00 | 100.00 |

CAUTION: The information contained on this page is unaudited and not a complete analysis nor is it an expression of opinion on any insurer. This page may contain inadvertent errors.

**2021 LONG-TERM CARE INSURANCE EXPERIENCE REPORTING FORM 5
STAND - ALONE LTC MARKET SHARE - TOP TEN COMPANIES
BY ACTUAL EARNED PREMIUMS**

FLORIDA

| Rank | Company Code | Group Code | Company Name | State of Domicile | NBR of New Lives Insured | NBR of Lives In Force Year End | Earned Premiums | Incurred Claims | Market Share Percentage | Cummulative Market Share |
|------|--------------|------------|------------------------------------|-------------------|--------------------------|--------------------------------|-----------------|-----------------|-------------------------|--------------------------|
| 1 | 70025 | 4011 | Genworth Life Ins Co | DE | 51 | 47,112 | 133,786 | 164,393 | 18.77 | 18.77 |
| 2 | 38962 | 31 | Genesis Ins Co | DE | 0 | 68 | 92,308 | 643,265 | 12.95 | 31.73 |
| 3 | 65838 | 904 | John Hancock Life Ins Co USA | MI | 0 | 41,102 | 90,824 | 131,397 | 12.75 | 44.47 |
| 4 | 69000 | 860 | Northwestern Long Term Care Ins Co | WI | 384 | 17,792 | 56,191 | 29,095 | 7.89 | 52.36 |
| 5 | 61263 | 233 | Bankers Life & Cas Co | IL | 2,569 | 26,202 | 41,386 | 48,155 | 5.81 | 58.17 |
| 6 | 65978 | 241 | Metropolitan Life Ins Co | NY | 0 | 20,632 | 34,387 | 47,290 | 4.83 | 62.99 |
| 7 | 86231 | 468 | Transamerica Life Ins Co | IA | 318 | 12,383 | 28,666 | 37,495 | 4.02 | 67.01 |
| 8 | 62235 | 565 | Unum Life Ins Co Of Amer | ME | 1,842 | 36,121 | 23,296 | 40,690 | 3.27 | 70.28 |
| 9 | 20443 | 218 | Continental Cas Co | IL | 0 | 16,910 | 23,095 | 48,922 | 3.24 | 73.52 |
| 10 | 71412 | 261 | Mutual Of Omaha Ins Co | NE | 438 | 8,730 | 21,042 | 12,551 | 2.95 | 76.48 |
| | | | ** STATE TOTAL ** | | 6,370 | 303,059 | 712,614 | 1,526,388 | 100.00 | 100.00 |

CAUTION: The information contained on this page is unaudited and not a complete analysis nor is it an expression of opinion on any insurer. This page may contain inadvertent errors.

**2021 LONG-TERM CARE INSURANCE EXPERIENCE REPORTING FORM 5
STAND - ALONE LTC MARKET SHARE - TOP TEN COMPANIES
BY ACTUAL EARNED PREMIUMS**

GEORGIA

| Rank | Company Code | Group Code | Company Name | State of Domicile | NBR of New Lives Insured | NBR of Lives In Force Year End | Earned Premiums | Incurred Claims | Market Share Percentage | Cummulative Market Share |
|------|--------------|------------|------------------------------------|-------------------|--------------------------|--------------------------------|-----------------|-----------------|-------------------------|--------------------------|
| 1 | 70025 | 4011 | Genworth Life Ins Co | DE | 30 | 32,345 | 78,826 | 96,842 | 27.35 | 27.35 |
| 2 | 65838 | 904 | John Hancock Life Ins Co USA | MI | 0 | 19,990 | 37,970 | 40,001 | 13.17 | 40.52 |
| 3 | 69000 | 860 | Northwestern Long Term Care Ins Co | WI | 199 | 8,594 | 27,761 | 9,070 | 9.63 | 50.15 |
| 4 | 62235 | 565 | Unum Life Ins Co Of Amer | ME | 725 | 19,928 | 15,914 | 20,738 | 5.52 | 55.67 |
| 5 | 65978 | 241 | Metropolitan Life Ins Co | NY | 0 | 10,245 | 14,545 | 18,055 | 5.05 | 60.72 |
| 6 | 71412 | 261 | Mutual Of Omaha Ins Co | NE | 319 | 5,462 | 11,865 | 3,479 | 4.12 | 64.83 |
| 7 | 86231 | 468 | Transamerica Life Ins Co | IA | 80 | 5,212 | 10,740 | 11,958 | 3.73 | 68.56 |
| 8 | 78743 | 520 | New Era Life Ins Co | TX | 0 | 2 | 9,140 | (93,445) | 3.17 | 71.73 |
| 9 | 25178 | 176 | State Farm Mut Auto Ins Co | IL | 0 | 4,095 | 8,652 | 5,344 | 3.00 | 74.73 |
| 10 | 65935 | 435 | Massachusetts Mut Life Ins Co | MA | 4 | 3,368 | 7,874 | 5,719 | 2.73 | 77.46 |
| | | | ** STATE TOTAL ** | | 1,756 | 147,925 | 288,244 | 206,740 | 100.00 | 100.00 |

CAUTION: The information contained on this page is unaudited and not a complete analysis nor is it an expression of opinion on any insurer. This page may contain inadvertent errors.

**2021 LONG-TERM CARE INSURANCE EXPERIENCE REPORTING FORM 5
STAND - ALONE LTC MARKET SHARE - TOP TEN COMPANIES
BY ACTUAL EARNED PREMIUMS**

HAWAII

| Rank | Company Code | Group Code | Company Name | State of Domicile | NBR of New Lives Insured | NBR of Lives In Force Year End | Earned Premiums | Incurred Claims | Market Share Percentage | Cummulative Market Share |
|------|--------------|------------|------------------------------------|-------------------|--------------------------|--------------------------------|-----------------|-----------------|-------------------------|--------------------------|
| 1 | 62235 | 565 | Unum Life Ins Co Of Amer | ME | 1,742 | 36,627 | 25,129 | 23,330 | 24.38 | 24.38 |
| 2 | 70025 | 4011 | Genworth Life Ins Co | DE | 1 | 6,723 | 15,407 | 11,843 | 14.95 | 39.33 |
| 3 | 65838 | 904 | John Hancock Life Ins Co USA | MI | 0 | 7,346 | 13,967 | 18,883 | 13.55 | 52.88 |
| 4 | 65978 | 241 | Metropolitan Life Ins Co | NY | 0 | 2,815 | 5,587 | 7,037 | 5.42 | 58.30 |
| 5 | 69000 | 860 | Northwestern Long Term Care Ins Co | WI | 27 | 1,132 | 3,924 | 2,311 | 3.81 | 62.11 |
| 6 | 86231 | 468 | Transamerica Life Ins Co | IA | 33 | 1,864 | 3,634 | 4,180 | 3.53 | 65.64 |
| 7 | 66915 | 826 | New York Life Ins Co | NY | 75 | 1,697 | 3,577 | 3,792 | 3.47 | 69.11 |
| 8 | 71412 | 261 | Mutual Of Omaha Ins Co | NE | 121 | 1,444 | 3,446 | 1,482 | 3.34 | 72.45 |
| 9 | 20443 | 218 | Continental Cas Co | IL | 0 | 2,234 | 3,260 | 7,346 | 3.16 | 75.61 |
| 10 | 65005 | 4 | RiverSource Life Ins Co | MN | 0 | 1,134 | 2,798 | 7,664 | 2.71 | 78.33 |
| | | | ** STATE TOTAL ** | | 2,031 | 73,786 | 103,064 | 115,098 | 100.00 | 100.00 |

CAUTION: The information contained on this page is unaudited and not a complete analysis nor is it an expression of opinion on any insurer. This page may contain inadvertent errors.

**2021 LONG-TERM CARE INSURANCE EXPERIENCE REPORTING FORM 5
STAND - ALONE LTC MARKET SHARE - TOP TEN COMPANIES
BY ACTUAL EARNED PREMIUMS**

IDAHO

| Rank | Company Code | Group Code | Company Name | State of Domicile | NBR of New Lives Insured | NBR of Lives In Force Year End | Earned Premiums | Incurred Claims | Market Share Percentage | Cummulative Market Share |
|------|--------------|------------|------------------------------------|-------------------|--------------------------|--------------------------------|-----------------|-----------------|-------------------------|--------------------------|
| 1 | 70025 | 4011 | Genworth Life Ins Co | DE | 9 | 3,351 | 6,574 | 9,420 | 17.11 | 17.11 |
| 2 | 69000 | 860 | Northwestern Long Term Care Ins Co | WI | 199 | 2,066 | 5,881 | 2,883 | 15.31 | 32.42 |
| 3 | 65838 | 904 | John Hancock Life Ins Co USA | MI | 0 | 2,677 | 4,568 | 3,450 | 11.89 | 44.31 |
| 4 | 61263 | 233 | Bankers Life & Cas Co | IL | 71 | 1,743 | 2,661 | 3,600 | 6.93 | 51.24 |
| 5 | 71412 | 261 | Mutual Of Omaha Ins Co | NE | 90 | 1,185 | 2,336 | 559 | 6.08 | 57.32 |
| 6 | 65978 | 241 | Metropolitan Life Ins Co | NY | 0 | 1,121 | 1,622 | 2,673 | 4.22 | 61.54 |
| 7 | 25178 | 176 | State Farm Mut Auto Ins Co | IL | 0 | 711 | 1,478 | 896 | 3.85 | 65.39 |
| 8 | 66915 | 826 | New York Life Ins Co | NY | 145 | 816 | 1,345 | 751 | 3.50 | 68.89 |
| 9 | 71471 | 0 | Ability Ins Co | NE | 0 | 728 | 1,310 | 2,028 | 3.41 | 72.30 |
| 10 | 56014 | 0 | Thrivent Financial For Lutherans | WI | 50 | 689 | 1,293 | 1,461 | 3.37 | 75.66 |
| | | | ** STATE TOTAL ** | | 923 | 22,376 | 38,417 | 40,601 | 100.00 | 100.00 |

CAUTION: The information contained on this page is unaudited and not a complete analysis nor is it an expression of opinion on any insurer. This page may contain inadvertent errors.

**2021 LONG-TERM CARE INSURANCE EXPERIENCE REPORTING FORM 5
STAND - ALONE LTC MARKET SHARE - TOP TEN COMPANIES
BY ACTUAL EARNED PREMIUMS**

ILLINOIS

| Rank | Company Code | Group Code | Company Name | State of Domicile | NBR of New Lives Insured | NBR of Lives In Force Year End | Earned Premiums | Incurred Claims | Market Share Percentage | Cummulative Market Share |
|------|--------------|------------|------------------------------------|-------------------|--------------------------|--------------------------------|-----------------|-----------------|-------------------------|--------------------------|
| 1 | 70025 | 4011 | Genworth Life Ins Co | DE | 101 | 48,365 | 115,784 | 128,867 | 21.01 | 21.01 |
| 2 | 65838 | 904 | John Hancock Life Ins Co USA | MI | 0 | 34,374 | 65,354 | 58,517 | 11.86 | 32.87 |
| 3 | 69000 | 860 | Northwestern Long Term Care Ins Co | WI | 487 | 17,672 | 59,693 | 13,469 | 10.83 | 43.70 |
| 4 | 65978 | 241 | Metropolitan Life Ins Co | NY | 0 | 25,109 | 36,742 | 38,282 | 6.67 | 50.37 |
| 5 | 62553 | 50 | Country Life Ins Co | IL | 13 | 14,629 | 32,647 | 78,902 | 5.92 | 56.30 |
| 6 | 20443 | 218 | Continental Cas Co | IL | 0 | 21,098 | 31,310 | 61,950 | 5.68 | 61.98 |
| 7 | 86231 | 468 | Transamerica Life Ins Co | IA | 143 | 9,787 | 23,027 | 28,381 | 4.18 | 66.16 |
| 8 | 71412 | 261 | Mutual Of Omaha Ins Co | NE | 331 | 9,910 | 20,633 | 9,279 | 3.74 | 69.90 |
| 9 | 62235 | 565 | Unum Life Ins Co Of Amer | ME | 5,845 | 51,108 | 18,733 | 21,788 | 3.40 | 73.30 |
| 10 | 68241 | 304 | Prudential Ins Co Of Amer | NJ | 0 | 9,015 | 18,429 | 4,664 | 3.34 | 76.64 |
| | | | ** STATE TOTAL ** | | 7,727 | 308,993 | 551,055 | 586,687 | 100.00 | 100.00 |

CAUTION: The information contained on this page is unaudited and not a complete analysis nor is it an expression of opinion on any insurer. This page may contain inadvertent errors.

**2021 LONG-TERM CARE INSURANCE EXPERIENCE REPORTING FORM 5
STAND - ALONE LTC MARKET SHARE - TOP TEN COMPANIES
BY ACTUAL EARNED PREMIUMS**

INDIANA

| Rank | Company Code | Group Code | Company Name | State of Domicile | NBR of New Lives Insured | NBR of Lives In Force Year End | Earned Premiums | Incurred Claims | Market Share Percentage | Cummulative Market Share |
|------|--------------|------------|------------------------------------|-------------------|--------------------------|--------------------------------|-----------------|-----------------|-------------------------|--------------------------|
| 1 | 70025 | 4011 | Genworth Life Ins Co | DE | 13 | 23,719 | 45,988 | 68,158 | 26.25 | 26.25 |
| 2 | 65838 | 904 | John Hancock Life Ins Co USA | MI | 0 | 15,566 | 29,515 | 36,707 | 16.85 | 43.10 |
| 3 | 69000 | 860 | Northwestern Long Term Care Ins Co | WI | 1 | 5,419 | 15,779 | 4,157 | 9.01 | 52.10 |
| 4 | 65978 | 241 | Metropolitan Life Ins Co | NY | 0 | 6,386 | 9,610 | 11,027 | 5.49 | 57.59 |
| 5 | 86231 | 468 | Transamerica Life Ins Co | IA | 72 | 4,950 | 9,512 | 12,332 | 5.43 | 63.02 |
| 6 | 61263 | 233 | Bankers Life & Cas Co | IL | 42 | 3,994 | 7,972 | 10,264 | 4.55 | 67.57 |
| 7 | 71412 | 261 | Mutual Of Omaha Ins Co | NE | 319 | 3,615 | 7,531 | 2,775 | 4.30 | 71.87 |
| 8 | 20443 | 218 | Continental Cas Co | IL | 0 | 6,726 | 7,291 | 23,686 | 4.16 | 76.03 |
| 9 | 56014 | 0 | Thrivent Financial For Lutherans | WI | 56 | 2,511 | 4,443 | 8,203 | 2.54 | 78.57 |
| 10 | 68241 | 304 | Prudential Ins Co Of Amer | NJ | 0 | 1,970 | 3,860 | 4,393 | 2.20 | 80.77 |
| | | | ** STATE TOTAL ** | | 959 | 97,726 | 175,192 | 466,324 | 100.00 | 100.00 |

CAUTION: The information contained on this page is unaudited and not a complete analysis nor is it an expression of opinion on any insurer. This page may contain inadvertent errors.

**2021 LONG-TERM CARE INSURANCE EXPERIENCE REPORTING FORM 5
STAND - ALONE LTC MARKET SHARE - TOP TEN COMPANIES
BY ACTUAL EARNED PREMIUMS**

IOWA

| Rank | Company Code | Group Code | Company Name | State of Domicile | NBR of New Lives Insured | NBR of Lives In Force Year End | Earned Premiums | Incurred Claims | Market Share Percentage | Cummulative Market Share |
|------|--------------|------------|------------------------------------|-------------------|--------------------------|--------------------------------|-----------------|-----------------|-------------------------|--------------------------|
| 1 | 70025 | 4011 | Genworth Life Ins Co | DE | 14 | 16,959 | 37,273 | 28,246 | 16.44 | 16.44 |
| 2 | 65838 | 904 | John Hancock Life Ins Co USA | MI | 0 | 12,483 | 23,260 | 22,118 | 10.26 | 26.70 |
| 3 | 69000 | 860 | Northwestern Long Term Care Ins Co | WI | 190 | 7,720 | 20,179 | 7,375 | 8.90 | 35.60 |
| 4 | 61263 | 233 | Bankers Life & Cas Co | IL | 7 | 6,914 | 15,027 | 15,225 | 6.63 | 42.23 |
| 5 | 86231 | 468 | Transamerica Life Ins Co | IA | 20 | 7,304 | 14,146 | 28,187 | 6.24 | 48.47 |
| 6 | 56014 | 0 | Thrivent Financial For Lutherans | WI | 75 | 6,792 | 10,713 | 25,810 | 4.73 | 53.20 |
| 7 | 71471 | 0 | Ability Ins Co | NE | 0 | 3,445 | 9,850 | 16,440 | 4.34 | 57.54 |
| 8 | 71412 | 261 | Mutual Of Omaha Ins Co | NE | 99 | 4,416 | 9,232 | 9,156 | 4.07 | 61.61 |
| 9 | 65978 | 241 | Metropolitan Life Ins Co | NY | 0 | 4,870 | 8,088 | 8,510 | 3.57 | 65.18 |
| 10 | 66915 | 826 | New York Life Ins Co | NY | 59 | 4,122 | 7,011 | 6,654 | 3.09 | 68.27 |
| | | | ** STATE TOTAL ** | | 803 | 124,042 | 226,709 | 290,739 | 100.00 | 100.00 |

CAUTION: The information contained on this page is unaudited and not a complete analysis nor is it an expression of opinion on any insurer. This page may contain inadvertent errors.

**2021 LONG-TERM CARE INSURANCE EXPERIENCE REPORTING FORM 5
STAND - ALONE LTC MARKET SHARE - TOP TEN COMPANIES
BY ACTUAL EARNED PREMIUMS**

KANSAS

| Rank | Company Code | Group Code | Company Name | State of Domicile | NBR of New Lives Insured | NBR of Lives In Force Year End | Earned Premiums | Incurred Claims | Market Share Percentage | Cummulative Market Share |
|------|--------------|------------|------------------------------------|-------------------|--------------------------|--------------------------------|-----------------|-----------------|-------------------------|--------------------------|
| 1 | 70025 | 4011 | Genworth Life Ins Co | DE | 9 | 13,287 | 27,893 | 27,961 | 18.55 | 18.55 |
| 2 | 61263 | 233 | Bankers Life & Cas Co | IL | 517 | 7,638 | 14,853 | 14,749 | 9.88 | 28.42 |
| 3 | 65838 | 904 | John Hancock Life Ins Co USA | MI | 0 | 9,032 | 14,145 | 18,293 | 9.41 | 37.83 |
| 4 | 69000 | 860 | Northwestern Long Term Care Ins Co | WI | 78 | 2,862 | 8,507 | 2,856 | 5.66 | 43.48 |
| 5 | 86231 | 468 | Transamerica Life Ins Co | IA | 22 | 4,826 | 7,192 | 18,962 | 4.78 | 48.27 |
| 6 | 65978 | 241 | Metropolitan Life Ins Co | NY | 0 | 3,857 | 6,706 | 7,787 | 4.46 | 52.72 |
| 7 | 71412 | 261 | Mutual Of Omaha Ins Co | NE | 129 | 3,073 | 6,156 | 1,771 | 4.09 | 56.82 |
| 8 | 64211 | 687 | Guarantee Trust Life Ins Co | IL | 0 | 2,996 | 5,099 | 1,813 | 3.39 | 60.21 |
| 9 | 25178 | 176 | State Farm Mut Auto Ins Co | IL | 0 | 2,402 | 4,274 | 4,754 | 2.84 | 63.05 |
| 10 | 20443 | 218 | Continental Cas Co | IL | 0 | 3,024 | 4,263 | 7,479 | 2.83 | 65.88 |
| | | | ** STATE TOTAL ** | | 1,565 | 95,431 | 150,396 | 189,453 | 100.00 | 100.00 |

CAUTION: The information contained on this page is unaudited and not a complete analysis nor is it an expression of opinion on any insurer. This page may contain inadvertent errors.

**2021 LONG-TERM CARE INSURANCE EXPERIENCE REPORTING FORM 5
STAND - ALONE LTC MARKET SHARE - TOP TEN COMPANIES
BY ACTUAL EARNED PREMIUMS**

KENTUCKY

| Rank | Company Code | Group Code | Company Name | State of Domicile | NBR of New Lives Insured | NBR of Lives In Force Year End | Earned Premiums | Incurred Claims | Market Share Percentage | Cummulative Market Share |
|------|--------------|------------|------------------------------------|-------------------|--------------------------|--------------------------------|-----------------|-----------------|-------------------------|--------------------------|
| 1 | 70025 | 4011 | Genworth Life Ins Co | DE | 12 | 15,600 | 34,315 | 49,691 | 27.38 | 27.38 |
| 2 | 86231 | 468 | Transamerica Life Ins Co | IA | 16 | 8,030 | 15,967 | 27,386 | 12.74 | 40.12 |
| 3 | 65838 | 904 | John Hancock Life Ins Co USA | MI | 0 | 6,572 | 13,176 | 11,302 | 10.51 | 50.64 |
| 4 | 69000 | 860 | Northwestern Long Term Care Ins Co | WI | 74 | 3,668 | 11,833 | 5,241 | 9.44 | 60.08 |
| 5 | 71412 | 261 | Mutual Of Omaha Ins Co | NE | 106 | 3,138 | 6,383 | 2,541 | 5.09 | 65.17 |
| 6 | 65978 | 241 | Metropolitan Life Ins Co | NY | 0 | 3,417 | 5,661 | 5,151 | 4.52 | 69.69 |
| 7 | 61263 | 233 | Bankers Life & Cas Co | IL | 180 | 2,417 | 3,664 | 374 | 2.92 | 72.62 |
| 8 | 62235 | 565 | Unum Life Ins Co Of Amer | ME | 1,585 | 6,339 | 3,540 | 1,983 | 2.82 | 75.44 |
| 9 | 20443 | 218 | Continental Cas Co | IL | 0 | 2,122 | 2,997 | 5,395 | 2.39 | 77.83 |
| 10 | 25178 | 176 | State Farm Mut Auto Ins Co | IL | 0 | 1,274 | 2,886 | 1,907 | 2.30 | 80.13 |
| | | | ** STATE TOTAL ** | | 2,093 | 65,666 | 125,317 | 138,839 | 100.00 | 100.00 |

CAUTION: The information contained on this page is unaudited and not a complete analysis nor is it an expression of opinion on any insurer. This page may contain inadvertent errors.

**2021 LONG-TERM CARE INSURANCE EXPERIENCE REPORTING FORM 5
STAND - ALONE LTC MARKET SHARE - TOP TEN COMPANIES
BY ACTUAL EARNED PREMIUMS**

LOUISIANA

| Rank | Company Code | Group Code | Company Name | State of Domicile | NBR of New Lives Insured | NBR of Lives In Force Year End | Earned Premiums | Incurred Claims | Market Share Percentage | Cummulative Market Share |
|------|--------------|------------|------------------------------------|-------------------|--------------------------|--------------------------------|-----------------|-----------------|-------------------------|--------------------------|
| 1 | 70025 | 4011 | Genworth Life Ins Co | DE | 6 | 10,330 | 22,011 | 31,740 | 21.25 | 21.25 |
| 2 | 69000 | 860 | Northwestern Long Term Care Ins Co | WI | 95 | 4,463 | 12,419 | 6,065 | 11.99 | 33.24 |
| 3 | 65838 | 904 | John Hancock Life Ins Co USA | MI | 0 | 6,455 | 11,336 | 12,968 | 10.94 | 44.18 |
| 4 | 66915 | 826 | New York Life Ins Co | NY | 85 | 4,097 | 6,981 | 7,714 | 6.74 | 50.92 |
| 5 | 65978 | 241 | Metropolitan Life Ins Co | NY | 0 | 3,807 | 5,536 | 7,620 | 5.34 | 56.26 |
| 6 | 25178 | 176 | State Farm Mut Auto Ins Co | IL | 0 | 3,064 | 5,320 | 3,294 | 5.14 | 61.40 |
| 7 | 71412 | 261 | Mutual Of Omaha Ins Co | NE | 86 | 2,307 | 4,577 | 903 | 4.42 | 65.82 |
| 8 | 86231 | 468 | Transamerica Life Ins Co | IA | 18 | 2,216 | 3,777 | 6,555 | 3.65 | 69.46 |
| 9 | 62235 | 565 | Unum Life Ins Co Of Amer | ME | 649 | 12,128 | 3,361 | 5,523 | 3.24 | 72.71 |
| 10 | 61263 | 233 | Bankers Life & Cas Co | IL | 4 | 1,387 | 2,570 | 4,206 | 2.48 | 75.19 |
| | | | ** STATE TOTAL ** | | 987 | 67,083 | 103,593 | 121,963 | 100.00 | 100.00 |

CAUTION: The information contained on this page is unaudited and not a complete analysis nor is it an expression of opinion on any insurer. This page may contain inadvertent errors.

**2021 LONG-TERM CARE INSURANCE EXPERIENCE REPORTING FORM 5
STAND - ALONE LTC MARKET SHARE - TOP TEN COMPANIES
BY ACTUAL EARNED PREMIUMS**

MAINE

| Rank | Company Code | Group Code | Company Name | State of Domicile | NBR of New Lives Insured | NBR of Lives In Force Year End | Earned Premiums | Incurred Claims | Market Share Percentage | Cummulative Market Share |
|------|--------------|------------|------------------------------------|-------------------|--------------------------|--------------------------------|-----------------|-----------------|-------------------------|--------------------------|
| 1 | 70025 | 4011 | Genworth Life Ins Co | DE | 3 | 5,544 | 13,367 | 17,547 | 23.24 | 23.24 |
| 2 | 62235 | 565 | Unum Life Ins Co Of Amer | ME | 635 | 16,517 | 10,128 | 18,011 | 17.61 | 40.85 |
| 3 | 65838 | 904 | John Hancock Life Ins Co USA | MI | 0 | 2,901 | 6,607 | 4,706 | 11.49 | 52.33 |
| 4 | 65978 | 241 | Metropolitan Life Ins Co | NY | 0 | 1,769 | 3,818 | 4,132 | 6.64 | 58.97 |
| 5 | 61263 | 233 | Bankers Life & Cas Co | IL | 5 | 2,178 | 2,911 | 4,086 | 5.06 | 64.03 |
| 6 | 71412 | 261 | Mutual Of Omaha Ins Co | NE | 51 | 1,074 | 2,691 | 605 | 4.68 | 68.71 |
| 7 | 69000 | 860 | Northwestern Long Term Care Ins Co | WI | 20 | 660 | 2,407 | 1,120 | 4.18 | 72.89 |
| 8 | 68241 | 304 | Prudential Ins Co Of Amer | NJ | 0 | 867 | 2,114 | 1,829 | 3.68 | 76.57 |
| 9 | 20443 | 218 | Continental Cas Co | IL | 0 | 947 | 1,949 | 1,123 | 3.39 | 79.96 |
| 10 | 69515 | 1186 | Medamerica Ins Co | PA | 0 | 752 | 1,663 | 58 | 2.89 | 82.85 |
| | | | ** STATE TOTAL ** | | 764 | 37,957 | 57,522 | 68,787 | 100.00 | 100.00 |

CAUTION: The information contained on this page is unaudited and not a complete analysis nor is it an expression of opinion on any insurer. This page may contain inadvertent errors.

**2021 LONG-TERM CARE INSURANCE EXPERIENCE REPORTING FORM 5
STAND - ALONE LTC MARKET SHARE - TOP TEN COMPANIES
BY ACTUAL EARNED PREMIUMS**

MARYLAND

| Rank | Company Code | Group Code | Company Name | State of Domicile | NBR of New Lives Insured | NBR of Lives In Force Year End | Earned Premiums | Incurred Claims | Market Share Percentage | Cummulative Market Share |
|------|--------------|------------|------------------------------------|-------------------|--------------------------|--------------------------------|-----------------|-----------------|-------------------------|--------------------------|
| 1 | 70025 | 4011 | Genworth Life Ins Co | DE | 23 | 30,086 | 83,152 | 86,104 | 27.97 | 27.97 |
| 2 | 65838 | 904 | John Hancock Life Ins Co USA | MI | 0 | 22,783 | 56,003 | 75,884 | 18.84 | 46.81 |
| 3 | 20443 | 218 | Continental Cas Co | IL | 0 | 11,874 | 20,574 | 40,185 | 6.92 | 53.73 |
| 4 | 65978 | 241 | Metropolitan Life Ins Co | NY | 0 | 9,427 | 18,643 | 17,210 | 6.27 | 60.00 |
| 5 | 62235 | 565 | Unum Life Ins Co Of Amer | ME | 853 | 18,202 | 14,779 | 22,106 | 4.97 | 64.97 |
| 6 | 68241 | 304 | Prudential Ins Co Of Amer | NJ | 0 | 6,245 | 12,935 | 7,417 | 4.35 | 69.32 |
| 7 | 69000 | 860 | Northwestern Long Term Care Ins Co | WI | 116 | 3,344 | 11,972 | 3,834 | 4.03 | 73.35 |
| 8 | 65935 | 435 | Massachusetts Mut Life Ins Co | MA | 2 | 4,515 | 9,891 | 6,197 | 3.33 | 76.68 |
| 9 | 71412 | 261 | Mutual Of Omaha Ins Co | NE | 222 | 3,444 | 8,941 | 3,293 | 3.01 | 79.69 |
| 10 | 87726 | 4932 | BrightHouse Life Ins Co | DE | 0 | 2,516 | 8,001 | 20,512 | 2.69 | 82.38 |
| | | | ** STATE TOTAL ** | | 1,577 | 138,327 | 297,281 | 337,422 | 100.00 | 100.00 |

CAUTION: The information contained on this page is unaudited and not a complete analysis nor is it an expression of opinion on any insurer. This page may contain inadvertent errors.

**2021 LONG-TERM CARE INSURANCE EXPERIENCE REPORTING FORM 5
STAND - ALONE LTC MARKET SHARE - TOP TEN COMPANIES
BY ACTUAL EARNED PREMIUMS**

MASSACHUSETTS

| Rank | Company Code | Group Code | Company Name | State of Domicile | NBR of New Lives Insured | NBR of Lives In Force Year End | Earned Premiums | Incurred Claims | Market Share Percentage | Cummulative Market Share |
|------|--------------|------------|------------------------------------|-------------------|--------------------------|--------------------------------|-----------------|-----------------|-------------------------|--------------------------|
| 1 | 70025 | 4011 | Genworth Life Ins Co | DE | 87 | 34,532 | 78,450 | 101,211 | 22.76 | 22.76 |
| 2 | 65838 | 904 | John Hancock Life Ins Co USA | MI | 0 | 28,901 | 63,877 | 73,759 | 18.53 | 41.29 |
| 3 | 62235 | 565 | Unum Life Ins Co Of Amer | ME | 2,287 | 37,443 | 36,009 | 56,310 | 10.45 | 51.74 |
| 4 | 65978 | 241 | Metropolitan Life Ins Co | NY | 0 | 13,487 | 26,281 | 31,661 | 7.62 | 59.36 |
| 5 | 69000 | 860 | Northwestern Long Term Care Ins Co | WI | 141 | 4,602 | 18,090 | 8,629 | 5.25 | 64.61 |
| 6 | 68241 | 304 | Prudential Ins Co Of Amer | NJ | 0 | 8,752 | 18,086 | 9,197 | 5.25 | 69.86 |
| 7 | 86231 | 468 | Transamerica Life Ins Co | IA | 0 | 7,077 | 14,649 | 19,244 | 4.25 | 74.11 |
| 8 | 71412 | 261 | Mutual Of Omaha Ins Co | NE | 274 | 5,277 | 14,428 | 1,151 | 4.19 | 78.29 |
| 9 | 65935 | 435 | Massachusetts Mut Life Ins Co | MA | 5 | 3,020 | 11,133 | 5,607 | 3.23 | 81.52 |
| 10 | 20443 | 218 | Continental Cas Co | IL | 0 | 5,983 | 10,121 | 27,436 | 2.94 | 84.46 |
| | | | ** STATE TOTAL ** | | 3,133 | 173,702 | 344,690 | 433,570 | 100.00 | 100.00 |

CAUTION: The information contained on this page is unaudited and not a complete analysis nor is it an expression of opinion on any insurer. This page may contain inadvertent errors.

**2021 LONG-TERM CARE INSURANCE EXPERIENCE REPORTING FORM 5
STAND - ALONE LTC MARKET SHARE - TOP TEN COMPANIES
BY ACTUAL EARNED PREMIUMS**

MICHIGAN

| Rank | Company Code | Group Code | Company Name | State of Domicile | NBR of New Lives Insured | NBR of Lives In Force Year End | Earned Premiums | Incurred Claims | Market Share Percentage | Cummulative Market Share |
|------|--------------|------------|------------------------------------|-------------------|--------------------------|--------------------------------|-----------------|-----------------|-------------------------|--------------------------|
| 1 | 70025 | 4011 | Genworth Life Ins Co | DE | 22 | 25,878 | 65,171 | 56,295 | 22.94 | 22.94 |
| 2 | 65838 | 904 | John Hancock Life Ins Co USA | MI | 0 | 32,648 | 49,056 | 39,933 | 17.27 | 40.21 |
| 3 | 69000 | 860 | Northwestern Long Term Care Ins Co | WI | 141 | 7,543 | 23,030 | 9,357 | 8.11 | 48.32 |
| 4 | 65978 | 241 | Metropolitan Life Ins Co | NY | 1 | 15,186 | 17,800 | 18,667 | 6.27 | 54.58 |
| 5 | 68241 | 304 | Prudential Ins Co Of Amer | NJ | 0 | 8,997 | 16,940 | 8,715 | 5.96 | 60.55 |
| 6 | 20443 | 218 | Continental Cas Co | IL | 0 | 10,241 | 16,194 | 29,608 | 5.70 | 66.25 |
| 7 | 62235 | 565 | Unum Life Ins Co Of Amer | ME | 1,607 | 23,149 | 13,582 | 12,665 | 4.78 | 71.03 |
| 8 | 65005 | 4 | RiverSource Life Ins Co | MN | 0 | 5,448 | 13,219 | 20,274 | 4.65 | 75.68 |
| 9 | 56014 | 0 | Thrivent Financial For Lutherans | WI | 72 | 4,395 | 7,765 | 11,434 | 2.73 | 78.42 |
| 10 | 61263 | 233 | Bankers Life & Cas Co | IL | 28 | 3,983 | 7,589 | 6,873 | 2.67 | 81.09 |
| | | | ** STATE TOTAL ** | | 2,423 | 165,297 | 284,071 | 259,756 | 100.00 | 100.00 |

CAUTION: The information contained on this page is unaudited and not a complete analysis nor is it an expression of opinion on any insurer. This page may contain inadvertent errors.

**2021 LONG-TERM CARE INSURANCE EXPERIENCE REPORTING FORM 5
STAND - ALONE LTC MARKET SHARE - TOP TEN COMPANIES
BY ACTUAL EARNED PREMIUMS**

MINNESOTA

| Rank | Company Code | Group Code | Company Name | State of Domicile | NBR of New Lives Insured | NBR of Lives In Force Year End | Earned Premiums | Incurred Claims | Market Share Percentage | Cummulative Market Share |
|------|--------------|------------|------------------------------------|-------------------|--------------------------|--------------------------------|-----------------|-----------------|-------------------------|--------------------------|
| 1 | 70025 | 4011 | Genworth Life Ins Co | DE | 28 | 30,265 | 68,731 | 44,969 | 19.12 | 19.12 |
| 2 | 86231 | 468 | Transamerica Life Ins Co | IA | 31 | 20,107 | 37,026 | 78,338 | 10.30 | 29.42 |
| 3 | 65838 | 904 | John Hancock Life Ins Co USA | MI | 0 | 17,698 | 34,873 | 28,042 | 9.70 | 39.12 |
| 4 | 69000 | 860 | Northwestern Long Term Care Ins Co | WI | 328 | 11,810 | 33,541 | 9,523 | 9.33 | 48.45 |
| 5 | 56014 | 0 | Thrivent Financial For Lutherans | WI | 333 | 14,098 | 26,104 | 45,822 | 7.26 | 55.71 |
| 6 | 20443 | 218 | Continental Cas Co | IL | 0 | 25,544 | 23,399 | 11,786 | 6.51 | 62.22 |
| 7 | 71412 | 261 | Mutual Of Omaha Ins Co | NE | 173 | 5,564 | 11,987 | 4,810 | 3.33 | 65.55 |
| 8 | 65978 | 241 | Metropolitan Life Ins Co | NY | 0 | 6,145 | 10,488 | 7,975 | 2.92 | 68.47 |
| 9 | 68241 | 304 | Prudential Ins Co Of Amer | NJ | 0 | 4,832 | 10,112 | 3,928 | 2.81 | 71.28 |
| 10 | 62235 | 565 | Unum Life Ins Co Of Amer | ME | 1,571 | 17,616 | 9,618 | 11,847 | 2.68 | 73.96 |
| | | | ** STATE TOTAL ** | | 2,978 | 205,395 | 359,509 | 373,470 | 100.00 | 100.00 |

CAUTION: The information contained on this page is unaudited and not a complete analysis nor is it an expression of opinion on any insurer. This page may contain inadvertent errors.

**2021 LONG-TERM CARE INSURANCE EXPERIENCE REPORTING FORM 5
STAND - ALONE LTC MARKET SHARE - TOP TEN COMPANIES
BY ACTUAL EARNED PREMIUMS**

MISSISSIPPI

| Rank | Company Code | Group Code | Company Name | State of Domicile | NBR of New Lives Insured | NBR of Lives In Force Year End | Earned Premiums | Incurred Claims | Market Share Percentage | Cummulative Market Share |
|------|--------------|------------|------------------------------------|-------------------|--------------------------|--------------------------------|-----------------|-----------------|-------------------------|--------------------------|
| 1 | 70025 | 4011 | Genworth Life Ins Co | DE | 8 | 4,882 | 11,741 | 17,031 | 17.60 | 17.60 |
| 2 | 65838 | 904 | John Hancock Life Ins Co USA | MI | 0 | 5,266 | 9,959 | 10,616 | 14.93 | 32.52 |
| 3 | 69000 | 860 | Northwestern Long Term Care Ins Co | WI | 31 | 1,675 | 5,334 | 1,849 | 7.99 | 40.51 |
| 4 | 61883 | 1117 | ManhattanLife Ins & Ann Co | TX | 0 | 3 | 3,745 | (5,641) | 5.61 | 46.13 |
| 5 | 66915 | 826 | New York Life Ins Co | NY | 26 | 1,853 | 3,313 | 2,055 | 4.97 | 51.09 |
| 6 | 61263 | 233 | Bankers Life & Cas Co | IL | 0 | 1,618 | 3,160 | 4,082 | 4.74 | 55.83 |
| 6 | 71412 | 261 | Mutual Of Omaha Ins Co | NE | 48 | 1,604 | 3,160 | 1,560 | 4.74 | 60.56 |
| 8 | 65978 | 241 | Metropolitan Life Ins Co | NY | 0 | 1,983 | 2,899 | 4,804 | 4.34 | 64.91 |
| 9 | 25178 | 176 | State Farm Mut Auto Ins Co | IL | 0 | 1,611 | 2,690 | 2,585 | 4.03 | 68.94 |
| 10 | 68896 | 0 | Southern Farm Bureau Life Ins Co | MS | 0 | 1,482 | 2,666 | 2,921 | 4.00 | 72.94 |
| | | | ** STATE TOTAL ** | | 408 | 37,255 | 66,726 | 63,716 | 100.00 | 100.00 |

CAUTION: The information contained on this page is unaudited and not a complete analysis nor is it an expression of opinion on any insurer. This page may contain inadvertent errors.

**2021 LONG-TERM CARE INSURANCE EXPERIENCE REPORTING FORM 5
STAND - ALONE LTC MARKET SHARE - TOP TEN COMPANIES
BY ACTUAL EARNED PREMIUMS**

MISSOURI

| Rank | Company Code | Group Code | Company Name | State of Domicile | NBR of New Lives Insured | NBR of Lives In Force Year End | Earned Premiums | Incurred Claims | Market Share Percentage | Cummulative Market Share |
|------|--------------|------------|------------------------------------|-------------------|--------------------------|--------------------------------|-----------------|-----------------|-------------------------|--------------------------|
| 1 | 70025 | 4011 | Genworth Life Ins Co | DE | 9 | 23,874 | 53,923 | 54,846 | 20.43 | 20.43 |
| 2 | 65838 | 904 | John Hancock Life Ins Co USA | MI | 0 | 18,582 | 34,759 | 30,199 | 13.17 | 33.60 |
| 3 | 69000 | 860 | Northwestern Long Term Care Ins Co | WI | 170 | 6,514 | 18,874 | 6,704 | 7.15 | 40.76 |
| 4 | 65978 | 241 | Metropolitan Life Ins Co | NY | 0 | 11,353 | 17,610 | 17,377 | 6.67 | 47.43 |
| 5 | 62235 | 565 | Unum Life Ins Co Of Amer | ME | 1,223 | 24,740 | 16,734 | 14,776 | 6.34 | 53.77 |
| 6 | 86231 | 468 | Transamerica Life Ins Co | IA | 27 | 5,825 | 12,501 | 21,033 | 4.74 | 58.51 |
| 7 | 61263 | 233 | Bankers Life & Cas Co | IL | 27 | 6,031 | 12,308 | 14,621 | 4.66 | 63.17 |
| 8 | 71412 | 261 | Mutual Of Omaha Ins Co | NE | 178 | 5,457 | 11,547 | 8,816 | 4.38 | 67.55 |
| 9 | 25178 | 176 | State Farm Mut Auto Ins Co | IL | 0 | 3,889 | 9,157 | 6,906 | 3.47 | 71.02 |
| 10 | 20443 | 218 | Continental Cas Co | IL | 0 | 5,387 | 7,082 | 8,317 | 2.68 | 73.70 |
| | | | ** STATE TOTAL ** | | 2,004 | 148,734 | 263,904 | 272,363 | 100.00 | 100.00 |

CAUTION: The information contained on this page is unaudited and not a complete analysis nor is it an expression of opinion on any insurer. This page may contain inadvertent errors.

**2021 LONG-TERM CARE INSURANCE EXPERIENCE REPORTING FORM 5
STAND - ALONE LTC MARKET SHARE - TOP TEN COMPANIES
BY ACTUAL EARNED PREMIUMS**

MONTANA

| Rank | Company Code | Group Code | Company Name | State of Domicile | NBR of New Lives Insured | NBR of Lives In Force Year End | Earned Premiums | Incurred Claims | Market Share Percentage | Cummulative Market Share |
|------|--------------|------------|------------------------------------|-------------------|--------------------------|--------------------------------|-----------------|-----------------|-------------------------|--------------------------|
| 1 | 70025 | 4011 | Genworth Life Ins Co | DE | 11 | 2,773 | 5,262 | 7,106 | 13.54 | 13.54 |
| 2 | 65838 | 904 | John Hancock Life Ins Co USA | MI | 0 | 1,845 | 3,840 | 2,116 | 9.88 | 23.42 |
| 3 | 71471 | 0 | Ability Ins Co | NE | 0 | 1,540 | 3,828 | 5,775 | 9.85 | 33.28 |
| 4 | 69000 | 860 | Northwestern Long Term Care Ins Co | WI | 14 | 1,103 | 3,245 | 2,952 | 8.35 | 41.63 |
| 5 | 56014 | 0 | Thrivent Financial For Lutherans | WI | 21 | 1,467 | 2,735 | 4,469 | 7.04 | 48.66 |
| 6 | 62235 | 565 | Unum Life Ins Co Of Amer | ME | 532 | 7,962 | 2,692 | 948 | 6.93 | 55.59 |
| 7 | 86231 | 468 | Transamerica Life Ins Co | IA | 4 | 1,229 | 2,428 | 2,223 | 6.25 | 61.84 |
| 8 | 71412 | 261 | Mutual Of Omaha Ins Co | NE | 45 | 907 | 2,042 | 1,917 | 5.26 | 67.10 |
| 9 | 66915 | 826 | New York Life Ins Co | NY | 17 | 850 | 1,666 | 547 | 4.29 | 71.38 |
| 10 | 65978 | 241 | Metropolitan Life Ins Co | NY | 0 | 644 | 1,289 | 2,483 | 3.32 | 74.70 |
| | | | ** STATE TOTAL ** | | 670 | 25,999 | 38,858 | 43,072 | 100.00 | 100.00 |

CAUTION: The information contained on this page is unaudited and not a complete analysis nor is it an expression of opinion on any insurer. This page may contain inadvertent errors.

**2021 LONG-TERM CARE INSURANCE EXPERIENCE REPORTING FORM 5
STAND - ALONE LTC MARKET SHARE - TOP TEN COMPANIES
BY ACTUAL EARNED PREMIUMS**

NEBRASKA

| Rank | Company Code | Group Code | Company Name | State of Domicile | NBR of New Lives Insured | NBR of Lives In Force Year End | Earned Premiums | Incurred Claims | Market Share Percentage | Cummulative Market Share |
|------|--------------|------------|------------------------------------|-------------------|--------------------------|--------------------------------|-----------------|-----------------|-------------------------|--------------------------|
| 1 | 70025 | 4011 | Genworth Life Ins Co | DE | 22 | 13,812 | 32,582 | 27,223 | 20.21 | 20.21 |
| 2 | 65838 | 904 | John Hancock Life Ins Co USA | MI | 0 | 6,001 | 12,160 | 10,121 | 7.54 | 27.75 |
| 3 | 71412 | 261 | Mutual Of Omaha Ins Co | NE | 94 | 6,382 | 12,116 | 7,791 | 7.51 | 35.26 |
| 4 | 69000 | 860 | Northwestern Long Term Care Ins Co | WI | 91 | 3,730 | 9,588 | 1,655 | 5.95 | 41.21 |
| 5 | 56014 | 0 | Thrivent Financial For Lutherans | WI | 38 | 4,806 | 8,066 | 18,263 | 5.00 | 46.21 |
| 6 | 71471 | 0 | Ability Ins Co | NE | 0 | 2,612 | 7,477 | 10,828 | 4.64 | 50.85 |
| 7 | 61263 | 233 | Bankers Life & Cas Co | IL | 21 | 3,334 | 6,933 | 7,078 | 4.30 | 55.15 |
| 8 | 86231 | 468 | Transamerica Life Ins Co | IA | 15 | 3,257 | 6,316 | 15,631 | 3.92 | 59.07 |
| 9 | 20443 | 218 | Continental Cas Co | IL | 0 | 4,586 | 6,162 | 9,496 | 3.82 | 62.89 |
| 10 | 25178 | 176 | State Farm Mut Auto Ins Co | IL | 0 | 2,173 | 5,225 | 5,122 | 3.24 | 66.13 |
| | | | ** STATE TOTAL ** | | 590 | 83,249 | 161,238 | 188,377 | 100.00 | 100.00 |

CAUTION: The information contained on this page is unaudited and not a complete analysis nor is it an expression of opinion on any insurer. This page may contain inadvertent errors.

**2021 LONG-TERM CARE INSURANCE EXPERIENCE REPORTING FORM 5
STAND - ALONE LTC MARKET SHARE - TOP TEN COMPANIES
BY ACTUAL EARNED PREMIUMS**

NEVADA

| Rank | Company Code | Group Code | Company Name | State of Domicile | NBR of New Lives Insured | NBR of Lives In Force Year End | Earned Premiums | Incurred Claims | Market Share Percentage | Cummulative Market Share |
|------|--------------|------------|------------------------------------|-------------------|--------------------------|--------------------------------|-----------------|-----------------|-------------------------|--------------------------|
| 1 | 70025 | 4011 | Genworth Life Ins Co | DE | 7 | 5,593 | 12,789 | 13,502 | 26.58 | 26.58 |
| 2 | 62235 | 565 | Unum Life Ins Co Of Amer | ME | 620 | 9,838 | 5,458 | 2,090 | 11.34 | 37.92 |
| 3 | 65838 | 904 | John Hancock Life Ins Co USA | MI | 0 | 2,569 | 4,864 | 4,376 | 10.11 | 48.03 |
| 4 | 65978 | 241 | Metropolitan Life Ins Co | NY | 0 | 1,712 | 2,836 | 2,574 | 5.89 | 53.93 |
| 5 | 69000 | 860 | Northwestern Long Term Care Ins Co | WI | 25 | 842 | 2,437 | 228 | 5.06 | 58.99 |
| 6 | 71412 | 261 | Mutual Of Omaha Ins Co | NE | 43 | 861 | 2,090 | 445 | 4.34 | 63.33 |
| 7 | 66915 | 826 | New York Life Ins Co | NY | 57 | 1,055 | 1,996 | 618 | 4.15 | 67.48 |
| 8 | 25178 | 176 | State Farm Mut Auto Ins Co | IL | 0 | 829 | 1,775 | 1,316 | 3.69 | 71.17 |
| 9 | 61263 | 233 | Bankers Life & Cas Co | IL | 0 | 890 | 1,752 | 2,988 | 3.64 | 74.81 |
| 10 | 20443 | 218 | Continental Cas Co | IL | 0 | 1,413 | 1,337 | 3,308 | 2.78 | 77.59 |
| | | | ** STATE TOTAL ** | | 828 | 31,424 | 48,116 | 43,021 | 100.00 | 100.00 |

CAUTION: The information contained on this page is unaudited and not a complete analysis nor is it an expression of opinion on any insurer. This page may contain inadvertent errors.

**2021 LONG-TERM CARE INSURANCE EXPERIENCE REPORTING FORM 5
STAND - ALONE LTC MARKET SHARE - TOP TEN COMPANIES
BY ACTUAL EARNED PREMIUMS**

NEW HAMPSHIRE

| Rank | Company Code | Group Code | Company Name | State of Domicile | NBR of New Lives Insured | NBR of Lives In Force Year End | Earned Premiums | Incurred Claims | Market Share Percentage | Cummulative Market Share |
|------|--------------|------------|------------------------------------|-------------------|--------------------------|--------------------------------|-----------------|-----------------|-------------------------|--------------------------|
| 1 | 70025 | 4011 | Genworth Life Ins Co | DE | 5 | 6,326 | 13,353 | 16,492 | 23.18 | 23.18 |
| 2 | 65838 | 904 | John Hancock Life Ins Co USA | MI | 0 | 4,400 | 9,491 | 7,814 | 16.48 | 39.66 |
| 3 | 61263 | 233 | Bankers Life & Cas Co | IL | 73 | 2,270 | 4,517 | 7,907 | 7.84 | 47.50 |
| 4 | 65978 | 241 | Metropolitan Life Ins Co | NY | 0 | 2,392 | 4,345 | 5,159 | 7.54 | 55.05 |
| 5 | 69000 | 860 | Northwestern Long Term Care Ins Co | WI | 31 | 1,140 | 4,295 | 1,761 | 7.46 | 62.50 |
| 6 | 71412 | 261 | Mutual Of Omaha Ins Co | NE | 56 | 1,186 | 3,051 | 266 | 5.30 | 67.80 |
| 7 | 62235 | 565 | Unum Life Ins Co Of Amer | ME | 638 | 4,989 | 3,044 | 7,158 | 5.28 | 73.08 |
| 8 | 65935 | 435 | Massachusetts Mut Life Ins Co | MA | 0 | 526 | 2,550 | 822 | 4.43 | 77.51 |
| 9 | 86231 | 468 | Transamerica Life Ins Co | IA | 32 | 1,024 | 2,339 | 2,699 | 4.06 | 81.57 |
| 10 | 65005 | 4 | RiverSource Life Ins Co | MN | 0 | 838 | 1,868 | 4,026 | 3.24 | 84.81 |
| | | | ** STATE TOTAL ** | | 892 | 29,552 | 57,600 | 68,589 | 100.00 | 100.00 |

CAUTION: The information contained on this page is unaudited and not a complete analysis nor is it an expression of opinion on any insurer. This page may contain inadvertent errors.

**2021 LONG-TERM CARE INSURANCE EXPERIENCE REPORTING FORM 5
STAND - ALONE LTC MARKET SHARE - TOP TEN COMPANIES
BY ACTUAL EARNED PREMIUMS**

NEW JERSEY

| Rank | Company Code | Group Code | Company Name | State of Domicile | NBR of New Lives Insured | NBR of Lives In Force Year End | Earned Premiums | Incurred Claims | Market Share Percentage | Cummulative Market Share |
|------|--------------|------------|------------------------------------|-------------------|--------------------------|--------------------------------|-----------------|-----------------|-------------------------|--------------------------|
| 1 | 70025 | 4011 | Genworth Life Ins Co | DE | 44 | 43,401 | 134,194 | 140,919 | 26.57 | 26.57 |
| 2 | 65838 | 904 | John Hancock Life Ins Co USA | MI | 0 | 32,983 | 76,869 | 89,269 | 15.22 | 41.79 |
| 3 | 62235 | 565 | Unum Life Ins Co Of Amer | ME | 574 | 18,427 | 50,733 | 31,599 | 10.04 | 51.83 |
| 4 | 65978 | 241 | Metropolitan Life Ins Co | NY | 1 | 24,263 | 42,666 | 44,847 | 8.45 | 60.28 |
| 5 | 68241 | 304 | Prudential Ins Co Of Amer | NJ | 0 | 17,164 | 39,669 | 31,621 | 7.85 | 68.13 |
| 6 | 87726 | 4932 | Brighthouse Life Ins Co | DE | 0 | 4,946 | 21,815 | 52,971 | 4.32 | 72.45 |
| 7 | 69000 | 860 | Northwestern Long Term Care Ins Co | WI | 227 | 5,740 | 21,313 | 3,690 | 4.22 | 76.67 |
| 8 | 20443 | 218 | Continental Cas Co | IL | 0 | 13,998 | 21,296 | 38,808 | 4.22 | 80.89 |
| 9 | 71412 | 261 | Mutual Of Omaha Ins Co | NE | 638 | 6,289 | 17,401 | 3,414 | 3.45 | 84.33 |
| 10 | 65935 | 435 | Massachusetts Mut Life Ins Co | MA | 10 | 3,614 | 11,193 | 4,658 | 2.22 | 86.55 |
| | | | ** STATE TOTAL ** | | 2,386 | 201,314 | 505,096 | 517,263 | 100.00 | 100.00 |

CAUTION: The information contained on this page is unaudited and not a complete analysis nor is it an expression of opinion on any insurer. This page may contain inadvertent errors.

**2021 LONG-TERM CARE INSURANCE EXPERIENCE REPORTING FORM 5
STAND - ALONE LTC MARKET SHARE - TOP TEN COMPANIES
BY ACTUAL EARNED PREMIUMS**

NEW MEXICO

| Rank | Company Code | Group Code | Company Name | State of Domicile | NBR of New Lives Insured | NBR of Lives In Force Year End | Earned Premiums | Incurred Claims | Market Share Percentage | Cummulative Market Share |
|------|--------------|------------|------------------------------------|-------------------|--------------------------|--------------------------------|-----------------|-----------------|-------------------------|--------------------------|
| 1 | 70025 | 4011 | Genworth Life Ins Co | DE | 6 | 6,257 | 11,202 | 19,125 | 24.01 | 24.01 |
| 2 | 65838 | 904 | John Hancock Life Ins Co USA | MI | 0 | 4,118 | 7,535 | 5,715 | 16.15 | 40.16 |
| 3 | 69000 | 860 | Northwestern Long Term Care Ins Co | WI | 25 | 1,135 | 3,260 | 137 | 6.99 | 47.15 |
| 4 | 65978 | 241 | Metropolitan Life Ins Co | NY | 0 | 1,704 | 2,943 | 4,805 | 6.31 | 53.46 |
| 5 | 71412 | 261 | Mutual Of Omaha Ins Co | NE | 48 | 1,573 | 2,582 | 923 | 5.53 | 59.00 |
| 6 | 62235 | 565 | Unum Life Ins Co Of Amer | ME | 229 | 16,511 | 2,349 | 2,726 | 5.04 | 64.03 |
| 7 | 66915 | 826 | New York Life Ins Co | NY | 42 | 1,117 | 2,203 | 2,039 | 4.72 | 68.75 |
| 8 | 25178 | 176 | State Farm Mut Auto Ins Co | IL | 0 | 840 | 1,672 | 2,035 | 3.58 | 72.34 |
| 9 | 68241 | 304 | Prudential Ins Co Of Amer | NJ | 0 | 698 | 1,623 | 3,030 | 3.48 | 75.82 |
| 10 | 71404 | 0 | Continental Gen Ins Co | TX | 0 | 1,061 | 1,563 | 2,057 | 3.35 | 79.17 |
| | | | ** STATE TOTAL ** | | 446 | 40,897 | 46,651 | 55,967 | 100.00 | 100.00 |

CAUTION: The information contained on this page is unaudited and not a complete analysis nor is it an expression of opinion on any insurer. This page may contain inadvertent errors.

**2021 LONG-TERM CARE INSURANCE EXPERIENCE REPORTING FORM 5
STAND - ALONE LTC MARKET SHARE - TOP TEN COMPANIES
BY ACTUAL EARNED PREMIUMS**

NEW YORK

| Rank | Company Code | Group Code | Company Name | State of Domicile | NBR of New Lives Insured | NBR of Lives In Force Year End | Earned Premiums | Incurred Claims | Market Share Percentage | Cummulative Market Share |
|------|--------------|------------|------------------------------------|-------------------|--------------------------|--------------------------------|-----------------|-----------------|-------------------------|--------------------------|
| 1 | 72990 | 4011 | Genworth Life Ins Co of NY | NY | 37 | 76,361 | 239,306 | 322,590 | 24.06 | 24.06 |
| 2 | 93610 | 904 | John Hancock Life & Hlth Ins Co | MA | 0 | 46,433 | 164,443 | 294,991 | 16.53 | 40.59 |
| 3 | 65978 | 241 | Metropolitan Life Ins Co | NY | 4 | 44,822 | 99,210 | 111,864 | 9.97 | 50.57 |
| 4 | 64297 | 565 | First Unum Life Ins Co | NY | 1,165 | 38,032 | 76,258 | 165,021 | 7.67 | 58.23 |
| 5 | 68241 | 304 | Prudential Ins Co Of Amer | NJ | 0 | 25,595 | 57,293 | 56,220 | 5.76 | 63.99 |
| 6 | 87726 | 4932 | Brighthouse Life Ins Co | DE | 0 | 14,759 | 54,056 | 219,629 | 5.43 | 69.43 |
| 7 | 69000 | 860 | Northwestern Long Term Care Ins Co | WI | 351 | 12,205 | 46,051 | 11,017 | 4.63 | 74.06 |
| 8 | 83437 | 1186 | MedAmerica Ins Co of NY | NY | 0 | 19,577 | 45,905 | 47,937 | 4.62 | 78.67 |
| 9 | 20443 | 218 | Continental Cas Co | IL | 0 | 20,569 | 32,404 | 92,127 | 3.26 | 81.93 |
| 10 | 66915 | 826 | New York Life Ins Co | NY | 514 | 12,085 | 31,492 | 18,513 | 3.17 | 85.10 |
| | | | ** STATE TOTAL ** | | 4,606 | 379,021 | 994,643 | 1,497,160 | 100.00 | 100.00 |

CAUTION: The information contained on this page is unaudited and not a complete analysis nor is it an expression of opinion on any insurer. This page may contain inadvertent errors.

**2021 LONG-TERM CARE INSURANCE EXPERIENCE REPORTING FORM 5
STAND - ALONE LTC MARKET SHARE - TOP TEN COMPANIES
BY ACTUAL EARNED PREMIUMS**

NORTH CAROLINA

| Rank | Company Code | Group Code | Company Name | State of Domicile | NBR of New Lives Insured | NBR of Lives In Force Year End | Earned Premiums | Incurred Claims | Market Share Percentage | Cummulative Market Share |
|------|--------------|------------|------------------------------------|-------------------|--------------------------|--------------------------------|-----------------|-----------------|-------------------------|--------------------------|
| 1 | 70025 | 4011 | Genworth Life Ins Co | DE | 72 | 36,752 | 80,122 | 106,399 | 21.38 | 21.38 |
| 2 | 65838 | 904 | John Hancock Life Ins Co USA | MI | 0 | 26,870 | 51,790 | 51,385 | 13.82 | 35.19 |
| 3 | 71129 | 917 | Dearborn Life Ins Co | IL | 0 | 45 | 37,383 | 64,665 | 9.97 | 45.17 |
| 4 | 69000 | 860 | Northwestern Long Term Care Ins Co | WI | 295 | 11,520 | 33,195 | 10,620 | 8.86 | 54.02 |
| 5 | 65978 | 241 | Metropolitan Life Ins Co | NY | 0 | 11,167 | 17,051 | 23,207 | 4.55 | 58.57 |
| 6 | 71412 | 261 | Mutual Of Omaha Ins Co | NE | 367 | 7,389 | 16,336 | 6,648 | 4.36 | 62.93 |
| 7 | 61263 | 233 | Bankers Life & Cas Co | IL | 57 | 8,205 | 15,614 | 15,886 | 4.17 | 67.10 |
| 8 | 86231 | 468 | Transamerica Life Ins Co | IA | 84 | 5,205 | 11,940 | 15,060 | 3.19 | 70.28 |
| 9 | 62235 | 565 | Unum Life Ins Co Of Amer | ME | 722 | 16,902 | 11,035 | 25,485 | 2.94 | 73.23 |
| 10 | 68241 | 304 | Prudential Ins Co Of Amer | NJ | 0 | 5,385 | 11,012 | 4,752 | 2.94 | 76.16 |
| | | | ** STATE TOTAL ** | | 2,818 | 179,415 | 374,818 | 461,700 | 100.00 | 100.00 |

CAUTION: The information contained on this page is unaudited and not a complete analysis nor is it an expression of opinion on any insurer. This page may contain inadvertent errors.

**2021 LONG-TERM CARE INSURANCE EXPERIENCE REPORTING FORM 5
STAND - ALONE LTC MARKET SHARE - TOP TEN COMPANIES
BY ACTUAL EARNED PREMIUMS**

NORTH DAKOTA

| Rank | Company Code | Group Code | Company Name | State of Domicile | NBR of New Lives Insured | NBR of Lives In Force Year End | Earned Premiums | Incurred Claims | Market Share Percentage | Cummulative Market Share |
|------|--------------|------------|------------------------------------|-------------------|--------------------------|--------------------------------|-----------------|-----------------|-------------------------|--------------------------|
| 1 | 86231 | 468 | Transamerica Life Ins Co | IA | 6 | 5,004 | 10,677 | 19,399 | 16.35 | 16.35 |
| 2 | 70025 | 4011 | Genworth Life Ins Co | DE | 1 | 3,151 | 8,261 | 6,514 | 12.65 | 29.00 |
| 3 | 56014 | 0 | Thrivent Financial For Lutherans | WI | 47 | 3,652 | 6,610 | 10,421 | 10.12 | 39.13 |
| 4 | 65838 | 904 | John Hancock Life Ins Co USA | MI | 0 | 2,493 | 6,484 | 3,356 | 9.93 | 49.06 |
| 5 | 69515 | 1186 | Medamerica Ins Co | PA | 0 | 2,585 | 4,808 | 2,841 | 7.36 | 56.42 |
| 6 | 71412 | 261 | Mutual Of Omaha Ins Co | NE | 35 | 2,107 | 4,331 | 6,633 | 6.63 | 63.05 |
| 7 | 69000 | 860 | Northwestern Long Term Care Ins Co | WI | 36 | 1,206 | 3,199 | 1,425 | 4.90 | 67.95 |
| 8 | 55891 | 0 | BCBS of ND | ND | 0 | 1,113 | 1,799 | 1,767 | 2.76 | 70.71 |
| 9 | 62952 | 4888 | SILAC Ins Co | UT | 0 | 601 | 1,785 | 2,894 | 2.73 | 73.44 |
| 10 | 58033 | 0 | Knights Of Columbus | CT | 6 | 909 | 1,529 | 1,638 | 2.34 | 75.78 |
| | | | ** STATE TOTAL ** | | 226 | 31,450 | 65,296 | 82,230 | 100.00 | 100.00 |

CAUTION: The information contained on this page is unaudited and not a complete analysis nor is it an expression of opinion on any insurer. This page may contain inadvertent errors.

**2021 LONG-TERM CARE INSURANCE EXPERIENCE REPORTING FORM 5
STAND - ALONE LTC MARKET SHARE - TOP TEN COMPANIES
BY ACTUAL EARNED PREMIUMS**

OHIO

| Rank | Company Code | Group Code | Company Name | State of Domicile | NBR of New Lives Insured | NBR of Lives In Force Year End | Earned Premiums | Incurred Claims | Market Share Percentage | Cummulative Market Share |
|------|--------------|------------|------------------------------------|-------------------|--------------------------|--------------------------------|-----------------|-----------------|-------------------------|--------------------------|
| 1 | 70025 | 4011 | Genworth Life Ins Co | DE | 40 | 43,395 | 99,035 | 111,415 | 21.07 | 21.07 |
| 2 | 61883 | 1117 | ManhattanLife Ins & Ann Co | TX | 0 | 46 | 73,988 | (101,716) | 15.74 | 36.81 |
| 3 | 65838 | 904 | John Hancock Life Ins Co USA | MI | 0 | 28,136 | 54,511 | 66,737 | 11.60 | 48.41 |
| 4 | 68241 | 304 | Prudential Ins Co Of Amer | NJ | 0 | 20,146 | 36,653 | 30,618 | 7.80 | 56.21 |
| 5 | 69000 | 860 | Northwestern Long Term Care Ins Co | WI | 310 | 9,800 | 29,888 | 7,524 | 6.36 | 62.57 |
| 6 | 65978 | 241 | Metropolitan Life Ins Co | NY | 0 | 11,868 | 19,612 | 23,023 | 4.17 | 66.74 |
| 7 | 62235 | 565 | Unum Life Ins Co Of Amer | ME | 1,840 | 31,155 | 19,063 | 28,463 | 4.06 | 70.80 |
| 8 | 20443 | 218 | Continental Cas Co | IL | 0 | 8,976 | 15,108 | 29,997 | 3.21 | 74.01 |
| 9 | 71412 | 261 | Mutual Of Omaha Ins Co | NE | 264 | 6,492 | 13,978 | 4,272 | 2.97 | 76.99 |
| 10 | 65005 | 4 | RiverSource Life Ins Co | MN | 0 | 4,881 | 10,080 | 24,686 | 2.14 | 79.13 |
| | | | ** STATE TOTAL ** | | 3,064 | 217,392 | 470,002 | 366,533 | 100.00 | 100.00 |

CAUTION: The information contained on this page is unaudited and not a complete analysis nor is it an expression of opinion on any insurer. This page may contain inadvertent errors.

**2021 LONG-TERM CARE INSURANCE EXPERIENCE REPORTING FORM 5
STAND - ALONE LTC MARKET SHARE - TOP TEN COMPANIES
BY ACTUAL EARNED PREMIUMS**

OKLAHOMA

| Rank | Company Code | Group Code | Company Name | State of Domicile | NBR of New Lives Insured | NBR of Lives In Force Year End | Earned Premiums | Incurred Claims | Market Share Percentage | Cummulative Market Share |
|------|--------------|------------|------------------------------------|-------------------|--------------------------|--------------------------------|-----------------|-----------------|-------------------------|--------------------------|
| 1 | 70025 | 4011 | Genworth Life Ins Co | DE | 11 | 8,759 | 19,827 | 26,435 | 22.03 | 22.03 |
| 2 | 65838 | 904 | John Hancock Life Ins Co USA | MI | 0 | 6,522 | 11,114 | 8,191 | 12.35 | 34.38 |
| 3 | 69000 | 860 | Northwestern Long Term Care Ins Co | WI | 27 | 1,597 | 4,690 | 3,635 | 5.21 | 39.60 |
| 4 | 65978 | 241 | Metropolitan Life Ins Co | NY | 0 | 3,332 | 4,567 | 4,609 | 5.08 | 44.67 |
| 5 | 66915 | 826 | New York Life Ins Co | NY | 40 | 2,250 | 4,033 | 2,203 | 4.48 | 49.15 |
| 6 | 25178 | 176 | State Farm Mut Auto Ins Co | IL | 0 | 2,019 | 3,761 | 4,000 | 4.18 | 53.33 |
| 7 | 71412 | 261 | Mutual Of Omaha Ins Co | NE | 76 | 1,838 | 3,743 | 2,914 | 4.16 | 57.49 |
| 8 | 61263 | 233 | Bankers Life & Cas Co | IL | 4 | 1,968 | 3,690 | 4,196 | 4.10 | 61.59 |
| 9 | 86231 | 468 | Transamerica Life Ins Co | IA | 15 | 1,978 | 3,408 | 5,819 | 3.79 | 65.38 |
| 10 | 62235 | 565 | Unum Life Ins Co Of Amer | ME | 154 | 6,389 | 3,249 | 4,034 | 3.61 | 68.99 |
| | | | ** STATE TOTAL ** | | 420 | 53,752 | 89,985 | 108,964 | 100.00 | 100.00 |

CAUTION: The information contained on this page is unaudited and not a complete analysis nor is it an expression of opinion on any insurer. This page may contain inadvertent errors.

**2021 LONG-TERM CARE INSURANCE EXPERIENCE REPORTING FORM 5
STAND - ALONE LTC MARKET SHARE - TOP TEN COMPANIES
BY ACTUAL EARNED PREMIUMS**

OREGON

| Rank | Company Code | Group Code | Company Name | State of Domicile | NBR of New Lives Insured | NBR of Lives In Force Year End | Earned Premiums | Incurred Claims | Market Share Percentage | Cummulative Market Share |
|------|--------------|------------|------------------------------------|-------------------|--------------------------|--------------------------------|-----------------|-----------------|-------------------------|--------------------------|
| 1 | 70025 | 4011 | Genworth Life Ins Co | DE | 17 | 10,291 | 25,467 | 22,964 | 18.31 | 18.31 |
| 2 | 65838 | 904 | John Hancock Life Ins Co USA | MI | 0 | 8,972 | 18,366 | 16,700 | 13.21 | 31.52 |
| 3 | 62235 | 565 | Unum Life Ins Co Of Amer | ME | 915 | 18,956 | 15,394 | 15,302 | 11.07 | 42.59 |
| 4 | 69000 | 860 | Northwestern Long Term Care Ins Co | WI | 120 | 3,186 | 10,391 | 3,981 | 7.47 | 50.06 |
| 5 | 65978 | 241 | Metropolitan Life Ins Co | NY | 0 | 4,665 | 7,357 | 6,883 | 5.29 | 55.35 |
| 6 | 25178 | 176 | State Farm Mut Auto Ins Co | IL | 0 | 3,176 | 6,491 | 4,640 | 4.67 | 60.01 |
| 7 | 20443 | 218 | Continental Cas Co | IL | 0 | 4,636 | 6,348 | 14,842 | 4.56 | 64.58 |
| 8 | 61263 | 233 | Bankers Life & Cas Co | IL | 13 | 2,927 | 5,545 | 6,127 | 3.99 | 68.57 |
| 9 | 71412 | 261 | Mutual Of Omaha Ins Co | NE | 164 | 2,546 | 5,358 | 1,774 | 3.85 | 72.42 |
| 10 | 86231 | 468 | Transamerica Life Ins Co | IA | 94 | 2,488 | 4,098 | 3,754 | 2.95 | 75.36 |
| | | | ** STATE TOTAL ** | | 1,679 | 79,899 | 139,077 | 136,229 | 100.00 | 100.00 |

CAUTION: The information contained on this page is unaudited and not a complete analysis nor is it an expression of opinion on any insurer. This page may contain inadvertent errors.

**2021 LONG-TERM CARE INSURANCE EXPERIENCE REPORTING FORM 5
STAND - ALONE LTC MARKET SHARE - TOP TEN COMPANIES
BY ACTUAL EARNED PREMIUMS**

PENNSYLVANIA

| Rank | Company Code | Group Code | Company Name | State of Domicile | NBR of New Lives Insured | NBR of Lives In Force Year End | Earned Premiums | Incurred Claims | Market Share Percentage | Cummulative Market Share |
|------|--------------|------------|------------------------------------|-------------------|--------------------------|--------------------------------|-----------------|-----------------|-------------------------|--------------------------|
| 1 | 70025 | 4011 | Genworth Life Ins Co | DE | 40 | 48,635 | 129,544 | 126,906 | 26.39 | 26.39 |
| 2 | 65838 | 904 | John Hancock Life Ins Co USA | MI | 0 | 31,052 | 71,064 | 76,837 | 14.48 | 40.86 |
| 3 | 65978 | 241 | Metropolitan Life Ins Co | NY | 0 | 20,527 | 37,368 | 33,967 | 7.61 | 48.48 |
| 4 | 20443 | 218 | Continental Cas Co | IL | 0 | 18,241 | 32,802 | 47,987 | 6.68 | 55.16 |
| 5 | 62235 | 565 | Unum Life Ins Co Of Amer | ME | 822 | 27,745 | 26,128 | 34,645 | 5.32 | 60.48 |
| 6 | 69000 | 860 | Northwestern Long Term Care Ins Co | WI | 233 | 7,243 | 23,311 | 10,255 | 4.75 | 65.23 |
| 7 | 68241 | 304 | Prudential Ins Co Of Amer | NJ | 0 | 9,191 | 19,620 | 17,028 | 4.00 | 69.22 |
| 8 | 71412 | 261 | Mutual Of Omaha Ins Co | NE | 282 | 6,426 | 15,781 | 3,628 | 3.21 | 72.44 |
| 9 | 65935 | 435 | Massachusetts Mut Life Ins Co | MA | 3 | 5,793 | 14,437 | 7,670 | 2.94 | 75.38 |
| 10 | 86231 | 468 | Transamerica Life Ins Co | IA | 48 | 5,463 | 11,887 | 12,940 | 2.42 | 77.80 |
| | | | ** STATE TOTAL ** | | 1,988 | 233,948 | 490,920 | 538,828 | 100.00 | 100.00 |

CAUTION: The information contained on this page is unaudited and not a complete analysis nor is it an expression of opinion on any insurer. This page may contain inadvertent errors.

**2021 LONG-TERM CARE INSURANCE EXPERIENCE REPORTING FORM 5
STAND - ALONE LTC MARKET SHARE - TOP TEN COMPANIES
BY ACTUAL EARNED PREMIUMS**

RHODE ISLAND

| Rank | Company Code | Group Code | Company Name | State of Domicile | NBR of New Lives Insured | NBR of Lives In Force Year End | Earned Premiums | Incurred Claims | Market Share Percentage | Cummulative Market Share |
|------|--------------|------------|------------------------------------|-------------------|--------------------------|--------------------------------|-----------------|-----------------|-------------------------|--------------------------|
| 1 | 70025 | 4011 | Genworth Life Ins Co | DE | 6 | 4,118 | 10,208 | 9,832 | 26.37 | 26.37 |
| 2 | 65838 | 904 | John Hancock Life Ins Co USA | MI | 0 | 3,408 | 7,289 | 10,516 | 18.83 | 45.20 |
| 3 | 65978 | 241 | Metropolitan Life Ins Co | NY | 0 | 2,305 | 3,526 | 3,845 | 9.11 | 54.31 |
| 4 | 69000 | 860 | Northwestern Long Term Care Ins Co | WI | 22 | 808 | 2,672 | 168 | 6.90 | 61.21 |
| 5 | 62235 | 565 | Unum Life Ins Co Of Amer | ME | 64 | 1,928 | 2,220 | 5,975 | 5.73 | 66.94 |
| 6 | 71412 | 261 | Mutual Of Omaha Ins Co | NE | 31 | 666 | 1,952 | 257 | 5.04 | 71.99 |
| 7 | 61263 | 233 | Bankers Life & Cas Co | IL | 12 | 805 | 1,413 | 883 | 3.65 | 75.64 |
| 8 | 87726 | 4932 | BrightHouse Life Ins Co | DE | 0 | 350 | 1,307 | 1,309 | 3.38 | 79.01 |
| 9 | 86231 | 468 | Transamerica Life Ins Co | IA | 4 | 672 | 1,264 | 1,505 | 3.27 | 82.28 |
| 10 | 65935 | 435 | Massachusetts Mut Life Ins Co | MA | 0 | 306 | 1,147 | 615 | 2.96 | 85.24 |
| | | | ** STATE TOTAL ** | | 186 | 18,350 | 38,712 | 42,199 | 100.00 | 100.00 |

CAUTION: The information contained on this page is unaudited and not a complete analysis nor is it an expression of opinion on any insurer. This page may contain inadvertent errors.

**2021 LONG-TERM CARE INSURANCE EXPERIENCE REPORTING FORM 5
STAND - ALONE LTC MARKET SHARE - TOP TEN COMPANIES
BY ACTUAL EARNED PREMIUMS**

SOUTH CAROLINA

| Rank | Company Code | Group Code | Company Name | State of Domicile | NBR of New Lives Insured | NBR of Lives In Force Year End | Earned Premiums | Incurred Claims | Market Share Percentage | Cummulative Market Share |
|------|--------------|------------|------------------------------------|-------------------|--------------------------|--------------------------------|-----------------|-----------------|-------------------------|--------------------------|
| 1 | 70025 | 4011 | Genworth Life Ins Co | DE | 14 | 17,347 | 41,090 | 59,230 | 24.83 | 24.83 |
| 2 | 65838 | 904 | John Hancock Life Ins Co USA | MI | 0 | 11,692 | 23,023 | 21,800 | 13.91 | 38.75 |
| 3 | 68241 | 304 | Prudential Ins Co Of Amer | NJ | 0 | 7,924 | 15,170 | 7,881 | 9.17 | 47.92 |
| 4 | 69000 | 860 | Northwestern Long Term Care Ins Co | WI | 83 | 4,274 | 12,877 | 7,417 | 7.78 | 55.70 |
| 5 | 71412 | 261 | Mutual Of Omaha Ins Co | NE | 176 | 3,780 | 7,856 | 1,886 | 4.75 | 60.45 |
| 6 | 65978 | 241 | Metropolitan Life Ins Co | NY | 0 | 4,498 | 7,116 | 8,184 | 4.30 | 64.75 |
| 7 | 86231 | 468 | Transamerica Life Ins Co | IA | 24 | 2,596 | 5,744 | 7,624 | 3.47 | 68.22 |
| 8 | 65935 | 435 | Massachusetts Mut Life Ins Co | MA | 3 | 2,352 | 5,428 | 3,461 | 3.28 | 71.50 |
| 9 | 61263 | 233 | Bankers Life & Cas Co | IL | 5 | 2,351 | 4,868 | 3,345 | 2.94 | 74.44 |
| 10 | 66915 | 826 | New York Life Ins Co | NY | 82 | 2,331 | 4,437 | 1,918 | 2.68 | 77.12 |
| | | | ** STATE TOTAL ** | | 703 | 85,648 | 165,462 | 186,330 | 100.00 | 100.00 |

CAUTION: The information contained on this page is unaudited and not a complete analysis nor is it an expression of opinion on any insurer. This page may contain inadvertent errors.

**2021 LONG-TERM CARE INSURANCE EXPERIENCE REPORTING FORM 5
STAND - ALONE LTC MARKET SHARE - TOP TEN COMPANIES
BY ACTUAL EARNED PREMIUMS**

SOUTH DAKOTA

| Rank | Company Code | Group Code | Company Name | State of Domicile | NBR of New Lives Insured | NBR of Lives In Force Year End | Earned Premiums | Incurred Claims | Market Share Percentage | Cummulative Market Share |
|------|--------------|------------|------------------------------------|-------------------|--------------------------|--------------------------------|-----------------|-----------------|-------------------------|--------------------------|
| 1 | 70025 | 4011 | Genworth Life Ins Co | DE | 24 | 4,889 | 12,567 | 9,810 | 16.82 | 16.82 |
| 2 | 56014 | 0 | Thrivent Financial For Lutherans | WI | 54 | 3,489 | 6,104 | 12,929 | 8.17 | 24.99 |
| 3 | 65838 | 904 | John Hancock Life Ins Co USA | MI | 0 | 2,545 | 5,955 | 4,452 | 7.97 | 32.97 |
| 4 | 71412 | 261 | Mutual Of Omaha Ins Co | NE | 68 | 2,911 | 5,878 | 7,881 | 7.87 | 40.84 |
| 5 | 69000 | 860 | Northwestern Long Term Care Ins Co | WI | 30 | 1,924 | 5,227 | 619 | 7.00 | 47.83 |
| 6 | 86231 | 468 | Transamerica Life Ins Co | IA | 2 | 2,114 | 4,523 | 10,037 | 6.05 | 53.89 |
| 7 | 66915 | 826 | New York Life Ins Co | NY | 38 | 2,173 | 4,371 | 1,395 | 5.85 | 59.74 |
| 8 | 71471 | 0 | Ability Ins Co | NE | 0 | 1,296 | 3,359 | 5,910 | 4.50 | 64.24 |
| 9 | 62235 | 565 | Unum Life Ins Co Of Amer | ME | 970 | 9,763 | 3,340 | 1,229 | 4.47 | 68.71 |
| 10 | 25178 | 176 | State Farm Mut Auto Ins Co | IL | 0 | 961 | 2,448 | 1,182 | 3.28 | 71.98 |
| | | | ** STATE TOTAL ** | | 1,345 | 42,793 | 74,699 | 78,447 | 100.00 | 100.00 |

CAUTION: The information contained on this page is unaudited and not a complete analysis nor is it an expression of opinion on any insurer. This page may contain inadvertent errors.

**2021 LONG-TERM CARE INSURANCE EXPERIENCE REPORTING FORM 5
STAND - ALONE LTC MARKET SHARE - TOP TEN COMPANIES
BY ACTUAL EARNED PREMIUMS**

TENNESSEE

| Rank | Company Code | Group Code | Company Name | State of Domicile | NBR of New Lives Insured | NBR of Lives In Force Year End | Earned Premiums | Incurred Claims | Market Share Percentage | Cummulative Market Share |
|------|--------------|------------|------------------------------------|-------------------|--------------------------|--------------------------------|-----------------|-----------------|-------------------------|--------------------------|
| 1 | 70025 | 4011 | Genworth Life Ins Co | DE | 15 | 23,505 | 54,369 | 74,892 | 23.56 | 23.56 |
| 2 | 65838 | 904 | John Hancock Life Ins Co USA | MI | 0 | 14,318 | 29,028 | 32,458 | 12.58 | 36.14 |
| 3 | 69000 | 860 | Northwestern Long Term Care Ins Co | WI | 175 | 6,958 | 19,563 | 7,435 | 8.48 | 44.62 |
| 4 | 65978 | 241 | Metropolitan Life Ins Co | NY | 0 | 11,585 | 16,184 | 18,201 | 7.01 | 51.63 |
| 5 | 62235 | 565 | Unum Life Ins Co Of Amer | ME | 1,094 | 27,378 | 13,586 | 15,028 | 5.89 | 57.52 |
| 6 | 20443 | 218 | Continental Cas Co | IL | 0 | 5,655 | 9,750 | 19,952 | 4.23 | 61.75 |
| 7 | 71412 | 261 | Mutual Of Omaha Ins Co | NE | 202 | 4,253 | 9,253 | 3,926 | 4.01 | 65.76 |
| 8 | 69515 | 1186 | Medamerica Ins Co | PA | 0 | 4,531 | 7,271 | 2,397 | 3.15 | 68.91 |
| 9 | 86231 | 468 | Transamerica Life Ins Co | IA | 32 | 2,982 | 6,981 | 9,329 | 3.03 | 71.93 |
| 10 | 65935 | 435 | Massachusetts Mut Life Ins Co | MA | 6 | 2,341 | 6,456 | 3,453 | 2.80 | 74.73 |
| | | | ** STATE TOTAL ** | | 1,754 | 130,589 | 230,748 | 225,831 | 100.00 | 100.00 |

CAUTION: The information contained on this page is unaudited and not a complete analysis nor is it an expression of opinion on any insurer. This page may contain inadvertent errors.

**2021 LONG-TERM CARE INSURANCE EXPERIENCE REPORTING FORM 5
STAND - ALONE LTC MARKET SHARE - TOP TEN COMPANIES
BY ACTUAL EARNED PREMIUMS**

TEXAS

| Rank | Company Code | Group Code | Company Name | State of Domicile | NBR of New Lives Insured | NBR of Lives In Force Year End | Earned Premiums | Incurred Claims | Market Share Percentage | Cummulative Market Share |
|------|--------------|------------|------------------------------------|-------------------|--------------------------|--------------------------------|-----------------|-----------------|-------------------------|--------------------------|
| 1 | 70025 | 4011 | Genworth Life Ins Co | DE | 105 | 64,296 | 138,923 | 152,503 | 20.54 | 20.54 |
| 2 | 65838 | 904 | John Hancock Life Ins Co USA | MI | 0 | 57,665 | 94,199 | 85,991 | 13.93 | 34.47 |
| 3 | 69000 | 860 | Northwestern Long Term Care Ins Co | WI | 413 | 13,762 | 40,506 | 19,822 | 5.99 | 40.46 |
| 4 | 86231 | 468 | Transamerica Life Ins Co | IA | 385 | 15,949 | 34,170 | 54,148 | 5.05 | 45.51 |
| 5 | 71412 | 261 | Mutual Of Omaha Ins Co | NE | 638 | 16,522 | 33,749 | 13,860 | 4.99 | 50.50 |
| 6 | 65978 | 241 | Metropolitan Life Ins Co | NY | 0 | 23,825 | 33,536 | 32,229 | 4.96 | 55.46 |
| 7 | 20443 | 218 | Continental Cas Co | IL | 0 | 35,015 | 27,306 | 28,481 | 4.04 | 59.50 |
| 8 | 66915 | 826 | New York Life Ins Co | NY | 411 | 12,590 | 25,938 | 15,269 | 3.84 | 63.33 |
| 9 | 25178 | 176 | State Farm Mut Auto Ins Co | IL | 0 | 12,071 | 25,104 | 22,046 | 3.71 | 67.04 |
| 10 | 62235 | 565 | Unum Life Ins Co Of Amer | ME | 3,234 | 45,019 | 24,992 | 35,903 | 3.70 | 70.74 |
| | | | ** STATE TOTAL ** | | 6,702 | 407,546 | 676,329 | 696,626 | 100.00 | 100.00 |

CAUTION: The information contained on this page is unaudited and not a complete analysis nor is it an expression of opinion on any insurer. This page may contain inadvertent errors.

**2021 LONG-TERM CARE INSURANCE EXPERIENCE REPORTING FORM 5
STAND - ALONE LTC MARKET SHARE - TOP TEN COMPANIES
BY ACTUAL EARNED PREMIUMS**

UTAH

| Rank | Company Code | Group Code | Company Name | State of Domicile | NBR of New Lives Insured | NBR of Lives In Force Year End | Earned Premiums | Incurred Claims | Market Share Percentage | Cummulative Market Share |
|------|--------------|------------|------------------------------------|-------------------|--------------------------|--------------------------------|-----------------|-----------------|-------------------------|--------------------------|
| 1 | 68241 | 304 | Prudential Ins Co Of Amer | NJ | 0 | 5,452 | 9,461 | 8,323 | 19.32 | 19.32 |
| 2 | 70025 | 4011 | Genworth Life Ins Co | DE | 6 | 3,904 | 7,775 | 7,217 | 15.88 | 35.20 |
| 3 | 69000 | 860 | Northwestern Long Term Care Ins Co | WI | 52 | 1,602 | 3,922 | 1,227 | 8.01 | 43.21 |
| 4 | 65838 | 904 | John Hancock Life Ins Co USA | MI | 0 | 2,541 | 3,915 | 2,641 | 8.00 | 51.21 |
| 5 | 65978 | 241 | Metropolitan Life Ins Co | NY | 0 | 2,780 | 3,304 | 2,702 | 6.75 | 57.96 |
| 6 | 71412 | 261 | Mutual Of Omaha Ins Co | NE | 31 | 1,139 | 2,215 | 1,092 | 4.52 | 62.48 |
| 7 | 20443 | 218 | Continental Cas Co | IL | 0 | 2,299 | 2,037 | 2,821 | 4.16 | 66.64 |
| 8 | 62235 | 565 | Unum Life Ins Co Of Amer | ME | 89 | 2,086 | 1,945 | 363 | 3.97 | 70.61 |
| 9 | 66915 | 826 | New York Life Ins Co | NY | 25 | 862 | 1,431 | 948 | 2.92 | 73.54 |
| 10 | 60054 | 1 | Aetna Life Ins Co | CT | 0 | 1,426 | 1,339 | 3,302 | 2.73 | 76.27 |
| | | | ** STATE TOTAL ** | | 293 | 31,163 | 48,962 | 42,122 | 100.00 | 100.00 |

CAUTION: The information contained on this page is unaudited and not a complete analysis nor is it an expression of opinion on any insurer. This page may contain inadvertent errors.

**2021 LONG-TERM CARE INSURANCE EXPERIENCE REPORTING FORM 5
STAND - ALONE LTC MARKET SHARE - TOP TEN COMPANIES
BY ACTUAL EARNED PREMIUMS**

VERMONT

| Rank | Company Code | Group Code | Company Name | State of Domicile | NBR of New Lives Insured | NBR of Lives In Force Year End | Earned Premiums | Incurred Claims | Market Share Percentage | Cummulative Market Share |
|------|--------------|------------|------------------------------------|-------------------|--------------------------|--------------------------------|-----------------|-----------------|-------------------------|--------------------------|
| 1 | 70025 | 4011 | Genworth Life Ins Co | DE | 0 | 4,142 | 7,891 | 10,752 | 32.09 | 32.09 |
| 2 | 65838 | 904 | John Hancock Life Ins Co USA | MI | 0 | 1,691 | 3,011 | 3,978 | 12.24 | 44.34 |
| 3 | 65978 | 241 | Metropolitan Life Ins Co | NY | 0 | 1,027 | 1,711 | 2,445 | 6.96 | 51.29 |
| 4 | 71412 | 261 | Mutual Of Omaha Ins Co | NE | 30 | 639 | 1,581 | 325 | 6.43 | 57.72 |
| 5 | 69000 | 860 | Northwestern Long Term Care Ins Co | WI | 3 | 383 | 1,579 | 0 | 6.42 | 64.14 |
| 6 | 62235 | 565 | Unum Life Ins Co Of Amer | ME | 214 | 2,561 | 1,336 | 2,017 | 5.43 | 69.58 |
| 7 | 61263 | 233 | Bankers Life & Cas Co | IL | 11 | 796 | 1,177 | 1,638 | 4.79 | 74.36 |
| 8 | 66915 | 826 | New York Life Ins Co | NY | 13 | 450 | 917 | 389 | 3.73 | 78.09 |
| 9 | 86231 | 468 | Transamerica Life Ins Co | IA | 0 | 499 | 884 | 670 | 3.59 | 81.69 |
| 10 | 65935 | 435 | Massachusetts Mut Life Ins Co | MA | 0 | 135 | 699 | 113 | 2.84 | 84.53 |
| | | | ** STATE TOTAL ** | | 277 | 14,710 | 24,590 | 33,060 | 100.00 | 100.00 |

CAUTION: The information contained on this page is unaudited and not a complete analysis nor is it an expression of opinion on any insurer. This page may contain inadvertent errors.

**2021 LONG-TERM CARE INSURANCE EXPERIENCE REPORTING FORM 5
STAND - ALONE LTC MARKET SHARE - TOP TEN COMPANIES
BY ACTUAL EARNED PREMIUMS**

VIRGINIA

| Rank | Company Code | Group Code | Company Name | State of Domicile | NBR of New Lives Insured | NBR of Lives In Force Year End | Earned Premiums | Incurred Claims | Market Share Percentage | Cummulative Market Share |
|------|--------------|------------|------------------------------------|-------------------|--------------------------|--------------------------------|-----------------|-----------------|-------------------------|--------------------------|
| 1 | 70025 | 4011 | Genworth Life Ins Co | DE | 155 | 60,130 | 126,890 | 104,008 | 28.47 | 28.47 |
| 2 | 65838 | 904 | John Hancock Life Ins Co USA | MI | 0 | 39,927 | 89,289 | 95,131 | 20.03 | 48.51 |
| 3 | 69000 | 860 | Northwestern Long Term Care Ins Co | WI | 207 | 7,524 | 24,177 | 5,977 | 5.42 | 53.93 |
| 4 | 65978 | 241 | Metropolitan Life Ins Co | NY | 1 | 14,675 | 24,020 | 23,918 | 5.39 | 59.32 |
| 5 | 71412 | 261 | Mutual Of Omaha Ins Co | NE | 290 | 9,183 | 17,667 | 10,518 | 3.96 | 63.28 |
| 6 | 20443 | 218 | Continental Cas Co | IL | 0 | 11,481 | 15,712 | 17,959 | 3.53 | 66.81 |
| 7 | 62235 | 565 | Unum Life Ins Co Of Amer | ME | 629 | 16,213 | 15,171 | 19,344 | 3.40 | 70.21 |
| 8 | 66915 | 826 | New York Life Ins Co | NY | 196 | 6,664 | 14,082 | 8,462 | 3.16 | 73.37 |
| 9 | 86231 | 468 | Transamerica Life Ins Co | IA | 89 | 6,131 | 13,927 | 19,336 | 3.12 | 76.50 |
| 10 | 65935 | 435 | Massachusetts Mut Life Ins Co | MA | 10 | 5,617 | 11,033 | 6,328 | 2.48 | 78.97 |
| | | | ** STATE TOTAL ** | | 1,903 | 226,782 | 445,677 | 341,127 | 100.00 | 100.00 |

CAUTION: The information contained on this page is unaudited and not a complete analysis nor is it an expression of opinion on any insurer. This page may contain inadvertent errors.

**2021 LONG-TERM CARE INSURANCE EXPERIENCE REPORTING FORM 5
STAND - ALONE LTC MARKET SHARE - TOP TEN COMPANIES
BY ACTUAL EARNED PREMIUMS**

WASHINGTON

| Rank | Company Code | Group Code | Company Name | State of Domicile | NBR of New Lives Insured | NBR of Lives In Force Year End | Earned Premiums | Incurred Claims | Market Share Percentage | Cummulative Market Share |
|------|--------------|------------|------------------------------------|-------------------|--------------------------|--------------------------------|-----------------|-----------------|-------------------------|--------------------------|
| 1 | 70025 | 4011 | Genworth Life Ins Co | DE | 3,363 | 31,898 | 67,430 | 68,851 | 20.74 | 20.74 |
| 2 | 65838 | 904 | John Hancock Life Ins Co USA | MI | 0 | 20,760 | 38,522 | 34,596 | 11.85 | 32.58 |
| 3 | 86231 | 468 | Transamerica Life Ins Co | IA | 56,670 | 65,648 | 32,080 | 25,645 | 9.87 | 42.45 |
| 4 | 69000 | 860 | Northwestern Long Term Care Ins Co | WI | 6,351 | 11,659 | 20,093 | 6,589 | 6.18 | 48.63 |
| 5 | 62235 | 565 | Unum Life Ins Co Of Amer | ME | 3,119 | 36,415 | 18,266 | 24,017 | 5.62 | 54.25 |
| 6 | 61263 | 233 | Bankers Life & Cas Co | IL | 8,534 | 15,454 | 17,556 | 14,848 | 5.40 | 59.65 |
| 7 | 65978 | 241 | Metropolitan Life Ins Co | NY | 0 | 7,976 | 13,778 | 12,926 | 4.24 | 63.88 |
| 8 | 71412 | 261 | Mutual Of Omaha Ins Co | NE | 3,606 | 8,347 | 13,081 | 2,765 | 4.02 | 67.91 |
| 9 | 66915 | 826 | New York Life Ins Co | NY | 11,543 | 15,879 | 11,671 | 3,908 | 3.59 | 71.49 |
| 10 | 56014 | 0 | Thrivent Financial For Lutherans | WI | 1,793 | 5,512 | 9,210 | 12,123 | 2.83 | 74.33 |
| | | | ** STATE TOTAL ** | | 115,788 | 280,213 | 325,166 | 305,266 | 100.00 | 100.00 |

CAUTION: The information contained on this page is unaudited and not a complete analysis nor is it an expression of opinion on any insurer. This page may contain inadvertent errors.

**2021 LONG-TERM CARE INSURANCE EXPERIENCE REPORTING FORM 5
STAND - ALONE LTC MARKET SHARE - TOP TEN COMPANIES
BY ACTUAL EARNED PREMIUMS**

WEST VIRGINIA

| Rank | Company Code | Group Code | Company Name | State of Domicile | NBR of New Lives Insured | NBR of Lives In Force Year End | Earned Premiums | Incurred Claims | Market Share Percentage | Cummulative Market Share |
|------|--------------|------------|------------------------------------|-------------------|--------------------------|--------------------------------|-----------------|-----------------|-------------------------|--------------------------|
| 1 | 70025 | 4011 | Genworth Life Ins Co | DE | 6 | 3,904 | 7,735 | 8,215 | 26.67 | 26.67 |
| 2 | 69000 | 860 | Northwestern Long Term Care Ins Co | WI | 26 | 1,621 | 4,960 | 1,417 | 17.10 | 43.77 |
| 3 | 65978 | 241 | Metropolitan Life Ins Co | NY | 0 | 1,617 | 2,592 | 2,905 | 8.94 | 52.71 |
| 4 | 65838 | 904 | John Hancock Life Ins Co USA | MI | 0 | 1,245 | 2,098 | 857 | 7.23 | 59.94 |
| 5 | 61263 | 233 | Bankers Life & Cas Co | IL | 6 | 950 | 1,624 | 1,088 | 5.60 | 65.54 |
| 6 | 71412 | 261 | Mutual Of Omaha Ins Co | NE | 19 | 567 | 1,303 | 1,148 | 4.49 | 70.03 |
| 7 | 65005 | 4 | RiverSource Life Ins Co | MN | 0 | 485 | 967 | 2,763 | 3.33 | 73.37 |
| 8 | 25178 | 176 | State Farm Mut Auto Ins Co | IL | 0 | 447 | 902 | 1,145 | 3.11 | 76.48 |
| 9 | 62235 | 565 | Unum Life Ins Co Of Amer | ME | 10 | 1,738 | 818 | 943 | 2.82 | 79.30 |
| 10 | 66915 | 826 | New York Life Ins Co | NY | 10 | 397 | 754 | 647 | 2.60 | 81.90 |
| | | | ** STATE TOTAL ** | | 97 | 16,112 | 29,003 | 27,139 | 100.00 | 100.00 |

CAUTION: The information contained on this page is unaudited and not a complete analysis nor is it an expression of opinion on any insurer. This page may contain inadvertent errors.

**2021 LONG-TERM CARE INSURANCE EXPERIENCE REPORTING FORM 5
STAND - ALONE LTC MARKET SHARE - TOP TEN COMPANIES
BY ACTUAL EARNED PREMIUMS**

WISCONSIN

| Rank | Company Code | Group Code | Company Name | State of Domicile | NBR of New Lives Insured | NBR of Lives In Force Year End | Earned Premiums | Incurred Claims | Market Share Percentage | Cummulative Market Share |
|------|--------------|------------|------------------------------------|-------------------|--------------------------|--------------------------------|-----------------|-----------------|-------------------------|--------------------------|
| 1 | 69000 | 860 | Northwestern Long Term Care Ins Co | WI | 370 | 15,362 | 48,874 | 22,377 | 18.27 | 18.27 |
| 2 | 70025 | 4011 | Genworth Life Ins Co | DE | 17 | 19,264 | 48,867 | 51,267 | 18.27 | 36.54 |
| 3 | 65838 | 904 | John Hancock Life Ins Co USA | MI | 0 | 14,515 | 34,194 | 30,112 | 12.78 | 49.32 |
| 4 | 56014 | 0 | Thrivent Financial For Lutherans | WI | 271 | 10,223 | 20,046 | 30,021 | 7.49 | 56.82 |
| 5 | 86231 | 468 | Transamerica Life Ins Co | IA | 33 | 8,253 | 18,394 | 22,904 | 6.88 | 63.69 |
| 6 | 62235 | 565 | Unum Life Ins Co Of Amer | ME | 498 | 12,578 | 10,122 | 14,910 | 3.78 | 67.48 |
| 7 | 61263 | 233 | Bankers Life & Cas Co | IL | 253 | 4,803 | 9,708 | 9,330 | 3.63 | 71.11 |
| 8 | 71412 | 261 | Mutual Of Omaha Ins Co | NE | 207 | 4,279 | 9,493 | 2,521 | 3.55 | 74.66 |
| 9 | 65978 | 241 | Metropolitan Life Ins Co | NY | 0 | 4,485 | 7,621 | 7,745 | 2.85 | 77.50 |
| 10 | 20443 | 218 | Continental Cas Co | IL | 0 | 4,619 | 5,743 | 12,578 | 2.15 | 79.65 |
| | | | ** STATE TOTAL ** | | 1,827 | 139,522 | 267,493 | 292,947 | 100.00 | 100.00 |

CAUTION: The information contained on this page is unaudited and not a complete analysis nor is it an expression of opinion on any insurer. This page may contain inadvertent errors.

**2021 LONG-TERM CARE INSURANCE EXPERIENCE REPORTING FORM 5
STAND - ALONE LTC MARKET SHARE - TOP TEN COMPANIES
BY ACTUAL EARNED PREMIUMS**

WYOMING

| Rank | Company Code | Group Code | Company Name | State of Domicile | NBR of New Lives Insured | NBR of Lives In Force Year End | Earned Premiums | Incurred Claims | Market Share Percentage | Cummulative Market Share |
|------|--------------|------------|------------------------------------|-------------------|--------------------------|--------------------------------|-----------------|-----------------|-------------------------|--------------------------|
| 1 | 70025 | 4011 | Genworth Life Ins Co | DE | 5 | 2,619 | 5,354 | 4,645 | 25.39 | 25.39 |
| 2 | 65838 | 904 | John Hancock Life Ins Co USA | MI | 0 | 792 | 1,592 | 1,073 | 7.55 | 32.93 |
| 3 | 71412 | 261 | Mutual Of Omaha Ins Co | NE | 10 | 505 | 1,277 | 401 | 6.05 | 38.99 |
| 4 | 66915 | 826 | New York Life Ins Co | NY | 5 | 619 | 1,273 | 424 | 6.04 | 45.02 |
| 5 | 69000 | 860 | Northwestern Long Term Care Ins Co | WI | 8 | 396 | 1,203 | 299 | 5.70 | 50.73 |
| 6 | 25178 | 176 | State Farm Mut Auto Ins Co | IL | 0 | 397 | 1,015 | 575 | 4.81 | 55.54 |
| 7 | 56014 | 0 | Thrivent Financial For Lutherans | WI | 7 | 535 | 985 | 1,425 | 4.67 | 60.21 |
| 8 | 65978 | 241 | Metropolitan Life Ins Co | NY | 0 | 558 | 968 | 1,113 | 4.59 | 64.80 |
| 9 | 86231 | 468 | Transamerica Life Ins Co | IA | 3 | 365 | 901 | 1,044 | 4.27 | 69.07 |
| 10 | 71471 | 0 | Ability Ins Co | NE | 0 | 270 | 758 | 672 | 3.59 | 72.67 |
| | | | ** STATE TOTAL ** | | 87 | 10,144 | 21,091 | 18,325 | 100.00 | 100.00 |

CAUTION: The information contained on this page is unaudited and not a complete analysis nor is it an expression of opinion on any insurer. This page may contain inadvertent errors.

**2021 LONG-TERM CARE INSURANCE EXPERIENCE REPORTING FORM 5
STAND - ALONE LTC MARKET SHARE - TOP TEN COMPANIES
BY ACTUAL EARNED PREMIUMS**

PUERTO RICO

| Rank | Company Code | Group Code | Company Name | State of Domicile | NBR of New Lives Insured | NBR of Lives In Force Year End | Earned Premiums | Incurred Claims | Market Share Percentage | Cummulative Market Share |
|------|--------------|------------|--------------------------------------|-------------------|--------------------------|--------------------------------|-----------------|-----------------|-------------------------|--------------------------|
| 1 | 65935 | 435 | Massachusetts Mut Life Ins Co | MA | 1 | 584 | 1,519 | 106 | 74.75 | 74.75 |
| 2 | 65838 | 904 | John Hancock Life Ins Co USA | MI | 0 | 210 | 174 | 64 | 8.56 | 83.32 |
| 3 | 60380 | 370 | American Family Life Assur Co of Col | NE | 0 | 70 | 83 | 128 | 4.08 | 87.40 |
| 4 | 58033 | 0 | Knights Of Columbus | CT | 13 | 105 | 76 | 66 | 3.74 | 91.14 |
| 5 | 87726 | 4932 | Brighthouse Life Ins Co | DE | 0 | 17 | 68 | 0 | 3.35 | 94.49 |
| 6 | 20443 | 218 | Continental Cas Co | IL | 0 | 132 | 66 | 0 | 3.25 | 97.74 |
| 7 | 65978 | 241 | Metropolitan Life Ins Co | NY | 0 | 97 | 42 | 5 | 2.07 | 99.80 |
| 8 | 65919 | 4750 | Primerica Life Ins Co | TN | 0 | 2 | 2 | 0 | 0.10 | 99.90 |
| 8 | 70025 | 4011 | Genworth Life Ins Co | DE | 0 | 6 | 2 | 0 | 0.10 | 100.00 |
| | | | ** STATE TOTAL ** | | 14 | 1,223 | 2,032 | 369 | 100.00 | 100.00 |

CAUTION: The information contained on this page is unaudited and not a complete analysis nor is it an expression of opinion on any insurer. This page may contain inadvertent errors.

**2021 LONG-TERM CARE INSURANCE EXPERIENCE REPORTING FORM 5
STAND - ALONE LTC MARKET SHARE - TOP TEN COMPANIES
BY ACTUAL EARNED PREMIUMS**

U.S. VIRGIN ISLANDS

| Rank | Company Code | Group Code | Company Name | State of Domicile | NBR of New Lives Insured | NBR of Lives In Force Year End | Earned Premiums | Incurred Claims | Market Share Percentage | Cummulative Market Share |
|------|--------------|------------|--------------------------------------|-------------------|--------------------------|--------------------------------|-----------------|-----------------|-------------------------|--------------------------|
| 1 | 65978 | 241 | Metropolitan Life Ins Co | NY | 0 | 38 | 71 | 30 | 60.68 | 60.68 |
| 2 | 20443 | 218 | Continental Cas Co | IL | 0 | 27 | 26 | 50 | 22.22 | 82.91 |
| 3 | 87726 | 4932 | Brighthouse Life Ins Co | DE | 0 | 4 | 12 | 0 | 10.26 | 93.16 |
| 4 | 65838 | 904 | John Hancock Life Ins Co USA | MI | 0 | 2 | 3 | 1 | 2.56 | 95.73 |
| 4 | 70025 | 4011 | Genworth Life Ins Co | DE | 0 | 1 | 3 | 0 | 2.56 | 98.29 |
| 6 | 60380 | 370 | American Family Life Assur Co of Col | NE | 0 | 3 | 2 | 2 | 1.71 | 100.00 |
| | | | ** STATE TOTAL ** | | 0 | 75 | 117 | 83 | 100.00 | 100.00 |

CAUTION: The information contained on this page is unaudited and not a complete analysis nor is it an expression of opinion on any insurer. This page may contain inadvertent errors.

2021 Long-Term Care Insurance Experience Reporting - Form 5
EXTENDED BENEFITS POLICIES - DIRECT STATE REPORTING (\$000 OMITTED)
By State and U. S. Territory Totals

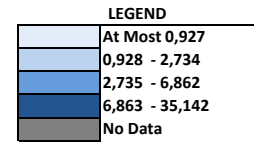
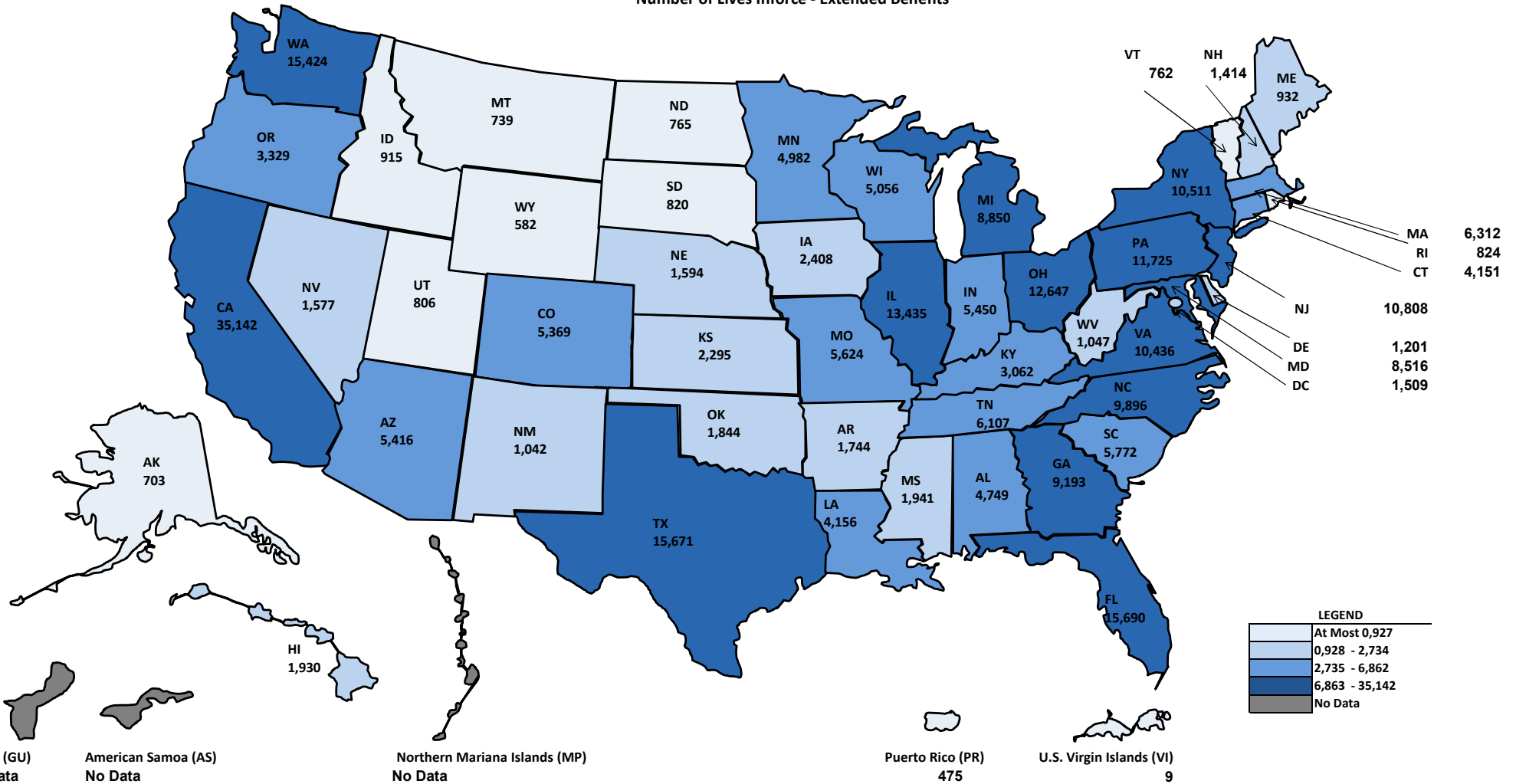
| State Name | Earned Premium | Lives In Force Count End of Year | State Name | Earned Premium | Lives In Force Count End of Year |
|-------------------------------------|--------------------|----------------------------------|--------------------------|----------------|----------------------------------|
| Alaska | 2,047,528 | 703 | Alabama | 4,244,848 | 4,749 |
| Arkansas | 1,808,129 | 1,744 | American Samoa | 0 | 0 |
| Arizona | 10,967,671 | 5,416 | California | 69,297,140 | 35,142 |
| Colorado | 13,368,259 | 5,369 | Connecticut | 13,107,605 | 4,151 |
| District Of Columbia | 2,385,561 | 1,509 | Delaware | 2,889,909 | 1,201 |
| Florida | 38,885,215 | 15,690 | Georgia | 14,013,814 | 9,193 |
| Guam | 0 | 0 | Hawaii | 3,586,391 | 1,930 |
| Iowa | 3,764,604 | 2,408 | Idaho | 1,817,390 | 915 |
| Illinois | 31,334,328 | 13,435 | Indiana | 10,455,761 | 5,450 |
| Kansas | 3,597,799 | 2,295 | Kentucky | 5,495,121 | 3,062 |
| Louisiana | 5,070,821 | 4,156 | Massachusetts | 18,717,697 | 6,312 |
| Maryland | 19,840,400 | 8,516 | Maine | 2,318,918 | 932 |
| Michigan | 15,826,627 | 8,850 | Minnesota | 11,054,826 | 4,982 |
| Missouri | 10,172,356 | 5,624 | Northern Mariana Islands | 0 | 0 |
| Mississippi | 1,541,388 | 1,941 | Montana | 1,839,158 | 739 |
| North Carolina | 24,316,572 | 9,896 | North Dakota | 1,703,894 | 765 |
| Nebraska | 2,733,083 | 1,594 | New Hampshire | 3,618,216 | 1,414 |
| New Jersey | 28,132,444 | 10,808 | New Mexico | 1,908,165 | 1,042 |
| Nevada | 2,982,453 | 1,577 | New York | 8,746,848 | 10,511 |
| Ohio | 21,072,574 | 12,647 | Oklahoma | 2,857,898 | 1,844 |
| Oregon | 7,538,533 | 3,329 | Pennsylvania | 31,903,826 | 11,725 |
| Puerto Rico | 417,791 | 475 | Rhode Island | 2,020,805 | 824 |
| South Carolina | 9,517,354 | 5,772 | South Dakota | 1,557,485 | 820 |
| Tennessee | 10,883,977 | 6,107 | Texas | 36,582,224 | 15,671 |
| Utah | 1,726,313 | 806 | Virginia | 23,533,747 | 10,436 |
| U.S. Virgin Islands | 29,349 | 9 | Vermont | 1,837,389 | 762 |
| Washington | 17,780,677 | 15,424 | Wisconsin | 9,604,750 | 5,056 |
| West Virginia | 1,445,945 | 1,047 | Wyoming | 1,225,772 | 582 |
| Total All States & Terr. | 575,127,348 | 287,357 | | | |

National Association of Insurance Commissioners

2021 Long-Term Care Insurance Experience Reporting - Form 5

By State and U.S. Territory Totals

Number of Lives Inforce - Extended Benefits



| Minimum | 1st Quartile | 2nd Quartile | 3rd Quartile | Maximum |
|---------|--------------|--------------|--------------|---------|
| 9 | 928 | 2,735 | 6,863 | 35,142 |

**2021 LONG-TERM CARE INSURANCE EXPERIENCE REPORTING FORM 5
EXTENDED BENEFITS POLICIES - MARKET SHARE - TOP TEN COMPANIES
BY ACTUAL EARNED PREMIUMS**

ALABAMA

| Rank | Company Code | Group Code | Company Name | State of Domicile | NBR of New Lives Insured | NBR of Lives In Force Year End | Earned Premiums | Incurred Claims | Market Share Percentage | Cummulative Market Share |
|------|--------------|------------|----------------------------------|-------------------|--------------------------|--------------------------------|-----------------|-----------------|-------------------------|--------------------------|
| 1 | 65676 | 20 | Lincoln Natl Life Ins Co | IN | 56 | 1,739 | 4,062,775 | 507,759 | 95.71 | 95.71 |
| 2 | 91596 | 826 | New York Life Ins & Ann Corp | DE | 17 | 167 | 92,189 | 0 | 2.17 | 97.88 |
| 3 | 67652 | 20 | First Penn Pacific Life Ins Co | IN | 0 | 104 | 89,634 | 133,707 | 2.11 | 99.99 |
| 4 | 65935 | 435 | Massachusetts Mut Life Ins Co | MA | 20 | 62 | 73 | 0 | 0.00 | 100.00 |
| 5 | 68195 | 565 | Provident Life & Accident Ins Co | TN | 497 | 2,436 | 56 | 0 | 0.00 | 100.00 |
| 6 | 65005 | 4 | RiverSource Life Ins Co | MN | 2 | 45 | 48 | 0 | 0.00 | 100.00 |
| 7 | 65838 | 904 | John Hancock Life Ins Co USA | MI | 0 | 44 | 32 | 0 | 0.00 | 100.00 |
| 8 | 64238 | 4925 | Guaranty Income Life Ins Co | IA | 0 | 10 | 16 | 0 | 0.00 | 100.00 |
| 9 | 69868 | 261 | United Of Omaha Life Ins Co | NE | 0 | 11 | 15 | 0 | 0.00 | 100.00 |
| 10 | 87726 | 4932 | BrightHouse Life Ins Co | DE | 19 | 37 | 10 | 0 | 0.00 | 100.00 |
| | | | ** STATE TOTAL ** | | 611 | 4,749 | 4,244,848 | 641,466 | 100.00 | 100.00 |

CAUTION: The information contained on this page is unaudited and not a complete analysis nor is it an expression of opinion on any insurer. This page may contain inadvertent errors.

**2021 LONG-TERM CARE INSURANCE EXPERIENCE REPORTING FORM 5
EXTENDED BENEFITS POLICIES - MARKET SHARE - TOP TEN COMPANIES
BY ACTUAL EARNED PREMIUMS**

ALASKA

| Rank | Company Code | Group Code | Company Name | State of Domicile | NBR of New Lives Insured | NBR of Lives In Force Year End | Earned Premiums | Incurred Claims | Market Share Percentage | Cummulative Market Share |
|------|--------------|------------|----------------------------------|-------------------|--------------------------|--------------------------------|-----------------|-----------------|-------------------------|--------------------------|
| 1 | 65676 | 20 | Lincoln Natl Life Ins Co | IN | 38 | 557 | 2,020,617 | 0 | 98.69 | 98.69 |
| 2 | 91596 | 826 | New York Life Ins & Ann Corp | DE | 5 | 83 | 26,450 | 0 | 1.29 | 99.98 |
| 3 | 67652 | 20 | First Penn Pacific Life Ins Co | IN | 0 | 1 | 459 | 0 | 0.02 | 100.00 |
| 4 | 64238 | 4925 | Guaranty Income Life Ins Co | IA | 0 | 0 | 1 | 0 | 0.00 | 100.00 |
| 4 | 68195 | 565 | Provident Life & Accident Ins Co | TN | 3 | 27 | 1 | 0 | 0.00 | 100.00 |
| 6 | 65935 | 435 | Massachusetts Mut Life Ins Co | MA | 0 | 5 | 0 | 0 | 0.00 | 100.00 |
| 6 | 70025 | 4011 | Genworth Life Ins Co | DE | 0 | 30 | 0 | 0 | 0.00 | 100.00 |
| | | | ** STATE TOTAL** | | 46 | 703 | 2,047,528 | 0 | 100.00 | 100.00 |

CAUTION: The information contained on this page is unaudited and not a complete analysis nor is it an expression of opinion on any insurer. This page may contain inadvertent errors.

**2021 LONG-TERM CARE INSURANCE EXPERIENCE REPORTING FORM 5
EXTENDED BENEFITS POLICIES - MARKET SHARE - TOP TEN COMPANIES
BY ACTUAL EARNED PREMIUMS**

ARIZONA

| Rank | Company Code | Group Code | Company Name | State of Domicile | NBR of New Lives Insured | NBR of Lives In Force Year End | Earned Premiums | Incurred Claims | Market Share Percentage | Cummulative Market Share |
|------|--------------|------------|----------------------------------|-------------------|--------------------------|--------------------------------|-----------------|-----------------|-------------------------|--------------------------|
| 1 | 65676 | 20 | Lincoln Natl Life Ins Co | IN | 161 | 4,029 | 10,695,793 | 539,708 | 97.52 | 97.52 |
| 2 | 91596 | 826 | New York Life Ins & Ann Corp | DE | 30 | 227 | 142,128 | 0 | 1.30 | 98.82 |
| 3 | 67652 | 20 | First Penn Pacific Life Ins Co | IN | 0 | 150 | 129,016 | 181,062 | 1.18 | 99.99 |
| 4 | 65935 | 435 | Massachusetts Mut Life Ins Co | MA | 43 | 218 | 466 | 0 | 0.00 | 100.00 |
| 5 | 65838 | 904 | John Hancock Life Ins Co USA | MI | 0 | 130 | 115 | 82 | 0.00 | 100.00 |
| 6 | 64238 | 4925 | Guaranty Income Life Ins Co | IA | 3 | 29 | 47 | 0 | 0.00 | 100.00 |
| 7 | 69868 | 261 | United Of Omaha Life Ins Co | NE | 0 | 32 | 41 | 0 | 0.00 | 100.00 |
| 8 | 65005 | 4 | RiverSource Life Ins Co | MN | 1 | 24 | 38 | 0 | 0.00 | 100.00 |
| 9 | 87726 | 4932 | Brighthouse Life Ins Co | DE | 25 | 51 | 16 | 0 | 0.00 | 100.00 |
| 10 | 68195 | 565 | Provident Life & Accident Ins Co | TN | 41 | 364 | 11 | 0 | 0.00 | 100.00 |
| | | | ** STATE TOTAL** | | 304 | 5,416 | 10,967,671 | 720,852 | 100.00 | 100.00 |

CAUTION: The information contained on this page is unaudited and not a complete analysis nor is it an expression of opinion on any insurer. This page may contain inadvertent errors.

**2021 LONG-TERM CARE INSURANCE EXPERIENCE REPORTING FORM 5
EXTENDED BENEFITS POLICIES - MARKET SHARE - TOP TEN COMPANIES
BY ACTUAL EARNED PREMIUMS**

ARKANSAS

| Rank | Company Code | Group Code | Company Name | State of Domicile | NBR of New Lives Insured | NBR of Lives In Force Year End | Earned Premiums | Incurred Claims | Market Share Percentage | Cummulative Market Share |
|------|--------------|------------|----------------------------------|-------------------|--------------------------|--------------------------------|-----------------|-----------------|-------------------------|--------------------------|
| 1 | 65676 | 20 | Lincoln Natl Life Ins Co | IN | 24 | 830 | 1,719,889 | 65,013 | 95.12 | 95.12 |
| 2 | 91596 | 826 | New York Life Ins & Ann Corp | DE | 13 | 90 | 56,688 | 0 | 3.14 | 98.25 |
| 3 | 67652 | 20 | First Penn Pacific Life Ins Co | IN | 0 | 47 | 31,350 | 10,705 | 1.73 | 99.99 |
| 4 | 65935 | 435 | Massachusetts Mut Life Ins Co | MA | 10 | 21 | 71 | 0 | 0.00 | 99.99 |
| 5 | 65005 | 4 | RiverSource Life Ins Co | MN | 1 | 39 | 45 | 0 | 0.00 | 100.00 |
| 6 | 65838 | 904 | John Hancock Life Ins Co USA | MI | 0 | 34 | 38 | 0 | 0.00 | 100.00 |
| 7 | 68195 | 565 | Provident Life & Accident Ins Co | TN | 94 | 560 | 15 | 0 | 0.00 | 100.00 |
| 8 | 64238 | 4925 | Guaranty Income Life Ins Co | IA | 0 | 9 | 12 | 51 | 0.00 | 100.00 |
| 9 | 69868 | 261 | United Of Omaha Life Ins Co | NE | 0 | 13 | 11 | 0 | 0.00 | 100.00 |
| 10 | 87726 | 4932 | BrightHouse Life Ins Co | DE | 25 | 35 | 10 | 0 | 0.00 | 100.00 |
| | | | ** STATE TOTAL ** | | 167 | 1,744 | 1,808,129 | 75,771 | 100.00 | 100.00 |

CAUTION: The information contained on this page is unaudited and not a complete analysis nor is it an expression of opinion on any insurer. This page may contain inadvertent errors.

**2021 LONG-TERM CARE INSURANCE EXPERIENCE REPORTING FORM 5
EXTENDED BENEFITS POLICIES - MARKET SHARE - TOP TEN COMPANIES
BY ACTUAL EARNED PREMIUMS**

CALIFORNIA

| Rank | Company Code | Group Code | Company Name | State of Domicile | NBR of New Lives Insured | NBR of Lives In Force Year End | Earned Premiums | Incurred Claims | Market Share Percentage | Cummulative Market Share |
|------|--------------|------------|--------------------------------|-------------------|--------------------------|--------------------------------|-----------------|-----------------|-------------------------|--------------------------|
| 1 | 65676 | 20 | Lincoln Natl Life Ins Co | IN | 637 | 27,391 | 65,805,877 | 7,135,354 | 94.96 | 94.96 |
| 2 | 91596 | 826 | New York Life Ins & Ann Corp | DE | 454 | 2,966 | 2,005,104 | 0 | 2.89 | 97.86 |
| 3 | 67652 | 20 | First Penn Pacific Life Ins Co | IN | 0 | 1,794 | 1,482,735 | 2,250,782 | 2.14 | 100.00 |
| 4 | 65935 | 435 | Massachusetts Mut Life Ins Co | MA | 89 | 380 | 2,364 | 0 | 0.00 | 100.00 |
| 5 | 65838 | 904 | John Hancock Life Ins Co USA | MI | 0 | 1,025 | 814 | 340 | 0.00 | 100.00 |
| 6 | 64238 | 4925 | Guaranty Income Life Ins Co | IA | 8 | 178 | 219 | 163 | 0.00 | 100.00 |
| 7 | 66680 | 634 | National Life Ins Co | VT | 0 | 48 | 20 | 0 | 0.00 | 100.00 |
| 8 | 69868 | 261 | United Of Omaha Life Ins Co | NE | 0 | 7 | 7 | 0 | 0.00 | 100.00 |
| 9 | 70025 | 4011 | Genworth Life Ins Co | DE | 0 | 1,348 | 0 | 452 | 0.00 | 100.00 |
| 9 | 61263 | 233 | Bankers Life & Cas Co | IL | 0 | 5 | 0 | 0 | 0.00 | 100.00 |
| | | | ** STATE TOTAL ** | | 1,188 | 35,142 | 69,297,140 | 9,387,091 | 100.00 | 100.00 |

CAUTION: The information contained on this page is unaudited and not a complete analysis nor is it an expression of opinion on any insurer. This page may contain inadvertent errors.

**2021 LONG-TERM CARE INSURANCE EXPERIENCE REPORTING FORM 5
EXTENDED BENEFITS POLICIES - MARKET SHARE - TOP TEN COMPANIES
BY ACTUAL EARNED PREMIUMS**

COLORADO

| Rank | Company Code | Group Code | Company Name | State of Domicile | NBR of New Lives Insured | NBR of Lives In Force Year End | Earned Premiums | Incurred Claims | Market Share Percentage | Cummulative Market Share |
|------|--------------|------------|----------------------------------|-------------------|--------------------------|--------------------------------|-----------------|-----------------|-------------------------|--------------------------|
| 1 | 65676 | 20 | Lincoln Natl Life Ins Co | IN | 149 | 4,034 | 12,893,344 | 955,778 | 96.45 | 96.45 |
| 2 | 91596 | 826 | New York Life Ins & Ann Corp | DE | 58 | 282 | 334,346 | 0 | 2.50 | 98.95 |
| 3 | 67652 | 20 | First Penn Pacific Life Ins Co | IN | 0 | 154 | 139,675 | 154,625 | 1.04 | 99.99 |
| 4 | 65935 | 435 | Massachusetts Mut Life Ins Co | MA | 29 | 129 | 583 | 0 | 0.00 | 100.00 |
| 5 | 65838 | 904 | John Hancock Life Ins Co USA | MI | 0 | 139 | 122 | 0 | 0.00 | 100.00 |
| 6 | 64238 | 4925 | Guaranty Income Life Ins Co | IA | 0 | 82 | 81 | 0 | 0.00 | 100.00 |
| 7 | 69868 | 261 | United Of Omaha Life Ins Co | NE | 0 | 37 | 44 | 0 | 0.00 | 100.00 |
| 8 | 65005 | 4 | RiverSource Life Ins Co | MN | 3 | 35 | 42 | 0 | 0.00 | 100.00 |
| 9 | 87726 | 4932 | Brighthouse Life Ins Co | DE | 28 | 45 | 14 | 0 | 0.00 | 100.00 |
| 10 | 68195 | 565 | Provident Life & Accident Ins Co | TN | 72 | 238 | 8 | 0 | 0.00 | 100.00 |
| | | | ** STATE TOTAL ** | | 339 | 5,369 | 13,368,259 | 1,110,930 | 100.00 | 100.00 |

CAUTION: The information contained on this page is unaudited and not a complete analysis nor is it an expression of opinion on any insurer. This page may contain inadvertent errors.

**2021 LONG-TERM CARE INSURANCE EXPERIENCE REPORTING FORM 5
EXTENDED BENEFITS POLICIES - MARKET SHARE - TOP TEN COMPANIES
BY ACTUAL EARNED PREMIUMS**

CONNECTICUT

| Rank | Company Code | Group Code | Company Name | State of Domicile | NBR of New Lives Insured | NBR of Lives In Force Year End | Earned Premiums | Incurred Claims | Market Share Percentage | Cummulative Market Share |
|------|--------------|------------|--------------------------------|-------------------|--------------------------|--------------------------------|-----------------|-----------------|-------------------------|--------------------------|
| 1 | 65676 | 20 | Lincoln Natl Life Ins Co | IN | 112 | 3,527 | 12,860,930 | 337,394 | 98.12 | 98.12 |
| 2 | 91596 | 826 | New York Life Ins & Ann Corp | DE | 48 | 92 | 233,219 | 0 | 1.78 | 99.90 |
| 3 | 67652 | 20 | First Penn Pacific Life Ins Co | IN | 0 | 13 | 12,745 | 0 | 0.10 | 99.99 |
| 4 | 65935 | 435 | Massachusetts Mut Life Ins Co | MA | 42 | 247 | 665 | 0 | 0.01 | 100.00 |
| 5 | 65005 | 4 | RiverSource Life Ins Co | MN | 2 | 25 | 30 | 0 | 0.00 | 100.00 |
| 6 | 87726 | 4932 | Brighthouse Life Ins Co | DE | 36 | 53 | 13 | 0 | 0.00 | 100.00 |
| 7 | 65838 | 904 | John Hancock Life Ins Co USA | MI | 0 | 26 | 3 | 0 | 0.00 | 100.00 |
| 8 | 70025 | 4011 | Genworth Life Ins Co | DE | 0 | 166 | 0 | 0 | 0.00 | 100.00 |
| 8 | 69868 | 261 | United Of Omaha Life Ins Co | NE | 0 | 2 | 0 | 0 | 0.00 | 100.00 |
| | | | ** STATE TOTAL ** | | 240 | 4,151 | 13,107,605 | 337,394 | 100.00 | 100.00 |

CAUTION: The information contained on this page is unaudited and not a complete analysis nor is it an expression of opinion on any insurer. This page may contain inadvertent errors.

**2021 LONG-TERM CARE INSURANCE EXPERIENCE REPORTING FORM 5
EXTENDED BENEFITS POLICIES - MARKET SHARE - TOP TEN COMPANIES
BY ACTUAL EARNED PREMIUMS**

DELAWARE

| Rank | Company Code | Group Code | Company Name | State of Domicile | NBR of New Lives Insured | NBR of Lives In Force Year End | Earned Premiums | Incurred Claims | Market Share Percentage | Cummulative Market Share |
|------|--------------|------------|----------------------------------|-------------------|--------------------------|--------------------------------|-----------------|-----------------|-------------------------|--------------------------|
| 1 | 65676 | 20 | Lincoln Natl Life Ins Co | IN | 20 | 914 | 2,862,541 | 42,220 | 99.05 | 99.05 |
| 2 | 91596 | 826 | New York Life Ins & Ann Corp | DE | 7 | 29 | 20,158 | 0 | 0.70 | 99.75 |
| 3 | 67652 | 20 | First Penn Pacific Life Ins Co | IN | 0 | 8 | 7,080 | 0 | 0.24 | 100.00 |
| 4 | 65935 | 435 | Massachusetts Mut Life Ins Co | MA | 5 | 29 | 84 | 0 | 0.00 | 100.00 |
| 5 | 65005 | 4 | RiverSource Life Ins Co | MN | 1 | 21 | 28 | 0 | 0.00 | 100.00 |
| 6 | 68195 | 565 | Provident Life & Accident Ins Co | TN | 24 | 156 | 6 | 0 | 0.00 | 100.00 |
| 7 | 69868 | 261 | United Of Omaha Life Ins Co | NE | 0 | 7 | 5 | 0 | 0.00 | 100.00 |
| 8 | 65838 | 904 | John Hancock Life Ins Co USA | MI | 0 | 6 | 4 | 0 | 0.00 | 100.00 |
| 9 | 87726 | 4932 | Brighthouse Life Ins Co | DE | 6 | 8 | 3 | 0 | 0.00 | 100.00 |
| 10 | 61263 | 233 | Bankers Life & Cas Co | IL | 0 | 2 | 0 | 0 | 0.00 | 100.00 |
| 10 | 70025 | 4011 | Genworth Life Ins Co | DE | 0 | 21 | 0 | 18 | 0.00 | 100.00 |
| | | | ** STATE TOTAL ** | | 63 | 1,201 | 2,889,909 | 42,238 | 100.00 | 100.00 |

CAUTION: The information contained on this page is unaudited and not a complete analysis nor is it an expression of opinion on any insurer. This page may contain inadvertent errors.

**2021 LONG-TERM CARE INSURANCE EXPERIENCE REPORTING FORM 5
EXTENDED BENEFITS POLICIES - MARKET SHARE - TOP TEN COMPANIES
BY ACTUAL EARNED PREMIUMS**

DISTRICT OF COLUMBIA

| Rank | Company Code | Group Code | Company Name | State of Domicile | NBR of New Lives Insured | NBR of Lives In Force Year End | Earned Premiums | Incurred Claims | Market Share Percentage | Cummulative Market Share |
|------|--------------|------------|----------------------------------|-------------------|--------------------------|--------------------------------|-----------------|-----------------|-------------------------|--------------------------|
| 1 | 65676 | 20 | Lincoln Natl Life Ins Co | IN | 14 | 591 | 2,377,791 | 9,835 | 99.67 | 99.67 |
| 2 | 91596 | 826 | New York Life Ins & Ann Corp | DE | 2 | 21 | 5,356 | 0 | 0.22 | 99.90 |
| 3 | 67652 | 20 | First Penn Pacific Life Ins Co | IN | 0 | 3 | 2,280 | 0 | 0.10 | 99.99 |
| 4 | 65935 | 435 | Massachusetts Mut Life Ins Co | MA | 3 | 11 | 81 | 0 | 0.00 | 100.00 |
| 5 | 68195 | 565 | Provident Life & Accident Ins Co | TN | 23 | 859 | 46 | 0 | 0.00 | 100.00 |
| 6 | 65005 | 4 | RiverSource Life Ins Co | MN | 0 | 3 | 4 | 0 | 0.00 | 100.00 |
| 7 | 64238 | 4925 | Guaranty Income Life Ins Co | IA | 0 | 0 | 2 | 0 | 0.00 | 100.00 |
| 8 | 87726 | 4932 | BrightHouse Life Ins Co | DE | 5 | 6 | 1 | 0 | 0.00 | 100.00 |
| 9 | 65838 | 904 | John Hancock Life Ins Co USA | MI | 0 | 3 | 0 | 0 | 0.00 | 100.00 |
| 9 | 70025 | 4011 | Genworth Life Ins Co | DE | 0 | 12 | 0 | 0 | 0.00 | 100.00 |
| | | | ** STATE TOTAL ** | | 47 | 1,509 | 2,385,561 | 9,835 | 100.00 | 100.00 |

CAUTION: The information contained on this page is unaudited and not a complete analysis nor is it an expression of opinion on any insurer. This page may contain inadvertent errors.

**2021 LONG-TERM CARE INSURANCE EXPERIENCE REPORTING FORM 5
EXTENDED BENEFITS POLICIES - MARKET SHARE - TOP TEN COMPANIES
BY ACTUAL EARNED PREMIUMS**

FLORIDA

| Rank | Company Code | Group Code | Company Name | State of Domicile | NBR of New Lives Insured | NBR of Lives In Force Year End | Earned Premiums | Incurred Claims | Market Share Percentage | Cummulative Market Share |
|------|--------------|------------|--------------------------------|-------------------|--------------------------|--------------------------------|-----------------|-----------------|-------------------------|--------------------------|
| 1 | 65676 | 20 | Lincoln Natl Life Ins Co | IN | 362 | 12,514 | 37,395,200 | 2,555,928 | 96.17 | 96.17 |
| 2 | 67652 | 20 | First Penn Pacific Life Ins Co | IN | 0 | 845 | 765,255 | 741,325 | 1.97 | 98.14 |
| 3 | 91596 | 826 | New York Life Ins & Ann Corp | DE | 111 | 688 | 722,616 | 0 | 1.86 | 99.99 |
| 4 | 65935 | 435 | Massachusetts Mut Life Ins Co | MA | 83 | 470 | 1,525 | 0 | 0.00 | 100.00 |
| 5 | 65005 | 4 | RiverSource Life Ins Co | MN | 9 | 218 | 297 | 0 | 0.00 | 100.00 |
| 6 | 64238 | 4925 | Guaranty Income Life Ins Co | IA | 15 | 167 | 209 | 253 | 0.00 | 100.00 |
| 7 | 87726 | 4932 | BrightHouse Life Ins Co | DE | 144 | 281 | 79 | 0 | 0.00 | 100.00 |
| 8 | 69868 | 261 | United Of Omaha Life Ins Co | NE | 0 | 20 | 22 | 0 | 0.00 | 100.00 |
| 9 | 66680 | 634 | National Life Ins Co | VT | 0 | 16 | 12 | 0 | 0.00 | 100.00 |
| 10 | 70025 | 4011 | Genworth Life Ins Co | DE | 0 | 468 | 0 | 216 | 0.00 | 100.00 |
| 10 | 61263 | 233 | Bankers Life & Cas Co | IL | 0 | 3 | 0 | 0 | 0.00 | 100.00 |
| | | | ** STATE TOTAL ** | | 724 | 15,690 | 38,885,215 | 3,297,722 | 100.00 | 100.00 |

CAUTION: The information contained on this page is unaudited and not a complete analysis nor is it an expression of opinion on any insurer. This page may contain inadvertent errors.

**2021 LONG-TERM CARE INSURANCE EXPERIENCE REPORTING FORM 5
EXTENDED BENEFITS POLICIES - MARKET SHARE - TOP TEN COMPANIES
BY ACTUAL EARNED PREMIUMS**

GEORGIA

| Rank | Company Code | Group Code | Company Name | State of Domicile | NBR of New Lives Insured | NBR of Lives In Force Year End | Earned Premiums | Incurred Claims | Market Share Percentage | Cummulative Market Share |
|------|--------------|------------|----------------------------------|-------------------|--------------------------|--------------------------------|-----------------|-----------------|-------------------------|--------------------------|
| 1 | 65676 | 20 | Lincoln Natl Life Ins Co | IN | 134 | 4,747 | 13,642,029 | 603,280 | 97.35 | 97.35 |
| 2 | 91596 | 826 | New York Life Ins & Ann Corp | DE | 47 | 225 | 302,573 | 0 | 2.16 | 99.51 |
| 3 | 67652 | 20 | First Penn Pacific Life Ins Co | IN | 0 | 95 | 68,186 | 87,226 | 0.49 | 99.99 |
| 4 | 65935 | 435 | Massachusetts Mut Life Ins Co | MA | 38 | 165 | 538 | 24 | 0.00 | 100.00 |
| 5 | 65005 | 4 | RiverSource Life Ins Co | MN | 6 | 101 | 135 | 0 | 0.00 | 100.00 |
| 6 | 65838 | 904 | John Hancock Life Ins Co USA | MI | 0 | 112 | 104 | 0 | 0.00 | 100.00 |
| 7 | 68195 | 565 | Provident Life & Accident Ins Co | TN | 258 | 3,383 | 103 | 0 | 0.00 | 100.00 |
| 8 | 69868 | 261 | United Of Omaha Life Ins Co | NE | 0 | 24 | 57 | 0 | 0.00 | 100.00 |
| 9 | 64238 | 4925 | Guaranty Income Life Ins Co | IA | 2 | 43 | 51 | 0 | 0.00 | 100.00 |
| 10 | 87726 | 4932 | BrightHouse Life Ins Co | DE | 44 | 79 | 20 | 0 | 0.00 | 100.00 |
| | | | ** STATE TOTAL ** | | 529 | 9,193 | 14,013,814 | 690,556 | 100.00 | 100.00 |

CAUTION: The information contained on this page is unaudited and not a complete analysis nor is it an expression of opinion on any insurer. This page may contain inadvertent errors.

**2021 LONG-TERM CARE INSURANCE EXPERIENCE REPORTING FORM 5
EXTENDED BENEFITS POLICIES - MARKET SHARE - TOP TEN COMPANIES
BY ACTUAL EARNED PREMIUMS**

HAWAII

| Rank | Company Code | Group Code | Company Name | State of Domicile | NBR of New Lives Insured | NBR of Lives In Force Year End | Earned Premiums | Incurred Claims | Market Share Percentage | Cummulative Market Share |
|------|--------------|------------|--------------------------------|-------------------|--------------------------|--------------------------------|-----------------|-----------------|-------------------------|--------------------------|
| 1 | 65676 | 20 | Lincoln Natl Life Ins Co | IN | 40 | 1,326 | 3,287,748 | 185,402 | 91.67 | 91.67 |
| 2 | 67652 | 20 | First Penn Pacific Life Ins Co | IN | 0 | 197 | 181,786 | 180,791 | 5.07 | 96.74 |
| 3 | 91596 | 826 | New York Life Ins & Ann Corp | DE | 23 | 186 | 116,482 | 0 | 3.25 | 99.99 |
| 4 | 65935 | 435 | Massachusetts Mut Life Ins Co | MA | 16 | 48 | 241 | 0 | 0.01 | 100.00 |
| 5 | 65838 | 904 | John Hancock Life Ins Co USA | MI | 0 | 99 | 112 | 105 | 0.00 | 100.00 |
| 6 | 65005 | 4 | RiverSource Life Ins Co | MN | 0 | 11 | 18 | 0 | 0.00 | 100.00 |
| 7 | 87726 | 4932 | BrightHouse Life Ins Co | DE | 7 | 7 | 4 | 0 | 0.00 | 100.00 |
| 8 | 70025 | 4011 | Genworth Life Ins Co | DE | 0 | 56 | 0 | 536 | 0.00 | 100.00 |
| | | | ** STATE TOTAL ** | | 86 | 1,930 | 3,586,391 | 366,834 | 100.00 | 100.00 |

CAUTION: The information contained on this page is unaudited and not a complete analysis nor is it an expression of opinion on any insurer. This page may contain inadvertent errors.

**2021 LONG-TERM CARE INSURANCE EXPERIENCE REPORTING FORM 5
EXTENDED BENEFITS POLICIES - MARKET SHARE - TOP TEN COMPANIES
BY ACTUAL EARNED PREMIUMS**

IDAHO

| Rank | Company Code | Group Code | Company Name | State of Domicile | NBR of New Lives Insured | NBR of Lives In Force Year End | Earned Premiums | Incurred Claims | Market Share Percentage | Cummulative Market Share |
|------|--------------|------------|----------------------------------|-------------------|--------------------------|--------------------------------|-----------------|-----------------|-------------------------|--------------------------|
| 1 | 65676 | 20 | Lincoln Natl Life Ins Co | IN | 31 | 667 | 1,760,576 | 98,457 | 96.87 | 96.87 |
| 2 | 91596 | 826 | New York Life Ins & Ann Corp | DE | 12 | 84 | 44,878 | 0 | 2.47 | 99.34 |
| 3 | 67652 | 20 | First Penn Pacific Life Ins Co | IN | 0 | 14 | 11,883 | 0 | 0.65 | 100.00 |
| 4 | 65838 | 904 | John Hancock Life Ins Co USA | MI | 0 | 35 | 28 | 0 | 0.00 | 100.00 |
| 5 | 65935 | 435 | Massachusetts Mut Life Ins Co | MA | 2 | 18 | 12 | 0 | 0.00 | 100.00 |
| 6 | 69868 | 261 | United Of Omaha Life Ins Co | NE | 0 | 7 | 9 | 0 | 0.00 | 100.00 |
| 7 | 64238 | 4925 | Guaranty Income Life Ins Co | IA | 0 | 0 | 2 | 0 | 0.00 | 100.00 |
| 8 | 65005 | 4 | RiverSource Life Ins Co | MN | 0 | 2 | 1 | 0 | 0.00 | 100.00 |
| 8 | 68195 | 565 | Provident Life & Accident Ins Co | TN | 16 | 48 | 1 | 0 | 0.00 | 100.00 |
| 10 | 61263 | 233 | Bankers Life & Cas Co | IL | 0 | 4 | 0 | 0 | 0.00 | 100.00 |
| 10 | 70025 | 4011 | Genworth Life Ins Co | DE | 0 | 32 | 0 | 0 | 0.00 | 100.00 |
| 10 | 87726 | 4932 | BrightHouse Life Ins Co | DE | 4 | 4 | 0 | 0 | 0.00 | 100.00 |
| | | | ** STATE TOTAL ** | | 65 | 915 | 1,817,390 | 98,457 | 100.00 | 100.00 |

CAUTION: The information contained on this page is unaudited and not a complete analysis nor is it an expression of opinion on any insurer. This page may contain inadvertent errors.

**2021 LONG-TERM CARE INSURANCE EXPERIENCE REPORTING FORM 5
EXTENDED BENEFITS POLICIES - MARKET SHARE - TOP TEN COMPANIES
BY ACTUAL EARNED PREMIUMS**

ILLINOIS

| Rank | Company Code | Group Code | Company Name | State of Domicile | NBR of New Lives Insured | NBR of Lives In Force Year End | Earned Premiums | Incurred Claims | Market Share Percentage | Cummulative Market Share |
|------|--------------|------------|----------------------------------|-------------------|--------------------------|--------------------------------|-----------------|-----------------|-------------------------|--------------------------|
| 1 | 65676 | 20 | Lincoln Natl Life Ins Co | IN | 346 | 9,818 | 30,599,987 | 1,339,241 | 97.66 | 97.66 |
| 2 | 91596 | 826 | New York Life Ins & Ann Corp | DE | 98 | 341 | 475,714 | 0 | 1.52 | 99.17 |
| 3 | 67652 | 20 | First Penn Pacific Life Ins Co | IN | 0 | 337 | 256,887 | 201,041 | 0.82 | 99.99 |
| 4 | 65935 | 435 | Massachusetts Mut Life Ins Co | MA | 56 | 278 | 792 | 18 | 0.00 | 100.00 |
| 5 | 65838 | 904 | John Hancock Life Ins Co USA | MI | 0 | 388 | 395 | 116 | 0.00 | 100.00 |
| 6 | 65005 | 4 | RiverSource Life Ins Co | MN | 7 | 140 | 173 | 23 | 0.00 | 100.00 |
| 7 | 69868 | 261 | United Of Omaha Life Ins Co | NE | 0 | 130 | 152 | 0 | 0.00 | 100.00 |
| 8 | 64238 | 4925 | Guaranty Income Life Ins Co | IA | 5 | 117 | 134 | 35 | 0.00 | 100.00 |
| 9 | 68195 | 565 | Provident Life & Accident Ins Co | TN | 187 | 1,290 | 49 | 0 | 0.00 | 100.00 |
| 10 | 87726 | 4932 | BrightHouse Life Ins Co | DE | 100 | 159 | 45 | 0 | 0.00 | 100.00 |
| | | | ** STATE TOTAL ** | | 799 | 13,435 | 31,334,328 | 1,540,632 | 100.00 | 100.00 |

CAUTION: The information contained on this page is unaudited and not a complete analysis nor is it an expression of opinion on any insurer. This page may contain inadvertent errors.

**2021 LONG-TERM CARE INSURANCE EXPERIENCE REPORTING FORM 5
EXTENDED BENEFITS POLICIES - MARKET SHARE - TOP TEN COMPANIES
BY ACTUAL EARNED PREMIUMS**

INDIANA

| Rank | Company Code | Group Code | Company Name | State of Domicile | NBR of New Lives Insured | NBR of Lives In Force Year End | Earned Premiums | Incurred Claims | Market Share Percentage | Cummulative Market Share |
|------|--------------|------------|----------------------------------|-------------------|--------------------------|--------------------------------|-----------------|-----------------|-------------------------|--------------------------|
| 1 | 65676 | 20 | Lincoln Natl Life Ins Co | IN | 110 | 3,636 | 10,277,351 | 539,105 | 98.29 | 98.29 |
| 2 | 67652 | 20 | First Penn Pacific Life Ins Co | IN | 0 | 175 | 148,714 | 45,785 | 1.42 | 99.72 |
| 3 | 91596 | 826 | New York Life Ins & Ann Corp | DE | 5 | 66 | 29,199 | 0 | 0.28 | 100.00 |
| 4 | 65935 | 435 | Massachusetts Mut Life Ins Co | MA | 15 | 94 | 210 | 0 | 0.00 | 100.00 |
| 5 | 64238 | 4925 | Guaranty Income Life Ins Co | IA | 6 | 71 | 80 | 0 | 0.00 | 100.00 |
| 6 | 65838 | 904 | John Hancock Life Ins Co USA | MI | 0 | 91 | 75 | 0 | 0.00 | 100.00 |
| 7 | 65005 | 4 | RiverSource Life Ins Co | MN | 1 | 44 | 53 | 0 | 0.00 | 100.00 |
| 8 | 69868 | 261 | United Of Omaha Life Ins Co | NE | 0 | 31 | 45 | 0 | 0.00 | 100.00 |
| 9 | 68195 | 565 | Provident Life & Accident Ins Co | TN | 118 | 1,028 | 26 | 0 | 0.00 | 100.00 |
| 10 | 87726 | 4932 | BrightHouse Life Ins Co | DE | 13 | 29 | 8 | 0 | 0.00 | 100.00 |
| | | | ** STATE TOTAL ** | | 268 | 5,450 | 10,455,761 | 584,890 | 100.00 | 100.00 |

CAUTION: The information contained on this page is unaudited and not a complete analysis nor is it an expression of opinion on any insurer. This page may contain inadvertent errors.

**2021 LONG-TERM CARE INSURANCE EXPERIENCE REPORTING FORM 5
EXTENDED BENEFITS POLICIES - MARKET SHARE - TOP TEN COMPANIES
BY ACTUAL EARNED PREMIUMS**

IOWA

| Rank | Company Code | Group Code | Company Name | State of Domicile | NBR of New Lives Insured | NBR of Lives In Force Year End | Earned Premiums | Incurred Claims | Market Share Percentage | Cummulative Market Share |
|------|--------------|------------|--------------------------------|-------------------|--------------------------|--------------------------------|-----------------|-----------------|-------------------------|--------------------------|
| 1 | 65676 | 20 | Lincoln Natl Life Ins Co | IN | 36 | 1,514 | 3,595,313 | 205,875 | 95.50 | 95.50 |
| 2 | 91596 | 826 | New York Life Ins & Ann Corp | DE | 18 | 201 | 122,223 | 19,944 | 3.25 | 98.75 |
| 3 | 67652 | 20 | First Penn Pacific Life Ins Co | IN | 0 | 81 | 46,497 | 58,128 | 1.24 | 99.98 |
| 4 | 65935 | 435 | Massachusetts Mut Life Ins Co | MA | 16 | 54 | 309 | 0 | 0.01 | 99.99 |
| 5 | 65838 | 904 | John Hancock Life Ins Co USA | MI | 0 | 101 | 71 | 0 | 0.00 | 99.99 |
| 6 | 64238 | 4925 | Guaranty Income Life Ins Co | IA | 10 | 54 | 67 | 0 | 0.00 | 100.00 |
| 7 | 69868 | 261 | United Of Omaha Life Ins Co | NE | 0 | 53 | 57 | 0 | 0.00 | 100.00 |
| 8 | 65005 | 4 | RiverSource Life Ins Co | MN | 2 | 29 | 36 | 0 | 0.00 | 100.00 |
| 9 | 69132 | 0 | State Mut Ins Co | GA | 0 | 44 | 22 | 0 | 0.00 | 100.00 |
| 10 | 87726 | 4932 | BrightHouse Life Ins Co | DE | 12 | 20 | 5 | 0 | 0.00 | 100.00 |
| | | | ** STATE TOTAL ** | | 111 | 2,408 | 3,764,604 | 283,948 | 100.00 | 100.00 |

CAUTION: The information contained on this page is unaudited and not a complete analysis nor is it an expression of opinion on any insurer. This page may contain inadvertent errors.

**2021 LONG-TERM CARE INSURANCE EXPERIENCE REPORTING FORM 5
EXTENDED BENEFITS POLICIES - MARKET SHARE - TOP TEN COMPANIES
BY ACTUAL EARNED PREMIUMS**

KANSAS

| Rank | Company Code | Group Code | Company Name | State of Domicile | NBR of New Lives Insured | NBR of Lives In Force Year End | Earned Premiums | Incurred Claims | Market Share Percentage | Cummulative Market Share |
|------|--------------|------------|----------------------------------|-------------------|--------------------------|--------------------------------|-----------------|-----------------|-------------------------|--------------------------|
| 1 | 65676 | 20 | Lincoln Natl Life Ins Co | IN | 55 | 1,641 | 3,493,343 | 199,116 | 97.10 | 97.10 |
| 2 | 91596 | 826 | New York Life Ins & Ann Corp | DE | 17 | 182 | 86,195 | 0 | 2.40 | 99.49 |
| 3 | 67652 | 20 | First Penn Pacific Life Ins Co | IN | 0 | 25 | 17,960 | 9,412 | 0.50 | 99.99 |
| 4 | 65935 | 435 | Massachusetts Mut Life Ins Co | MA | 9 | 56 | 163 | 0 | 0.00 | 100.00 |
| 5 | 65005 | 4 | RiverSource Life Ins Co | MN | 1 | 52 | 59 | 0 | 0.00 | 100.00 |
| 6 | 65838 | 904 | John Hancock Life Ins Co USA | MI | 0 | 62 | 53 | 0 | 0.00 | 100.00 |
| 7 | 64238 | 4925 | Guaranty Income Life Ins Co | IA | 0 | 13 | 14 | 0 | 0.00 | 100.00 |
| 8 | 68195 | 565 | Provident Life & Accident Ins Co | TN | 22 | 135 | 5 | 0 | 0.00 | 100.00 |
| 9 | 87726 | 4932 | Brighthouse Life Ins Co | DE | 7 | 15 | 4 | 0 | 0.00 | 100.00 |
| 10 | 69868 | 261 | United Of Omaha Life Ins Co | NE | 0 | 4 | 3 | 0 | 0.00 | 100.00 |
| | | | ** STATE TOTAL ** | | 111 | 2,295 | 3,597,799 | 208,528 | 100.00 | 100.00 |

CAUTION: The information contained on this page is unaudited and not a complete analysis nor is it an expression of opinion on any insurer. This page may contain inadvertent errors.

**2021 LONG-TERM CARE INSURANCE EXPERIENCE REPORTING FORM 5
EXTENDED BENEFITS POLICIES - MARKET SHARE - TOP TEN COMPANIES
BY ACTUAL EARNED PREMIUMS**

KENTUCKY

| Rank | Company Code | Group Code | Company Name | State of Domicile | NBR of New Lives Insured | NBR of Lives In Force Year End | Earned Premiums | Incurred Claims | Market Share Percentage | Cummulative Market Share |
|------|--------------|------------|----------------------------------|-------------------|--------------------------|--------------------------------|-----------------|-----------------|-------------------------|--------------------------|
| 1 | 65676 | 20 | Lincoln Natl Life Ins Co | IN | 56 | 1,965 | 5,322,228 | 207,471 | 96.85 | 96.85 |
| 2 | 91596 | 826 | New York Life Ins & Ann Corp | DE | 23 | 116 | 118,315 | 0 | 2.15 | 99.01 |
| 3 | 67652 | 20 | First Penn Pacific Life Ins Co | IN | 0 | 87 | 54,365 | 88,025 | 0.99 | 100.00 |
| 4 | 65935 | 435 | Massachusetts Mut Life Ins Co | MA | 6 | 52 | 71 | 0 | 0.00 | 100.00 |
| 5 | 65838 | 904 | John Hancock Life Ins Co USA | MI | 0 | 50 | 46 | 0 | 0.00 | 100.00 |
| 6 | 65005 | 4 | RiverSource Life Ins Co | MN | 0 | 27 | 31 | 0 | 0.00 | 100.00 |
| 7 | 64238 | 4925 | Guaranty Income Life Ins Co | IA | 0 | 19 | 27 | 0 | 0.00 | 100.00 |
| 8 | 68195 | 565 | Provident Life & Accident Ins Co | TN | 117 | 636 | 23 | 0 | 0.00 | 100.00 |
| 9 | 87726 | 4932 | Brighthouse Life Ins Co | DE | 20 | 26 | 9 | 0 | 0.00 | 100.00 |
| 10 | 69868 | 261 | United Of Omaha Life Ins Co | NE | 0 | 5 | 6 | 0 | 0.00 | 100.00 |
| | | | ** STATE TOTAL ** | | 222 | 3,062 | 5,495,121 | 295,496 | 100.00 | 100.00 |

CAUTION: The information contained on this page is unaudited and not a complete analysis nor is it an expression of opinion on any insurer. This page may contain inadvertent errors.

**2021 LONG-TERM CARE INSURANCE EXPERIENCE REPORTING FORM 5
EXTENDED BENEFITS POLICIES - MARKET SHARE - TOP TEN COMPANIES
BY ACTUAL EARNED PREMIUMS**

LOUISIANA

| Rank | Company Code | Group Code | Company Name | State of Domicile | NBR of New Lives Insured | NBR of Lives In Force Year End | Earned Premiums | Incurred Claims | Market Share Percentage | Cummulative Market Share |
|------|--------------|------------|----------------------------------|-------------------|--------------------------|--------------------------------|-----------------|-----------------|-------------------------|--------------------------|
| 1 | 65676 | 20 | Lincoln Natl Life Ins Co | IN | 60 | 2,157 | 4,817,832 | 529,264 | 95.01 | 95.01 |
| 2 | 91596 | 826 | New York Life Ins & Ann Corp | DE | 32 | 236 | 182,146 | 0 | 3.59 | 98.60 |
| 3 | 67652 | 20 | First Penn Pacific Life Ins Co | IN | 0 | 84 | 70,590 | 94,048 | 1.39 | 100.00 |
| 4 | 65005 | 4 | RiverSource Life Ins Co | MN | 1 | 58 | 71 | 0 | 0.00 | 100.00 |
| 5 | 65838 | 904 | John Hancock Life Ins Co USA | MI | 0 | 60 | 55 | 0 | 0.00 | 100.00 |
| 6 | 68195 | 565 | Provident Life & Accident Ins Co | TN | 204 | 1,358 | 41 | 0 | 0.00 | 100.00 |
| 6 | 65935 | 435 | Massachusetts Mut Life Ins Co | MA | 4 | 20 | 41 | 0 | 0.00 | 100.00 |
| 8 | 64238 | 4925 | Guaranty Income Life Ins Co | IA | 1 | 32 | 28 | 0 | 0.00 | 100.00 |
| 9 | 87726 | 4932 | Brighthouse Life Ins Co | DE | 21 | 32 | 9 | 0 | 0.00 | 100.00 |
| 10 | 69868 | 261 | United Of Omaha Life Ins Co | NE | 0 | 11 | 8 | 0 | 0.00 | 100.00 |
| | | | ** STATE TOTAL ** | | 323 | 4,156 | 5,070,821 | 623,312 | 100.00 | 100.00 |

CAUTION: The information contained on this page is unaudited and not a complete analysis nor is it an expression of opinion on any insurer. This page may contain inadvertent errors.

**2021 LONG-TERM CARE INSURANCE EXPERIENCE REPORTING FORM 5
EXTENDED BENEFITS POLICIES - MARKET SHARE - TOP TEN COMPANIES
BY ACTUAL EARNED PREMIUMS**

MAINE

| Rank | Company Code | Group Code | Company Name | State of Domicile | NBR of New Lives Insured | NBR of Lives In Force Year End | Earned Premiums | Incurred Claims | Market Share Percentage | Cummulative Market Share |
|------|--------------|------------|----------------------------------|-------------------|--------------------------|--------------------------------|-----------------|-----------------|-------------------------|--------------------------|
| 1 | 65676 | 20 | Lincoln Natl Life Ins Co | IN | 24 | 654 | 2,305,028 | 66,134 | 99.40 | 99.40 |
| 2 | 91596 | 826 | New York Life Ins & Ann Corp | DE | 3 | 33 | 8,123 | 0 | 0.35 | 99.75 |
| 3 | 67652 | 20 | First Penn Pacific Life Ins Co | IN | 0 | 5 | 5,632 | 37,433 | 0.24 | 99.99 |
| 4 | 65935 | 435 | Massachusetts Mut Life Ins Co | MA | 7 | 61 | 83 | 0 | 0.00 | 100.00 |
| 5 | 65005 | 4 | RiverSource Life Ins Co | MN | 2 | 25 | 36 | 0 | 0.00 | 100.00 |
| 6 | 69868 | 261 | United Of Omaha Life Ins Co | NE | 0 | 5 | 6 | 0 | 0.00 | 100.00 |
| 6 | 65838 | 904 | John Hancock Life Ins Co USA | MI | 0 | 9 | 6 | 0 | 0.00 | 100.00 |
| 8 | 68195 | 565 | Provident Life & Accident Ins Co | TN | 9 | 89 | 2 | 0 | 0.00 | 100.00 |
| 8 | 87726 | 4932 | Brighthouse Life Ins Co | DE | 4 | 5 | 2 | 0 | 0.00 | 100.00 |
| 10 | 61263 | 233 | Bankers Life & Cas Co | IL | 0 | 1 | 0 | 0 | 0.00 | 100.00 |
| 10 | 70025 | 4011 | Genworth Life Ins Co | DE | 0 | 45 | 0 | 0 | 0.00 | 100.00 |
| | | | ** STATE TOTAL ** | | 49 | 932 | 2,318,918 | 103,567 | 100.00 | 100.00 |

CAUTION: The information contained on this page is unaudited and not a complete analysis nor is it an expression of opinion on any insurer. This page may contain inadvertent errors.

**2021 LONG-TERM CARE INSURANCE EXPERIENCE REPORTING FORM 5
EXTENDED BENEFITS POLICIES - MARKET SHARE - TOP TEN COMPANIES
BY ACTUAL EARNED PREMIUMS**

MARYLAND

| Rank | Company Code | Group Code | Company Name | State of Domicile | NBR of New Lives Insured | NBR of Lives In Force Year End | Earned Premiums | Incurred Claims | Market Share Percentage | Cummulative Market Share |
|------|--------------|------------|----------------------------------|-------------------|--------------------------|--------------------------------|-----------------|-----------------|-------------------------|--------------------------|
| 1 | 65676 | 20 | Lincoln Natl Life Ins Co | IN | 183 | 5,863 | 19,332,276 | 951,322 | 97.44 | 97.44 |
| 2 | 91596 | 826 | New York Life Ins & Ann Corp | DE | 57 | 296 | 316,320 | 0 | 1.59 | 99.03 |
| 3 | 67652 | 20 | First Penn Pacific Life Ins Co | IN | 0 | 288 | 190,875 | 220,341 | 0.96 | 100.00 |
| 4 | 65935 | 435 | Massachusetts Mut Life Ins Co | MA | 45 | 188 | 698 | 0 | 0.00 | 100.00 |
| 5 | 65005 | 4 | RiverSource Life Ins Co | MN | 0 | 48 | 78 | 0 | 0.00 | 100.00 |
| 6 | 65838 | 904 | John Hancock Life Ins Co USA | MI | 0 | 98 | 70 | 20 | 0.00 | 100.00 |
| 7 | 68195 | 565 | Provident Life & Accident Ins Co | TN | 163 | 1,529 | 63 | 0 | 0.00 | 100.00 |
| 8 | 87726 | 4932 | Brighthouse Life Ins Co | DE | 35 | 46 | 14 | 0 | 0.00 | 100.00 |
| 9 | 69868 | 261 | United Of Omaha Life Ins Co | NE | 0 | 2 | 3 | 0 | 0.00 | 100.00 |
| 9 | 64238 | 4925 | Guaranty Income Life Ins Co | IA | 0 | 0 | 3 | 0 | 0.00 | 100.00 |
| | | | ** STATE TOTAL ** | | 483 | 8,516 | 19,840,400 | 1,171,683 | 100.00 | 100.00 |

CAUTION: The information contained on this page is unaudited and not a complete analysis nor is it an expression of opinion on any insurer. This page may contain inadvertent errors.

**2021 LONG-TERM CARE INSURANCE EXPERIENCE REPORTING FORM 5
EXTENDED BENEFITS POLICIES - MARKET SHARE - TOP TEN COMPANIES
BY ACTUAL EARNED PREMIUMS**

MASSACHUSETTS

| Rank | Company Code | Group Code | Company Name | State of Domicile | NBR of New Lives Insured | NBR of Lives In Force Year End | Earned Premiums | Incurred Claims | Market Share Percentage | Cummulative Market Share |
|------|--------------|------------|----------------------------------|-------------------|--------------------------|--------------------------------|-----------------|-----------------|-------------------------|--------------------------|
| 1 | 65676 | 20 | Lincoln Natl Life Ins Co | IN | 133 | 4,562 | 17,953,117 | 400,621 | 95.92 | 95.92 |
| 2 | 91596 | 826 | New York Life Ins & Ann Corp | DE | 109 | 496 | 748,810 | 0 | 4.00 | 99.92 |
| 3 | 67652 | 20 | First Penn Pacific Life Ins Co | IN | 0 | 11 | 12,822 | 38,087 | 0.07 | 99.98 |
| 4 | 65935 | 435 | Massachusetts Mut Life Ins Co | MA | 139 | 727 | 2,702 | 0 | 0.01 | 100.00 |
| 5 | 65838 | 904 | John Hancock Life Ins Co USA | MI | 0 | 133 | 136 | 27 | 0.00 | 100.00 |
| 6 | 65005 | 4 | RiverSource Life Ins Co | MN | 4 | 55 | 89 | 0 | 0.00 | 100.00 |
| 7 | 87726 | 4932 | BrightHouse Life Ins Co | DE | 16 | 35 | 11 | 0 | 0.00 | 100.00 |
| 8 | 69868 | 261 | United Of Omaha Life Ins Co | NE | 0 | 5 | 5 | 0 | 0.00 | 100.00 |
| 8 | 68195 | 565 | Provident Life & Accident Ins Co | TN | 34 | 182 | 5 | 0 | 0.00 | 100.00 |
| 10 | 70025 | 4011 | Genworth Life Ins Co | DE | 0 | 105 | 0 | 0 | 0.00 | 100.00 |
| 10 | 64238 | 4925 | Guaranty Income Life Ins Co | IA | 0 | 1 | 0 | 0 | 0.00 | 100.00 |
| | | | ** STATE TOTAL ** | | 435 | 6,312 | 18,717,697 | 438,735 | 100.00 | 100.00 |

CAUTION: The information contained on this page is unaudited and not a complete analysis nor is it an expression of opinion on any insurer. This page may contain inadvertent errors.

**2021 LONG-TERM CARE INSURANCE EXPERIENCE REPORTING FORM 5
EXTENDED BENEFITS POLICIES - MARKET SHARE - TOP TEN COMPANIES
BY ACTUAL EARNED PREMIUMS**

MICHIGAN

| Rank | Company Code | Group Code | Company Name | State of Domicile | NBR of New Lives Insured | NBR of Lives In Force Year End | Earned Premiums | Incurred Claims | Market Share Percentage | Cummulative Market Share |
|------|--------------|------------|----------------------------------|-------------------|--------------------------|--------------------------------|-----------------|-----------------|-------------------------|--------------------------|
| 1 | 65676 | 20 | Lincoln Natl Life Ins Co | IN | 182 | 5,436 | 15,402,978 | 1,133,658 | 97.32 | 97.32 |
| 2 | 91596 | 826 | New York Life Ins & Ann Corp | DE | 36 | 164 | 222,954 | 0 | 1.41 | 98.73 |
| 3 | 67652 | 20 | First Penn Pacific Life Ins Co | IN | 0 | 212 | 198,897 | 216,026 | 1.26 | 99.99 |
| 4 | 65935 | 435 | Massachusetts Mut Life Ins Co | MA | 84 | 422 | 1,149 | 0 | 0.01 | 100.00 |
| 5 | 65005 | 4 | RiverSource Life Ins Co | MN | 18 | 179 | 230 | 0 | 0.00 | 100.00 |
| 6 | 65838 | 904 | John Hancock Life Ins Co USA | MI | 0 | 289 | 222 | 53 | 0.00 | 100.00 |
| 7 | 69868 | 261 | United Of Omaha Life Ins Co | NE | 0 | 60 | 70 | 0 | 0.00 | 100.00 |
| 8 | 68195 | 565 | Provident Life & Accident Ins Co | TN | 140 | 1,669 | 52 | 0 | 0.00 | 100.00 |
| 9 | 64238 | 4925 | Guaranty Income Life Ins Co | IA | 2 | 31 | 51 | 21 | 0.00 | 100.00 |
| 10 | 87726 | 4932 | Brighthouse Life Ins Co | DE | 37 | 101 | 24 | 0 | 0.00 | 100.00 |
| | | | ** STATE TOTAL ** | | 499 | 8,850 | 15,826,627 | 1,349,980 | 100.00 | 100.00 |

CAUTION: The information contained on this page is unaudited and not a complete analysis nor is it an expression of opinion on any insurer. This page may contain inadvertent errors.

**2021 LONG-TERM CARE INSURANCE EXPERIENCE REPORTING FORM 5
EXTENDED BENEFITS POLICIES - MARKET SHARE - TOP TEN COMPANIES
BY ACTUAL EARNED PREMIUMS**

MINNESOTA

| Rank | Company Code | Group Code | Company Name | State of Domicile | NBR of New Lives Insured | NBR of Lives In Force Year End | Earned Premiums | Incurred Claims | Market Share Percentage | Cummulative Market Share |
|------|--------------|------------|----------------------------------|-------------------|--------------------------|--------------------------------|-----------------|-----------------|-------------------------|--------------------------|
| 1 | 65676 | 20 | Lincoln Natl Life Ins Co | IN | 104 | 3,662 | 10,647,954 | 132,862 | 96.32 | 96.32 |
| 2 | 91596 | 826 | New York Life Ins & Ann Corp | DE | 32 | 94 | 255,639 | 0 | 2.31 | 98.63 |
| 3 | 67652 | 20 | First Penn Pacific Life Ins Co | IN | 0 | 168 | 150,663 | 233,291 | 1.36 | 99.99 |
| 4 | 65935 | 435 | Massachusetts Mut Life Ins Co | MA | 28 | 166 | 310 | 0 | 0.00 | 100.00 |
| 5 | 65005 | 4 | RiverSource Life Ins Co | MN | 3 | 130 | 180 | 0 | 0.00 | 100.00 |
| 6 | 69868 | 261 | United Of Omaha Life Ins Co | NE | 0 | 37 | 39 | 0 | 0.00 | 100.00 |
| 7 | 87726 | 4932 | BrightHouse Life Ins Co | DE | 34 | 55 | 15 | 0 | 0.00 | 100.00 |
| 8 | 68195 | 565 | Provident Life & Accident Ins Co | TN | 143 | 359 | 12 | 0 | 0.00 | 100.00 |
| 9 | 65838 | 904 | John Hancock Life Ins Co USA | MI | 0 | 91 | 10 | 0 | 0.00 | 100.00 |
| 10 | 64238 | 4925 | Guaranty Income Life Ins Co | IA | 0 | 0 | 4 | 0 | 0.00 | 100.00 |
| | | | ** STATE TOTAL ** | | 344 | 4,982 | 11,054,826 | 366,153 | 100.00 | 100.00 |

CAUTION: The information contained on this page is unaudited and not a complete analysis nor is it an expression of opinion on any insurer. This page may contain inadvertent errors.

**2021 LONG-TERM CARE INSURANCE EXPERIENCE REPORTING FORM 5
EXTENDED BENEFITS POLICIES - MARKET SHARE - TOP TEN COMPANIES
BY ACTUAL EARNED PREMIUMS**

MISSISSIPPI

| Rank | Company Code | Group Code | Company Name | State of Domicile | NBR of New Lives Insured | NBR of Lives In Force Year End | Earned Premiums | Incurred Claims | Market Share Percentage | Cummulative Market Share |
|------|--------------|------------|----------------------------------|-------------------|--------------------------|--------------------------------|-----------------|-----------------|-------------------------|--------------------------|
| 1 | 65676 | 20 | Lincoln Natl Life Ins Co | IN | 24 | 594 | 1,458,123 | 142,622 | 94.60 | 94.60 |
| 2 | 91596 | 826 | New York Life Ins & Ann Corp | DE | 7 | 71 | 78,449 | 0 | 5.09 | 99.69 |
| 3 | 67652 | 20 | First Penn Pacific Life Ins Co | IN | 0 | 8 | 4,529 | 7,635 | 0.29 | 99.98 |
| 4 | 65935 | 435 | Massachusetts Mut Life Ins Co | MA | 13 | 54 | 207 | 0 | 0.01 | 99.99 |
| 5 | 68195 | 565 | Provident Life & Accident Ins Co | TN | 139 | 1,112 | 34 | 0 | 0.00 | 100.00 |
| 6 | 64238 | 4925 | Guaranty Income Life Ins Co | IA | 1 | 10 | 16 | 0 | 0.00 | 100.00 |
| 7 | 65838 | 904 | John Hancock Life Ins Co USA | MI | 0 | 20 | 10 | 0 | 0.00 | 100.00 |
| 8 | 69868 | 261 | United Of Omaha Life Ins Co | NE | 0 | 11 | 9 | 0 | 0.00 | 100.00 |
| 9 | 65005 | 4 | RiverSource Life Ins Co | MN | 2 | 7 | 7 | 0 | 0.00 | 100.00 |
| 10 | 87726 | 4932 | BrightHouse Life Ins Co | DE | 6 | 11 | 4 | 0 | 0.00 | 100.00 |
| | | | ** STATE TOTAL ** | | 192 | 1,941 | 1,541,388 | 150,257 | 100.00 | 100.00 |

CAUTION: The information contained on this page is unaudited and not a complete analysis nor is it an expression of opinion on any insurer. This page may contain inadvertent errors.

**2021 LONG-TERM CARE INSURANCE EXPERIENCE REPORTING FORM 5
EXTENDED BENEFITS POLICIES - MARKET SHARE - TOP TEN COMPANIES
BY ACTUAL EARNED PREMIUMS**

MISSOURI

| Rank | Company Code | Group Code | Company Name | State of Domicile | NBR of New Lives Insured | NBR of Lives In Force Year End | Earned Premiums | Incurred Claims | Market Share Percentage | Cummulative Market Share |
|------|--------------|------------|----------------------------------|-------------------|--------------------------|--------------------------------|-----------------|-----------------|-------------------------|--------------------------|
| 1 | 65676 | 20 | Lincoln Natl Life Ins Co | IN | 127 | 3,966 | 9,866,041 | 693,046 | 96.99 | 96.99 |
| 2 | 91596 | 826 | New York Life Ins & Ann Corp | DE | 47 | 221 | 236,754 | 0 | 2.33 | 99.32 |
| 3 | 67652 | 20 | First Penn Pacific Life Ins Co | IN | 0 | 85 | 68,902 | 112,359 | 0.68 | 99.99 |
| 4 | 65935 | 435 | Massachusetts Mut Life Ins Co | MA | 35 | 218 | 440 | 0 | 0.00 | 100.00 |
| 5 | 65838 | 904 | John Hancock Life Ins Co USA | MI | 0 | 83 | 68 | 0 | 0.00 | 100.00 |
| 6 | 64238 | 4925 | Guaranty Income Life Ins Co | IA | 2 | 44 | 47 | 110 | 0.00 | 100.00 |
| 7 | 69868 | 261 | United Of Omaha Life Ins Co | NE | 0 | 31 | 37 | 0 | 0.00 | 100.00 |
| 8 | 65005 | 4 | RiverSource Life Ins Co | MN | 1 | 22 | 30 | 0 | 0.00 | 100.00 |
| 9 | 68195 | 565 | Provident Life & Accident Ins Co | TN | 154 | 685 | 22 | 0 | 0.00 | 100.00 |
| 10 | 87726 | 4932 | BrightHouse Life Ins Co | DE | 34 | 53 | 15 | 0 | 0.00 | 100.00 |
| | | | ** STATE TOTAL ** | | 400 | 5,624 | 10,172,356 | 805,567 | 100.00 | 100.00 |

CAUTION: The information contained on this page is unaudited and not a complete analysis nor is it an expression of opinion on any insurer. This page may contain inadvertent errors.

**2021 LONG-TERM CARE INSURANCE EXPERIENCE REPORTING FORM 5
EXTENDED BENEFITS POLICIES - MARKET SHARE - TOP TEN COMPANIES
BY ACTUAL EARNED PREMIUMS**

MONTANA

| Rank | Company Code | Group Code | Company Name | State of Domicile | NBR of New Lives Insured | NBR of Lives In Force Year End | Earned Premiums | Incurred Claims | Market Share Percentage | Cummulative Market Share |
|------|--------------|------------|----------------------------------|-------------------|--------------------------|--------------------------------|-----------------|-----------------|-------------------------|--------------------------|
| 1 | 65676 | 20 | Lincoln Natl Life Ins Co | IN | 29 | 565 | 1,825,448 | 36,034 | 99.25 | 99.25 |
| 2 | 91596 | 826 | New York Life Ins & Ann Corp | DE | 1 | 66 | 13,655 | 0 | 0.74 | 100.00 |
| 3 | 65005 | 4 | RiverSource Life Ins Co | MN | 3 | 22 | 25 | 0 | 0.00 | 100.00 |
| 4 | 65935 | 435 | Massachusetts Mut Life Ins Co | MA | 1 | 11 | 13 | 0 | 0.00 | 100.00 |
| 5 | 64238 | 4925 | Guaranty Income Life Ins Co | IA | 0 | 8 | 10 | 0 | 0.00 | 100.00 |
| 6 | 65838 | 904 | John Hancock Life Ins Co USA | MI | 0 | 16 | 4 | 0 | 0.00 | 100.00 |
| 7 | 87726 | 4932 | BrightHouse Life Ins Co | DE | 4 | 4 | 2 | 0 | 0.00 | 100.00 |
| 8 | 68195 | 565 | Provident Life & Accident Ins Co | TN | 6 | 30 | 1 | 0 | 0.00 | 100.00 |
| 9 | 70025 | 4011 | Genworth Life Ins Co | DE | 0 | 17 | 0 | 0 | 0.00 | 100.00 |
| | | | ** STATE TOTAL ** | | 44 | 739 | 1,839,158 | 36,034 | 100.00 | 100.00 |

CAUTION: The information contained on this page is unaudited and not a complete analysis nor is it an expression of opinion on any insurer. This page may contain inadvertent errors.

**2021 LONG-TERM CARE INSURANCE EXPERIENCE REPORTING FORM 5
EXTENDED BENEFITS POLICIES - MARKET SHARE - TOP TEN COMPANIES
BY ACTUAL EARNED PREMIUMS**

NEBRASKA

| Rank | Company Code | Group Code | Company Name | State of Domicile | NBR of New Lives Insured | NBR of Lives In Force Year End | Earned Premiums | Incurred Claims | Market Share Percentage | Cummulative Market Share |
|------|--------------|------------|----------------------------------|-------------------|--------------------------|--------------------------------|-----------------|-----------------|-------------------------|--------------------------|
| 1 | 65676 | 20 | Lincoln Natl Life Ins Co | IN | 42 | 1,054 | 2,667,781 | 135,510 | 97.61 | 97.61 |
| 2 | 91596 | 826 | New York Life Ins & Ann Corp | DE | 8 | 81 | 32,659 | 0 | 1.19 | 98.81 |
| 3 | 67652 | 20 | First Penn Pacific Life Ins Co | IN | 0 | 51 | 32,523 | 0 | 1.19 | 100.00 |
| 4 | 64238 | 4925 | Guaranty Income Life Ins Co | IA | 2 | 29 | 42 | 74 | 0.00 | 100.00 |
| 5 | 69868 | 261 | United Of Omaha Life Ins Co | NE | 0 | 36 | 38 | 0 | 0.00 | 100.00 |
| 6 | 65838 | 904 | John Hancock Life Ins Co USA | MI | 0 | 24 | 18 | 0 | 0.00 | 100.00 |
| 7 | 65005 | 4 | RiverSource Life Ins Co | MN | 0 | 8 | 14 | 0 | 0.00 | 100.00 |
| 8 | 68195 | 565 | Provident Life & Accident Ins Co | TN | 24 | 178 | 6 | 0 | 0.00 | 100.00 |
| 9 | 87726 | 4932 | Brighthouse Life Ins Co | DE | 4 | 10 | 2 | 0 | 0.00 | 100.00 |
| 10 | 65935 | 435 | Massachusetts Mut Life Ins Co | MA | 0 | 35 | 0 | 0 | 0.00 | 100.00 |
| 10 | 70025 | 4011 | Genworth Life Ins Co | DE | 0 | 88 | 0 | 0 | 0.00 | 100.00 |
| | | | ** STATE TOTAL ** | | 80 | 1,594 | 2,733,083 | 135,584 | 100.00 | 100.00 |

CAUTION: The information contained on this page is unaudited and not a complete analysis nor is it an expression of opinion on any insurer. This page may contain inadvertent errors.

**2021 LONG-TERM CARE INSURANCE EXPERIENCE REPORTING FORM 5
EXTENDED BENEFITS POLICIES - MARKET SHARE - TOP TEN COMPANIES
BY ACTUAL EARNED PREMIUMS**

NEVADA

| Rank | Company Code | Group Code | Company Name | State of Domicile | NBR of New Lives Insured | NBR of Lives In Force Year End | Earned Premiums | Incurred Claims | Market Share Percentage | Cummulative Market Share |
|------|--------------|------------|----------------------------------|-------------------|--------------------------|--------------------------------|-----------------|-----------------|-------------------------|--------------------------|
| 1 | 65676 | 20 | Lincoln Natl Life Ins Co | IN | 36 | 1,120 | 2,850,999 | 121,992 | 95.59 | 95.59 |
| 2 | 91596 | 826 | New York Life Ins & Ann Corp | DE | 17 | 136 | 67,114 | 0 | 2.25 | 97.84 |
| 3 | 67652 | 20 | First Penn Pacific Life Ins Co | IN | 0 | 66 | 64,211 | 71,185 | 2.15 | 100.00 |
| 4 | 65005 | 4 | RiverSource Life Ins Co | MN | 1 | 24 | 35 | 0 | 0.00 | 100.00 |
| 5 | 65935 | 435 | Massachusetts Mut Life Ins Co | MA | 3 | 27 | 34 | 0 | 0.00 | 100.00 |
| 6 | 64238 | 4925 | Guaranty Income Life Ins Co | IA | 1 | 20 | 29 | 0 | 0.00 | 100.00 |
| 7 | 65838 | 904 | John Hancock Life Ins Co USA | MI | 0 | 20 | 21 | 0 | 0.00 | 100.00 |
| 8 | 87726 | 4932 | Brighthouse Life Ins Co | DE | 11 | 20 | 6 | 0 | 0.00 | 100.00 |
| 9 | 68195 | 565 | Provident Life & Accident Ins Co | TN | 42 | 112 | 3 | 0 | 0.00 | 100.00 |
| 10 | 69868 | 261 | United Of Omaha Life Ins Co | NE | 0 | 1 | 1 | 0 | 0.00 | 100.00 |
| | | | ** STATE TOTAL ** | | 111 | 1,577 | 2,982,453 | 193,177 | 100.00 | 100.00 |

CAUTION: The information contained on this page is unaudited and not a complete analysis nor is it an expression of opinion on any insurer. This page may contain inadvertent errors.

**2021 LONG-TERM CARE INSURANCE EXPERIENCE REPORTING FORM 5
EXTENDED BENEFITS POLICIES - MARKET SHARE - TOP TEN COMPANIES
BY ACTUAL EARNED PREMIUMS**

NEW HAMPSHIRE

| Rank | Company Code | Group Code | Company Name | State of Domicile | NBR of New Lives Insured | NBR of Lives In Force Year End | Earned Premiums | Incurred Claims | Market Share Percentage | Cummulative Market Share |
|------|--------------|------------|----------------------------------|-------------------|--------------------------|--------------------------------|-----------------|-----------------|-------------------------|--------------------------|
| 1 | 65676 | 20 | Lincoln Natl Life Ins Co | IN | 30 | 1,017 | 3,509,929 | 137,367 | 97.01 | 97.01 |
| 2 | 91596 | 826 | New York Life Ins & Ann Corp | DE | 10 | 74 | 90,897 | 0 | 2.51 | 99.52 |
| 3 | 67652 | 20 | First Penn Pacific Life Ins Co | IN | 0 | 10 | 16,458 | 0 | 0.45 | 99.97 |
| 4 | 65935 | 435 | Massachusetts Mut Life Ins Co | MA | 44 | 179 | 854 | 0 | 0.02 | 100.00 |
| 5 | 65005 | 4 | RiverSource Life Ins Co | MN | 2 | 31 | 48 | 0 | 0.00 | 100.00 |
| 6 | 65838 | 904 | John Hancock Life Ins Co USA | MI | 0 | 29 | 26 | 0 | 0.00 | 100.00 |
| 7 | 87726 | 4932 | BrightHouse Life Ins Co | DE | 6 | 12 | 3 | 0 | 0.00 | 100.00 |
| 8 | 64238 | 4925 | Guaranty Income Life Ins Co | IA | 0 | 0 | 1 | 0 | 0.00 | 100.00 |
| 9 | 68195 | 565 | Provident Life & Accident Ins Co | TN | 1 | 1 | 0 | 0 | 0.00 | 100.00 |
| 9 | 70025 | 4011 | Genworth Life Ins Co | DE | 0 | 61 | 0 | 0 | 0.00 | 100.00 |
| | | | ** STATE TOTAL ** | | 93 | 1,414 | 3,618,216 | 137,367 | 100.00 | 100.00 |

CAUTION: The information contained on this page is unaudited and not a complete analysis nor is it an expression of opinion on any insurer. This page may contain inadvertent errors.

**2021 LONG-TERM CARE INSURANCE EXPERIENCE REPORTING FORM 5
EXTENDED BENEFITS POLICIES - MARKET SHARE - TOP TEN COMPANIES
BY ACTUAL EARNED PREMIUMS**

NEW JERSEY

| Rank | Company Code | Group Code | Company Name | State of Domicile | NBR of New Lives Insured | NBR of Lives In Force Year End | Earned Premiums | Incurred Claims | Market Share Percentage | Cummulative Market Share |
|------|--------------|------------|----------------------------------|-------------------|--------------------------|--------------------------------|-----------------|-----------------|-------------------------|--------------------------|
| 1 | 65676 | 20 | Lincoln Natl Life Ins Co | IN | 192 | 7,904 | 27,499,577 | 1,027,851 | 97.75 | 97.75 |
| 2 | 91596 | 826 | New York Life Ins & Ann Corp | DE | 118 | 243 | 629,365 | 0 | 2.24 | 99.99 |
| 3 | 65935 | 435 | Massachusetts Mut Life Ins Co | MA | 135 | 570 | 2,612 | 0 | 0.01 | 100.00 |
| 4 | 67652 | 20 | First Penn Pacific Life Ins Co | IN | 0 | 6 | 639 | 0 | 0.00 | 100.00 |
| 5 | 65005 | 4 | RiverSource Life Ins Co | MN | 2 | 81 | 122 | 165 | 0.00 | 100.00 |
| 6 | 68195 | 565 | Provident Life & Accident Ins Co | TN | 75 | 1,464 | 67 | 0 | 0.00 | 100.00 |
| 7 | 65838 | 904 | John Hancock Life Ins Co USA | MI | 0 | 107 | 31 | 0 | 0.00 | 100.00 |
| 8 | 87726 | 4932 | Brighthouse Life Ins Co | DE | 54 | 90 | 28 | 0 | 0.00 | 100.00 |
| 9 | 69868 | 261 | United Of Omaha Life Ins Co | NE | 0 | 1 | 3 | 0 | 0.00 | 100.00 |
| 10 | 70025 | 4011 | Genworth Life Ins Co | DE | 0 | 342 | 0 | 150 | 0.00 | 100.00 |
| | | | ** STATE TOTAL ** | | 576 | 10,808 | 28,132,444 | 1,028,166 | 100.00 | 100.00 |

CAUTION: The information contained on this page is unaudited and not a complete analysis nor is it an expression of opinion on any insurer. This page may contain inadvertent errors.

**2021 LONG-TERM CARE INSURANCE EXPERIENCE REPORTING FORM 5
EXTENDED BENEFITS POLICIES - MARKET SHARE - TOP TEN COMPANIES
BY ACTUAL EARNED PREMIUMS**

NEW MEXICO

| Rank | Company Code | Group Code | Company Name | State of Domicile | NBR of New Lives Insured | NBR of Lives In Force Year End | Earned Premiums | Incurred Claims | Market Share Percentage | Cummulative Market Share |
|------|--------------|------------|----------------------------------|-------------------|--------------------------|--------------------------------|-----------------|-----------------|-------------------------|--------------------------|
| 1 | 65676 | 20 | Lincoln Natl Life Ins Co | IN | 22 | 619 | 1,819,096 | 91,521 | 95.33 | 95.33 |
| 2 | 91596 | 826 | New York Life Ins & Ann Corp | DE | 8 | 88 | 59,789 | 0 | 3.13 | 98.47 |
| 3 | 67652 | 20 | First Penn Pacific Life Ins Co | IN | 0 | 27 | 29,146 | 9,863 | 1.53 | 99.99 |
| 4 | 64238 | 4925 | Guaranty Income Life Ins Co | IA | 1 | 50 | 57 | 5 | 0.00 | 100.00 |
| 5 | 65935 | 435 | Massachusetts Mut Life Ins Co | MA | 7 | 25 | 29 | 0 | 0.00 | 100.00 |
| 6 | 65838 | 904 | John Hancock Life Ins Co USA | MI | 0 | 28 | 17 | 0 | 0.00 | 100.00 |
| 6 | 65005 | 4 | RiverSource Life Ins Co | MN | 0 | 7 | 17 | 0 | 0.00 | 100.00 |
| 8 | 68195 | 565 | Provident Life & Accident Ins Co | TN | 16 | 160 | 8 | 0 | 0.00 | 100.00 |
| 9 | 87726 | 4932 | Brighthouse Life Ins Co | DE | 7 | 12 | 4 | 0 | 0.00 | 100.00 |
| 10 | 69868 | 261 | United Of Omaha Life Ins Co | NE | 0 | 2 | 2 | 0 | 0.00 | 100.00 |
| | | | ** STATE TOTAL ** | | 61 | 1,042 | 1,908,165 | 101,389 | 100.00 | 100.00 |

CAUTION: The information contained on this page is unaudited and not a complete analysis nor is it an expression of opinion on any insurer. This page may contain inadvertent errors.

**2021 LONG-TERM CARE INSURANCE EXPERIENCE REPORTING FORM 5
EXTENDED BENEFITS POLICIES - MARKET SHARE - TOP TEN COMPANIES
BY ACTUAL EARNED PREMIUMS**

NEW YORK

| Rank | Company Code | Group Code | Company Name | State of Domicile | NBR of New Lives Insured | NBR of Lives In Force Year End | Earned Premiums | Incurred Claims | Market Share Percentage | Cummulative Market Share |
|------|--------------|------------|-------------------------------|-------------------|--------------------------|--------------------------------|-----------------|-----------------|-------------------------|--------------------------|
| 1 | 62057 | 20 | Lincoln Life & Ann Co of NY | NY | 172 | 8,746 | 8,742,539 | 1,687,178 | 99.95 | 99.95 |
| 2 | 65935 | 435 | Massachusetts Mut Life Ins Co | MA | 135 | 583 | 4,309 | 0 | 0.05 | 100.00 |
| 3 | 69868 | 261 | United Of Omaha Life Ins Co | NE | 0 | 0 | 1 | 0 | 0.00 | 100.00 |
| 4 | 72990 | 4011 | Genworth Life Ins Co of NY | NY | 0 | 415 | 0 | 733 | 0.00 | 100.00 |
| 4 | 91596 | 826 | New York Life Ins & Ann Corp | DE | 0 | 767 | 0 | 0 | 0.00 | 100.00 |
| 6 | 64238 | 4925 | Guaranty Income Life Ins Co | IA | 0 | 0 | (1) | 0 | 0.00 | 100.00 |
| | | | ** STATE TOTAL ** | | 307 | 10,511 | 8,746,848 | 1,687,911 | 100.00 | 100.00 |

CAUTION: The information contained on this page is unaudited and not a complete analysis nor is it an expression of opinion on any insurer. This page may contain inadvertent errors.

**2021 LONG-TERM CARE INSURANCE EXPERIENCE REPORTING FORM 5
EXTENDED BENEFITS POLICIES - MARKET SHARE - TOP TEN COMPANIES
BY ACTUAL EARNED PREMIUMS**

NORTH CAROLINA

| Rank | Company Code | Group Code | Company Name | State of Domicile | NBR of New Lives Insured | NBR of Lives In Force Year End | Earned Premiums | Incurred Claims | Market Share Percentage | Cummulative Market Share |
|------|--------------|------------|--------------------------------|-------------------|--------------------------|--------------------------------|-----------------|-----------------|-------------------------|--------------------------|
| 1 | 65676 | 20 | Lincoln Natl Life Ins Co | IN | 308 | 8,508 | 23,828,779 | 1,270,926 | 97.99 | 97.99 |
| 2 | 91596 | 826 | New York Life Ins & Ann Corp | DE | 69 | 251 | 313,285 | 0 | 1.29 | 99.28 |
| 3 | 67652 | 20 | First Penn Pacific Life Ins Co | IN | 0 | 202 | 173,240 | 233,348 | 0.71 | 99.99 |
| 4 | 65935 | 435 | Massachusetts Mut Life Ins Co | MA | 56 | 333 | 936 | 0 | 0.00 | 100.00 |
| 5 | 65005 | 4 | RiverSource Life Ins Co | MN | 3 | 90 | 122 | 0 | 0.00 | 100.00 |
| 6 | 69868 | 261 | United Of Omaha Life Ins Co | NE | 0 | 51 | 90 | 0 | 0.00 | 100.00 |
| 7 | 64238 | 4925 | Guaranty Income Life Ins Co | IA | 4 | 50 | 79 | 40 | 0.00 | 100.00 |
| 8 | 87726 | 4932 | Brighthouse Life Ins Co | DE | 72 | 108 | 28 | 0 | 0.00 | 100.00 |
| 9 | 65838 | 904 | John Hancock Life Ins Co USA | MI | 0 | 63 | 13 | 0 | 0.00 | 100.00 |
| 10 | 61263 | 233 | Bankers Life & Cas Co | IL | 0 | 20 | 0 | 0 | 0.00 | 100.00 |
| 10 | 70025 | 4011 | Genworth Life Ins Co | DE | 0 | 220 | 0 | 0 | 0.00 | 100.00 |
| | | | ** STATE TOTAL ** | | 512 | 9,896 | 24,316,572 | 1,504,314 | 100.00 | 100.00 |

CAUTION: The information contained on this page is unaudited and not a complete analysis nor is it an expression of opinion on any insurer. This page may contain inadvertent errors.

**2021 LONG-TERM CARE INSURANCE EXPERIENCE REPORTING FORM 5
EXTENDED BENEFITS POLICIES - MARKET SHARE - TOP TEN COMPANIES
BY ACTUAL EARNED PREMIUMS**

NORTH DAKOTA

| Rank | Company Code | Group Code | Company Name | State of Domicile | NBR of New Lives Insured | NBR of Lives In Force Year End | Earned Premiums | Incurred Claims | Market Share Percentage | Cummulative Market Share |
|------|--------------|------------|----------------------------------|-------------------|--------------------------|--------------------------------|-----------------|-----------------|-------------------------|--------------------------|
| 1 | 65676 | 20 | Lincoln Natl Life Ins Co | IN | 19 | 502 | 1,683,497 | 17,945 | 98.80 | 98.80 |
| 2 | 91596 | 826 | New York Life Ins & Ann Corp | DE | 3 | 28 | 15,058 | 0 | 0.88 | 99.69 |
| 3 | 67652 | 20 | First Penn Pacific Life Ins Co | IN | 0 | 8 | 5,283 | 0 | 0.31 | 100.00 |
| 4 | 65838 | 904 | John Hancock Life Ins Co USA | MI | 0 | 27 | 20 | 0 | 0.00 | 100.00 |
| 5 | 65935 | 435 | Massachusetts Mut Life Ins Co | MA | 3 | 11 | 16 | 0 | 0.00 | 100.00 |
| 6 | 69868 | 261 | United Of Omaha Life Ins Co | NE | 0 | 9 | 9 | 0 | 0.00 | 100.00 |
| 7 | 64238 | 4925 | Guaranty Income Life Ins Co | IA | 0 | 7 | 5 | 5 | 0.00 | 100.00 |
| 8 | 68195 | 565 | Provident Life & Accident Ins Co | TN | 20 | 120 | 3 | 0 | 0.00 | 100.00 |
| 9 | 65005 | 4 | RiverSource Life Ins Co | MN | 0 | 2 | 2 | 0 | 0.00 | 100.00 |
| 10 | 87726 | 4932 | BrightHouse Life Ins Co | DE | 1 | 2 | 1 | 0 | 0.00 | 100.00 |
| | | | ** STATE TOTAL ** | | 46 | 765 | 1,703,894 | 17,950 | 100.00 | 100.00 |

CAUTION: The information contained on this page is unaudited and not a complete analysis nor is it an expression of opinion on any insurer. This page may contain inadvertent errors.

**2021 LONG-TERM CARE INSURANCE EXPERIENCE REPORTING FORM 5
EXTENDED BENEFITS POLICIES - MARKET SHARE - TOP TEN COMPANIES
BY ACTUAL EARNED PREMIUMS**

OHIO

| Rank | Company Code | Group Code | Company Name | State of Domicile | NBR of New Lives Insured | NBR of Lives In Force Year End | Earned Premiums | Incurred Claims | Market Share Percentage | Cummulative Market Share |
|------|--------------|------------|----------------------------------|-------------------|--------------------------|--------------------------------|-----------------|-----------------|-------------------------|--------------------------|
| 1 | 65676 | 20 | Lincoln Natl Life Ins Co | IN | 161 | 7,294 | 20,639,960 | 920,162 | 97.95 | 97.95 |
| 2 | 67652 | 20 | First Penn Pacific Life Ins Co | IN | 0 | 337 | 262,489 | 242,576 | 1.25 | 99.19 |
| 3 | 91596 | 826 | New York Life Ins & Ann Corp | DE | 34 | 393 | 169,001 | 0 | 0.80 | 99.99 |
| 4 | 65935 | 435 | Massachusetts Mut Life Ins Co | MA | 59 | 247 | 521 | 0 | 0.00 | 100.00 |
| 5 | 65838 | 904 | John Hancock Life Ins Co USA | MI | 0 | 282 | 207 | 0 | 0.00 | 100.00 |
| 6 | 68195 | 565 | Provident Life & Accident Ins Co | TN | 160 | 3,455 | 122 | 0 | 0.00 | 100.00 |
| 7 | 65005 | 4 | RiverSource Life Ins Co | MN | 9 | 104 | 121 | 0 | 0.00 | 100.00 |
| 8 | 64238 | 4925 | Guaranty Income Life Ins Co | IA | 1 | 83 | 87 | 79 | 0.00 | 100.00 |
| 9 | 69868 | 261 | United Of Omaha Life Ins Co | NE | 0 | 41 | 49 | 0 | 0.00 | 100.00 |
| 10 | 87726 | 4932 | BrightHouse Life Ins Co | DE | 25 | 57 | 17 | 0 | 0.00 | 100.00 |
| | | | ** STATE TOTAL ** | | 449 | 12,647 | 21,072,574 | 1,162,821 | 100.00 | 100.00 |

CAUTION: The information contained on this page is unaudited and not a complete analysis nor is it an expression of opinion on any insurer. This page may contain inadvertent errors.

**2021 LONG-TERM CARE INSURANCE EXPERIENCE REPORTING FORM 5
EXTENDED BENEFITS POLICIES - MARKET SHARE - TOP TEN COMPANIES
BY ACTUAL EARNED PREMIUMS**

OKLAHOMA

| Rank | Company Code | Group Code | Company Name | State of Domicile | NBR of New Lives Insured | NBR of Lives In Force Year End | Earned Premiums | Incurred Claims | Market Share Percentage | Cummulative Market Share |
|------|--------------|------------|----------------------------------|-------------------|--------------------------|--------------------------------|-----------------|-----------------|-------------------------|--------------------------|
| 1 | 65676 | 20 | Lincoln Natl Life Ins Co | IN | 27 | 1,058 | 2,691,600 | 314,113 | 94.18 | 94.18 |
| 2 | 91596 | 826 | New York Life Ins & Ann Corp | DE | 13 | 128 | 132,191 | 0 | 4.63 | 98.81 |
| 3 | 67652 | 20 | First Penn Pacific Life Ins Co | IN | 0 | 43 | 33,765 | 42,733 | 1.18 | 99.99 |
| 4 | 65935 | 435 | Massachusetts Mut Life Ins Co | MA | 12 | 49 | 205 | 0 | 0.01 | 100.00 |
| 5 | 65005 | 4 | RiverSource Life Ins Co | MN | 0 | 29 | 49 | 0 | 0.00 | 100.00 |
| 6 | 65838 | 904 | John Hancock Life Ins Co USA | MI | 0 | 28 | 28 | 0 | 0.00 | 100.00 |
| 7 | 64238 | 4925 | Guaranty Income Life Ins Co | IA | 2 | 27 | 22 | 110 | 0.00 | 100.00 |
| 8 | 69868 | 261 | United Of Omaha Life Ins Co | NE | 0 | 17 | 16 | 0 | 0.00 | 100.00 |
| 9 | 68195 | 565 | Provident Life & Accident Ins Co | TN | 13 | 357 | 11 | 0 | 0.00 | 100.00 |
| 9 | 87726 | 4932 | BrightHouse Life Ins Co | DE | 22 | 48 | 11 | 0 | 0.00 | 100.00 |
| | | | ** STATE TOTAL ** | | 89 | 1,844 | 2,857,898 | 357,174 | 100.00 | 100.00 |

CAUTION: The information contained on this page is unaudited and not a complete analysis nor is it an expression of opinion on any insurer. This page may contain inadvertent errors.

**2021 LONG-TERM CARE INSURANCE EXPERIENCE REPORTING FORM 5
EXTENDED BENEFITS POLICIES - MARKET SHARE - TOP TEN COMPANIES
BY ACTUAL EARNED PREMIUMS**

OREGON

| Rank | Company Code | Group Code | Company Name | State of Domicile | NBR of New Lives Insured | NBR of Lives In Force Year End | Earned Premiums | Incurred Claims | Market Share Percentage | Cummulative Market Share |
|------|--------------|------------|----------------------------------|-------------------|--------------------------|--------------------------------|-----------------|-----------------|-------------------------|--------------------------|
| 1 | 65676 | 20 | Lincoln Natl Life Ins Co | IN | 103 | 2,590 | 7,373,843 | 273,950 | 97.82 | 97.82 |
| 2 | 67652 | 20 | First Penn Pacific Life Ins Co | IN | 0 | 136 | 91,077 | 74,233 | 1.21 | 99.02 |
| 3 | 91596 | 826 | New York Life Ins & Ann Corp | DE | 46 | 135 | 73,208 | 0 | 0.97 | 99.99 |
| 4 | 65935 | 435 | Massachusetts Mut Life Ins Co | MA | 15 | 47 | 301 | 0 | 0.00 | 100.00 |
| 5 | 65005 | 4 | RiverSource Life Ins Co | MN | 0 | 39 | 56 | 0 | 0.00 | 100.00 |
| 6 | 64238 | 4925 | Guaranty Income Life Ins Co | IA | 8 | 36 | 39 | 0 | 0.00 | 100.00 |
| 7 | 87726 | 4932 | BrightHouse Life Ins Co | DE | 10 | 13 | 4 | 0 | 0.00 | 100.00 |
| 8 | 65838 | 904 | John Hancock Life Ins Co USA | MI | 0 | 22 | 3 | 0 | 0.00 | 100.00 |
| 9 | 68195 | 565 | Provident Life & Accident Ins Co | TN | 60 | 112 | 2 | 0 | 0.00 | 100.00 |
| 10 | 61263 | 233 | Bankers Life & Cas Co | IL | 0 | 6 | 0 | 0 | 0.00 | 100.00 |
| 10 | 70025 | 4011 | Genworth Life Ins Co | DE | 0 | 193 | 0 | 3 | 0.00 | 100.00 |
| | | | ** STATE TOTAL ** | | 242 | 3,329 | 7,538,533 | 348,186 | 100.00 | 100.00 |

CAUTION: The information contained on this page is unaudited and not a complete analysis nor is it an expression of opinion on any insurer. This page may contain inadvertent errors.

**2021 LONG-TERM CARE INSURANCE EXPERIENCE REPORTING FORM 5
EXTENDED BENEFITS POLICIES - MARKET SHARE - TOP TEN COMPANIES
BY ACTUAL EARNED PREMIUMS**

PENNSYLVANIA

| Rank | Company Code | Group Code | Company Name | State of Domicile | NBR of New Lives Insured | NBR of Lives In Force Year End | Earned Premiums | Incurred Claims | Market Share Percentage | Cummulative Market Share |
|------|--------------|------------|--------------------------------|-------------------|--------------------------|--------------------------------|-----------------|-----------------|-------------------------|--------------------------|
| 1 | 65676 | 20 | Lincoln Natl Life Ins Co | IN | 283 | 9,862 | 31,336,187 | 1,293,837 | 98.22 | 98.22 |
| 2 | 91596 | 826 | New York Life Ins & Ann Corp | DE | 75 | 549 | 373,534 | 0 | 1.17 | 99.39 |
| 3 | 67652 | 20 | First Penn Pacific Life Ins Co | IN | 0 | 194 | 191,961 | 134,330 | 0.60 | 99.99 |
| 4 | 65935 | 435 | Massachusetts Mut Life Ins Co | MA | 120 | 598 | 1,887 | 0 | 0.01 | 100.00 |
| 5 | 65005 | 4 | RiverSource Life Ins Co | MN | 7 | 157 | 226 | 8 | 0.00 | 100.00 |
| 6 | 87726 | 4932 | Brighthouse Life Ins Co | DE | 56 | 85 | 19 | 0 | 0.00 | 100.00 |
| 7 | 65838 | 904 | John Hancock Life Ins Co USA | MI | 0 | 35 | 11 | 0 | 0.00 | 100.00 |
| 8 | 69868 | 261 | United Of Omaha Life Ins Co | NE | 0 | 1 | 1 | 0 | 0.00 | 100.00 |
| 9 | 70025 | 4011 | Genworth Life Ins Co | DE | 0 | 244 | 0 | 0 | 0.00 | 100.00 |
| | | | ** STATE TOTAL ** | | 541 | 11,725 | 31,903,826 | 1,428,175 | 100.00 | 100.00 |

CAUTION: The information contained on this page is unaudited and not a complete analysis nor is it an expression of opinion on any insurer. This page may contain inadvertent errors.

**2021 LONG-TERM CARE INSURANCE EXPERIENCE REPORTING FORM 5
EXTENDED BENEFITS POLICIES - MARKET SHARE - TOP TEN COMPANIES
BY ACTUAL EARNED PREMIUMS**

RHODE ISLAND

| Rank | Company Code | Group Code | Company Name | State of Domicile | NBR of New Lives Insured | NBR of Lives In Force Year End | Earned Premiums | Incurred Claims | Market Share Percentage | Cummulative Market Share |
|------|--------------|------------|----------------------------------|-------------------|--------------------------|--------------------------------|-----------------|-----------------|-------------------------|--------------------------|
| 1 | 65676 | 20 | Lincoln Natl Life Ins Co | IN | 15 | 601 | 1,988,045 | 76,658 | 98.38 | 98.38 |
| 2 | 91596 | 826 | New York Life Ins & Ann Corp | DE | 12 | 36 | 28,148 | 0 | 1.39 | 99.77 |
| 3 | 67652 | 20 | First Penn Pacific Life Ins Co | IN | 0 | 5 | 4,221 | 8,663 | 0.21 | 99.98 |
| 4 | 65935 | 435 | Massachusetts Mut Life Ins Co | MA | 18 | 88 | 359 | 0 | 0.02 | 100.00 |
| 5 | 65838 | 904 | John Hancock Life Ins Co USA | MI | 0 | 18 | 16 | 0 | 0.00 | 100.00 |
| 6 | 69868 | 261 | United Of Omaha Life Ins Co | NE | 0 | 5 | 9 | 0 | 0.00 | 100.00 |
| 7 | 65005 | 4 | RiverSource Life Ins Co | MN | 0 | 5 | 5 | 0 | 0.00 | 100.00 |
| 8 | 68195 | 565 | Provident Life & Accident Ins Co | TN | 6 | 27 | 1 | 0 | 0.00 | 100.00 |
| 8 | 87726 | 4932 | Brighthouse Life Ins Co | DE | 2 | 3 | 1 | 0 | 0.00 | 100.00 |
| 10 | 70025 | 4011 | Genworth Life Ins Co | DE | 0 | 36 | 0 | 0 | 0.00 | 100.00 |
| | | | ** STATE TOTAL ** | | 53 | 824 | 2,020,805 | 85,321 | 100.00 | 100.00 |

CAUTION: The information contained on this page is unaudited and not a complete analysis nor is it an expression of opinion on any insurer. This page may contain inadvertent errors.

**2021 LONG-TERM CARE INSURANCE EXPERIENCE REPORTING FORM 5
EXTENDED BENEFITS POLICIES - MARKET SHARE - TOP TEN COMPANIES
BY ACTUAL EARNED PREMIUMS**

SOUTH CAROLINA

| Rank | Company Code | Group Code | Company Name | State of Domicile | NBR of New Lives Insured | NBR of Lives In Force Year End | Earned Premiums | Incurred Claims | Market Share Percentage | Cummulative Market Share |
|------|--------------|------------|----------------------------------|-------------------|--------------------------|--------------------------------|-----------------|-----------------|-------------------------|--------------------------|
| 1 | 65676 | 20 | Lincoln Natl Life Ins Co | IN | 80 | 3,250 | 9,173,086 | 603,121 | 96.38 | 96.38 |
| 2 | 91596 | 826 | New York Life Ins & Ann Corp | DE | 37 | 154 | 330,173 | 4,186 | 3.47 | 99.85 |
| 3 | 67652 | 20 | First Penn Pacific Life Ins Co | IN | 0 | 12 | 13,614 | 13,114 | 0.14 | 99.99 |
| 4 | 65935 | 435 | Massachusetts Mut Life Ins Co | MA | 22 | 104 | 237 | 0 | 0.00 | 100.00 |
| 5 | 65838 | 904 | John Hancock Life Ins Co USA | MI | 0 | 90 | 75 | 0 | 0.00 | 100.00 |
| 6 | 68195 | 565 | Provident Life & Accident Ins Co | TN | 192 | 1,922 | 56 | 0 | 0.00 | 100.00 |
| 7 | 65005 | 4 | RiverSource Life Ins Co | MN | 0 | 33 | 50 | 0 | 0.00 | 100.00 |
| 8 | 69868 | 261 | United Of Omaha Life Ins Co | NE | 0 | 17 | 25 | 0 | 0.00 | 100.00 |
| 9 | 64238 | 4925 | Guaranty Income Life Ins Co | IA | 2 | 18 | 21 | 0 | 0.00 | 100.00 |
| 10 | 87726 | 4932 | BrightHouse Life Ins Co | DE | 27 | 59 | 17 | 0 | 0.00 | 100.00 |
| | | | ** STATE TOTAL ** | | 360 | 5,772 | 9,517,354 | 620,542 | 100.00 | 100.00 |

CAUTION: The information contained on this page is unaudited and not a complete analysis nor is it an expression of opinion on any insurer. This page may contain inadvertent errors.

**2021 LONG-TERM CARE INSURANCE EXPERIENCE REPORTING FORM 5
EXTENDED BENEFITS POLICIES - MARKET SHARE - TOP TEN COMPANIES
BY ACTUAL EARNED PREMIUMS**

SOUTH DAKOTA

| Rank | Company Code | Group Code | Company Name | State of Domicile | NBR of New Lives Insured | NBR of Lives In Force Year End | Earned Premiums | Incurred Claims | Market Share Percentage | Cummulative Market Share |
|------|--------------|------------|----------------------------------|-------------------|--------------------------|--------------------------------|-----------------|-----------------|-------------------------|--------------------------|
| 1 | 65676 | 20 | Lincoln Natl Life Ins Co | IN | 22 | 462 | 1,516,310 | 61,949 | 97.36 | 97.36 |
| 2 | 91596 | 826 | New York Life Ins & Ann Corp | DE | 2 | 107 | 38,782 | 0 | 2.49 | 99.85 |
| 3 | 67652 | 20 | First Penn Pacific Life Ins Co | IN | 0 | 7 | 2,323 | 0 | 0.15 | 100.00 |
| 4 | 65005 | 4 | RiverSource Life Ins Co | MN | 0 | 20 | 28 | 0 | 0.00 | 100.00 |
| 5 | 65838 | 904 | John Hancock Life Ins Co USA | MI | 0 | 32 | 21 | 0 | 0.00 | 100.00 |
| 6 | 69868 | 261 | United Of Omaha Life Ins Co | NE | 0 | 7 | 7 | 0 | 0.00 | 100.00 |
| 7 | 68195 | 565 | Provident Life & Accident Ins Co | TN | 4 | 116 | 5 | 0 | 0.00 | 100.00 |
| 7 | 87726 | 4932 | Brighthouse Life Ins Co | DE | 9 | 15 | 5 | 0 | 0.00 | 100.00 |
| 9 | 64238 | 4925 | Guaranty Income Life Ins Co | IA | 0 | 0 | 3 | 0 | 0.00 | 100.00 |
| 10 | 65935 | 435 | Massachusetts Mut Life Ins Co | MA | 2 | 11 | 1 | 0 | 0.00 | 100.00 |
| | | | ** STATE TOTAL ** | | 39 | 820 | 1,557,485 | 61,949 | 100.00 | 100.00 |

CAUTION: The information contained on this page is unaudited and not a complete analysis nor is it an expression of opinion on any insurer. This page may contain inadvertent errors.

**2021 LONG-TERM CARE INSURANCE EXPERIENCE REPORTING FORM 5
EXTENDED BENEFITS POLICIES - MARKET SHARE - TOP TEN COMPANIES
BY ACTUAL EARNED PREMIUMS**

TENNESSEE

| Rank | Company Code | Group Code | Company Name | State of Domicile | NBR of New Lives Insured | NBR of Lives In Force Year End | Earned Premiums | Incurred Claims | Market Share Percentage | Cummulative Market Share |
|------|--------------|------------|----------------------------------|-------------------|--------------------------|--------------------------------|-----------------|-----------------|-------------------------|--------------------------|
| 1 | 65676 | 20 | Lincoln Natl Life Ins Co | IN | 163 | 3,833 | 10,680,904 | 507,946 | 98.13 | 98.13 |
| 2 | 91596 | 826 | New York Life Ins & Ann Corp | DE | 21 | 176 | 130,021 | 0 | 1.19 | 99.33 |
| 3 | 67652 | 20 | First Penn Pacific Life Ins Co | IN | 0 | 78 | 72,052 | 33,877 | 0.66 | 99.99 |
| 4 | 65935 | 435 | Massachusetts Mut Life Ins Co | MA | 69 | 240 | 749 | 0 | 0.01 | 100.00 |
| 5 | 65838 | 904 | John Hancock Life Ins Co USA | MI | 0 | 95 | 95 | 6 | 0.00 | 100.00 |
| 6 | 68195 | 565 | Provident Life & Accident Ins Co | TN | 228 | 1,349 | 45 | 0 | 0.00 | 100.00 |
| 7 | 65005 | 4 | RiverSource Life Ins Co | MN | 3 | 41 | 44 | 0 | 0.00 | 100.00 |
| 8 | 87726 | 4932 | Brighthouse Life Ins Co | DE | 45 | 102 | 32 | 0 | 0.00 | 100.00 |
| 9 | 64238 | 4925 | Guaranty Income Life Ins Co | IA | 3 | 27 | 30 | 44 | 0.00 | 100.00 |
| 10 | 69868 | 261 | United Of Omaha Life Ins Co | NE | 0 | 5 | 5 | 0 | 0.00 | 100.00 |
| | | | ** STATE TOTAL ** | | 532 | 6,107 | 10,883,977 | 542,187 | 100.00 | 100.00 |

CAUTION: The information contained on this page is unaudited and not a complete analysis nor is it an expression of opinion on any insurer. This page may contain inadvertent errors.

**2021 LONG-TERM CARE INSURANCE EXPERIENCE REPORTING FORM 5
EXTENDED BENEFITS POLICIES - MARKET SHARE - TOP TEN COMPANIES
BY ACTUAL EARNED PREMIUMS**

TEXAS

| Rank | Company Code | Group Code | Company Name | State of Domicile | NBR of New Lives Insured | NBR of Lives In Force Year End | Earned Premiums | Incurred Claims | Market Share Percentage | Cummulative Market Share |
|------|--------------|------------|--------------------------------|-------------------|--------------------------|--------------------------------|-----------------|-----------------|-------------------------|--------------------------|
| 1 | 65676 | 20 | Lincoln Natl Life Ins Co | IN | 551 | 12,761 | 35,474,848 | 2,271,033 | 96.97 | 96.97 |
| 2 | 91596 | 826 | New York Life Ins & Ann Corp | DE | 192 | 673 | 901,905 | 25,016 | 2.47 | 99.44 |
| 3 | 67652 | 20 | First Penn Pacific Life Ins Co | IN | 0 | 186 | 203,086 | 86,849 | 0.56 | 99.99 |
| 4 | 65935 | 435 | Massachusetts Mut Life Ins Co | MA | 104 | 621 | 1,644 | 5 | 0.00 | 100.00 |
| 5 | 65005 | 4 | RiverSource Life Ins Co | MN | 10 | 251 | 328 | 0 | 0.00 | 100.00 |
| 6 | 64238 | 4925 | Guaranty Income Life Ins Co | IA | 7 | 279 | 295 | 318 | 0.00 | 100.00 |
| 7 | 87726 | 4932 | BrightHouse Life Ins Co | DE | 158 | 250 | 73 | 0 | 0.00 | 100.00 |
| 8 | 65838 | 904 | John Hancock Life Ins Co USA | MI | 0 | 71 | 37 | 0 | 0.00 | 100.00 |
| 9 | 69868 | 261 | United Of Omaha Life Ins Co | NE | 0 | 5 | 8 | 0 | 0.00 | 100.00 |
| 10 | 70025 | 4011 | Genworth Life Ins Co | DE | 0 | 574 | 0 | 481 | 0.00 | 100.00 |
| | | | ** STATE TOTAL ** | | 1,022 | 15,671 | 36,582,224 | 2,383,702 | 100.00 | 100.00 |

CAUTION: The information contained on this page is unaudited and not a complete analysis nor is it an expression of opinion on any insurer. This page may contain inadvertent errors.

**2021 LONG-TERM CARE INSURANCE EXPERIENCE REPORTING FORM 5
EXTENDED BENEFITS POLICIES - MARKET SHARE - TOP TEN COMPANIES
BY ACTUAL EARNED PREMIUMS**

UTAH

| Rank | Company Code | Group Code | Company Name | State of Domicile | NBR of New Lives Insured | NBR of Lives In Force Year End | Earned Premiums | Incurred Claims | Market Share Percentage | Cummulative Market Share |
|------|--------------|------------|--------------------------------|-------------------|--------------------------|--------------------------------|-----------------|-----------------|-------------------------|--------------------------|
| 1 | 65676 | 20 | Lincoln Natl Life Ins Co | IN | 24 | 584 | 1,626,797 | 101,582 | 94.24 | 94.24 |
| 2 | 91596 | 826 | New York Life Ins & Ann Corp | DE | 8 | 54 | 55,224 | 0 | 3.20 | 97.43 |
| 3 | 67652 | 20 | First Penn Pacific Life Ins Co | IN | 0 | 53 | 44,102 | 52,721 | 2.55 | 99.99 |
| 4 | 65935 | 435 | Massachusetts Mut Life Ins Co | MA | 10 | 51 | 169 | 0 | 0.01 | 100.00 |
| 5 | 64238 | 4925 | Guaranty Income Life Ins Co | IA | 0 | 10 | 8 | 0 | 0.00 | 100.00 |
| 6 | 65005 | 4 | RiverSource Life Ins Co | MN | 0 | 5 | 7 | 0 | 0.00 | 100.00 |
| 7 | 69868 | 261 | United Of Omaha Life Ins Co | NE | 0 | 2 | 4 | 0 | 0.00 | 100.00 |
| 8 | 87726 | 4932 | Brighthouse Life Ins Co | DE | 5 | 8 | 2 | 0 | 0.00 | 100.00 |
| 9 | 61263 | 233 | Bankers Life & Cas Co | IL | 0 | 2 | 0 | 0 | 0.00 | 100.00 |
| 9 | 65838 | 904 | John Hancock Life Ins Co USA | MI | 0 | 1 | 0 | 0 | 0.00 | 100.00 |
| 9 | 70025 | 4011 | Genworth Life Ins Co | DE | 0 | 36 | 0 | 0 | 0.00 | 100.00 |
| | | | ** STATE TOTAL ** | | 47 | 806 | 1,726,313 | 154,303 | 100.00 | 100.00 |

CAUTION: The information contained on this page is unaudited and not a complete analysis nor is it an expression of opinion on any insurer. This page may contain inadvertent errors.

**2021 LONG-TERM CARE INSURANCE EXPERIENCE REPORTING FORM 5
EXTENDED BENEFITS POLICIES - MARKET SHARE - TOP TEN COMPANIES
BY ACTUAL EARNED PREMIUMS**

VERMONT

| Rank | Company Code | Group Code | Company Name | State of Domicile | NBR of New Lives Insured | NBR of Lives In Force Year End | Earned Premiums | Incurred Claims | Market Share Percentage | Cummulative Market Share |
|------|--------------|------------|----------------------------------|-------------------|--------------------------|--------------------------------|-----------------|-----------------|-------------------------|--------------------------|
| 1 | 65676 | 20 | Lincoln Natl Life Ins Co | IN | 16 | 532 | 1,830,290 | 0 | 99.61 | 99.61 |
| 2 | 91596 | 826 | New York Life Ins & Ann Corp | DE | 1 | 74 | 4,196 | 0 | 0.23 | 99.84 |
| 3 | 67652 | 20 | First Penn Pacific Life Ins Co | IN | 0 | 2 | 2,683 | 0 | 0.15 | 99.99 |
| 4 | 65935 | 435 | Massachusetts Mut Life Ins Co | MA | 11 | 50 | 201 | 0 | 0.01 | 100.00 |
| 5 | 65005 | 4 | RiverSource Life Ins Co | MN | 1 | 9 | 10 | 0 | 0.00 | 100.00 |
| 6 | 66680 | 634 | National Life Ins Co | VT | 0 | 21 | 4 | 0 | 0.00 | 100.00 |
| 7 | 87726 | 4932 | BrightHouse Life Ins Co | DE | 2 | 4 | 2 | 0 | 0.00 | 100.00 |
| 8 | 64238 | 4925 | Guaranty Income Life Ins Co | IA | 0 | 0 | 1 | 0 | 0.00 | 100.00 |
| 8 | 65838 | 904 | John Hancock Life Ins Co USA | MI | 0 | 1 | 1 | 0 | 0.00 | 100.00 |
| 8 | 68195 | 565 | Provident Life & Accident Ins Co | TN | 3 | 34 | 1 | 0 | 0.00 | 100.00 |
| | | | ** STATE TOTAL ** | | 34 | 762 | 1,837,389 | 0 | 100.00 | 100.00 |

CAUTION: The information contained on this page is unaudited and not a complete analysis nor is it an expression of opinion on any insurer. This page may contain inadvertent errors.

**2021 LONG-TERM CARE INSURANCE EXPERIENCE REPORTING FORM 5
EXTENDED BENEFITS POLICIES - MARKET SHARE - TOP TEN COMPANIES
BY ACTUAL EARNED PREMIUMS**

VIRGINIA

| Rank | Company Code | Group Code | Company Name | State of Domicile | NBR of New Lives Insured | NBR of Lives In Force Year End | Earned Premiums | Incurred Claims | Market Share Percentage | Cummulative Market Share |
|------|--------------|------------|----------------------------------|-------------------|--------------------------|--------------------------------|-----------------|-----------------|-------------------------|--------------------------|
| 1 | 65676 | 20 | Lincoln Natl Life Ins Co | IN | 244 | 7,278 | 23,024,090 | 885,542 | 97.83 | 97.83 |
| 2 | 91596 | 826 | New York Life Ins & Ann Corp | DE | 84 | 434 | 402,813 | 0 | 1.71 | 99.55 |
| 3 | 67652 | 20 | First Penn Pacific Life Ins Co | IN | 0 | 142 | 105,980 | 223,971 | 0.45 | 100.00 |
| 4 | 65935 | 435 | Massachusetts Mut Life Ins Co | MA | 54 | 273 | 573 | 0 | 0.00 | 100.00 |
| 5 | 65838 | 904 | John Hancock Life Ins Co USA | MI | 0 | 145 | 99 | 0 | 0.00 | 100.00 |
| 6 | 65005 | 4 | RiverSource Life Ins Co | MN | 0 | 62 | 96 | 0 | 0.00 | 100.00 |
| 7 | 68195 | 565 | Provident Life & Accident Ins Co | TN | 254 | 1,709 | 52 | 0 | 0.00 | 100.00 |
| 8 | 87726 | 4932 | Brighthouse Life Ins Co | DE | 74 | 119 | 33 | 0 | 0.00 | 100.00 |
| 9 | 69868 | 261 | United Of Omaha Life Ins Co | NE | 0 | 5 | 9 | 0 | 0.00 | 100.00 |
| 10 | 64238 | 4925 | Guaranty Income Life Ins Co | IA | 0 | 0 | 2 | 0 | 0.00 | 100.00 |
| | | | ** STATE TOTAL ** | | 710 | 10,436 | 23,533,747 | 1,109,514 | 100.00 | 100.00 |

CAUTION: The information contained on this page is unaudited and not a complete analysis nor is it an expression of opinion on any insurer. This page may contain inadvertent errors.

**2021 LONG-TERM CARE INSURANCE EXPERIENCE REPORTING FORM 5
EXTENDED BENEFITS POLICIES - MARKET SHARE - TOP TEN COMPANIES
BY ACTUAL EARNED PREMIUMS**

WASHINGTON

| Rank | Company Code | Group Code | Company Name | State of Domicile | NBR of New Lives Insured | NBR of Lives In Force Year End | Earned Premiums | Incurred Claims | Market Share Percentage | Cummulative Market Share |
|------|--------------|------------|----------------------------------|-------------------|--------------------------|--------------------------------|-----------------|-----------------|-------------------------|--------------------------|
| 1 | 65676 | 20 | Lincoln Natl Life Ins Co | IN | 2,758 | 7,573 | 15,958,783 | 345,399 | 89.75 | 89.75 |
| 2 | 91596 | 826 | New York Life Ins & Ann Corp | DE | 5,105 | 5,494 | 1,720,360 | 0 | 9.68 | 99.43 |
| 3 | 67652 | 20 | First Penn Pacific Life Ins Co | IN | 0 | 82 | 97,219 | 224,316 | 0.55 | 99.98 |
| 4 | 65935 | 435 | Massachusetts Mut Life Ins Co | MA | 1,199 | 1,341 | 4,079 | 0 | 0.02 | 100.00 |
| 5 | 65005 | 4 | RiverSource Life Ins Co | MN | 3 | 62 | 118 | 0 | 0.00 | 100.00 |
| 6 | 64238 | 4925 | Guaranty Income Life Ins Co | IA | 388 | 421 | 62 | 0 | 0.00 | 100.00 |
| 7 | 87726 | 4932 | BrightHouse Life Ins Co | DE | 197 | 219 | 40 | 0 | 0.00 | 100.00 |
| 8 | 65838 | 904 | John Hancock Life Ins Co USA | MI | 0 | 24 | 14 | 0 | 0.00 | 100.00 |
| 9 | 69868 | 261 | United Of Omaha Life Ins Co | NE | 0 | 3 | 2 | 0 | 0.00 | 100.00 |
| 10 | 61263 | 233 | Bankers Life & Cas Co | IL | 0 | 15 | 0 | 0 | 0.00 | 100.00 |
| 10 | 68195 | 565 | Provident Life & Accident Ins Co | TN | 0 | 1 | 0 | 0 | 0.00 | 100.00 |
| 10 | 70025 | 4011 | Genworth Life Ins Co | DE | 0 | 189 | 0 | 114 | 0.00 | 100.00 |
| | | | ** STATE TOTAL ** | | 9,650 | 15,424 | 17,780,677 | 569,829 | 100.00 | 100.00 |

CAUTION: The information contained on this page is unaudited and not a complete analysis nor is it an expression of opinion on any insurer. This page may contain inadvertent errors.

**2021 LONG-TERM CARE INSURANCE EXPERIENCE REPORTING FORM 5
EXTENDED BENEFITS POLICIES - MARKET SHARE - TOP TEN COMPANIES
BY ACTUAL EARNED PREMIUMS**

WEST VIRGINIA

| Rank | Company Code | Group Code | Company Name | State of Domicile | NBR of New Lives Insured | NBR of Lives In Force Year End | Earned Premiums | Incurred Claims | Market Share Percentage | Cummulative Market Share |
|------|--------------|------------|----------------------------------|-------------------|--------------------------|--------------------------------|-----------------|-----------------|-------------------------|--------------------------|
| 1 | 65676 | 20 | Lincoln Natl Life Ins Co | IN | 9 | 535 | 1,344,458 | 51,451 | 92.98 | 92.98 |
| 2 | 91596 | 826 | New York Life Ins & Ann Corp | DE | 6 | 67 | 94,188 | 0 | 6.51 | 99.50 |
| 3 | 67652 | 20 | First Penn Pacific Life Ins Co | IN | 0 | 8 | 7,220 | 0 | 0.50 | 99.99 |
| 4 | 65935 | 435 | Massachusetts Mut Life Ins Co | MA | 3 | 15 | 43 | 0 | 0.00 | 100.00 |
| 5 | 65838 | 904 | John Hancock Life Ins Co USA | MI | 0 | 15 | 10 | 0 | 0.00 | 100.00 |
| 5 | 68195 | 565 | Provident Life & Accident Ins Co | TN | 51 | 373 | 10 | 0 | 0.00 | 100.00 |
| 7 | 65005 | 4 | RiverSource Life Ins Co | MN | 1 | 5 | 8 | 0 | 0.00 | 100.00 |
| 8 | 69868 | 261 | United Of Omaha Life Ins Co | NE | 0 | 2 | 3 | 0 | 0.00 | 100.00 |
| 8 | 87726 | 4932 | Brighthouse Life Ins Co | DE | 6 | 9 | 3 | 0 | 0.00 | 100.00 |
| 10 | 64238 | 4925 | Guaranty Income Life Ins Co | IA | 0 | 0 | 2 | 0 | 0.00 | 100.00 |
| | | | ** STATE TOTAL ** | | 76 | 1,047 | 1,445,945 | 51,451 | 100.00 | 100.00 |

CAUTION: The information contained on this page is unaudited and not a complete analysis nor is it an expression of opinion on any insurer. This page may contain inadvertent errors.

**2021 LONG-TERM CARE INSURANCE EXPERIENCE REPORTING FORM 5
EXTENDED BENEFITS POLICIES - MARKET SHARE - TOP TEN COMPANIES
BY ACTUAL EARNED PREMIUMS**

WISCONSIN

| Rank | Company Code | Group Code | Company Name | State of Domicile | NBR of New Lives Insured | NBR of Lives In Force Year End | Earned Premiums | Incurred Claims | Market Share Percentage | Cummulative Market Share |
|------|--------------|------------|----------------------------------|-------------------|--------------------------|--------------------------------|-----------------|-----------------|-------------------------|--------------------------|
| 1 | 65676 | 20 | Lincoln Natl Life Ins Co | IN | 76 | 3,439 | 9,427,287 | 633,738 | 98.15 | 98.15 |
| 2 | 67652 | 20 | First Penn Pacific Life Ins Co | IN | 0 | 119 | 89,653 | 101,439 | 0.93 | 99.09 |
| 3 | 91596 | 826 | New York Life Ins & Ann Corp | DE | 18 | 128 | 87,191 | 0 | 0.91 | 99.99 |
| 4 | 65935 | 435 | Massachusetts Mut Life Ins Co | MA | 20 | 109 | 275 | 0 | 0.00 | 100.00 |
| 5 | 65005 | 4 | RiverSource Life Ins Co | MN | 3 | 85 | 112 | 0 | 0.00 | 100.00 |
| 6 | 69868 | 261 | United Of Omaha Life Ins Co | NE | 0 | 90 | 99 | 0 | 0.00 | 100.00 |
| 7 | 65838 | 904 | John Hancock Life Ins Co USA | MI | 0 | 128 | 96 | 0 | 0.00 | 100.00 |
| 8 | 68195 | 565 | Provident Life & Accident Ins Co | TN | 74 | 598 | 21 | 0 | 0.00 | 100.00 |
| 9 | 87726 | 4932 | Brighthouse Life Ins Co | DE | 39 | 53 | 12 | 0 | 0.00 | 100.00 |
| 10 | 64238 | 4925 | Guaranty Income Life Ins Co | IA | 0 | 0 | 3 | 0 | 0.00 | 100.00 |
| | | | ** STATE TOTAL ** | | 230 | 5,056 | 9,604,750 | 735,340 | 100.00 | 100.00 |

CAUTION: The information contained on this page is unaudited and not a complete analysis nor is it an expression of opinion on any insurer. This page may contain inadvertent errors.

**2021 LONG-TERM CARE INSURANCE EXPERIENCE REPORTING FORM 5
EXTENDED BENEFITS POLICIES - MARKET SHARE - TOP TEN COMPANIES
BY ACTUAL EARNED PREMIUMS**

WYOMING

| Rank | Company Code | Group Code | Company Name | State of Domicile | NBR of New Lives Insured | NBR of Lives In Force Year End | Earned Premiums | Incurred Claims | Market Share Percentage | Cummulative Market Share |
|------|--------------|------------|----------------------------------|-------------------|--------------------------|--------------------------------|-----------------|-----------------|-------------------------|--------------------------|
| 1 | 65676 | 20 | Lincoln Natl Life Ins Co | IN | 29 | 373 | 1,153,080 | 66,876 | 94.07 | 94.07 |
| 2 | 91596 | 826 | New York Life Ins & Ann Corp | DE | 9 | 67 | 55,493 | 0 | 4.53 | 98.60 |
| 3 | 67652 | 20 | First Penn Pacific Life Ins Co | IN | 0 | 18 | 17,183 | 58,989 | 1.40 | 100.00 |
| 4 | 65005 | 4 | RiverSource Life Ins Co | MN | 0 | 3 | 4 | 0 | 0.00 | 100.00 |
| 4 | 68195 | 565 | Provident Life & Accident Ins Co | TN | 3 | 97 | 4 | 0 | 0.00 | 100.00 |
| 4 | 69868 | 261 | United Of Omaha Life Ins Co | NE | 0 | 2 | 4 | 0 | 0.00 | 100.00 |
| 7 | 64238 | 4925 | Guaranty Income Life Ins Co | IA | 0 | 1 | 3 | 0 | 0.00 | 100.00 |
| 8 | 65838 | 904 | John Hancock Life Ins Co USA | MI | 0 | 5 | 1 | 0 | 0.00 | 100.00 |
| 9 | 87726 | 4932 | Brighthouse Life Ins Co | DE | 0 | 2 | 0 | 0 | 0.00 | 100.00 |
| 9 | 65935 | 435 | Massachusetts Mut Life Ins Co | MA | 0 | 4 | 0 | 0 | 0.00 | 100.00 |
| 9 | 70025 | 4011 | Genworth Life Ins Co | DE | 0 | 10 | 0 | 0 | 0.00 | 100.00 |
| | | | ** STATE TOTAL ** | | 41 | 582 | 1,225,772 | 125,865 | 100.00 | 100.00 |

CAUTION: The information contained on this page is unaudited and not a complete analysis nor is it an expression of opinion on any insurer. This page may contain inadvertent errors.

**2021 LONG-TERM CARE INSURANCE EXPERIENCE REPORTING FORM 5
EXTENDED BENEFITS POLICIES - MARKET SHARE - TOP TEN COMPANIES
BY ACTUAL EARNED PREMIUMS**

PUERTO RICO

| Rank | Company Code | Group Code | Company Name | State of Domicile | NBR of New Lives Insured | NBR of Lives In Force Year End | Earned Premiums | Incurred Claims | Market Share Percentage | Cummulative Market Share |
|------|--------------|------------|-------------------------------|-------------------|--------------------------|--------------------------------|-----------------|-----------------|-------------------------|--------------------------|
| 1 | 65676 | 20 | Lincoln Natl Life Ins Co | IN | 5 | 187 | 417,273 | 0 | 99.88 | 99.88 |
| 2 | 65935 | 435 | Massachusetts Mut Life Ins Co | MA | 39 | 288 | 518 | 0 | 0.12 | 100.00 |
| | | | ** STATE TOTAL ** | | 44 | 475 | 417,791 | 0 | 100.00 | 100.00 |

CAUTION: The information contained on this page is unaudited and not a complete analysis nor is it an expression of opinion on any insurer. This page may contain inadvertent errors.

**2021 LONG-TERM CARE INSURANCE EXPERIENCE REPORTING FORM 5
EXTENDED BENEFITS POLICIES - MARKET SHARE - TOP TEN COMPANIES
BY ACTUAL EARNED PREMIUMS**

U.S. VIRGIN ISLANDS

| Rank | Company Code | Group Code | Company Name | State of Domicile | NBR of New Lives Insured | NBR of Lives In Force Year End | Earned Premiums | Incurred Claims | Market Share Percentage | Cummulative Market Share |
|------|--------------|------------|--------------------------|-------------------|--------------------------|--------------------------------|-----------------|-----------------|-------------------------|--------------------------|
| 1 | 65676 | 20 | Lincoln Natl Life Ins Co | IN | 0 | 9 | 29,349 | 0 | 100.00 | 100.00 |
| | | | ** STATE TOTAL ** | | 0 | 9 | 29,349 | 0 | 100.00 | 100.00 |

CAUTION: The information contained on this page is unaudited and not a complete analysis nor is it an expression of opinion on any insurer. This page may contain inadvertent errors.

2021 Long-Term Care Insurance Experience Reporting - Form 5
ACCELERATION ONLY - DIRECT STATE REPORTING (\$000 OMITTED)
By State and U. S. Territory Totals

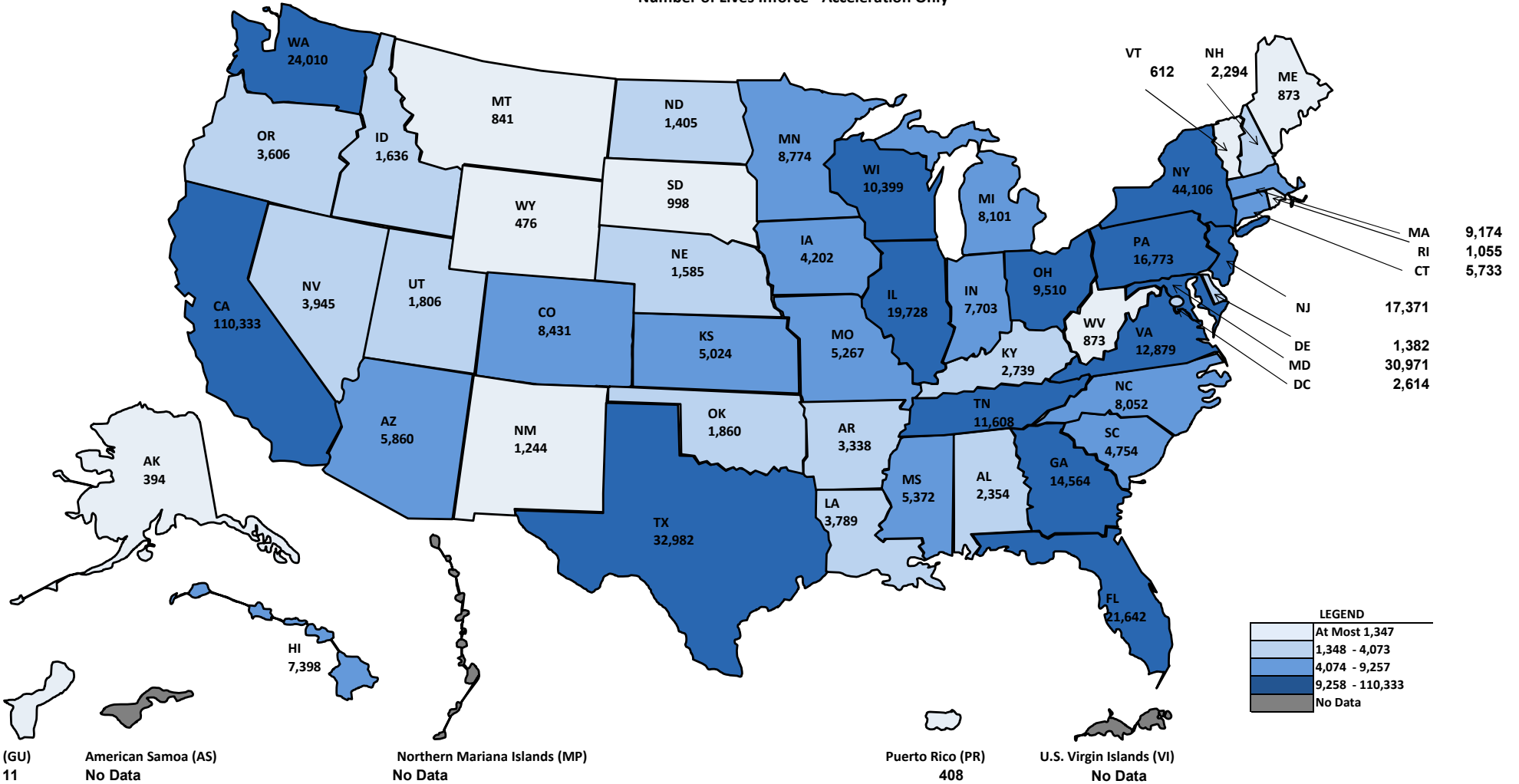
| State Name | Earned Premium | Lives In Force Count End of Year | State Name | Earned Premium | Lives In Force Count End of Year |
|-------------------------------------|-------------------|----------------------------------|--------------------------|----------------|----------------------------------|
| Alaska | 21,991 | 394 | Alabama | 63,964 | 2,354 |
| Arkansas | 40,955 | 3,338 | American Samoa | 0 | 0 |
| Arizona | 102,007 | 5,860 | California | 1,486,060 | 110,333 |
| Colorado | 198,321 | 8,431 | Connecticut | 233,422 | 5,733 |
| District Of Columbia | 11,709 | 2,614 | Delaware | 32,656 | 1,382 |
| Florida | 455,010 | 21,642 | Georgia | 144,276 | 14,564 |
| Guam | 0 | 11 | Hawaii | 150,308 | 7,398 |
| Iowa | 57,791 | 4,202 | Idaho | 39,717 | 1,636 |
| Illinois | 400,281 | 19,728 | Indiana | 110,506 | 7,703 |
| Kansas | 41,859 | 5,024 | Kentucky | 89,957 | 2,739 |
| Louisiana | 101,565 | 3,789 | Massachusetts | 427,860 | 9,174 |
| Maryland | 261,420 | 30,971 | Maine | 41,199 | 873 |
| Michigan | 175,272 | 8,101 | Minnesota | 150,874 | 8,774 |
| Missouri | 199,896 | 5,267 | Northern Mariana Islands | 0 | 0 |
| Mississippi | 29,740 | 5,372 | Montana | 19,950 | 841 |
| North Carolina | 289,437 | 8,052 | North Dakota | 21,256 | 1,405 |
| Nebraska | 41,952 | 1,585 | New Hampshire | 41,030 | 2,294 |
| New Jersey | 315,856 | 17,371 | New Mexico | 22,903 | 1,244 |
| Nevada | 46,060 | 3,945 | New York | 45,781 | 44,106 |
| Ohio | 326,001 | 9,510 | Oklahoma | 66,977 | 1,860 |
| Oregon | 100,505 | 3,606 | Pennsylvania | 378,007 | 16,773 |
| Puerto Rico | 510 | 408 | Rhode Island | 34,406 | 1,055 |
| South Carolina | 149,767 | 4,754 | South Dakota | 16,276 | 998 |
| Tennessee | 88,441 | 11,608 | Texas | 640,051 | 32,982 |
| Utah | 44,020 | 1,806 | Virginia | 446,139 | 12,879 |
| U.S. Virgin Islands | 0 | 0 | Vermont | 10,060 | 612 |
| Washington | 1,869,508 | 24,010 | Wisconsin | 162,412 | 10,399 |
| West Virginia | 23,583 | 873 | Wyoming | 25,634 | 476 |
| Total All States & Terr. | 10,295,138 | 512,859 | | | |

National Association of Insurance Commissioners

2021 Long-Term Care Insurance Experience Reporting - Form 5

By State and U.S. Territory Totals

Number of Lives Inforce - Acceleration Only



| Minimum | 1st Quartile | 2nd Quartile | 3rd Quartile | Maximum |
|---------|--------------|--------------|--------------|---------|
| 11 | 1,348 | 4,074 | 9,258 | 110,333 |

**2021 LONG-TERM CARE INSURANCE EXPERIENCE REPORTING FORM 5
ACCELERATION ONLY - MARKET SHARE - TOP TEN COMPANIES
BY ACTUAL EARNED PREMIUMS**

ALABAMA

| Rank | Company Code | Group Code | Company Name | State of Domicile | NBR of New Lives Insured | NBR of Lives In Force Year End | Earned Premiums | Incurred Claims | Market Share Percentage | Cummulative Market Share |
|------|--------------|------------|--------------------------------|-------------------|--------------------------|--------------------------------|-----------------|-----------------|-------------------------|--------------------------|
| 1 | 65676 | 20 | Lincoln Natl Life Ins Co | IN | 0 | 29 | 35,380 | 0 | 55.31 | 55.31 |
| 2 | 91596 | 826 | New York Life Ins & Ann Corp | DE | 0 | 52 | 26,778 | 9,249 | 41.86 | 97.18 |
| 3 | 67652 | 20 | First Penn Pacific Life Ins Co | IN | 0 | 5 | 1,187 | 0 | 1.86 | 99.03 |
| 4 | 67091 | 860 | Northwestern Mut Life Ins Co | WI | 160 | 405 | 209 | 10 | 0.33 | 99.36 |
| 5 | 65935 | 435 | Massachusetts Mut Life Ins Co | MA | 38 | 191 | 107 | 0 | 0.17 | 99.53 |
| 6 | 62553 | 50 | Country Life Ins Co | IL | 0 | 0 | 101 | 0 | 0.16 | 99.68 |
| 7 | 65005 | 4 | RiverSource Life Ins Co | MN | 24 | 193 | 65 | 0 | 0.10 | 99.79 |
| 8 | 65838 | 904 | John Hancock Life Ins Co USA | MI | 26 | 536 | 56 | 39 | 0.09 | 99.87 |
| 9 | 87726 | 4932 | BrightHouse Life Ins Co | DE | 19 | 37 | 41 | 0 | 0.06 | 99.94 |
| 10 | 70769 | 213 | Erie Family Life Ins Co | PA | 0 | 1 | 25 | 0 | 0.04 | 99.98 |
| | | | ** STATE TOTAL ** | | 369 | 2,354 | 63,964 | 9,298 | 100.00 | 100.00 |

CAUTION: The information contained on this page is unaudited and not a complete analysis nor is it an expression of opinion on any insurer. This page may contain inadvertent errors.

**2021 LONG-TERM CARE INSURANCE EXPERIENCE REPORTING FORM 5
ACCELERATION ONLY - MARKET SHARE - TOP TEN COMPANIES
BY ACTUAL EARNED PREMIUMS**

ALASKA

| Rank | Company Code | Group Code | Company Name | State of Domicile | NBR of New Lives Insured | NBR of Lives In Force Year End | Earned Premiums | Incurred Claims | Market Share Percentage | Cummulative Market Share |
|------|--------------|------------|---------------------------------|-------------------|--------------------------|--------------------------------|-----------------|-----------------|-------------------------|--------------------------|
| 1 | 91596 | 826 | New York Life Ins & Ann Corp | DE | 0 | 11 | 11,074 | 111,328 | 50.36 | 50.36 |
| 2 | 65676 | 20 | Lincoln Natl Life Ins Co | IN | 0 | 8 | 10,856 | 0 | 49.37 | 99.72 |
| 3 | 65005 | 4 | RiverSource Life Ins Co | MN | 4 | 64 | 22 | 0 | 0.10 | 99.82 |
| 4 | 67091 | 860 | Northwestern Mut Life Ins Co | WI | 18 | 44 | 18 | 1 | 0.08 | 99.90 |
| 5 | 62553 | 50 | Country Life Ins Co | IL | 0 | 0 | 8 | 0 | 0.04 | 99.94 |
| 6 | 65935 | 435 | Massachusetts Mut Life Ins Co | MA | 3 | 16 | 7 | 0 | 0.03 | 99.97 |
| 7 | 65838 | 904 | John Hancock Life Ins Co USA | MI | 5 | 87 | 4 | 0 | 0.02 | 99.99 |
| 8 | 86231 | 468 | Transamerica Life Ins Co | IA | 30 | 159 | 2 | 0 | 0.01 | 100.00 |
| 9 | 90611 | 761 | Allianz Life Ins Co Of N Amer | MN | 0 | 3 | 0 | 0 | 0.00 | 100.00 |
| 9 | 62049 | 565 | Colonial Life & Accident Ins Co | SC | 0 | 2 | 0 | 0 | 0.00 | 100.00 |
| | | | ** STATE TOTAL ** | | 60 | 394 | 21,991 | 111,329 | 100.00 | 100.00 |

CAUTION: The information contained on this page is unaudited and not a complete analysis nor is it an expression of opinion on any insurer. This page may contain inadvertent errors.

**2021 LONG-TERM CARE INSURANCE EXPERIENCE REPORTING FORM 5
ACCELERATION ONLY - MARKET SHARE - TOP TEN COMPANIES
BY ACTUAL EARNED PREMIUMS**

ARIZONA

| Rank | Company Code | Group Code | Company Name | State of Domicile | NBR of New Lives Insured | NBR of Lives In Force Year End | Earned Premiums | Incurred Claims | Market Share Percentage | Cummulative Market Share |
|------|--------------|------------|--------------------------------|-------------------|--------------------------|--------------------------------|-----------------|-----------------|-------------------------|--------------------------|
| 1 | 91596 | 826 | New York Life Ins & Ann Corp | DE | 3 | 55 | 56,268 | 32,452 | 55.16 | 55.16 |
| 2 | 65676 | 20 | Lincoln Natl Life Ins Co | IN | 0 | 34 | 35,978 | 0 | 35.27 | 90.43 |
| 3 | 67652 | 20 | First Penn Pacific Life Ins Co | IN | 0 | 24 | 8,499 | 0 | 8.33 | 98.76 |
| 4 | 65838 | 904 | John Hancock Life Ins Co USA | MI | 71 | 1,486 | 483 | 378 | 0.47 | 99.24 |
| 5 | 65935 | 435 | Massachusetts Mut Life Ins Co | MA | 68 | 378 | 239 | 0 | 0.23 | 99.47 |
| 6 | 67091 | 860 | Northwestern Mut Life Ins Co | WI | 188 | 452 | 201 | 9 | 0.20 | 99.67 |
| 7 | 65005 | 4 | RiverSource Life Ins Co | MN | 64 | 568 | 150 | 0 | 0.15 | 99.81 |
| 8 | 62553 | 50 | Country Life Ins Co | IL | 0 | 0 | 89 | 0 | 0.09 | 99.90 |
| 9 | 87726 | 4932 | Brighthouse Life Ins Co | DE | 25 | 51 | 58 | 0 | 0.06 | 99.96 |
| 10 | 70769 | 213 | Erie Family Life Ins Co | PA | 0 | 1 | 16 | 0 | 0.02 | 99.97 |
| | | | ** STATE TOTAL ** | | 669 | 5,860 | 102,007 | 32,899 | 100.00 | 100.00 |

CAUTION: The information contained on this page is unaudited and not a complete analysis nor is it an expression of opinion on any insurer. This page may contain inadvertent errors.

**2021 LONG-TERM CARE INSURANCE EXPERIENCE REPORTING FORM 5
ACCELERATION ONLY - MARKET SHARE - TOP TEN COMPANIES
BY ACTUAL EARNED PREMIUMS**

ARKANSAS

| Rank | Company Code | Group Code | Company Name | State of Domicile | NBR of New Lives Insured | NBR of Lives In Force Year End | Earned Premiums | Incurred Claims | Market Share Percentage | Cummulative Market Share |
|------|--------------|------------|---------------------------------|-------------------|--------------------------|--------------------------------|-----------------|-----------------|-------------------------|--------------------------|
| 1 | 91596 | 826 | New York Life Ins & Ann Corp | DE | 0 | 19 | 21,348 | 82,219 | 52.13 | 52.13 |
| 2 | 65676 | 20 | Lincoln Natl Life Ins Co | IN | 0 | 17 | 18,434 | 0 | 45.01 | 97.14 |
| 3 | 67652 | 20 | First Penn Pacific Life Ins Co | IN | 0 | 3 | 620 | 0 | 1.51 | 98.65 |
| 4 | 65838 | 904 | John Hancock Life Ins Co USA | MI | 34 | 309 | 305 | 23 | 0.74 | 99.39 |
| 5 | 67091 | 860 | Northwestern Mut Life Ins Co | WI | 74 | 209 | 100 | 5 | 0.24 | 99.64 |
| 6 | 65005 | 4 | RiverSource Life Ins Co | MN | 29 | 260 | 52 | 0 | 0.13 | 99.77 |
| 7 | 87726 | 4932 | BrightHouse Life Ins Co | DE | 25 | 35 | 47 | 0 | 0.11 | 99.88 |
| 8 | 65935 | 435 | Massachusetts Mut Life Ins Co | MA | 22 | 71 | 46 | 0 | 0.11 | 99.99 |
| 9 | 86231 | 468 | Transamerica Life Ins Co | IA | 26 | 2,395 | 2 | 0 | 0.00 | 100.00 |
| 10 | 62049 | 565 | Colonial Life & Accident Ins Co | SC | 0 | 12 | 1 | 0 | 0.00 | 100.00 |
| | | | ** STATE TOTAL ** | | 210 | 3,338 | 40,955 | 82,247 | 100.00 | 100.00 |

CAUTION: The information contained on this page is unaudited and not a complete analysis nor is it an expression of opinion on any insurer. This page may contain inadvertent errors.

**2021 LONG-TERM CARE INSURANCE EXPERIENCE REPORTING FORM 5
ACCELERATION ONLY - MARKET SHARE - TOP TEN COMPANIES
BY ACTUAL EARNED PREMIUMS**

CALIFORNIA

| Rank | Company Code | Group Code | Company Name | State of Domicile | NBR of New Lives Insured | NBR of Lives In Force Year End | Earned Premiums | Incurred Claims | Market Share Percentage | Cummulative Market Share |
|------|--------------|------------|---------------------------------|-------------------|--------------------------|--------------------------------|-----------------|-----------------|-------------------------|--------------------------|
| 1 | 91596 | 826 | New York Life Ins & Ann Corp | DE | 36 | 958 | 945,320 | 483,776 | 63.61 | 63.61 |
| 2 | 65676 | 20 | Lincoln Natl Life Ins Co | IN | 0 | 402 | 389,099 | 125,251 | 26.18 | 89.80 |
| 3 | 67652 | 20 | First Penn Pacific Life Ins Co | IN | 0 | 511 | 138,273 | 334,599 | 9.30 | 99.10 |
| 4 | 65838 | 904 | John Hancock Life Ins Co USA | MI | 925 | 13,849 | 7,126 | 1,980 | 0.48 | 99.58 |
| 5 | 65935 | 435 | Massachusetts Mut Life Ins Co | MA | 695 | 3,984 | 2,377 | 162 | 0.16 | 99.74 |
| 6 | 86231 | 468 | Transamerica Life Ins Co | IA | 7,551 | 84,081 | 1,727 | 844 | 0.12 | 99.86 |
| 7 | 65005 | 4 | RiverSource Life Ins Co | MN | 448 | 3,946 | 1,227 | 205 | 0.08 | 99.94 |
| 8 | 67091 | 860 | Northwestern Mut Life Ins Co | WI | 1,065 | 1,310 | 591 | 20 | 0.04 | 99.98 |
| 9 | 62049 | 565 | Colonial Life & Accident Ins Co | SC | 0 | 973 | 149 | 0 | 0.01 | 99.99 |
| 10 | 56030 | 0 | Catholic Financial Life | WI | 0 | 0 | 134 | 0 | 0.01 | 100.00 |
| | | | ** STATE TOTAL ** | | 10,722 | 110,333 | 1,486,060 | 946,837 | 100.00 | 100.00 |

CAUTION: The information contained on this page is unaudited and not a complete analysis nor is it an expression of opinion on any insurer. This page may contain inadvertent errors.

**2021 LONG-TERM CARE INSURANCE EXPERIENCE REPORTING FORM 5
ACCELERATION ONLY - MARKET SHARE - TOP TEN COMPANIES
BY ACTUAL EARNED PREMIUMS**

COLORADO

| Rank | Company Code | Group Code | Company Name | State of Domicile | NBR of New Lives Insured | NBR of Lives In Force Year End | Earned Premiums | Incurred Claims | Market Share Percentage | Cummulative Market Share |
|------|--------------|------------|--------------------------------|-------------------|--------------------------|--------------------------------|-----------------|-----------------|-------------------------|--------------------------|
| 1 | 91596 | 826 | New York Life Ins & Ann Corp | DE | 0 | 45 | 115,341 | 19,557 | 58.16 | 58.16 |
| 2 | 65676 | 20 | Lincoln Natl Life Ins Co | IN | 0 | 48 | 72,550 | 72,610 | 36.58 | 94.74 |
| 3 | 67652 | 20 | First Penn Pacific Life Ins Co | IN | 0 | 34 | 8,095 | 25,091 | 4.08 | 98.82 |
| 4 | 67091 | 860 | Northwestern Mut Life Ins Co | WI | 747 | 2,455 | 1,092 | 57 | 0.55 | 99.37 |
| 5 | 65935 | 435 | Massachusetts Mut Life Ins Co | MA | 119 | 710 | 454 | 0 | 0.23 | 99.60 |
| 6 | 65005 | 4 | RiverSource Life Ins Co | MN | 54 | 697 | 373 | 0 | 0.19 | 99.79 |
| 7 | 65838 | 904 | John Hancock Life Ins Co USA | MI | 130 | 2,116 | 257 | 72 | 0.13 | 99.92 |
| 8 | 62553 | 50 | Country Life Ins Co | IL | 0 | 0 | 83 | 36 | 0.04 | 99.96 |
| 9 | 87726 | 4932 | Brighthouse Life Ins Co | DE | 28 | 45 | 57 | 0 | 0.03 | 99.99 |
| 10 | 86231 | 468 | Transamerica Life Ins Co | IA | 205 | 2,130 | 17 | 147 | 0.01 | 100.00 |
| | | | ** STATE TOTAL ** | | 1,283 | 8,431 | 198,321 | 117,570 | 100.00 | 100.00 |

CAUTION: The information contained on this page is unaudited and not a complete analysis nor is it an expression of opinion on any insurer. This page may contain inadvertent errors.

**2021 LONG-TERM CARE INSURANCE EXPERIENCE REPORTING FORM 5
ACCELERATION ONLY - MARKET SHARE - TOP TEN COMPANIES
BY ACTUAL EARNED PREMIUMS**

CONNECTICUT

| Rank | Company Code | Group Code | Company Name | State of Domicile | NBR of New Lives Insured | NBR of Lives In Force Year End | Earned Premiums | Incurred Claims | Market Share Percentage | Cummulative Market Share |
|------|--------------|------------|---------------------------------|-------------------|--------------------------|--------------------------------|-----------------|-----------------|-------------------------|--------------------------|
| 1 | 91596 | 826 | New York Life Ins & Ann Corp | DE | 0 | 102 | 120,837 | 0 | 51.77 | 51.77 |
| 2 | 65676 | 20 | Lincoln Natl Life Ins Co | IN | 0 | 87 | 108,952 | 0 | 46.68 | 98.44 |
| 3 | 67652 | 20 | First Penn Pacific Life Ins Co | IN | 0 | 24 | 1,818 | 0 | 0.78 | 99.22 |
| 4 | 67091 | 860 | Northwestern Mut Life Ins Co | WI | 350 | 1,216 | 638 | 34 | 0.27 | 99.50 |
| 5 | 65935 | 435 | Massachusetts Mut Life Ins Co | MA | 139 | 825 | 574 | 0 | 0.25 | 99.74 |
| 6 | 65838 | 904 | John Hancock Life Ins Co USA | MI | 60 | 1,381 | 301 | 13 | 0.13 | 99.87 |
| 7 | 65005 | 4 | RiverSource Life Ins Co | MN | 72 | 721 | 225 | 0 | 0.10 | 99.97 |
| 8 | 87726 | 4932 | Brighthouse Life Ins Co | DE | 36 | 53 | 68 | 0 | 0.03 | 100.00 |
| 9 | 86231 | 468 | Transamerica Life Ins Co | IA | 72 | 1,243 | 6 | 0 | 0.00 | 100.00 |
| 10 | 62049 | 565 | Colonial Life & Accident Ins Co | SC | 0 | 31 | 3 | 0 | 0.00 | 100.00 |
| | | | ** STATE TOTAL ** | | 729 | 5,733 | 233,422 | 47 | 100.00 | 100.00 |

CAUTION: The information contained on this page is unaudited and not a complete analysis nor is it an expression of opinion on any insurer. This page may contain inadvertent errors.

**2021 LONG-TERM CARE INSURANCE EXPERIENCE REPORTING FORM 5
ACCELERATION ONLY - MARKET SHARE - TOP TEN COMPANIES
BY ACTUAL EARNED PREMIUMS**

DELAWARE

| Rank | Company Code | Group Code | Company Name | State of Domicile | NBR of New Lives Insured | NBR of Lives In Force Year End | Earned Premiums | Incurred Claims | Market Share Percentage | Cummulative Market Share |
|------|--------------|------------|--------------------------------|-------------------|--------------------------|--------------------------------|-----------------|-----------------|-------------------------|--------------------------|
| 1 | 65676 | 20 | Lincoln Natl Life Ins Co | IN | 0 | 12 | 21,365 | 3,780 | 65.42 | 65.42 |
| 2 | 91596 | 826 | New York Life Ins & Ann Corp | DE | 0 | 13 | 5,692 | 0 | 17.43 | 82.85 |
| 3 | 67652 | 20 | First Penn Pacific Life Ins Co | IN | 0 | 14 | 5,063 | 0 | 15.50 | 98.36 |
| 4 | 70769 | 213 | Erie Family Life Ins Co | PA | 0 | 3 | 155 | 0 | 0.47 | 98.83 |
| 5 | 65838 | 904 | John Hancock Life Ins Co USA | MI | 12 | 266 | 145 | 0 | 0.44 | 99.28 |
| 6 | 65935 | 435 | Massachusetts Mut Life Ins Co | MA | 39 | 167 | 119 | 0 | 0.36 | 99.64 |
| 7 | 65005 | 4 | RiverSource Life Ins Co | MN | 24 | 221 | 57 | 0 | 0.17 | 99.82 |
| 8 | 67091 | 860 | Northwestern Mut Life Ins Co | WI | 41 | 98 | 43 | 2 | 0.13 | 99.95 |
| 9 | 87726 | 4932 | Brighthouse Life Ins Co | DE | 6 | 8 | 12 | 0 | 0.04 | 99.98 |
| 10 | 86231 | 468 | Transamerica Life Ins Co | IA | 38 | 564 | 4 | 0 | 0.01 | 100.00 |
| | | | ** STATE TOTAL ** | | 160 | 1,382 | 32,656 | 3,782 | 100.00 | 100.00 |

CAUTION: The information contained on this page is unaudited and not a complete analysis nor is it an expression of opinion on any insurer. This page may contain inadvertent errors.

**2021 LONG-TERM CARE INSURANCE EXPERIENCE REPORTING FORM 5
ACCELERATION ONLY - MARKET SHARE - TOP TEN COMPANIES
BY ACTUAL EARNED PREMIUMS**

DISTRICT OF COLUMBIA

| Rank | Company Code | Group Code | Company Name | State of Domicile | NBR of New Lives Insured | NBR of Lives In Force Year End | Earned Premiums | Incurred Claims | Market Share Percentage | Cummulative Market Share |
|------|--------------|------------|--------------------------------|-------------------|--------------------------|--------------------------------|-----------------|-----------------|-------------------------|--------------------------|
| 1 | 65676 | 20 | Lincoln Natl Life Ins Co | IN | 0 | 7 | 8,434 | 0 | 72.03 | 72.03 |
| 2 | 91596 | 826 | New York Life Ins & Ann Corp | DE | 0 | 1 | 2,762 | 0 | 23.59 | 95.62 |
| 3 | 67652 | 20 | First Penn Pacific Life Ins Co | IN | 0 | 1 | 175 | 0 | 1.49 | 97.11 |
| 4 | 67091 | 860 | Northwestern Mut Life Ins Co | WI | 164 | 354 | 132 | 8 | 1.13 | 98.24 |
| 5 | 65838 | 904 | John Hancock Life Ins Co USA | MI | 9 | 111 | 117 | 0 | 1.00 | 99.24 |
| 6 | 65935 | 435 | Massachusetts Mut Life Ins Co | MA | 22 | 90 | 53 | 0 | 0.45 | 99.69 |
| 7 | 65005 | 4 | RiverSource Life Ins Co | MN | 8 | 97 | 24 | 0 | 0.20 | 99.90 |
| 8 | 87726 | 4932 | Brighthouse Life Ins Co | DE | 5 | 6 | 6 | 0 | 0.05 | 99.95 |
| 9 | 70769 | 213 | Erie Family Life Ins Co | PA | 1 | 1 | 3 | 0 | 0.03 | 99.97 |
| 9 | 86231 | 468 | Transamerica Life Ins Co | IA | 40 | 1,940 | 3 | 0 | 0.03 | 100.00 |
| | | | ** STATE TOTAL ** | | 249 | 2,614 | 11,709 | 8 | 100.00 | 100.00 |

CAUTION: The information contained on this page is unaudited and not a complete analysis nor is it an expression of opinion on any insurer. This page may contain inadvertent errors.

**2021 LONG-TERM CARE INSURANCE EXPERIENCE REPORTING FORM 5
ACCELERATION ONLY - MARKET SHARE - TOP TEN COMPANIES
BY ACTUAL EARNED PREMIUMS**

FLORIDA

| Rank | Company Code | Group Code | Company Name | State of Domicile | NBR of New Lives Insured | NBR of Lives In Force Year End | Earned Premiums | Incurred Claims | Market Share Percentage | Cummulative Market Share |
|------|--------------|------------|--------------------------------|-------------------|--------------------------|--------------------------------|-----------------|-----------------|-------------------------|--------------------------|
| 1 | 91596 | 826 | New York Life Ins & Ann Corp | DE | 2 | 63 | 256,869 | 138,171 | 56.45 | 56.45 |
| 2 | 65676 | 20 | Lincoln Natl Life Ins Co | IN | 0 | 143 | 182,381 | 120,110 | 40.08 | 96.54 |
| 3 | 67652 | 20 | First Penn Pacific Life Ins Co | IN | 0 | 53 | 8,917 | 18,000 | 1.96 | 98.50 |
| 4 | 65838 | 904 | John Hancock Life Ins Co USA | MI | 293 | 4,928 | 1,520 | 493 | 0.33 | 98.83 |
| 5 | 67091 | 860 | Northwestern Mut Life Ins Co | WI | 1,058 | 3,009 | 1,480 | 491 | 0.33 | 99.16 |
| 6 | 65005 | 4 | RiverSource Life Ins Co | MN | 228 | 2,027 | 1,268 | 50 | 0.28 | 99.43 |
| 7 | 65935 | 435 | Massachusetts Mut Life Ins Co | MA | 289 | 1,534 | 1,072 | 0 | 0.24 | 99.67 |
| 8 | 56030 | 0 | Catholic Financial Life | WI | 0 | 0 | 625 | 0 | 0.14 | 99.81 |
| 9 | 87726 | 4932 | Brighthouse Life Ins Co | DE | 144 | 281 | 376 | 0 | 0.08 | 99.89 |
| 10 | 86231 | 468 | Transamerica Life Ins Co | IA | 954 | 9,123 | 192 | 51 | 0.04 | 99.93 |
| | | | ** STATE TOTAL ** | | 3,033 | 21,642 | 455,010 | 277,436 | 100.00 | 100.00 |

CAUTION: The information contained on this page is unaudited and not a complete analysis nor is it an expression of opinion on any insurer. This page may contain inadvertent errors.

**2021 LONG-TERM CARE INSURANCE EXPERIENCE REPORTING FORM 5
ACCELERATION ONLY - MARKET SHARE - TOP TEN COMPANIES
BY ACTUAL EARNED PREMIUMS**

GEORGIA

| Rank | Company Code | Group Code | Company Name | State of Domicile | NBR of New Lives Insured | NBR of Lives In Force Year End | Earned Premiums | Incurred Claims | Market Share Percentage | Cummulative Market Share |
|------|--------------|------------|--------------------------------|-------------------|--------------------------|--------------------------------|-----------------|-----------------|-------------------------|--------------------------|
| 1 | 91596 | 826 | New York Life Ins & Ann Corp | DE | 1 | 35 | 101,489 | 53,844 | 70.34 | 70.34 |
| 2 | 65676 | 20 | Lincoln Natl Life Ins Co | IN | 0 | 41 | 38,649 | 3,295 | 26.79 | 97.13 |
| 3 | 67652 | 20 | First Penn Pacific Life Ins Co | IN | 0 | 16 | 1,496 | 0 | 1.04 | 98.17 |
| 4 | 67091 | 860 | Northwestern Mut Life Ins Co | WI | 660 | 1,724 | 845 | 40 | 0.59 | 98.75 |
| 5 | 70769 | 213 | Erie Family Life Ins Co | PA | 1 | 3 | 631 | 0 | 0.44 | 99.19 |
| 6 | 65838 | 904 | John Hancock Life Ins Co USA | MI | 108 | 2,066 | 396 | 132 | 0.27 | 99.47 |
| 7 | 65935 | 435 | Massachusetts Mut Life Ins Co | MA | 148 | 1,302 | 394 | 0 | 0.27 | 99.74 |
| 8 | 65005 | 4 | RiverSource Life Ins Co | MN | 66 | 540 | 117 | 97 | 0.08 | 99.82 |
| 9 | 87726 | 4932 | Brighthouse Life Ins Co | DE | 44 | 79 | 99 | 0 | 0.07 | 99.89 |
| 10 | 86231 | 468 | Transamerica Life Ins Co | IA | 989 | 8,494 | 83 | 11 | 0.06 | 99.95 |
| | | | ** STATE TOTAL ** | | 2,017 | 14,564 | 144,276 | 57,446 | 100.00 | 100.00 |

CAUTION: The information contained on this page is unaudited and not a complete analysis nor is it an expression of opinion on any insurer. This page may contain inadvertent errors.

**2021 LONG-TERM CARE INSURANCE EXPERIENCE REPORTING FORM 5
ACCELERATION ONLY - MARKET SHARE - TOP TEN COMPANIES
BY ACTUAL EARNED PREMIUMS**

HAWAII

| Rank | Company Code | Group Code | Company Name | State of Domicile | NBR of New Lives Insured | NBR of Lives In Force Year End | Earned Premiums | Incurred Claims | Market Share Percentage | Cummulative Market Share |
|------|--------------|------------|---------------------------------|-------------------|--------------------------|--------------------------------|-----------------|-----------------|-------------------------|--------------------------|
| 1 | 65676 | 20 | Lincoln Natl Life Ins Co | IN | 0 | 44 | 102,528 | 4,213 | 68.21 | 68.21 |
| 2 | 91596 | 826 | New York Life Ins & Ann Corp | DE | 4 | 115 | 38,859 | 11,954 | 25.85 | 94.06 |
| 3 | 67652 | 20 | First Penn Pacific Life Ins Co | IN | 0 | 19 | 6,780 | 27,620 | 4.51 | 98.58 |
| 4 | 65838 | 904 | John Hancock Life Ins Co USA | MI | 114 | 3,283 | 1,443 | 264 | 0.96 | 99.54 |
| 5 | 65005 | 4 | RiverSource Life Ins Co | MN | 77 | 885 | 456 | 0 | 0.30 | 99.84 |
| 6 | 67091 | 860 | Northwestern Mut Life Ins Co | WI | 159 | 451 | 145 | 8 | 0.10 | 99.94 |
| 7 | 65935 | 435 | Massachusetts Mut Life Ins Co | MA | 37 | 274 | 53 | 0 | 0.04 | 99.97 |
| 8 | 86231 | 468 | Transamerica Life Ins Co | IA | 455 | 2,256 | 27 | 0 | 0.02 | 99.99 |
| 9 | 87726 | 4932 | Brighthouse Life Ins Co | DE | 7 | 7 | 16 | 0 | 0.01 | 100.00 |
| 10 | 62049 | 565 | Colonial Life & Accident Ins Co | SC | 0 | 8 | 1 | 0 | 0.00 | 100.00 |
| | | | ** STATE TOTAL ** | | 853 | 7,398 | 150,308 | 44,059 | 100.00 | 100.00 |

CAUTION: The information contained on this page is unaudited and not a complete analysis nor is it an expression of opinion on any insurer. This page may contain inadvertent errors.

**2021 LONG-TERM CARE INSURANCE EXPERIENCE REPORTING FORM 5
ACCELERATION ONLY - MARKET SHARE - TOP TEN COMPANIES
BY ACTUAL EARNED PREMIUMS**

IDAHO

| Rank | Company Code | Group Code | Company Name | State of Domicile | NBR of New Lives Insured | NBR of Lives In Force Year End | Earned Premiums | Incurred Claims | Market Share Percentage | Cummulative Market Share |
|------|--------------|------------|--------------------------------|-------------------|--------------------------|--------------------------------|-----------------|-----------------|-------------------------|--------------------------|
| 1 | 65676 | 20 | Lincoln Natl Life Ins Co | IN | 0 | 15 | 23,397 | 0 | 58.91 | 58.91 |
| 2 | 91596 | 826 | New York Life Ins & Ann Corp | DE | 10 | 22 | 14,459 | 0 | 36.41 | 95.31 |
| 3 | 67652 | 20 | First Penn Pacific Life Ins Co | IN | 0 | 7 | 1,356 | 0 | 3.41 | 98.73 |
| 4 | 67091 | 860 | Northwestern Mut Life Ins Co | WI | 192 | 647 | 250 | 14 | 0.63 | 99.36 |
| 5 | 65935 | 435 | Massachusetts Mut Life Ins Co | MA | 35 | 112 | 173 | 0 | 0.44 | 99.79 |
| 6 | 65838 | 904 | John Hancock Life Ins Co USA | MI | 59 | 551 | 47 | 59 | 0.12 | 99.91 |
| 7 | 65005 | 4 | RiverSource Life Ins Co | MN | 11 | 84 | 30 | 0 | 0.08 | 99.99 |
| 8 | 87726 | 4932 | Brighthouse Life Ins Co | DE | 4 | 4 | 3 | 0 | 0.01 | 99.99 |
| 9 | 86231 | 468 | Transamerica Life Ins Co | IA | 13 | 190 | 1 | 0 | 0.00 | 100.00 |
| 9 | 62553 | 50 | Country Life Ins Co | IL | 0 | 0 | 1 | 0 | 0.00 | 100.00 |
| | | | ** STATE TOTAL ** | | 324 | 1,636 | 39,717 | 73 | 100.00 | 100.00 |

CAUTION: The information contained on this page is unaudited and not a complete analysis nor is it an expression of opinion on any insurer. This page may contain inadvertent errors.

**2021 LONG-TERM CARE INSURANCE EXPERIENCE REPORTING FORM 5
ACCELERATION ONLY - MARKET SHARE - TOP TEN COMPANIES
BY ACTUAL EARNED PREMIUMS**

ILLINOIS

| Rank | Company Code | Group Code | Company Name | State of Domicile | NBR of New Lives Insured | NBR of Lives In Force Year End | Earned Premiums | Incurred Claims | Market Share Percentage | Cummulative Market Share |
|------|--------------|------------|--------------------------------|-------------------|--------------------------|--------------------------------|-----------------|-----------------|-------------------------|--------------------------|
| 1 | 91596 | 826 | New York Life Ins & Ann Corp | DE | 3 | 71 | 206,594 | 62,823 | 51.61 | 51.61 |
| 2 | 65676 | 20 | Lincoln Natl Life Ins Co | IN | 0 | 118 | 153,160 | 17,398 | 38.26 | 89.88 |
| 3 | 67652 | 20 | First Penn Pacific Life Ins Co | IN | 0 | 247 | 25,863 | 47,924 | 6.46 | 96.34 |
| 4 | 70769 | 213 | Erie Family Life Ins Co | PA | 30 | 82 | 6,809 | 0 | 1.70 | 98.04 |
| 5 | 62553 | 50 | Country Life Ins Co | IL | 0 | 0 | 3,009 | 0 | 0.75 | 98.79 |
| 6 | 67091 | 860 | Northwestern Mut Life Ins Co | WI | 1,858 | 5,952 | 2,385 | 128 | 0.60 | 99.39 |
| 7 | 65838 | 904 | John Hancock Life Ins Co USA | MI | 218 | 4,633 | 1,011 | 443 | 0.25 | 99.64 |
| 8 | 65935 | 435 | Massachusetts Mut Life Ins Co | MA | 241 | 1,788 | 704 | 0 | 0.18 | 99.81 |
| 9 | 65005 | 4 | RiverSource Life Ins Co | MN | 232 | 1,531 | 379 | 243 | 0.09 | 99.91 |
| 10 | 87726 | 4932 | BrightHouse Life Ins Co | DE | 100 | 159 | 212 | 0 | 0.05 | 99.96 |
| | | | ** STATE TOTAL ** | | 3,355 | 19,728 | 400,281 | 129,050 | 100.00 | 100.00 |

CAUTION: The information contained on this page is unaudited and not a complete analysis nor is it an expression of opinion on any insurer. This page may contain inadvertent errors.

**2021 LONG-TERM CARE INSURANCE EXPERIENCE REPORTING FORM 5
ACCELERATION ONLY - MARKET SHARE - TOP TEN COMPANIES
BY ACTUAL EARNED PREMIUMS**

INDIANA

| Rank | Company Code | Group Code | Company Name | State of Domicile | NBR of New Lives Insured | NBR of Lives In Force Year End | Earned Premiums | Incurred Claims | Market Share Percentage | Cummulative Market Share |
|------|--------------|------------|--------------------------------|-------------------|--------------------------|--------------------------------|-----------------|-----------------|-------------------------|--------------------------|
| 1 | 65676 | 20 | Lincoln Natl Life Ins Co | IN | 0 | 70 | 76,818 | 37,092 | 69.51 | 69.51 |
| 2 | 70769 | 213 | Erie Family Life Ins Co | PA | 36 | 98 | 11,769 | 0 | 10.65 | 80.16 |
| 3 | 91596 | 826 | New York Life Ins & Ann Corp | DE | 0 | 52 | 11,759 | 1,337 | 10.64 | 90.81 |
| 4 | 67652 | 20 | First Penn Pacific Life Ins Co | IN | 0 | 43 | 8,307 | 0 | 7.52 | 98.32 |
| 5 | 67091 | 860 | Northwestern Mut Life Ins Co | WI | 685 | 1,986 | 725 | 35 | 0.66 | 98.98 |
| 6 | 65838 | 904 | John Hancock Life Ins Co USA | MI | 66 | 2,130 | 553 | 127 | 0.50 | 99.48 |
| 7 | 65935 | 435 | Massachusetts Mut Life Ins Co | MA | 87 | 709 | 233 | 79 | 0.21 | 99.69 |
| 8 | 65005 | 4 | RiverSource Life Ins Co | MN | 102 | 641 | 198 | 0 | 0.18 | 99.87 |
| 9 | 67628 | 153 | Pekin Life Ins Co | IL | 39 | 37 | 90 | 0 | 0.08 | 99.95 |
| 10 | 87726 | 4932 | BrightHouse Life Ins Co | DE | 13 | 29 | 39 | 0 | 0.04 | 99.99 |
| | | | ** STATE TOTAL ** | | 1,139 | 7,703 | 110,506 | 38,670 | 100.00 | 100.00 |

CAUTION: The information contained on this page is unaudited and not a complete analysis nor is it an expression of opinion on any insurer. This page may contain inadvertent errors.

**2021 LONG-TERM CARE INSURANCE EXPERIENCE REPORTING FORM 5
ACCELERATION ONLY - MARKET SHARE - TOP TEN COMPANIES
BY ACTUAL EARNED PREMIUMS**

IOWA

| Rank | Company Code | Group Code | Company Name | State of Domicile | NBR of New Lives Insured | NBR of Lives In Force Year End | Earned Premiums | Incurred Claims | Market Share Percentage | Cummulative Market Share |
|------|--------------|------------|--------------------------------|-------------------|--------------------------|--------------------------------|-----------------|-----------------|-------------------------|--------------------------|
| 1 | 91596 | 826 | New York Life Ins & Ann Corp | DE | 1 | 86 | 39,815 | 104,122 | 68.89 | 68.89 |
| 2 | 65676 | 20 | Lincoln Natl Life Ins Co | IN | 0 | 32 | 15,601 | 11,489 | 27.00 | 95.89 |
| 3 | 67652 | 20 | First Penn Pacific Life Ins Co | IN | 0 | 11 | 1,170 | 22,000 | 2.02 | 97.91 |
| 4 | 65838 | 904 | John Hancock Life Ins Co USA | MI | 75 | 1,179 | 340 | 95 | 0.59 | 98.50 |
| 5 | 67091 | 860 | Northwestern Mut Life Ins Co | WI | 282 | 868 | 320 | 16 | 0.55 | 99.06 |
| 6 | 56030 | 0 | Catholic Financial Life | WI | 0 | 0 | 250 | 0 | 0.43 | 99.49 |
| 7 | 65005 | 4 | RiverSource Life Ins Co | MN | 69 | 622 | 137 | 0 | 0.24 | 99.73 |
| 8 | 65935 | 435 | Massachusetts Mut Life Ins Co | MA | 23 | 227 | 75 | 0 | 0.13 | 99.86 |
| 9 | 62553 | 50 | Country Life Ins Co | IL | 0 | 0 | 41 | 0 | 0.07 | 99.93 |
| 10 | 87726 | 4932 | BrightHouse Life Ins Co | DE | 12 | 20 | 24 | 0 | 0.04 | 99.97 |
| | | | ** STATE TOTAL ** | | 542 | 4,202 | 57,791 | 137,748 | 100.00 | 100.00 |

CAUTION: The information contained on this page is unaudited and not a complete analysis nor is it an expression of opinion on any insurer. This page may contain inadvertent errors.

**2021 LONG-TERM CARE INSURANCE EXPERIENCE REPORTING FORM 5
ACCELERATION ONLY - MARKET SHARE - TOP TEN COMPANIES
BY ACTUAL EARNED PREMIUMS**

KANSAS

| Rank | Company Code | Group Code | Company Name | State of Domicile | NBR of New Lives Insured | NBR of Lives In Force Year End | Earned Premiums | Incurred Claims | Market Share Percentage | Cummulative Market Share |
|------|--------------|------------|--------------------------------|-------------------|--------------------------|--------------------------------|-----------------|-----------------|-------------------------|--------------------------|
| 1 | 91596 | 826 | New York Life Ins & Ann Corp | DE | 0 | 52 | 21,459 | 71,510 | 51.26 | 51.26 |
| 2 | 65676 | 20 | Lincoln Natl Life Ins Co | IN | 0 | 26 | 19,671 | 0 | 46.99 | 98.26 |
| 3 | 67091 | 860 | Northwestern Mut Life Ins Co | WI | 143 | 503 | 247 | 12 | 0.59 | 98.85 |
| 4 | 65935 | 435 | Massachusetts Mut Life Ins Co | MA | 38 | 228 | 164 | 0 | 0.39 | 99.24 |
| 5 | 65005 | 4 | RiverSource Life Ins Co | MN | 36 | 517 | 151 | 44 | 0.36 | 99.60 |
| 6 | 67652 | 20 | First Penn Pacific Life Ins Co | IN | 0 | 4 | 81 | 0 | 0.19 | 99.79 |
| 7 | 65838 | 904 | John Hancock Life Ins Co USA | MI | 60 | 1,073 | 49 | 91 | 0.12 | 99.91 |
| 8 | 87726 | 4932 | Brighthouse Life Ins Co | DE | 7 | 15 | 17 | 0 | 0.04 | 99.95 |
| 9 | 62553 | 50 | Country Life Ins Co | IL | 0 | 0 | 15 | 0 | 0.04 | 99.99 |
| 10 | 86231 | 468 | Transamerica Life Ins Co | IA | 48 | 321 | 3 | 0 | 0.01 | 100.00 |
| | | | ** STATE TOTAL ** | | 332 | 5,024 | 41,859 | 71,657 | 100.00 | 100.00 |

CAUTION: The information contained on this page is unaudited and not a complete analysis nor is it an expression of opinion on any insurer. This page may contain inadvertent errors.

**2021 LONG-TERM CARE INSURANCE EXPERIENCE REPORTING FORM 5
ACCELERATION ONLY - MARKET SHARE - TOP TEN COMPANIES
BY ACTUAL EARNED PREMIUMS**

KENTUCKY

| Rank | Company Code | Group Code | Company Name | State of Domicile | NBR of New Lives Insured | NBR of Lives In Force Year End | Earned Premiums | Incurred Claims | Market Share Percentage | Cummulative Market Share |
|------|--------------|------------|--------------------------------|-------------------|--------------------------|--------------------------------|-----------------|-----------------|-------------------------|--------------------------|
| 1 | 91596 | 826 | New York Life Ins & Ann Corp | DE | 0 | 17 | 42,148 | 18,350 | 46.85 | 46.85 |
| 2 | 65676 | 20 | Lincoln Natl Life Ins Co | IN | 0 | 36 | 41,618 | 22,710 | 46.26 | 93.12 |
| 3 | 67652 | 20 | First Penn Pacific Life Ins Co | IN | 0 | 13 | 3,155 | 36,354 | 3.51 | 96.63 |
| 4 | 70769 | 213 | Erie Family Life Ins Co | PA | 9 | 36 | 2,549 | 0 | 2.83 | 99.46 |
| 5 | 67091 | 860 | Northwestern Mut Life Ins Co | WI | 177 | 542 | 211 | 12 | 0.23 | 99.69 |
| 6 | 65935 | 435 | Massachusetts Mut Life Ins Co | MA | 31 | 157 | 82 | 0 | 0.09 | 99.78 |
| 7 | 65838 | 904 | John Hancock Life Ins Co USA | MI | 29 | 746 | 80 | 186 | 0.09 | 99.87 |
| 8 | 65005 | 4 | RiverSource Life Ins Co | MN | 27 | 242 | 69 | 62 | 0.08 | 99.95 |
| 9 | 87726 | 4932 | Brighthouse Life Ins Co | DE | 20 | 26 | 29 | 0 | 0.03 | 99.98 |
| 10 | 86231 | 468 | Transamerica Life Ins Co | IA | 102 | 781 | 9 | 0 | 0.01 | 99.99 |
| | | | ** STATE TOTAL ** | | 395 | 2,739 | 89,957 | 77,674 | 100.00 | 100.00 |

CAUTION: The information contained on this page is unaudited and not a complete analysis nor is it an expression of opinion on any insurer. This page may contain inadvertent errors.

**2021 LONG-TERM CARE INSURANCE EXPERIENCE REPORTING FORM 5
ACCELERATION ONLY - MARKET SHARE - TOP TEN COMPANIES
BY ACTUAL EARNED PREMIUMS**

LOUISIANA

| Rank | Company Code | Group Code | Company Name | State of Domicile | NBR of New Lives Insured | NBR of Lives In Force Year End | Earned Premiums | Incurred Claims | Market Share Percentage | Cummulative Market Share |
|------|--------------|------------|---------------------------------|-------------------|--------------------------|--------------------------------|-----------------|-----------------|-------------------------|--------------------------|
| 1 | 91596 | 826 | New York Life Ins & Ann Corp | DE | 0 | 47 | 78,883 | 0 | 77.67 | 77.67 |
| 2 | 65676 | 20 | Lincoln Natl Life Ins Co | IN | 0 | 13 | 18,956 | 0 | 18.66 | 96.33 |
| 3 | 67652 | 20 | First Penn Pacific Life Ins Co | IN | 0 | 7 | 3,198 | 0 | 3.15 | 99.48 |
| 4 | 67091 | 860 | Northwestern Mut Life Ins Co | WI | 167 | 519 | 213 | 11 | 0.21 | 99.69 |
| 5 | 65838 | 904 | John Hancock Life Ins Co USA | MI | 20 | 388 | 92 | 63 | 0.09 | 99.78 |
| 6 | 65005 | 4 | RiverSource Life Ins Co | MN | 37 | 318 | 83 | 52 | 0.08 | 99.86 |
| 7 | 65935 | 435 | Massachusetts Mut Life Ins Co | MA | 22 | 147 | 71 | 0 | 0.07 | 99.93 |
| 8 | 87726 | 4932 | Brighthouse Life Ins Co | DE | 21 | 32 | 42 | 0 | 0.04 | 99.97 |
| 9 | 62049 | 565 | Colonial Life & Accident Ins Co | SC | 0 | 317 | 21 | 0 | 0.02 | 99.99 |
| 10 | 86231 | 468 | Transamerica Life Ins Co | IA | 90 | 1,982 | 6 | 60 | 0.01 | 100.00 |
| | | | ** STATE TOTAL ** | | 357 | 3,789 | 101,565 | 186 | 100.00 | 100.00 |

CAUTION: The information contained on this page is unaudited and not a complete analysis nor is it an expression of opinion on any insurer. This page may contain inadvertent errors.

**2021 LONG-TERM CARE INSURANCE EXPERIENCE REPORTING FORM 5
ACCELERATION ONLY - MARKET SHARE - TOP TEN COMPANIES
BY ACTUAL EARNED PREMIUMS**

MAINE

| Rank | Company Code | Group Code | Company Name | State of Domicile | NBR of New Lives Insured | NBR of Lives In Force Year End | Earned Premiums | Incurred Claims | Market Share Percentage | Cummulative Market Share |
|------|--------------|------------|---------------------------------|-------------------|--------------------------|--------------------------------|-----------------|-----------------|-------------------------|--------------------------|
| 1 | 65676 | 20 | Lincoln Natl Life Ins Co | IN | 0 | 20 | 37,572 | 0 | 91.20 | 91.20 |
| 2 | 91596 | 826 | New York Life Ins & Ann Corp | DE | 0 | 16 | 3,411 | 0 | 8.28 | 99.48 |
| 3 | 65005 | 4 | RiverSource Life Ins Co | MN | 37 | 262 | 81 | 0 | 0.20 | 99.67 |
| 4 | 67091 | 860 | Northwestern Mut Life Ins Co | WI | 42 | 126 | 48 | 3 | 0.12 | 99.79 |
| 5 | 65838 | 904 | John Hancock Life Ins Co USA | MI | 12 | 271 | 44 | 8 | 0.11 | 99.90 |
| 6 | 65935 | 435 | Massachusetts Mut Life Ins Co | MA | 13 | 90 | 34 | 0 | 0.08 | 99.98 |
| 7 | 87726 | 4932 | BrightHouse Life Ins Co | DE | 4 | 5 | 9 | 0 | 0.02 | 100.00 |
| 8 | 62049 | 565 | Colonial Life & Accident Ins Co | SC | 0 | 5 | 0 | 0 | 0.00 | 100.00 |
| 8 | 63312 | 435 | Great Amer Life Ins Co | OH | 0 | 6 | 0 | 0 | 0.00 | 100.00 |
| 8 | 86231 | 468 | Transamerica Life Ins Co | IA | 7 | 63 | 0 | 0 | 0.00 | 100.00 |
| 8 | 90611 | 761 | Allianz Life Ins Co Of N Amer | MN | 0 | 9 | 0 | 0 | 0.00 | 100.00 |
| | | | ** STATE TOTAL ** | | 115 | 873 | 41,199 | 11 | 100.00 | 100.00 |

CAUTION: The information contained on this page is unaudited and not a complete analysis nor is it an expression of opinion on any insurer. This page may contain inadvertent errors.

**2021 LONG-TERM CARE INSURANCE EXPERIENCE REPORTING FORM 5
ACCELERATION ONLY - MARKET SHARE - TOP TEN COMPANIES
BY ACTUAL EARNED PREMIUMS**

MARYLAND

| Rank | Company Code | Group Code | Company Name | State of Domicile | NBR of New Lives Insured | NBR of Lives In Force Year End | Earned Premiums | Incurred Claims | Market Share Percentage | Cummulative Market Share |
|------|--------------|------------|--------------------------------|-------------------|--------------------------|--------------------------------|-----------------|-----------------|-------------------------|--------------------------|
| 1 | 65676 | 20 | Lincoln Natl Life Ins Co | IN | 0 | 74 | 123,189 | 55,272 | 47.12 | 47.12 |
| 2 | 91596 | 826 | New York Life Ins & Ann Corp | DE | 0 | 62 | 122,253 | 0 | 46.76 | 93.89 |
| 3 | 70769 | 213 | Erie Family Life Ins Co | PA | 57 | 163 | 11,267 | 0 | 4.31 | 98.20 |
| 4 | 67652 | 20 | First Penn Pacific Life Ins Co | IN | 0 | 11 | 3,117 | 0 | 1.19 | 99.39 |
| 5 | 67091 | 860 | Northwestern Mut Life Ins Co | WI | 598 | 1,866 | 693 | 106 | 0.27 | 99.66 |
| 6 | 65838 | 904 | John Hancock Life Ins Co USA | MI | 79 | 1,745 | 319 | 190 | 0.12 | 99.78 |
| 7 | 65935 | 435 | Massachusetts Mut Life Ins Co | MA | 120 | 637 | 275 | 0 | 0.11 | 99.88 |
| 8 | 65005 | 4 | RiverSource Life Ins Co | MN | 66 | 750 | 169 | 0 | 0.06 | 99.95 |
| 9 | 86231 | 468 | Transamerica Life Ins Co | IA | 787 | 25,454 | 67 | 0 | 0.03 | 99.97 |
| 10 | 87726 | 4932 | BrightHouse Life Ins Co | DE | 35 | 46 | 64 | 0 | 0.02 | 100.00 |
| | | | ** STATE TOTAL ** | | 1,742 | 30,971 | 261,420 | 55,568 | 100.00 | 100.00 |

CAUTION: The information contained on this page is unaudited and not a complete analysis nor is it an expression of opinion on any insurer. This page may contain inadvertent errors.

**2021 LONG-TERM CARE INSURANCE EXPERIENCE REPORTING FORM 5
ACCELERATION ONLY - MARKET SHARE - TOP TEN COMPANIES
BY ACTUAL EARNED PREMIUMS**

MASSACHUSETTS

| Rank | Company Code | Group Code | Company Name | State of Domicile | NBR of New Lives Insured | NBR of Lives In Force Year End | Earned Premiums | Incurred Claims | Market Share Percentage | Cummulative Market Share |
|------|--------------|------------|---------------------------------|-------------------|--------------------------|--------------------------------|-----------------|-----------------|-------------------------|--------------------------|
| 1 | 91596 | 826 | New York Life Ins & Ann Corp | DE | 4 | 119 | 269,280 | 190,542 | 62.94 | 62.94 |
| 2 | 65676 | 20 | Lincoln Natl Life Ins Co | IN | 0 | 72 | 155,162 | 0 | 36.26 | 99.20 |
| 3 | 65838 | 904 | John Hancock Life Ins Co USA | MI | 156 | 2,473 | 1,258 | 39 | 0.29 | 99.50 |
| 4 | 65935 | 435 | Massachusetts Mut Life Ins Co | MA | 320 | 1,726 | 893 | 0 | 0.21 | 99.70 |
| 5 | 67091 | 860 | Northwestern Mut Life Ins Co | WI | 557 | 1,560 | 785 | 35 | 0.18 | 99.89 |
| 6 | 65005 | 4 | RiverSource Life Ins Co | MN | 159 | 1,506 | 396 | 251 | 0.09 | 99.98 |
| 7 | 87726 | 4932 | BrightHouse Life Ins Co | DE | 16 | 35 | 54 | 0 | 0.01 | 99.99 |
| 8 | 86231 | 468 | Transamerica Life Ins Co | IA | 280 | 1,625 | 27 | 0 | 0.01 | 100.00 |
| 9 | 62049 | 565 | Colonial Life & Accident Ins Co | SC | 0 | 57 | 5 | 0 | 0.00 | 100.00 |
| 10 | 90611 | 761 | Allianz Life Ins Co Of N Amer | MN | 0 | 1 | 0 | 0 | 0.00 | 100.00 |
| | | | ** STATE TOTAL ** | | 1,492 | 9,174 | 427,860 | 190,867 | 100.00 | 100.00 |

CAUTION: The information contained on this page is unaudited and not a complete analysis nor is it an expression of opinion on any insurer. This page may contain inadvertent errors.

**2021 LONG-TERM CARE INSURANCE EXPERIENCE REPORTING FORM 5
ACCELERATION ONLY - MARKET SHARE - TOP TEN COMPANIES
BY ACTUAL EARNED PREMIUMS**

MICHIGAN

| Rank | Company Code | Group Code | Company Name | State of Domicile | NBR of New Lives Insured | NBR of Lives In Force Year End | Earned Premiums | Incurred Claims | Market Share Percentage | Cummulative Market Share |
|------|--------------|------------|---------------------------------|-------------------|--------------------------|--------------------------------|-----------------|-----------------|-------------------------|--------------------------|
| 1 | 65676 | 20 | Lincoln Natl Life Ins Co | IN | 0 | 76 | 89,841 | 3,865 | 51.26 | 51.26 |
| 2 | 91596 | 826 | New York Life Ins & Ann Corp | DE | 2 | 39 | 73,343 | 4,173 | 41.85 | 93.10 |
| 3 | 67652 | 20 | First Penn Pacific Life Ins Co | IN | 0 | 57 | 8,983 | 7,956 | 5.13 | 98.23 |
| 4 | 65838 | 904 | John Hancock Life Ins Co USA | MI | 97 | 3,526 | 1,810 | 356 | 1.03 | 99.26 |
| 5 | 67091 | 860 | Northwestern Mut Life Ins Co | WI | 363 | 1,124 | 497 | 26 | 0.28 | 99.54 |
| 6 | 65005 | 4 | RiverSource Life Ins Co | MN | 138 | 1,215 | 307 | 0 | 0.18 | 99.72 |
| 7 | 65935 | 435 | Massachusetts Mut Life Ins Co | MA | 81 | 489 | 288 | 0 | 0.16 | 99.88 |
| 8 | 87726 | 4932 | Brighthouse Life Ins Co | DE | 37 | 101 | 121 | 0 | 0.07 | 99.95 |
| 9 | 62049 | 565 | Colonial Life & Accident Ins Co | SC | 0 | 555 | 44 | 0 | 0.03 | 99.98 |
| 10 | 62553 | 50 | Country Life Ins Co | IL | 0 | 0 | 20 | 0 | 0.01 | 99.99 |
| | | | ** STATE TOTAL ** | | 901 | 8,101 | 175,272 | 16,376 | 100.00 | 100.00 |

CAUTION: The information contained on this page is unaudited and not a complete analysis nor is it an expression of opinion on any insurer. This page may contain inadvertent errors.

**2021 LONG-TERM CARE INSURANCE EXPERIENCE REPORTING FORM 5
ACCELERATION ONLY - MARKET SHARE - TOP TEN COMPANIES
BY ACTUAL EARNED PREMIUMS**

MINNESOTA

| Rank | Company Code | Group Code | Company Name | State of Domicile | NBR of New Lives Insured | NBR of Lives In Force Year End | Earned Premiums | Incurred Claims | Market Share Percentage | Cummulative Market Share |
|------|--------------|------------|--------------------------------|-------------------|--------------------------|--------------------------------|-----------------|-----------------|-------------------------|--------------------------|
| 1 | 91596 | 826 | New York Life Ins & Ann Corp | DE | 0 | 35 | 94,279 | 60,653 | 62.49 | 62.49 |
| 2 | 65676 | 20 | Lincoln Natl Life Ins Co | IN | 0 | 43 | 53,768 | 0 | 35.64 | 98.13 |
| 3 | 67091 | 860 | Northwestern Mut Life Ins Co | WI | 694 | 2,007 | 788 | 39 | 0.52 | 98.65 |
| 4 | 67652 | 20 | First Penn Pacific Life Ins Co | IN | 0 | 3 | 760 | 0 | 0.50 | 99.15 |
| 5 | 65005 | 4 | RiverSource Life Ins Co | MN | 339 | 3,222 | 718 | 0 | 0.48 | 99.63 |
| 6 | 65935 | 435 | Massachusetts Mut Life Ins Co | MA | 85 | 898 | 297 | 81 | 0.20 | 99.83 |
| 7 | 62553 | 50 | Country Life Ins Co | IL | 0 | 0 | 105 | 0 | 0.07 | 99.89 |
| 8 | 65838 | 904 | John Hancock Life Ins Co USA | MI | 116 | 1,274 | 65 | 40 | 0.04 | 99.94 |
| 8 | 87726 | 4932 | Brighthouse Life Ins Co | DE | 34 | 55 | 65 | 0 | 0.04 | 99.98 |
| 10 | 86231 | 468 | Transamerica Life Ins Co | IA | 226 | 1,034 | 20 | 64 | 0.01 | 99.99 |
| | | | ** STATE TOTAL ** | | 1,494 | 8,774 | 150,874 | 60,877 | 100.00 | 100.00 |

CAUTION: The information contained on this page is unaudited and not a complete analysis nor is it an expression of opinion on any insurer. This page may contain inadvertent errors.

**2021 LONG-TERM CARE INSURANCE EXPERIENCE REPORTING FORM 5
ACCELERATION ONLY - MARKET SHARE - TOP TEN COMPANIES
BY ACTUAL EARNED PREMIUMS**

MISSISSIPPI

| Rank | Company Code | Group Code | Company Name | State of Domicile | NBR of New Lives Insured | NBR of Lives In Force Year End | Earned Premiums | Incurred Claims | Market Share Percentage | Cummulative Market Share |
|------|--------------|------------|---------------------------------|-------------------|--------------------------|--------------------------------|-----------------|-----------------|-------------------------|--------------------------|
| 1 | 91596 | 826 | New York Life Ins & Ann Corp | DE | 1 | 26 | 22,544 | 61,449 | 75.80 | 75.80 |
| 2 | 65676 | 20 | Lincoln Natl Life Ins Co | IN | 0 | 7 | 5,073 | 0 | 17.06 | 92.86 |
| 3 | 67652 | 20 | First Penn Pacific Life Ins Co | IN | 0 | 0 | 1,601 | 0 | 5.38 | 98.24 |
| 4 | 65838 | 904 | John Hancock Life Ins Co USA | MI | 15 | 243 | 242 | 18 | 0.81 | 99.06 |
| 5 | 65935 | 435 | Massachusetts Mut Life Ins Co | MA | 44 | 228 | 158 | 0 | 0.53 | 99.59 |
| 6 | 67091 | 860 | Northwestern Mut Life Ins Co | WI | 33 | 97 | 55 | 3 | 0.18 | 99.77 |
| 7 | 65005 | 4 | RiverSource Life Ins Co | MN | 2 | 68 | 23 | 0 | 0.08 | 99.85 |
| 8 | 62049 | 565 | Colonial Life & Accident Ins Co | SC | 0 | 226 | 14 | 0 | 0.05 | 99.90 |
| 8 | 67628 | 153 | Pekin Life Ins Co | IL | 19 | 19 | 14 | 0 | 0.05 | 99.95 |
| 8 | 87726 | 4932 | Brighthouse Life Ins Co | DE | 6 | 11 | 14 | 0 | 0.05 | 99.99 |
| | | | ** STATE TOTAL ** | | 154 | 5,372 | 29,740 | 61,470 | 100.00 | 100.00 |

CAUTION: The information contained on this page is unaudited and not a complete analysis nor is it an expression of opinion on any insurer. This page may contain inadvertent errors.

**2021 LONG-TERM CARE INSURANCE EXPERIENCE REPORTING FORM 5
ACCELERATION ONLY - MARKET SHARE - TOP TEN COMPANIES
BY ACTUAL EARNED PREMIUMS**

MISSOURI

| Rank | Company Code | Group Code | Company Name | State of Domicile | NBR of New Lives Insured | NBR of Lives In Force Year End | Earned Premiums | Incurred Claims | Market Share Percentage | Cummulative Market Share |
|------|--------------|------------|--------------------------------|-------------------|--------------------------|--------------------------------|-----------------|-----------------|-------------------------|--------------------------|
| 1 | 91596 | 826 | New York Life Ins & Ann Corp | DE | 0 | 49 | 110,816 | 158,418 | 55.44 | 55.44 |
| 2 | 65676 | 20 | Lincoln Natl Life Ins Co | IN | 0 | 79 | 83,296 | 36,310 | 41.67 | 97.11 |
| 3 | 67652 | 20 | First Penn Pacific Life Ins Co | IN | 0 | 46 | 4,520 | 0 | 2.26 | 99.37 |
| 4 | 67091 | 860 | Northwestern Mut Life Ins Co | WI | 435 | 1,313 | 546 | 26 | 0.27 | 99.64 |
| 5 | 65838 | 904 | John Hancock Life Ins Co USA | MI | 98 | 1,915 | 308 | 102 | 0.15 | 99.79 |
| 6 | 65935 | 435 | Massachusetts Mut Life Ins Co | MA | 49 | 384 | 147 | 0 | 0.07 | 99.87 |
| 7 | 65005 | 4 | RiverSource Life Ins Co | MN | 72 | 542 | 131 | 146 | 0.07 | 99.93 |
| 8 | 87726 | 4932 | Brighthouse Life Ins Co | DE | 34 | 53 | 59 | 0 | 0.03 | 99.96 |
| 9 | 62553 | 50 | Country Life Ins Co | IL | 0 | 0 | 50 | 0 | 0.03 | 99.99 |
| 10 | 67628 | 153 | Pekin Life Ins Co | IL | 18 | 18 | 17 | 0 | 0.01 | 100.00 |
| | | | ** STATE TOTAL ** | | 786 | 5,267 | 199,896 | 195,002 | 100.00 | 100.00 |

CAUTION: The information contained on this page is unaudited and not a complete analysis nor is it an expression of opinion on any insurer. This page may contain inadvertent errors.

**2021 LONG-TERM CARE INSURANCE EXPERIENCE REPORTING FORM 5
ACCELERATION ONLY - MARKET SHARE - TOP TEN COMPANIES
BY ACTUAL EARNED PREMIUMS**

MONTANA

| Rank | Company Code | Group Code | Company Name | State of Domicile | NBR of New Lives Insured | NBR of Lives In Force Year End | Earned Premiums | Incurred Claims | Market Share Percentage | Cummulative Market Share |
|------|--------------|------------|---------------------------------|-------------------|--------------------------|--------------------------------|-----------------|-----------------|-------------------------|--------------------------|
| 1 | 65676 | 20 | Lincoln Natl Life Ins Co | IN | 0 | 13 | 17,233 | 0 | 86.38 | 86.38 |
| 2 | 91596 | 826 | New York Life Ins & Ann Corp | DE | 0 | 16 | 2,538 | 36,619 | 12.72 | 99.10 |
| 3 | 67091 | 860 | Northwestern Mut Life Ins Co | WI | 71 | 271 | 83 | 5 | 0.42 | 99.52 |
| 4 | 65935 | 435 | Massachusetts Mut Life Ins Co | MA | 13 | 46 | 36 | 0 | 0.18 | 99.70 |
| 5 | 65005 | 4 | RiverSource Life Ins Co | MN | 3 | 84 | 26 | 0 | 0.13 | 99.83 |
| 6 | 65838 | 904 | John Hancock Life Ins Co USA | MI | 18 | 354 | 22 | 0 | 0.11 | 99.94 |
| 7 | 87726 | 4932 | BrightHouse Life Ins Co | DE | 4 | 4 | 7 | 0 | 0.04 | 99.97 |
| 8 | 62049 | 565 | Colonial Life & Accident Ins Co | SC | 0 | 23 | 4 | 0 | 0.02 | 99.99 |
| 9 | 86231 | 468 | Transamerica Life Ins Co | IA | 9 | 25 | 1 | 0 | 0.01 | 100.00 |
| 10 | 90611 | 761 | Allianz Life Ins Co Of N Amer | MN | 0 | 5 | 0 | 0 | 0.00 | 100.00 |
| | | | ** STATE TOTAL ** | | 118 | 841 | 19,950 | 36,624 | 100.00 | 100.00 |

CAUTION: The information contained on this page is unaudited and not a complete analysis nor is it an expression of opinion on any insurer. This page may contain inadvertent errors.

**2021 LONG-TERM CARE INSURANCE EXPERIENCE REPORTING FORM 5
ACCELERATION ONLY - MARKET SHARE - TOP TEN COMPANIES
BY ACTUAL EARNED PREMIUMS**

NEBRASKA

| Rank | Company Code | Group Code | Company Name | State of Domicile | NBR of New Lives Insured | NBR of Lives In Force Year End | Earned Premiums | Incurred Claims | Market Share Percentage | Cummulative Market Share |
|------|--------------|------------|---------------------------------|-------------------|--------------------------|--------------------------------|-----------------|-----------------|-------------------------|--------------------------|
| 1 | 65676 | 20 | Lincoln Natl Life Ins Co | IN | 0 | 24 | 27,376 | 0 | 65.26 | 65.26 |
| 2 | 91596 | 826 | New York Life Ins & Ann Corp | DE | 0 | 34 | 12,741 | 2,706 | 30.37 | 95.63 |
| 3 | 67652 | 20 | First Penn Pacific Life Ins Co | IN | 0 | 17 | 1,472 | 18,000 | 3.51 | 99.13 |
| 4 | 65838 | 904 | John Hancock Life Ins Co USA | MI | 26 | 484 | 137 | 0 | 0.33 | 99.46 |
| 5 | 67091 | 860 | Northwestern Mut Life Ins Co | WI | 136 | 343 | 125 | 6 | 0.30 | 99.76 |
| 6 | 65005 | 4 | RiverSource Life Ins Co | MN | 15 | 188 | 58 | 0 | 0.14 | 99.90 |
| 7 | 65935 | 435 | Massachusetts Mut Life Ins Co | MA | 20 | 135 | 22 | 0 | 0.05 | 99.95 |
| 8 | 87726 | 4932 | Brighthouse Life Ins Co | DE | 4 | 10 | 12 | 0 | 0.03 | 99.98 |
| 9 | 62049 | 565 | Colonial Life & Accident Ins Co | SC | 0 | 130 | 8 | 0 | 0.02 | 100.00 |
| 10 | 86231 | 468 | Transamerica Life Ins Co | IA | 12 | 175 | 1 | 0 | 0.00 | 100.00 |
| | | | ** STATE TOTAL ** | | 213 | 1,585 | 41,952 | 20,712 | 100.00 | 100.00 |

CAUTION: The information contained on this page is unaudited and not a complete analysis nor is it an expression of opinion on any insurer. This page may contain inadvertent errors.

**2021 LONG-TERM CARE INSURANCE EXPERIENCE REPORTING FORM 5
ACCELERATION ONLY - MARKET SHARE - TOP TEN COMPANIES
BY ACTUAL EARNED PREMIUMS**

NEVADA

| Rank | Company Code | Group Code | Company Name | State of Domicile | NBR of New Lives Insured | NBR of Lives In Force Year End | Earned Premiums | Incurred Claims | Market Share Percentage | Cummulative Market Share |
|------|--------------|------------|--------------------------------|-------------------|--------------------------|--------------------------------|-----------------|-----------------|-------------------------|--------------------------|
| 1 | 91596 | 826 | New York Life Ins & Ann Corp | DE | 1 | 15 | 35,724 | 0 | 77.56 | 77.56 |
| 2 | 65676 | 20 | Lincoln Natl Life Ins Co | IN | 0 | 12 | 6,645 | 20,676 | 14.43 | 91.99 |
| 3 | 67652 | 20 | First Penn Pacific Life Ins Co | IN | 0 | 6 | 3,036 | 0 | 6.59 | 98.58 |
| 4 | 62553 | 50 | Country Life Ins Co | IL | 0 | 0 | 116 | 0 | 0.25 | 98.83 |
| 5 | 65838 | 904 | John Hancock Life Ins Co USA | MI | 21 | 350 | 110 | 0 | 0.24 | 99.07 |
| 6 | 56030 | 0 | Catholic Financial Life | WI | 0 | 0 | 104 | 0 | 0.23 | 99.29 |
| 7 | 65005 | 4 | RiverSource Life Ins Co | MN | 38 | 421 | 102 | 125 | 0.22 | 99.52 |
| 8 | 67091 | 860 | Northwestern Mut Life Ins Co | WI | 89 | 223 | 88 | 5 | 0.19 | 99.71 |
| 9 | 65935 | 435 | Massachusetts Mut Life Ins Co | MA | 17 | 196 | 74 | 0 | 0.16 | 99.87 |
| 10 | 87726 | 4932 | BrightHouse Life Ins Co | DE | 11 | 20 | 26 | 0 | 0.06 | 99.92 |
| | | | ** STATE TOTAL ** | | 534 | 3,945 | 46,060 | 20,806 | 100.00 | 100.00 |

CAUTION: The information contained on this page is unaudited and not a complete analysis nor is it an expression of opinion on any insurer. This page may contain inadvertent errors.

**2021 LONG-TERM CARE INSURANCE EXPERIENCE REPORTING FORM 5
ACCELERATION ONLY - MARKET SHARE - TOP TEN COMPANIES
BY ACTUAL EARNED PREMIUMS**

NEW HAMPSHIRE

| Rank | Company Code | Group Code | Company Name | State of Domicile | NBR of New Lives Insured | NBR of Lives In Force Year End | Earned Premiums | Incurred Claims | Market Share Percentage | Cummulative Market Share |
|------|--------------|------------|---------------------------------|-------------------|--------------------------|--------------------------------|-----------------|-----------------|-------------------------|--------------------------|
| 1 | 91596 | 826 | New York Life Ins & Ann Corp | DE | 1 | 15 | 20,558 | 32,928 | 50.10 | 50.10 |
| 2 | 65676 | 20 | Lincoln Natl Life Ins Co | IN | 0 | 12 | 19,706 | 0 | 48.03 | 98.13 |
| 3 | 65838 | 904 | John Hancock Life Ins Co USA | MI | 32 | 638 | 287 | 97 | 0.70 | 98.83 |
| 4 | 67091 | 860 | Northwestern Mut Life Ins Co | WI | 100 | 519 | 204 | 11 | 0.50 | 99.33 |
| 5 | 65005 | 4 | RiverSource Life Ins Co | MN | 59 | 552 | 144 | 0 | 0.35 | 99.68 |
| 6 | 65935 | 435 | Massachusetts Mut Life Ins Co | MA | 62 | 252 | 117 | 0 | 0.29 | 99.97 |
| 7 | 87726 | 4932 | Brighthouse Life Ins Co | DE | 6 | 12 | 12 | 0 | 0.03 | 100.00 |
| 8 | 86231 | 468 | Transamerica Life Ins Co | IA | 12 | 238 | 2 | 0 | 0.00 | 100.00 |
| 9 | 62049 | 565 | Colonial Life & Accident Ins Co | SC | 0 | 3 | 0 | 0 | 0.00 | 100.00 |
| 9 | 90611 | 761 | Allianz Life Ins Co Of N Amer | MN | 0 | 7 | 0 | 0 | 0.00 | 100.00 |
| 9 | 63312 | 435 | Great Amer Life Ins Co | OH | 0 | 43 | 0 | 0 | 0.00 | 100.00 |
| 9 | 70025 | 4011 | Genworth Life Ins Co | DE | 0 | 3 | 0 | 0 | 0.00 | 100.00 |
| | | | ** STATE TOTAL ** | | 272 | 2,294 | 41,030 | 33,036 | 100.00 | 100.00 |

CAUTION: The information contained on this page is unaudited and not a complete analysis nor is it an expression of opinion on any insurer. This page may contain inadvertent errors.

**2021 LONG-TERM CARE INSURANCE EXPERIENCE REPORTING FORM 5
ACCELERATION ONLY - MARKET SHARE - TOP TEN COMPANIES
BY ACTUAL EARNED PREMIUMS**

NEW JERSEY

| Rank | Company Code | Group Code | Company Name | State of Domicile | NBR of New Lives Insured | NBR of Lives In Force Year End | Earned Premiums | Incurred Claims | Market Share Percentage | Cummulative Market Share |
|------|--------------|------------|---------------------------------|-------------------|--------------------------|--------------------------------|-----------------|-----------------|-------------------------|--------------------------|
| 1 | 91596 | 826 | New York Life Ins & Ann Corp | DE | 7 | 303 | 227,257 | 59,823 | 71.95 | 71.95 |
| 2 | 65676 | 20 | Lincoln Natl Life Ins Co | IN | 0 | 80 | 85,218 | 0 | 26.98 | 98.93 |
| 3 | 65935 | 435 | Massachusetts Mut Life Ins Co | MA | 349 | 2,184 | 1,059 | 0 | 0.34 | 99.26 |
| 4 | 65838 | 904 | John Hancock Life Ins Co USA | MI | 231 | 3,444 | 980 | 97 | 0.31 | 99.58 |
| 5 | 67091 | 860 | Northwestern Mut Life Ins Co | WI | 639 | 1,624 | 784 | 39 | 0.25 | 99.82 |
| 6 | 65005 | 4 | RiverSource Life Ins Co | MN | 111 | 1,223 | 299 | 95 | 0.09 | 99.92 |
| 7 | 87726 | 4932 | BrightHouse Life Ins Co | DE | 54 | 90 | 136 | 0 | 0.04 | 99.96 |
| 8 | 86231 | 468 | Transamerica Life Ins Co | IA | 542 | 8,325 | 58 | 60 | 0.02 | 99.98 |
| 9 | 70769 | 213 | Erie Family Life Ins Co | PA | 0 | 1 | 51 | 0 | 0.02 | 100.00 |
| 10 | 62049 | 565 | Colonial Life & Accident Ins Co | SC | 0 | 92 | 14 | 0 | 0.00 | 100.00 |
| | | | ** STATE TOTAL ** | | 1,933 | 17,371 | 315,856 | 60,114 | 100.00 | 100.00 |

CAUTION: The information contained on this page is unaudited and not a complete analysis nor is it an expression of opinion on any insurer. This page may contain inadvertent errors.

**2021 LONG-TERM CARE INSURANCE EXPERIENCE REPORTING FORM 5
ACCELERATION ONLY - MARKET SHARE - TOP TEN COMPANIES
BY ACTUAL EARNED PREMIUMS**

NEW MEXICO

| Rank | Company Code | Group Code | Company Name | State of Domicile | NBR of New Lives Insured | NBR of Lives In Force Year End | Earned Premiums | Incurred Claims | Market Share Percentage | Cummulative Market Share |
|------|--------------|------------|---------------------------------|-------------------|--------------------------|--------------------------------|-----------------|-----------------|-------------------------|--------------------------|
| 1 | 91596 | 826 | New York Life Ins & Ann Corp | DE | 1 | 26 | 18,374 | 37,939 | 80.23 | 80.23 |
| 2 | 65676 | 20 | Lincoln Natl Life Ins Co | IN | 0 | 7 | 3,950 | 75,205 | 17.25 | 97.47 |
| 3 | 67652 | 20 | First Penn Pacific Life Ins Co | IN | 0 | 5 | 402 | 0 | 1.76 | 99.23 |
| 4 | 67091 | 860 | Northwestern Mut Life Ins Co | WI | 109 | 252 | 76 | 5 | 0.33 | 99.56 |
| 5 | 65838 | 904 | John Hancock Life Ins Co USA | MI | 18 | 297 | 36 | 0 | 0.16 | 99.72 |
| 6 | 65005 | 4 | RiverSource Life Ins Co | MN | 6 | 108 | 29 | 0 | 0.13 | 99.84 |
| 7 | 65935 | 435 | Massachusetts Mut Life Ins Co | MA | 6 | 63 | 17 | 0 | 0.07 | 99.92 |
| 8 | 87726 | 4932 | Brighthouse Life Ins Co | DE | 7 | 12 | 12 | 0 | 0.05 | 99.97 |
| 9 | 62049 | 565 | Colonial Life & Accident Ins Co | SC | 0 | 58 | 4 | 0 | 0.02 | 99.99 |
| 10 | 86231 | 468 | Transamerica Life Ins Co | IA | 45 | 400 | 3 | 0 | 0.01 | 100.00 |
| | | | ** STATE TOTAL ** | | 192 | 1,244 | 22,903 | 113,149 | 100.00 | 100.00 |

CAUTION: The information contained on this page is unaudited and not a complete analysis nor is it an expression of opinion on any insurer. This page may contain inadvertent errors.

**2021 LONG-TERM CARE INSURANCE EXPERIENCE REPORTING FORM 5
ACCELERATION ONLY - MARKET SHARE - TOP TEN COMPANIES
BY ACTUAL EARNED PREMIUMS**

NEW YORK

| Rank | Company Code | Group Code | Company Name | State of Domicile | NBR of New Lives Insured | NBR of Lives In Force Year End | Earned Premiums | Incurred Claims | Market Share Percentage | Cummulative Market Share |
|------|--------------|------------|------------------------------------|-------------------|--------------------------|--------------------------------|-----------------|-----------------|-------------------------|--------------------------|
| 1 | 62057 | 20 | Lincoln Life & Ann Co of NY | NY | 0 | 117 | 39,056 | 183,089 | 85.31 | 85.31 |
| 2 | 65935 | 435 | Massachusetts Mut Life Ins Co | MA | 851 | 5,478 | 2,981 | 0 | 6.51 | 91.82 |
| 3 | 86375 | 904 | John Hancock Life Ins Co of NY | NY | 286 | 5,795 | 2,001 | 438 | 4.37 | 96.19 |
| 4 | 67091 | 860 | Northwestern Mut Life Ins Co | WI | 1,610 | 2,106 | 1,020 | 33 | 2.23 | 98.42 |
| 5 | 80594 | 4 | Riversource Life Ins Co Of NY | NY | 191 | 2,051 | 651 | 85 | 1.42 | 99.84 |
| 6 | 70688 | 468 | Transamerica Financial Life Ins Co | NY | 904 | 28,127 | 72 | 0 | 0.16 | 100.00 |
| 7 | 72990 | 4011 | Genworth Life Ins Co of NY | NY | 0 | 15 | 0 | 0 | 0.00 | 100.00 |
| 7 | 91596 | 826 | New York Life Ins & Ann Corp | DE | 0 | 417 | 0 | 0 | 0.00 | 100.00 |
| | | | ** STATE TOTAL ** | | 3,842 | 44,106 | 45,781 | 183,645 | 100.00 | 100.00 |

CAUTION: The information contained on this page is unaudited and not a complete analysis nor is it an expression of opinion on any insurer. This page may contain inadvertent errors.

**2021 LONG-TERM CARE INSURANCE EXPERIENCE REPORTING FORM 5
ACCELERATION ONLY - MARKET SHARE - TOP TEN COMPANIES
BY ACTUAL EARNED PREMIUMS**

NORTH CAROLINA

| Rank | Company Code | Group Code | Company Name | State of Domicile | NBR of New Lives Insured | NBR of Lives In Force Year End | Earned Premiums | Incurred Claims | Market Share Percentage | Cummulative Market Share |
|------|--------------|------------|--------------------------------|-------------------|--------------------------|--------------------------------|-----------------|-----------------|-------------------------|--------------------------|
| 1 | 65676 | 20 | Lincoln Natl Life Ins Co | IN | 0 | 97 | 137,726 | 0 | 47.58 | 47.58 |
| 2 | 91596 | 826 | New York Life Ins & Ann Corp | DE | 3 | 57 | 133,494 | 147,642 | 46.12 | 93.71 |
| 3 | 70769 | 213 | Erie Family Life Ins Co | PA | 34 | 92 | 11,111 | 0 | 3.84 | 97.54 |
| 4 | 67652 | 20 | First Penn Pacific Life Ins Co | IN | 0 | 17 | 4,179 | 0 | 1.44 | 98.99 |
| 5 | 67091 | 860 | Northwestern Mut Life Ins Co | WI | 701 | 2,048 | 843 | 44 | 0.29 | 99.28 |
| 6 | 65838 | 904 | John Hancock Life Ins Co USA | MI | 154 | 1,925 | 708 | 22 | 0.24 | 99.52 |
| 7 | 65005 | 4 | RiverSource Life Ins Co | MN | 92 | 985 | 425 | 290 | 0.15 | 99.67 |
| 8 | 65935 | 435 | Massachusetts Mut Life Ins Co | MA | 151 | 864 | 418 | 0 | 0.14 | 99.82 |
| 9 | 56030 | 0 | Catholic Financial Life | WI | 0 | 0 | 379 | 0 | 0.13 | 99.95 |
| 10 | 87726 | 4932 | BrightHouse Life Ins Co | DE | 72 | 108 | 134 | 0 | 0.05 | 99.99 |
| | | | ** STATE TOTAL ** | | 1,423 | 8,052 | 289,437 | 148,001 | 100.00 | 100.00 |

CAUTION: The information contained on this page is unaudited and not a complete analysis nor is it an expression of opinion on any insurer. This page may contain inadvertent errors.

**2021 LONG-TERM CARE INSURANCE EXPERIENCE REPORTING FORM 5
ACCELERATION ONLY - MARKET SHARE - TOP TEN COMPANIES
BY ACTUAL EARNED PREMIUMS**

NORTH DAKOTA

| Rank | Company Code | Group Code | Company Name | State of Domicile | NBR of New Lives Insured | NBR of Lives In Force Year End | Earned Premiums | Incurred Claims | Market Share Percentage | Cummulative Market Share |
|------|--------------|------------|---------------------------------|-------------------|--------------------------|--------------------------------|-----------------|-----------------|-------------------------|--------------------------|
| 1 | 65676 | 20 | Lincoln Natl Life Ins Co | IN | 0 | 16 | 18,463 | 0 | 86.86 | 86.86 |
| 2 | 91596 | 826 | New York Life Ins & Ann Corp | DE | 0 | 7 | 2,375 | 13,173 | 11.17 | 98.03 |
| 3 | 65005 | 4 | RiverSource Life Ins Co | MN | 48 | 425 | 118 | 0 | 0.56 | 98.59 |
| 4 | 67091 | 860 | Northwestern Mut Life Ins Co | WI | 113 | 341 | 81 | 6 | 0.38 | 98.97 |
| 5 | 65838 | 904 | John Hancock Life Ins Co USA | MI | 13 | 268 | 76 | 0 | 0.36 | 99.33 |
| 6 | 65935 | 435 | Massachusetts Mut Life Ins Co | MA | 25 | 254 | 70 | 0 | 0.33 | 99.66 |
| 7 | 70769 | 213 | Erie Family Life Ins Co | PA | 0 | 1 | 45 | 0 | 0.21 | 99.87 |
| 8 | 62553 | 50 | Country Life Ins Co | IL | 0 | 0 | 23 | 0 | 0.11 | 99.98 |
| 9 | 87726 | 4932 | Brighthouse Life Ins Co | DE | 1 | 2 | 3 | 0 | 0.01 | 99.99 |
| 10 | 86231 | 468 | Transamerica Life Ins Co | IA | 14 | 78 | 1 | 0 | 0.00 | 100.00 |
| 10 | 62049 | 565 | Colonial Life & Accident Ins Co | SC | 0 | 7 | 1 | 0 | 0.00 | 100.00 |
| | | | ** STATE TOTAL ** | | 214 | 1,405 | 21,256 | 13,179 | 100.00 | 100.00 |

CAUTION: The information contained on this page is unaudited and not a complete analysis nor is it an expression of opinion on any insurer. This page may contain inadvertent errors.

**2021 LONG-TERM CARE INSURANCE EXPERIENCE REPORTING FORM 5
ACCELERATION ONLY - MARKET SHARE - TOP TEN COMPANIES
BY ACTUAL EARNED PREMIUMS**

OHIO

| Rank | Company Code | Group Code | Company Name | State of Domicile | NBR of New Lives Insured | NBR of Lives In Force Year End | Earned Premiums | Incurred Claims | Market Share Percentage | Cummulative Market Share |
|------|--------------|------------|--------------------------------|-------------------|--------------------------|--------------------------------|-----------------|-----------------|-------------------------|--------------------------|
| 1 | 65676 | 20 | Lincoln Natl Life Ins Co | IN | 0 | 171 | 234,529 | 18,259 | 71.94 | 71.94 |
| 2 | 91596 | 826 | New York Life Ins & Ann Corp | DE | 1 | 130 | 57,249 | 358,779 | 17.56 | 89.50 |
| 3 | 70769 | 213 | Erie Family Life Ins Co | PA | 57 | 171 | 18,535 | 0 | 5.69 | 95.19 |
| 4 | 67652 | 20 | First Penn Pacific Life Ins Co | IN | 0 | 43 | 12,879 | 0 | 3.95 | 99.14 |
| 5 | 65838 | 904 | John Hancock Life Ins Co USA | MI | 125 | 3,073 | 980 | 68 | 0.30 | 99.44 |
| 6 | 65005 | 4 | RiverSource Life Ins Co | MN | 154 | 1,652 | 810 | 58 | 0.25 | 99.69 |
| 7 | 67091 | 860 | Northwestern Mut Life Ins Co | WI | 616 | 1,860 | 696 | 42 | 0.21 | 99.90 |
| 8 | 65935 | 435 | Massachusetts Mut Life Ins Co | MA | 70 | 587 | 174 | 0 | 0.05 | 99.95 |
| 9 | 87726 | 4932 | Brighthouse Life Ins Co | DE | 25 | 57 | 74 | 0 | 0.02 | 99.98 |
| 10 | 62553 | 50 | Country Life Ins Co | IL | 0 | 0 | 32 | 0 | 0.01 | 99.99 |
| | | | ** STATE TOTAL ** | | 1,244 | 9,510 | 326,001 | 377,212 | 100.00 | 100.00 |

CAUTION: The information contained on this page is unaudited and not a complete analysis nor is it an expression of opinion on any insurer. This page may contain inadvertent errors.

**2021 LONG-TERM CARE INSURANCE EXPERIENCE REPORTING FORM 5
ACCELERATION ONLY - MARKET SHARE - TOP TEN COMPANIES
BY ACTUAL EARNED PREMIUMS**

OKLAHOMA

| Rank | Company Code | Group Code | Company Name | State of Domicile | NBR of New Lives Insured | NBR of Lives In Force Year End | Earned Premiums | Incurred Claims | Market Share Percentage | Cummulative Market Share |
|------|--------------|------------|--------------------------------|-------------------|--------------------------|--------------------------------|-----------------|-----------------|-------------------------|--------------------------|
| 1 | 91596 | 826 | New York Life Ins & Ann Corp | DE | 0 | 16 | 48,859 | 32,633 | 72.95 | 72.95 |
| 2 | 65676 | 20 | Lincoln Natl Life Ins Co | IN | 0 | 19 | 16,763 | 4,871 | 25.03 | 97.98 |
| 3 | 67652 | 20 | First Penn Pacific Life Ins Co | IN | 0 | 1 | 668 | 0 | 1.00 | 98.97 |
| 4 | 70769 | 213 | Erie Family Life Ins Co | PA | 0 | 1 | 189 | 0 | 0.28 | 99.26 |
| 5 | 65838 | 904 | John Hancock Life Ins Co USA | MI | 24 | 764 | 138 | 59 | 0.21 | 99.46 |
| 6 | 65935 | 435 | Massachusetts Mut Life Ins Co | MA | 32 | 216 | 113 | 0 | 0.17 | 99.63 |
| 7 | 67091 | 860 | Northwestern Mut Life Ins Co | WI | 103 | 235 | 97 | 4 | 0.14 | 99.78 |
| 8 | 65005 | 4 | RiverSource Life Ins Co | MN | 30 | 170 | 63 | 0 | 0.09 | 99.87 |
| 9 | 87726 | 4932 | Brighthouse Life Ins Co | DE | 22 | 48 | 51 | 0 | 0.08 | 99.95 |
| 10 | 62553 | 50 | Country Life Ins Co | IL | 0 | 0 | 32 | 0 | 0.05 | 99.99 |
| | | | ** STATE TOTAL ** | | 263 | 1,860 | 66,977 | 37,567 | 100.00 | 100.00 |

CAUTION: The information contained on this page is unaudited and not a complete analysis nor is it an expression of opinion on any insurer. This page may contain inadvertent errors.

**2021 LONG-TERM CARE INSURANCE EXPERIENCE REPORTING FORM 5
ACCELERATION ONLY - MARKET SHARE - TOP TEN COMPANIES
BY ACTUAL EARNED PREMIUMS**

OREGON

| Rank | Company Code | Group Code | Company Name | State of Domicile | NBR of New Lives Insured | NBR of Lives In Force Year End | Earned Premiums | Incurred Claims | Market Share Percentage | Cummulative Market Share |
|------|--------------|------------|--------------------------------|-------------------|--------------------------|--------------------------------|-----------------|-----------------|-------------------------|--------------------------|
| 1 | 91596 | 826 | New York Life Ins & Ann Corp | DE | 17 | 64 | 51,710 | 0 | 51.45 | 51.45 |
| 2 | 65676 | 20 | Lincoln Natl Life Ins Co | IN | 0 | 35 | 45,645 | 33,830 | 45.42 | 96.87 |
| 3 | 67652 | 20 | First Penn Pacific Life Ins Co | IN | 0 | 5 | 2,224 | 19,125 | 2.21 | 99.08 |
| 4 | 67091 | 860 | Northwestern Mut Life Ins Co | WI | 266 | 734 | 257 | 13 | 0.26 | 99.33 |
| 5 | 65005 | 4 | RiverSource Life Ins Co | MN | 65 | 465 | 234 | 0 | 0.23 | 99.57 |
| 6 | 62553 | 50 | Country Life Ins Co | IL | 0 | 0 | 178 | 14 | 0.18 | 99.74 |
| 7 | 65935 | 435 | Massachusetts Mut Life Ins Co | MA | 50 | 238 | 142 | 0 | 0.14 | 99.89 |
| 8 | 65838 | 904 | John Hancock Life Ins Co USA | MI | 105 | 965 | 90 | 0 | 0.09 | 99.98 |
| 9 | 87726 | 4932 | Brighthouse Life Ins Co | DE | 10 | 13 | 14 | 0 | 0.01 | 99.99 |
| 10 | 86231 | 468 | Transamerica Life Ins Co | IA | 176 | 1,045 | 10 | 0 | 0.01 | 100.00 |
| | | | ** STATE TOTAL ** | | 689 | 3,606 | 100,505 | 52,982 | 100.00 | 100.00 |

CAUTION: The information contained on this page is unaudited and not a complete analysis nor is it an expression of opinion on any insurer. This page may contain inadvertent errors.

**2021 LONG-TERM CARE INSURANCE EXPERIENCE REPORTING FORM 5
ACCELERATION ONLY - MARKET SHARE - TOP TEN COMPANIES
BY ACTUAL EARNED PREMIUMS**

PENNSYLVANIA

| Rank | Company Code | Group Code | Company Name | State of Domicile | NBR of New Lives Insured | NBR of Lives In Force Year End | Earned Premiums | Incurred Claims | Market Share Percentage | Cummulative Market Share |
|------|--------------|------------|--------------------------------|-------------------|--------------------------|--------------------------------|-----------------|-----------------|-------------------------|--------------------------|
| 1 | 65676 | 20 | Lincoln Natl Life Ins Co | IN | 0 | 138 | 179,893 | 127,972 | 47.59 | 47.59 |
| 2 | 91596 | 826 | New York Life Ins & Ann Corp | DE | 3 | 196 | 133,988 | 51,313 | 35.45 | 83.04 |
| 3 | 67652 | 20 | First Penn Pacific Life Ins Co | IN | 0 | 67 | 31,945 | 71,478 | 8.45 | 91.49 |
| 4 | 70769 | 213 | Erie Family Life Ins Co | PA | 109 | 354 | 27,437 | 0 | 7.26 | 98.74 |
| 5 | 65838 | 904 | John Hancock Life Ins Co USA | MI | 201 | 4,857 | 1,712 | 220 | 0.45 | 99.20 |
| 6 | 67091 | 860 | Northwestern Mut Life Ins Co | WI | 1,197 | 3,822 | 1,381 | 78 | 0.37 | 99.56 |
| 7 | 65935 | 435 | Massachusetts Mut Life Ins Co | MA | 365 | 2,302 | 928 | 0 | 0.25 | 99.81 |
| 8 | 65005 | 4 | RiverSource Life Ins Co | MN | 201 | 1,795 | 489 | 0 | 0.13 | 99.94 |
| 9 | 87726 | 4932 | Brighthouse Life Ins Co | DE | 56 | 85 | 111 | 0 | 0.03 | 99.97 |
| 10 | 56030 | 0 | Catholic Financial Life | WI | 0 | 0 | 104 | 0 | 0.03 | 99.99 |
| | | | ** STATE TOTAL ** | | 2,391 | 16,773 | 378,007 | 251,061 | 100.00 | 100.00 |

CAUTION: The information contained on this page is unaudited and not a complete analysis nor is it an expression of opinion on any insurer. This page may contain inadvertent errors.

**2021 LONG-TERM CARE INSURANCE EXPERIENCE REPORTING FORM 5
ACCELERATION ONLY - MARKET SHARE - TOP TEN COMPANIES
BY ACTUAL EARNED PREMIUMS**

RHODE ISLAND

| Rank | Company Code | Group Code | Company Name | State of Domicile | NBR of New Lives Insured | NBR of Lives In Force Year End | Earned Premiums | Incurred Claims | Market Share Percentage | Cummulative Market Share |
|------|--------------|------------|---------------------------------|-------------------|--------------------------|--------------------------------|-----------------|-----------------|-------------------------|--------------------------|
| 1 | 65676 | 20 | Lincoln Natl Life Ins Co | IN | 0 | 12 | 23,139 | 0 | 67.25 | 67.25 |
| 2 | 91596 | 826 | New York Life Ins & Ann Corp | DE | 0 | 10 | 10,834 | 0 | 31.49 | 98.74 |
| 3 | 65838 | 904 | John Hancock Life Ins Co USA | MI | 15 | 426 | 265 | 251 | 0.77 | 99.51 |
| 4 | 65935 | 435 | Massachusetts Mut Life Ins Co | MA | 35 | 192 | 80 | 0 | 0.23 | 99.74 |
| 5 | 67091 | 860 | Northwestern Mut Life Ins Co | WI | 36 | 104 | 49 | 2 | 0.14 | 99.89 |
| 6 | 65005 | 4 | RiverSource Life Ins Co | MN | 13 | 127 | 35 | 0 | 0.10 | 99.99 |
| 7 | 87726 | 4932 | BrightHouse Life Ins Co | DE | 2 | 3 | 4 | 0 | 0.01 | 100.00 |
| 8 | 62049 | 565 | Colonial Life & Accident Ins Co | SC | 0 | 4 | 0 | 0 | 0.00 | 100.00 |
| 8 | 63312 | 435 | Great Amer Life Ins Co | OH | 0 | 4 | 0 | 0 | 0.00 | 100.00 |
| 8 | 86231 | 468 | Transamerica Life Ins Co | IA | 21 | 172 | 0 | 60 | 0.00 | 100.00 |
| 8 | 90611 | 761 | Allianz Life Ins Co Of N Amer | MN | 0 | 1 | 0 | 0 | 0.00 | 100.00 |
| | | | ** STATE TOTAL ** | | 122 | 1,055 | 34,406 | 313 | 100.00 | 100.00 |

CAUTION: The information contained on this page is unaudited and not a complete analysis nor is it an expression of opinion on any insurer. This page may contain inadvertent errors.

**2021 LONG-TERM CARE INSURANCE EXPERIENCE REPORTING FORM 5
ACCELERATION ONLY - MARKET SHARE - TOP TEN COMPANIES
BY ACTUAL EARNED PREMIUMS**

SOUTH CAROLINA

| Rank | Company Code | Group Code | Company Name | State of Domicile | NBR of New Lives Insured | NBR of Lives In Force Year End | Earned Premiums | Incurred Claims | Market Share Percentage | Cummulative Market Share |
|------|--------------|------------|---------------------------------|-------------------|--------------------------|--------------------------------|-----------------|-----------------|-------------------------|--------------------------|
| 1 | 91596 | 826 | New York Life Ins & Ann Corp | DE | 0 | 33 | 105,369 | 98,582 | 70.36 | 70.36 |
| 2 | 65676 | 20 | Lincoln Natl Life Ins Co | IN | 0 | 29 | 37,750 | 0 | 25.21 | 95.56 |
| 3 | 67652 | 20 | First Penn Pacific Life Ins Co | IN | 0 | 14 | 5,504 | 0 | 3.68 | 99.24 |
| 4 | 67091 | 860 | Northwestern Mut Life Ins Co | WI | 260 | 908 | 377 | 20 | 0.25 | 99.49 |
| 5 | 65838 | 904 | John Hancock Life Ins Co USA | MI | 78 | 1,211 | 264 | 205 | 0.18 | 99.66 |
| 6 | 65935 | 435 | Massachusetts Mut Life Ins Co | MA | 69 | 403 | 214 | 0 | 0.14 | 99.81 |
| 7 | 65005 | 4 | RiverSource Life Ins Co | MN | 48 | 377 | 96 | 0 | 0.06 | 99.87 |
| 8 | 87726 | 4932 | Brighthouse Life Ins Co | DE | 27 | 59 | 80 | 0 | 0.05 | 99.92 |
| 9 | 62049 | 565 | Colonial Life & Accident Ins Co | SC | 0 | 719 | 53 | 0 | 0.04 | 99.96 |
| 10 | 70769 | 213 | Erie Family Life Ins Co | PA | 2 | 3 | 51 | 0 | 0.03 | 99.99 |
| | | | ** STATE TOTAL ** | | 565 | 4,754 | 149,767 | 98,807 | 100.00 | 100.00 |

CAUTION: The information contained on this page is unaudited and not a complete analysis nor is it an expression of opinion on any insurer. This page may contain inadvertent errors.

**2021 LONG-TERM CARE INSURANCE EXPERIENCE REPORTING FORM 5
ACCELERATION ONLY - MARKET SHARE - TOP TEN COMPANIES
BY ACTUAL EARNED PREMIUMS**

SOUTH DAKOTA

| Rank | Company Code | Group Code | Company Name | State of Domicile | NBR of New Lives Insured | NBR of Lives In Force Year End | Earned Premiums | Incurred Claims | Market Share Percentage | Cummulative Market Share |
|------|--------------|------------|---------------------------------|-------------------|--------------------------|--------------------------------|-----------------|-----------------|-------------------------|--------------------------|
| 1 | 91596 | 826 | New York Life Ins & Ann Corp | DE | 0 | 34 | 9,028 | 74,224 | 55.47 | 55.47 |
| 2 | 65676 | 20 | Lincoln Natl Life Ins Co | IN | 0 | 8 | 6,886 | 0 | 42.31 | 97.78 |
| 3 | 65838 | 904 | John Hancock Life Ins Co USA | MI | 32 | 278 | 97 | 0 | 0.60 | 98.37 |
| 4 | 67091 | 860 | Northwestern Mut Life Ins Co | WI | 144 | 344 | 93 | 5 | 0.57 | 98.94 |
| 5 | 65005 | 4 | RiverSource Life Ins Co | MN | 17 | 187 | 61 | 0 | 0.37 | 99.32 |
| 6 | 65935 | 435 | Massachusetts Mut Life Ins Co | MA | 17 | 51 | 53 | 0 | 0.33 | 99.64 |
| 7 | 67652 | 20 | First Penn Pacific Life Ins Co | IN | 0 | 2 | 35 | 0 | 0.22 | 99.86 |
| 8 | 87726 | 4932 | Brighthouse Life Ins Co | DE | 9 | 15 | 21 | 0 | 0.13 | 99.99 |
| 9 | 62049 | 565 | Colonial Life & Accident Ins Co | SC | 0 | 8 | 1 | 0 | 0.01 | 99.99 |
| 9 | 86231 | 468 | Transamerica Life Ins Co | IA | 18 | 66 | 1 | 0 | 0.01 | 100.00 |
| | | | ** STATE TOTAL ** | | 237 | 998 | 16,276 | 74,229 | 100.00 | 100.00 |

CAUTION: The information contained on this page is unaudited and not a complete analysis nor is it an expression of opinion on any insurer. This page may contain inadvertent errors.

**2021 LONG-TERM CARE INSURANCE EXPERIENCE REPORTING FORM 5
ACCELERATION ONLY - MARKET SHARE - TOP TEN COMPANIES
BY ACTUAL EARNED PREMIUMS**

TENNESSEE

| Rank | Company Code | Group Code | Company Name | State of Domicile | NBR of New Lives Insured | NBR of Lives In Force Year End | Earned Premiums | Incurred Claims | Market Share Percentage | Cummulative Market Share |
|------|--------------|------------|--------------------------------|-------------------|--------------------------|--------------------------------|-----------------|-----------------|-------------------------|--------------------------|
| 1 | 91596 | 826 | New York Life Ins & Ann Corp | DE | 0 | 32 | 45,545 | 0 | 51.50 | 51.50 |
| 2 | 65676 | 20 | Lincoln Natl Life Ins Co | IN | 0 | 38 | 35,032 | 9,000 | 39.61 | 91.11 |
| 3 | 70769 | 213 | Erie Family Life Ins Co | PA | 18 | 70 | 4,368 | 0 | 4.94 | 96.05 |
| 4 | 67652 | 20 | First Penn Pacific Life Ins Co | IN | 0 | 4 | 1,801 | 27,790 | 2.04 | 98.08 |
| 5 | 67091 | 860 | Northwestern Mut Life Ins Co | WI | 370 | 1,259 | 519 | 30 | 0.59 | 98.67 |
| 6 | 65935 | 435 | Massachusetts Mut Life Ins Co | MA | 101 | 577 | 511 | 0 | 0.58 | 99.25 |
| 7 | 65005 | 4 | RiverSource Life Ins Co | MN | 56 | 523 | 259 | 62 | 0.29 | 99.54 |
| 8 | 65838 | 904 | John Hancock Life Ins Co USA | MI | 67 | 1,118 | 254 | 182 | 0.29 | 99.83 |
| 9 | 87726 | 4932 | Brighthouse Life Ins Co | DE | 45 | 102 | 120 | 0 | 0.14 | 99.96 |
| 10 | 86231 | 468 | Transamerica Life Ins Co | IA | 198 | 7,631 | 15 | 45 | 0.02 | 99.98 |
| | | | ** STATE TOTAL ** | | 860 | 11,608 | 88,441 | 37,109 | 100.00 | 100.00 |

CAUTION: The information contained on this page is unaudited and not a complete analysis nor is it an expression of opinion on any insurer. This page may contain inadvertent errors.

**2021 LONG-TERM CARE INSURANCE EXPERIENCE REPORTING FORM 5
ACCELERATION ONLY - MARKET SHARE - TOP TEN COMPANIES
BY ACTUAL EARNED PREMIUMS**

TEXAS

| Rank | Company Code | Group Code | Company Name | State of Domicile | NBR of New Lives Insured | NBR of Lives In Force Year End | Earned Premiums | Incurred Claims | Market Share Percentage | Cummulative Market Share |
|------|--------------|------------|---------------------------------|-------------------|--------------------------|--------------------------------|-----------------|-----------------|-------------------------|--------------------------|
| 1 | 91596 | 826 | New York Life Ins & Ann Corp | DE | 7 | 644 | 327,790 | 167,807 | 51.21 | 51.21 |
| 2 | 65676 | 20 | Lincoln Natl Life Ins Co | IN | 0 | 155 | 240,378 | 107,330 | 37.56 | 88.77 |
| 3 | 67652 | 20 | First Penn Pacific Life Ins Co | IN | 0 | 167 | 68,319 | 186,155 | 10.67 | 99.44 |
| 4 | 67091 | 860 | Northwestern Mut Life Ins Co | WI | 1,049 | 3,093 | 1,276 | 68 | 0.20 | 99.64 |
| 5 | 65935 | 435 | Massachusetts Mut Life Ins Co | MA | 285 | 2,123 | 893 | 0 | 0.14 | 99.78 |
| 6 | 65005 | 4 | RiverSource Life Ins Co | MN | 371 | 2,983 | 675 | 644 | 0.11 | 99.89 |
| 7 | 87726 | 4932 | BrightHouse Life Ins Co | DE | 158 | 250 | 337 | 0 | 0.05 | 99.94 |
| 8 | 65838 | 904 | John Hancock Life Ins Co USA | MI | 255 | 3,717 | 191 | 344 | 0.03 | 99.97 |
| 9 | 86231 | 468 | Transamerica Life Ins Co | IA | 2,132 | 19,573 | 177 | 0 | 0.03 | 100.00 |
| 10 | 62049 | 565 | Colonial Life & Accident Ins Co | SC | 0 | 157 | 15 | 0 | 0.00 | 100.00 |
| | | | ** STATE TOTAL ** | | 4,257 | 32,982 | 640,051 | 462,348 | 100.00 | 100.00 |

CAUTION: The information contained on this page is unaudited and not a complete analysis nor is it an expression of opinion on any insurer. This page may contain inadvertent errors.

**2021 LONG-TERM CARE INSURANCE EXPERIENCE REPORTING FORM 5
ACCELERATION ONLY - MARKET SHARE - TOP TEN COMPANIES
BY ACTUAL EARNED PREMIUMS**

UTAH

| Rank | Company Code | Group Code | Company Name | State of Domicile | NBR of New Lives Insured | NBR of Lives In Force Year End | Earned Premiums | Incurred Claims | Market Share Percentage | Cummulative Market Share |
|------|--------------|------------|---------------------------------|-------------------|--------------------------|--------------------------------|-----------------|-----------------|-------------------------|--------------------------|
| 1 | 65676 | 20 | Lincoln Natl Life Ins Co | IN | 0 | 22 | 26,623 | 0 | 60.48 | 60.48 |
| 2 | 91596 | 826 | New York Life Ins & Ann Corp | DE | 0 | 30 | 14,784 | 0 | 33.58 | 94.06 |
| 3 | 67652 | 20 | First Penn Pacific Life Ins Co | IN | 0 | 5 | 2,133 | 0 | 4.85 | 98.91 |
| 4 | 67091 | 860 | Northwestern Mut Life Ins Co | WI | 131 | 496 | 224 | 14 | 0.51 | 99.42 |
| 5 | 65005 | 4 | RiverSource Life Ins Co | MN | 40 | 382 | 111 | 0 | 0.25 | 99.67 |
| 6 | 65838 | 904 | John Hancock Life Ins Co USA | MI | 17 | 253 | 92 | 69 | 0.21 | 99.88 |
| 7 | 65935 | 435 | Massachusetts Mut Life Ins Co | MA | 12 | 143 | 37 | 0 | 0.08 | 99.96 |
| 8 | 87726 | 4932 | Brighthouse Life Ins Co | DE | 5 | 8 | 9 | 0 | 0.02 | 99.98 |
| 9 | 86231 | 468 | Transamerica Life Ins Co | IA | 55 | 443 | 6 | 0 | 0.01 | 100.00 |
| 10 | 62049 | 565 | Colonial Life & Accident Ins Co | SC | 0 | 13 | 1 | 0 | 0.00 | 100.00 |
| | | | ** STATE TOTAL ** | | 260 | 1,806 | 44,020 | 83 | 100.00 | 100.00 |

CAUTION: The information contained on this page is unaudited and not a complete analysis nor is it an expression of opinion on any insurer. This page may contain inadvertent errors.

**2021 LONG-TERM CARE INSURANCE EXPERIENCE REPORTING FORM 5
ACCELERATION ONLY - MARKET SHARE - TOP TEN COMPANIES
BY ACTUAL EARNED PREMIUMS**

VERMONT

| Rank | Company Code | Group Code | Company Name | State of Domicile | NBR of New Lives Insured | NBR of Lives In Force Year End | Earned Premiums | Incurred Claims | Market Share Percentage | Cummulative Market Share |
|------|--------------|------------|-------------------------------|-------------------|--------------------------|--------------------------------|-----------------|-----------------|-------------------------|--------------------------|
| 1 | 65676 | 20 | Lincoln Natl Life Ins Co | IN | 0 | 4 | 8,999 | 0 | 89.45 | 89.45 |
| 2 | 91596 | 826 | New York Life Ins & Ann Corp | DE | 0 | 20 | 868 | 0 | 8.63 | 98.08 |
| 3 | 65935 | 435 | Massachusetts Mut Life Ins Co | MA | 33 | 136 | 76 | 0 | 0.76 | 98.84 |
| 4 | 65005 | 4 | RiverSource Life Ins Co | MN | 16 | 115 | 53 | 0 | 0.53 | 99.36 |
| 5 | 67091 | 860 | Northwestern Mut Life Ins Co | WI | 15 | 75 | 34 | 1 | 0.34 | 99.70 |
| 6 | 66680 | 634 | National Life Ins Co | VT | 0 | 40 | 13 | 24 | 0.13 | 99.83 |
| 7 | 65838 | 904 | John Hancock Life Ins Co USA | MI | 11 | 183 | 8 | 0 | 0.08 | 99.91 |
| 7 | 87726 | 4932 | Brighthouse Life Ins Co | DE | 2 | 4 | 8 | 0 | 0.08 | 99.99 |
| 9 | 86231 | 468 | Transamerica Life Ins Co | IA | 5 | 20 | 1 | 0 | 0.01 | 100.00 |
| 10 | 63312 | 435 | Great Amer Life Ins Co | OH | 0 | 14 | 0 | 0 | 0.00 | 100.00 |
| 10 | 90611 | 761 | Allianz Life Ins Co Of N Amer | MN | 0 | 1 | 0 | 0 | 0.00 | 100.00 |
| | | | ** STATE TOTAL ** | | 82 | 612 | 10,060 | 25 | 100.00 | 100.00 |

CAUTION: The information contained on this page is unaudited and not a complete analysis nor is it an expression of opinion on any insurer. This page may contain inadvertent errors.

**2021 LONG-TERM CARE INSURANCE EXPERIENCE REPORTING FORM 5
ACCELERATION ONLY - MARKET SHARE - TOP TEN COMPANIES
BY ACTUAL EARNED PREMIUMS**

VIRGINIA

| Rank | Company Code | Group Code | Company Name | State of Domicile | NBR of New Lives Insured | NBR of Lives In Force Year End | Earned Premiums | Incurred Claims | Market Share Percentage | Cummulative Market Share |
|------|--------------|------------|--------------------------------|-------------------|--------------------------|--------------------------------|-----------------|-----------------|-------------------------|--------------------------|
| 1 | 65676 | 20 | Lincoln Natl Life Ins Co | IN | 0 | 134 | 275,701 | 8,945 | 61.80 | 61.80 |
| 2 | 91596 | 826 | New York Life Ins & Ann Corp | DE | 2 | 75 | 151,365 | 130,464 | 33.93 | 95.72 |
| 3 | 70769 | 213 | Erie Family Life Ins Co | PA | 43 | 140 | 13,016 | 1 | 2.92 | 98.64 |
| 4 | 67652 | 20 | First Penn Pacific Life Ins Co | IN | 0 | 11 | 3,281 | 0 | 0.74 | 99.38 |
| 5 | 67091 | 860 | Northwestern Mut Life Ins Co | WI | 778 | 2,133 | 892 | 176 | 0.20 | 99.58 |
| 6 | 65838 | 904 | John Hancock Life Ins Co USA | MI | 167 | 2,501 | 763 | 0 | 0.17 | 99.75 |
| 7 | 65935 | 435 | Massachusetts Mut Life Ins Co | MA | 286 | 1,538 | 738 | 15 | 0.17 | 99.91 |
| 8 | 65005 | 4 | RiverSource Life Ins Co | MN | 90 | 978 | 191 | 0 | 0.04 | 99.96 |
| 9 | 87726 | 4932 | Brighthouse Life Ins Co | DE | 74 | 119 | 144 | 0 | 0.03 | 99.99 |
| 10 | 86231 | 468 | Transamerica Life Ins Co | IA | 617 | 5,058 | 42 | 0 | 0.01 | 100.00 |
| | | | ** STATE TOTAL ** | | 2,057 | 12,879 | 446,139 | 139,601 | 100.00 | 100.00 |

CAUTION: The information contained on this page is unaudited and not a complete analysis nor is it an expression of opinion on any insurer. This page may contain inadvertent errors.

**2021 LONG-TERM CARE INSURANCE EXPERIENCE REPORTING FORM 5
ACCELERATION ONLY - MARKET SHARE - TOP TEN COMPANIES
BY ACTUAL EARNED PREMIUMS**

WASHINGTON

| Rank | Company Code | Group Code | Company Name | State of Domicile | NBR of New Lives Insured | NBR of Lives In Force Year End | Earned Premiums | Incurred Claims | Market Share Percentage | Cummulative Market Share |
|------|--------------|------------|--------------------------------|-------------------|--------------------------|--------------------------------|-----------------|-----------------|-------------------------|--------------------------|
| 1 | 91596 | 826 | New York Life Ins & Ann Corp | DE | 1,361 | 1,423 | 1,757,683 | 73,445 | 94.02 | 94.02 |
| 2 | 65676 | 20 | Lincoln Natl Life Ins Co | IN | 0 | 62 | 104,462 | 119,264 | 5.59 | 99.61 |
| 3 | 67652 | 20 | First Penn Pacific Life Ins Co | IN | 0 | 12 | 3,093 | 36,295 | 0.17 | 99.77 |
| 4 | 67091 | 860 | Northwestern Mut Life Ins Co | WI | 8,132 | 9,112 | 2,084 | 72 | 0.11 | 99.88 |
| 5 | 65935 | 435 | Massachusetts Mut Life Ins Co | MA | 1,741 | 2,336 | 1,417 | 0 | 0.08 | 99.96 |
| 6 | 65005 | 4 | RiverSource Life Ins Co | MN | 1,749 | 2,594 | 263 | 168 | 0.01 | 99.97 |
| 7 | 87726 | 4932 | BrightHouse Life Ins Co | DE | 197 | 219 | 202 | 0 | 0.01 | 99.98 |
| 8 | 65838 | 904 | John Hancock Life Ins Co USA | MI | 3,048 | 4,385 | 146 | 70 | 0.01 | 99.99 |
| 9 | 62553 | 50 | Country Life Ins Co | IL | 0 | 0 | 93 | 0 | 0.00 | 100.00 |
| 10 | 86231 | 468 | Transamerica Life Ins Co | IA | 1,285 | 3,782 | 63 | 0 | 0.00 | 100.00 |
| | | | ** STATE TOTAL ** | | 17,514 | 24,010 | 1,869,508 | 229,314 | 100.00 | 100.00 |

CAUTION: The information contained on this page is unaudited and not a complete analysis nor is it an expression of opinion on any insurer. This page may contain inadvertent errors.

**2021 LONG-TERM CARE INSURANCE EXPERIENCE REPORTING FORM 5
ACCELERATION ONLY - MARKET SHARE - TOP TEN COMPANIES
BY ACTUAL EARNED PREMIUMS**

WEST VIRGINIA

| Rank | Company Code | Group Code | Company Name | State of Domicile | NBR of New Lives Insured | NBR of Lives In Force Year End | Earned Premiums | Incurred Claims | Market Share Percentage | Cummulative Market Share |
|------|--------------|------------|---------------------------------|-------------------|--------------------------|--------------------------------|-----------------|-----------------|-------------------------|--------------------------|
| 1 | 91596 | 826 | New York Life Ins & Ann Corp | DE | 0 | 18 | 19,423 | 22,502 | 82.36 | 82.36 |
| 2 | 70769 | 213 | Erie Family Life Ins Co | PA | 18 | 73 | 3,919 | 0 | 16.62 | 98.98 |
| 3 | 67091 | 860 | Northwestern Mut Life Ins Co | WI | 80 | 215 | 76 | 4 | 0.32 | 99.30 |
| 4 | 65676 | 20 | Lincoln Natl Life Ins Co | IN | 0 | 1 | 74 | 0 | 0.31 | 99.61 |
| 5 | 65838 | 904 | John Hancock Life Ins Co USA | MI | 18 | 301 | 43 | 0 | 0.18 | 99.80 |
| 6 | 65005 | 4 | RiverSource Life Ins Co | MN | 10 | 59 | 22 | 0 | 0.09 | 99.89 |
| 7 | 87726 | 4932 | BrightHouse Life Ins Co | DE | 6 | 9 | 14 | 0 | 0.06 | 99.95 |
| 8 | 65935 | 435 | Massachusetts Mut Life Ins Co | MA | 3 | 97 | 10 | 0 | 0.04 | 99.99 |
| 9 | 62049 | 565 | Colonial Life & Accident Ins Co | SC | 0 | 21 | 1 | 0 | 0.00 | 100.00 |
| 9 | 86231 | 468 | Transamerica Life Ins Co | IA | 17 | 76 | 1 | 0 | 0.00 | 100.00 |
| | | | ** STATE TOTAL ** | | 152 | 873 | 23,583 | 22,506 | 100.00 | 100.00 |

CAUTION: The information contained on this page is unaudited and not a complete analysis nor is it an expression of opinion on any insurer. This page may contain inadvertent errors.

**2021 LONG-TERM CARE INSURANCE EXPERIENCE REPORTING FORM 5
ACCELERATION ONLY - MARKET SHARE - TOP TEN COMPANIES
BY ACTUAL EARNED PREMIUMS**

WISCONSIN

| Rank | Company Code | Group Code | Company Name | State of Domicile | NBR of New Lives Insured | NBR of Lives In Force Year End | Earned Premiums | Incurred Claims | Market Share Percentage | Cummulative Market Share |
|------|--------------|------------|--------------------------------|-------------------|--------------------------|--------------------------------|-----------------|-----------------|-------------------------|--------------------------|
| 1 | 65676 | 20 | Lincoln Natl Life Ins Co | IN | 0 | 91 | 98,503 | 139,395 | 60.65 | 60.65 |
| 2 | 91596 | 826 | New York Life Ins & Ann Corp | DE | 2 | 52 | 43,940 | 70,584 | 27.05 | 87.70 |
| 3 | 67652 | 20 | First Penn Pacific Life Ins Co | IN | 0 | 45 | 8,942 | 2,505 | 5.51 | 93.21 |
| 4 | 56030 | 0 | Catholic Financial Life | WI | 0 | 0 | 6,798 | 3,433 | 4.19 | 97.40 |
| 5 | 70769 | 213 | Erie Family Life Ins Co | PA | 15 | 36 | 1,862 | 0 | 1.15 | 98.54 |
| 6 | 67091 | 860 | Northwestern Mut Life Ins Co | WI | 1,333 | 4,568 | 1,380 | 84 | 0.85 | 99.39 |
| 7 | 65838 | 904 | John Hancock Life Ins Co USA | MI | 131 | 3,158 | 412 | 358 | 0.25 | 99.65 |
| 8 | 65935 | 435 | Massachusetts Mut Life Ins Co | MA | 86 | 599 | 229 | 0 | 0.14 | 99.79 |
| 9 | 65005 | 4 | RiverSource Life Ins Co | MN | 108 | 921 | 212 | 102 | 0.13 | 99.92 |
| 10 | 62553 | 50 | Country Life Ins Co | IL | 0 | 0 | 66 | 0 | 0.04 | 99.96 |
| | | | ** STATE TOTAL ** | | 1,791 | 10,399 | 162,412 | 216,461 | 100.00 | 100.00 |

CAUTION: The information contained on this page is unaudited and not a complete analysis nor is it an expression of opinion on any insurer. This page may contain inadvertent errors.

**2021 LONG-TERM CARE INSURANCE EXPERIENCE REPORTING FORM 5
ACCELERATION ONLY - MARKET SHARE - TOP TEN COMPANIES
BY ACTUAL EARNED PREMIUMS**

WYOMING

| Rank | Company Code | Group Code | Company Name | State of Domicile | NBR of New Lives Insured | NBR of Lives In Force Year End | Earned Premiums | Incurred Claims | Market Share Percentage | Cummulative Market Share |
|------|--------------|------------|---------------------------------|-------------------|--------------------------|--------------------------------|-----------------|-----------------|-------------------------|--------------------------|
| 1 | 91596 | 826 | New York Life Ins & Ann Corp | DE | 0 | 27 | 14,914 | 0 | 58.18 | 58.18 |
| 2 | 65676 | 20 | Lincoln Natl Life Ins Co | IN | 0 | 7 | 9,305 | 0 | 36.30 | 94.48 |
| 3 | 67652 | 20 | First Penn Pacific Life Ins Co | IN | 0 | 7 | 1,325 | 34,857 | 5.17 | 99.65 |
| 4 | 67091 | 860 | Northwestern Mut Life Ins Co | WI | 54 | 113 | 45 | 2 | 0.18 | 99.82 |
| 5 | 65005 | 4 | RiverSource Life Ins Co | MN | 7 | 123 | 36 | 0 | 0.14 | 99.96 |
| 6 | 65838 | 904 | John Hancock Life Ins Co USA | MI | 6 | 160 | 7 | 8 | 0.03 | 99.99 |
| 7 | 87726 | 4932 | BrightHouse Life Ins Co | DE | 0 | 2 | 2 | 0 | 0.01 | 100.00 |
| 8 | 62049 | 565 | Colonial Life & Accident Ins Co | SC | 0 | 4 | 0 | 0 | 0.00 | 100.00 |
| 8 | 90611 | 761 | Allianz Life Ins Co Of N Amer | MN | 0 | 2 | 0 | 0 | 0.00 | 100.00 |
| 8 | 65935 | 435 | Massachusetts Mut Life Ins Co | MA | 0 | 7 | 0 | 0 | 0.00 | 100.00 |
| 8 | 86231 | 468 | Transamerica Life Ins Co | IA | 1 | 24 | 0 | 0 | 0.00 | 100.00 |
| | | | ** STATE TOTAL ** | | 68 | 476 | 25,634 | 34,867 | 100.00 | 100.00 |

CAUTION: The information contained on this page is unaudited and not a complete analysis nor is it an expression of opinion on any insurer. This page may contain inadvertent errors.

**2021 LONG-TERM CARE INSURANCE EXPERIENCE REPORTING FORM 5
ACCELERATION ONLY - MARKET SHARE - TOP TEN COMPANIES
BY ACTUAL EARNED PREMIUMS**

GUAM

| Rank | Company Code | Group Code | Company Name | State of Domicile | NBR of New Lives Insured | NBR of Lives In Force Year End | Earned Premiums | Incurred Claims | Market Share Percentage | Cummulative Market Share |
|------|--------------|------------|------------------------------|-------------------|--------------------------|--------------------------------|-----------------|-----------------|-------------------------|--------------------------|
| 1 | 65838 | 904 | John Hancock Life Ins Co USA | MI | 1 | 11 | 0 | 0 | | |
| | | | ** STATE TOTAL ** | | 1 | 11 | 0 | 0 | | 100.00 |

CAUTION: The information contained on this page is unaudited and not a complete analysis nor is it an expression of opinion on any insurer. This page may contain inadvertent errors.

**2021 LONG-TERM CARE INSURANCE EXPERIENCE REPORTING FORM 5
ACCELERATION ONLY - MARKET SHARE - TOP TEN COMPANIES
BY ACTUAL EARNED PREMIUMS**

PUERTO RICO

| Rank | Company Code | Group Code | Company Name | State of Domicile | NBR of New Lives Insured | NBR of Lives In Force Year End | Earned Premiums | Incurred Claims | Market Share Percentage | Cummulative Market Share |
|------|--------------|------------|-------------------------------|-------------------|--------------------------|--------------------------------|-----------------|-----------------|-------------------------|--------------------------|
| 1 | 65935 | 435 | Massachusetts Mut Life Ins Co | MA | 110 | 378 | 361 | 0 | 70.78 | 70.78 |
| 2 | 65838 | 904 | John Hancock Life Ins Co USA | MI | 0 | 30 | 149 | 0 | 29.22 | 100.00 |
| | | | ** STATE TOTAL ** | | 110 | 408 | 510 | 0 | 100.00 | 100.00 |

CAUTION: The information contained on this page is unaudited and not a complete analysis nor is it an expression of opinion on any insurer. This page may contain inadvertent errors.

2021 Long-Term Care Insurance Experience Reporting - Form 5
by State and U.S. Territory Totals
Insurance Experience by Line of Business

| Row Description | State | Earned Premium | Incurred Claims | Number of New Lives Insured | Number of Lives in Force Year End |
|---|-------|----------------|-----------------|-----------------------------|-----------------------------------|
| Alabama | | | | | |
| Stand-Alone LTC | | | | | |
| 1. Current | | 147,253 | 260,024 | 622 | 68,988 |
| 2. Total Inception-to-Date | | 3,084,183 | 2,463,532 | 153,610 | |
| LTC Hybrid Policies and Riders | | | | | |
| 3. Current (Acceleration Only) | | 63,964 | 9,298 | 369 | 2,354 |
| 4. Total Inception-to-Date (Acceleration Only) | | 522,905 | 431,010 | 3,001 | |
| 5. Current (Extended Benefits Policies) | | 4,244,848 | 641,466 | 611 | 4,749 |
| 6. Total Inception-to-Date (Extended Benefits Policies) | | 27,567,808 | 4,904,959 | 11,031 | |
| Alaska | | | | | |
| Stand-Alone LTC | | | | | |
| 1. Current | | 16,835 | 10,050 | 43 | 7,636 |
| 2. Total Inception-to-Date | | 275,683 | 89,822 | 14,616 | |
| LTC Hybrid Policies and Riders | | | | | |
| 3. Current (Acceleration Only) | | 21,991 | 111,329 | 60 | 394 |
| 4. Total Inception-to-Date (Acceleration Only) | | 186,403 | 214,989 | 598 | |
| 5. Current (Extended Benefits Policies) | | 2,047,528 | 0 | 46 | 703 |
| 6. Total Inception-to-Date (Extended Benefits Policies) | | 9,493,535 | 277,901 | 796 | |

CAUTION: The information contained on this page is unaudited and not a complete analysis nor is it an expression of opinion on any insurer. This page may contain inadvertent errors.

2021 Long-Term Care Insurance Experience Reporting - Form 5
by State and U.S. Territory Totals
Insurance Experience by Line of Business

| Row Description | State | Earned Premium | Incurred Claims | Number of New Lives Insured | Number of Lives in Force Year End |
|---|-------|-------------------|--------------------|--------------------------------|--------------------------------------|
| American Samoa | | | | | |
| Stand-Alone LTC | | | | | |
| 1. Current | | 0 | 0 | 0 | 0 |
| 2. Total Inception-to-Date | | 0 | 0 | 0 | |
| LTC Hybrid Policies and Riders | | | | | |
| 3. Current (Acceleration Only) | | 0 | 0 | 0 | 0 |
| 4. Total Inception-to-Date (Acceleration Only) | | 0 | 0 | 0 | |
| 5. Current (Extended Benefits Policies) | | 0 | 0 | 0 | 0 |
| 6. Total Inception-to-Date (Extended Benefits Policies) | | 0 | 0 | 0 | |
| Arizona | | | | | |
| Stand-Alone LTC | | | | | |
| 1. Current | | 162,337 | 185,902 | 1,756 | 92,744 |
| 2. Total Inception-to-Date | | 3,604,378 | 2,237,022 | 229,669 | |
| LTC Hybrid Policies and Riders | | | | | |
| 3. Current (Acceleration Only) | | 102,007 | 32,899 | 669 | 5,860 |
| 4. Total Inception-to-Date (Acceleration Only) | | 691,731 | 380,299 | 5,984 | |
| 5. Current (Extended Benefits Policies) | | 10,967,671 | 720,852 | 304 | 5,416 |
| 6. Total Inception-to-Date (Extended Benefits Policies) | | 60,140,053 | 8,306,688 | 7,040 | |

CAUTION: The information contained on this page is unaudited and not a complete analysis nor is it an expression of opinion on any insurer.
This page may contain inadvertent errors.

2021 Long-Term Care Insurance Experience Reporting - Form 5
by State and U.S. Territory Totals
Insurance Experience by Line of Business

| Row Description | State | Earned Premium | Incurred Claims | Number of New Lives Insured | Number of Lives in Force Year End |
|---|-------|----------------|-----------------|-----------------------------|-----------------------------------|
| Arkansas | | | | | |
| Stand-Alone LTC | | | | | |
| 1. Current | | 62,688 | 77,463 | 385 | 35,233 |
| 2. Total Inception-to-Date | | 1,340,272 | 933,695 | 83,072 | |
| LTC Hybrid Policies and Riders | | | | | |
| 3. Current (Acceleration Only) | | 40,955 | 82,247 | 210 | 3,338 |
| 4. Total Inception-to-Date (Acceleration Only) | | 231,616 | 265,346 | 1,237 | |
| 5. Current (Extended Benefits Policies) | | 1,808,129 | 75,771 | 167 | 1,744 |
| 6. Total Inception-to-Date (Extended Benefits Policies) | | 11,738,436 | 2,079,087 | 4,056 | |
| California | | | | | |
| Stand-Alone LTC | | | | | |
| 1. Current | | 1,055,729 | 1,335,694 | 15,521 | 605,488 |
| 2. Total Inception-to-Date | | 20,793,460 | 13,138,792 | 1,378,070 | |
| LTC Hybrid Policies and Riders | | | | | |
| 3. Current (Acceleration Only) | | 1,486,060 | 946,837 | 10,722 | 110,333 |
| 4. Total Inception-to-Date (Acceleration Only) | | 7,235,731 | 8,329,355 | 137,120 | |
| 5. Current (Extended Benefits Policies) | | 69,297,140 | 9,387,091 | 1,188 | 35,142 |
| 6. Total Inception-to-Date (Extended Benefits Policies) | | 436,466,833 | 98,180,854 | 41,403 | |

CAUTION: The information contained on this page is unaudited and not a complete analysis nor is it an expression of opinion on any insurer. This page may contain inadvertent errors.

2021 Long-Term Care Insurance Experience Reporting - Form 5
by State and U.S. Territory Totals
Insurance Experience by Line of Business

| Row Description | State | Earned Premium | Incurred Claims | Number of New Lives Insured | Number of Lives in Force Year End |
|---|-------|----------------|-----------------|-----------------------------|-----------------------------------|
| Colorado | | | | | |
| Stand-Alone LTC | | | | | |
| 1. Current | | 239,066 | 231,670 | 1,486 | 126,183 |
| 2. Total Inception-to-Date | | 4,549,706 | 2,325,734 | 252,505 | |
| LTC Hybrid Policies and Riders | | | | | |
| 3. Current (Acceleration Only) | | 198,321 | 117,570 | 1,283 | 8,431 |
| 4. Total Inception-to-Date (Acceleration Only) | | 957,612 | 736,287 | 8,612 | |
| 5. Current (Extended Benefits Policies) | | 13,368,259 | 1,110,930 | 339 | 5,369 |
| 6. Total Inception-to-Date (Extended Benefits Policies) | | 68,501,879 | 7,958,671 | 6,622 | |
| Connecticut | | | | | |
| Stand-Alone LTC | | | | | |
| 1. Current | | 293,246 | 353,533 | 1,772 | 111,143 |
| 2. Total Inception-to-Date | | 5,387,628 | 3,799,626 | 208,394 | |
| LTC Hybrid Policies and Riders | | | | | |
| 3. Current (Acceleration Only) | | 233,422 | 47 | 729 | 5,733 |
| 4. Total Inception-to-Date (Acceleration Only) | | 1,163,889 | 717,542 | 5,429 | |
| 5. Current (Extended Benefits Policies) | | 13,107,605 | 337,394 | 240 | 4,151 |
| 6. Total Inception-to-Date (Extended Benefits Policies) | | 66,132,685 | 3,448,659 | 4,329 | |

CAUTION: The information contained on this page is unaudited and not a complete analysis nor is it an expression of opinion on any insurer. This page may contain inadvertent errors.

2021 Long-Term Care Insurance Experience Reporting - Form 5
by State and U.S. Territory Totals
Insurance Experience by Line of Business

| Row Description | State | Earned Premium | Incurred Claims | Number of New Lives Insured | Number of Lives in Force Year End |
|---|-------|----------------|-----------------|-----------------------------|-----------------------------------|
| Delaware | | | | | |
| Stand-Alone LTC | | | | | |
| 1. Current | | 44,459 | 37,702 | 133 | 25,110 |
| 2. Total Inception-to-Date | | 718,625 | 319,510 | 41,152 | |
| LTC Hybrid Policies and Riders | | | | | |
| 3. Current (Acceleration Only) | | 32,656 | 3,782 | 160 | 1,382 |
| 4. Total Inception-to-Date (Acceleration Only) | | 241,691 | 124,937 | 1,276 | |
| 5. Current (Extended Benefits Policies) | | 2,889,909 | 42,238 | 63 | 1,201 |
| 6. Total Inception-to-Date (Extended Benefits Policies) | | 14,864,902 | 625,462 | 1,499 | |
| District Of Columbia | | | | | |
| Stand-Alone LTC | | | | | |
| 1. Current | | 46,128 | 51,163 | 1,251 | 35,899 |
| 2. Total Inception-to-Date | | 849,129 | 486,856 | 83,701 | |
| LTC Hybrid Policies and Riders | | | | | |
| 3. Current (Acceleration Only) | | 11,709 | 8 | 249 | 2,614 |
| 4. Total Inception-to-Date (Acceleration Only) | | 93,209 | 8 | 979 | |
| 5. Current (Extended Benefits Policies) | | 2,385,561 | 9,835 | 47 | 1,509 |
| 6. Total Inception-to-Date (Extended Benefits Policies) | | 12,526,135 | 469,352 | 3,725 | |

CAUTION: The information contained on this page is unaudited and not a complete analysis nor is it an expression of opinion on any insurer. This page may contain inadvertent errors.

2021 Long-Term Care Insurance Experience Reporting - Form 5
by State and U.S. Territory Totals
Insurance Experience by Line of Business

| Row Description | State | Earned Premium | Incurred Claims | Number of New Lives Insured | Number of Lives in Force Year End |
|---|-------|----------------|-----------------|-----------------------------|-----------------------------------|
| Florida | | | | | |
| Stand-Alone LTC | | | | | |
| 1. Current | | 712,614 | 1,526,388 | 6,370 | 303,059 |
| 2. Total Inception-to-Date | | 18,886,775 | 22,043,917 | 797,382 | |
| LTC Hybrid Policies and Riders | | | | | |
| 3. Current (Acceleration Only) | | 455,010 | 277,436 | 3,033 | 21,642 |
| 4. Total Inception-to-Date (Acceleration Only) | | 2,753,564 | 1,686,912 | 25,116 | |
| 5. Current (Extended Benefits Policies) | | 38,885,215 | 3,297,722 | 724 | 15,690 |
| 6. Total Inception-to-Date (Extended Benefits Policies) | | 218,784,651 | 29,706,107 | 17,422 | |
| Georgia | | | | | |
| Stand-Alone LTC | | | | | |
| 1. Current | | 288,244 | 206,740 | 1,756 | 147,925 |
| 2. Total Inception-to-Date | | 4,632,005 | 2,780,896 | 317,503 | |
| LTC Hybrid Policies and Riders | | | | | |
| 3. Current (Acceleration Only) | | 144,276 | 57,446 | 2,017 | 14,564 |
| 4. Total Inception-to-Date (Acceleration Only) | | 622,477 | 205,514 | 17,792 | |
| 5. Current (Extended Benefits Policies) | | 14,013,814 | 690,556 | 529 | 9,193 |
| 6. Total Inception-to-Date (Extended Benefits Policies) | | 74,309,806 | 5,805,763 | 18,976 | |

CAUTION: The information contained on this page is unaudited and not a complete analysis nor is it an expression of opinion on any insurer. This page may contain inadvertent errors.

2021 Long-Term Care Insurance Experience Reporting - Form 5
by State and U.S. Territory Totals
Insurance Experience by Line of Business

| Row Description | State | Earned Premium | Incurred Claims | Number of New Lives Insured | Number of Lives in Force Year End |
|---|-------|----------------|-----------------|-----------------------------|-----------------------------------|
| Guam | | | | | |
| Stand-Alone LTC | | | | | |
| 1. Current | | 0 | 0 | 0 | 0 |
| 2. Total Inception-to-Date | | 188 | 0 | 37 | |
| LTC Hybrid Policies and Riders | | | | | |
| 3. Current (Acceleration Only) | | 0 | 0 | 1 | 11 |
| 4. Total Inception-to-Date (Acceleration Only) | | 14 | 0 | 11 | |
| 5. Current (Extended Benefits Policies) | | 0 | 0 | 0 | 0 |
| 6. Total Inception-to-Date (Extended Benefits Policies) | | 0 | 0 | 0 | |
| Hawaii | | | | | |
| Stand-Alone LTC | | | | | |
| 1. Current | | 103,064 | 115,098 | 2,031 | 73,786 |
| 2. Total Inception-to-Date | | 1,856,253 | 939,356 | 174,557 | |
| LTC Hybrid Policies and Riders | | | | | |
| 3. Current (Acceleration Only) | | 150,308 | 44,059 | 853 | 7,398 |
| 4. Total Inception-to-Date (Acceleration Only) | | 1,078,725 | 637,321 | 7,147 | |
| 5. Current (Extended Benefits Policies) | | 3,586,391 | 366,834 | 86 | 1,930 |
| 6. Total Inception-to-Date (Extended Benefits Policies) | | 24,533,586 | 5,322,872 | 2,272 | |

CAUTION: The information contained on this page is unaudited and not a complete analysis nor is it an expression of opinion on any insurer. This page may contain inadvertent errors.

2021 Long-Term Care Insurance Experience Reporting - Form 5
by State and U.S. Territory Totals
Insurance Experience by Line of Business

| Row Description | State | Earned Premium | Incurred Claims | Number of New Lives Insured | Number of Lives in Force Year End |
|---|-------|----------------|-----------------|-----------------------------|-----------------------------------|
| Idaho | | | | | |
| Stand-Alone LTC | | | | | |
| 1. Current | | 38,417 | 40,601 | 923 | 22,376 |
| 2. Total Inception-to-Date | | 813,627 | 439,791 | 46,974 | |
| LTC Hybrid Policies and Riders | | | | | |
| 3. Current (Acceleration Only) | | 39,717 | 73 | 324 | 1,636 |
| 4. Total Inception-to-Date (Acceleration Only) | | 320,454 | 92,296 | 1,745 | |
| 5. Current (Extended Benefits Policies) | | 1,817,390 | 98,457 | 65 | 915 |
| 6. Total Inception-to-Date (Extended Benefits Policies) | | 9,760,160 | 632,970 | 1,237 | |
| Illinois | | | | | |
| Stand-Alone LTC | | | | | |
| 1. Current | | 551,055 | 586,687 | 7,727 | 308,993 |
| 2. Total Inception-to-Date | | 10,728,886 | 6,838,141 | 659,471 | |
| LTC Hybrid Policies and Riders | | | | | |
| 3. Current (Acceleration Only) | | 400,281 | 129,050 | 3,355 | 19,728 |
| 4. Total Inception-to-Date (Acceleration Only) | | 2,075,141 | 1,145,596 | 26,778 | |
| 5. Current (Extended Benefits Policies) | | 31,334,328 | 1,540,632 | 799 | 13,435 |
| 6. Total Inception-to-Date (Extended Benefits Policies) | | 161,203,653 | 12,652,437 | 20,729 | |

CAUTION: The information contained on this page is unaudited and not a complete analysis nor is it an expression of opinion on any insurer. This page may contain inadvertent errors.

2021 Long-Term Care Insurance Experience Reporting - Form 5
by State and U.S. Territory Totals
Insurance Experience by Line of Business

| Row Description | State | Earned Premium | Incurred Claims | Number of New Lives Insured | Number of Lives in Force Year End |
|---|-------|----------------|-----------------|-----------------------------|-----------------------------------|
| Indiana | | | | | |
| Stand-Alone LTC | | | | | |
| 1. Current | | 175,192 | 466,324 | 959 | 97,726 |
| 2. Total Inception-to-Date | | 4,328,519 | 3,064,575 | 221,646 | |
| LTC Hybrid Policies and Riders | | | | | |
| 3. Current (Acceleration Only) | | 110,506 | 38,670 | 1,139 | 7,703 |
| 4. Total Inception-to-Date (Acceleration Only) | | 867,639 | 615,276 | 7,832 | |
| 5. Current (Extended Benefits Policies) | | 10,455,761 | 584,890 | 268 | 5,450 |
| 6. Total Inception-to-Date (Extended Benefits Policies) | | 54,685,261 | 4,420,688 | 11,350 | |
| Iowa | | | | | |
| Stand-Alone LTC | | | | | |
| 1. Current | | 226,709 | 290,739 | 803 | 124,042 |
| 2. Total Inception-to-Date | | 5,119,119 | 4,141,332 | 288,477 | |
| LTC Hybrid Policies and Riders | | | | | |
| 3. Current (Acceleration Only) | | 57,791 | 137,748 | 542 | 4,202 |
| 4. Total Inception-to-Date (Acceleration Only) | | 417,288 | 874,369 | 5,290 | |
| 5. Current (Extended Benefits Policies) | | 3,764,604 | 283,948 | 111 | 2,408 |
| 6. Total Inception-to-Date (Extended Benefits Policies) | | 21,940,002 | 3,040,950 | 3,632 | |

CAUTION: The information contained on this page is unaudited and not a complete analysis nor is it an expression of opinion on any insurer. This page may contain inadvertent errors.

2021 Long-Term Care Insurance Experience Reporting - Form 5
by State and U.S. Territory Totals
Insurance Experience by Line of Business

| Row Description | State | Earned Premium | Incurred Claims | Number of New Lives Insured | Number of Lives in Force Year End |
|---|-------|----------------|-----------------|-----------------------------|-----------------------------------|
| Kansas | | | | | |
| Stand-Alone LTC | | | | | |
| 1. Current | | 150,396 | 189,453 | 1,565 | 95,431 |
| 2. Total Inception-to-Date | | 3,411,933 | 2,710,762 | 212,667 | |
| LTC Hybrid Policies and Riders | | | | | |
| 3. Current (Acceleration Only) | | 41,859 | 71,657 | 332 | 5,024 |
| 4. Total Inception-to-Date (Acceleration Only) | | 360,377 | 193,230 | 3,009 | |
| 5. Current (Extended Benefits Policies) | | 3,597,799 | 208,528 | 111 | 2,295 |
| 6. Total Inception-to-Date (Extended Benefits Policies) | | 21,077,158 | 2,025,076 | 3,364 | |
| Kentucky | | | | | |
| Stand-Alone LTC | | | | | |
| 1. Current | | 125,317 | 138,839 | 2,093 | 65,666 |
| 2. Total Inception-to-Date | | 2,503,415 | 1,613,623 | 144,854 | |
| LTC Hybrid Policies and Riders | | | | | |
| 3. Current (Acceleration Only) | | 89,957 | 77,674 | 395 | 2,739 |
| 4. Total Inception-to-Date (Acceleration Only) | | 470,646 | 158,896 | 3,694 | |
| 5. Current (Extended Benefits Policies) | | 5,495,121 | 295,496 | 222 | 3,062 |
| 6. Total Inception-to-Date (Extended Benefits Policies) | | 29,521,423 | 1,761,615 | 4,811 | |

CAUTION: The information contained on this page is unaudited and not a complete analysis nor is it an expression of opinion on any insurer. This page may contain inadvertent errors.

2021 Long-Term Care Insurance Experience Reporting - Form 5
by State and U.S. Territory Totals
Insurance Experience by Line of Business

| Row Description | State | Earned Premium | Incurred Claims | Number of New Lives Insured | Number of Lives in Force Year End |
|---|-------|----------------|-----------------|-----------------------------|-----------------------------------|
| Louisiana | | | | | |
| Stand-Alone LTC | | | | | |
| 1. Current | | 103,593 | 121,963 | 987 | 67,083 |
| 2. Total Inception-to-Date | | 1,953,515 | 1,293,001 | 140,653 | |
| LTC Hybrid Policies and Riders | | | | | |
| 3. Current (Acceleration Only) | | 101,565 | 186 | 357 | 3,789 |
| 4. Total Inception-to-Date (Acceleration Only) | | 494,826 | 298,650 | 3,810 | |
| 5. Current (Extended Benefits Policies) | | 5,070,821 | 623,312 | 323 | 4,156 |
| 6. Total Inception-to-Date (Extended Benefits Policies) | | 31,114,150 | 5,523,615 | 6,773 | |
| Maine | | | | | |
| Stand-Alone LTC | | | | | |
| 1. Current | | 57,522 | 68,787 | 764 | 37,957 |
| 2. Total Inception-to-Date | | 1,462,992 | 817,798 | 91,265 | |
| LTC Hybrid Policies and Riders | | | | | |
| 3. Current (Acceleration Only) | | 41,199 | 11 | 115 | 873 |
| 4. Total Inception-to-Date (Acceleration Only) | | 274,936 | 172,115 | 912 | |
| 5. Current (Extended Benefits Policies) | | 2,318,918 | 103,567 | 49 | 932 |
| 6. Total Inception-to-Date (Extended Benefits Policies) | | 12,373,832 | 825,958 | 1,136 | |

CAUTION: The information contained on this page is unaudited and not a complete analysis nor is it an expression of opinion on any insurer. This page may contain inadvertent errors.

2021 Long-Term Care Insurance Experience Reporting - Form 5
by State and U.S. Territory Totals
Insurance Experience by Line of Business

| Row Description | State | Earned Premium | Incurred Claims | Number of New Lives Insured | Number of Lives in Force Year End |
|---|-------|----------------|-----------------|-----------------------------|-----------------------------------|
| Maryland | | | | | |
| Stand-Alone LTC | | | | | |
| 1. Current | | 297,281 | 337,422 | 1,577 | 138,327 |
| 2. Total Inception-to-Date | | 5,442,976 | 3,052,411 | 274,385 | |
| LTC Hybrid Policies and Riders | | | | | |
| 3. Current (Acceleration Only) | | 261,420 | 55,568 | 1,742 | 30,971 |
| 4. Total Inception-to-Date (Acceleration Only) | | 1,432,022 | 685,668 | 13,871 | |
| 5. Current (Extended Benefits Policies) | | 19,840,400 | 1,171,683 | 483 | 8,516 |
| 6. Total Inception-to-Date (Extended Benefits Policies) | | 99,965,964 | 6,744,692 | 13,758 | |
| Massachusetts | | | | | |
| Stand-Alone LTC | | | | | |
| 1. Current | | 344,690 | 433,570 | 3,133 | 173,702 |
| 2. Total Inception-to-Date | | 6,624,377 | 3,947,561 | 346,205 | |
| LTC Hybrid Policies and Riders | | | | | |
| 3. Current (Acceleration Only) | | 427,860 | 190,867 | 1,492 | 9,174 |
| 4. Total Inception-to-Date (Acceleration Only) | | 1,787,063 | 719,781 | 10,562 | |
| 5. Current (Extended Benefits Policies) | | 18,717,697 | 438,735 | 435 | 6,312 |
| 6. Total Inception-to-Date (Extended Benefits Policies) | | 93,702,498 | 4,620,509 | 7,631 | |

CAUTION: The information contained on this page is unaudited and not a complete analysis nor is it an expression of opinion on any insurer. This page may contain inadvertent errors.

2021 Long-Term Care Insurance Experience Reporting - Form 5
by State and U.S. Territory Totals
Insurance Experience by Line of Business

| Row Description | State | Earned Premium | Incurred Claims | Number of New Lives Insured | Number of Lives in Force Year End |
|---|-------|-------------------|--------------------|--------------------------------|--------------------------------------|
| Michigan | | | | | |
| Stand-Alone LTC | | | | | |
| 1. Current | | 284,071 | 259,756 | 2,423 | 165,297 |
| 2. Total Inception-to-Date | | 5,797,516 | 2,846,618 | 377,089 | |
| LTC Hybrid Policies and Riders | | | | | |
| 3. Current (Acceleration Only) | | 175,272 | 16,376 | 901 | 8,101 |
| 4. Total Inception-to-Date (Acceleration Only) | | 1,175,413 | 1,108,062 | 10,248 | |
| 5. Current (Extended Benefits Policies) | | 15,826,627 | 1,349,980 | 499 | 8,850 |
| 6. Total Inception-to-Date (Extended Benefits Policies) | | 86,300,249 | 9,023,050 | 18,023 | |
| Minnesota | | | | | |
| Stand-Alone LTC | | | | | |
| 1. Current | | 359,515 | 373,461 | 2,978 | 205,398 |
| 2. Total Inception-to-Date | | 6,406,483 | 3,733,505 | 368,600 | |
| LTC Hybrid Policies and Riders | | | | | |
| 3. Current (Acceleration Only) | | 150,874 | 60,877 | 1,494 | 8,774 |
| 4. Total Inception-to-Date (Acceleration Only) | | 570,851 | 259,595 | 9,945 | |
| 5. Current (Extended Benefits Policies) | | 11,054,826 | 366,153 | 344 | 4,982 |
| 6. Total Inception-to-Date (Extended Benefits Policies) | | 53,592,698 | 3,318,959 | 6,238 | |

CAUTION: The information contained on this page is unaudited and not a complete analysis nor is it an expression of opinion on any insurer.
This page may contain inadvertent errors.

2021 Long-Term Care Insurance Experience Reporting - Form 5
by State and U.S. Territory Totals
Insurance Experience by Line of Business

| Row Description | State | Earned Premium | Incurred Claims | Number of New Lives Insured | Number of Lives in Force Year End |
|---|-------|----------------|-----------------|-----------------------------|-----------------------------------|
| Mississippi | | | | | |
| Stand-Alone LTC | | | | | |
| 1. Current | | 66,726 | 63,716 | 408 | 37,255 |
| 2. Total Inception-to-Date | | 1,308,214 | 878,073 | 85,304 | |
| LTC Hybrid Policies and Riders | | | | | |
| 3. Current (Acceleration Only) | | 29,740 | 61,470 | 154 | 5,372 |
| 4. Total Inception-to-Date (Acceleration Only) | | 157,736 | 63,091 | 2,019 | |
| 5. Current (Extended Benefits Policies) | | 1,541,388 | 150,257 | 192 | 1,941 |
| 6. Total Inception-to-Date (Extended Benefits Policies) | | 8,480,244 | 1,208,891 | 5,221 | |
| Missouri | | | | | |
| Stand-Alone LTC | | | | | |
| 1. Current | | 263,904 | 272,363 | 2,004 | 148,734 |
| 2. Total Inception-to-Date | | 5,524,343 | 3,699,926 | 347,403 | |
| LTC Hybrid Policies and Riders | | | | | |
| 3. Current (Acceleration Only) | | 199,896 | 195,002 | 786 | 5,267 |
| 4. Total Inception-to-Date (Acceleration Only) | | 919,993 | 668,648 | 6,130 | |
| 5. Current (Extended Benefits Policies) | | 10,172,356 | 805,567 | 400 | 5,624 |
| 6. Total Inception-to-Date (Extended Benefits Policies) | | 55,682,734 | 6,593,637 | 7,807 | |

CAUTION: The information contained on this page is unaudited and not a complete analysis nor is it an expression of opinion on any insurer. This page may contain inadvertent errors.

2021 Long-Term Care Insurance Experience Reporting - Form 5
by State and U.S. Territory Totals
Insurance Experience by Line of Business

| Row Description | State | Earned Premium | Incurred Claims | Number of New Lives Insured | Number of Lives in Force Year End |
|---|-------|----------------|-----------------|-----------------------------|-----------------------------------|
| Montana | | | | | |
| Stand-Alone LTC | | | | | |
| 1. Current | | 38,858 | 43,072 | 670 | 25,999 |
| 2. Total Inception-to-Date | | 884,723 | 585,534 | 57,276 | |
| LTC Hybrid Policies and Riders | | | | | |
| 3. Current (Acceleration Only) | | 19,950 | 36,624 | 118 | 841 |
| 4. Total Inception-to-Date (Acceleration Only) | | 176,464 | 202,423 | 1,012 | |
| 5. Current (Extended Benefits Policies) | | 1,839,158 | 36,034 | 44 | 739 |
| 6. Total Inception-to-Date (Extended Benefits Policies) | | 8,595,806 | 407,108 | 904 | |
| Nebraska | | | | | |
| Stand-Alone LTC | | | | | |
| 1. Current | | 161,238 | 188,377 | 590 | 83,249 |
| 2. Total Inception-to-Date | | 3,480,662 | 2,754,814 | 189,023 | |
| LTC Hybrid Policies and Riders | | | | | |
| 3. Current (Acceleration Only) | | 41,952 | 20,712 | 213 | 1,585 |
| 4. Total Inception-to-Date (Acceleration Only) | | 315,333 | 487,681 | 2,180 | |
| 5. Current (Extended Benefits Policies) | | 2,733,083 | 135,584 | 80 | 1,594 |
| 6. Total Inception-to-Date (Extended Benefits Policies) | | 14,132,180 | 1,580,726 | 2,701 | |

CAUTION: The information contained on this page is unaudited and not a complete analysis nor is it an expression of opinion on any insurer. This page may contain inadvertent errors.

2021 Long-Term Care Insurance Experience Reporting - Form 5
by State and U.S. Territory Totals
Insurance Experience by Line of Business

| Row Description | State | Earned Premium | Incurred Claims | Number of New Lives Insured | Number of Lives in Force Year End |
|---|-------|----------------|-----------------|-----------------------------|-----------------------------------|
| Nevada | | | | | |
| Stand-Alone LTC | | | | | |
| 1. Current | | 48,116 | 43,021 | 828 | 31,424 |
| 2. Total Inception-to-Date | | 912,966 | 441,006 | 98,129 | |
| LTC Hybrid Policies and Riders | | | | | |
| 3. Current (Acceleration Only) | | 46,060 | 20,806 | 534 | 3,945 |
| 4. Total Inception-to-Date (Acceleration Only) | | 289,263 | 240,085 | 6,067 | |
| 5. Current (Extended Benefits Policies) | | 2,982,453 | 193,177 | 111 | 1,577 |
| 6. Total Inception-to-Date (Extended Benefits Policies) | | 19,827,317 | 2,552,398 | 2,077 | |
| New Hampshire | | | | | |
| Stand-Alone LTC | | | | | |
| 1. Current | | 57,600 | 68,589 | 892 | 29,552 |
| 2. Total Inception-to-Date | | 1,256,618 | 938,001 | 59,914 | |
| LTC Hybrid Policies and Riders | | | | | |
| 3. Current (Acceleration Only) | | 41,030 | 33,036 | 272 | 2,294 |
| 4. Total Inception-to-Date (Acceleration Only) | | 232,149 | 138,726 | 2,225 | |
| 5. Current (Extended Benefits Policies) | | 3,618,216 | 137,367 | 93 | 1,414 |
| 6. Total Inception-to-Date (Extended Benefits Policies) | | 18,109,338 | 1,256,270 | 1,549 | |

CAUTION: The information contained on this page is unaudited and not a complete analysis nor is it an expression of opinion on any insurer. This page may contain inadvertent errors.

2021 Long-Term Care Insurance Experience Reporting - Form 5
by State and U.S. Territory Totals
Insurance Experience by Line of Business

| Row Description | State | Earned Premium | Incurred Claims | Number of New Lives Insured | Number of Lives in Force Year End |
|---|-------|----------------|-----------------|-----------------------------|-----------------------------------|
| New Jersey | | | | | |
| Stand-Alone LTC | | | | | |
| 1. Current | | 505,096 | 517,263 | 2,386 | 201,314 |
| 2. Total Inception-to-Date | | 8,799,436 | 5,121,662 | 415,070 | |
| LTC Hybrid Policies and Riders | | | | | |
| 3. Current (Acceleration Only) | | 315,856 | 60,114 | 1,933 | 17,371 |
| 4. Total Inception-to-Date (Acceleration Only) | | 1,244,465 | 234,963 | 16,745 | |
| 5. Current (Extended Benefits Policies) | | 28,132,444 | 1,028,166 | 576 | 10,808 |
| 6. Total Inception-to-Date (Extended Benefits Policies) | | 134,962,126 | 6,733,740 | 12,913 | |
| New Mexico | | | | | |
| Stand-Alone LTC | | | | | |
| 1. Current | | 46,651 | 55,967 | 446 | 40,897 |
| 2. Total Inception-to-Date | | 959,624 | 543,967 | 81,993 | |
| LTC Hybrid Policies and Riders | | | | | |
| 3. Current (Acceleration Only) | | 22,903 | 113,149 | 192 | 1,244 |
| 4. Total Inception-to-Date (Acceleration Only) | | 161,094 | 174,606 | 1,703 | |
| 5. Current (Extended Benefits Policies) | | 1,908,165 | 101,389 | 61 | 1,042 |
| 6. Total Inception-to-Date (Extended Benefits Policies) | | 10,376,033 | 1,297,503 | 2,970 | |

CAUTION: The information contained on this page is unaudited and not a complete analysis nor is it an expression of opinion on any insurer. This page may contain inadvertent errors.

2021 Long-Term Care Insurance Experience Reporting - Form 5
by State and U.S. Territory Totals
Insurance Experience by Line of Business

| Row Description | State | Earned Premium | Incurred Claims | Number of New Lives Insured | Number of Lives in Force Year End |
|---|-------|----------------|-----------------|-----------------------------|-----------------------------------|
| New York | | | | | |
| Stand-Alone LTC | | | | | |
| 1. Current | | 994,643 | 1,497,160 | 4,606 | 379,021 |
| 2. Total Inception-to-Date | | 19,191,401 | 13,718,233 | 703,590 | |
| LTC Hybrid Policies and Riders | | | | | |
| 3. Current (Acceleration Only) | | 45,781 | 183,645 | 3,842 | 44,106 |
| 4. Total Inception-to-Date (Acceleration Only) | | 496,324 | 1,295,877 | 36,344 | |
| 5. Current (Extended Benefits Policies) | | 8,746,848 | 1,687,911 | 307 | 10,511 |
| 6. Total Inception-to-Date (Extended Benefits Policies) | | 60,426,957 | 11,281,407 | 11,218 | |
| North Carolina | | | | | |
| Stand-Alone LTC | | | | | |
| 1. Current | | 374,818 | 461,700 | 2,818 | 179,415 |
| 2. Total Inception-to-Date | | 11,123,232 | 10,181,607 | 363,800 | |
| LTC Hybrid Policies and Riders | | | | | |
| 3. Current (Acceleration Only) | | 289,437 | 148,001 | 1,423 | 8,052 |
| 4. Total Inception-to-Date (Acceleration Only) | | 1,583,764 | 632,213 | 8,787 | |
| 5. Current (Extended Benefits Policies) | | 24,316,572 | 1,504,314 | 512 | 9,896 |
| 6. Total Inception-to-Date (Extended Benefits Policies) | | 133,971,442 | 12,311,830 | 10,866 | |

CAUTION: The information contained on this page is unaudited and not a complete analysis nor is it an expression of opinion on any insurer. This page may contain inadvertent errors.

2021 Long-Term Care Insurance Experience Reporting - Form 5
by State and U.S. Territory Totals
Insurance Experience by Line of Business

| Row Description | State | Earned Premium | Incurred Claims | Number of New Lives Insured | Number of Lives in Force Year End |
|---|-------|----------------|-----------------|-----------------------------|-----------------------------------|
| North Dakota | | | | | |
| Stand-Alone LTC | | | | | |
| 1. Current | | 65,296 | 82,230 | 226 | 31,450 |
| 2. Total Inception-to-Date | | 2,276,423 | 2,486,559 | 70,435 | |
| LTC Hybrid Policies and Riders | | | | | |
| 3. Current (Acceleration Only) | | 21,256 | 13,179 | 214 | 1,405 |
| 4. Total Inception-to-Date (Acceleration Only) | | 142,041 | 186,227 | 1,616 | |
| 5. Current (Extended Benefits Policies) | | 1,703,894 | 17,950 | 46 | 765 |
| 6. Total Inception-to-Date (Extended Benefits Policies) | | 7,502,349 | 527,083 | 1,201 | |
| Northern Mariana Islands | | | | | |
| Stand-Alone LTC | | | | | |
| 1. Current | | 0 | 0 | 0 | 0 |
| 2. Total Inception-to-Date | | 0 | 0 | 0 | |
| LTC Hybrid Policies and Riders | | | | | |
| 3. Current (Acceleration Only) | | 0 | 0 | 0 | 0 |
| 4. Total Inception-to-Date (Acceleration Only) | | 0 | 0 | 0 | |
| 5. Current (Extended Benefits Policies) | | 0 | 0 | 0 | 0 |
| 6. Total Inception-to-Date (Extended Benefits Policies) | | 0 | 0 | 0 | |

CAUTION: The information contained on this page is unaudited and not a complete analysis nor is it an expression of opinion on any insurer. This page may contain inadvertent errors.

2021 Long-Term Care Insurance Experience Reporting - Form 5
by State and U.S. Territory Totals
Insurance Experience by Line of Business

| Row Description | State | Earned Premium | Incurred Claims | Number of New Lives Insured | Number of Lives in Force Year End |
|---|-------|----------------|-----------------|-----------------------------|-----------------------------------|
| Ohio | | | | | |
| Stand-Alone LTC | | | | | |
| 1. Current | | 470,002 | 366,533 | 3,064 | 217,392 |
| 2. Total Inception-to-Date | | 8,852,667 | 5,668,816 | 467,988 | |
| LTC Hybrid Policies and Riders | | | | | |
| 3. Current (Acceleration Only) | | 326,001 | 377,212 | 1,244 | 9,510 |
| 4. Total Inception-to-Date (Acceleration Only) | | 2,732,385 | 1,363,116 | 10,413 | |
| 5. Current (Extended Benefits Policies) | | 21,072,574 | 1,162,821 | 449 | 12,647 |
| 6. Total Inception-to-Date (Extended Benefits Policies) | | 119,415,681 | 13,008,525 | 20,314 | |
| Oklahoma | | | | | |
| Stand-Alone LTC | | | | | |
| 1. Current | | 89,987 | 108,948 | 420 | 53,766 |
| 2. Total Inception-to-Date | | 1,924,983 | 1,279,212 | 117,243 | |
| LTC Hybrid Policies and Riders | | | | | |
| 3. Current (Acceleration Only) | | 66,977 | 37,567 | 263 | 1,860 |
| 4. Total Inception-to-Date (Acceleration Only) | | 380,380 | 195,278 | 1,821 | |
| 5. Current (Extended Benefits Policies) | | 2,857,898 | 357,174 | 89 | 1,844 |
| 6. Total Inception-to-Date (Extended Benefits Policies) | | 17,095,574 | 3,108,288 | 2,777 | |

CAUTION: The information contained on this page is unaudited and not a complete analysis nor is it an expression of opinion on any insurer. This page may contain inadvertent errors.

2021 Long-Term Care Insurance Experience Reporting - Form 5
by State and U.S. Territory Totals
Insurance Experience by Line of Business

| Row Description | State | Earned Premium | Incurred Claims | Number of New Lives Insured | Number of Lives in Force Year End |
|---|-------|----------------|-----------------|-----------------------------|-----------------------------------|
| Oregon | | | | | |
| Stand-Alone LTC | | | | | |
| 1. Current | | 139,077 | 136,229 | 1,679 | 79,899 |
| 2. Total Inception-to-Date | | 3,045,957 | 1,705,282 | 184,521 | |
| LTC Hybrid Policies and Riders | | | | | |
| 3. Current (Acceleration Only) | | 100,505 | 52,982 | 689 | 3,606 |
| 4. Total Inception-to-Date (Acceleration Only) | | 525,771 | 320,227 | 4,071 | |
| 5. Current (Extended Benefits Policies) | | 7,538,533 | 348,186 | 242 | 3,329 |
| 6. Total Inception-to-Date (Extended Benefits Policies) | | 42,219,504 | 4,990,783 | 4,033 | |
| Pennsylvania | | | | | |
| Stand-Alone LTC | | | | | |
| 1. Current | | 490,920 | 538,828 | 1,988 | 233,948 |
| 2. Total Inception-to-Date | | 9,482,819 | 5,665,937 | 514,885 | |
| LTC Hybrid Policies and Riders | | | | | |
| 3. Current (Acceleration Only) | | 378,007 | 251,061 | 2,391 | 16,773 |
| 4. Total Inception-to-Date (Acceleration Only) | | 2,402,774 | 1,745,133 | 17,758 | |
| 5. Current (Extended Benefits Policies) | | 31,903,826 | 1,428,175 | 541 | 11,725 |
| 6. Total Inception-to-Date (Extended Benefits Policies) | | 163,345,193 | 10,291,188 | 12,620 | |

CAUTION: The information contained on this page is unaudited and not a complete analysis nor is it an expression of opinion on any insurer. This page may contain inadvertent errors.

2021 Long-Term Care Insurance Experience Reporting - Form 5
by State and U.S. Territory Totals
Insurance Experience by Line of Business

| Row Description | State | Earned Premium | Incurred Claims | Number of New Lives Insured | Number of Lives in Force Year End |
|---|-------|-------------------|--------------------|--------------------------------|--------------------------------------|
| Puerto Rico | | | | | |
| Stand-Alone LTC | | | | | |
| 1. Current | | 2,032 | 369 | 14 | 1,223 |
| 2. Total Inception-to-Date | | 30,574 | 6,859 | 2,328 | |
| LTC Hybrid Policies and Riders | | | | | |
| 3. Current (Acceleration Only) | | 510 | 0 | 110 | 408 |
| 4. Total Inception-to-Date (Acceleration Only) | | 754 | 0 | 453 | |
| 5. Current (Extended Benefits Policies) | | 417,791 | 0 | 44 | 475 |
| 6. Total Inception-to-Date (Extended Benefits Policies) | | 2,242,345 | 91,607 | 491 | |
| Rhode Island | | | | | |
| Stand-Alone LTC | | | | | |
| 1. Current | | 38,712 | 42,199 | 186 | 18,350 |
| 2. Total Inception-to-Date | | 808,000 | 503,345 | 38,067 | |
| LTC Hybrid Policies and Riders | | | | | |
| 3. Current (Acceleration Only) | | 34,406 | 313 | 122 | 1,055 |
| 4. Total Inception-to-Date (Acceleration Only) | | 196,548 | 66,553 | 1,103 | |
| 5. Current (Extended Benefits Policies) | | 2,020,805 | 85,321 | 53 | 824 |
| 6. Total Inception-to-Date (Extended Benefits Policies) | | 11,030,402 | 591,455 | 1,006 | |

CAUTION: The information contained on this page is unaudited and not a complete analysis nor is it an expression of opinion on any insurer.
This page may contain inadvertent errors.

2021 Long-Term Care Insurance Experience Reporting - Form 5
by State and U.S. Territory Totals
Insurance Experience by Line of Business

| Row Description | State | Earned Premium | Incurred Claims | Number of New Lives Insured | Number of Lives in Force Year End |
|---|-------|----------------|-----------------|-----------------------------|-----------------------------------|
| South Carolina | | | | | |
| Stand-Alone LTC | | | | | |
| 1. Current | | 165,462 | 186,330 | 703 | 85,648 |
| 2. Total Inception-to-Date | | 3,110,052 | 2,098,169 | 175,370 | |
| LTC Hybrid Policies and Riders | | | | | |
| 3. Current (Acceleration Only) | | 149,767 | 98,807 | 565 | 4,754 |
| 4. Total Inception-to-Date (Acceleration Only) | | 720,677 | 468,796 | 5,859 | |
| 5. Current (Extended Benefits Policies) | | 9,517,354 | 620,542 | 360 | 5,772 |
| 6. Total Inception-to-Date (Extended Benefits Policies) | | 49,363,776 | 4,201,874 | 10,970 | |
| South Dakota | | | | | |
| Stand-Alone LTC | | | | | |
| 1. Current | | 74,699 | 78,447 | 1,345 | 42,793 |
| 2. Total Inception-to-Date | | 1,454,553 | 1,129,146 | 91,597 | |
| LTC Hybrid Policies and Riders | | | | | |
| 3. Current (Acceleration Only) | | 16,276 | 74,229 | 237 | 998 |
| 4. Total Inception-to-Date (Acceleration Only) | | 130,336 | 91,157 | 1,484 | |
| 5. Current (Extended Benefits Policies) | | 1,557,485 | 61,949 | 39 | 820 |
| 6. Total Inception-to-Date (Extended Benefits Policies) | | 7,202,069 | 708,580 | 2,049 | |

CAUTION: The information contained on this page is unaudited and not a complete analysis nor is it an expression of opinion on any insurer. This page may contain inadvertent errors.

2021 Long-Term Care Insurance Experience Reporting - Form 5
by State and U.S. Territory Totals
Insurance Experience by Line of Business

| Row Description | State | Earned Premium | Incurred Claims | Number of New Lives Insured | Number of Lives in Force Year End |
|---|-------|----------------|-----------------|-----------------------------|-----------------------------------|
| Tennessee | | | | | |
| Stand-Alone LTC | | | | | |
| 1. Current | | 230,748 | 225,831 | 1,754 | 130,589 |
| 2. Total Inception-to-Date | | 4,326,751 | 2,701,218 | 286,358 | |
| LTC Hybrid Policies and Riders | | | | | |
| 3. Current (Acceleration Only) | | 88,441 | 37,109 | 860 | 11,608 |
| 4. Total Inception-to-Date (Acceleration Only) | | 634,827 | 330,104 | 6,256 | |
| 5. Current (Extended Benefits Policies) | | 10,883,977 | 542,187 | 532 | 6,107 |
| 6. Total Inception-to-Date (Extended Benefits Policies) | | 56,463,800 | 5,418,134 | 10,023 | |
| Texas | | | | | |
| Stand-Alone LTC | | | | | |
| 1. Current | | 676,329 | 696,626 | 6,702 | 407,546 |
| 2. Total Inception-to-Date | | 12,813,908 | 8,004,682 | 869,305 | |
| LTC Hybrid Policies and Riders | | | | | |
| 3. Current (Acceleration Only) | | 640,051 | 462,348 | 4,257 | 32,982 |
| 4. Total Inception-to-Date (Acceleration Only) | | 4,127,624 | 4,421,878 | 39,323 | |
| 5. Current (Extended Benefits Policies) | | 36,582,224 | 2,383,702 | 1,022 | 15,671 |
| 6. Total Inception-to-Date (Extended Benefits Policies) | | 198,555,068 | 15,698,729 | 17,092 | |

CAUTION: The information contained on this page is unaudited and not a complete analysis nor is it an expression of opinion on any insurer. This page may contain inadvertent errors.

2021 Long-Term Care Insurance Experience Reporting - Form 5
by State and U.S. Territory Totals
Insurance Experience by Line of Business

| Row Description | State | Earned Premium | Incurred Claims | Number of New Lives Insured | Number of Lives in Force Year End |
|---|-------|-------------------|--------------------|--------------------------------|--------------------------------------|
| U.S. Virgin Islands | | | | | |
| Stand-Alone LTC | | | | | |
| 1. Current | | 117 | 83 | 0 | 75 |
| 2. Total Inception-to-Date | | 3,620 | 1,558 | 203 | |
| LTC Hybrid Policies and Riders | | | | | |
| 3. Current (Acceleration Only) | | 0 | 0 | 0 | 0 |
| 4. Total Inception-to-Date (Acceleration Only) | | 0 | 0 | 0 | |
| 5. Current (Extended Benefits Policies) | | 29,349 | 0 | 0 | 9 |
| 6. Total Inception-to-Date (Extended Benefits Policies) | | 144,463 | 0 | 9 | |
| Utah | | | | | |
| Stand-Alone LTC | | | | | |
| 1. Current | | 48,962 | 42,122 | 293 | 31,163 |
| 2. Total Inception-to-Date | | 966,754 | 462,069 | 64,353 | |
| LTC Hybrid Policies and Riders | | | | | |
| 3. Current (Acceleration Only) | | 44,020 | 83 | 260 | 1,806 |
| 4. Total Inception-to-Date (Acceleration Only) | | 283,134 | 318,823 | 3,077 | |
| 5. Current (Extended Benefits Policies) | | 1,726,313 | 154,303 | 47 | 806 |
| 6. Total Inception-to-Date (Extended Benefits Policies) | | 10,729,127 | 2,024,505 | 959 | |

CAUTION: The information contained on this page is unaudited and not a complete analysis nor is it an expression of opinion on any insurer.
This page may contain inadvertent errors.

2021 Long-Term Care Insurance Experience Reporting - Form 5
by State and U.S. Territory Totals
Insurance Experience by Line of Business

| Row Description | State | Earned Premium | Incurred Claims | Number of New Lives Insured | Number of Lives in Force Year End |
|---|-------|----------------|-----------------|-----------------------------|-----------------------------------|
| Vermont | | | | | |
| Stand-Alone LTC | | | | | |
| 1. Current | | 24,590 | 33,060 | 277 | 14,710 |
| 2. Total Inception-to-Date | | 566,019 | 361,931 | 31,430 | |
| LTC Hybrid Policies and Riders | | | | | |
| 3. Current (Acceleration Only) | | 10,060 | 25 | 82 | 612 |
| 4. Total Inception-to-Date (Acceleration Only) | | 107,322 | 26,040 | 567 | |
| 5. Current (Extended Benefits Policies) | | 1,837,389 | 0 | 34 | 762 |
| 6. Total Inception-to-Date (Extended Benefits Policies) | | 9,525,028 | 403,926 | 819 | |
| Virginia | | | | | |
| Stand-Alone LTC | | | | | |
| 1. Current | | 445,677 | 341,127 | 1,903 | 226,782 |
| 2. Total Inception-to-Date | | 8,186,793 | 4,345,779 | 434,441 | |
| LTC Hybrid Policies and Riders | | | | | |
| 3. Current (Acceleration Only) | | 446,139 | 139,601 | 2,057 | 12,879 |
| 4. Total Inception-to-Date (Acceleration Only) | | 2,688,543 | 1,041,898 | 17,334 | |
| 5. Current (Extended Benefits Policies) | | 23,533,747 | 1,109,514 | 710 | 10,436 |
| 6. Total Inception-to-Date (Extended Benefits Policies) | | 122,270,029 | 8,675,690 | 15,456 | |

CAUTION: The information contained on this page is unaudited and not a complete analysis nor is it an expression of opinion on any insurer. This page may contain inadvertent errors.

2021 Long-Term Care Insurance Experience Reporting - Form 5
by State and U.S. Territory Totals
Insurance Experience by Line of Business

| Row Description | State | Earned Premium | Incurred Claims | Number of New Lives Insured | Number of Lives in Force Year End |
|---|-------|----------------|-----------------|-----------------------------|-----------------------------------|
| Washington | | | | | |
| Stand-Alone LTC | | | | | |
| 1. Current | | 325,166 | 305,266 | 115,788 | 280,213 |
| 2. Total Inception-to-Date | | 6,162,476 | 3,505,324 | 540,007 | |
| LTC Hybrid Policies and Riders | | | | | |
| 3. Current (Acceleration Only) | | 1,869,508 | 229,314 | 17,514 | 24,010 |
| 4. Total Inception-to-Date (Acceleration Only) | | 3,001,481 | 894,406 | 25,680 | |
| 5. Current (Extended Benefits Policies) | | 17,780,677 | 569,829 | 9,650 | 15,424 |
| 6. Total Inception-to-Date (Extended Benefits Policies) | | 81,666,466 | 7,059,244 | 15,841 | |
| West Virginia | | | | | |
| Stand-Alone LTC | | | | | |
| 1. Current | | 29,003 | 27,139 | 97 | 16,112 |
| 2. Total Inception-to-Date | | 689,491 | 384,897 | 53,700 | |
| LTC Hybrid Policies and Riders | | | | | |
| 3. Current (Acceleration Only) | | 23,583 | 22,506 | 152 | 873 |
| 4. Total Inception-to-Date (Acceleration Only) | | 63,348 | 22,506 | 1,205 | |
| 5. Current (Extended Benefits Policies) | | 1,445,945 | 51,451 | 76 | 1,047 |
| 6. Total Inception-to-Date (Extended Benefits Policies) | | 8,270,491 | 345,418 | 1,966 | |

CAUTION: The information contained on this page is unaudited and not a complete analysis nor is it an expression of opinion on any insurer. This page may contain inadvertent errors.

2021 Long-Term Care Insurance Experience Reporting - Form 5
by State and U.S. Territory Totals
Insurance Experience by Line of Business

| Row Description | State | Earned Premium | Incurred Claims | Number of New Lives Insured | Number of Lives in Force Year End |
|---|-------|----------------|-----------------|-----------------------------|-----------------------------------|
| Wisconsin | | | | | |
| Stand-Alone LTC | | | | | |
| 1. Current | | 267,493 | 292,947 | 1,827 | 139,522 |
| 2. Total Inception-to-Date | | 5,145,614 | 2,914,525 | 257,695 | |
| LTC Hybrid Policies and Riders | | | | | |
| 3. Current (Acceleration Only) | | 162,412 | 216,461 | 1,791 | 10,399 |
| 4. Total Inception-to-Date (Acceleration Only) | | 1,572,812 | 1,450,698 | 11,545 | |
| 5. Current (Extended Benefits Policies) | | 9,604,750 | 735,340 | 230 | 5,056 |
| 6. Total Inception-to-Date (Extended Benefits Policies) | | 55,414,496 | 5,494,381 | 7,724 | |
| Wyoming | | | | | |
| Stand-Alone LTC | | | | | |
| 1. Current | | 21,091 | 18,325 | 87 | 10,144 |
| 2. Total Inception-to-Date | | 422,439 | 227,667 | 21,659 | |
| LTC Hybrid Policies and Riders | | | | | |
| 3. Current (Acceleration Only) | | 25,634 | 34,867 | 68 | 476 |
| 4. Total Inception-to-Date (Acceleration Only) | | 118,954 | 216,539 | 536 | |
| 5. Current (Extended Benefits Policies) | | 1,225,772 | 125,865 | 41 | 582 |
| 6. Total Inception-to-Date (Extended Benefits Policies) | | 6,119,246 | 594,455 | 781 | |

CAUTION: The information contained on this page is unaudited and not a complete analysis nor is it an expression of opinion on any insurer. This page may contain inadvertent errors.

INDEX

2021 LONG-TERM CARE INSURANCE EXPERIENCE REPORTS

Index of companies

| Company Code | Group Code | Company Name | Group Name | State of Domicile | Business Type | Form 1 | Form 2 | Form 3 | Form 4 | Form 5 |
|--------------|------------|--------------------------------------|-------------------------------------|-------------------|---------------|--------|--------|--------|--------|--------|
| 71471 | | Ability Ins Co | | NE | L | X | X | X | | |
| 60054 | 1 | Aetna Life Ins Co | CVS GRP | CT | L | X | | X | X | |
| 35963 | 1289 | AF&L Ins Co | AMERICAN FIDELITY & LIBERTY INC GRP | PA | P | X | X | X | | |
| 90611 | 761 | Allianz Life Ins Co Of N Amer | ALLIANZ INS GRP | MN | L | X | X | X | X | |
| 64190 | 761 | Allianz Life Ins Co Of NY | ALLIANZ INS GRP | NY | L | X | X | X | X | |
| 10386 | 473 | American Family Ins Co | AMERICAN FAMILY INS GRP | WI | P | X | X | X | | |
| 60380 | 370 | American Family Life Assur Co of Col | AFLAC Grp | NE | L | X | X | X | | |
| 60526 | 370 | American Family Life Assur Co of NY | AFLAC Grp | NY | L | X | X | X | | |
| 19275 | 473 | American Family Mut Ins Co SI | AMERICAN FAMILY INS GRP | WI | P | X | X | X | | |
| 60410 | 330 | American Fidelity Assur Co | AMERICAN FIDELITY CORP GRP | OK | L | X | X | X | X | |
| 60488 | 12 | American Gen Life Ins Co | AMERICAN INTL GRP | TX | L | X | X | X | | |
| 60534 | 8 | American Heritage Life Ins Co | ALLSTATE INS GRP | FL | L | X | X | X | | |
| 60518 | 5021 | American Hlth & Life Ins Co | OneMain Holdings Inc Grp | TX | L | X | X | X | X | |
| 60243 | 810 | American Independent Ntwrk Ins Co NY | PENN TREATY AMER GRP | NY | L | X | X | X | | |
| 80624 | 1295 | American Progressive L&H Ins Of NY | CENTENE CORP GRP | NY | L | X | X | X | X | |
| 60836 | 3527 | American Republic Ins Co | American Enterprise Mut Grp | IA | L | X | X | X | X | |
| 60895 | 619 | American United Life Ins Co | OneAmerica Fin Partners Grp | IN | L | X | | X | X | |
| 61999 | 449 | Americo Fin Life & Ann Ins Co | FINANCIAL HOLDINGS GRP | TX | L | X | X | | | |
| 60250 | 4719 | AmFirst Ins Co | AmFirst Holdings Grp | OK | X | X | X | X | | |
| 62825 | 671 | Anthem Blue Cross Life & Hlth Ins Co | Elevance Hlth Inc Grp | CA | X | X | X | X | | |
| 71835 | 671 | Anthem Hlth Plans of VA Inc | Elevance Hlth Inc Grp | VA | X | X | X | X | | |
| 28207 | 671 | Anthem Ins Co Inc | Elevance Hlth Inc Grp | IN | X | X | X | X | X | |
| 71439 | 4862 | Assurity Life Ins Co | Assurity Grp | NE | L | X | X | X | | |
| 63932 | 4734 | Athene Life Ins Co of NY | Apollo Global Mgmt Grp | NY | L | X | X | X | | |
| 61190 | 280 | Auto Owners Life Ins Co | AUTO OWNERS GRP | MI | L | X | X | X | | |
| 61212 | | Baltimore Life Ins Co | | MD | L | X | X | X | | |
| 68560 | 233 | Bankers Conseco Life Ins Co | CNO Financial Grp | NY | L | X | X | X | | |

CAUTION: The information contained on this page is unaudited and not a complete analysis nor is it an expression of opinion on any insurer.
This page may contain inadvertent errors.

2021 LONG-TERM CARE INSURANCE EXPERIENCE REPORTS

Index of companies

| Company Code | Group Code | Company Name | Group Name | State of Domicile | Business Type | Form 1 | Form 2 | Form 3 | Form 4 | Form 5 |
|--------------|------------|--------------------------------------|---------------------------|-------------------|---------------|--------|--------|--------|--------|--------|
| 61239 | 587 | Bankers Fidelity Life Ins Co | ATLANTIC AMER GRP | GA | L | X | X | | | |
| 61263 | 233 | Bankers Life & Cas Co | CNO Financial Grp | IL | L | X | X | X | X | X |
| 55433 | 570 | BCBS of AL | BCBS OF AL GRP | AL | X | X | X | X | X | |
| 98167 | 536 | BCBS Of FL | Guidewell Mut Holding Grp | FL | X | X | X | X | X | |
| 47171 | 537 | BCBS of KC | BCBS OF KC GRP | MO | X | X | X | X | | |
| 70729 | 430 | BCBS Of KS Inc | BCBS of KS GRP | KS | L | X | X | X | X | |
| 54631 | 758 | BCBS of NC Inc | BCBS OF NC Grp | NC | X | X | X | X | X | |
| 55891 | | BCBS of ND | | ND | X | X | X | X | X | |
| 77780 | 4858 | BCBS Of NE | BCBS of NE Grp | NE | X | X | X | X | X | |
| 38520 | 661 | BCBS Of SC Inc | BCBS of SC Grp | SC | X | X | X | X | | |
| 54003 | 671 | BCBS of WI | Elevance Hlth Inc Grp | WI | X | X | X | X | | |
| 55026 | 461 | BCBSM Inc | BCBS OF MN GRP | MN | X | X | X | X | X | |
| 38245 | 23 | BCS Ins Co | BCS INS GRP | OH | P | X | | X | X | |
| 71714 | 429 | Berkshire Life Ins Co of Amer | GUARDIAN LIFE GRP | MA | L | X | X | X | | |
| 61557 | 2798 | Blue Shield of CA Life & Hlth Ins Co | Blue Shield of CA Grp | CA | L | X | X | X | | |
| 87726 | 4932 | BrightHouse Life Ins Co | BrightHouse Holdings Grp | DE | L | X | X | X | X | X |
| 47058 | 380 | Carefirst of MD Inc | CAREFIRST INC GRP | MD | X | X | X | X | X | |
| 57487 | | Catholic Order Of Foresters | | IL | L | X | X | X | | |
| 61751 | 690 | Central States H & L Co Of Omaha | CENTRAL STATES GRP | NE | L | X | X | X | | |
| 61859 | 574 | Christian Fidelity Life Ins Co | AMERCO CORP GRP | TX | L | X | X | X | | |
| 62626 | 306 | CMFG Life Ins Co | CUNA MUT GRP | IA | L | X | X | X | | |
| 62049 | 565 | Colonial Life & Accident Ins Co | UNUM GRP | SC | L | X | X | X | | |
| 62065 | 233 | Colonial Penn Life Ins Co | CNO Financial Grp | PA | L | X | X | X | | |
| 62146 | 626 | Combined Ins Co Of Amer | Chubb Ltd Grp | IL | L | X | X | X | | |
| 78697 | 626 | Combined Life Ins Co Of NY | Chubb Ltd Grp | NY | L | X | X | X | | |
| 62308 | 901 | Connecticut Gen Life Ins Co | CIGNA HLTH GRP | CT | L | X | | X | X | |
| 20443 | 218 | Continental Cas Co | CNA INS GRP | IL | P | X | X | X | X | |

CAUTION: The information contained on this page is unaudited and not a complete analysis nor is it an expression of opinion on any insurer.
This page may contain inadvertent errors.

2021 LONG-TERM CARE INSURANCE EXPERIENCE REPORTS

Index of companies

| Company Code | Group Code | Company Name | Group Name | State of Domicile | Business Type | Form 1 | Form 2 | Form 3 | Form 4 | Form 5 |
|--------------|------------|--------------------------------------|----------------------------|-------------------|---------------|--------|--------|--------|--------|--------|
| 71404 | | Continental Gen Ins Co | | TX | L | X | X | X | X | |
| 68500 | 1 | Continental Life Ins Co Brentwood | CVS GRP | TN | L | X | X | X | | |
| 11860 | 4902 | Copic Ins Co | COPIC Grp | CO | P | X | X | X | X | |
| 62553 | 50 | Country Life Ins Co | Country Ins & Fin Serv Grp | IL | L | X | X | X | | |
| 71129 | 917 | Dearborn Life Ins Co | HCSC GRP | IL | L | X | X | X | X | |
| 62944 | 4965 | Equitable Financial Life Ins Co | Equitable Holdings Inc Grp | NY | L | X | | | | |
| 60186 | 5014 | Everlake Life Ins Co | Everlake Holdings Grp | IL | L | X | X | X | X | |
| 63177 | 212 | Farmers New World Life Ins Co | ZURICH INS GRP | WA | L | X | X | X | | |
| 67652 | 20 | First Penn Pacific Life Ins Co | LINCOLN NATL GRP | IN | L | X | X | X | | X |
| 64297 | 565 | First Unum Life Ins Co | UNUM GRP | NY | L | X | X | X | | |
| 38962 | 31 | Genesis Ins Co | BERKSHIRE HATHAWAY GRP | DE | P | X | X | X | X | |
| 65536 | 4011 | Genworth Life & Ann Ins Co | Genworth Fin Grp | VA | L | X | X | X | | |
| 70025 | 4011 | Genworth Life Ins Co | Genworth Fin Grp | DE | L | X | X | X | X | X |
| 72990 | 4011 | Genworth Life Ins Co of NY | Genworth Fin Grp | NY | L | X | X | X | X | X |
| 70939 | 836 | Gerber Life Ins Co | WEST SOUTHERN GRP | NY | L | X | X | X | | |
| 74101 | 290 | Globe Life Ins Co of NY | Globe Life Inc Grp | NY | L | X | X | X | | |
| 62286 | 707 | Golden Rule Ins Co | UNITEDHEALTH GRP | IN | L | X | X | X | | |
| 63312 | 435 | Great Amer Life Ins Co | MASS MUT LIFE INS GRP | OH | L | X | X | X | X | |
| 53007 | 380 | Group Hospitalization & Med Svcs | CAREFIRST INC GRP | DC | X | X | X | X | X | |
| 64211 | 687 | Guarantee Trust Life Ins Co | GUARANTEE TRUST GRP | IL | L | X | X | X | | |
| 64238 | 4925 | Guaranty Income Life Ins Co | Kuvare Grp | IA | L | | | | | X |
| 70670 | 917 | Health Care Serv Corp A Mut Legal Re | HCSC GRP | IL | X | X | X | X | X | |
| 78972 | 671 | Healthy Alliance Life Ins Co | Elevance Hlth Inc Grp | MO | X | X | X | X | | |
| 53287 | 812 | Highmark BCBSD Inc | HIGHMARK GRP | DE | X | X | X | X | | |
| 35599 | 812 | Highmark Cas Ins Co | HIGHMARK GRP | PA | P | X | X | X | | |
| 54771 | 812 | Highmark Inc | HIGHMARK GRP | PA | X | X | X | X | X | |
| 93440 | 812 | HM Life Ins Co | HIGHMARK GRP | PA | L | X | | X | X | |

CAUTION: The information contained on this page is unaudited and not a complete analysis nor is it an expression of opinion on any insurer. This page may contain inadvertent errors.

2021 LONG-TERM CARE INSURANCE EXPERIENCE REPORTS

Index of companies

| Company Code | Group Code | Company Name | Group Name | State of Domicile | Business Type | Form 1 | Form 2 | Form 3 | Form 4 | Form 5 |
|--------------|------------|------------------------------------|--------------------------------|-------------------|---------------|--------|--------|--------|--------|--------|
| 54704 | 936 | Independence Hospital Ind Plan Inc | Independence Hlth Grp Inc Grp | PA | X | X | X | X | | |
| 65056 | 918 | Jackson Natl Life Ins Co | JACKSON NATL GRP | MI | L | X | X | X | | |
| 65080 | 19 | John Alden Life Ins Co | Assurant Inc Grp | WI | L | X | X | X | | |
| 93610 | 904 | John Hancock Life & Hlth Ins Co | JOHN HANCOCK GRP | MA | L | X | X | X | X | |
| 65838 | 904 | John Hancock Life Ins Co USA | JOHN HANCOCK GRP | MI | L | X | X | X | X | X |
| 95672 | 601 | Kaiser Foundation Hlth Plan of WA | KAISER FOUNDATION GRP | WA | X | X | X | X | | |
| 58033 | | Knights Of Columbus | | CT | L | X | X | X | | |
| 65242 | 836 | Lafayette Life Ins Co | WEST SOUTHERN GRP | OH | L | X | X | X | | |
| 77720 | 572 | LifeSecure Ins Co | BCBS OF MI GRP | MI | L | X | X | X | X | |
| 65595 | 4925 | Lincoln Benefit Life Co | Kuvare Grp | NE | L | X | X | X | | |
| 62057 | 20 | Lincoln Life & Ann Co of NY | LINCOLN NATL GRP | NY | L | | | | | X |
| 65676 | 20 | Lincoln Natl Life Ins Co | LINCOLN NATL GRP | IN | L | X | X | X | X | X |
| 81200 | 438 | Louisiana Hlth Serv & Ind Co | LOUISIANA HLTH SERV GRP | LA | X | X | X | X | | |
| 65722 | 901 | Loyal Amer Life Ins Co | CIGNA HLTH GRP | OH | L | X | X | X | | |
| 65781 | 450 | Madison Natl Life Ins Co Inc | GENEVE HOLDINGS INC GRP | WI | L | X | X | X | | |
| 67083 | 435 | Manhattan Natl Life Ins Co | MASS MUT LIFE INS GRP | OH | L | X | X | X | | |
| 61883 | 1117 | ManhattanLife Ins & Ann Co | Manhattan Life Grp | TX | L | X | X | X | | |
| 65935 | 435 | Massachusetts Mut Life Ins Co | MASS MUT LIFE INS GRP | MA | L | X | X | X | | X |
| 69515 | 1186 | Medamerica Ins Co | Lifetime HlthCare Grp | PA | L | X | X | X | X | |
| 12967 | 1186 | MedAmerica Ins Co of FL | Lifetime HlthCare Grp | FL | L | X | X | X | X | |
| 83437 | 1186 | MedAmerica Ins Co of NY | Lifetime HlthCare Grp | NY | L | X | X | X | X | |
| 31119 | 3527 | Medico Ins Co | American Enterprise Mut Grp | IA | L | X | X | X | | |
| 65978 | 241 | Metropolitan Life Ins Co | METROPOLITAN GRP | NY | L | X | X | X | X | |
| 66087 | 707 | Mid West Natl Life Ins Co Of TN | UNITEDHEALTH GRP | TX | L | X | X | X | | |
| 66168 | 869 | Minnesota Life Ins Co | MINNESOTA MUT GRP | MN | L | X | X | X | X | |
| 66370 | 458 | Mony Life Ins Co | Dai-ichi Life Holdings Inc Grp | NY | L | X | | | X | |
| 71412 | 261 | Mutual Of Omaha Ins Co | MUTUAL OF OMAHA GRP | NE | L | X | X | X | X | |

CAUTION: The information contained on this page is unaudited and not a complete analysis nor is it an expression of opinion on any insurer.
This page may contain inadvertent errors.

2021 LONG-TERM CARE INSURANCE EXPERIENCE REPORTS

Index of companies

| Company Code | Group Code | Company Name | Group Name | State of Domicile | Business Type | Form 1 | Form 2 | Form 3 | Form 4 | Form 5 |
|--------------|------------|--------------------------------------|--------------------------------|-------------------|---------------|--------|--------|--------|--------|--------|
| 93734 | 4736 | Nassau Life & Ann Co | GGC Grp | CT | L | X | X | X | | |
| 68284 | 4736 | Nassau Life Ins Co of KS | GGC Grp | KS | L | X | X | X | | |
| 66583 | 1211 | National Guardian Life Ins Co | NATIONAL GUARDIAN LIFE INS GRP | WI | L | X | X | | | |
| 66680 | 634 | National Life Ins Co | National Life GRP | VT | L | | | | | X |
| 78743 | 520 | New Era Life Ins Co | NEW ERA LIFE GRP | TX | L | X | X | | X | |
| 91596 | 826 | New York Life Ins & Ann Corp | NEW YORK LIFE GRP | DE | L | | | | | X |
| 66915 | 826 | New York Life Ins Co | NEW YORK LIFE GRP | NY | L | X | X | X | X | |
| 69000 | 860 | Northwestern Long Term Care Ins Co | NORTHWESTERN MUT GRP | WI | L | X | X | X | | |
| 67091 | 860 | Northwestern Mut Life Ins Co | NORTHWESTERN MUT GRP | WI | L | X | | | | |
| 68446 | 4988 | Oceanview Life & Annuity Co | Bayview Asset Management Grp | CO | L | | | X | | |
| 67199 | 588 | Old Amer Ins Co | KANSAS CITY LIFE INS GRP | MO | L | X | X | X | | |
| 56383 | | Order of United Commercial Travelers | | OH | L | X | X | X | | |
| 32069 | 1309 | Patriot Ins Co | FRANKENMUTH GRP | ME | P | X | X | X | | |
| 67628 | 153 | Pekin Life Ins Co | PEKIN INS GRP | IL | L | X | X | X | | |
| 67784 | 520 | Philadelphia Amer Life Ins Co | NEW ERA LIFE GRP | TX | L | X | X | | X | |
| 80578 | 367 | Physicians Mut Ins Co | PHYSICIANS MUT GRP | NE | L | X | X | X | | |
| 47570 | 962 | Prmera Blue Cross | PREMERA BLUE CROSS GRP | WA | X | X | X | X | X | |
| 65919 | 4750 | Primerica Life Ins Co | Primerica Grp | TN | L | X | X | X | | |
| 61271 | 332 | Principal Life Ins Co | PRINCIPAL FIN GRP | IA | L | X | X | X | X | |
| 68195 | 565 | Provident Life & Accident Ins Co | UNUM GRP | TN | L | X | X | X | | X |
| 68209 | 565 | Provident Life & Cas Ins Co | UNUM GRP | TN | L | X | | X | | |
| 68241 | 304 | Prudential Ins Co Of Amer | PRUDENTIAL OF AMER GRP | NJ | L | X | X | X | X | |
| 54933 | 1207 | Regence BCBS of OR | Cambia Health Solutions Inc | OR | X | X | X | X | | |
| 54550 | 1207 | Regence BCBS of UT | Cambia Health Solutions Inc | UT | X | X | X | X | X | |
| 60131 | 1207 | Regence Blueshield Of ID Inc | Cambia Health Solutions Inc | ID | X | X | X | X | | |
| 67105 | 4832 | Reliastar Life Ins Co | Voya Financial Grp | MN | L | X | X | X | X | |
| 93572 | 4639 | RGA Reins Co | RGA Inc Grp | MO | L | X | | X | | |

CAUTION: The information contained on this page is unaudited and not a complete analysis nor is it an expression of opinion on any insurer. This page may contain inadvertent errors.

2021 LONG-TERM CARE INSURANCE EXPERIENCE REPORTS

Index of companies

| Company Code | Group Code | Company Name | Group Name | State of Domicile | Business Type | Form 1 | Form 2 | Form 3 | Form 4 | Form 5 |
|--------------|------------|------------------------------------|--------------------------------|-------------------|---------------|--------|--------|--------|--------|--------|
| 65005 | 4 | RiverSource Life Ins Co | Ameriprise Fin Grp | MN | L | X | X | X | X | X |
| 80594 | 4 | Riversource Life Ins Co Of NY | Ameriprise Fin Grp | NY | L | X | X | X | | |
| 60445 | | Sagicor Life Ins Co | | TX | L | X | X | X | X | |
| 64688 | 749 | SCOR Global Life Amer Reins Co | SCOR GRP | DE | L | X | | | | |
| 24988 | 169 | Sentry Ins Co | SENTRY INS GRP | WI | P | X | | X | X | |
| 68810 | 169 | Sentry Life Ins Co | SENTRY INS GRP | WI | L | X | | X | X | |
| 62952 | 4888 | SILAC Ins Co | Sterling Financial Ins Grp Inc | UT | L | X | X | X | | |
| 68896 | | Southern Farm Bureau Life Ins Co | | MS | L | X | X | X | | |
| 86355 | 408 | Standard Life & Accident Ins Co | AMERICAN NATL FIN GRP | TX | L | X | X | X | X | |
| 25178 | 176 | State Farm Mut Auto Ins Co | STATE FARM GRP | IL | P | X | X | X | | |
| 69116 | 619 | State Life Ins Co | OneAmerica Fin Partners Grp | IN | L | X | X | X | | |
| 69132 | | State Mut Ins Co | | GA | L | X | X | X | | X |
| 77399 | 901 | Sterling Life Ins Co | CIGNA HLTH GRP | IL | L | X | X | X | | |
| 88072 | 4926 | Talcott Resolution Life Ins Co | Talcott Holdings Grp | CT | L | X | X | X | X | |
| 69345 | 1216 | Teachers Ins & Ann Assoc Of Amer | TIAA FAMILY GRP | NY | L | X | X | X | X | |
| 76236 | 244 | The Cincinnati Life Ins Co | CINCINNATI FIN GRP | OH | L | X | X | X | | |
| 56014 | | Thrivent Financial For Lutherans | | WI | L | X | X | X | | |
| 60142 | 1216 | TIAA Cref Life Ins Co | TIAA FAMILY GRP | NY | L | X | X | X | | |
| 70688 | 468 | Transamerica Financial Life Ins Co | Aegon US Holding Grp | NY | L | X | X | X | | |
| 86231 | 468 | Transamerica Life Ins Co | Aegon US Holding Grp | IA | L | X | X | X | X | |
| 61425 | 276 | Trustmark Ins Co | Trustmark Mut Holding Co GRP | IL | L | X | X | X | X | |
| 80314 | 671 | Unicare Life & Hlth Ins Co | Elevance Hlth Inc Grp | IN | L | X | X | X | | |
| 69744 | 781 | Union Labor Life Ins Co | UNION LABOR GRP | MD | L | X | X | X | | |
| 70408 | 306 | Union Security Ins Co | CUNA MUT GRP | KS | L | X | X | X | | |
| 81477 | 19 | Union Security Life Ins Co of NY | Assurant Inc Grp | NY | L | X | X | X | | |
| 92916 | 290 | United Amer Ins Co | Globe Life Inc Grp | NE | L | X | X | X | | |
| 92703 | 687 | United Natl Life Ins Co Of Amer | GUARANTEE TRUST GRP | IL | L | X | X | X | | |

CAUTION: The information contained on this page is unaudited and not a complete analysis nor is it an expression of opinion on any insurer. This page may contain inadvertent errors.

2021 LONG-TERM CARE INSURANCE EXPERIENCE REPORTS

Index of companies

| Company Code | Group Code | Company Name | Group Name | State of Domicile | Business Type | Form 1 | Form 2 | Form 3 | Form 4 | Form 5 |
|--------------|------------|--------------------------------------|--------------------------------|-------------------|---------------|--------|--------|--------|--------|--------|
| 69868 | 261 | United Of Omaha Life Ins Co | MUTUAL OF OMAHA GRP | NE | L | X | X | X | | X |
| 42129 | | United Security Assur Co Of PA | | PA | L | X | X | X | X | |
| 70106 | 12 | United States Life Ins Co in the Cit | AMERICAN INTL GRP | NY | L | X | X | X | | |
| 79413 | 707 | UnitedHealthcare Ins Co | UNITEDHEALTH GRP | CT | L | X | X | | X | |
| 62235 | 565 | Unum Life Ins Co Of Amer | UNUM GRP | ME | L | X | X | X | | |
| 80802 | 549 | US Br Sun Life Assur Co of Canada | Sun Life Financial Inc Grp | MI | L | X | | | | |
| 81531 | 570 | UTIC Ins Co | BCBS OF AL GRP | AL | L | X | | | | |
| 86509 | 4832 | Voya Retirement Ins & Ann Co | Voya Financial Grp | CT | L | X | X | X | | |
| 70319 | 233 | Washington Natl Ins Co | CNO Financial Grp | IN | L | X | X | X | X | |
| 72273 | 4939 | Wea Ins Corp | WEA Grp | WI | L | X | X | X | X | |
| 70335 | 458 | West Coast Life Ins Co | Dai-ichi Life Holdings Inc Grp | NE | L | X | X | | | |
| 30155 | 4985 | Wilmington Ins Co | Gearson Partners Holdings Grp | DE | P | X | X | X | | |
| 66133 | 4213 | Wilton Reassur Co | Wilton Re Grp | MN | L | X | | | | |
| 57320 | | Woodmen World Life Ins Soc | | NE | L | X | X | X | | |

CAUTION: The information contained on this page is unaudited and not a complete analysis nor is it an expression of opinion on any insurer. This page may contain inadvertent errors.