

2022 Market Share Reports  
For the Top 125 Accident and  
Health Insurance Groups and  
Companies by State and  
Countrywide

---

**2023**

*The NAIC is the authoritative source for insurance industry information. Our expert solutions support the efforts of regulators, insurers and researchers by providing detailed and comprehensive insurance information. The NAIC offers a wide range of publications in the following categories:*

**Accounting & Reporting**

Information about statutory accounting principles and the procedures necessary for filing financial annual statements and conducting risk-based capital calculations.

**Consumer Information**

Important answers to common questions about auto, home, health and life insurance — as well as buyer's guides on annuities, long-term care insurance and Medicare supplement plans.

**Financial Regulation**

Useful handbooks, compliance guides and reports on financial analysis, company licensing, state audit requirements and receiverships.

**Legal**

Comprehensive collection of NAIC model laws, regulations and guidelines; state laws on insurance topics; and other regulatory guidance on antifraud and consumer privacy.

**Market Regulation**

Regulatory and industry guidance on market-related issues, including antifraud, product filing requirements, producer licensing and market analysis.

**NAIC Activities**

NAIC member directories, in-depth reporting of state regulatory activities and official historical records of NAIC national meetings and other activities.

**Special Studies**

Studies, reports, handbooks and regulatory research conducted by NAIC members on a variety of insurance related topics.

**Statistical Reports**

Valuable and in-demand insurance industry-wide statistical data for various lines of business, including auto, home, health and life insurance.

**Supplementary Products**

Guidance manuals, handbooks, surveys and research on a wide variety of issues.

**Capital Markets & Investment Analysis**

Information regarding portfolio values and procedures for complying with NAIC reporting requirements.

**White Papers**

Relevant studies, guidance and NAIC policy positions on a variety of insurance topics.

**For more information about NAIC  
publications, visit us at:**

[http://www.naic.org//prod\\_serv\\_home.htm](http://www.naic.org//prod_serv_home.htm)

© 2023 National Association of Insurance Commissioners. All rights reserved.

ISBN: 978-1-64179-312-4

Printed in the United States of America

No part of this book may be reproduced, stored in a retrieval system, or transmitted in any form or by any means, electronic or mechanical, including photocopying, recording, or any storage or retrieval system, without written permission from the NAIC.

NAIC Executive Office  
444 North Capitol Street, NW  
Suite 700  
Washington, DC 20001  
202.471.3990

NAIC Central Office  
1100 Walnut Street  
Suite 1500  
Kansas City, MO 64106  
816.842.3600

NAIC Capital Markets  
& Investment Analysis Office  
One New York Plaza, Suite 4210  
New York, NY 10004  
212.398.9000

**2022 Market Share Reports for the Top 125  
Accident and Health Insurance Groups and Companies  
by State and Countrywide**

**TABLE OF CONTENTS**

<b>Introduction .....</b>	<b>1</b>
<b>Accident and Health Market Share Report Applications .....</b>	<b>2</b>
<b>Ten-Year Premium Comparison Chart and Graphs.....</b>	<b>3</b>
<b>Combined Accident and Health Insurance Market Share Reports .....</b>	<b>7</b>
<b>Technical Notes .....</b>	<b>125</b>
<b>Index of Insurer Groups and Companies .....</b>	<b>130</b>

## INTRODUCTION

These *2022 Market Share Reports for the Top 125 Accident and Health Insurance Groups and Companies by State and Countrywide* are intended to make market share information more readily available. Data from groups and companies filing the property/casualty (P/C), life/health, and health annual statements are combined so that the accident and health (A&H) insurance market can be seen in its entirety.

The report also includes several charts and graphs to allow for premium trending. The direct premium data reported in this publication are taken from page 19 of the NAIC P/C annual statement, page 24 of the NAIC life/health annual statement, and page 38 of the NAIC health annual statement. Direct written premium includes premium data obtained via the California Department of Managed Health Care (DMHC).

The column labeled “Business Type” indicates whether the group/company has filed a life/health annual statement (L), a P/C annual statement (P), or a health annual statement (H), or whether the data was received from the California DMHC. The companies within a group may file on various annual statement types, so all statement types used by companies within the group are shown in this column.

Insurance groups are made up of insurance companies that are related by ownership. The market share reports show data by group for those insurers that are a member of a group. This allows the report to more accurately reflect the number of distinct entities that are competing against one another for business in the market. An index listing the individual insurers within a group is included at the end of the report. Insurers merge, change names, and buy and sell companies; however, the index gives a “snapshot” view of group structures as filed with the NAIC as of July 24, 2023 (the date this report was generated).

Please send any questions regarding this report to [researchrequest@naic.org](mailto:researchrequest@naic.org). Links to this report or other NAIC reports can be found on the NAIC website at: [NAIC Publications](#).

## ACCIDENT AND HEALTH MARKET SHARE REPORT APPLICATIONS

The Accident and Health Market Share Report will help a user:

- ✓ Assess an insurer's competitive position
- ✓ Create benchmarks to compare companies
- ✓ Identify the top writers
- ✓ Analyze the overall size of the market
- ✓ Identify premium volume trends
- ✓ Evaluate market penetration potential
- ✓ Evaluate post-merger market implications

The Accident and Health Market Share Report provides fundamental market information that can be used by state insurance regulators, insurers, and others interested in analyzing the insurance industry. This report gives users an understanding of the overall size of the market by providing data at a state and national level. Included in this report are several charts and graphs that illustrate premium growth over the past 10 years. These charts can be used to identify nationwide premium volume trends. This is pertinent information for anyone attempting to evaluate an insurer's market penetration or growth potential.

The Accident and Health Market Share Report serves as an important tool for state insurance regulators and can help them identify the top A&H writers in their jurisdiction. Knowing this allows them to quickly and effectively target insurance department resources. This is important when responding to market or financial conditions in their jurisdiction. Many states have antitrust laws that prevent insurers from merging or combining with other insurers if the post-merger impact stifles competition within the state. State insurance regulators can assess any proposed merger transaction by evaluating the combined market share percentage of the participating insurers.

The data contained in this report can be used for financial or market analysis. Significant changes in an insurer's market share ranking can be an indication of competitiveness, financial or market health, or structural changes. For instance, steady market share growth allows an insurer to gain greater economies of scale and retain more in its bottom line. However, rapid market share increases can indicate that an insurer is growing too fast and should be examined for solvency stability and rate inadequacy. Rapid market share increases could also be the result of a merger. In contrast, rapid market decreases could indicate that the insurer is reducing its exposure, has ceased writing due to financial difficulty, or is encountering market conduct issues.

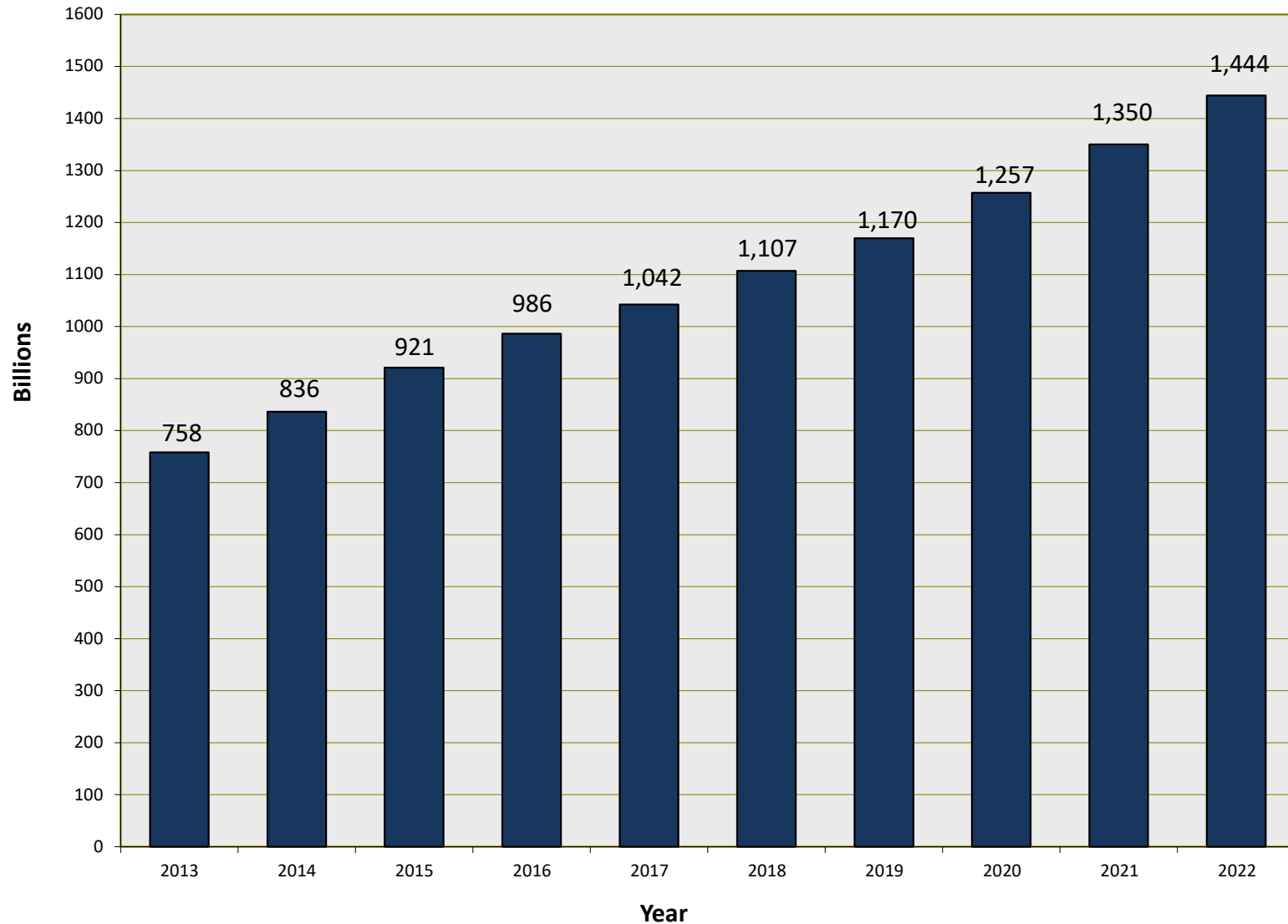
Using this report allows insurers to identify their competitors and comparative market share. This allows insurers to easily assess their competitive position and assist in establishing strategic objectives, such as premium growth goals or benchmark targets.

# **Ten-Year Premium Comparison Chart and Graphs**

**NATIONAL ASSOCIATION OF INSURANCE COMMISSIONERS  
2022 ACCIDENT AND HEALTH INSURANCE INDUSTRY  
PROPERTY/CASUALTY, LIFE/HEALTH, AND HEALTH INSURERS**

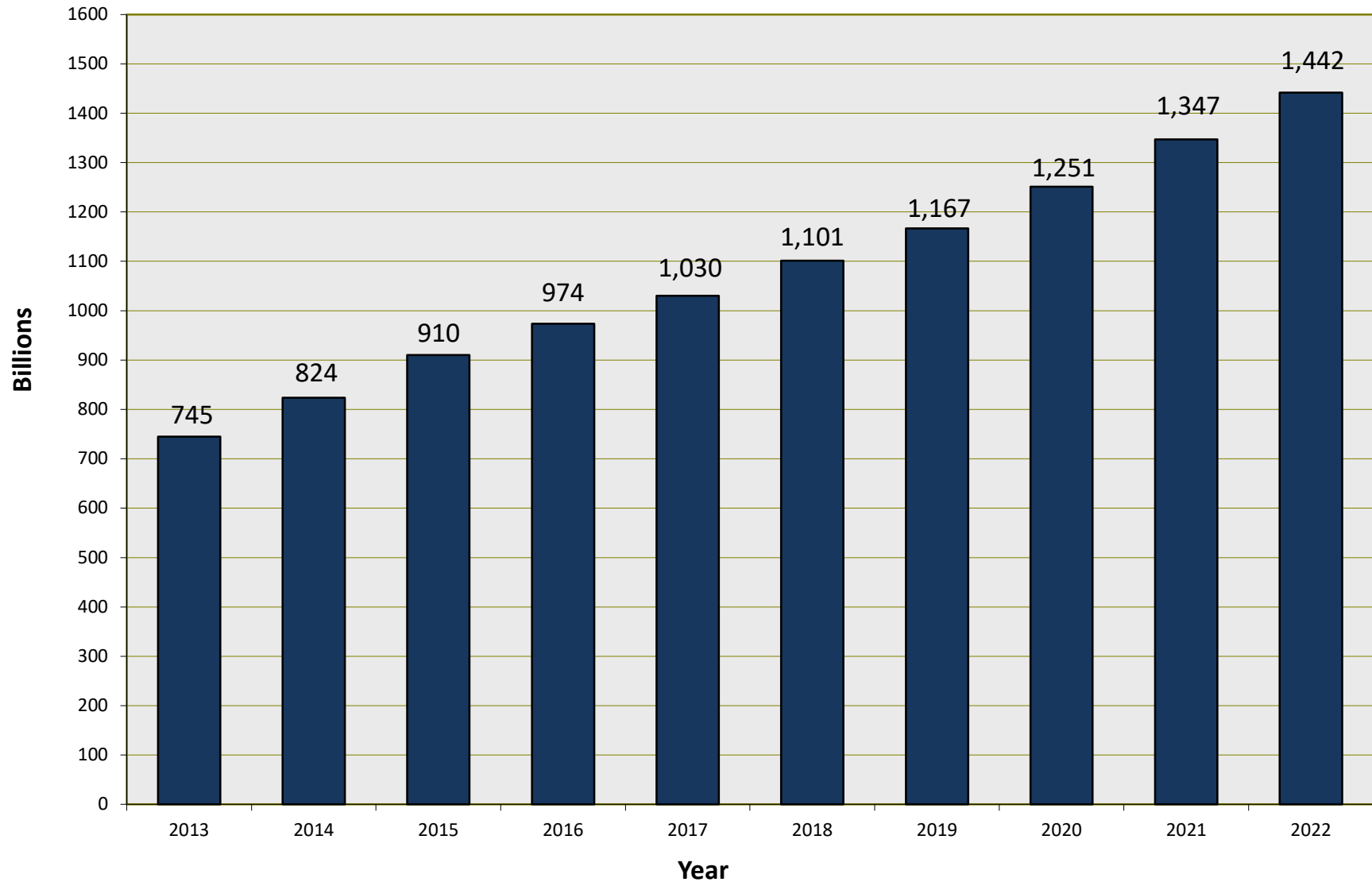
Year	States and U.S. Territories	Aggregate Other Alien and Canada	Total States, U.S. Territories, Aggregate Other Alien and Canada
2013	744,653,086,410	12,930,793,602	757,583,880,012
2014	824,321,580,320	11,861,962,997	836,183,543,317
2015	910,497,346,024	10,996,947,190	921,494,293,214
2016	973,559,455,586	12,125,289,938	985,684,745,524
2017	1,029,918,282,479	12,372,927,427	1,042,291,209,906
2018	1,101,324,253,219	5,840,079,616	1,107,164,332,835
2019	1,167,003,376,377	2,974,185,330	1,169,977,561,707
2020	1,250,902,234,895	6,393,965,286	1,257,296,200,181
2021	1,346,716,027,861	3,169,024,867	1,349,885,052,728
2022	1,441,915,491,083	1,665,076,591	1,443,580,567,674

## Accident and Health Insurance Industry Total States, U.S. Territories, Aggregate Other Alien and Canada 2013-2022 Total Direct Written Premium





# Accident and Health Insurance Industry States and U.S. Territories Only 2013-2022 Total Direct Written Premium



# **Combined Accident and Health Insurance Market Share Reports**

**As Reported on Property/Casualty, Life/Health,  
and Health Annual Statements**

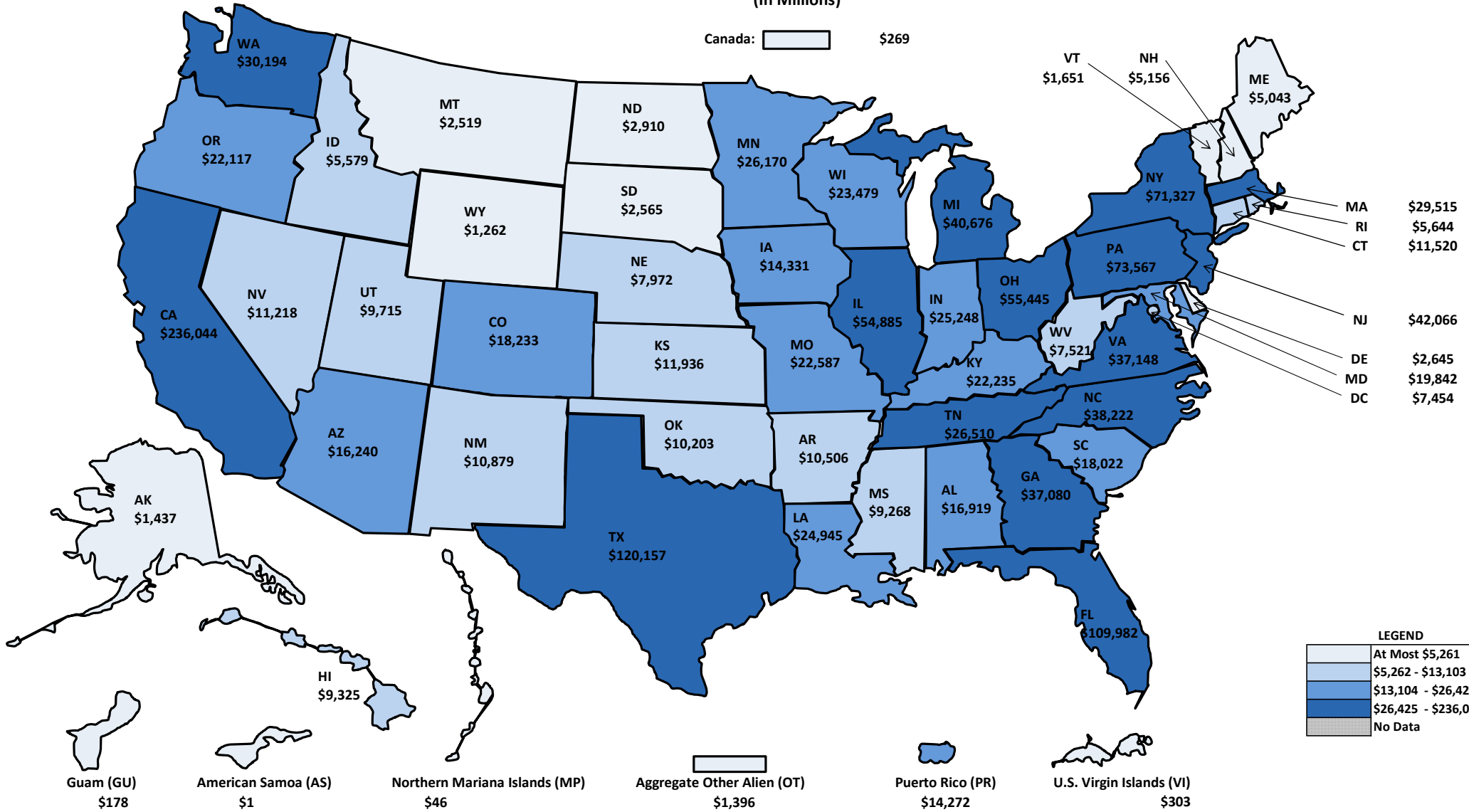
# Accident and Health Insurance Industry Aggregates

## 2022 Direct Written Premium by State






By State and U.S. Territory Totals

(In Millions)

Canada:  \$269



**LEGEND**

	At Most \$5,261
	\$5,262 - \$13,103
	\$13,104 - \$26,424
	\$26,425 - \$236,045
	No Data

Minimum	1st Quartile	2nd Quartile	3rd Quartile	Maximum
\$1	\$5,262	\$13,104	\$26,425	\$236,044

**ACCIDENT and HEALTH INSURANCE INDUSTRY  
PROPERTY/CASUALTY, LIFE/HEALTH and HEALTH INSURERS  
2022 MARKET SHARE REPORT - TOTAL PREMIUM**

States, U.S. Territories, Canada, Aggregate Other Alien

Rank	Business Type	Group/ Company Code	Group/Company Name	Direct Written Premium	Market Share	Cumulative Market Share
1	L H CA	707	UNITEDHEALTH GRP	221,417,964,413	15.34%	15.34 %
2	L H CA	671	ELEVANCE HLTH INC GRP	103,406,268,396	7.16%	22.50 %
3	L H	1295	CENTENE CORP GRP	96,376,541,583	6.68%	29.18 %
4	H CA	601	KAISER FOUNDATION GRP	89,205,836,475	6.18%	35.36 %
5	L H	119	HUMANA GRP	86,976,420,415	6.03%	41.38 %
6	L H CA	1	CVS GRP	84,066,943,183	5.82%	47.21 %
7	L H	917	HCSC GRP	51,006,939,795	3.53%	50.74 %
8	L H CA	901	CIGNA HLTH GRP	34,467,129,915	2.39%	53.13 %
9	L H CA	1531	MOLINA HEALTHCARE INC GRP	28,785,031,773	1.99%	55.12 %
10	L H	536	GUIDEWELL MUT HOLDING GRP	26,523,439,695	1.84%	56.96 %
11	H	936	INDEPENDENCE HLTH GRP INC GRP	25,434,943,615	1.76%	58.72 %
12	CA		CALIFORNIA PHYSICIANS' SERVICE	20,211,308,000	1.40%	60.12 %
13	L H CA	812	HIGHMARK GRP	18,994,476,950	1.32%	61.44 %
14	CA		BLUE CROSS OF CALIFORNIA	16,621,689,000	1.15%	62.59 %
15	L H	572	BCBS OF MI GRP	15,983,163,811	1.11%	63.69 %
16	H	1202	BCBS OF NJ GRP	15,973,828,951	1.11%	64.80 %
17	H	3683	CARESOURCE GRP	13,394,193,616	0.93%	65.73 %
18	H	1324	UPMC HLTH SYSTEM GRP	12,987,721,514	0.90%	66.63 %
19	H	758	BCBS OF NC GRP	11,340,204,964	0.79%	67.41 %
20	H	380	CAREFIRST INC GRP	10,045,414,034	0.70%	68.11 %
21	L H CA	241	METROPOLITAN GRP	9,923,554,786	0.69%	68.80 %
22	H	4742	POINT32HEALTH INC GRP	9,122,176,090	0.63%	69.43 %
23	CA		HEALTH NET OF CALIFORNIA, INC.	9,089,289,748	0.63%	70.06 %
24	CA		LOCAL INITIATIVE HEALTH AUTHORITY FO	8,821,232,945	0.61%	70.67 %
25	H	3637	BCBS OF MA GRP	8,690,324,590	0.60%	71.27 %
26	H	3498	BCBS OF TN GRP	8,265,802,061	0.57%	71.84 %
27	H	1127	EMBLEM HLTH GRP	8,122,637,450	0.56%	72.41 %
28	H	461	BCBS OF MN GRP	7,680,287,879	0.53%	72.94 %
29	L H	570	BCBS OF AL GRP	7,639,579,408	0.53%	73.47 %
30	CA		HEALTH NET COMMUNITY SOLUTIONS, INC.	7,560,342,640	0.52%	73.99 %
31	CA		UHC OF CALIFORNIA	6,991,593,000	0.48%	74.48 %
32	H	1207	CAMBIA HEALTH SOLUTIONS INC	6,826,887,967	0.47%	74.95 %
33	L	565	UNUM GRP	6,632,554,938	0.46%	75.41 %
34	L H	1186	LIFETIME HLTHCARE GRP	6,603,182,120	0.46%	75.87 %
35	CA		INLAND EMPIRE HEALTH PLAN	6,372,173,210	0.44%	76.31 %
36	H	4380	UCARE GRP	6,135,643,928	0.43%	76.73 %
37	H	3383	COREWELL HLTH GRP	6,134,567,306	0.42%	77.16 %
38	L H	661	BCBS OF SC GRP	5,988,974,782	0.41%	77.57 %
39	H	1552	MEDICA GRP	5,862,442,369	0.41%	77.98 %
40	L H	261	MUTUAL OF OMAHA GRP	5,496,000,122	0.38%	78.36 %
41	L	370	AFLAC GRP	5,087,884,618	0.35%	78.71 %
42	H	4778	HEALTHFIRST INC GRP	4,959,002,816	0.34%	79.06 %
43	L H	429	GUARDIAN LIFE GRP	4,896,324,589	0.34%	79.39 %
44	H	4818	OSCAR HEALTH INC GRP	4,877,844,436	0.34%	79.73 %
45	L H	549	SUN LIFE FINANCIAL INC GRP	4,766,221,991	0.33%	80.06 %
46	H	962	PREMERA BLUE CROSS GRP	4,646,949,441	0.32%	80.38 %
47	H	438	LOUISIANA HLTH SERV GRP	4,505,895,821	0.31%	80.70 %
48	H	1258	HEALTHPARTNERS GRP	4,441,551,211	0.31%	81.00 %
49	H	770	WELLMARK INC GRP	4,313,498,662	0.30%	81.30 %
50	CA		SCAN HEALTH PLAN	4,292,755,000	0.30%	81.60 %
51	CA		ORANGE COUNTY HEALTH AUTHORITY	4,227,258,730	0.29%	81.89 %
52	H	1183	SENTARA HLTH MGMT GRP	4,169,881,650	0.29%	82.18 %
53	H	880	IHC INC GRP	4,089,247,039	0.28%	82.47 %
54	H	481	PRESBYTERIAN HLTHCARE SERV GRP	4,088,444,784	0.28%	82.75 %
55	H	49948	HAWAII MEDICAL SERV ASSN	4,052,525,741	0.28%	83.03 %
56	H	4887	BRIGHT HLTH GRP	4,050,059,106	0.28%	83.31 %
57	H	1198	MVP GRP	3,786,913,632	0.26%	83.57 %
58	CA		OPTUM HEALTH PLAN OF CALIFORNIA	3,727,848,195	0.26%	83.83 %
59	CA		HERITAGE PROVIDER NETWORK, INC.	3,667,111,770	0.25%	84.08 %
60	L	91	HARTFORD FIRE & CAS GRP	3,632,423,473	0.25%	84.34 %
61	H	4704	PACIFICSOURCE HLTH PLAN GRP	3,477,128,286	0.24%	84.58 %
62	H	1143	GEISINGER INS GRP	3,463,877,162	0.24%	84.82 %
63	L	826	NEW YORK LIFE GRP	3,451,496,300	0.24%	85.06 %
64	L H	730	MEDICAL MUT OF OH GRP	3,312,984,752	0.23%	85.29 %

**ACCIDENT and HEALTH INSURANCE INDUSTRY  
PROPERTY/CASUALTY, LIFE/HEALTH and HEALTH INSURERS  
2022 MARKET SHARE REPORT - TOTAL PREMIUM**

States, U.S. Territories, Canada, Aggregate Other Alien

Rank	Business Type	Group/ Company Code	Group/Company Name	Direct Written Premium	Market Share	Cumulative Market Share
65	CA		PARTNERSHIP HEALTHPLAN OF CALIFORNIA	3,285,782,331	0.23%	85.51 %
66	L H	876	ARKANSAS BCBS GRP	3,259,603,939	0.23%	85.74 %
67	L	20	LINCOLN NATL GRP	3,222,835,354	0.22%	85.96 %
68	L	3098	TOKIO MARINE HOLDINGS INC GRP	3,222,433,078	0.22%	86.19 %
69	H	4700	MCLAREN HLTH GRP	3,099,048,002	0.21%	86.40 %
70	H	13203	BOSTON MEDICAL CENTER HLTH PLAN INC	3,057,114,114	0.21%	86.61 %
71	H	95329	TEXAS CHILDRENS HLTH PLAN INC	3,056,168,339	0.21%	86.82 %
72	CA		DELTA DENTAL OF CALIFORNIA	2,998,090,000	0.21%	87.03 %
73	CA		BLUE CROSS OF CALIFORNIA PARTNERSHIP	2,957,071,000	0.20%	87.24 %
74	L H	1301	MEDICAL CARD SYSTEM INC GRP	2,882,001,960	0.20%	87.44 %
75	H CA	1189	VISION SERV PLAN GRP	2,778,556,306	0.19%	87.63 %
76	H	53589	BCBS OF AZ INC	2,772,824,961	0.19%	87.82 %
77	H	95612	VIRGINIA PREMIER HLTH PLAN INC	2,769,827,341	0.19%	88.01 %
78	H	4892	HARRIS HLTH GRP	2,762,687,779	0.19%	88.20 %
79	H	4708	CDPHP INC GRP	2,618,915,095	0.18%	88.38 %
80	L	4011	GENWORTH FIN GRP	2,558,308,797	0.18%	88.56 %
81	L H	332	PRINCIPAL FIN GRP	2,430,751,270	0.17%	88.73 %
82	H	2479	DENTEGRA GRP	2,403,076,003	0.17%	88.90 %
83	H	16672	HEALTH SHARE OF OR	2,397,104,682	0.17%	89.06 %
84	L H	430	BCBS OF KS GRP	2,334,489,904	0.16%	89.22 %
85	L	860	NORTHWESTERN MUT GRP	2,303,067,084	0.16%	89.38 %
86	H	1290	BLUE CROSS OF ID GRP	2,297,394,230	0.16%	89.54 %
87	L	1348	MEIJI YASUDA LIFE INS GRP	2,202,446,296	0.15%	89.70 %
88	H	1230	CAPITAL BLUE CROSS GRP	2,201,453,471	0.15%	89.85 %
89	H	4788	PROVIDENCE HLTH GRP	2,166,846,125	0.15%	90.00 %
90	H	537	BCBS OF KC GRP	2,147,015,568	0.15%	90.15 %
91	H	1311	HENRY FORD HLTH SYSTEM GRP	2,145,675,976	0.15%	90.30 %
92	H	95066	HEALTH PARTNERS PLANS INC	2,145,236,700	0.15%	90.44 %
93	L H	477	RENAISSANCE HLTH SERV CORP GRP	2,113,161,731	0.15%	90.59 %
94	H	4894	INDEPENDENT HLTH ASSN GRP	2,082,392,935	0.14%	90.74 %
95	L	4832	VOYA FINANCIAL GRP	2,025,846,145	0.14%	90.88 %
96	L CA	2798	BLUE SHIELD OF CA GRP	1,996,707,401	0.14%	91.01 %
97	H	4870	UNIVERSITY HLTH CARE & GUNDERSEN LUT	1,988,372,358	0.14%	91.15 %
98	H	53473	BCBS OF RI	1,888,047,165	0.13%	91.28 %
99	L	304	PRUDENTIAL OF AMER GRP	1,885,180,400	0.13%	91.41 %
100	H	1192	CARLE HOLDING CO GRP	1,835,824,234	0.13%	91.54 %
101	H	600	SCOTT & WHITE GRP	1,819,943,316	0.13%	91.67 %
102	H	4741	FALLON GRP	1,736,797,131	0.12%	91.79 %
103	L	233	CNO FINANCIAL GRP	1,733,065,207	0.12%	91.91 %
104	CA		SANTA CLARA COUNTY HEALTH AUTHORITY	1,704,493,783	0.12%	92.02 %
105	H	4858	BCBS OF NE GRP	1,697,714,344	0.12%	92.14 %
106	H	95402	NEIGHBORHOOD HLTH PLAN OF RI INC	1,636,013,133	0.11%	92.26 %
107	L	8	ALLSTATE INS GRP	1,596,395,650	0.11%	92.37 %
108	H	55891	BCBS OF ND	1,593,505,012	0.11%	92.48 %
109	L	904	JOHN HANCOCK GRP	1,557,972,080	0.11%	92.58 %
110	CA		SANTA CRUZ-MONTEREY-MERCED MANAGED M	1,546,913,952	0.11%	92.69 %
111	H	95722	FIRST MEDICAL HLTH PLAN INC	1,532,156,024	0.11%	92.80 %
112	CA		FRESNO-KINGS-MADERA REGIONAL HEALTH	1,516,454,340	0.11%	92.90 %
113	L	468	AEGON US HOLDING GRP	1,464,866,559	0.10%	93.00 %
114	L H	1126	MISSISSIPPI INS GRP	1,447,826,648	0.10%	93.10 %
115	CA		PRIMECARE MEDICAL NETWORK, INC.	1,408,123,480	0.10%	93.20 %
116	H	4976	FRIDAY HLTH PLANS GRP	1,368,605,200	0.09%	93.30 %
117	CA		CHG FOUNDATION	1,367,374,414	0.09%	93.39 %
118	H	4974	COMMUNITY HLTH NETWORK GRP	1,362,895,507	0.09%	93.49 %
119	L	451	FIDELITY SECURITY GRP	1,330,462,936	0.09%	93.58 %
120	CA		ALIGNMENT HEALTH PLAN	1,308,386,184	0.09%	93.67 %
121	L	943	AMERITAS MUT HOLDING GRP	1,300,465,215	0.09%	93.76 %
122	H	1313	OREGON DENTAL SERV GRP	1,296,343,873	0.09%	93.85 %
123	H	96881	SECURITY HLTH PLAN OF WI INC	1,292,630,453	0.09%	93.94 %
124	H	95809	DRISCOLL CHILDRENS HLTH PLAN	1,288,661,697	0.09%	94.03 %
125	H	95662	ELDERPLAN INC	1,257,404,347	0.09%	94.11 %
			<b>**TOTAL**</b>	<b>1,443,580,567,674</b>	<b>100.00%</b>	<b>100.00 %</b>

**ACCIDENT and HEALTH INSURANCE INDUSTRY  
PROPERTY/CASUALTY, LIFE/HEALTH and HEALTH INSURERS  
2022 MARKET SHARE REPORT - TOTAL PREMIUM**

**States and U.S. Territories**

Rank	Business Type	Group/ Company Code	Group/Company Name	Direct Written Premium	Market Share	Cumulative Market Share
1	L H CA	707	UNITEDHEALTH GRP	221,306,897,214	15.35%	15.35 %
2	L H CA	671	ELEVANCE HLTH INC GRP	103,406,268,396	7.17%	22.52 %
3	L H	1295	CENTENE CORP GRP	96,376,541,583	6.68%	29.20 %
4	H CA	601	KAISER FOUNDATION GRP	89,205,836,475	6.19%	35.39 %
5	L H	119	HUMANA GRP	86,976,420,415	6.03%	41.42 %
6	L H CA	1	CVS GRP	83,940,797,117	5.82%	47.24 %
7	L H	917	HCSC GRP	51,006,939,795	3.54%	50.78 %
8	L H CA	901	CIGNA HLTH GRP	33,996,131,841	2.36%	53.14 %
9	L H CA	1531	MOLINA HEALTHCARE INC GRP	28,785,031,773	2.00%	55.14 %
10	L H	536	GUIDEWELL MUT HOLDING GRP	26,522,611,935	1.84%	56.97 %
11	H	936	INDEPENDENCE HLTH GRP INC GRP	25,434,943,615	1.76%	58.74 %
12	CA	123473	CALIFORNIA PHYSICIANS' SERVICE	20,211,308,000	1.40%	60.14 %
13	L H CA	812	HIGHMARK GRP	18,994,476,950	1.32%	61.46 %
14	CA	123470	BLUE CROSS OF CALIFORNIA	16,621,689,000	1.15%	62.61 %
15	L H	572	BCBS OF MI GRP	15,983,153,215	1.11%	63.72 %
16	H	1202	BCBS OF NJ GRP	15,973,828,951	1.11%	64.83 %
17	H	3683	CARESOURCE GRP	13,394,193,616	0.93%	65.76 %
18	H	1324	UPMC HLTH SYSTEM GRP	12,987,721,514	0.90%	66.66 %
19	H	758	BCBS OF NC GRP	11,340,204,964	0.79%	67.44 %
20	H	380	CAREFIRST INC GRP	10,045,414,034	0.70%	68.14 %
21	L H CA	241	METROPOLITAN GRP	9,416,001,161	0.65%	68.79 %
22	H	4742	POINT32HEALTH INC GRP	9,122,176,090	0.63%	69.42 %
23	CA	123503	HEALTH NET OF CALIFORNIA, INC.	9,089,289,748	0.63%	70.06 %
24	CA	123516	LOCAL INITIATIVE HEALTH AUTHORITY FO	8,821,232,945	0.61%	70.67 %
25	H	3637	BCBS OF MA GRP	8,690,324,590	0.60%	71.27 %
26	H	3498	BCBS OF TN GRP	8,265,802,061	0.57%	71.84 %
27	H	1127	EMBLEM HLTH GRP	8,122,637,450	0.56%	72.41 %
28	H	461	BCBS OF MN GRP	7,680,287,879	0.53%	72.94 %
29	L H	570	BCBS OF AL GRP	7,639,579,408	0.53%	73.47 %
30	CA	123502	HEALTH NET COMMUNITY SOLUTIONS, INC.	7,560,342,640	0.52%	73.99 %
31	CA	123550	UHC OF CALIFORNIA	6,991,593,000	0.48%	74.48 %
32	H	1207	CAMBIA HEALTH SOLUTIONS INC	6,826,887,967	0.47%	74.95 %
33	L	565	UNUM GRP	6,607,663,078	0.46%	75.41 %
34	L H	1186	LIFETIME HLTHCARE GRP	6,603,182,120	0.46%	75.87 %
35	CA	123509	INLAND EMPIRE HEALTH PLAN	6,372,173,210	0.44%	76.31 %
36	H	4380	UCARE GRP	6,135,643,928	0.43%	76.74 %
37	H	3383	COREWELL HLTH GRP	6,134,567,306	0.43%	77.16 %
38	L H	661	BCBS OF SC GRP	5,988,974,782	0.42%	77.58 %
39	H	1552	MEDICA GRP	5,862,442,369	0.41%	77.98 %
40	L H	261	MUTUAL OF OMAHA GRP	5,495,394,091	0.38%	78.36 %
41	L	370	AFLAC GRP	5,087,797,614	0.35%	78.72 %
42	H	4778	HEALTHFIRST INC GRP	4,959,002,816	0.34%	79.06 %
43	L H	429	GUARDIAN LIFE GRP	4,896,108,374	0.34%	79.40 %
44	H	4818	OSCAR HEALTH INC GRP	4,877,844,436	0.34%	79.74 %
45	L H	549	SUN LIFE FINANCIAL INC GRP	4,766,930,293	0.33%	80.07 %
46	H	962	PREMERA BLUE CROSS GRP	4,646,949,441	0.32%	80.39 %
47	H	438	LOUISIANA HLTH SERV GRP	4,505,895,821	0.31%	80.70 %
48	H	1258	HEALTHPARTNERS GRP	4,441,551,211	0.31%	81.01 %
49	H	770	WELLMARK INC GRP	4,313,498,662	0.30%	81.31 %
50	CA	123543	SCAN HEALTH PLAN	4,292,755,000	0.30%	81.61 %
51	CA	123526	ORANGE COUNTY HEALTH AUTHORITY	4,227,258,730	0.29%	81.90 %
52	H	1183	SENTARA HLTH MGMT GRP	4,169,881,650	0.29%	82.19 %
53	H	880	IHC INC GRP	4,089,247,039	0.28%	82.47 %
54	H	481	PRESBYTERIAN HLTHCARE SERV GRP	4,088,444,784	0.28%	82.76 %
55	H	49948	HAWAII MEDICAL SERV ASSN	4,052,525,741	0.28%	83.04 %
56	H	4887	BRIGHT HLTH GRP	4,050,059,106	0.28%	83.32 %
57	H	1198	MVP GRP	3,786,913,632	0.26%	83.58 %
58	CA	123486	OPTUM HEALTH PLAN OF CALIFORNIA	3,727,848,195	0.26%	83.84 %
59	CA	123504	HERITAGE PROVIDER NETWORK, INC.	3,667,111,770	0.25%	84.10 %
60	L	91	HARTFORD FIRE & CAS GRP	3,632,402,957	0.25%	84.35 %
61	H	4704	PACIFICSOURCE HLTH PLAN GRP	3,477,128,286	0.24%	84.59 %
62	H	1143	GEISINGER INS GRP	3,463,877,162	0.24%	84.83 %
63	L	826	NEW YORK LIFE GRP	3,441,534,383	0.24%	85.07 %
64	L H	730	MEDICAL MUT OF OH GRP	3,312,984,752	0.23%	85.30 %

**ACCIDENT and HEALTH INSURANCE INDUSTRY  
PROPERTY/CASUALTY, LIFE/HEALTH and HEALTH INSURERS  
2022 MARKET SHARE REPORT - TOTAL PREMIUM**

**States and U.S. Territories**

Rank	Business Type	Group/ Company Code	Group/Company Name	Direct Written Premium	Market Share	Cumulative Market Share
65	CA	123528	PARTNERSHIP HEALTHPLAN OF CALIFORNIA	3,285,782,331	0.23%	85.52 %
66	L H	876	ARKANSAS BCBS GRP	3,259,603,939	0.23%	85.75 %
67	L	3098	TOKIO MARINE HOLDINGS INC GRP	3,222,379,614	0.22%	85.97 %
68	L	20	LINCOLN NATL GRP	3,220,885,524	0.22%	86.20 %
69	H	4700	MCLAREN HLTH GRP	3,099,048,002	0.21%	86.41 %
70	H	13203	BOSTON MEDICAL CENTER HLTH PLAN INC	3,057,114,114	0.21%	86.62 %
71	H	95329	TEXAS CHILDRENS HLTH PLAN INC	3,056,168,339	0.21%	86.84 %
72	CA	123488	DELTA DENTAL OF CALIFORNIA	2,998,090,000	0.21%	87.04 %
73	CA	123759	BLUE CROSS OF CALIFORNIA PARTNERSHIP	2,957,071,000	0.21%	87.25 %
74	L H	1301	MEDICAL CARD SYSTEM INC GRP	2,882,001,960	0.20%	87.45 %
75	H CA	1189	VISION SERV PLAN GRP	2,778,556,306	0.19%	87.64 %
76	H	53589	BCBS OF AZ INC	2,772,824,961	0.19%	87.83 %
77	H	95612	VIRGINIA PREMIER HLTH PLAN INC	2,769,827,341	0.19%	88.03 %
78	H	4892	HARRIS HLTH GRP	2,762,687,779	0.19%	88.22 %
79	H	4708	CDPHP INC GRP	2,618,915,095	0.18%	88.40 %
80	L	4011	GENWORTH FIN GRP	2,558,305,399	0.18%	88.58 %
81	L H	332	PRINCIPAL FIN GRP	2,430,499,992	0.17%	88.75 %
82	H	2479	DENTEGRA GRP	2,403,076,003	0.17%	88.91 %
83	H	16672	HEALTH SHARE OF OR	2,397,104,682	0.17%	89.08 %
84	L H	430	BCBS OF KS GRP	2,334,489,904	0.16%	89.24 %
85	L	860	NORTHWESTERN MUT GRP	2,301,714,515	0.16%	89.40 %
86	H	1290	BLUE CROSS OF ID GRP	2,297,394,230	0.16%	89.56 %
87	L	1348	MEIJI YASUDA LIFE INS GRP	2,202,241,173	0.15%	89.71 %
88	H	1230	CAPITAL BLUE CROSS GRP	2,201,453,471	0.15%	89.87 %
89	H	4788	PROVIDENCE HLTH GRP	2,166,846,125	0.15%	90.02 %
90	H	537	BCBS OF KC GRP	2,147,015,568	0.15%	90.16 %
91	H	1311	HENRY FORD HLTH SYSTEM GRP	2,145,675,976	0.15%	90.31 %
92	H	95066	HEALTH PARTNERS PLANS INC	2,145,236,700	0.15%	90.46 %
93	L H	477	RENAISSANCE HLTH SERV CORP GRP	2,113,161,731	0.15%	90.61 %
94	H	4894	INDEPENDENT HLTH ASSN GRP	2,082,392,935	0.14%	90.75 %
95	L	4832	VOYA FINANCIAL GRP	2,025,846,011	0.14%	90.89 %
96	L CA	2798	BLUE SHIELD OF CA GRP	1,996,707,401	0.14%	91.03 %
97	H	4870	UNIVERSITY HLTH CARE & GUNDERSEN LUT	1,988,372,358	0.14%	91.17 %
98	H	53473	BCBS OF RI	1,888,047,165	0.13%	91.30 %
99	L	304	PRUDENTIAL OF AMER GRP	1,867,864,960	0.13%	91.43 %
100	H	1192	CARLE HOLDING CO GRP	1,835,824,234	0.13%	91.56 %
101	H	600	SCOTT & WHITE GRP	1,819,943,316	0.13%	91.68 %
102	H	4741	FALLON GRP	1,736,797,131	0.12%	91.80 %
103	L	233	CNO FINANCIAL GRP	1,733,019,597	0.12%	91.92 %
104	CA	123540	SANTA CLARA COUNTY HEALTH AUTHORITY	1,704,493,783	0.12%	92.04 %
105	H	4858	BCBS OF NE GRP	1,697,714,344	0.12%	92.16 %
106	H	95402	NEIGHBORHOOD HLTH PLAN OF RI INC	1,636,013,133	0.11%	92.27 %
107	L	8	ALLSTATE INS GRP	1,596,383,560	0.11%	92.38 %
108	H	55891	BCBS OF ND	1,593,505,012	0.11%	92.50 %
109	L	904	JOHN HANCOCK GRP	1,557,760,451	0.11%	92.60 %
110	CA	123541	SANTA CRUZ-MONTEREY-MERCED MANAGED M	1,546,913,952	0.11%	92.71 %
111	H	95722	FIRST MEDICAL HLTH PLAN INC	1,532,156,024	0.11%	92.82 %
112	CA	123498	FRESNO-KINGS-MADERA REGIONAL HEALTH	1,516,454,340	0.11%	92.92 %
113	L	468	AEGON US HOLDING GRP	1,464,665,435	0.10%	93.02 %
114	L H	1126	MISSISSIPPI INS GRP	1,447,826,648	0.10%	93.12 %
115	CA	123532	PRIMECARE MEDICAL NETWORK, INC.	1,408,123,480	0.10%	93.22 %
116	H	4976	FRIDAY HLTH PLANS GRP	1,368,605,200	0.09%	93.32 %
117	CA	123760	CHG FOUNDATION	1,367,374,414	0.09%	93.41 %
118	H	4974	COMMUNITY HLTH NETWORK GRP	1,362,895,507	0.09%	93.51 %
119	L	451	FIDELITY SECURITY GRP	1,330,462,156	0.09%	93.60 %
120	CA	123464	ALIGNMENT HEALTH PLAN	1,308,386,184	0.09%	93.69 %
121	L	943	AMERITAS MUT HOLDING GRP	1,300,329,493	0.09%	93.78 %
122	H	1313	OREGON DENTAL SERV GRP	1,296,343,873	0.09%	93.87 %
123	H	96881	SECURITY HLTH PLAN OF WI INC	1,292,630,453	0.09%	93.96 %
124	H	95809	DRISCOLL CHILDRENS HLTH PLAN	1,288,661,697	0.09%	94.05 %
125	H	95662	ELDERPLAN INC	1,257,404,347	0.09%	94.14 %
			<b>**TOTAL**</b>	<b>1,441,915,491,083</b>	<b>100.00%</b>	<b>100.00 %</b>

**ACCIDENT and HEALTH INSURANCE INDUSTRY  
PROPERTY/CASUALTY, LIFE/HEALTH and HEALTH INSURERS  
2022 MARKET SHARE REPORT - TOTAL PREMIUM**

**Alabama**

Rank	Business Type	Group/ Company Code	Group/Company Name	Direct Written Premium	Market Share	Cumulative Market Share
1	H	570	BCBS OF AL GRP	7,630,084,373	45.10%	45.10 %
2	L H	707	UNITEDHEALTH GRP	3,012,341,456	17.80%	62.90 %
3	H	119	HUMANA GRP	2,442,416,983	14.44%	77.34 %
4	H	95322	VIVA HLTH INC	917,031,008	5.42%	82.76 %
5	L H	901	CIGNA HLTH GRP	801,483,718	4.74%	87.50 %
6	L H	1	CVS GRP	443,607,617	2.62%	90.12 %
7	L	370	AFLAC GRP	135,712,056	0.80%	90.92 %
8	L	241	METROPOLITAN GRP	94,129,110	0.56%	91.48 %
9	L	565	UNUM GRP	93,949,412	0.56%	92.03 %
10	L H	261	MUTUAL OF OMAHA GRP	87,477,940	0.52%	92.55 %
11	L H	1295	CENTENE CORP GRP	84,937,344	0.50%	93.05 %
12	H	16103	SIMPRA ADVANTAGE INC	80,566,260	0.48%	93.53 %
13	H	4887	BRIGHT HLTH GRP	70,543,275	0.42%	93.94 %
14	L	429	GUARDIAN LIFE GRP	69,819,301	0.41%	94.36 %
15	L	290	GLOBE LIFE INC GRP	58,954,361	0.35%	94.71 %
16	L	330	AMERICAN FIDELITY CORP GRP	54,205,865	0.32%	95.03 %
17	L H	549	SUN LIFE FINANCIAL INC GRP	49,109,932	0.29%	95.32 %
18	L	826	NEW YORK LIFE GRP	45,758,757	0.27%	95.59 %
19	H	1189	VISION SERV PLAN GRP	40,316,165	0.24%	95.83 %
20	L	3098	TOKIO MARINE HOLDINGS INC GRP	38,064,991	0.22%	96.05 %
21	L	20	LINCOLN NATL GRP	37,594,316	0.22%	96.27 %
22	H	2479	DENTEGRA GRP	36,008,392	0.21%	96.49 %
23	L	332	PRINCIPAL FIN GRP	35,292,494	0.21%	96.69 %
24	L	91	HARTFORD FIRE & CAS GRP	33,518,507	0.20%	96.89 %
25	L	860	NORTHWESTERN MUT GRP	30,949,183	0.18%	97.08 %
26	L	4011	GENWORTH FIN GRP	30,719,610	0.18%	97.26 %
27	L	948	GULF GUARANTY GRP	26,427,460	0.16%	97.41 %
28	L	8	ALLSTATE INS GRP	23,524,155	0.14%	97.55 %
29	L	304	PRUDENTIAL OF AMER GRP	22,564,366	0.13%	97.69 %
30	L	468	AEGON US HOLDING GRP	22,020,747	0.13%	97.82 %
31	L	4855	SUMITOMO LIFE INS GRP	19,290,899	0.11%	97.93 %
32	L	1348	MEIJI YASUDA LIFE INS GRP	18,479,593	0.11%	98.04 %
33	L	4832	VOYA FINANCIAL GRP	18,248,035	0.11%	98.15 %
34	L	943	AMERITAS MUT HOLDING GRP	16,261,251	0.10%	98.24 %
35	L	367	PHYSICIANS MUT GRP	15,750,362	0.09%	98.34 %
36	L H	812	HIGHMARK GRP	12,701,294	0.08%	98.41 %
37	L	93521	GRANULAR INS CO	12,297,813	0.07%	98.48 %
38	L	869	MINNESOTA MUT GRP	12,129,700	0.07%	98.56 %
39	L	233	CNO FINANCIAL GRP	12,059,269	0.07%	98.63 %
40	L	904	JOHN HANCOCK GRP	10,918,382	0.06%	98.69 %
41	L	520	NEW ERA LIFE GRP	10,630,822	0.06%	98.75 %
42	L	451	FIDELITY SECURITY GRP	10,049,493	0.06%	98.81 %
43	L	4803	SHELTERPOINT GRP INC	9,060,117	0.05%	98.87 %
44	L	65412	LIFE INS CO OF AL	8,271,753	0.05%	98.92 %
45	L	836	WEST SOUTHERN GRP	8,051,745	0.05%	98.96 %
46	L	140	NATIONWIDE CORP GRP	7,948,528	0.05%	99.01 %
47	L	435	MASS MUT LIFE INS GRP	7,575,662	0.04%	99.06 %
48	L	671	ELEVANCE HLTH INC GRP	7,296,007	0.04%	99.10 %
49	H	4719	AMFIRST HOLDINGS GRP	6,893,168	0.04%	99.14 %
50	L	306	TRUSTAGE GRP	6,583,712	0.04%	99.18 %
51	L	1211	NATIONAL GUARDIAN LIFE INS GRP	6,529,123	0.04%	99.22 %
52	H	47051	FIRST COMM HLTH PLAN INC	6,265,187	0.04%	99.25 %
53	L	421	COLLATERAL HOLDINGS GRP	5,928,570	0.04%	99.29 %
54	L	730	MEDICAL MUT OF OH GRP	5,438,509	0.03%	99.32 %
55	L	1117	MANHATTAN LIFE GRP	5,171,047	0.03%	99.35 %
56	L	61921	CITIZENS SECURITY LIFE INS CO	5,113,443	0.03%	99.38 %
57	L	661	BCBS OF SC GRP	5,107,174	0.03%	99.41 %
58	L	876	ARKANSAS BCBS GRP	4,549,324	0.03%	99.44 %
59	L	300	HORACE MANN GRP	4,286,291	0.03%	99.46 %
60	H	12747	ELIXIR INS CO	4,246,173	0.03%	99.49 %
61	L	4965	EQUITABLE HOLDINGS INC GRP	4,230,597	0.03%	99.51 %
62	L	687	GUARANTEE TRUST GRP	4,157,118	0.02%	99.54 %
63	L	619	ONEAMERICA FIN PARTNERS GRP	4,141,205	0.02%	99.56 %
64	L	4824	ADVANTAGE CAPITAL GRP	3,776,743	0.02%	99.59 %



**ACCIDENT and HEALTH INSURANCE INDUSTRY  
PROPERTY/CASUALTY, LIFE/HEALTH and HEALTH INSURERS  
2022 MARKET SHARE REPORT - TOTAL PREMIUM**

**Alabama**

Rank	Business Type	Group/ Company Code	Group/Company Name	Direct Written Premium	Market Share	Cumulative Market Share
65	L	98	WR BERKLEY CORP GRP	3,539,711	0.02%	99.61 %
66	L	215	KEMPER CORP GRP	3,217,632	0.02%	99.63 %
67	H	4794	GROUP 1001 INS HOLDINGS GRP	2,917,853	0.02%	99.64 %
68	L	4	AMERIPRISE FIN GRP	2,830,079	0.02%	99.66 %
69	L	200	UNITED SERV AUTOMOBILE ASSN GRP	2,780,015	0.02%	99.68 %
70	L	626	CHUBB LTD GRP	2,530,775	0.01%	99.69 %
71	L	761	ALLIANZ INS GRP	2,352,639	0.01%	99.70 %
72	L	71404	CONTINENTAL GEN INS CO	2,350,848	0.01%	99.72 %
73	L	581	BOSTON MUT GRP	2,308,562	0.01%	99.73 %
74	L	12	AMERICAN INTL GRP	2,239,061	0.01%	99.75 %
75	L	458	DAI-ICHI LIFE HOLDINGS INC GRP	2,169,910	0.01%	99.76 %
76	L	4947	PROSPERITY LIFE INS GRP	2,088,731	0.01%	99.77 %
77	L	90638	BEST LIFE & HLTH INS CO	1,702,041	0.01%	99.78 %
78	L	3527	WELLABE MUT HOLDING CO GRP	1,632,883	0.01%	99.79 %
79	L	56014	THRIVENT FINANCIAL FOR LUTHERANS	1,569,898	0.01%	99.80 %
80	L	525	PAN AMER LIFE GRP	1,557,544	0.01%	99.81 %
81	L	4853	AAA LIFE GRP	1,449,150	0.01%	99.82 %
82	L	212	ZURICH INS GRP	1,410,139	0.01%	99.83 %
83	L	917	HCSC GRP	1,317,737	0.01%	99.83 %
84	L	477	RENAISSANCE HLTH SERV CORP GRP	1,284,952	0.01%	99.84 %
85	L	4888	STERLING FINANCIAL INS GRP INC	1,197,243	0.01%	99.85 %
86	L	572	BCBS OF MI GRP	1,167,210	0.01%	99.85 %
87	L	276	TRUSTMARK MUT HOLDING CO GRP	1,139,696	0.01%	99.86 %
88	L	316	NATIONAL SECURITY GRP	1,097,635	0.01%	99.87 %
89	L	704	CONSTELLATION INS HOLDINGS GRP	1,081,362	0.01%	99.87 %
90	L	4862	ASSURITY GRP	1,071,661	0.01%	99.88 %
91	L	69337	AMERICAN FIN SECURITY LIFE INS CO	1,040,962	0.01%	99.89 %
92	L	588	KANSAS CITY LIFE INS GRP	914,792	0.01%	99.89 %
93	L	4925	KUVARE GRP	899,048	0.01%	99.90 %
94	L	60216	AMALGAMATED LIFE INS CO	825,491	- %	99.90 %
95	L	4932	BRIGHTHOUSE HOLDINGS GRP	735,675	- %	99.91 %
96	L	1186	LIFETIME HLTHCARE GRP	734,751	- %	99.91 %
97	L	23	BCS INS GRP	718,694	- %	99.92 %
98	L	3436	LIBERTY LIFE GRP TRUST GRP	684,825	- %	99.92 %
99	L	587	ATLANTIC AMER GRP	658,558	- %	99.92 %
100	L	57320	WOODMEN WORLD LIFE INS SOC	641,439	- %	99.93 %
101	L	7	FEDERATED MUT GRP	601,972	- %	99.93 %
102	L	56499	ASSURED LIFE ASSN	595,240	- %	99.93 %
103	H	4918	CLOVER HLTH GRP	568,535	- %	99.94 %
104	H	4677	TENNESSEE RURAL HLTH GRP	532,301	- %	99.94 %
105	L	11121	UNIFIED LIFE INS CO	527,657	- %	99.94 %
106	L	67	MICHIGAN FARM BUREAU GRP	469,334	- %	99.95 %
107	L	181	SWISS RE GRP	468,194	- %	99.95 %
108	L	50	COUNTRY INS & FIN SERV GRP	430,016	- %	99.95 %
109	L	280	AUTO OWNERS GRP	411,376	- %	99.95 %
110	L	3891	GLOBAL ATLANTIC GRP	408,392	- %	99.96 %
111	L	5	ALFA INS GRP	394,115	- %	99.96 %
112	L	408	BROOKFIELD ASSET MGMT REINS PARTNERS	388,100	- %	99.96 %
113	L	58033	KNIGHTS OF COLUMBUS	364,826	- %	99.96 %
114	L	56383	ORDER OF UNITED COMMERCIAL TRAVELERS	355,299	- %	99.97 %
115	L	66214	HEARTLAND NATL LIFE INS CO	337,137	- %	99.97 %
116	L	64580	ILLINOIS MUT LIFE INS CO	333,349	- %	99.97 %
117	L	4213	WILTON RE GRP	328,758	- %	99.97 %
118	L	77879	5 STAR LIFE INS CO	317,628	- %	99.97 %
119	H	115	DELTA DENTAL PLAN OF IL GRP	280,739	- %	99.98 %
120	L	781	UNION LABOR GRP	264,460	- %	99.98 %
121	L	634	NATIONAL LIFE GRP	263,892	- %	99.98 %
122	L	5014	EVERLAKE HOLDINGS GRP	260,074	- %	99.98 %
123	L	1216	TIAA FAMILY GRP	252,285	- %	99.98 %
124	L	4926	TALCOTT HOLDINGS GRP	244,199	- %	99.98 %
125	L	5021	ONEMAIN HOLDINGS INC GRP	220,893	- %	99.98 %
			<b>**TOTAL**</b>	<b>16,918,722,196</b>	<b>100.00%</b>	<b>100.00 %</b>

**ACCIDENT and HEALTH INSURANCE INDUSTRY  
PROPERTY/CASUALTY, LIFE/HEALTH and HEALTH INSURERS  
2022 MARKET SHARE REPORT - TOTAL PREMIUM**

**Alaska**

Rank	Business Type	Group/ Company Code	Group/Company Name	Direct Written Premium	Market Share	Cumulative Market Share
1	H	962	PREMERA BLUE CROSS GRP	1,054,557,736	73.39%	73.39 %
2	LH	1	CVS GRP	57,503,364	4.00%	77.39 %
3	LH	707	UNITEDHEALTH GRP	43,315,214	3.01%	80.40 %
4	H	1313	OREGON DENTAL SERV GRP	40,681,947	2.83%	83.23 %
5	L	565	UNUM GRP	21,565,970	1.50%	84.73 %
6	L	549	SUN LIFE FINANCIAL INC GRP	20,510,707	1.43%	86.16 %
7	LH	901	CIGNA HLTH GRP	18,664,028	1.30%	87.46 %
8	L	4832	VOYA FINANCIAL GRP	18,325,636	1.28%	88.74 %
9	L	241	METROPOLITAN GRP	15,984,925	1.11%	89.85 %
10	L	91	HARTFORD FIRE & CAS GRP	10,960,094	0.76%	90.61 %
11	H	119	HUMANA GRP	10,266,480	0.71%	91.33 %
12	L	370	AFLAC GRP	8,508,904	0.59%	91.92 %
13	L	4855	SUMITOMO LIFE INS GRP	8,106,273	0.56%	92.48 %
14	L	3098	TOKIO MARINE HOLDINGS INC GRP	8,072,570	0.56%	93.04 %
15	LH	261	MUTUAL OF OMAHA GRP	7,925,155	0.55%	93.59 %
16	L	826	NEW YORK LIFE GRP	7,530,238	0.52%	94.12 %
17	L	332	PRINCIPAL FIN GRP	6,653,645	0.46%	94.58 %
18	L	429	GUARDIAN LIFE GRP	5,741,270	0.40%	94.98 %
19	LH	917	HCSC GRP	5,514,675	0.38%	95.37 %
20	L	1348	MEIJI YASUDA LIFE INS GRP	5,046,129	0.35%	95.72 %
21	L	8	ALLSTATE INS GRP	4,912,021	0.34%	96.06 %
22	H	1295	CENTENE CORP GRP	3,934,153	0.27%	96.33 %
23	L	4011	GENWORTH FIN GRP	3,717,602	0.26%	96.59 %
24	L	304	PRUDENTIAL OF AMER GRP	3,640,214	0.25%	96.84 %
25	L	330	AMERICAN FIDELITY CORP GRP	3,294,450	0.23%	97.07 %
26	H	1189	VISION SERV PLAN GRP	3,049,553	0.21%	97.29 %
27	L	661	BCBS OF SC GRP	2,778,340	0.19%	97.48 %
28	H	12747	ELIXIR INS CO	2,739,472	0.19%	97.67 %
29	L	451	FIDELITY SECURITY GRP	2,699,591	0.19%	97.86 %
30	L	93521	GRANULAR INS CO	2,663,605	0.19%	98.04 %
31	L	20	LINCOLN NATL GRP	2,548,439	0.18%	98.22 %
32	L	306	TRUSTAGE GRP	2,267,908	0.16%	98.38 %
33	L	468	AEGON US HOLDING GRP	2,172,063	0.15%	98.53 %
34	L	290	GLOBE LIFE INC GRP	1,914,684	0.13%	98.66 %
35	L	869	MINNESOTA MUT GRP	1,844,077	0.13%	98.79 %
36	L	860	NORTHWESTERN MUT GRP	1,646,146	0.11%	98.91 %
37	L	904	JOHN HANCOCK GRP	1,646,036	0.11%	99.02 %
38	L	200	UNITED SERV AUTOMOBILE ASSN GRP	1,439,898	0.10%	99.12 %
39	L	943	AMERITAS MUT HOLDING GRP	1,424,451	0.10%	99.22 %
40	L	23	BCS INS GRP	956,334	0.07%	99.29 %
41	H	2479	DENTEGRA GRP	939,625	0.07%	99.35 %
42	L	781	UNION LABOR GRP	873,436	0.06%	99.41 %
43	L	90638	BEST LIFE & HLTH INS CO	736,456	0.05%	99.46 %
44	L	4965	EQUITABLE HOLDINGS INC GRP	700,755	0.05%	99.51 %
45	L	98	WR BERKLEY CORP GRP	570,718	0.04%	99.55 %
46	L	435	MASS MUT LIFE INS GRP	519,938	0.04%	99.59 %
47	L	836	WEST SOUTHERN GRP	402,472	0.03%	99.62 %
48	H	4794	GROUP 1001 INS HOLDINGS GRP	388,679	0.03%	99.64 %
49	L	367	PHYSICIANS MUT GRP	375,785	0.03%	99.67 %
50	L	56014	THRIVENT FINANCIAL FOR LUTHERANS	366,314	0.03%	99.69 %
51	L	572	BCBS OF MI GRP	309,147	0.02%	99.72 %
52	L	458	DAI-ICHI LIFE HOLDINGS INC GRP	299,565	0.02%	99.74 %
53	L	761	ALLIANZ INS GRP	286,452	0.02%	99.76 %
54	L	233	CNO FINANCIAL GRP	266,628	0.02%	99.78 %
55	L	876	ARKANSAS BCBS GRP	257,115	0.02%	99.79 %
56	L	525	PAN AMER LIFE GRP	217,878	0.02%	99.81 %
57	H	4979	ZING HLTH ENTERPRISES GRP	187,794	0.01%	99.82 %
58	L	140	NATIONWIDE CORP GRP	168,756	0.01%	99.83 %
59	L	4925	KUVARE GRP	149,067	0.01%	99.84 %
60	L	477	RENAISSANCE HLTH SERV CORP GRP	130,399	0.01%	99.85 %
61	L	4	AMERIPRISE FIN GRP	124,446	0.01%	99.86 %
62	L	588	KANSAS CITY LIFE INS GRP	119,625	0.01%	99.87 %
63	L	4862	ASSURITY GRP	119,369	0.01%	99.88 %
64	L	1211	NATIONAL GUARDIAN LIFE INS GRP	111,112	0.01%	99.89 %

**ACCIDENT and HEALTH INSURANCE INDUSTRY  
PROPERTY/CASUALTY, LIFE/HEALTH and HEALTH INSURERS  
2022 MARKET SHARE REPORT - TOTAL PREMIUM**

**Alaska**

Rank	Business Type	Group/ Company Code	Group/Company Name	Direct Written Premium	Market Share	Cumulative Market Share
65	L	4853	AAA LIFE GRP	109,617	0.01%	99.89 %
66	L	276	TRUSTMARK MUT HOLDING CO GRP	107,835	0.01%	99.90 %
67	L	12	AMERICAN INTL GRP	106,578	0.01%	99.91 %
68	L	704	CONSTELLATION INS HOLDINGS GRP	99,667	0.01%	99.92 %
69	L	1117	MANHATTAN LIFE GRP	92,748	0.01%	99.92 %
70	L	408	BROOKFIELD ASSET MGMT REINS PARTNERS	91,276	0.01%	99.93 %
71	L	50	COUNTRY INS & FIN SERV GRP	80,207	0.01%	99.93 %
72	L	71404	CONTINENTAL GEN INS CO	78,092	0.01%	99.94 %
73	L	1186	LIFETIME HLTHCARE GRP	70,107	- %	99.94 %
74	L	687	GUARANTEE TRUST GRP	61,353	- %	99.95 %
75	L	626	CHUBB LTD GRP	59,874	- %	99.95 %
76	L	4926	TALCOTT HOLDINGS GRP	53,813	- %	99.96 %
77	L	3891	GLOBAL ATLANTIC GRP	47,147	- %	99.96 %
78	L	4932	BRIGHTHOUSE HOLDINGS GRP	46,876	- %	99.96 %
79	L	3527	WELLABE MUT HOLDING CO GRP	46,679	- %	99.97 %
80	L	5014	EVERLAKE HOLDINGS GRP	44,655	- %	99.97 %
81	L	587	ATLANTIC AMER GRP	38,284	- %	99.97 %
82	L	66214	HEARTLAND NATL LIFE INS CO	30,440	- %	99.97 %
83	L	300	HORACE MANN GRP	29,722	- %	99.98 %
84	L	58033	KNIGHTS OF COLUMBUS	29,052	- %	99.98 %
85	L	2858	HOMESHIELD CAPITAL GRP	28,968	- %	99.98 %
86	L	449	FINANCIAL HOLDINGS GRP	28,939	- %	99.98 %
87	L	11121	UNIFIED LIFE INS CO	27,987	- %	99.98 %
88	L	212	ZURICH INS GRP	26,734	- %	99.99 %
89	L	4736	GGC GRP	24,395	- %	99.99 %
90	L	350	GENERAL ELECTRIC GRP	21,721	- %	99.99 %
91	L	5021	ONEMAIN HOLDINGS INC GRP	21,578	- %	99.99 %
92	L	872	BANNER LIFE GRP	18,029	- %	99.99 %
93	L	440	REGAL REINS GRP	16,252	- %	99.99 %
94	L	918	JACKSON NATL GRP	14,590	- %	99.99 %
95	L	4888	STERLING FINANCIAL INS GRP INC	12,912	- %	99.99 %
96	L	574	AMERCO CORP GRP	12,749	- %	100.00 %
97	L	1216	TIAA FAMILY GRP	12,396	- %	100.00 %
98	L	88668	MUTUAL OF AMER LIFE INS CO	11,618	- %	100.00 %
99	L	730	MEDICAL MUT OF OH GRP	8,733	- %	100.00 %
100	L	4734	APOLLO GLOBAL MGMT GRP	7,552	- %	100.00 %
101	L	64580	ILLINOIS MUT LIFE INS CO	7,286	- %	100.00 %
102	L	181	SWISS RE GRP	6,879	- %	100.00 %
103	L	56499	ASSURED LIFE ASSN	6,668	- %	100.00 %
104	L	4616	EVERENCE GRP	6,379	- %	100.00 %
105	H	812	HIGHMARK GRP	5,766	- %	100.00 %
106	L	77879	5 STAR LIFE INS CO	5,638	- %	100.00 %
107	H	64696	FIRST CONTINENTAL LIFE & ACC	4,995	- %	100.00 %
108	L	5026	21ST CENTURY LIFE & HEALTH CO GRP	4,956	- %	100.00 %
109	L	634	NATIONAL LIFE GRP	4,421	- %	100.00 %
110	L	153	PEKIN INS GRP	4,270	- %	100.00 %
111	L	4947	PROSPERITY LIFE INS GRP	3,371	- %	100.00 %
112	L	4712	GPM LIFE GRP	3,180	- %	100.00 %
113	L	58068	INDEPENDENT ORDER OF FORESTERS US BR	2,902	- %	100.00 %
114	L	2878	UNITED HERITAGE MUT GRP	2,176	- %	100.00 %
115	L	520	NEW ERA LIFE GRP	2,166	- %	100.00 %
116	L	850	PENN MUT GRP	1,933	- %	100.00 %
117	L	513	IOWA FARM BUREAU GRP	1,830	- %	100.00 %
118	L	4553	SAVINGS BANK LIFE GRP	1,773	- %	100.00 %
119	L	3436	LIBERTY LIFE GRP TRUST GRP	1,582	- %	100.00 %
120	L	4890	SBL HOLDINGS GRP	1,423	- %	100.00 %
121	L	581	BOSTON MUT GRP	1,322	- %	100.00 %
122	L	69132	STATE MUT INS CO	1,260	- %	100.00 %
123	L	4213	WILTON RE GRP	1,186	- %	100.00 %
124	L	56456	UNITED STATES LETTER CARRIERS MUT BE	1,001	- %	100.00 %
125	L	4903	CALTON HOLDINGS GRP	908	- %	100.00 %
			<b>**TOTAL**</b>	<b>1,436,989,021</b>	<b>100.00%</b>	<b>100.00 %</b>

**ACCIDENT and HEALTH INSURANCE INDUSTRY  
PROPERTY/CASUALTY, LIFE/HEALTH and HEALTH INSURERS  
2022 MARKET SHARE REPORT - TOTAL PREMIUM**

Arizona

Rank	Business Type	Group/ Company Code	Group/Company Name	Direct Written Premium	Market Share	Cumulative Market Share
1	LH	707	UNITEDHEALTH GRP	5,067,362,308	31.20%	31.20 %
2	H	53589	BCBS OF AZ INC	2,772,824,961	17.07%	48.28 %
3	H	119	HUMANA GRP	1,632,281,962	10.05%	58.33 %
4	LH	901	CIGNA HLTH GRP	1,393,740,684	8.58%	66.91 %
5	LH	1	CVS GRP	1,260,511,034	7.76%	74.67 %
6	LH	1295	CENTENE CORP GRP	1,094,703,831	6.74%	81.41 %
7	H	1531	MOLINA HEALTHCARE INC GRP	281,154,223	1.73%	83.14 %
8	H	95982	MEDISUN INC	252,067,861	1.55%	84.70 %
9	L	241	METROPOLITAN GRP	195,389,835	1.20%	85.90 %
10	LH	671	ELEVANCE HLTH INC GRP	150,106,130	0.92%	86.82 %
11	LH	261	MUTUAL OF OMAHA GRP	147,367,413	0.91%	87.73 %
12	H	3658	DELTA DENTAL PLAN OF AZ GRP	139,057,867	0.86%	88.59 %
13	L	565	UNUM GRP	116,804,081	0.72%	89.31 %
14	H	4887	BRIGHT HLTH GRP	112,368,836	0.69%	90.00 %
15	H	4924	DEVOTED HLTH GRP	95,078,860	0.59%	90.58 %
16	L	4824	ADVANTAGE CAPITAL GRP	75,478,323	0.46%	91.05 %
17	L	370	AFLAC GRP	69,690,750	0.43%	91.48 %
18	H	4818	OSCAR HEALTH INC GRP	67,965,044	0.42%	91.90 %
19	L	826	NEW YORK LIFE GRP	66,380,748	0.41%	92.31 %
20	LH	549	SUN LIFE FINANCIAL INC GRP	62,371,941	0.38%	92.69 %
21	L	3098	TOKIO MARINE HOLDINGS INC GRP	60,500,169	0.37%	93.06 %
22	LH	429	GUARDIAN LIFE GRP	59,931,677	0.37%	93.43 %
23	LH	332	PRINCIPAL FIN GRP	55,647,431	0.34%	93.77 %
24	L	91	HARTFORD FIRE & CAS GRP	54,897,683	0.34%	94.11 %
25	L	20	LINCOLN NATL GRP	51,594,146	0.32%	94.43 %
26	L	8	ALLSTATE INS GRP	50,149,760	0.31%	94.74 %
27	L	4011	GENWORTH FIN GRP	46,945,931	0.29%	95.03 %
28	L	367	PHYSICIANS MUT GRP	44,621,428	0.27%	95.30 %
29	H	1189	VISION SERV PLAN GRP	37,543,206	0.23%	95.53 %
30	L	4832	VOYA FINANCIAL GRP	36,633,016	0.23%	95.76 %
31	L	304	PRUDENTIAL OF AMER GRP	33,333,527	0.21%	95.96 %
32	H	5012	BANNER HLTH GRP	29,505,359	0.18%	96.15 %
33	L	904	JOHN HANCOCK GRP	29,140,198	0.18%	96.33 %
34	L	468	AEGON US HOLDING GRP	28,919,004	0.18%	96.50 %
35	L	860	NORTHWESTERN MUT GRP	27,090,601	0.17%	96.67 %
36	L	520	NEW ERA LIFE GRP	26,470,303	0.16%	96.83 %
37	L	451	FIDELITY SECURITY GRP	24,633,901	0.15%	96.98 %
38	H	5002	SCAN GRP	23,960,176	0.15%	97.13 %
39	L	943	AMERITAS MUT HOLDING GRP	23,055,454	0.14%	97.27 %
40	L	200	UNITED SERV AUTOMOBILE ASSN GRP	21,570,373	0.13%	97.41 %
41	H	126	EDUCATORS MUT GRP	21,396,696	0.13%	97.54 %
42	L	4855	SUMITOMO LIFE INS GRP	20,105,027	0.12%	97.66 %
43	H	4972	ALIGNMENT HEALTHCARE HOLDINGS GRP	19,424,259	0.12%	97.78 %
44	L	233	CNO FINANCIAL GRP	17,757,427	0.11%	97.89 %
45	L	1348	MEIJI YASUDA LIFE INS GRP	17,615,544	0.11%	98.00 %
46	L	290	GLOBE LIFE INC GRP	15,449,870	0.10%	98.10 %
47	L	869	MINNESOTA MUT GRP	15,023,059	0.09%	98.19 %
48	L	3527	WELLABE MUT HOLDING CO GRP	13,306,562	0.08%	98.27 %
49	H	2479	DENTEGRA GRP	13,205,244	0.08%	98.35 %
50	LH	661	BCBS OF SC GRP	12,130,978	0.07%	98.43 %
51	H	47012	SIGHTCARE INC	11,805,474	0.07%	98.50 %
52	H	4995	IMPERIAL COS GRP	11,803,173	0.07%	98.57 %
53	L	435	MASS MUT LIFE INS GRP	11,622,838	0.07%	98.64 %
54	L	1117	MANHATTAN LIFE GRP	11,343,378	0.07%	98.71 %
55	L	98	WR BERKLEY CORP GRP	11,325,402	0.07%	98.78 %
56	L	330	AMERICAN FIDELITY CORP GRP	10,250,524	0.06%	98.85 %
57	L	730	MEDICAL MUT OF OH GRP	9,026,125	0.06%	98.90 %
58	LH	812	HIGHMARK GRP	8,850,968	0.05%	98.96 %
59	L	306	TRUSTAGE GRP	8,373,926	0.05%	99.01 %
60	L	1211	NATIONAL GUARDIAN LIFE INS GRP	7,940,792	0.05%	99.06 %
61	L	4862	ASSURITY GRP	7,863,532	0.05%	99.10 %
62	L	140	NATIONWIDE CORP GRP	7,777,147	0.05%	99.15 %
63	L	587	ATLANTIC AMER GRP	6,964,376	0.04%	99.20 %
64	L	56014	THRIVENT FINANCIAL FOR LUTHERANS	6,132,640	0.04%	99.23 %

**ACCIDENT and HEALTH INSURANCE INDUSTRY  
PROPERTY/CASUALTY, LIFE/HEALTH and HEALTH INSURERS  
2022 MARKET SHARE REPORT - TOTAL PREMIUM**

Arizona

Rank	Business Type	Group/ Company Code	Group/Company Name	Direct Written Premium	Market Share	Cumulative Market Share
65	H	12747	ELIXIR INS CO	5,996,767	0.04%	99.27 %
66	L	4965	EQUITABLE HOLDINGS INC GRP	5,820,904	0.04%	99.31 %
67	L	408	BROOKFIELD ASSET MGMT REINS PARTNERS	5,726,635	0.04%	99.34 %
68	L H	917	HCSC GRP	5,393,392	0.03%	99.37 %
69	L	4	AMERIPRISE FIN GRP	5,283,527	0.03%	99.41 %
70	L	181	SWISS RE GRP	5,073,053	0.03%	99.44 %
71	H	1552	MEDICA GRP	4,929,101	0.03%	99.47 %
72	L	761	ALLIANZ INS GRP	4,569,000	0.03%	99.50 %
73	L	4888	STERLING FINANCIAL INS GRP INC	4,536,425	0.03%	99.52 %
74	L	687	GUARANTEE TRUST GRP	3,943,963	0.02%	99.55 %
75	L	276	TRUSTMARK MUT HOLDING CO GRP	3,828,267	0.02%	99.57 %
76	L	836	WEST SOUTHERN GRP	3,641,434	0.02%	99.59 %
77	L	93521	GRANULAR INS CO	3,536,032	0.02%	99.62 %
78	L	212	ZURICH INS GRP	3,319,804	0.02%	99.64 %
79	L	525	PAN AMER LIFE GRP	2,483,277	0.02%	99.65 %
80	H	4933	COMPREHENSIVE MOBILE GRP	2,324,544	0.01%	99.67 %
81	L	4712	GPM LIFE GRP	2,324,438	0.01%	99.68 %
82	L	626	CHUBB LTD GRP	2,300,398	0.01%	99.70 %
83	L	4853	AAA LIFE GRP	2,151,566	0.01%	99.71 %
84	H	4794	GROUP 1001 INS HOLDINGS GRP	2,118,360	0.01%	99.72 %
85	L	4932	BRIGHTHOUSE HOLDINGS GRP	2,102,589	0.01%	99.73 %
86	L	56693	GCU	1,770,924	0.01%	99.75 %
87	L	300	HORACE MANN GRP	1,763,480	0.01%	99.76 %
88	H	4979	ZING HLTH ENTERPRISES GRP	1,677,682	0.01%	99.77 %
89	L	477	RENAISSANCE HLTH SERV CORP GRP	1,651,496	0.01%	99.78 %
90	L	50	COUNTRY INS & FIN SERV GRP	1,597,921	0.01%	99.79 %
91	L	69337	AMERICAN FIN SECURITY LIFE INS CO	1,586,621	0.01%	99.80 %
92	L	31	BERKSHIRE HATHAWAY GRP	1,546,351	0.01%	99.81 %
93	L	781	UNION LABOR GRP	1,466,537	0.01%	99.81 %
94	L	71404	CONTINENTAL GEN INS CO	1,335,593	0.01%	99.82 %
95	L	458	DAI-ICHI LIFE HOLDINGS INC GRP	1,253,409	0.01%	99.83 %
96	L	1186	LIFETIME HLTHCARE GRP	1,175,035	0.01%	99.84 %
97	L	619	ONEAMERICA FIN PARTNERS GRP	1,171,562	0.01%	99.85 %
98	H	4918	CLOVER HLTH GRP	1,079,255	0.01%	99.85 %
99	L	71471	ABILITY INS CO	1,074,840	0.01%	99.86 %
100	L	4903	CALTON HOLDINGS GRP	1,074,512	0.01%	99.86 %
101	L	56499	ASSURED LIFE ASSN	1,064,360	0.01%	99.87 %
102	L	12	AMERICAN INTL GRP	1,040,988	0.01%	99.88 %
103	L	3436	LIBERTY LIFE GRP TRUST GRP	1,021,868	0.01%	99.88 %
104	L	449	FINANCIAL HOLDINGS GRP	978,317	0.01%	99.89 %
105	L	4925	KUVARE GRP	953,401	0.01%	99.90 %
106	L	58033	KNIGHTS OF COLUMBUS	897,923	0.01%	99.90 %
107	L	704	CONSTELLATION INS HOLDINGS GRP	884,583	0.01%	99.91 %
108	L	56383	ORDER OF UNITED COMMERCIAL TRAVELERS	871,348	0.01%	99.91 %
109	L	23	BCS INS GRP	860,570	0.01%	99.92 %
110	L	11121	UNIFIED LIFE INS CO	834,869	0.01%	99.92 %
111	L	3891	GLOBAL ATLANTIC GRP	823,438	0.01%	99.93 %
112	L	572	BCBS OF MI GRP	779,353	- %	99.93 %
113	H	68420	WMI MUT INS CO	630,721	- %	99.94 %
114	L	588	KANSAS CITY LIFE INS GRP	602,513	- %	99.94 %
115	H	4719	AMFIRST HOLDINGS GRP	582,605	- %	99.94 %
116	L	90638	BEST LIFE & HLTH INS CO	581,304	- %	99.95 %
117	L	7	FEDERATED MUT GRP	565,063	- %	99.95 %
118	L	64580	ILLINOIS MUT LIFE INS CO	548,604	- %	99.95 %
119	L	58068	INDEPENDENT ORDER OF FORESTERS US BR	526,337	- %	99.96 %
120	L	535	COLUMBIAN LIFE GRP	501,463	- %	99.96 %
121	L	57657	ROYAL NEIGHBORS OF AMER	445,816	- %	99.96 %
122	H	64696	FIRST CONTINENTAL LIFE & ACC	429,258	- %	99.97 %
123	L	918	JACKSON NATL GRP	416,435	- %	99.97 %
124	L	68	WISCONSIN PHYSICIANS SERV INS GRP	412,135	- %	99.97 %
125	L	60216	AMALGAMATED LIFE INS CO	355,514	- %	99.97 %
			<b>**TOTAL**</b>	<b>16,239,898,880</b>	<b>100.00%</b>	<b>100.00 %</b>

**ACCIDENT and HEALTH INSURANCE INDUSTRY  
PROPERTY/CASUALTY, LIFE/HEALTH and HEALTH INSURERS  
2022 MARKET SHARE REPORT - TOTAL PREMIUM**

**Arkansas**

Rank	Business Type	Group/ Company Code	Group/Company Name	Direct Written Premium	Market Share	Cumulative Market Share
1	LH	876	ARKANSAS BCBS GRP	3,095,964,896	29.47%	29.47 %
2	LH	1295	CENTENE CORP GRP	2,099,599,288	19.99%	49.45 %
3	LH	707	UNITEDHEALTH GRP	1,876,700,858	17.86%	67.32 %
4	H	119	HUMANA GRP	910,051,282	8.66%	75.98 %
5	LH	671	ELEVANCE HLTH INC GRP	495,402,866	4.72%	80.70 %
6	H	16244	EMPOWER HEALTHCARE SOLUTIONS LLC	480,462,240	4.57%	85.27 %
7	LH	1	CVS GRP	322,894,796	3.07%	88.34 %
8	LH	477	RENAISSANCE HLTH SERV CORP GRP	219,502,395	2.09%	90.43 %
9	LH	901	CIGNA HLTH GRP	181,556,878	1.73%	92.16 %
10	L	565	UNUM GRP	72,246,256	0.69%	92.85 %
11	L	370	AFLAC GRP	62,405,322	0.59%	93.44 %
12	L	20	LINCOLN NATL GRP	48,173,452	0.46%	93.90 %
13	LH	261	MUTUAL OF OMAHA GRP	46,223,995	0.44%	94.34 %
14	LH	917	HCSC GRP	45,962,050	0.44%	94.78 %
15	H	15135	ARKANSAS SUPERIOR SELECT INC	41,260,192	0.39%	95.17 %
16	L	241	METROPOLITAN GRP	36,861,425	0.35%	95.52 %
17	H	3683	CARESOURCE GRP	34,017,404	0.32%	95.85 %
18	L	4832	VOYA FINANCIAL GRP	25,251,291	0.24%	96.09 %
19	L	826	NEW YORK LIFE GRP	21,731,721	0.21%	96.29 %
20	L	429	GUARDIAN LIFE GRP	20,849,672	0.20%	96.49 %
21	L	332	PRINCIPAL FIN GRP	17,600,776	0.17%	96.66 %
22	L	290	GLOBE LIFE INC GRP	17,194,995	0.16%	96.82 %
23	L	330	AMERICAN FIDELITY CORP GRP	17,126,399	0.16%	96.98 %
24	L	3098	TOKIO MARINE HOLDINGS INC GRP	16,588,765	0.16%	97.14 %
25	L	860	NORTHWESTERN MUT GRP	15,533,362	0.15%	97.29 %
26	L	8	ALLSTATE INS GRP	14,893,037	0.14%	97.43 %
27	L	4011	GENWORTH FIN GRP	14,577,191	0.14%	97.57 %
28	L	1348	MEIJI YASUDA LIFE INS GRP	14,502,252	0.14%	97.71 %
29	L	549	SUN LIFE FINANCIAL INC GRP	14,203,614	0.14%	97.84 %
30	L	233	CNO FINANCIAL GRP	12,873,605	0.12%	97.97 %
31	L	91	HARTFORD FIRE & CAS GRP	11,517,152	0.11%	98.08 %
32	L	304	PRUDENTIAL OF AMER GRP	11,133,812	0.11%	98.18 %
33	L	468	AEGON US HOLDING GRP	11,114,863	0.11%	98.29 %
34	L	1117	MANHATTAN LIFE GRP	9,068,651	0.09%	98.37 %
35	L	904	JOHN HANCOCK GRP	8,717,420	0.08%	98.46 %
36	H	438	LOUISIANA HLTH SERV GRP	8,399,072	0.08%	98.54 %
37	L	1211	NATIONAL GUARDIAN LIFE INS GRP	7,620,782	0.07%	98.61 %
38	L	661	BCBS OF SC GRP	6,526,084	0.06%	98.67 %
39	L	4855	SUMITOMO LIFE INS GRP	5,881,734	0.06%	98.73 %
40	L	943	AMERITAS MUT HOLDING GRP	5,800,254	0.06%	98.78 %
41	L	619	ONEAMERICA FIN PARTNERS GRP	5,724,200	0.05%	98.84 %
42	L	626	CHUBB LTD GRP	5,444,749	0.05%	98.89 %
43	L	520	NEW ERA LIFE GRP	5,270,175	0.05%	98.94 %
44	L	276	TRUSTMARK MUT HOLDING CO GRP	5,189,166	0.05%	98.99 %
45	L	451	FIDELITY SECURITY GRP	4,923,248	0.05%	99.04 %
46	L	836	WEST SOUTHERN GRP	4,308,387	0.04%	99.08 %
47	L	4922	ENTERPRISE INVESTMENTS GRP	4,285,739	0.04%	99.12 %
48	L	4947	PROSPERITY LIFE INS GRP	4,207,967	0.04%	99.16 %
49	L	869	MINNESOTA MUT GRP	4,016,270	0.04%	99.20 %
50	L	4965	EQUITABLE HOLDINGS INC GRP	3,802,272	0.04%	99.23 %
51	L	687	GUARANTEE TRUST GRP	3,796,549	0.04%	99.27 %
52	L	367	PHYSICIANS MUT GRP	3,529,215	0.03%	99.30 %
53	L	812	HIGHMARK GRP	2,946,063	0.03%	99.33 %
54	L	140	NATIONWIDE CORP GRP	2,886,013	0.03%	99.36 %
55	L	3527	WELLABE MUT HOLDING CO GRP	2,877,543	0.03%	99.39 %
56	L	61921	CITIZENS SECURITY LIFE INS CO	2,859,318	0.03%	99.41 %
57	L	435	MASS MUT LIFE INS GRP	2,840,663	0.03%	99.44 %
58	H	4794	GROUP 1001 INS HOLDINGS GRP	2,773,054	0.03%	99.47 %
59	L	98	WR BERKLEY CORP GRP	2,727,313	0.03%	99.49 %
60	L	306	TRUSTAGE GRP	2,502,213	0.02%	99.52 %
61	L	730	MEDICAL MUT OF OH GRP	2,295,985	0.02%	99.54 %
62	L	123	SHELTER INS GRP	2,126,848	0.02%	99.56 %
63	L	181	SWISS RE GRP	1,938,904	0.02%	99.58 %
64	L	71404	CONTINENTAL GEN INS CO	1,830,019	0.02%	99.59 %

**ACCIDENT and HEALTH INSURANCE INDUSTRY  
PROPERTY/CASUALTY, LIFE/HEALTH and HEALTH INSURERS  
2022 MARKET SHARE REPORT - TOTAL PREMIUM**

**Arkansas**

Rank	Business Type	Group/ Company Code	Group/Company Name	Direct Written Premium	Market Share	Cumulative Market Share
65	L	4	AMERIPRISE FIN GRP	1,757,992	0.02%	99.61 %
66	H	4818	OSCAR HEALTH INC GRP	1,750,271	0.02%	99.63 %
67	L	4888	STERLING FINANCIAL INS GRP INC	1,698,156	0.02%	99.64 %
68	L	4824	ADVANTAGE CAPITAL GRP	1,648,472	0.02%	99.66 %
69	L	69132	STATE MUT INS CO	1,636,802	0.02%	99.67 %
70	L	200	UNITED SERV AUTOMOBILE ASSN GRP	1,604,050	0.02%	99.69 %
71	L	449	FINANCIAL HOLDINGS GRP	1,553,342	0.01%	99.70 %
72	L	68896	SOUTHERN FARM BUREAU LIFE INS CO	1,503,001	0.01%	99.72 %
73	L	300	HORACE MANN GRP	1,482,353	0.01%	99.73 %
74	L	56014	THRIVENT FINANCIAL FOR LUTHERANS	1,170,073	0.01%	99.74 %
75	L	587	ATLANTIC AMER GRP	1,144,073	0.01%	99.75 %
76	L	761	ALLIANZ INS GRP	1,108,429	0.01%	99.77 %
77	H	2479	DENTEGRA GRP	1,026,261	0.01%	99.78 %
78	L	56499	ASSURED LIFE ASSN	1,023,770	0.01%	99.78 %
79	L	525	PAN AMER LIFE GRP	1,022,027	0.01%	99.79 %
80	L	65412	LIFE INS CO OF AL	990,161	0.01%	99.80 %
81	L	66214	HEARTLAND NATL LIFE INS CO	979,861	0.01%	99.81 %
82	L	12	AMERICAN INTL GRP	859,469	0.01%	99.82 %
83	L	23	BCS INS GRP	846,087	0.01%	99.83 %
84	L	215	KEMPER CORP GRP	845,574	0.01%	99.84 %
85	L	56383	ORDER OF UNITED COMMERCIAL TRAVELERS	810,708	0.01%	99.85 %
86	L	574	AMERCO CORP GRP	796,860	0.01%	99.85 %
87	L	212	ZURICH INS GRP	713,611	0.01%	99.86 %
88	L	11121	UNIFIED LIFE INS CO	704,405	0.01%	99.87 %
89	L	572	BCBS OF MI GRP	691,920	0.01%	99.87 %
90	L	4853	AAA LIFE GRP	653,145	0.01%	99.88 %
91	L	458	DAI-ICHI LIFE HOLDINGS INC GRP	616,824	0.01%	99.89 %
92	L	4736	GGC GRP	597,354	0.01%	99.89 %
93	H	12747	ELIXIR INS CO	591,608	0.01%	99.90 %
94	L	781	UNION LABOR GRP	571,654	0.01%	99.90 %
95	L	4862	ASSURITY GRP	558,212	0.01%	99.91 %
96	L	4213	WILTON RE GRP	545,701	0.01%	99.91 %
97	L	90638	BEST LIFE & HLTH INS CO	507,299	- %	99.92 %
98	L	7	FEDERATED MUT GRP	497,909	- %	99.92 %
99	H	4719	AMFIRST HOLDINGS GRP	487,213	- %	99.93 %
100	L	69337	AMERICAN FIN SECURITY LIFE INS CO	449,518	- %	99.93 %
101	L	408	BROOKFIELD ASSET MGMT REINS PARTNERS	416,070	- %	99.93 %
102	L	71471	ABILITY INS CO	394,122	- %	99.94 %
103	L	588	KANSAS CITY LIFE INS GRP	371,222	- %	99.94 %
104	L	58033	KNIGHTS OF COLUMBUS	354,652	- %	99.95 %
105	L	4712	GPM LIFE GRP	346,057	- %	99.95 %
106	L	704	CONSTELLATION INS HOLDINGS GRP	335,412	- %	99.95 %
107	L	4925	KUVARE GRP	325,219	- %	99.96 %
108	L	1186	LIFETIME HLTHCARE GRP	323,796	- %	99.96 %
109	L	57320	WOODMEN WORLD LIFE INS SOC	320,627	- %	99.96 %
110	L	948	GULF GUARANTY GRP	296,882	- %	99.96 %
111	L	4932	BRIGHTHOUSE HOLDINGS GRP	288,116	- %	99.97 %
112	L	4903	CALTON HOLDINGS GRP	265,896	- %	99.97 %
113	L	64580	ILLINOIS MUT LIFE INS CO	220,422	- %	99.97 %
114	L	5014	EVERLAKE HOLDINGS GRP	199,898	- %	99.97 %
115	L	3891	GLOBAL ATLANTIC GRP	176,704	- %	99.98 %
116	L	150	OLD REPUBLIC GRP	165,058	- %	99.98 %
117	H	4979	ZING HLTH ENTERPRISES GRP	164,554	- %	99.98 %
118	L	581	BOSTON MUT GRP	163,717	- %	99.98 %
119	L	918	JACKSON NATL GRP	157,324	- %	99.98 %
120	H	61018	MAGNA INS CO	145,336	- %	99.98 %
121	L	769	GREAT WEST GRP	144,701	- %	99.98 %
122	L	57657	ROYAL NEIGHBORS OF AMER	141,293	- %	99.99 %
123	L	60216	AMALGAMATED LIFE INS CO	127,183	- %	99.99 %
124	L	3436	LIBERTY LIFE GRP TRUST GRP	123,228	- %	99.99 %
125	L	5021	ONEMAIN HOLDINGS INC GRP	114,798	- %	99.99 %
			<b>**TOTAL**</b>	<b>10,505,790,073</b>	<b>100.00%</b>	<b>100.00 %</b>

**ACCIDENT and HEALTH INSURANCE INDUSTRY  
PROPERTY/CASUALTY, LIFE/HEALTH and HEALTH INSURERS  
2022 MARKET SHARE REPORT - TOTAL PREMIUM**

**California**

Rank	Business Type	Group/ Company Code	Group/Company Name	Direct Written Premium	Market Share	Cumulative Market Share
1	H CA	601	KAISER FOUNDATION GRP	68,415,220,236	28.98%	28.98 %
2	CA		CALIFORNIA PHYSICIANS' SERVICE	20,211,308,000	8.56%	37.55 %
3	CA		BLUE CROSS OF CALIFORNIA	16,621,689,000	7.04%	44.59 %
4	CA		HEALTH NET OF CALIFORNIA, INC.	9,089,289,748	3.85%	48.44 %
5	CA		LOCAL INITIATIVE HEALTH AUTHORITY FO	8,821,232,945	3.74%	52.18 %
6	CA		HEALTH NET COMMUNITY SOLUTIONS, INC.	7,560,342,640	3.20%	55.38 %
7	CA		UHC OF CALIFORNIA	6,991,593,000	2.96%	58.34 %
8	L H CA	707	UNITEDHEALTH GRP	6,841,409,337	2.90%	61.24 %
9	CA		INLAND EMPIRE HEALTH PLAN	6,372,173,210	2.70%	63.94 %
10	L H CA	1	CVS GRP	4,672,139,892	1.98%	65.92 %
11	CA		SCAN HEALTH PLAN	4,292,755,000	1.82%	67.74 %
12	CA		ORANGE COUNTY HEALTH AUTHORITY	4,227,258,730	1.79%	69.53 %
13	CA		OPTUM HEALTH PLAN OF CALIFORNIA	3,727,848,195	1.58%	71.11 %
14	L H CA	671	ELEVANCE HLTH INC GRP	3,693,498,450	1.56%	72.67 %
15	CA		HERITAGE PROVIDER NETWORK, INC.	3,667,111,770	1.55%	74.23 %
16	CA		PARTNERSHIP HEALTHPLAN OF CALIFORNIA	3,285,782,331	1.39%	75.62 %
17	CA		DELTA DENTAL OF CALIFORNIA	2,998,090,000	1.27%	76.89 %
18	CA		BLUE CROSS OF CALIFORNIA PARTNERSHIP	2,957,071,000	1.25%	78.14 %
19	L H CA	901	CIGNA HLTH GRP	2,677,966,104	1.13%	79.27 %
20	CA	1531	MOLINA HEALTHCARE INC GRP	2,509,734,779	1.06%	80.34 %
21	L CA	2798	BLUE SHIELD OF CA GRP	1,996,707,401	0.85%	81.18 %
22	H	119	HUMANA GRP	1,944,577,750	0.82%	82.01 %
23	CA		SANTA CLARA COUNTY HEALTH AUTHORITY	1,704,493,783	0.72%	82.73 %
24	CA		SANTA CRUZ-MONTEREY-MERCED MANAGED M	1,546,913,952	0.66%	83.39 %
25	CA		FRESNO-KINGS-MADERA REGIONAL HEALTH	1,516,454,340	0.64%	84.03 %
26	CA		PRIMECARE MEDICAL NETWORK, INC.	1,408,123,480	0.60%	84.62 %
27	CA		CHG FOUNDATION	1,367,374,414	0.58%	85.20 %
28	CA		ALIGNMENT HEALTH PLAN	1,308,386,184	0.55%	85.76 %
29	CA		SAN JOAQUIN COUNTY HEALTH COMMISSION	1,254,549,268	0.53%	86.29 %
30	CA		WELLCARE OF CALIFORNIA, INC.	1,190,440,527	0.50%	86.79 %
31	CA		ALAMEDA ALLIANCE FOR HEALTH	1,184,575,820	0.50%	87.30 %
32	CA		SANTA BARBARA SAN LUIS OBISPO REGION	1,179,783,621	0.50%	87.80 %
33	CA		PROVIDENCE HEALTH ASSURANCE	1,151,363,404	0.49%	88.28 %
34	L H	1295	CENTENE CORP GRP	1,126,311,546	0.48%	88.76 %
35	L CA	241	METROPOLITAN GRP	1,100,954,296	0.47%	89.23 %
36	CA		UNIVERSAL CARE, INC.	1,055,664,808	0.45%	89.67 %
37	CA		KERN HEALTH SYSTEMS	1,052,371,000	0.45%	90.12 %
38	CA		SAN MATEO HEALTH COMMISSION	1,030,893,887	0.44%	90.56 %
39	CA		MONARCH HEALTH PLAN	972,802,884	0.41%	90.97 %
40	CA		CONTRA COSTA COUNTY MEDICAL SERVICES	961,827,548	0.41%	91.38 %
41	CA		SHARP HEALTH PLAN	914,887,293	0.39%	91.76 %
42	CA		SCRIPPS HEALTH PLAN SERVICES, INC.	831,800,191	0.35%	92.12 %
43	CA		CALIFORNIA HEALTH AND WELLNESS PLAN	827,474,423	0.35%	92.47 %
44	L H	429	GUARDIAN LIFE GRP	776,405,425	0.33%	92.80 %
45	CA		SANTA CLARA COUNTY	737,188,800	0.31%	93.11 %
46	CA		SAN FRANCISCO HEALTH AUTHORITY	692,310,823	0.29%	93.40 %
47	CA		WESTERN HEALTH ADVANTAGE	673,503,989	0.29%	93.69 %
48	L	565	UNUM GRP	667,290,104	0.28%	93.97 %
49	CA	15107	SUTTER HLTH PLAN	650,477,029	0.28%	94.24 %
50	CA	1189	VISION SERV PLAN GRP	606,715,894	0.26%	94.50 %
51	CA		EPIC HEALTH PLAN	587,058,938	0.25%	94.75 %
52	CA		CENTRAL HEALTH PLAN OF CALIFORNIA, I	523,073,297	0.22%	94.97 %
53	CA		HUMANA HEALTH PLAN OF TEXAS, INC.	432,264,302	0.18%	95.16 %
54	L	370	AFLAC GRP	398,207,779	0.17%	95.32 %
55	L	20	LINCOLN NATL GRP	378,452,441	0.16%	95.48 %
56	CA		HUMAN AFFAIRS INTERNATIONAL OF CALIF	359,468,773	0.15%	95.64 %
57	L	1348	MEIJI YASUDA LIFE INS GRP	331,432,644	0.14%	95.78 %
58	CA		PROVIDENCE HEALTH NETWORK	331,186,072	0.14%	95.92 %
59	CA		PROSPECT HEALTH PLAN, INC.	324,453,524	0.14%	96.05 %
60	L	332	PRINCIPAL FIN GRP	315,094,304	0.13%	96.19 %
61	L	826	NEW YORK LIFE GRP	313,685,647	0.13%	96.32 %
62	CA		BAY AREA ACCOUNTABLE CARE NETWORK, I	308,512,919	0.13%	96.45 %
63	L	91	HARTFORD FIRE & CAS GRP	288,667,870	0.12%	96.57 %
64	CA		BROWN & TOLAND HEALTH SERVICES, INC.	271,978,482	0.12%	96.69 %



**ACCIDENT and HEALTH INSURANCE INDUSTRY  
PROPERTY/CASUALTY, LIFE/HEALTH and HEALTH INSURERS  
2022 MARKET SHARE REPORT - TOTAL PREMIUM**

**California**

Rank	Business Type	Group/ Company Code	Group/Company Name	Direct Written Premium	Market Share	Cumulative Market Share
65	L	4011	GENWORTH FIN GRP	268,644,402	0.11%	96.80 %
66	L	4832	VOYA FINANCIAL GRP	265,243,279	0.11%	96.92 %
67	L	549	SUN LIFE FINANCIAL INC GRP	264,411,012	0.11%	97.03 %
68	CA		OSCAR HEALTH PLAN OF CALIFORNIA	256,100,043	0.11%	97.14 %
69	L	3098	TOKIO MARINE HOLDINGS INC GRP	230,891,511	0.10%	97.23 %
70	CA		WESTERN DENTAL SERVICES, INC.	228,803,562	0.10%	97.33 %
71	L	330	AMERICAN FIDELITY CORP GRP	223,700,489	0.09%	97.43 %
72	L H	261	MUTUAL OF OMAHA GRP	212,604,546	0.09%	97.52 %
73	CA		ON LOK SENIOR HEALTH SERVICES	205,330,089	0.09%	97.60 %
74	CA		ALTAMED HEALTH NETWORK, INC.	191,299,995	0.08%	97.68 %
75	CA		L.A. CARE HEALTH PLAN JOINT POWERS A	190,995,188	0.08%	97.76 %
76	L	304	PRUDENTIAL OF AMER GRP	185,594,258	0.08%	97.84 %
77	CA		IMPERIAL HEALTH PLAN OF CALIFORNIA,	169,645,469	0.07%	97.92 %
78	CA		DIGNITY HEALTH PROVIDER RESOURCES, I	166,776,360	0.07%	97.99 %
79	L	860	NORTHWESTERN MUT GRP	154,850,094	0.07%	98.05 %
80	CA	3502	AMERICAN SPECIALTY GRP	154,041,199	0.07%	98.12 %
81	CA		MEDCORE HP	148,190,739	0.06%	98.18 %
82	CA		HUMANA HEALTH PLAN OF CALIFORNIA, IN	147,686,937	0.06%	98.24 %
83	CA		CHOICE PHYSICIANS NETWORK, INC.	147,263,023	0.06%	98.30 %
84	CA		SEQUOIA HEALTH PLAN, INC.	143,867,757	0.06%	98.37 %
85	CA		COMMUNITY HEALTH GROUP	133,734,908	0.06%	98.42 %
86	L	468	AEGON US HOLDING GRP	133,266,156	0.06%	98.48 %
87	L	943	AMERITAS MUT HOLDING GRP	126,837,778	0.05%	98.53 %
88	CA		CHINESE COMMUNITY HEALTH PLAN	124,034,209	0.05%	98.58 %
89	CA		HILL PHYSICIANS CARE SOLUTIONS, INC.	114,747,000	0.05%	98.63 %
90	CA		SISTEMAS MEDICOS NACIONALES, S.A.DE	112,998,704	0.05%	98.68 %
91	CA		MERITAGE HEALTH PLAN	111,196,684	0.05%	98.73 %
92	H	81264	NIPPON LIFE INS CO OF AMER	109,912,254	0.05%	98.77 %
93	L	904	JOHN HANCOCK GRP	100,865,698	0.04%	98.82 %
94	CA		CLEVER CARE OF GOLDEN STATE INC.	100,655,760	0.04%	98.86 %
95	CA	4692	LIBERTY DENTAL PLAN GRP	99,765,474	0.04%	98.90 %
96	H	12747	ELIXIR INS CO	99,543,414	0.04%	98.94 %
97	L H CA	812	HIGHMARK GRP	96,098,310	0.04%	98.99 %
98	CA		COUNTY OF VENTURA	83,839,197	0.04%	99.02 %
99	L	4855	SUMITOMO LIFE INS GRP	81,470,676	0.03%	99.06 %
100	CA		ASPIRE HEALTH PLAN	80,222,655	0.03%	99.09 %
101	L	233	CNO FINANCIAL GRP	77,194,208	0.03%	99.12 %
102	CA		PIH HEALTH CARE SOLUTIONS	74,046,857	0.03%	99.15 %
103	CA		PREMIER HEALTH PLAN SERVICES, INC.	73,407,903	0.03%	99.18 %
104	CA		U. S. BEHAVIORAL HEALTH PLAN, CALIFO	72,962,634	0.03%	99.22 %
105	L	290	GLOBE LIFE INC GRP	69,550,390	0.03%	99.24 %
106	CA		ESSENCE HEALTHCARE OF CALIFORNIAN, I	69,113,093	0.03%	99.27 %
107	L	1211	NATIONAL GUARDIAN LIFE INS GRP	65,285,659	0.03%	99.30 %
108	L	435	MASS MUT LIFE INS GRP	64,331,223	0.03%	99.33 %
109	L	451	FIDELITY SECURITY GRP	64,052,751	0.03%	99.36 %
110	CA	10756	COMMUNITY CARE HLTH PLAN INC	60,888,256	0.03%	99.38 %
111	CA		AIDS HEALTHCARE FOUNDATION	57,947,089	0.02%	99.41 %
112	L	869	MINNESOTA MUT GRP	54,099,789	0.02%	99.43 %
113	H	2479	DENTEGRA GRP	50,114,411	0.02%	99.45 %
114	L	200	UNITED SERV AUTOMOBILE ASSN GRP	48,952,336	0.02%	99.47 %
115	L	8	ALLSTATE INS GRP	47,598,301	0.02%	99.49 %
116	CA		ACCESS DENTAL PLAN	46,172,352	0.02%	99.51 %
117	L	306	TRUSTAGE GRP	44,411,347	0.02%	99.53 %
118	CA		FOR YOUR BENEFIT, INC.	43,058,031	0.02%	99.55 %
119	CA		MEMORIALCARE SELECT HEALTH PLAN	42,711,503	0.02%	99.57 %
120	L	525	PAN AMER LIFE GRP	41,101,863	0.02%	99.58 %
121	L	98	WR BERKLEY CORP GRP	40,320,312	0.02%	99.60 %
122	L	300	HORACE MANN GRP	37,798,746	0.02%	99.62 %
123	CA		ADVENTIST HEALTH PLAN, INC.	35,905,323	0.02%	99.63 %
124	L	661	BCBS OF SC GRP	35,839,479	0.02%	99.65 %
125	CA		EYEXAM OF CALIFORNIA, INC.	35,130,972	0.01%	99.66 %
			<b>**TOTAL**</b>	<b>236,044,243,065</b>	<b>100.00%</b>	<b>100.00 %</b>

**ACCIDENT and HEALTH INSURANCE INDUSTRY  
PROPERTY/CASUALTY, LIFE/HEALTH and HEALTH INSURERS  
2022 MARKET SHARE REPORT - TOTAL PREMIUM**

**Colorado**

Rank	Business Type	Group/ Company Code	Group/Company Name	Direct Written Premium	Market Share	Cumulative Market Share
1	LH	707	UNITEDHEALTH GRP	5,302,339,774	29.08%	29.08 %
2	H	601	KAISER FOUNDATION GRP	3,670,683,166	20.13%	49.21 %
3	LH	671	ELEVANCE HLTH INC GRP	2,693,176,147	14.77%	63.99 %
4	LH	901	CIGNA HLTH GRP	1,143,680,506	6.27%	70.26 %
5	H	119	HUMANA GRP	1,120,658,602	6.15%	76.40 %
6	LH	1	CVS GRP	635,012,522	3.48%	79.89 %
7	H	95750	DENVER HLTH MEDICAL PLAN INC	564,142,192	3.09%	82.98 %
8	LH	812	HIGHMARK GRP	542,621,482	2.98%	85.96 %
9	H	4781	COLORADO ACCESS GRP	347,120,839	1.90%	87.86 %
10	H	5027	ENSEMBLE INNOVATION VENTURES GRP	211,036,387	1.16%	89.02 %
11	H	4887	BRIGHT HLTH GRP	185,651,656	1.02%	90.04 %
12	L	241	METROPOLITAN GRP	136,043,310	0.75%	90.78 %
13	H	4976	FRIDAY HLTH PLANS GRP	119,168,330	0.65%	91.44 %
14	L	565	UNUM GRP	114,013,664	0.63%	92.06 %
15	LH	261	MUTUAL OF OMAHA GRP	103,320,020	0.57%	92.63 %
16	LH	549	SUN LIFE FINANCIAL INC GRP	93,337,787	0.51%	93.14 %
17	L	370	AFLAC GRP	72,343,597	0.40%	93.54 %
18	L	826	NEW YORK LIFE GRP	71,689,577	0.39%	93.93 %
19	L	91	HARTFORD FIRE & CAS GRP	69,278,781	0.38%	94.31 %
20	H	1189	VISION SERV PLAN GRP	61,675,879	0.34%	94.65 %
21	L	860	NORTHWESTERN MUT GRP	61,514,254	0.34%	94.99 %
22	L	20	LINCOLN NATL GRP	56,026,319	0.31%	95.29 %
23	L	429	GUARDIAN LIFE GRP	55,674,663	0.31%	95.60 %
24	L	4011	GENWORTH FIN GRP	54,581,297	0.30%	95.90 %
25	L	1348	MEIJI YASUDA LIFE INS GRP	51,585,579	0.28%	96.18 %
26	L	4832	VOYA FINANCIAL GRP	50,423,090	0.28%	96.46 %
27	L	332	PRINCIPAL FIN GRP	47,949,830	0.26%	96.72 %
28	L	904	JOHN HANCOCK GRP	39,582,116	0.22%	96.94 %
29	L	4855	SUMITOMO LIFE INS GRP	35,662,402	0.20%	97.13 %
30	LH	1295	CENTENE CORP GRP	35,111,142	0.19%	97.33 %
31	L	3098	TOKIO MARINE HOLDINGS INC GRP	29,957,060	0.16%	97.49 %
32	L	233	CNO FINANCIAL GRP	28,054,548	0.15%	97.64 %
33	L	304	PRUDENTIAL OF AMER GRP	25,826,754	0.14%	97.79 %
34	L	468	AEGON US HOLDING GRP	22,194,817	0.12%	97.91 %
35	L	8	ALLSTATE INS GRP	21,034,844	0.12%	98.02 %
36	L	3527	WELLABE MUT HOLDING CO GRP	20,690,417	0.11%	98.14 %
37	L	451	FIDELITY SECURITY GRP	19,490,849	0.11%	98.24 %
38	H	4818	OSCAR HEALTH INC GRP	18,270,558	0.10%	98.34 %
39	L	290	GLOBE LIFE INC GRP	16,450,595	0.09%	98.43 %
40	L	200	UNITED SERV AUTOMOBILE ASSN GRP	14,908,441	0.08%	98.52 %
41	L	330	AMERICAN FIDELITY CORP GRP	14,355,634	0.08%	98.59 %
42	L	943	AMERITAS MUT HOLDING GRP	13,849,591	0.08%	98.67 %
43	L	93521	GRANULAR INS CO	12,317,329	0.07%	98.74 %
44	L	435	MASS MUT LIFE INS GRP	11,879,035	0.07%	98.80 %
45	H	12747	ELIXIR INS CO	11,498,945	0.06%	98.87 %
46	H	4920	LONGEVITY HLTH GRP	11,140,005	0.06%	98.93 %
47	L	367	PHYSICIANS MUT GRP	11,059,203	0.06%	98.99 %
48	L	140	NATIONWIDE CORP GRP	10,128,196	0.06%	99.04 %
49	L	56014	THRIVENT FINANCIAL FOR LUTHERANS	9,680,612	0.05%	99.10 %
50	L	306	TRUSTAGE GRP	9,226,056	0.05%	99.15 %
51	L	661	BCBS OF SC GRP	9,130,721	0.05%	99.20 %
52	L	836	WEST SOUTHERN GRP	8,908,979	0.05%	99.25 %
53	L	525	PAN AMER LIFE GRP	8,044,776	0.04%	99.29 %
54	L	1211	NATIONAL GUARDIAN LIFE INS GRP	7,327,915	0.04%	99.33 %
55	H	2479	DENTEGRA GRP	6,458,805	0.04%	99.37 %
56	L	869	MINNESOTA MUT GRP	6,205,591	0.03%	99.40 %
57	L	98	WR BERKLEY CORP GRP	5,272,824	0.03%	99.43 %
58	L	730	MEDICAL MUT OF OH GRP	5,228,576	0.03%	99.46 %
59	L	761	ALLIANZ INS GRP	4,954,805	0.03%	99.49 %
60	L	626	CHUBB LTD GRP	4,721,649	0.03%	99.51 %
61	L	4	AMERIPRISE FIN GRP	4,663,776	0.03%	99.54 %
62	L	687	GUARANTEE TRUST GRP	4,464,730	0.02%	99.56 %
63	LH	4794	GROUP 1001 INS HOLDINGS GRP	4,252,374	0.02%	99.58 %
64	L	4888	STERLING FINANCIAL INS GRP INC	4,106,622	0.02%	99.61 %

**ACCIDENT and HEALTH INSURANCE INDUSTRY  
PROPERTY/CASUALTY, LIFE/HEALTH and HEALTH INSURERS  
2022 MARKET SHARE REPORT - TOTAL PREMIUM**

**Colorado**

Rank	Business Type	Group/ Company Code	Group/Company Name	Direct Written Premium	Market Share	Cumulative Market Share
65	L	69132	STATE MUT INS CO	3,965,553	0.02%	99.63 %
66	L	4965	EQUITABLE HOLDINGS INC GRP	3,670,844	0.02%	99.65 %
67	L	4862	ASSURITY GRP	3,410,736	0.02%	99.67 %
68	L	71404	CONTINENTAL GEN INS CO	3,255,754	0.02%	99.69 %
69	L	1117	MANHATTAN LIFE GRP	2,654,275	0.01%	99.70 %
70	L	4824	ADVANTAGE CAPITAL GRP	2,179,098	0.01%	99.71 %
71	L	300	HORACE MANN GRP	2,110,668	0.01%	99.72 %
72	L	276	TRUSTMARK MUT HOLDING CO GRP	2,062,508	0.01%	99.73 %
73	L H	917	HCSC GRP	2,014,092	0.01%	99.75 %
74	H	4975	PERENNIAL CONSORTIUM LLC GRP	1,878,029	0.01%	99.76 %
75	L	31	BERKSHIRE HATHAWAY GRP	1,871,266	0.01%	99.77 %
76	L	588	KANSAS CITY LIFE INS GRP	1,865,517	0.01%	99.78 %
77	L	1186	LIFETIME HLTHCARE GRP	1,846,667	0.01%	99.79 %
78	L	212	ZURICH INS GRP	1,826,837	0.01%	99.80 %
79	L	408	BROOKFIELD ASSET MGMT REINS PARTNERS	1,760,405	0.01%	99.81 %
80	H	4719	AMFIRST HOLDINGS GRP	1,587,077	0.01%	99.82 %
81	L	56383	ORDER OF UNITED COMMERCIAL TRAVELERS	1,540,123	0.01%	99.82 %
82	L	4853	AAA LIFE GRP	1,515,818	0.01%	99.83 %
83	L	4932	BRIGHTHOUSE HOLDINGS GRP	1,458,546	0.01%	99.84 %
84	L	58033	KNIGHTS OF COLUMBUS	1,420,453	0.01%	99.85 %
85	L	704	CONSTELLATION INS HOLDINGS GRP	1,419,897	0.01%	99.86 %
86	L	4925	KUVARE GRP	1,363,210	0.01%	99.86 %
87	L	458	DAI-ICHI LIFE HOLDINGS INC GRP	1,348,855	0.01%	99.87 %
88	L	619	ONEAMERICA FIN PARTNERS GRP	1,322,624	0.01%	99.88 %
89	L	587	ATLANTIC AMER GRP	1,233,184	0.01%	99.88 %
90	L	572	BCBS OF MI GRP	1,212,704	0.01%	99.89 %
91	L	12	AMERICAN INTL GRP	1,171,229	0.01%	99.90 %
92	L	64580	ILLINOIS MUT LIFE INS CO	1,096,395	0.01%	99.90 %
93	L	50	COUNTRY INS & FIN SERV GRP	1,087,414	0.01%	99.91 %
94	L	3436	LIBERTY LIFE GRP TRUST GRP	1,014,033	0.01%	99.92 %
95	L	781	UNION LABOR GRP	1,006,702	0.01%	99.92 %
96	L	477	RENAISSANCE HLTH SERV CORP GRP	990,139	0.01%	99.93 %
97	L	58009	POLICE & FIREMENS INS ASSN	926,751	0.01%	99.93 %
98	L	4712	GPM LIFE GRP	897,919	- %	99.94 %
99	L	3891	GLOBAL ATLANTIC GRP	843,241	- %	99.94 %
100	L	23	BCS INS GRP	711,315	- %	99.94 %
101	L	71471	ABILITY INS CO	654,681	- %	99.95 %
102	L	123	SHELTER INS GRP	546,317	- %	99.95 %
103	L	449	FINANCIAL HOLDINGS GRP	534,475	- %	99.95 %
104	L	769	GREAT WEST GRP	524,765	- %	99.96 %
105	L	2858	HOMESHIELD CAPITAL GRP	523,294	- %	99.96 %
106	L	181	SWISS RE GRP	480,276	- %	99.96 %
107	L	4736	GGC GRP	477,346	- %	99.97 %
108	L	7	FEDERATED MUT GRP	435,618	- %	99.97 %
109	L	574	AMERCO CORP GRP	435,224	- %	99.97 %
110	L	350	GENERAL ELECTRIC GRP	404,575	- %	99.97 %
111	H	64696	FIRST CONTINENTAL LIFE & ACC	365,891	- %	99.97 %
112	L	66214	HEARTLAND NATL LIFE INS CO	361,899	- %	99.98 %
113	L	4926	TALCOTT HOLDINGS GRP	315,504	- %	99.98 %
114	L	4947	PROSPERITY LIFE INS GRP	309,757	- %	99.98 %
115	L	918	JACKSON NATL GRP	299,190	- %	99.98 %
116	L	68	WISCONSIN PHYSICIANS SERV INS GRP	212,930	- %	99.98 %
117	L	581	BOSTON MUT GRP	207,316	- %	99.98 %
118	L	5026	21ST CENTURY LIFE & HEALTH CO GRP	193,814	- %	99.98 %
119	L	215	KEMPER CORP GRP	189,124	- %	99.99 %
120	L	4616	EVERENCE GRP	168,593	- %	99.99 %
121	L	56499	ASSURED LIFE ASSN	163,739	- %	99.99 %
122	L	5014	EVERLAKE HOLDINGS GRP	163,485	- %	99.99 %
123	L	5021	ONEMAIN HOLDINGS INC GRP	162,890	- %	99.99 %
124	L	60216	AMALGAMATED LIFE INS CO	158,198	- %	99.99 %
125	L	77879	5 STAR LIFE INS CO	155,322	- %	99.99 %
			<b>**TOTAL**</b>	<b>18,232,513,317</b>	<b>100.00%</b>	<b>100.00 %</b>

**ACCIDENT and HEALTH INSURANCE INDUSTRY  
PROPERTY/CASUALTY, LIFE/HEALTH and HEALTH INSURERS  
2022 MARKET SHARE REPORT - TOTAL PREMIUM**

**Connecticut**

Rank	Business Type	Group/ Company Code	Group/Company Name	Direct Written Premium	Market Share	Cumulative Market Share
1	LH	707	UNITEDHEALTH GRP	4,000,333,774	34.72%	34.72 %
2	LH	671	ELEVANCE HLTH INC GRP	2,298,063,886	19.95%	54.67 %
3	H	1127	EMBLEM HLTH GRP	1,754,711,742	15.23%	69.90 %
4	LH	1	CVS GRP	1,179,616,203	10.24%	80.14 %
5	LH	901	CIGNA HLTH GRP	737,542,438	6.40%	86.55 %
6	LH	1295	CENTENE CORP GRP	246,092,862	2.14%	88.68 %
7	H	4742	POINT32HEALTH INC GRP	126,358,990	1.10%	89.78 %
8	L	241	METROPOLITAN GRP	120,390,497	1.05%	90.82 %
9	L	565	UNUM GRP	79,819,519	0.69%	91.52 %
10	L	91	HARTFORD FIRE & CAS GRP	64,928,353	0.56%	92.08 %
11	L	4011	GENWORTH FIN GRP	57,844,397	0.50%	92.58 %
12	L	860	NORTHWESTERN MUT GRP	55,465,138	0.48%	93.06 %
13	L	429	GUARDIAN LIFE GRP	49,706,205	0.43%	93.49 %
14	L	370	AFLAC GRP	44,921,077	0.39%	93.88 %
15	L	549	SUN LIFE FINANCIAL INC GRP	42,650,217	0.37%	94.26 %
16	H	2918	DELTA DENTAL PLAN OF NJ GRP	42,419,208	0.37%	94.62 %
17	L	468	AEGON US HOLDING GRP	40,128,047	0.35%	94.97 %
18	L	3098	TOKIO MARINE HOLDINGS INC GRP	39,804,836	0.35%	95.32 %
19	L	826	NEW YORK LIFE GRP	38,482,402	0.33%	95.65 %
20	H	119	HUMANA GRP	37,497,940	0.33%	95.98 %
21	L	20	LINCOLN NATL GRP	33,200,304	0.29%	96.26 %
22	L	451	FIDELITY SECURITY GRP	30,329,085	0.26%	96.53 %
23	L	904	JOHN HANCOCK GRP	26,580,613	0.23%	96.76 %
24	L	304	PRUDENTIAL OF AMER GRP	26,282,165	0.23%	96.99 %
25	L	1348	MEIJI YASUDA LIFE INS GRP	24,958,696	0.22%	97.20 %
26	L	332	PRINCIPAL FIN GRP	24,689,543	0.21%	97.42 %
27	H	1189	VISION SERV PLAN GRP	23,382,643	0.20%	97.62 %
28	LH	261	MUTUAL OF OMAHA GRP	21,240,351	0.18%	97.81 %
29	L	435	MASS MUT LIFE INS GRP	18,440,946	0.16%	97.97 %
30	L	4932	BRIGHTHOUSE HOLDINGS GRP	15,593,374	0.14%	98.10 %
31	L	4832	VOYA FINANCIAL GRP	14,437,723	0.13%	98.23 %
32	L	140	NATIONWIDE CORP GRP	13,609,868	0.12%	98.34 %
33	L	626	CHUBB LTD GRP	13,261,038	0.12%	98.46 %
34	L	836	WEST SOUTHERN GRP	12,136,484	0.11%	98.56 %
35	L	943	AMERITAS MUT HOLDING GRP	12,003,528	0.10%	98.67 %
36	L	233	CNO FINANCIAL GRP	11,686,388	0.10%	98.77 %
37	L	661	BCBS OF SC GRP	11,211,408	0.10%	98.87 %
38	L	4855	SUMITOMO LIFE INS GRP	9,443,069	0.08%	98.95 %
39	L	781	UNION LABOR GRP	8,981,489	0.08%	99.03 %
40	H	12747	ELIXIR INS CO	8,723,202	0.08%	99.10 %
41	L	290	GLOBE LIFE INC GRP	8,256,267	0.07%	99.17 %
42	H	2479	DENTEGRA GRP	7,559,122	0.07%	99.24 %
43	L	4	AMERIPRISE FIN GRP	7,042,328	0.06%	99.30 %
44	L	306	TRUSTAGE GRP	6,369,884	0.06%	99.36 %
45	LH	812	HIGHMARK GRP	6,232,255	0.05%	99.41 %
46	L	687	GUARANTEE TRUST GRP	5,383,902	0.05%	99.46 %
47	L	98	WR BERKLEY CORP GRP	4,996,789	0.04%	99.50 %
48	L	869	MINNESOTA MUT GRP	4,988,355	0.04%	99.54 %
49	L	4965	EQUITABLE HOLDINGS INC GRP	4,661,177	0.04%	99.58 %
50	L	93521	GRANULAR INS CO	4,435,453	0.04%	99.62 %
51	L	200	UNITED SERV AUTOMOBILE ASSN GRP	3,932,318	0.03%	99.66 %
52	L	8	ALLSTATE INS GRP	3,845,085	0.03%	99.69 %
53	L	1186	LIFETIME HLTHCARE GRP	3,586,654	0.03%	99.72 %
54	L	276	TRUSTMARK MUT HOLDING CO GRP	2,151,714	0.02%	99.74 %
55	L	525	PAN AMER LIFE GRP	1,703,510	0.01%	99.76 %
56	L	330	AMERICAN FIDELITY CORP GRP	1,496,339	0.01%	99.77 %
57	L	367	PHYSICIANS MUT GRP	1,456,138	0.01%	99.78 %
58	L	58009	POLICE & FIREMENS INS ASSN	1,414,279	0.01%	99.79 %
59	L	1117	MANHATTAN LIFE GRP	1,409,666	0.01%	99.81 %
60	L	761	ALLIANZ INS GRP	1,312,729	0.01%	99.82 %
61	L	212	ZURICH INS GRP	1,273,801	0.01%	99.83 %
62	L	58033	KNIGHTS OF COLUMBUS	1,246,976	0.01%	99.84 %
63	L	581	BOSTON MUT GRP	1,237,289	0.01%	99.85 %
64	L	458	DAI-ICHI LIFE HOLDINGS INC GRP	1,221,294	0.01%	99.86 %

**ACCIDENT and HEALTH INSURANCE INDUSTRY  
PROPERTY/CASUALTY, LIFE/HEALTH and HEALTH INSURERS  
2022 MARKET SHARE REPORT - TOTAL PREMIUM**

**Connecticut**

Rank	Business Type	Group/ Company Code	Group/Company Name	Direct Written Premium	Market Share	Cumulative Market Share
65	L	56014	THRIVENT FINANCIAL FOR LUTHERANS	1,154,108	0.01%	99.87 %
66	L	477	RENAISSANCE HLTH SERV CORP GRP	1,109,804	0.01%	99.88 %
67	L H	917	HCSC GRP	1,075,842	0.01%	99.89 %
68	L	4862	ASSURITY GRP	1,025,925	0.01%	99.90 %
69	L	61921	CITIZENS SECURITY LIFE INS CO	932,112	0.01%	99.91 %
70	L	7	FEDERATED MUT GRP	778,114	0.01%	99.91 %
71	L	60216	AMALGAMATED LIFE INS CO	774,816	0.01%	99.92 %
72	L	1211	NATIONAL GUARDIAN LIFE INS GRP	644,472	0.01%	99.93 %
73	L	23	BCS INS GRP	614,345	0.01%	99.93 %
74	L	12	AMERICAN INTL GRP	575,349	- %	99.94 %
75	L	704	CONSTELLATION INS HOLDINGS GRP	476,342	- %	99.94 %
76	L	619	ONEAMERICA FIN PARTNERS GRP	470,316	- %	99.94 %
77	L	71404	CONTINENTAL GEN INS CO	459,872	- %	99.95 %
78	L	300	HORACE MANN GRP	424,638	- %	99.95 %
79	L	64580	ILLINOIS MUT LIFE INS CO	413,152	- %	99.96 %
80	L	4966	INSURANCE CAPITAL GRP	390,082	- %	99.96 %
81	L	408	BROOKFIELD ASSET MGMT REINS PARTNERS	382,179	- %	99.96 %
82	H	4917	BENECARE DENTAL PLANS GRP	319,689	- %	99.96 %
83	L	1216	TIAA FAMILY GRP	317,183	- %	99.97 %
84	L	4803	SHELTERPOINT GRP INC	311,183	- %	99.97 %
85	L	4853	AAA LIFE GRP	302,509	- %	99.97 %
86	L	4925	KUVARE GRP	226,423	- %	99.97 %
87	L	769	GREAT WEST GRP	220,945	- %	99.98 %
88	L	690	CENTRAL STATES GRP	214,864	- %	99.98 %
89	L	572	BCBS OF MI GRP	204,673	- %	99.98 %
90	L	4926	TALCOTT HOLDINGS GRP	177,240	- %	99.98 %
91	L	3527	WELLABE MUT HOLDING CO GRP	169,899	- %	99.98 %
92	L	634	NATIONAL LIFE GRP	161,690	- %	99.98 %
93	L	872	BANNER LIFE GRP	151,283	- %	99.99 %
94	L	850	PENN MUT GRP	150,174	- %	99.99 %
95	L	440	REGAL REINS GRP	144,763	- %	99.99 %
96	L	4734	APOLLO GLOBAL MGMT GRP	144,586	- %	99.99 %
97	L	5014	EVERLAKE HOLDINGS GRP	130,031	- %	99.99 %
98	L	77879	5 STAR LIFE INS CO	123,938	- %	99.99 %
99	L	5026	21ST CENTURY LIFE & HEALTH CO GRP	93,570	- %	99.99 %
100	L	587	ATLANTIC AMER GRP	79,601	- %	99.99 %
101	L	4213	WILTON RE GRP	76,589	- %	99.99 %
102	L	4736	GGC GRP	71,704	- %	99.99 %
103	L	918	JACKSON NATL GRP	65,810	- %	100.00 %
104	L	58068	INDEPENDENT ORDER OF FORESTERS US BR	57,879	- %	100.00 %
105	L	588	KANSAS CITY LIFE INS GRP	51,626	- %	100.00 %
106	L	4888	STERLING FINANCIAL INS GRP INC	38,548	- %	100.00 %
107	L	350	GENERAL ELECTRIC GRP	34,368	- %	100.00 %
108	L	11121	UNIFIED LIFE INS CO	27,596	- %	100.00 %
109	L	449	FINANCIAL HOLDINGS GRP	26,832	- %	100.00 %
110	L	4712	GPM LIFE GRP	25,599	- %	100.00 %
111	L	68772	SECURITY MUT LIFE INS CO OF NY	20,575	- %	100.00 %
112	L	88668	MUTUAL OF AMER LIFE INS CO	20,171	- %	100.00 %
113	L	4553	SAVINGS BANK LIFE GRP	18,099	- %	100.00 %
114	L	574	AMERCO CORP GRP	17,803	- %	100.00 %
115	H	81264	NIPPON LIFE INS CO OF AMER	17,774	- %	100.00 %
116	L	181	SWISS RE GRP	17,557	- %	100.00 %
117	L	4750	PRIMERICA GRP	17,301	- %	100.00 %
118	L	730	MEDICAL MUT OF OH GRP	14,857	- %	100.00 %
119	L	58181	SUPREME COUNCIL THE ROYAL ARCANUM	13,408	- %	100.00 %
120	L	50	COUNTRY INS & FIN SERV GRP	12,194	- %	100.00 %
121	L	876	ARKANSAS BCBS GRP	11,868	- %	100.00 %
122	L	56456	UNITED STATES LETTER CARRIERS MUT BE	11,627	- %	100.00 %
123	L	4903	CALTON HOLDINGS GRP	11,025	- %	100.00 %
124	L	3891	GLOBAL ATLANTIC GRP	9,057	- %	100.00 %
125	L	56383	ORDER OF UNITED COMMERCIAL TRAVELERS	8,401	- %	100.00 %
			<b>**TOTAL**</b>	<b>11,520,285,635</b>	<b>100.00%</b>	<b>100.00 %</b>

**ACCIDENT and HEALTH INSURANCE INDUSTRY  
PROPERTY/CASUALTY, LIFE/HEALTH and HEALTH INSURERS  
2022 MARKET SHARE REPORT - TOTAL PREMIUM**

Delaware

Rank	Business Type	Group/ Company Code	Group/Company Name	Direct Written Premium	Market Share	Cumulative Market Share
1	LH	812	HIGHMARK GRP	925,856,398	35.00%	35.00 %
2	LH	707	UNITEDHEALTH GRP	482,498,753	18.24%	53.24 %
3	LH	1	CVS GRP	374,284,856	14.15%	67.39 %
4	LH	901	CIGNA HLTH GRP	247,374,090	9.35%	76.74 %
5	H	119	HUMANA GRP	187,003,606	7.07%	83.81 %
6	L	91	HARTFORD FIRE & CAS GRP	64,774,033	2.45%	86.26 %
7	L	241	METROPOLITAN GRP	46,481,355	1.76%	88.01 %
8	H	2479	DENTEGRA GRP	40,172,049	1.52%	89.53 %
9	L	565	UNUM GRP	20,044,477	0.76%	90.29 %
10	L	370	AFLAC GRP	15,668,119	0.59%	90.88 %
11	L	451	FIDELITY SECURITY GRP	13,926,329	0.53%	91.41 %
12	L	20	LINCOLN NATL GRP	13,570,741	0.51%	91.92 %
13	L	3098	TOKIO MARINE HOLDINGS INC GRP	12,698,149	0.48%	92.40 %
14	L	4011	GENWORTH FIN GRP	12,363,881	0.47%	92.87 %
15	LH	261	MUTUAL OF OMAHA GRP	10,608,860	0.40%	93.27 %
16	L	826	NEW YORK LIFE GRP	9,720,993	0.37%	93.64 %
17	LH	1295	CENTENE CORP GRP	9,130,644	0.35%	93.98 %
18	L	429	GUARDIAN LIFE GRP	8,023,259	0.30%	94.28 %
19	L	304	PRUDENTIAL OF AMER GRP	7,617,802	0.29%	94.57 %
20	LH	917	HCSC GRP	7,543,148	0.29%	94.86 %
21	L	549	SUN LIFE FINANCIAL INC GRP	7,404,496	0.28%	95.14 %
22	H	1189	VISION SERV PLAN GRP	7,029,774	0.27%	95.40 %
23	L	332	PRINCIPAL FIN GRP	6,518,629	0.25%	95.65 %
24	L	904	JOHN HANCOCK GRP	6,359,342	0.24%	95.89 %
25	L	233	CNO FINANCIAL GRP	5,920,903	0.22%	96.11 %
26	L	1348	MEIJI YASUDA LIFE INS GRP	5,325,622	0.20%	96.32 %
27	H	12747	ELIXIR INS CO	5,162,354	0.20%	96.51 %
28	H	4696	VISION BENEFITS GRP	5,100,325	0.19%	96.70 %
29	L	468	AEGON US HOLDING GRP	4,982,404	0.19%	96.89 %
30	H	1230	CAPITAL BLUE CROSS GRP	4,929,664	0.19%	97.08 %
31	L	4832	VOYA FINANCIAL GRP	4,729,084	0.18%	97.26 %
32	L	943	AMERITAS MUT HOLDING GRP	4,647,121	0.18%	97.43 %
33	L	661	BCBS OF SC GRP	4,470,271	0.17%	97.60 %
34	L	525	PAN AMER LIFE GRP	4,337,045	0.16%	97.77 %
35	L	98	WR BERKLEY CORP GRP	3,390,967	0.13%	97.89 %
36	L	860	NORTHWESTERN MUT GRP	3,023,444	0.11%	98.01 %
37	L	4855	SUMITOMO LIFE INS GRP	2,877,198	0.11%	98.12 %
38	L	290	GLOBE LIFE INC GRP	2,741,113	0.10%	98.22 %
39	L	869	MINNESOTA MUT GRP	2,657,242	0.10%	98.32 %
40	L	8	ALLSTATE INS GRP	2,639,724	0.10%	98.42 %
41	L	836	WEST SOUTHERN GRP	2,607,563	0.10%	98.52 %
42	L	408	BROOKFIELD ASSET MGMT REINS PARTNERS	2,573,859	0.10%	98.62 %
43	L	435	MASS MUT LIFE INS GRP	2,302,376	0.09%	98.70 %
44	L	306	TRUSTAGE GRP	2,228,474	0.08%	98.79 %
45	L	1211	NATIONAL GUARDIAN LIFE INS GRP	2,085,063	0.08%	98.87 %
46	L	200	UNITED SERV AUTOMOBILE ASSN GRP	2,038,826	0.08%	98.94 %
47	L	276	TRUSTMARK MUT HOLDING CO GRP	1,911,385	0.07%	99.02 %
48	L	687	GUARANTEE TRUST GRP	1,818,392	0.07%	99.08 %
49	L	4	AMERIPRISE FIN GRP	1,692,509	0.06%	99.15 %
50	L	140	NATIONWIDE CORP GRP	1,618,805	0.06%	99.21 %
51	L	23	BCS INS GRP	1,440,901	0.05%	99.26 %
52	L	477	RENAISSANCE HLTH SERV CORP GRP	1,375,265	0.05%	99.32 %
53	L	781	UNION LABOR GRP	1,320,964	0.05%	99.37 %
54	L	4965	EQUITABLE HOLDINGS INC GRP	1,239,670	0.05%	99.41 %
55	L	11121	UNIFIED LIFE INS CO	1,187,721	0.04%	99.46 %
56	L	626	CHUBB LTD GRP	1,005,427	0.04%	99.50 %
57	L	1117	MANHATTAN LIFE GRP	890,112	0.03%	99.53 %
58	H	4794	GROUP 1001 INS HOLDINGS GRP	821,309	0.03%	99.56 %
59	L	367	PHYSICIANS MUT GRP	759,009	0.03%	99.59 %
60	L	5021	ONEMAIN HOLDINGS INC GRP	748,852	0.03%	99.62 %
61	L	330	AMERICAN FIDELITY CORP GRP	717,848	0.03%	99.64 %
62	L	587	ATLANTIC AMER GRP	660,635	0.02%	99.67 %
63	H	4917	BENECARE DENTAL PLANS GRP	640,925	0.02%	99.69 %
64	L	761	ALLIANZ INS GRP	532,421	0.02%	99.71 %

**ACCIDENT and HEALTH INSURANCE INDUSTRY  
PROPERTY/CASUALTY, LIFE/HEALTH and HEALTH INSURERS  
2022 MARKET SHARE REPORT - TOTAL PREMIUM**

Delaware

Rank	Business Type	Group/ Company Code	Group/Company Name	Direct Written Premium	Market Share	Cumulative Market Share
65	L	4932	BRIGHTHOUSE HOLDINGS GRP	525,777	0.02%	99.73 %
66	L	4862	ASSURITY GRP	525,309	0.02%	99.75 %
67	L	66214	HEARTLAND NATL LIFE INS CO	423,172	0.02%	99.77 %
68	L	458	DAI-ICHI LIFE HOLDINGS INC GRP	410,781	0.02%	99.79 %
69	L	12	AMERICAN INTL GRP	400,685	0.02%	99.80 %
70	L	4853	AAA LIFE GRP	351,675	0.01%	99.81 %
71	L	520	NEW ERA LIFE GRP	345,327	0.01%	99.83 %
72	L	56014	THRIVENT FINANCIAL FOR LUTHERANS	335,278	0.01%	99.84 %
73	L	4888	STERLING FINANCIAL INS GRP INC	331,174	0.01%	99.85 %
74	L	212	ZURICH INS GRP	305,170	0.01%	99.86 %
75	L	3436	LIBERTY LIFE GRP TRUST GRP	284,446	0.01%	99.87 %
76	L	4718	TIPTREE FIN GRP	238,172	0.01%	99.88 %
77	L	300	HORACE MANN GRP	209,076	0.01%	99.89 %
78	L	58009	POLICE & FIREMENS INS ASSN	192,181	0.01%	99.90 %
79	L	3891	GLOBAL ATLANTIC GRP	160,412	0.01%	99.90 %
80	L	58033	KNIGHTS OF COLUMBUS	150,260	0.01%	99.91 %
81	L	3527	WELLABE MUT HOLDING CO GRP	135,773	0.01%	99.92 %
82	L	7	FEDERATED MUT GRP	131,492	- %	99.92 %
83	L	769	GREAT WEST GRP	130,574	- %	99.93 %
84	L	71404	CONTINENTAL GEN INS CO	125,908	- %	99.93 %
85	L	449	FINANCIAL HOLDINGS GRP	121,476	- %	99.93 %
86	L	704	CONSTELLATION INS HOLDINGS GRP	115,652	- %	99.94 %
87	L	4712	GPM LIFE GRP	112,155	- %	99.94 %
88	L	4925	KUVARE GRP	103,285	- %	99.95 %
89	L	572	BCBS OF MI GRP	98,694	- %	99.95 %
90	H	64696	FIRST CONTINENTAL LIFE & ACC	89,218	- %	99.95 %
91	L	1216	TIAA FAMILY GRP	78,852	- %	99.96 %
92	L	4616	EVERENCE GRP	76,256	- %	99.96 %
93	L	4947	PROSPERITY LIFE INS GRP	71,643	- %	99.96 %
94	L	581	BOSTON MUT GRP	69,948	- %	99.97 %
95	L	876	ARKANSAS BCBS GRP	56,469	- %	99.97 %
96	L	4736	GGC GRP	49,983	- %	99.97 %
97	L	215	KEMPER CORP GRP	49,613	- %	99.97 %
98	L	2858	HOMESHIELD CAPITAL GRP	45,614	- %	99.97 %
99	L	1186	LIFETIME HLTHCARE GRP	44,915	- %	99.97 %
100	L	77879	5 STAR LIFE INS CO	38,789	- %	99.98 %
101	L	56758	LOYAL CHRISTIAN BENEFIT ASSN	37,617	- %	99.98 %
102	L	181	SWISS RE GRP	37,131	- %	99.98 %
103	L	64580	ILLINOIS MUT LIFE INS CO	35,757	- %	99.98 %
104	L	5014	EVERLAKE HOLDINGS GRP	35,585	- %	99.98 %
105	L	58068	INDEPENDENT ORDER OF FORESTERS US BR	33,247	- %	99.98 %
106	L	619	ONEAMERICA FIN PARTNERS GRP	32,083	- %	99.98 %
107	H	4719	AMFIRST HOLDINGS GRP	31,867	- %	99.99 %
108	L	872	BANNER LIFE GRP	31,807	- %	99.99 %
109	H	4979	ZING HLTH ENTERPRISES GRP	30,483	- %	99.99 %
110	L	4926	TALCOTT HOLDINGS GRP	28,461	- %	99.99 %
111	L	918	JACKSON NATL GRP	26,755	- %	99.99 %
112	L	350	GENERAL ELECTRIC GRP	22,088	- %	99.99 %
113	L	69337	AMERICAN FIN SECURITY LIFE INS CO	21,244	- %	99.99 %
114	L	50	COUNTRY INS & FIN SERV GRP	20,636	- %	99.99 %
115	L	4734	APOLLO GLOBAL MGMT GRP	20,433	- %	99.99 %
116	L	850	PENN MUT GRP	19,614	- %	99.99 %
117	L	58181	SUPREME COUNCIL THE ROYAL ARCANUM	14,875	- %	99.99 %
118	L	4213	WILTON RE GRP	14,386	- %	99.99 %
119	L	634	NATIONAL LIFE GRP	12,704	- %	100.00 %
120	L	5026	21ST CENTURY LIFE & HEALTH CO GRP	11,329	- %	100.00 %
121	L	56383	ORDER OF UNITED COMMERCIAL TRAVELERS	11,180	- %	100.00 %
122	L	574	AMERCO CORP GRP	11,085	- %	100.00 %
123	L	588	KANSAS CITY LIFE INS GRP	10,679	- %	100.00 %
124	L	440	REGAL REINS GRP	10,396	- %	100.00 %
125	L	60216	AMALGAMATED LIFE INS CO	9,864	- %	100.00 %
			<b>**TOTAL**</b>	<b>2,645,396,941</b>	<b>100.00%</b>	<b>100.00 %</b>

**ACCIDENT and HEALTH INSURANCE INDUSTRY  
PROPERTY/CASUALTY, LIFE/HEALTH and HEALTH INSURERS  
2022 MARKET SHARE REPORT - TOTAL PREMIUM**

**District Of Columbia**

Rank	Business Type	Group/ Company Code	Group/Company Name	Direct Written Premium	Market Share	Cumulative Market Share
1	H	380	CAREFIRST INC GRP	1,579,593,187	21.19%	21.19 %
2	L H	707	UNITEDHEALTH GRP	1,037,431,576	13.92%	35.11 %
3	L H	1	CVS GRP	840,525,487	11.28%	46.38 %
4	H	936	INDEPENDENCE HLTH GRP INC GRP	817,378,621	10.97%	57.35 %
5	H	2479	DENTEGRA GRP	552,751,037	7.42%	64.77 %
6	H	601	KAISER FOUNDATION GRP	541,629,702	7.27%	72.03 %
7	H	14225	TRUSTED HLTH PLAN DC INC	417,720,977	5.60%	77.64 %
8	H	14227	MEDSTAR FAMILY CHOICE	415,083,285	5.57%	83.20 %
9	L H	812	HIGHMARK GRP	315,572,259	4.23%	87.44 %
10	H	16955	HEALTH SERV FOR CHILDREN WITH SPECIA	189,320,728	2.54%	89.98 %
11	L H	901	CIGNA HLTH GRP	177,500,928	2.38%	92.36 %
12	H	1189	VISION SERV PLAN GRP	161,218,099	2.16%	94.52 %
13	L	241	METROPOLITAN GRP	63,823,817	0.86%	95.38 %
14	L	565	UNUM GRP	47,059,375	0.63%	96.01 %
15	L	1348	MEIJI YASUDA LIFE INS GRP	27,058,947	0.36%	96.37 %
16	L	429	GUARDIAN LIFE GRP	25,822,073	0.35%	96.72 %
17	L	91	HARTFORD FIRE & CAS GRP	21,755,378	0.29%	97.01 %
18	L	451	FIDELITY SECURITY GRP	20,726,102	0.28%	97.29 %
19	L	3098	TOKIO MARINE HOLDINGS INC GRP	15,798,768	0.21%	97.50 %
20	L	549	SUN LIFE FINANCIAL INC GRP	15,045,542	0.20%	97.70 %
21	L	20	LINCOLN NATL GRP	14,818,932	0.20%	97.90 %
22	L H	261	MUTUAL OF OMAHA GRP	13,694,394	0.18%	98.08 %
23	L	23	BCS INS GRP	11,186,783	0.15%	98.23 %
24	L	370	AFLAC GRP	10,968,654	0.15%	98.38 %
25	L	304	PRUDENTIAL OF AMER GRP	9,962,561	0.13%	98.52 %
26	L	826	NEW YORK LIFE GRP	9,369,743	0.13%	98.64 %
27	L	408	BROOKFIELD ASSET MGMT REINS PARTNERS	8,765,538	0.12%	98.76 %
28	L	4855	SUMITOMO LIFE INS GRP	6,853,561	0.09%	98.85 %
29	L	332	PRINCIPAL FIN GRP	6,844,648	0.09%	98.94 %
30	L	860	NORTHWESTERN MUT GRP	6,685,501	0.09%	99.03 %
31	L	4011	GENWORTH FIN GRP	6,541,227	0.09%	99.12 %
32	L	781	UNION LABOR GRP	6,410,377	0.09%	99.21 %
33	L	1186	LIFETIME HLTHCARE GRP	6,295,041	0.08%	99.29 %
34	H	119	HUMANA GRP	5,643,987	0.08%	99.37 %
35	L	4832	VOYA FINANCIAL GRP	4,030,764	0.05%	99.42 %
36	L	904	JOHN HANCOCK GRP	3,937,372	0.05%	99.47 %
37	L H	1295	CENTENE CORP GRP	3,927,669	0.05%	99.53 %
38	L	435	MASS MUT LIFE INS GRP	3,913,162	0.05%	99.58 %
39	H	12747	ELIXIR INS CO	2,544,024	0.03%	99.61 %
40	L	661	BCBS OF SC GRP	2,292,623	0.03%	99.64 %
41	H	1230	CAPITAL BLUE CROSS GRP	2,227,649	0.03%	99.67 %
42	L	468	AEGON US HOLDING GRP	1,959,487	0.03%	99.70 %
43	L	233	CNO FINANCIAL GRP	1,405,627	0.02%	99.72 %
44	L	276	TRUSTMARK MUT HOLDING CO GRP	1,395,415	0.02%	99.74 %
45	L	943	AMERITAS MUT HOLDING GRP	1,366,801	0.02%	99.76 %
46	L	140	NATIONWIDE CORP GRP	1,362,136	0.02%	99.77 %
47	L	306	TRUSTAGE GRP	1,250,065	0.02%	99.79 %
48	L	626	CHUBB LTD GRP	1,203,733	0.02%	99.81 %
49	L	1117	MANHATTAN LIFE GRP	914,324	0.01%	99.82 %
50	L	98	WR BERKLEY CORP GRP	822,557	0.01%	99.83 %
51	L	4	AMERIPRISE FIN GRP	803,053	0.01%	99.84 %
52	L	212	ZURICH INS GRP	783,161	0.01%	99.85 %
53	H	4794	GROUP 1001 INS HOLDINGS GRP	773,879	0.01%	99.86 %
54	L	200	UNITED SERV AUTOMOBILE ASSN GRP	669,508	0.01%	99.87 %
55	L	1211	NATIONAL GUARDIAN LIFE INS GRP	646,234	0.01%	99.88 %
56	L	8	ALLSTATE INS GRP	630,972	0.01%	99.89 %
57	L	60216	AMALGAMATED LIFE INS CO	627,824	0.01%	99.90 %
58	L	290	GLOBE LIFE INC GRP	625,767	0.01%	99.90 %
59	L	869	MINNESOTA MUT GRP	597,082	0.01%	99.91 %
60	L	4932	BRIGHTHOUSE HOLDINGS GRP	525,600	0.01%	99.92 %
61	L	300	HORACE MANN GRP	510,382	0.01%	99.93 %
62	L	836	WEST SOUTHERN GRP	458,021	0.01%	99.93 %
63	L	477	RENAISSANCE HLTH SERV CORP GRP	393,336	0.01%	99.94 %
64	L	671	ELEVANCE HLTH INC GRP	350,692	- %	99.94 %



**ACCIDENT and HEALTH INSURANCE INDUSTRY  
PROPERTY/CASUALTY, LIFE/HEALTH and HEALTH INSURERS  
2022 MARKET SHARE REPORT - TOTAL PREMIUM**

**District Of Columbia**

Rank	Business Type	Group/ Company Code	Group/Company Name	Direct Written Premium	Market Share	Cumulative Market Share
65	L	367	PHYSICIANS MUT GRP	347,303	- %	99.95 %
66	L	93521	GRANULAR INS CO	309,228	- %	99.95 %
67	L	11121	UNIFIED LIFE INS CO	250,583	- %	99.95 %
68	L	4965	EQUITABLE HOLDINGS INC GRP	247,889	- %	99.96 %
69	L	619	ONEAMERICA FIN PARTNERS GRP	243,426	- %	99.96 %
70	L	761	ALLIANZ INS GRP	229,384	- %	99.96 %
71	L	1216	TIAA FAMILY GRP	197,469	- %	99.97 %
72	L	89427	STELLAR NATL LIFE INS CO	197,036	- %	99.97 %
73	L	458	DAI-ICHI LIFE HOLDINGS INC GRP	188,090	- %	99.97 %
74	L	704	CONSTELLATION INS HOLDINGS GRP	160,067	- %	99.97 %
75	L H	917	HCSC GRP	149,070	- %	99.98 %
76	H	64696	FIRST CONTINENTAL LIFE & ACC	136,351	- %	99.98 %
77	L	4862	ASSURITY GRP	118,570	- %	99.98 %
78	L	572	BCBS OF MI GRP	110,278	- %	99.98 %
79	L	4853	AAA LIFE GRP	109,485	- %	99.98 %
80	L	56014	THRIVENT FINANCIAL FOR LUTHERANS	106,695	- %	99.98 %
81	L	3891	GLOBAL ATLANTIC GRP	105,762	- %	99.99 %
82	L	581	BOSTON MUT GRP	105,190	- %	99.99 %
83	L	12	AMERICAN INTL GRP	99,372	- %	99.99 %
84	L	58009	POLICE & FIREMENS INS ASSN	63,211	- %	99.99 %
85	L	687	GUARANTEE TRUST GRP	61,541	- %	99.99 %
86	L	58033	KNIGHTS OF COLUMBUS	53,853	- %	99.99 %
87	L	90638	BEST LIFE & HLTH INS CO	53,485	- %	99.99 %
88	H	4696	VISION BENEFITS GRP	48,243	- %	99.99 %
89	L	769	GREAT WEST GRP	47,613	- %	99.99 %
90	L	215	KEMPER CORP GRP	45,425	- %	99.99 %
91	L	4213	WILTON RE GRP	42,434	- %	99.99 %
92	L	918	JACKSON NATL GRP	35,880	- %	99.99 %
93	L	4926	TALCOTT HOLDINGS GRP	35,849	- %	99.99 %
94	L	350	GENERAL ELECTRIC GRP	33,762	- %	100.00 %
95	L	71404	CONTINENTAL GEN INS CO	28,003	- %	100.00 %
96	L	64580	ILLINOIS MUT LIFE INS CO	27,676	- %	100.00 %
97	L	4925	KUVARE GRP	25,953	- %	100.00 %
98	L	330	AMERICAN FIDELITY CORP GRP	22,525	- %	100.00 %
99	L	88668	MUTUAL OF AMER LIFE INS CO	20,275	- %	100.00 %
100	H	4979	ZING HLTH ENTERPRISES GRP	17,889	- %	100.00 %
101	L	5014	EVERLAKE HOLDINGS GRP	14,968	- %	100.00 %
102	L	634	NATIONAL LIFE GRP	12,715	- %	100.00 %
103	L	3527	WELLABE MUT HOLDING CO GRP	12,155	- %	100.00 %
104	L	5021	ONEMAIN HOLDINGS INC GRP	12,119	- %	100.00 %
105	L	77879	5 STAR LIFE INS CO	12,007	- %	100.00 %
106	L	5026	21ST CENTURY LIFE & HEALTH CO GRP	11,204	- %	100.00 %
107	L	587	ATLANTIC AMER GRP	10,779	- %	100.00 %
108	L	4888	STERLING FINANCIAL INS GRP INC	10,340	- %	100.00 %
109	L	4734	APOLLO GLOBAL MGMT GRP	10,022	- %	100.00 %
110	L	730	MEDICAL MUT OF OH GRP	10,004	- %	100.00 %
111	L	4736	GGC GRP	9,513	- %	100.00 %
112	L	872	BANNER LIFE GRP	8,523	- %	100.00 %
113	L	440	REGAL REINS GRP	8,482	- %	100.00 %
114	L	2858	HOMESHIELD CAPITAL GRP	7,584	- %	100.00 %
115	L	4947	PROSPERITY LIFE INS GRP	6,058	- %	100.00 %
116	L	850	PENN MUT GRP	5,961	- %	100.00 %
117	L	525	PAN AMER LIFE GRP	5,868	- %	100.00 %
118	L	56413	UNITED TRANSPORTATION UNION INS ASSN	5,794	- %	100.00 %
119	L	50	COUNTRY INS & FIN SERV GRP	5,537	- %	100.00 %
120	L	4616	EVERENCE GRP	4,855	- %	100.00 %
121	L	42129	UNITED SECURITY ASSUR CO OF PA	4,661	- %	100.00 %
122	L	56456	UNITED STATES LETTER CARRIERS MUT BE	2,971	- %	100.00 %
123	L	65927	LINCOLN HERITAGE LIFE INS CO	2,827	- %	100.00 %
124	L	58068	INDEPENDENT ORDER OF FORESTERS US BR	2,713	- %	100.00 %
125	L	315	INDUSTRIAL ALLIANCE GRP	1,649	- %	100.00 %
			<b>**TOTAL**</b>	<b>7,454,083,932</b>	<b>100.00%</b>	<b>100.00 %</b>

**ACCIDENT and HEALTH INSURANCE INDUSTRY  
PROPERTY/CASUALTY, LIFE/HEALTH and HEALTH INSURERS  
2022 MARKET SHARE REPORT - TOTAL PREMIUM**

Florida

Rank	Business Type	Group/ Company Code	Group/Company Name	Direct Written Premium	Market Share	Cumulative Market Share
1	LH	536	GUIDEWELL MUT HOLDING GRP	22,626,363,794	20.57%	20.57 %
2	LH	707	UNITEDHEALTH GRP	19,360,256,773	17.60%	38.18 %
3	H	119	HUMANA GRP	18,355,242,025	16.69%	54.87 %
4	LH	1295	CENTENE CORP GRP	16,518,190,627	15.02%	69.88 %
5	LH	671	ELEVANCE HLTH INC GRP	8,215,278,718	7.47%	77.35 %
6	LH	1	CVS GRP	6,606,064,797	6.01%	83.36 %
7	H	4818	OSCAR HEALTH INC GRP	3,245,815,144	2.95%	86.31 %
8	LH	901	CIGNA HLTH GRP	2,811,702,570	2.56%	88.87 %
9	H	4887	BRIGHT HLTH GRP	1,189,056,660	1.08%	89.95 %
10	H	1531	MOLINA HEALTHCARE INC GRP	1,057,881,519	0.96%	90.91 %
11	H	1183	SENTARA HLTH MGMT GRP	770,402,456	0.70%	91.61 %
12	LH	241	METROPOLITAN GRP	675,209,224	0.61%	92.23 %
13	H	4740	HEALTH FIRST GRP	632,991,261	0.58%	92.80 %
14	H	16757	LEON HLTH PLANS INC	541,096,267	0.49%	93.29 %
15	H	4924	DEVOTED HLTH GRP	485,519,821	0.44%	93.73 %
16	L	565	UNUM GRP	396,940,750	0.36%	94.10 %
17	H	936	INDEPENDENCE HLTH GRP INC GRP	396,300,311	0.36%	94.46 %
18	H	2479	DENTEGRA GRP	369,451,047	0.34%	94.79 %
19	L	429	GUARDIAN LIFE GRP	366,400,162	0.33%	95.12 %
20	L	370	AFLAC GRP	351,554,765	0.32%	95.44 %
21	L	290	GLOBE LIFE INC GRP	283,808,628	0.26%	95.70 %
22	LH	917	HCSC GRP	276,969,176	0.25%	95.95 %
23	L	549	SUN LIFE FINANCIAL INC GRP	240,866,498	0.22%	96.17 %
24	LH	261	MUTUAL OF OMAHA GRP	237,388,719	0.22%	96.39 %
25	L	826	NEW YORK LIFE GRP	222,413,642	0.20%	96.59 %
26	L	233	CNO FINANCIAL GRP	213,215,327	0.19%	96.78 %
27	H	16271	DOCTORS HEALTHCARE PLANS INC	207,327,316	0.19%	96.97 %
28	L	91	HARTFORD FIRE & CAS GRP	191,137,703	0.17%	97.15 %
29	L	4011	GENWORTH FIN GRP	176,876,098	0.16%	97.31 %
30	L	8	ALLSTATE INS GRP	165,518,180	0.15%	97.46 %
31	L	1348	MEIJI YASUDA LIFE INS GRP	164,740,712	0.15%	97.61 %
32	L	332	PRINCIPAL FIN GRP	153,654,376	0.14%	97.75 %
33	L	20	LINCOLN NATL GRP	153,310,877	0.14%	97.89 %
34	L	468	AEGON US HOLDING GRP	152,855,982	0.14%	98.03 %
35	L	860	NORTHWESTERN MUT GRP	151,619,850	0.14%	98.16 %
36	H	14243	ULTIMATE HLTH PLANS INC	137,996,470	0.13%	98.29 %
37	L	904	JOHN HANCOCK GRP	128,571,044	0.12%	98.41 %
38	H	16282	BAYCARE SELECT HLTH PLANS INC	125,162,297	0.11%	98.52 %
39	L	4832	VOYA FINANCIAL GRP	102,960,277	0.09%	98.61 %
40	L	3098	TOKIO MARINE HOLDINGS INC GRP	99,795,438	0.09%	98.70 %
41	H	4833	AHF GRP	93,083,401	0.08%	98.79 %
42	H	1189	VISION SERV PLAN GRP	89,894,085	0.08%	98.87 %
43	L	304	PRUDENTIAL OF AMER GRP	86,664,956	0.08%	98.95 %
44	L	943	AMERITAS MUT HOLDING GRP	77,627,400	0.07%	99.02 %
45	L	4855	SUMITOMO LIFE INS GRP	72,264,374	0.07%	99.09 %
46	L	451	FIDELITY SECURITY GRP	62,532,915	0.06%	99.14 %
47	L	626	CHUBB LTD GRP	48,652,069	0.04%	99.19 %
48	L	330	AMERICAN FIDELITY CORP GRP	44,596,169	0.04%	99.23 %
49	L	869	MINNESOTA MUT GRP	43,483,592	0.04%	99.27 %
50	L	435	MASS MUT LIFE INS GRP	37,947,448	0.03%	99.30 %
51	H	4954	UNIVERSAL HLTH SERV INC GRP	35,933,847	0.03%	99.33 %
52	L	200	UNITED SERV AUTOMOBILE ASSN GRP	34,427,721	0.03%	99.37 %
53	H	16313	SOLIS HLTH PLANS INC	32,421,570	0.03%	99.40 %
54	H	16177	MMM OF FL INC	29,673,287	0.03%	99.42 %
55	L	98	WR BERKLEY CORP GRP	27,977,416	0.03%	99.45 %
56	L	520	NEW ERA LIFE GRP	26,842,073	0.02%	99.47 %
57	L	306	TRUSTAGE GRP	26,199,605	0.02%	99.50 %
58	L	836	WEST SOUTHERN GRP	25,042,913	0.02%	99.52 %
59	L	876	ARKANSAS BCBS GRP	24,422,563	0.02%	99.54 %
60	H	4920	LONGEVITY HLTH GRP	23,575,936	0.02%	99.56 %
61	LH	812	HIGHMARK GRP	23,046,073	0.02%	99.58 %
62	L	276	TRUSTMARK MUT HOLDING CO GRP	21,790,945	0.02%	99.60 %
63	L	1117	MANHATTAN LIFE GRP	21,726,850	0.02%	99.62 %
64	L	1211	NATIONAL GUARDIAN LIFE INS GRP	20,573,671	0.02%	99.64 %

**ACCIDENT and HEALTH INSURANCE INDUSTRY  
PROPERTY/CASUALTY, LIFE/HEALTH and HEALTH INSURERS  
2022 MARKET SHARE REPORT - TOTAL PREMIUM**

Florida

Rank	Business Type	Group/ Company Code	Group/Company Name	Direct Written Premium	Market Share	Cumulative Market Share
65	L	71404	CONTINENTAL GEN INS CO	20,406,436	0.02%	99.66 %
66	L	4932	BRIGHTHOUSE HOLDINGS GRP	20,374,281	0.02%	99.68 %
67	L	140	NATIONWIDE CORP GRP	18,357,875	0.02%	99.70 %
68	L	4	AMERIPRISE FIN GRP	18,202,295	0.02%	99.71 %
69	H	4998	INDLIVSYS HOLDING CO GRP	17,755,697	0.02%	99.73 %
70	L	4736	GGC GRP	16,507,068	0.02%	99.74 %
71	L	661	BCBS OF SC GRP	15,683,936	0.01%	99.76 %
72	L	525	PAN AMER LIFE GRP	13,268,644	0.01%	99.77 %
73	L	367	PHYSICIANS MUT GRP	13,227,292	0.01%	99.78 %
74	L	23	BCS INS GRP	12,974,376	0.01%	99.79 %
75	L H	4794	GROUP 1001 INS HOLDINGS GRP	11,496,960	0.01%	99.80 %
76	L	761	ALLIANZ INS GRP	10,911,387	0.01%	99.81 %
77	L	300	HORACE MANN GRP	9,936,611	0.01%	99.82 %
78	L	477	RENAISSANCE HLTH SERV CORP GRP	9,681,436	0.01%	99.83 %
79	L	56014	THRIVENT FINANCIAL FOR LUTHERANS	9,325,004	0.01%	99.84 %
80	L	4853	AAA LIFE GRP	8,822,455	0.01%	99.85 %
81	L	458	DAI-ICHI LIFE HOLDINGS INC GRP	8,389,127	0.01%	99.86 %
82	L	704	CONSTELLATION INS HOLDINGS GRP	7,575,317	0.01%	99.86 %
83	L	212	ZURICH INS GRP	6,886,571	0.01%	99.87 %
84	L	3527	WELLABE MUT HOLDING CO GRP	6,650,867	0.01%	99.87 %
85	L	12	AMERICAN INTL GRP	6,423,174	0.01%	99.88 %
86	L	93521	GRANULAR INS CO	5,406,439	- %	99.89 %
87	L	3891	GLOBAL ATLANTIC GRP	5,258,699	- %	99.89 %
88	L	572	BCBS OF MI GRP	5,148,080	- %	99.90 %
89	H	4950	INNOVATIVE LONG TERM CARE MGMT GRP	5,134,431	- %	99.90 %
90	L	687	GUARANTEE TRUST GRP	5,022,174	- %	99.90 %
91	L	4965	EQUITABLE HOLDINGS INC GRP	4,941,002	- %	99.91 %
92	L	68	WISCONSIN PHYSICIANS SERV INS GRP	4,777,029	- %	99.91 %
93	L	408	BROOKFIELD ASSET MGMT REINS PARTNERS	4,760,538	- %	99.92 %
94	H	12747	ELIXIR INS CO	4,435,726	- %	99.92 %
95	L	4925	KUVARE GRP	4,415,974	- %	99.93 %
96	L	58033	KNIGHTS OF COLUMBUS	3,815,596	- %	99.93 %
97	L	1186	LIFETIME HLTHCARE GRP	3,810,781	- %	99.93 %
98	L	4824	ADVANTAGE CAPITAL GRP	3,428,620	- %	99.94 %
99	L	587	ATLANTIC AMER GRP	3,160,294	- %	99.94 %
100	L	4862	ASSURITY GRP	2,930,744	- %	99.94 %
101	L	4947	PROSPERITY LIFE INS GRP	2,914,223	- %	99.94 %
102	L	66214	HEARTLAND NATL LIFE INS CO	2,778,339	- %	99.95 %
103	L	619	ONEAMERICA FIN PARTNERS GRP	2,575,229	- %	99.95 %
104	L	64580	ILLINOIS MUT LIFE INS CO	2,550,932	- %	99.95 %
105	L	60216	AMALGAMATED LIFE INS CO	2,211,594	- %	99.95 %
106	H	4719	AMFIRST HOLDINGS GRP	2,160,742	- %	99.95 %
107	L	574	AMERCO CORP GRP	2,160,278	- %	99.96 %
108	L	690	CENTRAL STATES GRP	2,146,071	- %	99.96 %
109	L	4970	TRANS OCEANIC GRP INC	1,985,686	- %	99.96 %
110	L	90638	BEST LIFE & HLTH INS CO	1,984,238	- %	99.96 %
111	L	1216	TIAA FAMILY GRP	1,703,479	- %	99.96 %
112	L	50	COUNTRY INS & FIN SERV GRP	1,683,921	- %	99.97 %
113	L	4888	STERLING FINANCIAL INS GRP INC	1,587,745	- %	99.97 %
114	L	56383	ORDER OF UNITED COMMERCIAL TRAVELERS	1,544,102	- %	99.97 %
115	L	42129	UNITED SECURITY ASSUR CO OF PA	1,519,650	- %	99.97 %
116	L	449	FINANCIAL HOLDINGS GRP	1,463,098	- %	99.97 %
117	L	71471	ABILITY INS CO	1,422,365	- %	99.97 %
118	L	5014	EVERLAKE HOLDINGS GRP	1,411,242	- %	99.97 %
119	L	629	PLATEAU GRP	1,328,242	- %	99.97 %
120	L	4926	TALCOTT HOLDINGS GRP	1,317,533	- %	99.98 %
121	L	4712	GPM LIFE GRP	1,249,957	- %	99.98 %
122	L	69132	STATE MUT INS CO	1,244,773	- %	99.98 %
123	L	918	JACKSON NATL GRP	1,206,833	- %	99.98 %
124	H	126	EDUCATORS MUT GRP	1,104,189	- %	99.98 %
125	L	58009	POLICE & FIREMENS INS ASSN	1,073,469	- %	99.98 %
			<b>**TOTAL**</b>	<b>109,982,325,301</b>	<b>100.00%</b>	<b>100.00 %</b>

**ACCIDENT and HEALTH INSURANCE INDUSTRY  
PROPERTY/CASUALTY, LIFE/HEALTH and HEALTH INSURERS  
2022 MARKET SHARE REPORT - TOTAL PREMIUM**

**Georgia**

Rank	Business Type	Group/ Company Code	Group/Company Name	Direct Written Premium	Market Share	Cumulative Market Share
1	LH	671	ELEVANCE HLTH INC GRP	6,796,186,047	18.33%	18.33 %
2	LH	707	UNITEDHEALTH GRP	6,575,625,589	17.73%	36.06 %
3	LH	1295	CENTENE CORP GRP	6,448,504,127	17.39%	53.45 %
4	H	119	HUMANA GRP	4,665,220,271	12.58%	66.03 %
5	LH	1	CVS GRP	2,516,995,230	6.79%	72.82 %
6	H	601	KAISER FOUNDATION GRP	2,070,374,566	5.58%	78.41 %
7	LH	901	CIGNA HLTH GRP	1,817,786,240	4.90%	83.31 %
8	H	3683	CARESOURCE GRP	1,467,705,672	3.96%	87.27 %
9	L	241	METROPOLITAN GRP	379,069,365	1.02%	88.29 %
10	H	16494	GEORGIA CHAMBER FEDERATION BENEFIT P	318,818,427	0.86%	89.15 %
11	H	4818	OSCAR HEALTH INC GRP	291,500,771	0.79%	89.93 %
12	H	5011	HEALTH ONE ALLIANCE GRP	273,439,335	0.74%	90.67 %
13	L	565	UNUM GRP	272,546,206	0.74%	91.41 %
14	LH	261	MUTUAL OF OMAHA GRP	249,042,026	0.67%	92.08 %
15	L	370	AFLAC GRP	238,063,226	0.64%	92.72 %
16	H	2479	DENTEGRA GRP	182,422,486	0.49%	93.21 %
17	L	429	GUARDIAN LIFE GRP	154,204,339	0.42%	93.63 %
18	L	826	NEW YORK LIFE GRP	139,310,717	0.38%	94.00 %
19	H	4918	CLOVER HLTH GRP	130,765,518	0.35%	94.36 %
20	L	451	FIDELITY SECURITY GRP	121,104,885	0.33%	94.68 %
21	LH	549	SUN LIFE FINANCIAL INC GRP	102,868,167	0.28%	94.96 %
22	L	91	HARTFORD FIRE & CAS GRP	99,763,316	0.27%	95.23 %
23	L	4832	VOYA FINANCIAL GRP	96,340,915	0.26%	95.49 %
24	L	3098	TOKIO MARINE HOLDINGS INC GRP	92,139,166	0.25%	95.74 %
25	L	860	NORTHWESTERN MUT GRP	88,655,874	0.24%	95.98 %
26	L	8	ALLSTATE INS GRP	85,542,221	0.23%	96.21 %
27	L	20	LINCOLN NATL GRP	83,104,281	0.22%	96.43 %
28	L	332	PRINCIPAL FIN GRP	70,827,095	0.19%	96.62 %
29	L	1348	MEIJI YASUDA LIFE INS GRP	70,823,808	0.19%	96.81 %
30	L	4011	GENWORTH FIN GRP	69,827,862	0.19%	97.00 %
31	H	4887	BRIGHT HLTH GRP	67,526,302	0.18%	97.18 %
32	L	943	AMERITAS MUT HOLDING GRP	52,623,850	0.14%	97.33 %
33	L	290	GLOBE LIFE INC GRP	51,902,222	0.14%	97.47 %
34	H	4921	UNICO PREMIER GRP	51,888,128	0.14%	97.61 %
35	H	4976	FRIDAY HLTH PLANS GRP	46,453,042	0.13%	97.73 %
36	H	4916	AMERICAN HLTH CO INC GRP	41,621,757	0.11%	97.84 %
37	L	304	PRUDENTIAL OF AMER GRP	40,497,491	0.11%	97.95 %
38	H	1189	VISION SERV PLAN GRP	40,456,732	0.11%	98.06 %
39	L	520	NEW ERA LIFE GRP	38,980,476	0.11%	98.17 %
40	L	904	JOHN HANCOCK GRP	37,821,199	0.10%	98.27 %
41	L	661	BCBS OF SC GRP	36,313,263	0.10%	98.37 %
42	L	468	AEGON US HOLDING GRP	34,136,305	0.09%	98.46 %
43	LH	812	HIGHMARK GRP	32,669,521	0.09%	98.55 %
44	L	233	CNO FINANCIAL GRP	28,839,747	0.08%	98.62 %
45	L	1117	MANHATTAN LIFE GRP	26,230,488	0.07%	98.70 %
46	L	98	WR BERKLEY CORP GRP	26,028,749	0.07%	98.77 %
47	L	200	UNITED SERV AUTOMOBILE ASSN GRP	25,485,509	0.07%	98.83 %
48	L	435	MASS MUT LIFE INS GRP	25,260,930	0.07%	98.90 %
49	L	330	AMERICAN FIDELITY CORP GRP	23,468,227	0.06%	98.97 %
50	L	4855	SUMITOMO LIFE INS GRP	21,543,823	0.06%	99.02 %
51	L	836	WEST SOUTHERN GRP	19,131,159	0.05%	99.08 %
52	L	869	MINNESOTA MUT GRP	18,066,491	0.05%	99.12 %
53	H	12747	ELIXIR INS CO	17,501,868	0.05%	99.17 %
54	L	140	NATIONWIDE CORP GRP	16,883,269	0.05%	99.22 %
55	L	306	TRUSTAGE GRP	15,607,390	0.04%	99.26 %
56	H	16633	GEORGIA FARM BUREAU MEMBER HLTH PROG	15,279,609	0.04%	99.30 %
57	L	626	CHUBB LTD GRP	14,842,692	0.04%	99.34 %
58	L	619	ONEAMERICA FIN PARTNERS GRP	14,665,859	0.04%	99.38 %
59	L	93521	GRANULAR INS CO	11,104,278	0.03%	99.41 %
60	L	1211	NATIONAL GUARDIAN LIFE INS GRP	9,059,409	0.02%	99.43 %
61	L	276	TRUSTMARK MUT HOLDING CO GRP	8,821,124	0.02%	99.46 %
62	L	687	GUARANTEE TRUST GRP	8,556,805	0.02%	99.48 %
63	L	4718	TIPTREE FIN GRP	8,155,677	0.02%	99.50 %
64	L	525	PAN AMER LIFE GRP	7,889,117	0.02%	99.52 %

**ACCIDENT and HEALTH INSURANCE INDUSTRY  
PROPERTY/CASUALTY, LIFE/HEALTH and HEALTH INSURERS  
2022 MARKET SHARE REPORT - TOTAL PREMIUM**

Georgia

Rank	Business Type	Group/ Company Code	Group/Company Name	Direct Written Premium	Market Share	Cumulative Market Share
65	H	81264	NIPPON LIFE INS CO OF AMER	7,399,461	0.02%	99.54 %
66	L	367	PHYSICIANS MUT GRP	7,262,085	0.02%	99.56 %
67	L	71404	CONTINENTAL GEN INS CO	7,233,293	0.02%	99.58 %
68	L	4	AMERIPRISE FIN GRP	6,881,260	0.02%	99.60 %
69	H	4794	GROUP 1001 INS HOLDINGS GRP	6,348,324	0.02%	99.62 %
70	L	61921	CITIZENS SECURITY LIFE INS CO	6,311,569	0.02%	99.64 %
71	L	761	ALLIANZ INS GRP	6,043,842	0.02%	99.65 %
72	L	477	RENAISSANCE HLTH SERV CORP GRP	5,821,267	0.02%	99.67 %
73	L	4965	EQUITABLE HOLDINGS INC GRP	5,745,857	0.02%	99.68 %
74	L	587	ATLANTIC AMER GRP	5,604,767	0.02%	99.70 %
75	L	69132	STATE MUT INS CO	5,441,069	0.01%	99.71 %
76	L	730	MEDICAL MUT OF OH GRP	5,141,634	0.01%	99.73 %
77	L	65412	LIFE INS CO OF AL	4,599,657	0.01%	99.74 %
78	L	12	AMERICAN INTL GRP	4,364,932	0.01%	99.75 %
79	L	300	HORACE MANN GRP	4,248,714	0.01%	99.76 %
80	L	3527	WELLABE MUT HOLDING CO GRP	3,725,506	0.01%	99.77 %
81	L	4712	GPM LIFE GRP	3,638,516	0.01%	99.78 %
82	L	56014	THRIVENT FINANCIAL FOR LUTHERANS	3,238,700	0.01%	99.79 %
83	L	629	PLATEAU GRP	2,984,657	0.01%	99.80 %
84	L	4925	KUVARE GRP	2,771,699	0.01%	99.81 %
85	L	4888	STERLING FINANCIAL INS GRP INC	2,685,067	0.01%	99.81 %
86	L	69337	AMERICAN FIN SECURITY LIFE INS CO	2,566,829	0.01%	99.82 %
87	L	458	DAI-ICHI LIFE HOLDINGS INC GRP	2,512,773	0.01%	99.83 %
88	H	126	EDUCATORS MUT GRP	2,198,910	0.01%	99.83 %
89	L	4853	AAA LIFE GRP	2,194,662	0.01%	99.84 %
90	L	212	ZURICH INS GRP	2,057,074	0.01%	99.85 %
91	L	4862	ASSURITY GRP	1,956,806	0.01%	99.85 %
92	L	57657	ROYAL NEIGHBORS OF AMER	1,890,311	0.01%	99.86 %
93	L	31	BERKSHIRE HATHAWAY GRP	1,867,191	0.01%	99.86 %
94	L	4932	BRIGHTHOUSE HOLDINGS GRP	1,831,441	- %	99.87 %
95	H	16865	SONDER HLTH PLANS INC	1,818,173	- %	99.87 %
96	L	68896	SOUTHERN FARM BUREAU LIFE INS CO	1,734,003	- %	99.88 %
97	L H	917	HCSC GRP	1,650,705	- %	99.88 %
98	L	4947	PROSPERITY LIFE INS GRP	1,606,319	- %	99.88 %
99	L	3436	LIBERTY LIFE GRP TRUST GRP	1,602,145	- %	99.89 %
100	L	572	BCBS OF MI GRP	1,578,155	- %	99.89 %
101	L	181	SWISS RE GRP	1,495,045	- %	99.90 %
102	L	408	BROOKFIELD ASSET MGMT REINS PARTNERS	1,468,925	- %	99.90 %
103	L	7	FEDERATED MUT GRP	1,468,063	- %	99.90 %
104	L	23	BCS INS GRP	1,417,677	- %	99.91 %
105	L	781	UNION LABOR GRP	1,364,410	- %	99.91 %
106	L	58033	KNIGHTS OF COLUMBUS	1,327,055	- %	99.92 %
107	L	64580	ILLINOIS MUT LIFE INS CO	1,302,929	- %	99.92 %
108	L	50	COUNTRY INS & FIN SERV GRP	1,298,369	- %	99.92 %
109	L	3891	GLOBAL ATLANTIC GRP	1,289,961	- %	99.93 %
110	L	1186	LIFETIME HLTHCARE GRP	1,267,824	- %	99.93 %
111	L	948	GULF GUARANTY GRP	1,191,187	- %	99.93 %
112	L	57320	WOODMEN WORLD LIFE INS SOC	1,125,087	- %	99.94 %
113	L	704	CONSTELLATION INS HOLDINGS GRP	1,099,205	- %	99.94 %
114	L	449	FINANCIAL HOLDINGS GRP	1,087,091	- %	99.94 %
115	L	90638	BEST LIFE & HLTH INS CO	1,085,044	- %	99.94 %
116	L	215	KEMPER CORP GRP	1,063,933	- %	99.95 %
117	L	60216	AMALGAMATED LIFE INS CO	1,039,962	- %	99.95 %
118	H	4979	ZING HLTH ENTERPRISES GRP	884,887	- %	99.95 %
119	L	280	AUTO OWNERS GRP	846,186	- %	99.96 %
120	L	4736	GGC GRP	789,802	- %	99.96 %
121	L	42129	UNITED SECURITY ASSUR CO OF PA	751,826	- %	99.96 %
122	H	4719	AMFIRST HOLDINGS GRP	716,772	- %	99.96 %
123	L	66214	HEARTLAND NATL LIFE INS CO	715,448	- %	99.96 %
124	L	58009	POLICE & FIREMENS INS ASSN	693,737	- %	99.97 %
125	H	66753	LIBERTY UNION LIFE ASSUR CO	685,904	- %	99.97 %
			<b>**TOTAL**</b>	<b>37,080,184,227</b>	<b>100.00%</b>	<b>100.00 %</b>

**ACCIDENT and HEALTH INSURANCE INDUSTRY  
PROPERTY/CASUALTY, LIFE/HEALTH and HEALTH INSURERS  
2022 MARKET SHARE REPORT - TOTAL PREMIUM**

**Hawaii**

Rank	Business Type	Group/ Company Code	Group/Company Name	Direct Written Premium	Market Share	Cumulative Market Share
1	H	49948	HAWAII MEDICAL SERV ASSN	4,052,525,741	43.46%	43.46 %
2	H	601	KAISER FOUNDATION GRP	1,805,115,515	19.36%	62.82 %
3	L H	707	UNITEDHEALTH GRP	1,219,767,859	13.08%	75.90 %
4	L H	1295	CENTENE CORP GRP	621,563,566	6.67%	82.56 %
5	H	95853	ALOHA CARE	471,452,452	5.06%	87.62 %
6	H	47953	UNIVERSITY HLTH ALLIANCE	342,924,575	3.68%	91.30 %
7	H	119	HUMANA GRP	231,160,687	2.48%	93.78 %
8	H	48330	HAWAII MGMT ALLIANCE ASSN	211,225,344	2.27%	96.04 %
9	L	1348	MEIJI YASUDA LIFE INS GRP	45,141,442	0.48%	96.53 %
10	L	565	UNUM GRP	38,885,041	0.42%	96.94 %
11	L	370	AFLAC GRP	33,770,344	0.36%	97.30 %
12	L H	1	CVS GRP	26,990,104	0.29%	97.59 %
13	L	241	METROPOLITAN GRP	20,486,384	0.22%	97.81 %
14	L	91	HARTFORD FIRE & CAS GRP	19,516,831	0.21%	98.02 %
15	L	876	ARKANSAS BCBS GRP	16,341,674	0.18%	98.20 %
16	L	4011	GENWORTH FIN GRP	14,606,834	0.16%	98.35 %
17	L	904	JOHN HANCOCK GRP	12,595,668	0.14%	98.49 %
18	L	826	NEW YORK LIFE GRP	12,034,232	0.13%	98.62 %
19	L	860	NORTHWESTERN MUT GRP	10,299,736	0.11%	98.73 %
20	L H	261	MUTUAL OF OMAHA GRP	10,156,938	0.11%	98.84 %
21	L	429	GUARDIAN LIFE GRP	9,898,997	0.11%	98.94 %
22	L	20	LINCOLN NATL GRP	8,978,621	0.10%	99.04 %
23	L H	901	CIGNA HLTH GRP	8,011,340	0.09%	99.13 %
24	L	304	PRUDENTIAL OF AMER GRP	7,667,181	0.08%	99.21 %
25	L	468	AEGON US HOLDING GRP	5,264,514	0.06%	99.27 %
26	L	869	MINNESOTA MUT GRP	4,887,467	0.05%	99.32 %
27	L	8	ALLSTATE INS GRP	4,637,141	0.05%	99.37 %
28	L	3098	TOKIO MARINE HOLDINGS INC GRP	4,358,872	0.05%	99.41 %
29	L	306	TRUSTAGE GRP	4,066,851	0.04%	99.46 %
30	L	332	PRINCIPAL FIN GRP	3,538,712	0.04%	99.50 %
31	L	4	AMERIPRISE FIN GRP	3,445,849	0.04%	99.53 %
32	L	435	MASS MUT LIFE INS GRP	3,074,389	0.03%	99.57 %
33	L	4938	HAWAII EMPLOYERS GRP	2,557,984	0.03%	99.59 %
34	L H	812	HIGHMARK GRP	2,380,447	0.03%	99.62 %
35	L	290	GLOBE LIFE INC GRP	2,284,379	0.02%	99.64 %
36	L	233	CNO FINANCIAL GRP	2,283,466	0.02%	99.67 %
37	L	4855	SUMITOMO LIFE INS GRP	2,268,225	0.02%	99.69 %
38	L	71404	CONTINENTAL GEN INS CO	2,058,236	0.02%	99.71 %
39	L	781	UNION LABOR GRP	1,883,345	0.02%	99.73 %
40	L	761	ALLIANZ INS GRP	1,632,592	0.02%	99.75 %
41	H	4719	AMFIRST HOLDINGS GRP	1,608,247	0.02%	99.77 %
42	H	2479	DENTEGRA GRP	1,504,879	0.02%	99.79 %
43	L	626	CHUBB LTD GRP	1,503,096	0.02%	99.80 %
44	L	1117	MANHATTAN LIFE GRP	1,462,061	0.02%	99.82 %
45	L	4926	TALCOTT HOLDINGS GRP	1,407,276	0.02%	99.83 %
46	L	943	AMERITAS MUT HOLDING GRP	1,227,627	0.01%	99.85 %
47	L	200	UNITED SERV AUTOMOBILE ASSN GRP	1,150,875	0.01%	99.86 %
48	L	458	DAI-ICHI LIFE HOLDINGS INC GRP	1,065,674	0.01%	99.87 %
49	L	1186	LIFETIME HLTHCARE GRP	1,060,520	0.01%	99.88 %
50	L	4925	KUVARE GRP	1,045,615	0.01%	99.89 %
51	L	4932	BRIGHTHOUSE HOLDINGS GRP	1,032,770	0.01%	99.90 %
52	L	367	PHYSICIANS MUT GRP	895,760	0.01%	99.91 %
53	L	3891	GLOBAL ATLANTIC GRP	805,621	0.01%	99.92 %
54	L	4853	AAA LIFE GRP	635,420	0.01%	99.93 %
55	L	572	BCBS OF MI GRP	631,895	0.01%	99.93 %
56	L	4832	VOYA FINANCIAL GRP	578,753	0.01%	99.94 %
57	L	4862	ASSURITY GRP	572,441	0.01%	99.95 %
58	L	687	GUARANTEE TRUST GRP	557,231	0.01%	99.95 %
59	H	4794	GROUP 1001 INS HOLDINGS GRP	321,243	- %	99.96 %
60	L	769	GREAT WEST GRP	274,144	- %	99.96 %
61	L	918	JACKSON NATL GRP	272,498	- %	99.96 %
62	L	549	SUN LIFE FINANCIAL INC GRP	225,425	- %	99.96 %
63	L	12	AMERICAN INTL GRP	225,185	- %	99.97 %
64	L	56014	THRIVENT FINANCIAL FOR LUTHERANS	214,677	- %	99.97 %

**ACCIDENT and HEALTH INSURANCE INDUSTRY  
PROPERTY/CASUALTY, LIFE/HEALTH and HEALTH INSURERS  
2022 MARKET SHARE REPORT - TOTAL PREMIUM**

**Hawaii**

Rank	Business Type	Group/ Company Code	Group/Company Name	Direct Written Premium	Market Share	Cumulative Market Share
65	L	71471	ABILITY INS CO	202,987	- %	99.97 %
66	L	330	AMERICAN FIDELITY CORP GRP	196,339	- %	99.97 %
67	L	90638	BEST LIFE & HLTH INS CO	184,420	- %	99.98 %
68	H	4979	ZING HLTH ENTERPRISES GRP	163,139	- %	99.98 %
69	L	1216	TIAA FAMILY GRP	134,561	- %	99.98 %
70	L	5014	EVERLAKE HOLDINGS GRP	131,629	- %	99.98 %
71	L	408	BROOKFIELD ASSET MGMT REINS PARTNERS	115,083	- %	99.98 %
72	L	836	WEST SOUTHERN GRP	108,469	- %	99.98 %
73	L	212	ZURICH INS GRP	105,165	- %	99.98 %
74	L	5021	ONEMAIN HOLDINGS INC GRP	95,743	- %	99.98 %
75	L	3527	WELLABE MUT HOLDING CO GRP	87,535	- %	99.99 %
76	L	704	CONSTELLATION INS HOLDINGS GRP	83,965	- %	99.99 %
77	L	525	PAN AMER LIFE GRP	82,437	- %	99.99 %
78	L	520	NEW ERA LIFE GRP	72,458	- %	99.99 %
79	L	477	RENAISSANCE HLTH SERV CORP GRP	72,070	- %	99.99 %
80	L	4965	EQUITABLE HOLDINGS INC GRP	72,056	- %	99.99 %
81	L	451	FIDELITY SECURITY GRP	68,372	- %	99.99 %
82	H	64696	FIRST CONTINENTAL LIFE & ACC	62,255	- %	99.99 %
83	L	5026	21ST CENTURY LIFE & HEALTH CO GRP	59,985	- %	99.99 %
84	L	58033	KNIGHTS OF COLUMBUS	58,077	- %	99.99 %
85	L	1211	NATIONAL GUARDIAN LIFE INS GRP	53,066	- %	99.99 %
86	L	350	GENERAL ELECTRIC GRP	49,881	- %	99.99 %
87	L	57320	WOODMEN WORLD LIFE INS SOC	48,282	- %	99.99 %
88	L	4888	STERLING FINANCIAL INS GRP INC	47,703	- %	99.99 %
89	L	634	NATIONAL LIFE GRP	42,301	- %	100.00 %
90	L	587	ATLANTIC AMER GRP	41,360	- %	100.00 %
91	L	11121	UNIFIED LIFE INS CO	38,410	- %	100.00 %
92	L	581	BOSTON MUT GRP	36,083	- %	100.00 %
93	L	276	TRUSTMARK MUT HOLDING CO GRP	36,036	- %	100.00 %
94	L	300	HORACE MANN GRP	27,881	- %	100.00 %
95	L	140	NATIONWIDE CORP GRP	23,184	- %	100.00 %
96	L	872	BANNER LIFE GRP	23,129	- %	100.00 %
97	L	58068	INDEPENDENT ORDER OF FORESTERS US BR	22,689	- %	100.00 %
98	L	50	COUNTRY INS & FIN SERV GRP	22,492	- %	100.00 %
99	L	88668	MUTUAL OF AMER LIFE INS CO	21,946	- %	100.00 %
100	L	98	WR BERKLEY CORP GRP	21,894	- %	100.00 %
101	L	4213	WILTON RE GRP	14,810	- %	100.00 %
102	L	4903	CALTON HOLDINGS GRP	12,523	- %	100.00 %
103	H	12747	ELIXIR INS CO	12,441	- %	100.00 %
104	L	64580	ILLINOIS MUT LIFE INS CO	12,429	- %	100.00 %
105	L	449	FINANCIAL HOLDINGS GRP	12,426	- %	100.00 %
106	L	4734	APOLLO GLOBAL MGMT GRP	11,418	- %	100.00 %
107	L	574	AMERCO CORP GRP	10,740	- %	100.00 %
108	L	4824	ADVANTAGE CAPITAL GRP	10,268	- %	100.00 %
109	L	4966	INSURANCE CAPITAL GRP	8,188	- %	100.00 %
110	L	56383	ORDER OF UNITED COMMERCIAL TRAVELERS	7,788	- %	100.00 %
111	L	181	SWISS RE GRP	6,888	- %	100.00 %
112	L	440	REGAL REINS GRP	6,449	- %	100.00 %
113	L	77879	5 STAR LIFE INS CO	5,973	- %	100.00 %
114	L	730	MEDICAL MUT OF OH GRP	5,332	- %	100.00 %
115	L	4616	EVERENCE GRP	4,861	- %	100.00 %
116	L	588	KANSAS CITY LIFE INS GRP	3,980	- %	100.00 %
117	L	66214	HEARTLAND NATL LIFE INS CO	3,693	- %	100.00 %
118	L	153	PEKIN INS GRP	3,477	- %	100.00 %
119	L	4712	GPM LIFE GRP	2,767	- %	100.00 %
120	L	4553	SAVINGS BANK LIFE GRP	2,477	- %	100.00 %
121	L	2878	UNITED HERITAGE MUT GRP	2,044	- %	100.00 %
122	L	4947	PROSPERITY LIFE INS GRP	1,892	- %	100.00 %
123	L	56456	UNITED STATES LETTER CARRIERS MUT BE	1,880	- %	100.00 %
124	L	69132	STATE MUT INS CO	1,581	- %	100.00 %
125	L	690	CENTRAL STATES GRP	1,454	- %	100.00 %
			<b>**TOTAL**</b>	<b>9,324,872,792</b>	<b>100.00%</b>	<b>100.00 %</b>

**ACCIDENT and HEALTH INSURANCE INDUSTRY  
PROPERTY/CASUALTY, LIFE/HEALTH and HEALTH INSURERS  
2022 MARKET SHARE REPORT - TOTAL PREMIUM**

Idaho

Rank	Business Type	Group/ Company Code	Group/Company Name	Direct Written Premium	Market Share	Cumulative Market Share
1	H	1290	BLUE CROSS OF ID GRP	2,297,394,230	41.18%	41.18 %
2	L H	707	UNITEDHEALTH GRP	805,716,043	14.44%	55.62 %
3	H	1207	CAMBIA HEALTH SOLUTIONS INC	496,186,634	8.89%	64.51 %
4	H	880	IHC INC GRP	389,979,236	6.99%	71.50 %
5	H	4704	PACIFCSOURCE HLTH PLAN GRP	286,330,939	5.13%	76.63 %
6	H	1531	MOLINA HEALTHCARE INC GRP	282,822,841	5.07%	81.70 %
7	L H	1	CVS GRP	164,922,911	2.96%	84.66 %
8	H	119	HUMANA GRP	154,126,083	2.76%	87.42 %
9	H	47791	DELTA DENTAL PLAN OF ID INC	73,136,050	1.31%	88.73 %
10	L H	901	CIGNA HLTH GRP	65,533,723	1.17%	89.90 %
11	H	14933	MONTANA HLTH COOPERATIVE	60,406,503	1.08%	90.99 %
12	L H	261	MUTUAL OF OMAHA GRP	52,400,710	0.94%	91.93 %
13	L	370	AFLAC GRP	33,649,281	0.60%	92.53 %
14	L	565	UNUM GRP	20,863,339	0.37%	92.90 %
15	L	241	METROPOLITAN GRP	20,449,719	0.37%	93.27 %
16	L	826	NEW YORK LIFE GRP	19,519,876	0.35%	93.62 %
17	H	1189	VISION SERV PLAN GRP	17,473,561	0.31%	93.93 %
18	L	860	NORTHWESTERN MUT GRP	16,534,088	0.30%	94.23 %
19	L	3098	TOKIO MARINE HOLDINGS INC GRP	14,974,228	0.27%	94.50 %
20	L	233	CNO FINANCIAL GRP	14,490,631	0.26%	94.76 %
21	H	3503	WILLAMETTE DENTAL GRP	13,954,448	0.25%	95.01 %
22	L	332	PRINCIPAL FIN GRP	13,804,105	0.25%	95.25 %
23	L H	1295	CENTENE CORP GRP	13,400,527	0.24%	95.50 %
24	H	12239	TIMBER PRODUCTS MANUFACTURERS TRUST	13,396,174	0.24%	95.74 %
25	H	2838	CHE TRINITY INC GRP	13,363,337	0.24%	95.97 %
26	L	91	HARTFORD FIRE & CAS GRP	12,742,241	0.23%	96.20 %
27	L	468	AEGON US HOLDING GRP	12,195,773	0.22%	96.42 %
28	L	330	AMERICAN FIDELITY CORP GRP	12,115,598	0.22%	96.64 %
29	L	1348	MEIJI YASUDA LIFE INS GRP	11,729,530	0.21%	96.85 %
30	L	943	AMERITAS MUT HOLDING GRP	9,158,949	0.16%	97.01 %
31	L	8	ALLSTATE INS GRP	8,934,194	0.16%	97.17 %
32	L	429	GUARDIAN LIFE GRP	8,617,902	0.15%	97.33 %
33	L	20	LINCOLN NATL GRP	8,303,536	0.15%	97.48 %
34	L	4011	GENWORTH FIN GRP	8,213,890	0.15%	97.62 %
35	L	2878	UNITED HERITAGE MUT GRP	7,496,500	0.13%	97.76 %
36	L	304	PRUDENTIAL OF AMER GRP	6,475,363	0.12%	97.87 %
37	L	876	ARKANSAS BCBS GRP	6,398,028	0.11%	97.99 %
38	L	549	SUN LIFE FINANCIAL INC GRP	6,152,237	0.11%	98.10 %
39	L	904	JOHN HANCOCK GRP	5,375,133	0.10%	98.20 %
40	L	4855	SUMITOMO LIFE INS GRP	5,077,577	0.09%	98.29 %
41	L	98	WR BERKLEY CORP GRP	4,894,936	0.09%	98.37 %
42	L	290	GLOBE LIFE INC GRP	4,709,505	0.08%	98.46 %
43	H	4916	AMERICAN HLTH CO INC GRP	4,590,391	0.08%	98.54 %
44	L	661	BCBS OF SC GRP	4,147,741	0.07%	98.62 %
45	L	140	NATIONWIDE CORP GRP	3,975,336	0.07%	98.69 %
46	L	306	TRUSTAGE GRP	3,810,498	0.07%	98.75 %
47	L	687	GUARANTEE TRUST GRP	2,807,262	0.05%	98.81 %
48	L	1117	MANHATTAN LIFE GRP	2,791,858	0.05%	98.86 %
49	L	200	UNITED SERV AUTOMOBILE ASSN GRP	2,790,059	0.05%	98.91 %
50	L	525	PAN AMER LIFE GRP	2,776,717	0.05%	98.96 %
51	L	869	MINNESOTA MUT GRP	2,394,905	0.04%	99.00 %
52	L	812	HIGHMARK GRP	2,336,632	0.04%	99.04 %
53	L	587	ATLANTIC AMER GRP	2,309,341	0.04%	99.08 %
54	L	4832	VOYA FINANCIAL GRP	2,297,003	0.04%	99.12 %
55	L	56014	THRIVENT FINANCIAL FOR LUTHERANS	2,164,970	0.04%	99.16 %
56	L	626	CHUBB LTD GRP	2,103,866	0.04%	99.20 %
57	H	12747	ELIXIR INS CO	2,053,662	0.04%	99.24 %
58	L	435	MASS MUT LIFE INS GRP	1,801,860	0.03%	99.27 %
59	L	3527	WELLABE MUT HOLDING CO GRP	1,698,892	0.03%	99.30 %
60	H	4794	GROUP 1001 INS HOLDINGS GRP	1,649,048	0.03%	99.33 %
61	H	16445	NORTHWEST DENTAL BENEFITS LLC	1,564,565	0.03%	99.36 %
62	L	4965	EQUITABLE HOLDINGS INC GRP	1,562,478	0.03%	99.38 %
63	L	4888	STERLING FINANCIAL INS GRP INC	1,525,961	0.03%	99.41 %
64	L	56383	ORDER OF UNITED COMMERCIAL TRAVELERS	1,484,018	0.03%	99.44 %



**ACCIDENT and HEALTH INSURANCE INDUSTRY  
PROPERTY/CASUALTY, LIFE/HEALTH and HEALTH INSURERS  
2022 MARKET SHARE REPORT - TOTAL PREMIUM**

Idaho

Rank	Business Type	Group/ Company Code	Group/Company Name	Direct Written Premium	Market Share	Cumulative Market Share
65	L	671	ELEVANCE HLTH INC GRP	1,456,280	0.03%	99.46 %
66	L	367	PHYSICIANS MUT GRP	1,285,649	0.02%	99.49 %
67	L	4712	GPM LIFE GRP	1,187,797	0.02%	99.51 %
68	H	2479	DENTEGRA GRP	1,171,882	0.02%	99.53 %
69	L	71471	ABILITY INS CO	1,123,212	0.02%	99.55 %
70	L	4903	CALTON HOLDINGS GRP	1,104,874	0.02%	99.57 %
71	L	69132	STATE MUT INS CO	1,087,645	0.02%	99.59 %
72	L	574	AMERCO CORP GRP	994,005	0.02%	99.61 %
73	L	761	ALLIANZ INS GRP	962,778	0.02%	99.62 %
74	L	451	FIDELITY SECURITY GRP	921,083	0.02%	99.64 %
75	L	90638	BEST LIFE & HLTH INS CO	900,024	0.02%	99.66 %
76	L	520	NEW ERA LIFE GRP	871,131	0.02%	99.67 %
77	L	449	FINANCIAL HOLDINGS GRP	870,975	0.02%	99.69 %
78	L	276	TRUSTMARK MUT HOLDING CO GRP	861,394	0.02%	99.70 %
79	L	836	WEST SOUTHERN GRP	815,896	0.01%	99.72 %
80	L	619	ONEAMERICA FIN PARTNERS GRP	767,683	0.01%	99.73 %
81	L	4	AMERIPRISE FIN GRP	723,478	0.01%	99.74 %
82	L	1211	NATIONAL GUARDIAN LIFE INS GRP	665,545	0.01%	99.76 %
83	L	781	UNION LABOR GRP	624,822	0.01%	99.77 %
84	L	3436	LIBERTY LIFE GRP TRUST GRP	613,870	0.01%	99.78 %
85	L	4862	ASSURITY GRP	604,851	0.01%	99.79 %
86	L	690	CENTRAL STATES GRP	589,989	0.01%	99.80 %
87	L	11121	UNIFIED LIFE INS CO	564,350	0.01%	99.81 %
88	L	93521	GRANULAR INS CO	542,291	0.01%	99.82 %
89	L	212	ZURICH INS GRP	475,860	0.01%	99.83 %
90	L	408	BROOKFIELD ASSET MGMT REINS PARTNERS	475,735	0.01%	99.84 %
91	L H	917	HCSC GRP	467,045	0.01%	99.85 %
92	L	2858	HOMESHIELD CAPITAL GRP	459,988	0.01%	99.85 %
93	L	458	DAI-ICHI LIFE HOLDINGS INC GRP	417,612	0.01%	99.86 %
94	H	68420	WMI MUT INS CO	416,736	0.01%	99.87 %
95	L	7	FEDERATED MUT GRP	405,823	0.01%	99.88 %
96	L	4824	ADVANTAGE CAPITAL GRP	400,320	0.01%	99.88 %
97	L	704	CONSTELLATION INS HOLDINGS GRP	392,205	0.01%	99.89 %
98	L	58033	KNIGHTS OF COLUMBUS	356,431	0.01%	99.90 %
99	L	1186	LIFETIME HLTHCARE GRP	354,492	0.01%	99.90 %
100	L	588	KANSAS CITY LIFE INS GRP	319,738	0.01%	99.91 %
101	L	572	BCBS OF MI GRP	300,513	0.01%	99.91 %
102	L	4925	KUVARE GRP	274,601	- %	99.92 %
103	L	64580	ILLINOIS MUT LIFE INS CO	258,126	- %	99.92 %
104	H	126	EDUCATORS MUT GRP	250,190	- %	99.93 %
105	H	81264	NIPPON LIFE INS CO OF AMER	243,816	- %	99.93 %
106	L	535	COLUMBIAN LIFE GRP	238,705	- %	99.94 %
107	L	477	RENAISSANCE HLTH SERV CORP GRP	232,276	- %	99.94 %
108	L	4853	AAA LIFE GRP	219,925	- %	99.94 %
109	L	50	COUNTRY INS & FIN SERV GRP	216,607	- %	99.95 %
110	L	12	AMERICAN INTL GRP	207,367	- %	99.95 %
111	L	23	BCS INS GRP	202,389	- %	99.96 %
112	L	71404	CONTINENTAL GEN INS CO	200,494	- %	99.96 %
113	L	3891	GLOBAL ATLANTIC GRP	184,096	- %	99.96 %
114	L	60216	AMALGAMATED LIFE INS CO	150,245	- %	99.97 %
115	L	350	GENERAL ELECTRIC GRP	148,168	- %	99.97 %
116	L	918	JACKSON NATL GRP	139,608	- %	99.97 %
117	L	4736	GGC GRP	137,485	- %	99.97 %
118	L	300	HORACE MANN GRP	119,300	- %	99.98 %
119	L	4932	BRIGHTHOUSE HOLDINGS GRP	118,839	- %	99.98 %
120	L	150	OLD REPUBLIC GRP	109,750	- %	99.98 %
121	L	730	MEDICAL MUT OF OH GRP	105,312	- %	99.98 %
122	L	56499	ASSURED LIFE ASSN	89,096	- %	99.98 %
123	L	872	BANNER LIFE GRP	82,245	- %	99.98 %
124	L	4616	EVERENCE GRP	79,924	- %	99.99 %
125	L	513	IOWA FARM BUREAU GRP	76,823	- %	99.99 %
			<b>**TOTAL**</b>	<b>5,579,413,939</b>	<b>100.00%</b>	<b>100.00 %</b>

**ACCIDENT and HEALTH INSURANCE INDUSTRY  
PROPERTY/CASUALTY, LIFE/HEALTH and HEALTH INSURERS  
2022 MARKET SHARE REPORT - TOTAL PREMIUM**

**Illinois**

Rank	Business Type	Group/ Company Code	Group/Company Name	Direct Written Premium	Market Share	Cumulative Market Share
1	LH	917	HCSC GRP	21,543,037,893	39.25%	39.25 %
2	LH	707	UNITEDHEALTH GRP	6,986,625,107	12.73%	51.98 %
3	LH	1	CVS GRP	6,929,902,235	12.63%	64.61 %
4	LH	1295	CENTENE CORP GRP	6,365,527,407	11.60%	76.20 %
5	H	119	HUMANA GRP	3,436,109,209	6.26%	82.46 %
6	H	1531	MOLINA HEALTHCARE INC GRP	2,297,388,456	4.19%	86.65 %
7	H	1192	CARLE HOLDING CO GRP	1,566,680,877	2.85%	89.51 %
8	LH	901	CIGNA HLTH GRP	901,019,845	1.64%	91.15 %
9	L	241	METROPOLITAN GRP	435,841,268	0.79%	91.94 %
10	LH	261	MUTUAL OF OMAHA GRP	324,965,435	0.59%	92.53 %
11	H	115	DELTA DENTAL PLAN OF IL GRP	257,955,818	0.47%	93.00 %
12	LH	429	GUARDIAN LIFE GRP	223,916,553	0.41%	93.41 %
13	L	565	UNUM GRP	202,497,275	0.37%	93.78 %
14	H	1189	VISION SERV PLAN GRP	174,441,298	0.32%	94.10 %
15	H	4597	ESSENCE GRP HOLDINGS CORP GRP	163,699,215	0.30%	94.40 %
16	L	860	NORTHWESTERN MUT GRP	140,092,304	0.26%	94.65 %
17	L	370	AFLAC GRP	136,784,425	0.25%	94.90 %
18	L	3098	TOKIO MARINE HOLDINGS INC GRP	132,167,596	0.24%	95.14 %
19	L	91	HARTFORD FIRE & CAS GRP	128,565,258	0.23%	95.38 %
20	L	332	PRINCIPAL FIN GRP	123,236,601	0.22%	95.60 %
21	LH	549	SUN LIFE FINANCIAL INC GRP	121,989,473	0.22%	95.82 %
22	L	4832	VOYA FINANCIAL GRP	119,613,787	0.22%	96.04 %
23	L	451	FIDELITY SECURITY GRP	113,439,819	0.21%	96.25 %
24	L	20	LINCOLN NATL GRP	108,972,805	0.20%	96.45 %
25	L	826	NEW YORK LIFE GRP	97,731,405	0.18%	96.62 %
26	L	4011	GENWORTH FIN GRP	92,344,104	0.17%	96.79 %
27	L	50	COUNTRY INS & FIN SERV GRP	85,510,671	0.16%	96.95 %
28	L	233	CNO FINANCIAL GRP	85,227,260	0.16%	97.10 %
29	L	304	PRUDENTIAL OF AMER GRP	84,576,592	0.15%	97.26 %
30	L	1348	MEIJI YASUDA LIFE INS GRP	82,454,070	0.15%	97.41 %
31	H	52553	UNION HLTH SERV INC	79,877,175	0.15%	97.55 %
32	H	4887	BRIGHT HLTH GRP	66,345,434	0.12%	97.67 %
33	L	8	ALLSTATE INS GRP	65,697,161	0.12%	97.79 %
34	H	4924	DEVOTED HLTH GRP	61,565,995	0.11%	97.91 %
35	L	4855	SUMITOMO LIFE INS GRP	55,900,543	0.10%	98.01 %
36	L	904	JOHN HANCOCK GRP	54,535,232	0.10%	98.11 %
37	H	4842	PROVIDER PARTNERS HLTH GRP	43,745,246	0.08%	98.19 %
38	L	943	AMERITAS MUT HOLDING GRP	38,475,176	0.07%	98.26 %
39	L	468	AEGON US HOLDING GRP	38,231,386	0.07%	98.33 %
40	LH	812	HIGHMARK GRP	34,297,549	0.06%	98.39 %
41	L	330	AMERICAN FIDELITY CORP GRP	32,021,370	0.06%	98.45 %
42	H	4979	ZING HLTH ENTERPRISES GRP	30,376,144	0.06%	98.50 %
43	L	290	GLOBE LIFE INC GRP	29,753,836	0.05%	98.56 %
44	H	4870	UNIVERSITY HLTH CARE & GUNDERSEN LUT	29,581,814	0.05%	98.61 %
45	H	4794	GROUP 1001 INS HOLDINGS GRP	27,921,515	0.05%	98.66 %
46	L	626	CHUBB LTD GRP	26,506,501	0.05%	98.71 %
47	L	661	BCBS OF SC GRP	24,530,998	0.04%	98.75 %
48	L	435	MASS MUT LIFE INS GRP	24,182,786	0.04%	98.80 %
49	L	56014	THRIVENT FINANCIAL FOR LUTHERANS	24,029,991	0.04%	98.84 %
50	L	140	NATIONWIDE CORP GRP	22,803,944	0.04%	98.88 %
51	H	16504	MORECARE INC	22,494,529	0.04%	98.92 %
52	L	367	PHYSICIANS MUT GRP	22,429,733	0.04%	98.97 %
53	L	836	WEST SOUTHERN GRP	20,510,494	0.04%	99.00 %
54	L	781	UNION LABOR GRP	19,937,365	0.04%	99.04 %
55	L	687	GUARANTEE TRUST GRP	19,171,207	0.03%	99.07 %
56	H	12747	ELIXIR INS CO	18,914,456	0.03%	99.11 %
57	L	153	PEKIN INS GRP	18,549,419	0.03%	99.14 %
58	L	306	TRUSTAGE GRP	17,022,209	0.03%	99.17 %
59	H	81264	NIPPON LIFE INS CO OF AMER	15,931,722	0.03%	99.20 %
60	L	525	PAN AMER LIFE GRP	15,594,305	0.03%	99.23 %
61	H	16135	NATIONAL PREVENTIVE SOLUTIONS CORP	14,917,864	0.03%	99.26 %
62	L	1117	MANHATTAN LIFE GRP	13,790,613	0.03%	99.28 %
63	L	3527	WELLABE MUT HOLDING CO GRP	13,683,189	0.02%	99.31 %
64	L	869	MINNESOTA MUT GRP	13,439,876	0.02%	99.33 %

**ACCIDENT and HEALTH INSURANCE INDUSTRY  
PROPERTY/CASUALTY, LIFE/HEALTH and HEALTH INSURERS  
2022 MARKET SHARE REPORT - TOTAL PREMIUM**

**Illinois**

Rank	Business Type	Group/ Company Code	Group/Company Name	Direct Written Premium	Market Share	Cumulative Market Share
65	L	4965	EQUITABLE HOLDINGS INC GRP	12,980,936	0.02%	99.36 %
66	L	4824	ADVANTAGE CAPITAL GRP	12,000,977	0.02%	99.38 %
67	L	98	WR BERKLEY CORP GRP	11,292,232	0.02%	99.40 %
68	L	520	NEW ERA LIFE GRP	11,126,102	0.02%	99.42 %
69	L	276	TRUSTMARK MUT HOLDING CO GRP	10,838,195	0.02%	99.44 %
70	H	4811	MEDICAL ASSOCIATES GRP	10,686,086	0.02%	99.46 %
71	H	3595	MERCY HLTH CORP GRP	10,239,431	0.02%	99.48 %
72	H	4920	LONGEVITY HLTH GRP	10,128,274	0.02%	99.50 %
73	L	1211	NATIONAL GUARDIAN LIFE INS GRP	10,011,625	0.02%	99.51 %
74	H	1258	HEALTHPARTNERS GRP	9,760,187	0.02%	99.53 %
75	L	449	FINANCIAL HOLDINGS GRP	9,686,062	0.02%	99.55 %
76	L	4	AMERIPRISE FIN GRP	9,054,183	0.02%	99.57 %
77	L	69132	STATE MUT INS CO	8,949,493	0.02%	99.58 %
78	H	2479	DENTEGRA GRP	8,646,363	0.02%	99.60 %
79	L	671	ELEVANCE HLTH INC GRP	8,578,209	0.02%	99.61 %
80	L	587	ATLANTIC AMER GRP	7,801,931	0.01%	99.63 %
81	H	4818	OSCAR HEALTH INC GRP	7,771,610	0.01%	99.64 %
82	L	200	UNITED SERV AUTOMOBILE ASSN GRP	7,589,972	0.01%	99.66 %
83	L	730	MEDICAL MUT OF OH GRP	7,274,047	0.01%	99.67 %
84	L	23	BCS INS GRP	7,078,248	0.01%	99.68 %
85	L	4712	GPM LIFE GRP	7,026,308	0.01%	99.69 %
86	L	71404	CONTINENTAL GEN INS CO	6,482,264	0.01%	99.71 %
87	L	4888	STERLING FINANCIAL INS GRP INC	6,462,205	0.01%	99.72 %
88	L	761	ALLIANZ INS GRP	6,303,427	0.01%	99.73 %
89	H	54127	UNION MEDICAL CENTER	6,144,541	0.01%	99.74 %
90	H	1552	MEDICA GRP	5,256,421	0.01%	99.75 %
91	L	181	SWISS RE GRP	5,230,349	0.01%	99.76 %
92	L	31	BERKSHIRE HATHAWAY GRP	5,102,607	0.01%	99.77 %
93	L	93521	GRANULAR INS CO	4,970,483	0.01%	99.78 %
94	L	212	ZURICH INS GRP	4,814,232	0.01%	99.79 %
95	L	4862	ASSURITY GRP	4,794,961	0.01%	99.80 %
96	L	3436	LIBERTY LIFE GRP TRUST GRP	4,577,123	0.01%	99.80 %
97	L	58033	KNIGHTS OF COLUMBUS	4,402,604	0.01%	99.81 %
98	L	60216	AMALGAMATED LIFE INS CO	4,344,491	0.01%	99.82 %
99	L	300	HORACE MANN GRP	4,100,034	0.01%	99.83 %
100	H	4744	L S S GRP	4,095,379	0.01%	99.83 %
101	L	64580	ILLINOIS MUT LIFE INS CO	3,981,071	0.01%	99.84 %
102	L H	68	WISCONSIN PHYSICIANS SERV INS GRP	3,842,283	0.01%	99.85 %
103	L	458	DAI-ICHI LIFE HOLDINGS INC GRP	3,805,209	0.01%	99.86 %
104	L	477	RENAISSANCE HLTH SERV CORP GRP	3,631,578	0.01%	99.86 %
105	L	1186	LIFETIME HLTHCARE GRP	3,328,134	0.01%	99.87 %
106	L	4932	BRIGHTHOUSE HOLDINGS GRP	3,160,428	0.01%	99.87 %
107	L	572	BCBS OF MI GRP	3,132,635	0.01%	99.88 %
108	L	4736	GGC GRP	3,017,517	0.01%	99.89 %
109	L	4947	PROSPERITY LIFE INS GRP	2,624,498	- %	99.89 %
110	L	619	ONEAMERICA FIN PARTNERS GRP	2,507,988	- %	99.89 %
111	L	280	AUTO OWNERS GRP	2,468,381	- %	99.90 %
112	L	69337	AMERICAN FIN SECURITY LIFE INS CO	2,455,403	- %	99.90 %
113	L	4903	CALTON HOLDINGS GRP	2,393,021	- %	99.91 %
114	H	54259	SIDNEY HILLMAN HLTH CENTRE	2,377,555	- %	99.91 %
115	L	3891	GLOBAL ATLANTIC GRP	2,363,371	- %	99.92 %
116	L	408	BROOKFIELD ASSET MGMT REINS PARTNERS	2,327,246	- %	99.92 %
117	L	12	AMERICAN INTL GRP	2,157,859	- %	99.93 %
118	L	4925	KUVARE GRP	1,952,342	- %	99.93 %
119	L	704	CONSTELLATION INS HOLDINGS GRP	1,927,670	- %	99.93 %
120	L	4616	EVERENCE GRP	1,832,187	- %	99.94 %
121	L	4853	AAA LIFE GRP	1,762,097	- %	99.94 %
122	L	7	FEDERATED MUT GRP	1,733,132	- %	99.94 %
123	L	588	KANSAS CITY LIFE INS GRP	1,688,986	- %	99.94 %
124	L	4966	INSURANCE CAPITAL GRP	1,685,711	- %	99.95 %
125	L	574	AMERCO CORP GRP	1,630,656	- %	99.95 %
			<b>**TOTAL**</b>	<b>54,885,361,958</b>	<b>100.00%</b>	<b>100.00 %</b>

**ACCIDENT and HEALTH INSURANCE INDUSTRY  
PROPERTY/CASUALTY, LIFE/HEALTH and HEALTH INSURERS  
2022 MARKET SHARE REPORT - TOTAL PREMIUM**

**Indiana**

Rank	Business Type	Group/ Company Code	Group/Company Name	Direct Written Premium	Market Share	Cumulative Market Share
1	LH	671	ELEVANCE HLTH INC GRP	8,838,999,036	35.01%	35.01 %
2	LH	707	UNITEDHEALTH GRP	4,183,248,727	16.57%	51.58 %
3	LH	1295	CENTENE CORP GRP	2,683,598,685	10.63%	62.21 %
4	H	119	HUMANA GRP	2,224,462,257	8.81%	71.02 %
5	H	4700	MCLAREN HLTH GRP	1,869,778,926	7.41%	78.42 %
6	LH	1	CVS GRP	1,160,210,374	4.60%	83.02 %
7	H	3683	CARESOURCE GRP	1,071,538,377	4.24%	87.26 %
8	LH	901	CIGNA HLTH GRP	279,512,621	1.11%	88.37 %
9	H	4637	INDIANA UNIVERSITY HLTH GRP	229,246,259	0.91%	89.28 %
10	LH	261	MUTUAL OF OMAHA GRP	188,235,076	0.75%	90.02 %
11	H	3828	PHP INDIANA GRP	175,762,526	0.70%	90.72 %
12	L	3098	TOKIO MARINE HOLDINGS INC GRP	172,431,789	0.68%	91.40 %
13	LH	477	RENAISSANCE HLTH SERV CORP GRP	126,927,984	0.50%	91.90 %
14	L	241	METROPOLITAN GRP	119,311,149	0.47%	92.38 %
15	L	370	AFLAC GRP	105,465,217	0.42%	92.79 %
16	LH	549	SUN LIFE FINANCIAL INC GRP	90,457,053	0.36%	93.15 %
17	LH	429	GUARDIAN LIFE GRP	81,419,489	0.32%	93.47 %
18	L	565	UNUM GRP	80,115,429	0.32%	93.79 %
19	L	91	HARTFORD FIRE & CAS GRP	67,263,575	0.27%	94.06 %
20	L	20	LINCOLN NATL GRP	66,071,624	0.26%	94.32 %
21	L	233	CNO FINANCIAL GRP	65,415,733	0.26%	94.58 %
22	L	8	ALLSTATE INS GRP	62,655,452	0.25%	94.83 %
23	L	4832	VOYA FINANCIAL GRP	62,211,642	0.25%	95.07 %
24	H	95812	SOUTHEASTERN IN HLTH ORG INC	59,986,778	0.24%	95.31 %
25	L	661	BCBS OF SC GRP	58,503,827	0.23%	95.54 %
26	L	332	PRINCIPAL FIN GRP	57,399,913	0.23%	95.77 %
27	L	4855	SUMITOMO LIFE INS GRP	56,617,210	0.22%	95.99 %
28	L	330	AMERICAN FIDELITY CORP GRP	52,218,599	0.21%	96.20 %
29	L	860	NORTHWESTERN MUT GRP	50,382,753	0.20%	96.40 %
30	L	826	NEW YORK LIFE GRP	49,437,485	0.20%	96.60 %
31	H	1212	PROMEDICA HLTH SYSTEM GRP	46,229,888	0.18%	96.78 %
32	L	836	WEST SOUTHERN GRP	44,860,964	0.18%	96.96 %
33	L	4011	GENWORTH FIN GRP	41,951,582	0.17%	97.12 %
34	L	3527	WELLABE MUT HOLDING CO GRP	38,062,892	0.15%	97.27 %
35	L	304	PRUDENTIAL OF AMER GRP	37,707,361	0.15%	97.42 %
36	H	1189	VISION SERV PLAN GRP	34,936,507	0.14%	97.56 %
37	L	520	NEW ERA LIFE GRP	32,008,334	0.13%	97.69 %
38	L	290	GLOBE LIFE INC GRP	26,764,208	0.11%	97.80 %
39	L	904	JOHN HANCOCK GRP	26,117,645	0.10%	97.90 %
40	L	1348	MEIJI YASUDA LIFE INS GRP	24,355,730	0.10%	97.99 %
41	L	619	ONEAMERICA FIN PARTNERS GRP	22,146,758	0.09%	98.08 %
42	L	98	WR BERKLEY CORP GRP	21,945,336	0.09%	98.17 %
43	L	140	NATIONWIDE CORP GRP	20,802,381	0.08%	98.25 %
44	L	468	AEGON US HOLDING GRP	20,746,679	0.08%	98.33 %
45	L	451	FIDELITY SECURITY GRP	20,641,035	0.08%	98.42 %
46	L	943	AMERITAS MUT HOLDING GRP	19,390,441	0.08%	98.49 %
47	H	5035	SNP HOLDINGS LLC GRP	17,302,322	0.07%	98.56 %
48	LH	730	MEDICAL MUT OF OH GRP	15,334,949	0.06%	98.62 %
49	L	367	PHYSICIANS MUT GRP	14,433,384	0.06%	98.68 %
50	L	1117	MANHATTAN LIFE GRP	13,968,734	0.06%	98.73 %
51	H	1192	CARLE HOLDING CO GRP	13,966,678	0.06%	98.79 %
52	L	587	ATLANTIC AMER GRP	13,588,434	0.05%	98.84 %
53	LH	812	HIGHMARK GRP	12,989,902	0.05%	98.90 %
54	L	56014	THRIVENT FINANCIAL FOR LUTHERANS	12,883,494	0.05%	98.95 %
55	L	4616	EVERENCE GRP	10,868,405	0.04%	98.99 %
56	H	4859	ASCENSION HLTH GRP	10,116,936	0.04%	99.03 %
57	L	435	MASS MUT LIFE INS GRP	10,105,836	0.04%	99.07 %
58	L	4712	GPM LIFE GRP	9,977,930	0.04%	99.11 %
59	L	525	PAN AMER LIFE GRP	9,792,843	0.04%	99.15 %
60	L	869	MINNESOTA MUT GRP	9,598,519	0.04%	99.19 %
61	L	276	TRUSTMARK MUT HOLDING CO GRP	9,293,192	0.04%	99.22 %
62	L	626	CHUBB LTD GRP	8,137,732	0.03%	99.25 %
63	L	300	HORACE MANN GRP	7,444,176	0.03%	99.28 %
64	L	687	GUARANTEE TRUST GRP	7,407,952	0.03%	99.31 %

**ACCIDENT and HEALTH INSURANCE INDUSTRY  
PROPERTY/CASUALTY, LIFE/HEALTH and HEALTH INSURERS  
2022 MARKET SHARE REPORT - TOTAL PREMIUM**

**Indiana**

Rank	Business Type	Group/ Company Code	Group/Company Name	Direct Written Premium	Market Share	Cumulative Market Share
65	L	153	PEKIN INS GRP	7,029,269	0.03%	99.34 %
66	L	3891	GLOBAL ATLANTIC GRP	6,742,840	0.03%	99.37 %
67	L	781	UNION LABOR GRP	6,530,418	0.03%	99.39 %
68	L	306	TRUSTAGE GRP	6,232,574	0.02%	99.42 %
69	L	31	BERKSHIRE HATHAWAY GRP	6,120,174	0.02%	99.44 %
70	L H	917	HCSC GRP	5,985,304	0.02%	99.47 %
71	L	181	SWISS RE GRP	5,814,393	0.02%	99.49 %
72	L	1211	NATIONAL GUARDIAN LIFE INS GRP	5,424,497	0.02%	99.51 %
73	H	4744	L S S GRP	5,196,505	0.02%	99.53 %
74	H	4979	ZING HLTH ENTERPRISES GRP	5,186,769	0.02%	99.55 %
75	L	93521	GRANULAR INS CO	4,974,483	0.02%	99.57 %
76	L	71404	CONTINENTAL GEN INS CO	4,756,946	0.02%	99.59 %
77	H	2479	DENTEGRA GRP	4,081,519	0.02%	99.61 %
78	L	200	UNITED SERV AUTOMOBILE ASSN GRP	4,005,420	0.02%	99.62 %
79	H	4794	GROUP 1001 INS HOLDINGS GRP	3,861,662	0.02%	99.64 %
80	L	4888	STERLING FINANCIAL INS GRP INC	3,575,684	0.01%	99.65 %
81	L	4	AMERIPRISE FIN GRP	3,407,417	0.01%	99.67 %
82	H	81264	NIPPON LIFE INS CO OF AMER	3,400,596	0.01%	99.68 %
83	L	3436	LIBERTY LIFE GRP TRUST GRP	3,248,841	0.01%	99.69 %
84	H	12747	ELIXIR INS CO	2,834,032	0.01%	99.70 %
85	L	4947	PROSPERITY LIFE INS GRP	2,832,550	0.01%	99.71 %
86	L	4718	TIPTREE FIN GRP	2,650,383	0.01%	99.72 %
87	L	4965	EQUITABLE HOLDINGS INC GRP	2,634,016	0.01%	99.74 %
88	H	4677	TENNESSEE RURAL HLTH GRP	2,452,691	0.01%	99.75 %
89	L	212	ZURICH INS GRP	2,418,965	0.01%	99.75 %
90	L	60216	AMALGAMATED LIFE INS CO	2,410,625	0.01%	99.76 %
91	L	408	BROOKFIELD ASSET MGMT REINS PARTNERS	2,263,048	0.01%	99.77 %
92	L	4736	GGC GRP	2,234,767	0.01%	99.78 %
93	L	66214	HEARTLAND NATL LIFE INS CO	2,233,964	0.01%	99.79 %
94	L	58009	POLICE & FIREMENS INS ASSN	2,227,178	0.01%	99.80 %
95	L	90638	BEST LIFE & HLTH INS CO	2,204,826	0.01%	99.81 %
96	L	56383	ORDER OF UNITED COMMERCIAL TRAVELERS	2,196,675	0.01%	99.82 %
97	L	61921	CITIZENS SECURITY LIFE INS CO	2,192,939	0.01%	99.83 %
98	L	4862	ASSURITY GRP	2,166,286	0.01%	99.83 %
99	L	449	FINANCIAL HOLDINGS GRP	2,012,352	0.01%	99.84 %
100	L	581	BOSTON MUT GRP	1,853,977	0.01%	99.85 %
101	L	761	ALLIANZ INS GRP	1,740,081	0.01%	99.86 %
102	L	4932	BRIGHTHOUSE HOLDINGS GRP	1,734,367	0.01%	99.86 %
103	L	58033	KNIGHTS OF COLUMBUS	1,665,529	0.01%	99.87 %
104	L	458	DAI-ICHI LIFE HOLDINGS INC GRP	1,529,161	0.01%	99.88 %
105	L	7	FEDERATED MUT GRP	1,407,217	0.01%	99.88 %
106	L	213	ERIE INS GRP	1,397,475	0.01%	99.89 %
107	L	588	KANSAS CITY LIFE INS GRP	1,285,418	0.01%	99.89 %
108	L	23	BCS INS GRP	1,265,422	0.01%	99.90 %
109	L	69132	STATE MUT INS CO	1,259,709	- %	99.90 %
110	L	56499	ASSURED LIFE ASSN	1,259,207	- %	99.91 %
111	L	64580	ILLINOIS MUT LIFE INS CO	1,161,020	- %	99.91 %
112	L	11121	UNIFIED LIFE INS CO	1,132,183	- %	99.92 %
113	L	690	CENTRAL STATES GRP	1,123,485	- %	99.92 %
114	L	574	AMERCO CORP GRP	1,063,076	- %	99.92 %
115	L	1186	LIFETIME HLTHCARE GRP	1,029,804	- %	99.93 %
116	L	4824	ADVANTAGE CAPITAL GRP	1,015,029	- %	99.93 %
117	L	215	KEMPER CORP GRP	966,851	- %	99.94 %
118	L	42129	UNITED SECURITY ASSUR CO OF PA	935,418	- %	99.94 %
119	L	12	AMERICAN INTL GRP	880,227	- %	99.94 %
120	L	4853	AAA LIFE GRP	801,496	- %	99.95 %
121	L	56693	GCU	739,788	- %	99.95 %
122	L	4903	CALTON HOLDINGS GRP	691,197	- %	99.95 %
123	L	704	CONSTELLATION INS HOLDINGS GRP	691,078	- %	99.96 %
124	L	50	COUNTRY INS & FIN SERV GRP	688,495	- %	99.96 %
125	H	66753	LIBERTY UNION LIFE ASSUR CO	603,865	- %	99.96 %
			<b>**TOTAL**</b>	<b>25,248,119,190</b>	<b>100.00%</b>	<b>100.00 %</b>

**ACCIDENT and HEALTH INSURANCE INDUSTRY  
PROPERTY/CASUALTY, LIFE/HEALTH and HEALTH INSURERS  
2022 MARKET SHARE REPORT - TOTAL PREMIUM**

Iowa

Rank	Business Type	Group/ Company Code	Group/Company Name	Direct Written Premium	Market Share	Cumulative Market Share
1	LH	671	ELEVANCE HLTH INC GRP	3,513,372,097	24.52%	24.52 %
2	H	770	WELLMARK INC GRP	3,425,535,279	23.90%	48.42 %
3	LH	1295	CENTENE CORP GRP	2,687,009,536	18.75%	67.17 %
4	LH	707	UNITEDHEALTH GRP	1,758,681,897	12.27%	79.44 %
5	LH	1	CVS GRP	858,026,938	5.99%	85.43 %
6	H	119	HUMANA GRP	439,941,276	3.07%	88.50 %
7	H	1552	MEDICA GRP	189,520,052	1.32%	89.82 %
8	H	1258	HEALTHPARTNERS GRP	120,249,089	0.84%	90.66 %
9	L	233	CNO FINANCIAL GRP	97,623,210	0.68%	91.34 %
10	H	4811	MEDICAL ASSOCIATES GRP	84,992,304	0.59%	91.93 %
11	LH	261	MUTUAL OF OMAHA GRP	77,595,826	0.54%	92.47 %
12	L	370	AFLAC GRP	59,100,940	0.41%	92.88 %
13	LH	901	CIGNA HLTH GRP	52,750,420	0.37%	93.25 %
14	L	3527	WELLABE MUT HOLDING CO GRP	47,392,630	0.33%	93.58 %
15	L	241	METROPOLITAN GRP	46,817,407	0.33%	93.91 %
16	L	549	SUN LIFE FINANCIAL INC GRP	45,886,441	0.32%	94.23 %
17	L	332	PRINCIPAL FIN GRP	45,123,720	0.31%	94.55 %
18	L	860	NORTHWESTERN MUT GRP	40,125,879	0.28%	94.83 %
19	L	3098	TOKIO MARINE HOLDINGS INC GRP	39,337,231	0.27%	95.10 %
20	L	565	UNUM GRP	38,849,774	0.27%	95.37 %
21	L	20	LINCOLN NATL GRP	37,007,468	0.26%	95.63 %
22	L	4011	GENWORTH FIN GRP	32,971,688	0.23%	95.86 %
23	LH	572	BCBS OF MI GRP	32,749,986	0.23%	96.09 %
24	H	4818	OSCAR HEALTH INC GRP	27,982,126	0.20%	96.28 %
25	L	451	FIDELITY SECURITY GRP	24,291,494	0.17%	96.45 %
26	L	8	ALLSTATE INS GRP	23,796,201	0.17%	96.62 %
27	L	826	NEW YORK LIFE GRP	22,309,195	0.16%	96.77 %
28	L	1348	MEIJI YASUDA LIFE INS GRP	22,233,745	0.16%	96.93 %
29	L	4832	VOYA FINANCIAL GRP	21,700,994	0.15%	97.08 %
30	L	904	JOHN HANCOCK GRP	20,422,071	0.14%	97.22 %
31	L	687	GUARANTEE TRUST GRP	20,399,949	0.14%	97.37 %
32	L	91	HARTFORD FIRE & CAS GRP	20,022,322	0.14%	97.51 %
33	H	1192	CARLE HOLDING CO GRP	18,598,589	0.13%	97.64 %
34	L	468	AEGON US HOLDING GRP	17,299,460	0.12%	97.76 %
35	L	304	PRUDENTIAL OF AMER GRP	16,797,294	0.12%	97.87 %
36	L	56014	THRIVENT FINANCIAL FOR LUTHERANS	16,457,706	0.11%	97.99 %
37	L	290	GLOBE LIFE INC GRP	15,542,205	0.11%	98.10 %
38	L	429	GUARDIAN LIFE GRP	14,915,071	0.10%	98.20 %
39	L	367	PHYSICIANS MUT GRP	14,766,069	0.10%	98.30 %
40	H	1189	VISION SERV PLAN GRP	12,176,528	0.08%	98.39 %
41	L	4855	SUMITOMO LIFE INS GRP	11,491,971	0.08%	98.47 %
42	H	95839	AVERA HLTH PLANS INC	9,834,447	0.07%	98.54 %
43	L	730	MEDICAL MUT OF OH GRP	9,732,709	0.07%	98.61 %
44	L	69132	STATE MUT INS CO	9,717,166	0.07%	98.67 %
45	L	4888	STERLING FINANCIAL INS GRP INC	9,562,426	0.07%	98.74 %
46	L	943	AMERITAS MUT HOLDING GRP	8,805,507	0.06%	98.80 %
47	L	71471	ABILITY INS CO	8,370,575	0.06%	98.86 %
48	L	330	AMERICAN FIDELITY CORP GRP	7,453,137	0.05%	98.91 %
49	L	300	HORACE MANN GRP	6,513,982	0.05%	98.96 %
50	L	4862	ASSURITY GRP	6,451,284	0.05%	99.00 %
51	L	587	ATLANTIC AMER GRP	6,140,926	0.04%	99.04 %
52	L	626	CHUBB LTD GRP	5,889,764	0.04%	99.09 %
53	L	306	TRUSTAGE GRP	5,514,065	0.04%	99.12 %
54	L	4	AMERIPRISE FIN GRP	4,866,999	0.03%	99.16 %
55	H	4794	GROUP 1001 INS HOLDINGS GRP	4,866,132	0.03%	99.19 %
56	L	71404	CONTINENTAL GEN INS CO	4,765,240	0.03%	99.23 %
57	H	2838	CHE TRINITY INC GRP	4,506,447	0.03%	99.26 %
58	L	61921	CITIZENS SECURITY LIFE INS CO	4,441,690	0.03%	99.29 %
59	H	4870	UNIVERSITY HLTH CARE & GUNDERSEN LUT	4,358,689	0.03%	99.32 %
60	L	869	MINNESOTA MUT GRP	4,149,173	0.03%	99.35 %
61	L	1117	MANHATTAN LIFE GRP	4,058,918	0.03%	99.38 %
62	L	435	MASS MUT LIFE INS GRP	3,884,055	0.03%	99.40 %
63	L	761	ALLIANZ INS GRP	3,792,260	0.03%	99.43 %
64	L	64580	ILLINOIS MUT LIFE INS CO	3,741,490	0.03%	99.46 %

**ACCIDENT and HEALTH INSURANCE INDUSTRY  
PROPERTY/CASUALTY, LIFE/HEALTH and HEALTH INSURERS  
2022 MARKET SHARE REPORT - TOTAL PREMIUM**

Iowa

Rank	Business Type	Group/ Company Code	Group/Company Name	Direct Written Premium	Market Share	Cumulative Market Share
65	L	276	TRUSTMARK MUT HOLDING CO GRP	3,524,783	0.02%	99.48 %
66	L	449	FINANCIAL HOLDINGS GRP	3,459,470	0.02%	99.50 %
67	L	661	BCBS OF SC GRP	3,393,695	0.02%	99.53 %
68	L	98	WR BERKLEY CORP GRP	3,188,345	0.02%	99.55 %
69	L	58033	KNIGHTS OF COLUMBUS	2,911,899	0.02%	99.57 %
70	L	11121	UNIFIED LIFE INS CO	2,834,562	0.02%	99.59 %
71	L	781	UNION LABOR GRP	2,765,087	0.02%	99.61 %
72	L	181	SWISS RE GRP	2,544,912	0.02%	99.63 %
73	L	66214	HEARTLAND NATL LIFE INS CO	2,402,449	0.02%	99.64 %
74	L	812	HIGHMARK GRP	2,286,629	0.02%	99.66 %
75	L	140	NATIONWIDE CORP GRP	2,268,496	0.02%	99.68 %
76	L	836	WEST SOUTHERN GRP	2,106,578	0.01%	99.69 %
77	L	50	COUNTRY INS & FIN SERV GRP	2,077,141	0.01%	99.70 %
78	L	619	ONEAMERICA FIN PARTNERS GRP	1,975,109	0.01%	99.72 %
79	L	525	PAN AMER LIFE GRP	1,964,670	0.01%	99.73 %
80	L	1186	LIFETIME HLTHCARE GRP	1,857,760	0.01%	99.75 %
81	H	1246	SANFORD HLTH GRP	1,834,648	0.01%	99.76 %
82	L	408	BROOKFIELD ASSET MGMT REINS PARTNERS	1,474,427	0.01%	99.77 %
83	L	520	NEW ERA LIFE GRP	1,434,767	0.01%	99.78 %
84	L	3436	LIBERTY LIFE GRP TRUST GRP	1,351,349	0.01%	99.79 %
85	H	2479	DENTEGRA GRP	1,230,736	0.01%	99.80 %
86	L	200	UNITED SERV AUTOMOBILE ASSN GRP	1,201,714	0.01%	99.80 %
87	L	1211	NATIONAL GUARDIAN LIFE INS GRP	1,149,925	0.01%	99.81 %
88	L	513	IOWA FARM BUREAU GRP	1,143,679	0.01%	99.82 %
89	L	4932	BRIGHTHOUSE HOLDINGS GRP	1,126,053	0.01%	99.83 %
90	L	4925	KUVARE GRP	1,099,800	0.01%	99.84 %
91	L	280	AUTO OWNERS GRP	1,090,440	0.01%	99.84 %
92	L	588	KANSAS CITY LIFE INS GRP	1,065,399	0.01%	99.85 %
93	L	4947	PROSPERITY LIFE INS GRP	1,063,942	0.01%	99.86 %
94	L	90638	BEST LIFE & HLTH INS CO	1,018,161	0.01%	99.87 %
95	H	12747	ELIXIR INS CO	1,009,056	0.01%	99.87 %
96	L	7	FEDERATED MUT GRP	968,386	0.01%	99.88 %
97	L	458	DAI-ICHI LIFE HOLDINGS INC GRP	965,551	0.01%	99.89 %
98	L	4736	GGC GRP	947,460	0.01%	99.89 %
99	L	574	AMERCO CORP GRP	945,535	0.01%	99.90 %
100	L	56383	ORDER OF UNITED COMMERCIAL TRAVELERS	902,864	0.01%	99.91 %
101	L	917	HCSC GRP	849,798	0.01%	99.91 %
102	L	3891	GLOBAL ATLANTIC GRP	823,851	0.01%	99.92 %
103	L	68	WISCONSIN PHYSICIANS SERV INS GRP	682,894	- %	99.92 %
104	L	4853	AAA LIFE GRP	645,290	- %	99.93 %
105	L	4616	EVERENCE GRP	633,004	- %	99.93 %
106	L	153	PEKIN INS GRP	627,014	- %	99.94 %
107	L	212	ZURICH INS GRP	611,134	- %	99.94 %
108	L	4824	ADVANTAGE CAPITAL GRP	495,936	- %	99.94 %
109	L	477	RENAISSANCE HLTH SERV CORP GRP	488,232	- %	99.95 %
110	L	4965	EQUITABLE HOLDINGS INC GRP	469,671	- %	99.95 %
111	L	215	KEMPER CORP GRP	453,332	- %	99.95 %
112	L	690	CENTRAL STATES GRP	420,218	- %	99.96 %
113	H	4719	AMFIRST HOLDINGS GRP	419,415	- %	99.96 %
114	L	4903	CALTON HOLDINGS GRP	362,661	- %	99.96 %
115	L	12	AMERICAN INTL GRP	358,386	- %	99.96 %
116	L	704	CONSTELLATION INS HOLDINGS GRP	329,856	- %	99.97 %
117	L	5026	21ST CENTURY LIFE & HEALTH CO GRP	314,433	- %	99.97 %
118	L	56499	ASSURED LIFE ASSN	302,133	- %	99.97 %
119	L	918	JACKSON NATL GRP	293,349	- %	99.97 %
120	L	150	OLD REPUBLIC GRP	283,992	- %	99.97 %
121	L	23	BCS INS GRP	280,273	- %	99.98 %
122	L	58009	POLICE & FIREMENS INS ASSN	267,107	- %	99.98 %
123	L	57053	CATHOLIC UNITED FINANCIAL	265,083	- %	99.98 %
124	L	42129	UNITED SECURITY ASSUR CO OF PA	247,201	- %	99.98 %
125	L	1216	TIAA FAMILY GRP	246,474	- %	99.98 %
			<b>**TOTAL**</b>	<b>14,331,340,720</b>	<b>100.00%</b>	<b>100.00 %</b>

**ACCIDENT and HEALTH INSURANCE INDUSTRY  
PROPERTY/CASUALTY, LIFE/HEALTH and HEALTH INSURERS  
2022 MARKET SHARE REPORT - TOTAL PREMIUM**

**Kansas**

Rank	Business Type	Group/ Company Code	Group/Company Name	Direct Written Premium	Market Share	Cumulative Market Share
1	LH	707	UNITEDHEALTH GRP	2,768,975,548	23.20%	23.20 %
2	LH	430	BCBS OF KS GRP	2,334,489,904	19.56%	42.76 %
3	LH	1	CVS GRP	2,081,576,531	17.44%	60.20 %
4	H	1295	CENTENE CORP GRP	2,060,100,905	17.26%	77.45 %
5	H	537	BCBS OF KC GRP	726,231,938	6.08%	83.54 %
6	H	119	HUMANA GRP	653,676,262	5.48%	89.02 %
7	LH	901	CIGNA HLTH GRP	182,476,019	1.53%	90.54 %
8	LH	4638	DELTA DENTAL OF KS GRP	118,814,901	1.00%	91.54 %
9	L	370	AFLAC GRP	63,499,761	0.53%	92.07 %
10	LH	261	MUTUAL OF OMAHA GRP	57,413,443	0.48%	92.55 %
11	L	241	METROPOLITAN GRP	55,774,193	0.47%	93.02 %
12	L	233	CNO FINANCIAL GRP	45,954,636	0.39%	93.41 %
13	L	3098	TOKIO MARINE HOLDINGS INC GRP	43,920,400	0.37%	93.77 %
14	L	565	UNUM GRP	36,389,200	0.30%	94.08 %
15	LH	549	SUN LIFE FINANCIAL INC GRP	36,264,365	0.30%	94.38 %
16	L	91	HARTFORD FIRE & CAS GRP	34,662,627	0.29%	94.67 %
17	L	429	GUARDIAN LIFE GRP	33,160,678	0.28%	94.95 %
18	L	4011	GENWORTH FIN GRP	25,164,193	0.21%	95.16 %
19	H	1552	MEDICA GRP	24,966,797	0.21%	95.37 %
20	L	826	NEW YORK LIFE GRP	24,493,222	0.21%	95.58 %
21	L	860	NORTHWESTERN MUT GRP	23,161,206	0.19%	95.77 %
22	L	8	ALLSTATE INS GRP	22,369,639	0.19%	95.96 %
23	L	332	PRINCIPAL FIN GRP	21,042,173	0.18%	96.13 %
24	L	20	LINCOLN NATL GRP	20,034,625	0.17%	96.30 %
25	L	1348	MEIJI YASUDA LIFE INS GRP	17,790,022	0.15%	96.45 %
26	L	290	GLOBE LIFE INC GRP	17,437,887	0.15%	96.60 %
27	L	4832	VOYA FINANCIAL GRP	16,999,197	0.14%	96.74 %
28	H	4916	AMERICAN HLTH CO INC GRP	16,963,671	0.14%	96.88 %
29	L	468	AEGON US HOLDING GRP	16,562,409	0.14%	97.02 %
30	H	1189	VISION SERV PLAN GRP	15,796,127	0.13%	97.15 %
31	L	330	AMERICAN FIDELITY CORP GRP	14,872,104	0.12%	97.28 %
32	L	4922	ENTERPRISE INVESTMENTS GRP	14,472,531	0.12%	97.40 %
33	L	687	GUARANTEE TRUST GRP	13,620,592	0.11%	97.51 %
34	L	451	FIDELITY SECURITY GRP	13,339,259	0.11%	97.62 %
35	L	904	JOHN HANCOCK GRP	13,207,257	0.11%	97.73 %
36	L	3527	WELLABE MUT HOLDING CO GRP	12,790,482	0.11%	97.84 %
37	L	304	PRUDENTIAL OF AMER GRP	11,397,933	0.10%	97.94 %
38	L	56014	THRIVENT FINANCIAL FOR LUTHERANS	10,780,672	0.09%	98.03 %
39	H	4859	ASCENSION HLTH GRP	10,428,181	0.09%	98.11 %
40	L	661	BCBS OF SC GRP	10,235,463	0.09%	98.20 %
41	L	730	MEDICAL MUT OF OH GRP	9,948,315	0.08%	98.28 %
42	L	943	AMERITAS MUT HOLDING GRP	9,710,990	0.08%	98.36 %
43	L	4855	SUMITOMO LIFE INS GRP	9,202,568	0.08%	98.44 %
44	H	4818	OSCAR HEALTH INC GRP	9,183,651	0.08%	98.52 %
45	L	98	WR BERKLEY CORP GRP	9,093,629	0.08%	98.59 %
46	L	1117	MANHATTAN LIFE GRP	6,693,123	0.06%	98.65 %
47	L	69132	STATE MUT INS CO	6,392,817	0.05%	98.70 %
48	L	626	CHUBB LTD GRP	6,152,063	0.05%	98.76 %
49	L	435	MASS MUT LIFE INS GRP	5,620,492	0.05%	98.80 %
50	L	181	SWISS RE GRP	5,581,632	0.05%	98.85 %
51	H	4794	GROUP 1001 INS HOLDINGS GRP	5,439,635	0.05%	98.90 %
52	L	587	ATLANTIC AMER GRP	5,180,242	0.04%	98.94 %
53	L	869	MINNESOTA MUT GRP	4,549,799	0.04%	98.98 %
54	L	58033	KNIGHTS OF COLUMBUS	4,468,499	0.04%	99.01 %
55	L	200	UNITED SERV AUTOMOBILE ASSN GRP	4,417,579	0.04%	99.05 %
56	L	4616	EVERENCE GRP	4,378,646	0.04%	99.09 %
57	L	306	TRUSTAGE GRP	4,343,698	0.04%	99.12 %
58	L	71404	CONTINENTAL GEN INS CO	4,277,526	0.04%	99.16 %
59	L	449	FINANCIAL HOLDINGS GRP	4,022,085	0.03%	99.19 %
60	L	520	NEW ERA LIFE GRP	4,017,856	0.03%	99.23 %
61	L	525	PAN AMER LIFE GRP	3,947,533	0.03%	99.26 %
62	L	367	PHYSICIANS MUT GRP	3,846,196	0.03%	99.29 %
63	L	4888	STERLING FINANCIAL INS GRP INC	3,695,996	0.03%	99.32 %
64	L	836	WEST SOUTHERN GRP	3,692,712	0.03%	99.35 %



**ACCIDENT and HEALTH INSURANCE INDUSTRY  
PROPERTY/CASUALTY, LIFE/HEALTH and HEALTH INSURERS  
2022 MARKET SHARE REPORT - TOTAL PREMIUM**

**Kansas**

Rank	Business Type	Group/ Company Code	Group/Company Name	Direct Written Premium	Market Share	Cumulative Market Share
65	H	4979	ZING HLTH ENTERPRISES GRP	3,643,274	0.03%	99.39 %
66	L	761	ALLIANZ INS GRP	3,264,011	0.03%	99.41 %
67	L	1211	NATIONAL GUARDIAN LIFE INS GRP	3,144,135	0.03%	99.44 %
68	L H	812	HIGHMARK GRP	2,787,746	0.02%	99.46 %
69	L	4	AMERIPRISE FIN GRP	2,767,555	0.02%	99.49 %
70	L	4712	GPM LIFE GRP	2,575,994	0.02%	99.51 %
71	L	408	BROOKFIELD ASSET MGMT REINS PARTNERS	2,473,345	0.02%	99.53 %
72	L	4925	KUVARE GRP	2,403,139	0.02%	99.55 %
73	H	4744	L S S GRP	2,397,020	0.02%	99.57 %
74	H	2479	DENTEGRA GRP	2,286,637	0.02%	99.59 %
75	L	276	TRUSTMARK MUT HOLDING CO GRP	2,013,199	0.02%	99.60 %
76	L	61921	CITIZENS SECURITY LIFE INS CO	1,936,614	0.02%	99.62 %
77	L	4862	ASSURITY GRP	1,805,996	0.02%	99.64 %
78	L	619	ONEAMERICA FIN PARTNERS GRP	1,787,473	0.01%	99.65 %
79	L	3436	LIBERTY LIFE GRP TRUST GRP	1,747,841	0.01%	99.67 %
80	L	572	BCBS OF MI GRP	1,719,672	0.01%	99.68 %
81	L	4947	PROSPERITY LIFE INS GRP	1,715,053	0.01%	99.69 %
82	L	90638	BEST LIFE & HLTH INS CO	1,583,302	0.01%	99.71 %
83	L	1186	LIFETIME HLTHCARE GRP	1,433,776	0.01%	99.72 %
84	L	671	ELEVANCE HLTH INC GRP	1,381,702	0.01%	99.73 %
85	L	477	RENAISSANCE HLTH SERV CORP GRP	1,339,455	0.01%	99.74 %
86	L	153	PEKIN INS GRP	1,336,510	0.01%	99.75 %
87	L	93521	GRANULAR INS CO	1,302,609	0.01%	99.76 %
88	L	71471	ABILITY INS CO	1,289,312	0.01%	99.78 %
89	L	574	AMERCO CORP GRP	1,156,743	0.01%	99.78 %
90	L	215	KEMPER CORP GRP	1,084,407	0.01%	99.79 %
91	L	2858	HOMESHIELD CAPITAL GRP	1,084,133	0.01%	99.80 %
92	L	588	KANSAS CITY LIFE INS GRP	1,069,260	0.01%	99.81 %
93	L	7	FEDERATED MUT GRP	1,058,334	0.01%	99.82 %
94	L	140	NATIONWIDE CORP GRP	1,033,039	0.01%	99.83 %
95	L	60216	AMALGAMATED LIFE INS CO	943,077	0.01%	99.84 %
96	L	704	CONSTELLATION INS HOLDINGS GRP	932,708	0.01%	99.85 %
97	L	123	SHELTER INS GRP	921,543	0.01%	99.85 %
98	L	12	AMERICAN INTL GRP	847,560	0.01%	99.86 %
99	L	4736	GGC GRP	829,326	0.01%	99.87 %
100	L	212	ZURICH INS GRP	803,962	0.01%	99.87 %
101	L	4903	CALTON HOLDINGS GRP	790,940	0.01%	99.88 %
102	L	458	DAI-ICHI LIFE HOLDINGS INC GRP	747,907	0.01%	99.89 %
103	L	513	IOWA FARM BUREAU GRP	726,313	0.01%	99.89 %
104	H	4677	TENNESSEE RURAL HLTH GRP	718,249	0.01%	99.90 %
105	L	66214	HEARTLAND NATL LIFE INS CO	711,577	0.01%	99.90 %
106	L	4853	AAA LIFE GRP	697,581	0.01%	99.91 %
107	L	64580	ILLINOIS MUT LIFE INS CO	690,548	0.01%	99.92 %
108	L	4824	ADVANTAGE CAPITAL GRP	688,749	0.01%	99.92 %
109	L	4932	BRIGHTHOUSE HOLDINGS GRP	662,360	0.01%	99.93 %
110	L	50	COUNTRY INS & FIN SERV GRP	649,224	0.01%	99.93 %
111	L	781	UNION LABOR GRP	559,491	- %	99.94 %
112	L	4900	US ALLIANCE CORP GRP	490,069	- %	99.94 %
113	L	3891	GLOBAL ATLANTIC GRP	467,457	- %	99.95 %
114	L	690	CENTRAL STATES GRP	416,365	- %	99.95 %
115	L	56499	ASSURED LIFE ASSN	353,829	- %	99.95 %
116	H	12747	ELIXIR INS CO	352,033	- %	99.96 %
117	L	68	WISCONSIN PHYSICIANS SERV INS GRP	322,500	- %	99.96 %
118	L	918	JACKSON NATL GRP	302,988	- %	99.96 %
119	L	4965	EQUITABLE HOLDINGS INC GRP	284,675	- %	99.96 %
120	L	581	BOSTON MUT GRP	263,280	- %	99.96 %
121	L	4926	TALCOTT HOLDINGS GRP	206,168	- %	99.97 %
122	H	4719	AMFIRST HOLDINGS GRP	204,772	- %	99.97 %
123	L	769	GREAT WEST GRP	201,014	- %	99.97 %
124	L	56383	ORDER OF UNITED COMMERCIAL TRAVELERS	200,318	- %	99.97 %
125	L	300	HORACE MANN GRP	198,229	- %	99.97 %
			<b>**TOTAL**</b>	<b>11,936,152,633</b>	<b>100.00%</b>	<b>100.00 %</b>

**ACCIDENT and HEALTH INSURANCE INDUSTRY  
PROPERTY/CASUALTY, LIFE/HEALTH and HEALTH INSURERS  
2022 MARKET SHARE REPORT - TOTAL PREMIUM**

**Kentucky**

Rank	Business Type	Group/ Company Code	Group/Company Name	Direct Written Premium	Market Share	Cumulative Market Share
1	LH	119	HUMANA GRP	4,910,031,484	22.08%	22.08 %
2	LH	671	ELEVANCE HLTH INC GRP	4,845,424,347	21.79%	43.87 %
3	LH	1295	CENTENE CORP GRP	4,088,059,350	18.39%	62.26 %
4	LH	1	CVS GRP	2,184,555,341	9.82%	72.08 %
5	H	1531	MOLINA HEALTHCARE INC GRP	2,112,557,807	9.50%	81.59 %
6	LH	707	UNITEDHEALTH GRP	2,094,437,421	9.42%	91.01 %
7	H	3683	CARESOURCE GRP	237,057,230	1.07%	92.07 %
8	H	16630	CHAMBER BUSINESS SOLUTIONS TRUST	229,189,909	1.03%	93.10 %
9	LH	477	RENAISSANCE HLTH SERV CORP GRP	164,290,540	0.74%	93.84 %
10	LH	901	CIGNA HLTH GRP	132,099,152	0.59%	94.44 %
11	LH	261	MUTUAL OF OMAHA GRP	100,137,616	0.45%	94.89 %
12	L	565	UNUM GRP	80,884,213	0.36%	95.25 %
13	L	370	AFLAC GRP	70,173,179	0.32%	95.56 %
14	L	241	METROPOLITAN GRP	66,576,391	0.30%	95.86 %
15	L	330	AMERICAN FIDELITY CORP GRP	53,191,845	0.24%	96.10 %
16	L	20	LINCOLN NATL GRP	48,753,637	0.22%	96.32 %
17	L	3098	TOKIO MARINE HOLDINGS INC GRP	44,019,241	0.20%	96.52 %
18	LH	549	SUN LIFE FINANCIAL INC GRP	40,698,482	0.18%	96.70 %
19	L	429	GUARDIAN LIFE GRP	40,390,958	0.18%	96.89 %
20	L	91	HARTFORD FIRE & CAS GRP	38,310,568	0.17%	97.06 %
21	L	826	NEW YORK LIFE GRP	36,713,872	0.17%	97.22 %
22	LH	917	HCSC GRP	36,181,989	0.16%	97.39 %
23	L	1348	MEIJI YASUDA LIFE INS GRP	35,432,520	0.16%	97.54 %
24	L	4011	GENWORTH FIN GRP	31,458,110	0.14%	97.69 %
25	L	860	NORTHWESTERN MUT GRP	31,266,876	0.14%	97.83 %
26	L	468	AEGON US HOLDING GRP	30,357,064	0.14%	97.96 %
27	L	8	ALLSTATE INS GRP	28,882,109	0.13%	98.09 %
28	L	4832	VOYA FINANCIAL GRP	27,922,478	0.13%	98.22 %
29	L	233	CNO FINANCIAL GRP	25,204,694	0.11%	98.33 %
30	H	15731	SIGNATURE ADVANTAGE LLC	24,508,842	0.11%	98.44 %
31	L	4855	SUMITOMO LIFE INS GRP	18,456,937	0.08%	98.53 %
32	L	332	PRINCIPAL FIN GRP	18,238,810	0.08%	98.61 %
33	L	661	BCBS OF SC GRP	17,803,346	0.08%	98.69 %
34	L	451	FIDELITY SECURITY GRP	16,991,571	0.08%	98.76 %
35	L	304	PRUDENTIAL OF AMER GRP	16,209,735	0.07%	98.84 %
36	H	1212	PROMEDICA HLTH SYSTEM GRP	15,877,474	0.07%	98.91 %
37	L	290	GLOBE LIFE INC GRP	14,760,720	0.07%	98.97 %
38	L	904	JOHN HANCOCK GRP	12,275,340	0.06%	99.03 %
39	L	3527	WELLABE MUT HOLDING CO GRP	9,489,699	0.04%	99.07 %
40	L	619	ONEAMERICA FIN PARTNERS GRP	9,043,923	0.04%	99.11 %
41	L	626	CHUBB LTD GRP	8,878,372	0.04%	99.15 %
42	L	587	ATLANTIC AMER GRP	8,716,657	0.04%	99.19 %
43	L	869	MINNESOTA MUT GRP	8,588,570	0.04%	99.23 %
44	L	1117	MANHATTAN LIFE GRP	8,242,219	0.04%	99.27 %
45	L	943	AMERITAS MUT HOLDING GRP	7,940,994	0.04%	99.30 %
46	L	525	PAN AMER LIFE GRP	7,091,727	0.03%	99.34 %
47	L	98	WR BERKLEY CORP GRP	6,761,131	0.03%	99.37 %
48	H	1189	VISION SERV PLAN GRP	6,099,653	0.03%	99.39 %
49	L	367	PHYSICIANS MUT GRP	5,978,923	0.03%	99.42 %
50	L	61921	CITIZENS SECURITY LIFE INS CO	5,584,349	0.03%	99.45 %
51	L	435	MASS MUT LIFE INS GRP	5,514,208	0.02%	99.47 %
52	LH	730	MEDICAL MUT OF OH GRP	5,448,799	0.02%	99.49 %
53	L	3891	GLOBAL ATLANTIC GRP	4,914,845	0.02%	99.52 %
54	L	276	TRUSTMARK MUT HOLDING CO GRP	4,820,937	0.02%	99.54 %
55	L	687	GUARANTEE TRUST GRP	4,093,251	0.02%	99.56 %
56	LH	812	HIGHMARK GRP	3,971,518	0.02%	99.57 %
57	L	306	TRUSTAGE GRP	3,937,462	0.02%	99.59 %
58	L	140	NATIONWIDE CORP GRP	3,866,755	0.02%	99.61 %
59	L	300	HORACE MANN GRP	3,832,591	0.02%	99.63 %
60	L	836	WEST SOUTHERN GRP	3,768,135	0.02%	99.64 %
61	H	4794	GROUP 1001 INS HOLDINGS GRP	3,643,547	0.02%	99.66 %
62	L	71404	CONTINENTAL GEN INS CO	3,391,850	0.02%	99.68 %
63	L	4712	GPM LIFE GRP	3,029,709	0.01%	99.69 %
64	L	56014	THRIVENT FINANCIAL FOR LUTHERANS	3,028,695	0.01%	99.70 %

**ACCIDENT and HEALTH INSURANCE INDUSTRY  
PROPERTY/CASUALTY, LIFE/HEALTH and HEALTH INSURERS  
2022 MARKET SHARE REPORT - TOTAL PREMIUM**

**Kentucky**

Rank	Business Type	Group/ Company Code	Group/Company Name	Direct Written Premium	Market Share	Cumulative Market Share
65	L	12	AMERICAN INTL GRP	2,823,107	0.01%	99.72 %
66	L	93521	GRANULAR INS CO	2,740,882	0.01%	99.73 %
67	L	4	AMERIPRISE FIN GRP	2,455,931	0.01%	99.74 %
68	L	4718	TIPTREE FIN GRP	2,329,988	0.01%	99.75 %
69	H	2479	DENTEGRA GRP	2,311,010	0.01%	99.76 %
70	H	12747	ELIXIR INS CO	2,309,152	0.01%	99.77 %
71	L	4888	STERLING FINANCIAL INS GRP INC	2,205,421	0.01%	99.78 %
72	L	200	UNITED SERV AUTOMOBILE ASSN GRP	2,103,043	0.01%	99.79 %
73	L	3436	LIBERTY LIFE GRP TRUST GRP	2,026,564	0.01%	99.80 %
74	H	81264	NIPPON LIFE INS CO OF AMER	2,022,045	0.01%	99.81 %
75	L	65412	LIFE INS CO OF AL	1,744,218	0.01%	99.82 %
76	L	1211	NATIONAL GUARDIAN LIFE INS GRP	1,715,441	0.01%	99.82 %
77	L	4947	PROSPERITY LIFE INS GRP	1,715,134	0.01%	99.83 %
78	L	520	NEW ERA LIFE GRP	1,678,283	0.01%	99.84 %
79	L	761	ALLIANZ INS GRP	1,668,196	0.01%	99.85 %
80	L	4824	ADVANTAGE CAPITAL GRP	1,539,526	0.01%	99.85 %
81	L	68896	SOUTHERN FARM BUREAU LIFE INS CO	1,515,371	0.01%	99.86 %
82	L	69337	AMERICAN FIN SECURITY LIFE INS CO	1,445,856	0.01%	99.87 %
83	L	4853	AAA LIFE GRP	1,426,235	0.01%	99.87 %
84	H	4719	AMFIRST HOLDINGS GRP	1,300,350	0.01%	99.88 %
85	L	56499	ASSURED LIFE ASSN	1,275,149	0.01%	99.88 %
86	L	181	SWISS RE GRP	1,186,350	0.01%	99.89 %
87	L	449	FINANCIAL HOLDINGS GRP	1,061,824	- %	99.89 %
88	L	4965	EQUITABLE HOLDINGS INC GRP	983,388	- %	99.90 %
89	L	1186	LIFETIME HLTHCARE GRP	958,926	- %	99.90 %
90	L	64580	ILLINOIS MUT LIFE INS CO	955,509	- %	99.91 %
91	L	4862	ASSURITY GRP	903,240	- %	99.91 %
92	L	60216	AMALGAMATED LIFE INS CO	877,398	- %	99.92 %
93	L	408	BROOKFIELD ASSET MGMT REINS PARTNERS	863,477	- %	99.92 %
94	L	458	DAI-ICHI LIFE HOLDINGS INC GRP	857,635	- %	99.92 %
95	H	11082	SINGLE VISION SOLUTION INC	794,240	- %	99.93 %
96	L	123	SHELTER INS GRP	785,795	- %	99.93 %
97	L	11121	UNIFIED LIFE INS CO	735,650	- %	99.93 %
98	L	213	ERIE INS GRP	700,513	- %	99.94 %
99	H	4979	ZING HLTH ENTERPRISES GRP	652,304	- %	99.94 %
100	L	7	FEDERATED MUT GRP	645,576	- %	99.94 %
101	L	57320	WOODMEN WORLD LIFE INS SOC	632,575	- %	99.95 %
102	L	280	AUTO OWNERS GRP	604,405	- %	99.95 %
103	L	5021	ONEMAIN HOLDINGS INC GRP	591,402	- %	99.95 %
104	L	4736	GGC GRP	562,483	- %	99.95 %
105	L	4932	BRIGHTHOUSE HOLDINGS GRP	559,369	- %	99.96 %
106	L	212	ZURICH INS GRP	549,653	- %	99.96 %
107	L	153	PEKIN INS GRP	529,244	- %	99.96 %
108	L	704	CONSTELLATION INS HOLDINGS GRP	519,021	- %	99.96 %
109	L	90638	BEST LIFE & HLTH INS CO	470,417	- %	99.97 %
110	L	58033	KNIGHTS OF COLUMBUS	464,351	- %	99.97 %
111	L	574	AMERCO CORP GRP	448,194	- %	99.97 %
112	H	64696	FIRST CONTINENTAL LIFE & ACC	446,162	- %	99.97 %
113	L	572	BCBS OF MI GRP	413,172	- %	99.97 %
114	L	4213	WILTON RE GRP	408,242	- %	99.98 %
115	L	31	BERKSHIRE HATHAWAY GRP	406,616	- %	99.98 %
116	L	71471	ABILITY INS CO	398,484	- %	99.98 %
117	L	4925	KUVARE GRP	397,147	- %	99.98 %
118	L	918	JACKSON NATL GRP	315,299	- %	99.98 %
119	L	4903	CALTON HOLDINGS GRP	308,517	- %	99.98 %
120	L	588	KANSAS CITY LIFE INS GRP	306,668	- %	99.98 %
121	L	581	BOSTON MUT GRP	303,246	- %	99.99 %
122	L	876	ARKANSAS BCBS GRP	291,341	- %	99.99 %
123	L	42129	UNITED SECURITY ASSUR CO OF PA	274,872	- %	99.99 %
124	L	5014	EVERLAKE HOLDINGS GRP	246,973	- %	99.99 %
125	L	2858	HOMESHIELD CAPITAL GRP	241,387	- %	99.99 %
			<b>**TOTAL**</b>	<b>22,235,084,128</b>	<b>100.00%</b>	<b>100.00 %</b>

**ACCIDENT and HEALTH INSURANCE INDUSTRY  
PROPERTY/CASUALTY, LIFE/HEALTH and HEALTH INSURERS  
2022 MARKET SHARE REPORT - TOTAL PREMIUM**

**Louisiana**

Rank	Business Type	Group/ Company Code	Group/Company Name	Direct Written Premium	Market Share	Cumulative Market Share
1	LH	707	UNITEDHEALTH GRP	5,958,747,307	23.89%	23.89 %
2	H	438	LOUISIANA HLTH SERV GRP	4,484,477,000	17.98%	41.86 %
3	LH	1295	CENTENE CORP GRP	4,022,259,304	16.12%	57.99 %
4	H	119	HUMANA GRP	3,505,180,131	14.05%	72.04 %
5	LH	671	ELEVANCE HLTH INC GRP	1,943,255,852	7.79%	79.83 %
6	LH	1	CVS GRP	1,772,528,057	7.11%	86.94 %
7	H	936	INDEPENDENCE HLTH GRP INC GRP	1,596,919,224	6.40%	93.34 %
8	LH	549	SUN LIFE FINANCIAL INC GRP	165,916,543	0.67%	94.00 %
9	L	565	UNUM GRP	130,477,671	0.52%	94.53 %
10	LH	901	CIGNA HLTH GRP	127,175,194	0.51%	95.04 %
11	L	370	AFLAC GRP	119,260,187	0.48%	95.51 %
12	L	241	METROPOLITAN GRP	110,086,559	0.44%	95.96 %
13	LH	261	MUTUAL OF OMAHA GRP	81,520,952	0.33%	96.28 %
14	L	429	GUARDIAN LIFE GRP	56,659,360	0.23%	96.51 %
15	L	826	NEW YORK LIFE GRP	47,916,559	0.19%	96.70 %
16	L	20	LINCOLN NATL GRP	43,397,830	0.17%	96.88 %
17	H	2479	DENTEGRA GRP	41,699,210	0.17%	97.04 %
18	L	3098	TOKIO MARINE HOLDINGS INC GRP	36,443,090	0.15%	97.19 %
19	L	943	AMERITAS MUT HOLDING GRP	35,855,634	0.14%	97.33 %
20	L	860	NORTHWESTERN MUT GRP	35,714,620	0.14%	97.48 %
21	L	8	ALLSTATE INS GRP	33,437,951	0.13%	97.61 %
22	LH	812	HIGHMARK GRP	32,212,516	0.13%	97.74 %
23	L	1348	MEIJI YASUDA LIFE INS GRP	25,854,026	0.10%	97.84 %
24	L	367	PHYSICIANS MUT GRP	25,821,897	0.10%	97.95 %
25	L	91	HARTFORD FIRE & CAS GRP	24,945,832	0.10%	98.05 %
26	L	332	PRINCIPAL FIN GRP	23,813,021	0.10%	98.14 %
27	H	16968	OCHSNER HTLH PLAN INC	20,976,048	0.08%	98.23 %
28	L	304	PRUDENTIAL OF AMER GRP	20,314,483	0.08%	98.31 %
29	L	468	AEGON US HOLDING GRP	19,673,266	0.08%	98.39 %
30	L	4832	VOYA FINANCIAL GRP	19,500,924	0.08%	98.46 %
31	L	330	AMERICAN FIDELITY CORP GRP	18,446,844	0.07%	98.54 %
32	L	4011	GENWORTH FIN GRP	18,372,940	0.07%	98.61 %
33	H	4958	CHRISTUS HLTH GRP	17,480,296	0.07%	98.68 %
34	L	233	CNO FINANCIAL GRP	17,347,543	0.07%	98.75 %
35	L	4965	EQUITABLE HOLDINGS INC GRP	17,033,703	0.07%	98.82 %
36	L	290	GLOBE LIFE INC GRP	15,714,408	0.06%	98.88 %
37	L	4718	TIPTREE FIN GRP	14,931,965	0.06%	98.94 %
38	L	520	NEW ERA LIFE GRP	14,654,978	0.06%	99.00 %
39	L	661	BCBS OF SC GRP	14,413,070	0.06%	99.06 %
40	L	4855	SUMITOMO LIFE INS GRP	13,965,249	0.06%	99.12 %
41	L	836	WEST SOUTHERN GRP	11,274,890	0.05%	99.16 %
42	L	904	JOHN HANCOCK GRP	10,194,057	0.04%	99.20 %
43	L	1117	MANHATTAN LIFE GRP	10,028,712	0.04%	99.24 %
44	H	1189	VISION SERV PLAN GRP	9,526,291	0.04%	99.28 %
45	L	948	GULF GUARANTY GRP	9,417,334	0.04%	99.32 %
46	L	61921	CITIZENS SECURITY LIFE INS CO	9,139,006	0.04%	99.35 %
47	L	451	FIDELITY SECURITY GRP	8,508,004	0.03%	99.39 %
48	L	306	TRUSTAGE GRP	7,268,699	0.03%	99.42 %
49	H	64696	FIRST CONTINENTAL LIFE & ACC	6,978,469	0.03%	99.45 %
50	L	435	MASS MUT LIFE INS GRP	6,884,512	0.03%	99.47 %
51	L	300	HORACE MANN GRP	6,385,696	0.03%	99.50 %
52	H	16625	DIGNITY CARE CORP	6,172,992	0.02%	99.52 %
53	L	98	WR BERKLEY CORP GRP	5,811,368	0.02%	99.55 %
54	L	181	SWISS RE GRP	4,952,766	0.02%	99.57 %
55	L	869	MINNESOTA MUT GRP	4,809,780	0.02%	99.59 %
56	L	200	UNITED SERV AUTOMOBILE ASSN GRP	4,755,197	0.02%	99.60 %
57	L	525	PAN AMER LIFE GRP	4,623,810	0.02%	99.62 %
58	L	626	CHUBB LTD GRP	4,179,318	0.02%	99.64 %
59	L	71404	CONTINENTAL GEN INS CO	4,013,154	0.02%	99.66 %
60	L	215	KEMPER CORP GRP	3,609,471	0.01%	99.67 %
61	L	1211	NATIONAL GUARDIAN LIFE INS GRP	3,509,030	0.01%	99.68 %
62	L	3527	WELLABE MUT HOLDING CO GRP	3,001,187	0.01%	99.70 %
63	L	588	KANSAS CITY LIFE INS GRP	2,854,312	0.01%	99.71 %
64	L	687	GUARANTEE TRUST GRP	2,831,399	0.01%	99.72 %

**ACCIDENT and HEALTH INSURANCE INDUSTRY  
PROPERTY/CASUALTY, LIFE/HEALTH and HEALTH INSURERS  
2022 MARKET SHARE REPORT - TOTAL PREMIUM**

**Louisiana**

Rank	Business Type	Group/ Company Code	Group/Company Name	Direct Written Premium	Market Share	Cumulative Market Share
65	L	4824	ADVANTAGE CAPITAL GRP	2,798,157	0.01%	99.73 %
66	H	4794	GROUP 1001 INS HOLDINGS GRP	2,763,945	0.01%	99.74 %
67	L	4947	PROSPERITY LIFE INS GRP	2,616,243	0.01%	99.75 %
68	L	619	ONEAMERICA FIN PARTNERS GRP	2,579,743	0.01%	99.76 %
69	L	68896	SOUTHERN FARM BUREAU LIFE INS CO	2,463,508	0.01%	99.77 %
70	L	917	HCSC GRP	2,305,055	0.01%	99.78 %
71	L	4	AMERIPRISE FIN GRP	2,169,381	0.01%	99.79 %
72	L	276	TRUSTMARK MUT HOLDING CO GRP	2,016,785	0.01%	99.80 %
73	L	781	UNION LABOR GRP	1,865,748	0.01%	99.81 %
74	L	629	PLATEAU GRP	1,846,938	0.01%	99.81 %
75	L	4862	ASSURITY GRP	1,797,354	0.01%	99.82 %
76	L	58033	KNIGHTS OF COLUMBUS	1,785,043	0.01%	99.83 %
77	L	581	BOSTON MUT GRP	1,780,447	0.01%	99.83 %
78	L	4888	STERLING FINANCIAL INS GRP INC	1,617,793	0.01%	99.84 %
79	L	56014	THRIVENT FINANCIAL FOR LUTHERANS	1,528,548	0.01%	99.85 %
80	L	12	AMERICAN INTL GRP	1,497,249	0.01%	99.85 %
81	L	58009	POLICE & FIREMENS INS ASSN	1,474,819	0.01%	99.86 %
82	L	56499	ASSURED LIFE ASSN	1,375,790	0.01%	99.86 %
83	L	587	ATLANTIC AMER GRP	1,296,673	0.01%	99.87 %
84	L	212	ZURICH INS GRP	1,239,451	- %	99.87 %
85	L	140	NATIONWIDE CORP GRP	1,233,379	- %	99.88 %
86	L	730	MEDICAL MUT OF OH GRP	1,217,684	- %	99.88 %
87	L	4734	APOLLO GLOBAL MGMT GRP	1,178,788	- %	99.89 %
88	L	93521	GRANULAR INS CO	1,089,024	- %	99.89 %
89	L	4903	CALTON HOLDINGS GRP	1,011,041	- %	99.90 %
90	L	458	DAI-ICHI LIFE HOLDINGS INC GRP	1,010,562	- %	99.90 %
91	L	408	BROOKFIELD ASSET MGMT REINS PARTNERS	1,007,967	- %	99.91 %
92	L	4925	KUVARE GRP	995,394	- %	99.91 %
93	L	761	ALLIANZ INS GRP	982,632	- %	99.91 %
94	L	1186	LIFETIME HLTHCARE GRP	932,347	- %	99.92 %
95	L	4853	AAA LIFE GRP	916,127	- %	99.92 %
96	L	31	BERKSHIRE HATHAWAY GRP	901,408	- %	99.92 %
97	L	4213	WILTON RE GRP	829,473	- %	99.93 %
98	L	56383	ORDER OF UNITED COMMERCIAL TRAVELERS	718,461	- %	99.93 %
99	L	612	CITIZENS GRP	715,263	- %	99.93 %
100	L	704	CONSTELLATION INS HOLDINGS GRP	702,548	- %	99.94 %
101	H	12747	ELIXIR INS CO	636,801	- %	99.94 %
102	L	64580	ILLINOIS MUT LIFE INS CO	601,209	- %	99.94 %
103	L	574	AMERCO CORP GRP	596,608	- %	99.94 %
104	L	123	SHELTER INS GRP	590,520	- %	99.95 %
105	L	3891	GLOBAL ATLANTIC GRP	589,428	- %	99.95 %
106	L	57320	WOODMEN WORLD LIFE INS SOC	573,137	- %	99.95 %
107	L	477	RENAISSANCE HLTH SERV CORP GRP	544,846	- %	99.95 %
108	L	11121	UNIFIED LIFE INS CO	532,115	- %	99.96 %
109	L	42129	UNITED SECURITY ASSUR CO OF PA	528,338	- %	99.96 %
110	L	65412	LIFE INS CO OF AL	518,243	- %	99.96 %
111	L	4932	BRIGHTHOUSE HOLDINGS GRP	511,455	- %	99.96 %
112	L	153	PEKIN INS GRP	507,999	- %	99.96 %
113	L	572	BCBS OF MI GRP	502,466	- %	99.97 %
114	H	4719	AMFIRST HOLDINGS GRP	499,948	- %	99.97 %
115	L	4736	GGC GRP	483,928	- %	99.97 %
116	H	115	DELTA DENTAL PLAN OF IL GRP	480,312	- %	99.97 %
117	L	23	BCS INS GRP	420,090	- %	99.97 %
118	L	454	SECURITY NATL GRP	416,181	- %	99.98 %
119	L	66214	HEARTLAND NATL LIFE INS CO	412,555	- %	99.98 %
120	L	69132	STATE MUT INS CO	403,371	- %	99.98 %
121	L	90638	BEST LIFE & HLTH INS CO	368,990	- %	99.98 %
122	L	2858	HOMESHIELD CAPITAL GRP	361,661	- %	99.98 %
123	H	4961	CASCADE COMPREHENSIVE CARE GRP	321,321	- %	99.98 %
124	L	3436	LIBERTY LIFE GRP TRUST GRP	288,057	- %	99.98 %
125	L	60216	AMALGAMATED LIFE INS CO	271,922	- %	99.98 %
			<b>**TOTAL**</b>	<b>24,945,158,298</b>	<b>100.00%</b>	<b>100.00 %</b>

**ACCIDENT and HEALTH INSURANCE INDUSTRY  
PROPERTY/CASUALTY, LIFE/HEALTH and HEALTH INSURERS  
2022 MARKET SHARE REPORT - TOTAL PREMIUM**

**Maine**

Rank	Business Type	Group/ Company Code	Group/Company Name	Direct Written Premium	Market Share	Cumulative Market Share
1	LH	671	ELEVANCE HLTH INC GRP	1,602,263,314	31.77%	31.77 %
2	LH	707	UNITEDHEALTH GRP	643,339,501	12.76%	44.53 %
3	H	15850	MARTINS POINT GENERATIONS ADVANTAGE	592,958,100	11.76%	56.29 %
4	H	4742	POINT32HEALTH INC GRP	523,179,234	10.38%	66.67 %
5	LH	1	CVS GRP	453,969,829	9.00%	75.67 %
6	LH	1295	CENTENE CORP GRP	295,768,626	5.87%	81.53 %
7	H	15077	MAINE COMM HLTH OPTIONS	206,176,600	4.09%	85.62 %
8	H	119	HUMANA GRP	182,816,911	3.63%	89.25 %
9	LH	901	CIGNA HLTH GRP	134,674,748	2.67%	91.92 %
10	H	4763	NORTHEAST DELTA DENTAL GRP	75,629,333	1.50%	93.42 %
11	L	565	UNUM GRP	52,797,546	1.05%	94.47 %
12	L	241	METROPOLITAN GRP	20,884,488	0.41%	94.88 %
13	L	549	SUN LIFE FINANCIAL INC GRP	20,432,643	0.41%	95.28 %
14	L	370	AFLAC GRP	18,655,055	0.37%	95.65 %
15	L	3098	TOKIO MARINE HOLDINGS INC GRP	16,569,997	0.33%	95.98 %
16	L	91	HARTFORD FIRE & CAS GRP	13,681,192	0.27%	96.25 %
17	L	4011	GENWORTH FIN GRP	13,182,854	0.26%	96.52 %
18	L	20	LINCOLN NATL GRP	13,146,599	0.26%	96.78 %
19	L	429	GUARDIAN LIFE GRP	11,920,305	0.24%	97.01 %
20	L	1348	MEIJI YASUDA LIFE INS GRP	10,093,452	0.20%	97.21 %
21	LH	261	MUTUAL OF OMAHA GRP	9,985,544	0.20%	97.41 %
22	L	826	NEW YORK LIFE GRP	9,287,982	0.18%	97.60 %
23	L	332	PRINCIPAL FIN GRP	7,939,999	0.16%	97.75 %
24	L	904	JOHN HANCOCK GRP	7,671,968	0.15%	97.90 %
25	L	468	AEGON US HOLDING GRP	6,880,955	0.14%	98.04 %
26	L	304	PRUDENTIAL OF AMER GRP	6,569,506	0.13%	98.17 %
27	L	233	CNO FINANCIAL GRP	6,494,560	0.13%	98.30 %
28	H	1189	VISION SERV PLAN GRP	6,275,900	0.12%	98.42 %
29	L	943	AMERITAS MUT HOLDING GRP	6,049,625	0.12%	98.54 %
30	L	860	NORTHWESTERN MUT GRP	5,814,043	0.12%	98.66 %
31	H	12747	ELIXIR INS CO	5,523,881	0.11%	98.77 %
32	L	98	WR BERKLEY CORP GRP	5,008,943	0.10%	98.87 %
33	L	4832	VOYA FINANCIAL GRP	4,445,624	0.09%	98.96 %
34	L	8	ALLSTATE INS GRP	3,796,227	0.08%	99.03 %
35	L	4855	SUMITOMO LIFE INS GRP	3,740,733	0.07%	99.11 %
36	L	626	CHUBB LTD GRP	3,595,308	0.07%	99.18 %
37	L	290	GLOBE LIFE INC GRP	3,534,108	0.07%	99.25 %
38	L	661	BCBS OF SC GRP	3,435,567	0.07%	99.32 %
39	L	435	MASS MUT LIFE INS GRP	2,612,705	0.05%	99.37 %
40	L	306	TRUSTAGE GRP	2,578,467	0.05%	99.42 %
41	L	4	AMERIPRISE FIN GRP	2,351,671	0.05%	99.47 %
42	L	200	UNITED SERV AUTOMOBILE ASSN GRP	2,057,718	0.04%	99.51 %
43	L	869	MINNESOTA MUT GRP	2,031,655	0.04%	99.55 %
44	L	836	WEST SOUTHERN GRP	1,668,562	0.03%	99.58 %
45	L	276	TRUSTMARK MUT HOLDING CO GRP	1,638,470	0.03%	99.61 %
46	H	2479	DENTEGRA GRP	1,579,573	0.03%	99.64 %
47	L	451	FIDELITY SECURITY GRP	1,483,555	0.03%	99.67 %
48	L	4965	EQUITABLE HOLDINGS INC GRP	1,381,962	0.03%	99.70 %
49	L	761	ALLIANZ INS GRP	1,351,235	0.03%	99.73 %
50	L	4932	BRIGHTHOUSE HOLDINGS GRP	1,148,917	0.02%	99.75 %
51	L	687	GUARANTEE TRUST GRP	958,611	0.02%	99.77 %
52	L	140	NATIONWIDE CORP GRP	837,227	0.02%	99.79 %
53	L	4853	AAA LIFE GRP	671,576	0.01%	99.80 %
54	L	367	PHYSICIANS MUT GRP	644,341	0.01%	99.81 %
55	L	812	HIGHMARK GRP	635,263	0.01%	99.82 %
56	L	581	BOSTON MUT GRP	628,074	0.01%	99.84 %
57	L	1186	LIFETIME HLTHCARE GRP	543,631	0.01%	99.85 %
58	L	520	NEW ERA LIFE GRP	518,096	0.01%	99.86 %
59	L	588	KANSAS CITY LIFE INS GRP	515,390	0.01%	99.87 %
60	L	300	HORACE MANN GRP	455,414	0.01%	99.88 %
61	L	458	DAI-ICHI LIFE HOLDINGS INC GRP	451,194	0.01%	99.89 %
62	L	4862	ASSURITY GRP	443,538	0.01%	99.89 %
63	L	477	RENAISSANCE HLTH SERV CORP GRP	399,734	0.01%	99.90 %
64	LH	917	HCSC GRP	353,808	0.01%	99.91 %

**ACCIDENT and HEALTH INSURANCE INDUSTRY  
PROPERTY/CASUALTY, LIFE/HEALTH and HEALTH INSURERS  
2022 MARKET SHARE REPORT - TOTAL PREMIUM**

**Maine**

Rank	Business Type	Group/ Company Code	Group/Company Name	Direct Written Premium	Market Share	Cumulative Market Share
65	L	58033	KNIGHTS OF COLUMBUS	302,604	0.01%	99.92 %
66	L	781	UNION LABOR GRP	298,425	0.01%	99.92 %
67	L	1117	MANHATTAN LIFE GRP	297,217	0.01%	99.93 %
68	L	12	AMERICAN INTL GRP	289,564	0.01%	99.93 %
69	L	56014	THRIVENT FINANCIAL FOR LUTHERANS	224,021	- %	99.94 %
70	L	1211	NATIONAL GUARDIAN LIFE INS GRP	213,930	- %	99.94 %
71	L	3527	WELLABE MUT HOLDING CO GRP	207,757	- %	99.95 %
72	L	330	AMERICAN FIDELITY CORP GRP	207,343	- %	99.95 %
73	L	769	GREAT WEST GRP	169,346	- %	99.95 %
74	L	212	ZURICH INS GRP	164,532	- %	99.96 %
75	L	71404	CONTINENTAL GEN INS CO	163,931	- %	99.96 %
76	L	64580	ILLINOIS MUT LIFE INS CO	148,906	- %	99.96 %
77	L	704	CONSTELLATION INS HOLDINGS GRP	125,615	- %	99.97 %
78	L	1216	TIAA FAMILY GRP	121,959	- %	99.97 %
79	L	3891	GLOBAL ATLANTIC GRP	119,729	- %	99.97 %
80	L	408	BROOKFIELD ASSET MGMT REINS PARTNERS	119,183	- %	99.97 %
81	L	4926	TALCOTT HOLDINGS GRP	117,916	- %	99.98 %
82	L	11121	UNIFIED LIFE INS CO	95,929	- %	99.98 %
83	L	619	ONEAMERICA FIN PARTNERS GRP	95,823	- %	99.98 %
84	L	7	FEDERATED MUT GRP	92,571	- %	99.98 %
85	L	4925	KUVARE GRP	85,623	- %	99.98 %
86	L	23	BCS INS GRP	83,815	- %	99.98 %
87	L	4736	GGC GRP	66,913	- %	99.99 %
88	L	5021	ONEMAIN HOLDINGS INC GRP	57,903	- %	99.99 %
89	L	31	BERKSHIRE HATHAWAY GRP	53,853	- %	99.99 %
90	L	4734	APOLLO GLOBAL MGMT GRP	52,958	- %	99.99 %
91	L	634	NATIONAL LIFE GRP	50,806	- %	99.99 %
92	L	77879	5 STAR LIFE INS CO	45,469	- %	99.99 %
93	L	5026	21ST CENTURY LIFE & HEALTH CO GRP	38,887	- %	99.99 %
94	L	4712	GPM LIFE GRP	37,919	- %	99.99 %
95	L	5014	EVERLAKE HOLDINGS GRP	33,037	- %	99.99 %
96	L	4888	STERLING FINANCIAL INS GRP INC	31,731	- %	99.99 %
97	L	587	ATLANTIC AMER GRP	30,536	- %	99.99 %
98	L	572	BCBS OF MI GRP	29,824	- %	99.99 %
99	L	58068	INDEPENDENT ORDER OF FORESTERS US BR	29,145	- %	100.00 %
100	L	918	JACKSON NATL GRP	28,429	- %	100.00 %
101	L	525	PAN AMER LIFE GRP	21,297	- %	100.00 %
102	L	449	FINANCIAL HOLDINGS GRP	20,855	- %	100.00 %
103	L	350	GENERAL ELECTRIC GRP	20,620	- %	100.00 %
104	L	4213	WILTON RE GRP	19,269	- %	100.00 %
105	L	4553	SAVINGS BANK LIFE GRP	15,484	- %	100.00 %
106	L	58181	SUPREME COUNCIL THE ROYAL ARCANUM	12,215	- %	100.00 %
107	L	574	AMERCO CORP GRP	12,033	- %	100.00 %
108	L	3436	LIBERTY LIFE GRP TRUST GRP	11,067	- %	100.00 %
109	L	440	REGAL REINS GRP	10,974	- %	100.00 %
110	L	181	SWISS RE GRP	8,971	- %	100.00 %
111	L	57657	ROYAL NEIGHBORS OF AMER	8,862	- %	100.00 %
112	L	690	CENTRAL STATES GRP	8,530	- %	100.00 %
113	L	50	COUNTRY INS & FIN SERV GRP	7,671	- %	100.00 %
114	L	850	PENN MUT GRP	6,645	- %	100.00 %
115	L	4616	EVERENCE GRP	4,885	- %	100.00 %
116	L	19	ASSURANT INC GRP	3,998	- %	100.00 %
117	L	56030	CATHOLIC FINANCIAL LIFE	2,974	- %	100.00 %
118	L	215	KEMPER CORP GRP	2,397	- %	100.00 %
119	L	68772	SECURITY MUT LIFE INS CO OF NY	2,282	- %	100.00 %
120	L	4903	CALTON HOLDINGS GRP	2,089	- %	100.00 %
121	L	730	MEDICAL MUT OF OH GRP	1,890	- %	100.00 %
122	L	56456	UNITED STATES LETTER CARRIERS MUT BE	1,823	- %	100.00 %
123	L	56383	ORDER OF UNITED COMMERCIAL TRAVELERS	1,405	- %	100.00 %
124	L	60216	AMALGAMATED LIFE INS CO	1,300	- %	100.00 %
125	L	4947	PROSPERITY LIFE INS GRP	1,293	- %	100.00 %
			<b>**TOTAL**</b>	<b>5,042,681,170</b>	<b>100.00%</b>	<b>100.00 %</b>

**ACCIDENT and HEALTH INSURANCE INDUSTRY  
PROPERTY/CASUALTY, LIFE/HEALTH and HEALTH INSURERS  
2022 MARKET SHARE REPORT - TOTAL PREMIUM**

**Maryland**

Rank	Business Type	Group/ Company Code	Group/Company Name	Direct Written Premium	Market Share	Cumulative Market Share
1	H	380	CAREFIRST INC GRP	6,815,836,037	34.35%	34.35 %
2	H	601	KAISER FOUNDATION GRP	3,409,085,274	17.18%	51.53 %
3	L H	707	UNITEDHEALTH GRP	2,915,762,871	14.70%	66.23 %
4	L H	671	ELEVANCE HLTH INC GRP	1,339,674,636	6.75%	72.98 %
5	L H	1	CVS GRP	1,331,514,633	6.71%	79.69 %
6	L H	901	CIGNA HLTH GRP	1,014,569,259	5.11%	84.80 %
7	H	14227	MEDSTAR FAMILY CHOICE	595,921,790	3.00%	87.81 %
8	H	15700	HOPKINS HLTH ADVANTAGE INC	210,125,730	1.06%	88.87 %
9	L	241	METROPOLITAN GRP	194,611,413	0.98%	89.85 %
10	H	119	HUMANA GRP	173,574,318	0.87%	90.72 %
11	L H	261	MUTUAL OF OMAHA GRP	135,721,219	0.68%	91.41 %
12	L	565	UNUM GRP	112,753,427	0.57%	91.97 %
13	L	370	AFLAC GRP	106,174,321	0.54%	92.51 %
14	L	91	HARTFORD FIRE & CAS GRP	78,350,648	0.39%	92.90 %
15	H	2479	DENTEGRA GRP	77,498,785	0.39%	93.29 %
16	L	429	GUARDIAN LIFE GRP	74,545,821	0.38%	93.67 %
17	L	20	LINCOLN NATL GRP	70,404,229	0.35%	94.03 %
18	L	549	SUN LIFE FINANCIAL INC GRP	67,780,440	0.34%	94.37 %
19	H	17033	ALTERWOOD ADVANTAGE INC	67,384,215	0.34%	94.71 %
20	L	4011	GENWORTH FIN GRP	67,082,968	0.34%	95.04 %
21	L	826	NEW YORK LIFE GRP	63,493,829	0.32%	95.36 %
22	L	3098	TOKIO MARINE HOLDINGS INC GRP	48,867,849	0.25%	95.61 %
23	L H	1295	CENTENE CORP GRP	47,062,751	0.24%	95.85 %
24	L	904	JOHN HANCOCK GRP	46,358,546	0.23%	96.08 %
25	H	1189	VISION SERV PLAN GRP	40,837,802	0.21%	96.29 %
26	L	332	PRINCIPAL FIN GRP	38,892,632	0.20%	96.48 %
27	L	304	PRUDENTIAL OF AMER GRP	38,184,303	0.19%	96.68 %
28	L	860	NORTHWESTERN MUT GRP	37,179,959	0.19%	96.86 %
29	L	4855	SUMITOMO LIFE INS GRP	35,697,346	0.18%	97.04 %
30	L	4832	VOYA FINANCIAL GRP	34,715,981	0.17%	97.22 %
31	L	468	AEGON US HOLDING GRP	32,443,983	0.16%	97.38 %
32	L H	812	HIGHMARK GRP	28,224,069	0.14%	97.52 %
33	L	233	CNO FINANCIAL GRP	27,014,109	0.14%	97.66 %
34	L	451	FIDELITY SECURITY GRP	26,450,510	0.13%	97.79 %
35	L	435	MASS MUT LIFE INS GRP	26,395,527	0.13%	97.93 %
36	L	1348	MEIJI YASUDA LIFE INS GRP	22,828,782	0.12%	98.04 %
37	L H	917	HCSC GRP	22,204,429	0.11%	98.15 %
38	H	12747	ELIXIR INS CO	21,775,130	0.11%	98.26 %
39	L	290	GLOBE LIFE INC GRP	19,836,485	0.10%	98.36 %
40	H	16554	ISNP VENTURES LLC	18,667,234	0.09%	98.46 %
41	L	330	AMERICAN FIDELITY CORP GRP	18,205,100	0.09%	98.55 %
42	L	306	TRUSTAGE GRP	13,629,287	0.07%	98.62 %
43	L	200	UNITED SERV AUTOMOBILE ASSN GRP	12,799,903	0.06%	98.68 %
44	L	8	ALLSTATE INS GRP	12,344,699	0.06%	98.74 %
45	L	626	CHUBB LTD GRP	11,670,464	0.06%	98.80 %
46	H	1230	CAPITAL BLUE CROSS GRP	11,456,235	0.06%	98.86 %
47	H	4842	PROVIDER PARTNERS HLTH GRP	11,426,295	0.06%	98.92 %
48	H	5035	SNP HOLDINGS LLC GRP	10,381,393	0.05%	98.97 %
49	L	1117	MANHATTAN LIFE GRP	10,106,280	0.05%	99.02 %
50	L	943	AMERITAS MUT HOLDING GRP	9,743,333	0.05%	99.07 %
51	L	140	NATIONWIDE CORP GRP	8,797,334	0.04%	99.12 %
52	L	836	WEST SOUTHERN GRP	8,599,156	0.04%	99.16 %
53	L	869	MINNESOTA MUT GRP	7,926,821	0.04%	99.20 %
54	L	781	UNION LABOR GRP	6,960,131	0.04%	99.23 %
55	L	4	AMERIPRISE FIN GRP	6,888,006	0.03%	99.27 %
56	L	367	PHYSICIANS MUT GRP	6,622,237	0.03%	99.30 %
57	L	56014	THRIVENT FINANCIAL FOR LUTHERANS	6,150,907	0.03%	99.33 %
58	L	408	BROOKFIELD ASSET MGMT REINS PARTNERS	6,137,358	0.03%	99.36 %
59	L	525	PAN AMER LIFE GRP	6,086,870	0.03%	99.39 %
60	L	4932	BRIGHTHOUSE HOLDINGS GRP	5,687,172	0.03%	99.42 %
61	L	4965	EQUITABLE HOLDINGS INC GRP	5,635,580	0.03%	99.45 %
62	H	4794	GROUP 1001 INS HOLDINGS GRP	5,632,090	0.03%	99.48 %
63	L	98	WR BERKLEY CORP GRP	5,501,295	0.03%	99.51 %
64	L	66214	HEARTLAND NATL LIFE INS CO	5,344,256	0.03%	99.53 %



**ACCIDENT and HEALTH INSURANCE INDUSTRY  
PROPERTY/CASUALTY, LIFE/HEALTH and HEALTH INSURERS  
2022 MARKET SHARE REPORT - TOTAL PREMIUM**

**Maryland**

Rank	Business Type	Group/ Company Code	Group/Company Name	Direct Written Premium	Market Share	Cumulative Market Share
65	L	477	RENAISSANCE HLTH SERV CORP GRP	4,997,807	0.03%	99.56 %
66	L	1211	NATIONAL GUARDIAN LIFE INS GRP	4,813,704	0.02%	99.58 %
67	L	212	ZURICH INS GRP	4,613,855	0.02%	99.61 %
68	L	687	GUARANTEE TRUST GRP	4,435,677	0.02%	99.63 %
69	L	661	BCBS OF SC GRP	4,001,967	0.02%	99.65 %
70	L	93521	GRANULAR INS CO	3,983,897	0.02%	99.67 %
71	L	300	HORACE MANN GRP	3,954,492	0.02%	99.69 %
72	L	761	ALLIANZ INS GRP	3,715,381	0.02%	99.71 %
73	L	58033	KNIGHTS OF COLUMBUS	3,280,444	0.02%	99.73 %
74	L	61921	CITIZENS SECURITY LIFE INS CO	3,049,321	0.02%	99.74 %
75	H	4979	ZING HLTH ENTERPRISES GRP	3,036,821	0.02%	99.76 %
76	L	276	TRUSTMARK MUT HOLDING CO GRP	3,017,782	0.02%	99.77 %
77	L	520	NEW ERA LIFE GRP	2,963,519	0.01%	99.79 %
78	H	4744	L S S GRP	2,795,453	0.01%	99.80 %
79	L	619	ONEAMERICA FIN PARTNERS GRP	2,376,443	0.01%	99.81 %
80	L	4718	TIPTREE FIN GRP	2,231,942	0.01%	99.82 %
81	L	4888	STERLING FINANCIAL INS GRP INC	2,182,036	0.01%	99.83 %
82	L	572	BCBS OF MI GRP	2,153,922	0.01%	99.85 %
83	L	4862	ASSURITY GRP	1,785,077	0.01%	99.85 %
84	L	4853	AAA LIFE GRP	1,597,727	0.01%	99.86 %
85	L	587	ATLANTIC AMER GRP	1,577,859	0.01%	99.87 %
86	L	458	DAI-ICHI LIFE HOLDINGS INC GRP	1,573,685	0.01%	99.88 %
87	L	4712	GPM LIFE GRP	1,563,163	0.01%	99.89 %
88	L	12	AMERICAN INTL GRP	1,286,240	0.01%	99.89 %
89	L	4925	KUVARE GRP	1,250,314	0.01%	99.90 %
90	L	704	CONSTELLATION INS HOLDINGS GRP	1,106,477	0.01%	99.90 %
91	L	23	BCS INS GRP	1,067,318	0.01%	99.91 %
92	L	3891	GLOBAL ATLANTIC GRP	1,035,751	0.01%	99.91 %
93	L	64580	ILLINOIS MUT LIFE INS CO	990,915	- %	99.92 %
94	L	213	ERIE INS GRP	920,412	- %	99.92 %
95	L	1186	LIFETIME HLTHCARE GRP	866,368	- %	99.93 %
96	L	181	SWISS RE GRP	801,193	- %	99.93 %
97	L	71404	CONTINENTAL GEN INS CO	762,046	- %	99.94 %
98	L	581	BOSTON MUT GRP	741,253	- %	99.94 %
99	L	449	FINANCIAL HOLDINGS GRP	727,284	- %	99.94 %
100	L	4616	EVERENCE GRP	665,756	- %	99.95 %
101	L	4824	ADVANTAGE CAPITAL GRP	635,381	- %	99.95 %
102	L	1216	TIAA FAMILY GRP	521,565	- %	99.95 %
103	L	3527	WELLABE MUT HOLDING CO GRP	479,013	- %	99.96 %
104	L	3436	LIBERTY LIFE GRP TRUST GRP	441,939	- %	99.96 %
105	L	4903	CALTON HOLDINGS GRP	437,706	- %	99.96 %
106	L	4947	PROSPERITY LIFE INS GRP	416,188	- %	99.96 %
107	L	69132	STATE MUT INS CO	405,323	- %	99.96 %
108	L	60216	AMALGAMATED LIFE INS CO	404,992	- %	99.97 %
109	L	574	AMERCO CORP GRP	394,840	- %	99.97 %
110	L	7	FEDERATED MUT GRP	330,152	- %	99.97 %
111	L	769	GREAT WEST GRP	319,521	- %	99.97 %
112	L	918	JACKSON NATL GRP	310,274	- %	99.97 %
113	L	4736	GGC GRP	303,206	- %	99.97 %
114	L	4926	TALCOTT HOLDINGS GRP	286,766	- %	99.98 %
115	H	16135	NATIONAL PREVENTIVE SOLUTIONS CORP	281,619	- %	99.98 %
116	L	58009	POLICE & FIREMENS INS ASSN	276,658	- %	99.98 %
117	L	872	BANNER LIFE GRP	258,766	- %	99.98 %
118	L	2858	HOMESHIELD CAPITAL GRP	235,111	- %	99.98 %
119	L	5021	ONEMAIN HOLDINGS INC GRP	200,578	- %	99.98 %
120	L	5014	EVERLAKE HOLDINGS GRP	200,379	- %	99.98 %
121	H	4696	VISION BENEFITS GRP	186,332	- %	99.98 %
122	L	215	KEMPER CORP GRP	182,090	- %	99.99 %
123	L	65927	LINCOLN HERITAGE LIFE INS CO	176,638	- %	99.99 %
124	L	730	MEDICAL MUT OF OH GRP	175,875	- %	99.99 %
125	L	57711	WESTERN CATHOLIC UNION	165,396	- %	99.99 %
			<b>**TOTAL**</b>	<b>19,841,572,991</b>	<b>100.00%</b>	<b>100.00 %</b>

**ACCIDENT and HEALTH INSURANCE INDUSTRY  
PROPERTY/CASUALTY, LIFE/HEALTH and HEALTH INSURERS  
2022 MARKET SHARE REPORT - TOTAL PREMIUM**

**Massachusetts**

Rank	Business Type	Group/ Company Code	Group/Company Name	Direct Written Premium	Market Share	Cumulative Market Share
1	H	3637	BCBS OF MA GRP	8,690,324,590	29.44%	29.44 %
2	H	4742	POINT32HEALTH INC GRP	7,733,456,287	26.20%	55.64 %
3	LH	707	UNITEDHEALTH GRP	2,713,397,224	9.19%	64.84 %
4	H	13203	BOSTON MEDICAL CENTER HLTH PLAN INC	2,535,518,081	8.59%	73.43 %
5	H	4741	FALLON GRP	1,736,797,131	5.88%	79.31 %
6	H	4934	MASS GEN BRIGHAM HLTH PLAN GRP	939,759,195	3.18%	82.50 %
7	H	4756	BAYSTATE HLTH GRP	928,748,986	3.15%	85.64 %
8	LH	1	CVS GRP	793,659,448	2.69%	88.33 %
9	LH	901	CIGNA HLTH GRP	466,332,351	1.58%	89.91 %
10	H	4512	CAREQUEST GRP	281,252,066	0.95%	90.87 %
11	L	241	METROPOLITAN GRP	280,214,056	0.95%	91.81 %
12	L	565	UNUM GRP	269,219,401	0.91%	92.73 %
13	L	429	GUARDIAN LIFE GRP	178,490,670	0.60%	93.33 %
14	L	549	SUN LIFE FINANCIAL INC GRP	156,140,847	0.53%	93.86 %
15	LH	1295	CENTENE CORP GRP	149,355,705	0.51%	94.37 %
16	L	20	LINCOLN NATL GRP	124,624,210	0.42%	94.79 %
17	L	91	HARTFORD FIRE & CAS GRP	103,380,773	0.35%	95.14 %
18	L	3098	TOKIO MARINE HOLDINGS INC GRP	100,461,257	0.34%	95.48 %
19	H	119	HUMANA GRP	95,753,744	0.32%	95.80 %
20	H	1571	DELTA DENTAL OF RI GRP	84,697,117	0.29%	96.09 %
21	H	1189	VISION SERV PLAN GRP	75,273,542	0.26%	96.35 %
22	L	4011	GENWORTH FIN GRP	70,106,012	0.24%	96.58 %
23	L	304	PRUDENTIAL OF AMER GRP	69,907,037	0.24%	96.82 %
24	LH	261	MUTUAL OF OMAHA GRP	62,033,162	0.21%	97.03 %
25	L	370	AFLAC GRP	61,032,341	0.21%	97.24 %
26	L	451	FIDELITY SECURITY GRP	58,758,582	0.20%	97.44 %
27	L	332	PRINCIPAL FIN GRP	57,649,616	0.20%	97.63 %
28	L	826	NEW YORK LIFE GRP	55,535,633	0.19%	97.82 %
29	L	904	JOHN HANCOCK GRP	55,277,185	0.19%	98.01 %
30	L	860	NORTHWESTERN MUT GRP	54,785,587	0.19%	98.19 %
31	L	4832	VOYA FINANCIAL GRP	47,961,447	0.16%	98.35 %
32	L	1348	MEIJI YASUDA LIFE INS GRP	44,614,850	0.15%	98.51 %
33	L	435	MASS MUT LIFE INS GRP	32,726,892	0.11%	98.62 %
34	L	836	WEST SOUTHERN GRP	26,113,822	0.09%	98.71 %
35	H	12747	ELIXIR INS CO	24,929,775	0.08%	98.79 %
36	L	4855	SUMITOMO LIFE INS GRP	23,152,591	0.08%	98.87 %
37	LH	812	HIGHMARK GRP	22,777,225	0.08%	98.95 %
38	L	4965	EQUITABLE HOLDINGS INC GRP	22,374,653	0.08%	99.02 %
39	L	468	AEGON US HOLDING GRP	20,236,234	0.07%	99.09 %
40	L	943	AMERITAS MUT HOLDING GRP	19,471,527	0.07%	99.16 %
41	L	98	WR BERKLEY CORP GRP	16,602,492	0.06%	99.21 %
42	L	276	TRUSTMARK MUT HOLDING CO GRP	15,905,319	0.05%	99.27 %
43	L	626	CHUBB LTD GRP	15,480,770	0.05%	99.32 %
44	L	876	ARKANSAS BCBS GRP	15,061,962	0.05%	99.37 %
45	L	8	ALLSTATE INS GRP	14,908,762	0.05%	99.42 %
46	L	4	AMERIPRISE FIN GRP	14,809,325	0.05%	99.47 %
47	L	233	CNO FINANCIAL GRP	10,593,784	0.04%	99.51 %
48	L	330	AMERICAN FIDELITY CORP GRP	9,759,289	0.03%	99.54 %
49	L	140	NATIONWIDE CORP GRP	9,520,737	0.03%	99.57 %
50	H	17015	CENTRAL MASS HLTH LLC	8,355,318	0.03%	99.60 %
51	L	4932	BRIGHTHOUSE HOLDINGS GRP	7,824,144	0.03%	99.63 %
52	L	869	MINNESOTA MUT GRP	7,220,915	0.02%	99.65 %
53	L	306	TRUSTAGE GRP	6,864,715	0.02%	99.67 %
54	L	290	GLOBE LIFE INC GRP	6,607,234	0.02%	99.70 %
55	H	4999	COMMONWEALTH CARE ALIANCE GRP	6,155,868	0.02%	99.72 %
56	L	671	ELEVANCE HLTH INC GRP	6,132,556	0.02%	99.74 %
57	L	581	BOSTON MUT GRP	6,087,955	0.02%	99.76 %
58	L	1211	NATIONAL GUARDIAN LIFE INS GRP	5,657,535	0.02%	99.78 %
59	L	93521	GRANULAR INS CO	5,622,833	0.02%	99.80 %
60	L	661	BCBS OF SC GRP	4,995,819	0.02%	99.81 %
61	H	2479	DENTEGRA GRP	4,658,775	0.02%	99.83 %
62	L	212	ZURICH INS GRP	4,101,239	0.01%	99.84 %
63	L	23	BCS INS GRP	2,876,653	0.01%	99.85 %
64	L	781	UNION LABOR GRP	2,854,522	0.01%	99.86 %

**ACCIDENT and HEALTH INSURANCE INDUSTRY  
PROPERTY/CASUALTY, LIFE/HEALTH and HEALTH INSURERS  
2022 MARKET SHARE REPORT - TOTAL PREMIUM**

**Massachusetts**

Rank	Business Type	Group/ Company Code	Group/Company Name	Direct Written Premium	Market Share	Cumulative Market Share
65	L	761	ALLIANZ INS GRP	2,816,699	0.01%	99.87 %
66	L	525	PAN AMER LIFE GRP	2,478,516	0.01%	99.88 %
67	L	367	PHYSICIANS MUT GRP	2,472,316	0.01%	99.89 %
68	L	458	DAI-ICHI LIFE HOLDINGS INC GRP	2,390,936	0.01%	99.90 %
69	L	687	GUARANTEE TRUST GRP	2,102,796	0.01%	99.90 %
70	L	4862	ASSURITY GRP	1,896,803	0.01%	99.91 %
71	L	58033	KNIGHTS OF COLUMBUS	1,745,855	0.01%	99.92 %
72	L	1117	MANHATTAN LIFE GRP	1,596,773	0.01%	99.92 %
73	L	1186	LIFETIME HLTHCARE GRP	1,570,237	0.01%	99.93 %
74	H	64696	FIRST CONTINENTAL LIFE & ACC	1,496,853	0.01%	99.93 %
75	L	477	RENAISSANCE HLTH SERV CORP GRP	1,298,115	- %	99.94 %
76	L	704	CONSTELLATION INS HOLDINGS GRP	1,217,029	- %	99.94 %
77	L	4803	SHELTERPOINT GRP INC	1,159,065	- %	99.95 %
78	L	4925	KUVARE GRP	1,148,588	- %	99.95 %
79	H	1127	EMBLEM HLTH GRP	1,051,035	- %	99.95 %
80	L	64580	ILLINOIS MUT LIFE INS CO	1,008,436	- %	99.96 %
81	L	1216	TIAA FAMILY GRP	983,451	- %	99.96 %
82	L	56014	THRIVENT FINANCIAL FOR LUTHERANS	969,209	- %	99.96 %
83	L	12	AMERICAN INTL GRP	877,020	- %	99.97 %
84	L	60216	AMALGAMATED LIFE INS CO	802,344	- %	99.97 %
85	L	200	UNITED SERV AUTOMOBILE ASSN GRP	798,500	- %	99.97 %
86	L H	917	HCSC GRP	772,584	- %	99.97 %
87	L	3891	GLOBAL ATLANTIC GRP	613,650	- %	99.98 %
88	L	7	FEDERATED MUT GRP	504,883	- %	99.98 %
89	L	587	ATLANTIC AMER GRP	496,679	- %	99.98 %
90	L	71404	CONTINENTAL GEN INS CO	457,176	- %	99.98 %
91	L	408	BROOKFIELD ASSET MGMT REINS PARTNERS	444,793	- %	99.98 %
92	L	619	ONEAMERICA FIN PARTNERS GRP	432,581	- %	99.98 %
93	L	4926	TALCOTT HOLDINGS GRP	374,168	- %	99.98 %
94	L	4553	SAVINGS BANK LIFE GRP	360,061	- %	99.99 %
95	L	3527	WELLABE MUT HOLDING CO GRP	352,927	- %	99.99 %
96	L	11121	UNIFIED LIFE INS CO	264,615	- %	99.99 %
97	L	5014	EVERLAKE HOLDINGS GRP	251,466	- %	99.99 %
98	L	574	AMERCO CORP GRP	242,003	- %	99.99 %
99	L	5026	21ST CENTURY LIFE & HEALTH CO GRP	236,592	- %	99.99 %
100	L	572	BCBS OF MI GRP	201,864	- %	99.99 %
101	L	918	JACKSON NATL GRP	184,664	- %	99.99 %
102	L	5021	ONEMAIN HOLDINGS INC GRP	182,136	- %	99.99 %
103	L	300	HORACE MANN GRP	155,660	- %	99.99 %
104	L	769	GREAT WEST GRP	150,613	- %	99.99 %
105	L	77879	5 STAR LIFE INS CO	147,513	- %	99.99 %
106	L	588	KANSAS CITY LIFE INS GRP	146,676	- %	99.99 %
107	L	440	REGAL REINS GRP	134,831	- %	99.99 %
108	L	634	NATIONAL LIFE GRP	129,561	- %	100.00 %
109	L	4736	GGC GRP	128,143	- %	100.00 %
110	L	4853	AAA LIFE GRP	126,033	- %	100.00 %
111	L	4734	APOLLO GLOBAL MGMT GRP	115,405	- %	100.00 %
112	L	58009	POLICE & FIREMENS INS ASSN	112,189	- %	100.00 %
113	L	350	GENERAL ELECTRIC GRP	88,698	- %	100.00 %
114	L	449	FINANCIAL HOLDINGS GRP	88,686	- %	100.00 %
115	L	4888	STERLING FINANCIAL INS GRP INC	84,261	- %	100.00 %
116	L	850	PENN MUT GRP	80,461	- %	100.00 %
117	H	4696	VISION BENEFITS GRP	79,204	- %	100.00 %
118	H	4979	ZING HLTH ENTERPRISES GRP	55,937	- %	100.00 %
119	H	17018	ETERNALHEALTH INC	49,736	- %	100.00 %
120	L	4947	PROSPERITY LIFE INS GRP	40,975	- %	100.00 %
121	L	56383	ORDER OF UNITED COMMERCIAL TRAVELERS	35,143	- %	100.00 %
122	L	4712	GPM LIFE GRP	31,700	- %	100.00 %
123	L	690	CENTRAL STATES GRP	26,081	- %	100.00 %
124	L	56456	UNITED STATES LETTER CARRIERS MUT BE	26,034	- %	100.00 %
125	L	88668	MUTUAL OF AMER LIFE INS CO	17,342	- %	100.00 %
			<b>**TOTAL**</b>	<b>29,515,432,426</b>	<b>100.00%</b>	<b>100.00 %</b>

**ACCIDENT and HEALTH INSURANCE INDUSTRY  
PROPERTY/CASUALTY, LIFE/HEALTH and HEALTH INSURERS  
2022 MARKET SHARE REPORT - TOTAL PREMIUM**

**Michigan**

Rank	Business Type	Group/ Company Code	Group/Company Name	Direct Written Premium	Market Share	Cumulative Market Share
1	LH	572	BCBS OF MI GRP	15,707,407,401	38.62%	38.62 %
2	H	3383	COREWELL HLTH GRP	6,134,567,306	15.08%	53.70 %
3	LH	1295	CENTENE CORP GRP	3,150,929,617	7.75%	61.44 %
4	LH	707	UNITEDHEALTH GRP	2,702,556,081	6.64%	68.09 %
5	H	1311	HENRY FORD HLTH SYSTEM GRP	2,145,675,976	5.28%	73.36 %
6	H	119	HUMANA GRP	2,101,994,597	5.17%	78.53 %
7	H	1531	MOLINA HEALTHCARE INC GRP	1,981,697,506	4.87%	83.40 %
8	LH	1	CVS GRP	1,400,666,349	3.44%	86.85 %
9	H	4700	MCLAREN HLTH GRP	1,229,269,076	3.02%	89.87 %
10	LH	477	RENAISSANCE HLTH SERV CORP GRP	759,355,580	1.87%	91.74 %
11	LH	4734	APOLLO GLOBAL MGMT GRP	342,577,192	0.84%	92.58 %
12	H	3408	PHYSICIANS HLTH PLAN OF MID MI GRP	250,942,741	0.62%	93.19 %
13	LH	901	CIGNA HLTH GRP	228,842,610	0.56%	93.76 %
14	L	565	UNUM GRP	195,298,935	0.48%	94.24 %
15	L	241	METROPOLITAN GRP	187,144,893	0.46%	94.70 %
16	LH	261	MUTUAL OF OMAHA GRP	170,794,762	0.42%	95.12 %
17	L	370	AFLAC GRP	145,314,871	0.36%	95.47 %
18	LH	429	GUARDIAN LIFE GRP	106,680,360	0.26%	95.74 %
19	L	826	NEW YORK LIFE GRP	91,008,654	0.22%	95.96 %
20	LH	549	SUN LIFE FINANCIAL INC GRP	84,055,424	0.21%	96.17 %
21	L	20	LINCOLN NATL GRP	83,322,447	0.20%	96.37 %
22	H	936	INDEPENDENCE HLTH GRP INC GRP	81,591,307	0.20%	96.57 %
23	L	332	PRINCIPAL FIN GRP	76,186,458	0.19%	96.76 %
24	L	3098	TOKIO MARINE HOLDINGS INC GRP	67,900,760	0.17%	96.93 %
25	H	1189	VISION SERV PLAN GRP	67,405,112	0.17%	97.09 %
26	L	91	HARTFORD FIRE & CAS GRP	64,285,361	0.16%	97.25 %
27	L	860	NORTHWESTERN MUT GRP	57,945,001	0.14%	97.39 %
28	L	304	PRUDENTIAL OF AMER GRP	55,576,637	0.14%	97.53 %
29	L	4011	GENWORTH FIN GRP	49,952,703	0.12%	97.65 %
30	L	904	JOHN HANCOCK GRP	41,726,258	0.10%	97.75 %
31	L	233	CNO FINANCIAL GRP	41,221,485	0.10%	97.86 %
32	H	1212	PROMEDICA HLTH SYSTEM GRP	36,081,896	0.09%	97.95 %
33	L	661	BCBS OF SC GRP	35,932,836	0.09%	98.03 %
34	L	451	FIDELITY SECURITY GRP	35,822,886	0.09%	98.12 %
35	L	4862	ASSURITY GRP	33,275,808	0.08%	98.20 %
36	L	468	AEGON US HOLDING GRP	32,547,588	0.08%	98.28 %
37	L	1348	MEIJI YASUDA LIFE INS GRP	28,632,046	0.07%	98.35 %
38	L	4855	SUMITOMO LIFE INS GRP	28,551,946	0.07%	98.42 %
39	L	4832	VOYA FINANCIAL GRP	25,143,269	0.06%	98.49 %
40	H	12747	ELIXIR INS CO	24,013,802	0.06%	98.54 %
41	LH	812	HIGHMARK GRP	22,923,268	0.06%	98.60 %
42	L	943	AMERITAS MUT HOLDING GRP	22,900,062	0.06%	98.66 %
43	H	16141	ARDELLIS INS LTD	21,123,443	0.05%	98.71 %
44	L	290	GLOBE LIFE INC GRP	20,875,275	0.05%	98.76 %
45	LH	917	HCSC GRP	20,607,321	0.05%	98.81 %
46	L	8	ALLSTATE INS GRP	19,344,330	0.05%	98.86 %
47	L	525	PAN AMER LIFE GRP	18,647,063	0.05%	98.90 %
48	H	2479	DENTEGRA GRP	17,611,113	0.04%	98.95 %
49	L	23	BCS INS GRP	17,555,580	0.04%	98.99 %
50	L	306	TRUSTAGE GRP	17,200,001	0.04%	99.03 %
51	H	4920	LONGEVITY HLTH GRP	16,603,810	0.04%	99.07 %
52	L	626	CHUBB LTD GRP	15,678,035	0.04%	99.11 %
53	L	3527	WELLABE MUT HOLDING CO GRP	15,641,388	0.04%	99.15 %
54	L	687	GUARANTEE TRUST GRP	15,442,286	0.04%	99.19 %
55	L	869	MINNESOTA MUT GRP	15,012,635	0.04%	99.23 %
56	L	435	MASS MUT LIFE INS GRP	14,100,665	0.03%	99.26 %
57	L	1117	MANHATTAN LIFE GRP	13,915,269	0.03%	99.29 %
58	L	4	AMERIPRISE FIN GRP	13,432,090	0.03%	99.33 %
59	L	93521	GRANULAR INS CO	12,648,702	0.03%	99.36 %
60	L	1211	NATIONAL GUARDIAN LIFE INS GRP	10,943,376	0.03%	99.39 %
61	L	56014	THRIVENT FINANCIAL FOR LUTHERANS	10,903,509	0.03%	99.41 %
62	H	4999	COMMONWEALTH CARE ALIANCE GRP	10,202,320	0.03%	99.44 %
63	L	140	NATIONWIDE CORP GRP	10,182,094	0.03%	99.46 %
64	H	66753	LIBERTY UNION LIFE ASSUR CO	9,113,685	0.02%	99.49 %

**ACCIDENT and HEALTH INSURANCE INDUSTRY  
PROPERTY/CASUALTY, LIFE/HEALTH and HEALTH INSURERS  
2022 MARKET SHARE REPORT - TOTAL PREMIUM**

**Michigan**

Rank	Business Type	Group/ Company Code	Group/Company Name	Direct Written Premium	Market Share	Cumulative Market Share
65	L	587	ATLANTIC AMER GRP	8,723,059	0.02%	99.51 %
66	L	588	KANSAS CITY LIFE INS GRP	8,404,816	0.02%	99.53 %
67	H	4950	INNOVATIVE LONG TERM CARE MGMT GRP	8,292,598	0.02%	99.55 %
68	L	300	HORACE MANN GRP	8,212,065	0.02%	99.57 %
69	L	330	AMERICAN FIDELITY CORP GRP	8,116,682	0.02%	99.59 %
70	L	836	WEST SOUTHERN GRP	8,083,757	0.02%	99.61 %
71	L	619	ONEAMERICA FIN PARTNERS GRP	6,716,464	0.02%	99.62 %
72	L	4965	EQUITABLE HOLDINGS INC GRP	6,657,216	0.02%	99.64 %
73	L	276	TRUSTMARK MUT HOLDING CO GRP	6,188,935	0.02%	99.66 %
74	H	11204	HERITAGE VISION PLANS INC	6,168,067	0.02%	99.67 %
75	H	4859	ASCENSION HLTH GRP	5,703,312	0.01%	99.69 %
76	L	200	UNITED SERV AUTOMOBILE ASSN GRP	5,526,939	0.01%	99.70 %
77	L H	4794	GROUP 1001 INS HOLDINGS GRP	5,093,683	0.01%	99.71 %
78	L	280	AUTO OWNERS GRP	5,090,630	0.01%	99.72 %
79	L	520	NEW ERA LIFE GRP	4,863,140	0.01%	99.74 %
80	L	781	UNION LABOR GRP	4,718,209	0.01%	99.75 %
81	H	81264	NIPPON LIFE INS CO OF AMER	4,664,126	0.01%	99.76 %
82	H	4818	OSCAR HEALTH INC GRP	4,296,779	0.01%	99.77 %
83	L	367	PHYSICIANS MUT GRP	4,183,685	0.01%	99.78 %
84	L	671	ELEVANCE HLTH INC GRP	4,163,833	0.01%	99.79 %
85	L	408	BROOKFIELD ASSET MGMT REINS PARTNERS	4,114,048	0.01%	99.80 %
86	L	98	WR BERKLEY CORP GRP	3,617,240	0.01%	99.81 %
87	L	4803	SHELTERPOINT GRP INC	3,393,645	0.01%	99.82 %
88	H	4979	ZING HLTH ENTERPRISES GRP	3,384,030	0.01%	99.83 %
89	L	761	ALLIANZ INS GRP	3,354,186	0.01%	99.83 %
90	L	690	CENTRAL STATES GRP	3,148,633	0.01%	99.84 %
91	H	11113	GOLDEN DENTAL PLANS INC	3,091,027	0.01%	99.85 %
92	L	4888	STERLING FINANCIAL INS GRP INC	2,901,399	0.01%	99.86 %
93	L	4853	AAA LIFE GRP	2,787,968	0.01%	99.86 %
94	L	4712	GPM LIFE GRP	2,557,573	0.01%	99.87 %
95	L	64580	ILLINOIS MUT LIFE INS CO	2,555,530	0.01%	99.88 %
96	L	3436	LIBERTY LIFE GRP TRUST GRP	2,327,331	0.01%	99.88 %
97	L	61921	CITIZENS SECURITY LIFE INS CO	2,322,610	0.01%	99.89 %
98	L	458	DAI-ICHI LIFE HOLDINGS INC GRP	2,266,254	0.01%	99.89 %
99	L	11121	UNIFIED LIFE INS CO	2,240,758	0.01%	99.90 %
100	L	58033	KNIGHTS OF COLUMBUS	2,110,802	0.01%	99.90 %
101	H	4719	AMFIRST HOLDINGS GRP	2,053,644	0.01%	99.91 %
102	L	3891	GLOBAL ATLANTIC GRP	1,834,838	- %	99.91 %
103	L	7	FEDERATED MUT GRP	1,827,863	- %	99.92 %
104	H	11082	SINGLE VISION SOLUTION INC	1,807,969	- %	99.92 %
105	H	52025	DENCAP DENTAL PLANS INC	1,782,323	- %	99.93 %
106	L	704	CONSTELLATION INS HOLDINGS GRP	1,590,244	- %	99.93 %
107	L	71404	CONTINENTAL GEN INS CO	1,495,227	- %	99.93 %
108	L	12	AMERICAN INTL GRP	1,443,873	- %	99.94 %
109	L	4932	BRIGHTHOUSE HOLDINGS GRP	1,392,794	- %	99.94 %
110	L	1186	LIFETIME HLTHCARE GRP	1,331,093	- %	99.94 %
111	L	181	SWISS RE GRP	1,297,200	- %	99.95 %
112	L	212	ZURICH INS GRP	1,264,890	- %	99.95 %
113	L	4925	KUVARE GRP	1,142,571	- %	99.95 %
114	L	153	PEKIN INS GRP	1,033,535	- %	99.96 %
115	L	56383	ORDER OF UNITED COMMERCIAL TRAVELERS	948,819	- %	99.96 %
116	L H	730	MEDICAL MUT OF OH GRP	865,544	- %	99.96 %
117	L	4947	PROSPERITY LIFE INS GRP	839,810	- %	99.96 %
118	L	449	FINANCIAL HOLDINGS GRP	817,932	- %	99.96 %
119	L	574	AMERCO CORP GRP	792,643	- %	99.97 %
120	L	56693	GCU	789,754	- %	99.97 %
121	L	4736	GGC GRP	759,972	- %	99.97 %
122	L	1216	TIAA FAMILY GRP	756,606	- %	99.97 %
123	H	68	WISCONSIN PHYSICIANS SERV INS GRP	712,547	- %	99.97 %
124	L	90638	BEST LIFE & HLTH INS CO	679,855	- %	99.98 %
125	L	60216	AMALGAMATED LIFE INS CO	668,338	- %	99.98 %
			<b>**TOTAL**</b>	<b>40,675,853,185</b>	<b>100.00%</b>	<b>100.00 %</b>

**ACCIDENT and HEALTH INSURANCE INDUSTRY  
PROPERTY/CASUALTY, LIFE/HEALTH and HEALTH INSURERS  
2022 MARKET SHARE REPORT - TOTAL PREMIUM**

**Minnesota**

Rank	Business Type	Group/ Company Code	Group/Company Name	Direct Written Premium	Market Share	Cumulative Market Share
1	H	461	BCBS OF MN GRP	7,676,235,148	29.33%	29.33 %
2	H	4380	UCARE GRP	6,131,016,871	23.43%	52.76 %
3	H	1258	HEALTHPARTNERS GRP	4,007,553,236	15.31%	68.07 %
4	H	1552	MEDICA GRP	2,774,426,837	10.60%	78.67 %
5	L H	707	UNITEDHEALTH GRP	1,726,581,427	6.60%	85.27 %
6	H	119	HUMANA GRP	940,271,800	3.59%	88.87 %
7	L H	1	CVS GRP	449,582,527	1.72%	90.58 %
8	H	52627	HENNEPIN HLTH	447,848,866	1.71%	92.29 %
9	H	4959	STRATACOR GRP	160,479,920	0.61%	92.91 %
10	L H	901	CIGNA HLTH GRP	147,003,139	0.56%	93.47 %
11	L	565	UNUM GRP	135,032,471	0.52%	93.99 %
12	L	241	METROPOLITAN GRP	116,798,148	0.45%	94.43 %
13	L	91	HARTFORD FIRE & CAS GRP	90,307,343	0.35%	94.78 %
14	L	860	NORTHWESTERN MUT GRP	76,580,112	0.29%	95.07 %
15	L	370	AFLAC GRP	69,867,802	0.27%	95.34 %
16	L	4011	GENWORTH FIN GRP	68,477,401	0.26%	95.60 %
17	L	1348	MEIJI YASUDA LIFE INS GRP	62,989,485	0.24%	95.84 %
18	L H	917	HCSC GRP	62,740,299	0.24%	96.08 %
19	L H	261	MUTUAL OF OMAHA GRP	59,776,655	0.23%	96.31 %
20	L	3098	TOKIO MARINE HOLDINGS INC GRP	57,225,221	0.22%	96.53 %
21	L	20	LINCOLN NATL GRP	56,696,559	0.22%	96.74 %
22	L	332	PRINCIPAL FIN GRP	53,899,094	0.21%	96.95 %
23	L	826	NEW YORK LIFE GRP	53,136,440	0.20%	97.15 %
24	H	1189	VISION SERV PLAN GRP	52,241,943	0.20%	97.35 %
25	L	451	FIDELITY SECURITY GRP	41,450,397	0.16%	97.51 %
26	L	429	GUARDIAN LIFE GRP	40,550,812	0.15%	97.66 %
27	L	549	SUN LIFE FINANCIAL INC GRP	40,267,201	0.15%	97.82 %
28	H	4870	UNIVERSITY HLTH CARE & GUNDERSEN LUT	38,868,652	0.15%	97.97 %
29	L	468	AEGON US HOLDING GRP	37,006,379	0.14%	98.11 %
30	L H	1295	CENTENE CORP GRP	36,391,741	0.14%	98.25 %
31	L	304	PRUDENTIAL OF AMER GRP	34,322,415	0.13%	98.38 %
32	L	56014	THRIVENT FINANCIAL FOR LUTHERANS	32,345,500	0.12%	98.50 %
33	L	904	JOHN HANCOCK GRP	31,924,025	0.12%	98.62 %
34	L	4832	VOYA FINANCIAL GRP	30,272,119	0.12%	98.74 %
35	L	233	CNO FINANCIAL GRP	23,721,520	0.09%	98.83 %
36	L	290	GLOBE LIFE INC GRP	22,715,126	0.09%	98.92 %
37	L	626	CHUBB LTD GRP	20,103,236	0.08%	98.99 %
38	H	1246	SANFORD HLTH GRP	16,365,564	0.06%	99.06 %
39	L	300	HORACE MANN GRP	16,036,030	0.06%	99.12 %
40	L	943	AMERITAS MUT HOLDING GRP	15,031,025	0.06%	99.17 %
41	L	4	AMERIPRISE FIN GRP	14,546,878	0.06%	99.23 %
42	L	8	ALLSTATE INS GRP	13,884,614	0.05%	99.28 %
43	L	869	MINNESOTA MUT GRP	13,115,672	0.05%	99.33 %
44	L	525	PAN AMER LIFE GRP	12,632,555	0.05%	99.38 %
45	L	306	TRUSTAGE GRP	11,182,898	0.04%	99.42 %
46	L	687	GUARANTEE TRUST GRP	10,032,644	0.04%	99.46 %
47	L	69132	STATE MUT INS CO	10,030,590	0.04%	99.50 %
48	L	661	BCBS OF SC GRP	9,199,076	0.04%	99.54 %
49	L	435	MASS MUT LIFE INS GRP	8,556,975	0.03%	99.57 %
50	L	836	WEST SOUTHERN GRP	8,271,989	0.03%	99.60 %
51	L	761	ALLIANZ INS GRP	7,587,060	0.03%	99.63 %
52	L	71404	CONTINENTAL GEN INS CO	6,091,603	0.02%	99.65 %
53	L	4855	SUMITOMO LIFE INS GRP	5,786,157	0.02%	99.68 %
54	L	477	RENAISSANCE HLTH SERV CORP GRP	5,508,093	0.02%	99.70 %
55	L	1186	LIFETIME HLTHCARE GRP	4,265,014	0.02%	99.71 %
56	L	330	AMERICAN FIDELITY CORP GRP	3,857,999	0.01%	99.73 %
57	L	1211	NATIONAL GUARDIAN LIFE INS GRP	3,615,593	0.01%	99.74 %
58	L	4932	BRIGHTHOUSE HOLDINGS GRP	3,491,391	0.01%	99.75 %
59	L	64580	ILLINOIS MUT LIFE INS CO	3,460,527	0.01%	99.77 %
60	H	4794	GROUP 1001 INS HOLDINGS GRP	3,437,554	0.01%	99.78 %
61	L	98	WR BERKLEY CORP GRP	3,151,389	0.01%	99.79 %
62	L	572	BCBS OF MI GRP	2,984,744	0.01%	99.80 %
63	L	58033	KNIGHTS OF COLUMBUS	2,908,002	0.01%	99.82 %
64	H	2479	DENTEGRA GRP	2,835,431	0.01%	99.83 %

**ACCIDENT and HEALTH INSURANCE INDUSTRY  
PROPERTY/CASUALTY, LIFE/HEALTH and HEALTH INSURERS  
2022 MARKET SHARE REPORT - TOTAL PREMIUM**

**Minnesota**

Rank	Business Type	Group/ Company Code	Group/Company Name	Direct Written Premium	Market Share	Cumulative Market Share
65	L	276	TRUSTMARK MUT HOLDING CO GRP	2,709,900	0.01%	99.84 %
66	L	4862	ASSURITY GRP	2,585,559	0.01%	99.85 %
67	L	7	FEDERATED MUT GRP	2,512,868	0.01%	99.86 %
68	L	212	ZURICH INS GRP	2,445,127	0.01%	99.87 %
69	L	367	PHYSICIANS MUT GRP	2,393,226	0.01%	99.87 %
70	L	71471	ABILITY INS CO	2,026,156	0.01%	99.88 %
71	L	3527	WELLABE MUT HOLDING CO GRP	1,739,192	0.01%	99.89 %
72	L	781	UNION LABOR GRP	1,672,642	0.01%	99.90 %
73	L	619	ONEAMERICA FIN PARTNERS GRP	1,584,901	0.01%	99.90 %
74	L	280	AUTO OWNERS GRP	1,530,615	0.01%	99.91 %
75	L	57053	CATHOLIC UNITED FINANCIAL	1,509,911	0.01%	99.91 %
76	L	93521	GRANULAR INS CO	1,485,960	0.01%	99.92 %
77	L	458	DAI-ICHI LIFE HOLDINGS INC GRP	1,295,176	- %	99.92 %
78	L	140	NATIONWIDE CORP GRP	1,249,860	- %	99.93 %
79	L	50	COUNTRY INS & FIN SERV GRP	1,057,591	- %	99.93 %
80	H	4979	ZING HLTH ENTERPRISES GRP	975,651	- %	99.94 %
81	L	23	BCS INS GRP	929,966	- %	99.94 %
82	L	671	ELEVANCE HLTH INC GRP	883,114	- %	99.94 %
83	L	876	ARKANSAS BCBS GRP	873,173	- %	99.95 %
84	H	12747	ELIXIR INS CO	800,248	- %	99.95 %
85	L	520	NEW ERA LIFE GRP	775,762	- %	99.95 %
86	L	1117	MANHATTAN LIFE GRP	753,409	- %	99.96 %
87	L	588	KANSAS CITY LIFE INS GRP	749,267	- %	99.96 %
88	L	4925	KUVARE GRP	746,133	- %	99.96 %
89	L H	812	HIGHMARK GRP	740,304	- %	99.96 %
90	L	3891	GLOBAL ATLANTIC GRP	722,202	- %	99.97 %
91	L	704	CONSTELLATION INS HOLDINGS GRP	645,234	- %	99.97 %
92	L	4965	EQUITABLE HOLDINGS INC GRP	641,971	- %	99.97 %
93	L	12	AMERICAN INTL GRP	615,616	- %	99.97 %
94	L	513	IOWA FARM BUREAU GRP	565,942	- %	99.98 %
95	L	42129	UNITED SECURITY ASSUR CO OF PA	535,177	- %	99.98 %
96	L	200	UNITED SERV AUTOMOBILE ASSN GRP	467,725	- %	99.98 %
97	L	181	SWISS RE GRP	442,099	- %	99.98 %
98	L	769	GREAT WEST GRP	417,731	- %	99.98 %
99	L	4888	STERLING FINANCIAL INS GRP INC	263,222	- %	99.98 %
100	L	4926	TALCOTT HOLDINGS GRP	252,087	- %	99.99 %
101	L	918	JACKSON NATL GRP	235,979	- %	99.99 %
102	L	11121	UNIFIED LIFE INS CO	229,155	- %	99.99 %
103	L	4853	AAA LIFE GRP	225,302	- %	99.99 %
104	L	57487	CATHOLIC ORDER OF FORESTERS	213,398	- %	99.99 %
105	L	56758	LOYAL CHRISTIAN BENEFIT ASSN	198,105	- %	99.99 %
106	L	2858	HOMESHIELD CAPITAL GRP	191,796	- %	99.99 %
107	L	169	SENTRY INS GRP	185,772	- %	99.99 %
108	L	634	NATIONAL LIFE GRP	185,755	- %	99.99 %
109	L	872	BANNER LIFE GRP	176,989	- %	99.99 %
110	L	1216	TIAA FAMILY GRP	148,668	- %	99.99 %
111	L	587	ATLANTIC AMER GRP	147,790	- %	99.99 %
112	L	5014	EVERLAKE HOLDINGS GRP	141,955	- %	99.99 %
113	L	77879	5 STAR LIFE INS CO	134,253	- %	99.99 %
114	L	4712	GPM LIFE GRP	133,108	- %	99.99 %
115	L	150	OLD REPUBLIC GRP	124,610	- %	100.00 %
116	L	449	FINANCIAL HOLDINGS GRP	100,169	- %	100.00 %
117	L	4903	CALTON HOLDINGS GRP	95,222	- %	100.00 %
118	L	4734	APOLLO GLOBAL MGMT GRP	93,841	- %	100.00 %
119	L	690	CENTRAL STATES GRP	91,520	- %	100.00 %
120	L	350	GENERAL ELECTRIC GRP	83,926	- %	100.00 %
121	L	440	REGAL REINS GRP	81,233	- %	100.00 %
122	L	56383	ORDER OF UNITED COMMERCIAL TRAVELERS	80,924	- %	100.00 %
123	L	244	CINCINNATI FIN GRP	76,447	- %	100.00 %
124	L	850	PENN MUT GRP	75,532	- %	100.00 %
125	L	408	BROOKFIELD ASSET MGMT REINS PARTNERS	72,506	- %	100.00 %
			<b>**TOTAL**</b>	<b>26,170,083,096</b>	<b>100.00%</b>	<b>100.00 %</b>

**ACCIDENT and HEALTH INSURANCE INDUSTRY  
PROPERTY/CASUALTY, LIFE/HEALTH and HEALTH INSURERS  
2022 MARKET SHARE REPORT - TOTAL PREMIUM**

**Mississippi**

Rank	Business Type	Group/ Company Code	Group/Company Name	Direct Written Premium	Market Share	Cumulative Market Share
1	H	1295	CENTENE CORP GRP	2,215,319,984	23.90%	23.90 %
2	LH	707	UNITEDHEALTH GRP	1,765,260,035	19.05%	42.95 %
3	H	119	HUMANA GRP	1,505,498,506	16.24%	59.19 %
4	LH	1126	MISSISSIPPI INS GRP	1,447,826,648	15.62%	74.82 %
5	H	1531	MOLINA HEALTHCARE INC GRP	460,061,802	4.96%	79.78 %
6	LH	901	CIGNA HLTH GRP	382,178,825	4.12%	83.90 %
7	LH	1	CVS GRP	353,747,013	3.82%	87.72 %
8	LH	261	MUTUAL OF OMAHA GRP	104,813,052	1.13%	88.85 %
9	L	565	UNUM GRP	103,755,357	1.12%	89.97 %
10	L	370	AFLAC GRP	92,752,983	1.00%	90.97 %
11	H	2479	DENTEGRA GRP	81,887,253	0.88%	91.86 %
12	L	330	AMERICAN FIDELITY CORP GRP	63,050,161	0.68%	92.54 %
13	L	241	METROPOLITAN GRP	51,330,213	0.55%	93.09 %
14	L	429	GUARDIAN LIFE GRP	45,973,212	0.50%	93.59 %
15	L	520	NEW ERA LIFE GRP	36,785,091	0.40%	93.98 %
16	L	20	LINCOLN NATL GRP	25,888,328	0.28%	94.26 %
17	L	1117	MANHATTAN LIFE GRP	25,705,174	0.28%	94.54 %
18	L	549	SUN LIFE FINANCIAL INC GRP	25,042,429	0.27%	94.81 %
19	L	826	NEW YORK LIFE GRP	24,803,405	0.27%	95.08 %
20	L	943	AMERITAS MUT HOLDING GRP	19,867,326	0.21%	95.29 %
21	L	8	ALLSTATE INS GRP	18,224,428	0.20%	95.49 %
22	L	948	GULF GUARANTY GRP	17,931,459	0.19%	95.68 %
23	L	290	GLOBE LIFE INC GRP	17,531,638	0.19%	95.87 %
24	H	4916	AMERICAN HLTH CO INC GRP	16,759,044	0.18%	96.05 %
25	L	332	PRINCIPAL FIN GRP	16,171,874	0.17%	96.23 %
26	L	468	AEGON US HOLDING GRP	15,926,428	0.17%	96.40 %
27	L	3098	TOKIO MARINE HOLDINGS INC GRP	15,067,109	0.16%	96.56 %
28	L	91	HARTFORD FIRE & CAS GRP	14,647,988	0.16%	96.72 %
29	L	860	NORTHWESTERN MUT GRP	14,357,127	0.15%	96.87 %
30	H	4719	AMFIRST HOLDINGS GRP	13,275,806	0.14%	97.02 %
31	H	438	LOUISIANA HLTH SERV GRP	13,019,749	0.14%	97.16 %
32	L	304	PRUDENTIAL OF AMER GRP	11,368,204	0.12%	97.28 %
33	L	367	PHYSICIANS MUT GRP	11,324,234	0.12%	97.40 %
34	H	12747	ELIXIR INS CO	11,168,449	0.12%	97.52 %
35	L	836	WEST SOUTHERN GRP	11,094,688	0.12%	97.64 %
36	L	435	MASS MUT LIFE INS GRP	10,200,269	0.11%	97.75 %
37	L	661	BCBS OF SC GRP	9,985,438	0.11%	97.86 %
38	L	4011	GENWORTH FIN GRP	9,646,731	0.10%	97.96 %
39	L	904	JOHN HANCOCK GRP	9,051,490	0.10%	98.06 %
40	L	4832	VOYA FINANCIAL GRP	8,903,481	0.10%	98.16 %
41	H	3498	BCBS OF TN GRP	8,792,605	0.09%	98.25 %
42	H	1189	VISION SERV PLAN GRP	8,744,071	0.09%	98.35 %
43	L	233	CNO FINANCIAL GRP	8,090,336	0.09%	98.44 %
44	L	869	MINNESOTA MUT GRP	8,077,798	0.09%	98.52 %
45	LH	812	HIGHMARK GRP	7,729,639	0.08%	98.61 %
46	L	4855	SUMITOMO LIFE INS GRP	7,272,344	0.08%	98.68 %
47	L	4947	PROSPERITY LIFE INS GRP	6,336,789	0.07%	98.75 %
48	L	1211	NATIONAL GUARDIAN LIFE INS GRP	5,489,304	0.06%	98.81 %
49	L	65412	LIFE INS CO OF AL	5,248,790	0.06%	98.87 %
50	L	1348	MEIJI YASUDA LIFE INS GRP	4,767,394	0.05%	98.92 %
51	L	4888	STERLING FINANCIAL INS GRP INC	4,577,576	0.05%	98.97 %
52	L	306	TRUSTAGE GRP	4,076,903	0.04%	99.01 %
53	L	525	PAN AMER LIFE GRP	3,940,598	0.04%	99.06 %
54	L	451	FIDELITY SECURITY GRP	3,935,744	0.04%	99.10 %
55	L	587	ATLANTIC AMER GRP	3,764,242	0.04%	99.14 %
56	L	687	GUARANTEE TRUST GRP	3,300,180	0.04%	99.17 %
57	L	477	RENAISSANCE HLTH SERV CORP GRP	2,941,909	0.03%	99.21 %
58	L	200	UNITED SERV AUTOMOBILE ASSN GRP	2,873,877	0.03%	99.24 %
59	L	181	SWISS RE GRP	2,773,793	0.03%	99.27 %
60	L	98	WR BERKLEY CORP GRP	2,773,401	0.03%	99.30 %
61	H	4794	GROUP 1001 INS HOLDINGS GRP	2,683,631	0.03%	99.33 %
62	L	140	NATIONWIDE CORP GRP	2,599,964	0.03%	99.35 %
63	L	215	KEMPER CORP GRP	2,560,002	0.03%	99.38 %
64	L	71404	CONTINENTAL GEN INS CO	2,497,026	0.03%	99.41 %



**ACCIDENT and HEALTH INSURANCE INDUSTRY  
PROPERTY/CASUALTY, LIFE/HEALTH and HEALTH INSURERS  
2022 MARKET SHARE REPORT - TOTAL PREMIUM**

**Mississippi**

Rank	Business Type	Group/ Company Code	Group/Company Name	Direct Written Premium	Market Share	Cumulative Market Share
65	L	68896	SOUTHERN FARM BUREAU LIFE INS CO	2,454,989	0.03%	99.44 %
66	L	61921	CITIZENS SECURITY LIFE INS CO	2,205,200	0.02%	99.46 %
67	L	730	MEDICAL MUT OF OH GRP	2,190,124	0.02%	99.48 %
68	L	4736	GGC GRP	2,112,050	0.02%	99.51 %
69	L	66214	HEARTLAND NATL LIFE INS CO	2,074,730	0.02%	99.53 %
70	L	150	OLD REPUBLIC GRP	1,892,730	0.02%	99.55 %
71	L	56383	ORDER OF UNITED COMMERCIAL TRAVELERS	1,889,315	0.02%	99.57 %
72	H	4918	CLOVER HLTH GRP	1,736,570	0.02%	99.59 %
73	L	4903	CALTON HOLDINGS GRP	1,722,064	0.02%	99.61 %
74	L	626	CHUBB LTD GRP	1,667,847	0.02%	99.62 %
75	L	153	PEKIN INS GRP	1,660,795	0.02%	99.64 %
76	L	4824	ADVANTAGE CAPITAL GRP	1,638,706	0.02%	99.66 %
77	L	56499	ASSURED LIFE ASSN	1,628,715	0.02%	99.68 %
78	L	3527	WELLABE MUT HOLDING CO GRP	1,573,550	0.02%	99.69 %
79	L	12	AMERICAN INTL GRP	1,537,763	0.02%	99.71 %
80	L	619	ONEAMERICA FIN PARTNERS GRP	1,447,890	0.02%	99.73 %
81	H	4979	ZING HLTH ENTERPRISES GRP	1,147,295	0.01%	99.74 %
82	L	458	DAI-ICHI LIFE HOLDINGS INC GRP	1,103,182	0.01%	99.75 %
83	H	61018	MAGNA INS CO	1,102,094	0.01%	99.76 %
84	L	69337	AMERICAN FIN SECURITY LIFE INS CO	1,076,194	0.01%	99.77 %
85	L	3436	LIBERTY LIFE GRP TRUST GRP	1,035,183	0.01%	99.79 %
86	L	123	SHELTER INS GRP	1,024,697	0.01%	99.80 %
87	L	4712	GPM LIFE GRP	995,849	0.01%	99.81 %
88	L	56014	THRIVENT FINANCIAL FOR LUTHERANS	918,730	0.01%	99.82 %
89	L	408	BROOKFIELD ASSET MGMT REINS PARTNERS	828,841	0.01%	99.83 %
90	L	90638	BEST LIFE & HLTH INS CO	799,872	0.01%	99.83 %
91	L	212	ZURICH INS GRP	773,761	0.01%	99.84 %
92	L	276	TRUSTMARK MUT HOLDING CO GRP	764,907	0.01%	99.85 %
93	L	4	AMERIPRISE FIN GRP	747,294	0.01%	99.86 %
94	L	4862	ASSURITY GRP	708,798	0.01%	99.87 %
95	L	761	ALLIANZ INS GRP	610,511	0.01%	99.87 %
96	L	1186	LIFETIME HLTHCARE GRP	584,445	0.01%	99.88 %
97	L	4853	AAA LIFE GRP	547,020	0.01%	99.89 %
98	L	11121	UNIFIED LIFE INS CO	539,379	0.01%	99.89 %
99	L	4989	SENECA INTL LTD GRP	514,000	0.01%	99.90 %
100	L	57320	WOODMEN WORLD LIFE INS SOC	451,386	- %	99.90 %
101	L	300	HORACE MANN GRP	450,512	- %	99.91 %
102	L	3891	GLOBAL ATLANTIC GRP	418,892	- %	99.91 %
103	L	876	ARKANSAS BCBS GRP	399,048	- %	99.92 %
104	L	31	BERKSHIRE HATHAWAY GRP	396,816	- %	99.92 %
105	L	2858	HOMESHIELD CAPITAL GRP	383,888	- %	99.92 %
106	H	64696	FIRST CONTINENTAL LIFE & ACC	357,641	- %	99.93 %
107	L	4925	KUVARE GRP	354,059	- %	99.93 %
108	L	581	BOSTON MUT GRP	352,676	- %	99.94 %
109	L	93521	GRANULAR INS CO	320,134	- %	99.94 %
110	L	4965	EQUITABLE HOLDINGS INC GRP	316,569	- %	99.94 %
111	L	690	CENTRAL STATES GRP	311,328	- %	99.95 %
112	L	7	FEDERATED MUT GRP	306,045	- %	99.95 %
113	L	64580	ILLINOIS MUT LIFE INS CO	294,315	- %	99.95 %
114	L	574	AMERCO CORP GRP	293,605	- %	99.96 %
115	L	704	CONSTELLATION INS HOLDINGS GRP	287,574	- %	99.96 %
116	L	449	FINANCIAL HOLDINGS GRP	282,373	- %	99.96 %
117	L	58033	KNIGHTS OF COLUMBUS	271,089	- %	99.96 %
118	L	4213	WILTON RE GRP	205,934	- %	99.97 %
119	L	671	ELEVANCE HLTH INC GRP	181,135	- %	99.97 %
120	L	4932	BRIGHTHOUSE HOLDINGS GRP	179,039	- %	99.97 %
121	L	572	BCBS OF MI GRP	176,365	- %	99.97 %
122	L	917	HCSC GRP	164,081	- %	99.97 %
123	L	5014	EVERLAKE HOLDINGS GRP	154,204	- %	99.98 %
124	L	918	JACKSON NATL GRP	144,650	- %	99.98 %
125	L	629	PLATEAU GRP	123,618	- %	99.98 %
			<b>**TOTAL**</b>	<b>9,267,850,854</b>	<b>100.00%</b>	<b>100.00 %</b>

**ACCIDENT and HEALTH INSURANCE INDUSTRY  
PROPERTY/CASUALTY, LIFE/HEALTH and HEALTH INSURERS  
2022 MARKET SHARE REPORT - TOTAL PREMIUM**

**Missouri**

Rank	Business Type	Group/ Company Code	Group/Company Name	Direct Written Premium	Market Share	Cumulative Market Share
1	LH	707	UNITEDHEALTH GRP	7,287,528,022	32.26%	32.26 %
2	LH	671	ELEVANCE HLTH INC GRP	4,117,023,098	18.23%	50.49 %
3	LH	1295	CENTENE CORP GRP	2,492,502,873	11.04%	61.53 %
4	LH	1	CVS GRP	1,661,985,538	7.36%	68.88 %
5	H	537	BCBS OF KC GRP	1,420,783,630	6.29%	75.18 %
6	H	119	HUMANA GRP	1,249,339,872	5.53%	80.71 %
7	H	4597	ESSENCE GRP HOLDINGS CORP GRP	744,610,632	3.30%	84.00 %
8	LH	901	CIGNA HLTH GRP	725,391,401	3.21%	87.21 %
9	H	16235	MISSOURI CHAMBER FEDERATION BENEFIT	189,255,740	0.84%	88.05 %
10	LH	261	MUTUAL OF OMAHA GRP	187,951,538	0.83%	88.88 %
11	L	241	METROPOLITAN GRP	160,473,111	0.71%	89.60 %
12	H	1189	VISION SERV PLAN GRP	149,540,642	0.66%	90.26 %
13	H	3680	DELTA DENTAL PLAN OF MO GRP	143,955,424	0.64%	90.89 %
14	H	1203	COX INS GRP	142,200,503	0.63%	91.52 %
15	LH	549	SUN LIFE FINANCIAL INC GRP	132,754,950	0.59%	92.11 %
16	H	1552	MEDICA GRP	122,127,181	0.54%	92.65 %
17	L	370	AFLAC GRP	103,969,491	0.46%	93.11 %
18	L	565	UNUM GRP	96,173,427	0.43%	93.54 %
19	L	3098	TOKIO MARINE HOLDINGS INC GRP	94,088,111	0.42%	93.96 %
20	L	8	ALLSTATE INS GRP	82,862,512	0.37%	94.32 %
21	L	826	NEW YORK LIFE GRP	82,032,500	0.36%	94.69 %
22	LH	429	GUARDIAN LIFE GRP	77,782,864	0.34%	95.03 %
23	L	468	AEGON US HOLDING GRP	72,868,659	0.32%	95.35 %
24	L	91	HARTFORD FIRE & CAS GRP	63,080,358	0.28%	95.63 %
25	L	233	CNO FINANCIAL GRP	51,741,100	0.23%	95.86 %
26	L	332	PRINCIPAL FIN GRP	51,519,879	0.23%	96.09 %
27	L	860	NORTHWESTERN MUT GRP	49,369,336	0.22%	96.31 %
28	L	4011	GENWORTH FIN GRP	47,645,013	0.21%	96.52 %
29	L	20	LINCOLN NATL GRP	44,059,587	0.20%	96.71 %
30	L	1348	MEIJI YASUDA LIFE INS GRP	37,598,600	0.17%	96.88 %
31	L	4832	VOYA FINANCIAL GRP	34,190,919	0.15%	97.03 %
32	H	4842	PROVIDER PARTNERS HLTH GRP	32,512,044	0.14%	97.18 %
33	L	904	JOHN HANCOCK GRP	31,100,370	0.14%	97.31 %
34	L	304	PRUDENTIAL OF AMER GRP	28,755,186	0.13%	97.44 %
35	L	290	GLOBE LIFE INC GRP	26,926,409	0.12%	97.56 %
36	L	3527	WELLABE MUT HOLDING CO GRP	26,539,318	0.12%	97.68 %
37	L	451	FIDELITY SECURITY GRP	24,806,010	0.11%	97.79 %
38	L	1117	MANHATTAN LIFE GRP	24,251,775	0.11%	97.89 %
39	H	4818	OSCAR HEALTH INC GRP	23,854,578	0.11%	98.00 %
40	L	4855	SUMITOMO LIFE INS GRP	23,321,600	0.10%	98.10 %
41	L	661	BCBS OF SC GRP	22,839,471	0.10%	98.20 %
42	L	330	AMERICAN FIDELITY CORP GRP	21,659,319	0.10%	98.30 %
43	L	943	AMERITAS MUT HOLDING GRP	18,721,119	0.08%	98.38 %
44	L	626	CHUBB LTD GRP	17,312,057	0.08%	98.46 %
45	L	98	WR BERKLEY CORP GRP	16,411,435	0.07%	98.53 %
46	L	4922	ENTERPRISE INVESTMENTS GRP	16,374,664	0.07%	98.60 %
47	L	836	WEST SOUTHERN GRP	15,824,520	0.07%	98.67 %
48	H	4916	AMERICAN HLTH CO INC GRP	13,583,607	0.06%	98.73 %
49	L	687	GUARANTEE TRUST GRP	12,873,773	0.06%	98.79 %
50	L	869	MINNESOTA MUT GRP	11,900,071	0.05%	98.84 %
51	L	435	MASS MUT LIFE INS GRP	10,673,696	0.05%	98.89 %
52	L	56014	THRIVENT FINANCIAL FOR LUTHERANS	10,413,126	0.05%	98.94 %
53	LH	812	HIGHMARK GRP	10,409,392	0.05%	98.98 %
54	L	525	PAN AMER LIFE GRP	9,113,723	0.04%	99.02 %
55	L	1211	NATIONAL GUARDIAN LIFE INS GRP	8,332,029	0.04%	99.06 %
56	L	408	BROOKFIELD ASSET MGMT REINS PARTNERS	7,843,229	0.03%	99.10 %
57	L	367	PHYSICIANS MUT GRP	7,584,528	0.03%	99.13 %
58	L	730	MEDICAL MUT OF OH GRP	7,529,048	0.03%	99.16 %
59	L	61921	CITIZENS SECURITY LIFE INS CO	6,528,614	0.03%	99.19 %
60	L	4888	STERLING FINANCIAL INS GRP INC	6,367,146	0.03%	99.22 %
61	L	588	KANSAS CITY LIFE INS GRP	6,300,202	0.03%	99.25 %
62	L	200	UNITED SERV AUTOMOBILE ASSN GRP	5,932,112	0.03%	99.27 %
63	L	2858	HOMESHIELD CAPITAL GRP	5,850,764	0.03%	99.30 %
64	L	181	SWISS RE GRP	5,816,201	0.03%	99.33 %

**ACCIDENT and HEALTH INSURANCE INDUSTRY  
PROPERTY/CASUALTY, LIFE/HEALTH and HEALTH INSURERS  
2022 MARKET SHARE REPORT - TOTAL PREMIUM**

**Missouri**

Rank	Business Type	Group/ Company Code	Group/Company Name	Direct Written Premium	Market Share	Cumulative Market Share
65	L	306	TRUSTAGE GRP	5,693,933	0.03%	99.35 %
66	L	4965	EQUITABLE HOLDINGS INC GRP	5,441,468	0.02%	99.37 %
67	H	2479	DENTEGRA GRP	5,371,205	0.02%	99.40 %
68	L	69132	STATE MUT INS CO	5,347,048	0.02%	99.42 %
69	L	140	NATIONWIDE CORP GRP	5,087,012	0.02%	99.44 %
70	L	93521	GRANULAR INS CO	4,877,128	0.02%	99.47 %
71	L	4	AMERIPRISE FIN GRP	4,604,265	0.02%	99.49 %
72	L	761	ALLIANZ INS GRP	4,490,364	0.02%	99.51 %
73	L	520	NEW ERA LIFE GRP	4,398,841	0.02%	99.53 %
74	H	4744	L S S GRP	4,249,357	0.02%	99.55 %
75	L	58033	KNIGHTS OF COLUMBUS	4,245,652	0.02%	99.56 %
76	L	123	SHELTER INS GRP	4,163,336	0.02%	99.58 %
77	L	619	ONEAMERICA FIN PARTNERS GRP	4,055,896	0.02%	99.60 %
78	H	4794	GROUP 1001 INS HOLDINGS GRP	4,006,712	0.02%	99.62 %
79	L	276	TRUSTMARK MUT HOLDING CO GRP	3,613,855	0.02%	99.63 %
80	H	4905	NATIONAL HEALTHCARE CORP GRP	3,483,159	0.02%	99.65 %
81	L	781	UNION LABOR GRP	3,459,659	0.02%	99.66 %
82	L	574	AMERCO CORP GRP	3,458,012	0.02%	99.68 %
83	L	449	FINANCIAL HOLDINGS GRP	3,373,041	0.01%	99.69 %
84	L	477	RENAISSANCE HLTH SERV CORP GRP	3,345,248	0.01%	99.71 %
85	L	4862	ASSURITY GRP	3,069,856	0.01%	99.72 %
86	H	4719	AMFIRST HOLDINGS GRP	2,940,561	0.01%	99.74 %
87	L	71404	CONTINENTAL GEN INS CO	2,895,459	0.01%	99.75 %
88	L	23	BCS INS GRP	2,739,698	0.01%	99.76 %
89	L H	917	HCSC GRP	2,460,254	0.01%	99.77 %
90	L	66214	HEARTLAND NATL LIFE INS CO	2,248,434	0.01%	99.78 %
91	H	4696	VISION BENEFITS GRP	1,866,148	0.01%	99.79 %
92	L	215	KEMPER CORP GRP	1,854,875	0.01%	99.80 %
93	L	71471	ABILITY INS CO	1,854,865	0.01%	99.81 %
94	L	4853	AAA LIFE GRP	1,798,679	0.01%	99.81 %
95	L	11121	UNIFIED LIFE INS CO	1,793,020	0.01%	99.82 %
96	L H	4638	DELTA DENTAL OF KS GRP	1,699,025	0.01%	99.83 %
97	L	300	HORACE MANN GRP	1,678,773	0.01%	99.84 %
98	H	64696	FIRST CONTINENTAL LIFE & ACC	1,665,218	0.01%	99.85 %
99	L	212	ZURICH INS GRP	1,580,472	0.01%	99.85 %
100	L	153	PEKIN INS GRP	1,488,691	0.01%	99.86 %
101	L	12	AMERICAN INTL GRP	1,451,862	0.01%	99.87 %
102	L	7	FEDERATED MUT GRP	1,382,217	0.01%	99.87 %
103	L	4932	BRIGHTHOUSE HOLDINGS GRP	1,381,563	0.01%	99.88 %
104	L	458	DAI-ICHI LIFE HOLDINGS INC GRP	1,365,731	0.01%	99.88 %
105	L	4947	PROSPERITY LIFE INS GRP	1,351,017	0.01%	99.89 %
106	L	90638	BEST LIFE & HLTH INS CO	1,269,937	0.01%	99.90 %
107	L	4925	KUVARE GRP	1,238,462	0.01%	99.90 %
108	L	64580	ILLINOIS MUT LIFE INS CO	1,149,492	0.01%	99.91 %
109	L	50	COUNTRY INS & FIN SERV GRP	1,111,646	- %	99.91 %
110	L	69310	SURETY LIFE INS CO	1,106,550	- %	99.92 %
111	L	1186	LIFETIME HLTHCARE GRP	957,326	- %	99.92 %
112	L	3891	GLOBAL ATLANTIC GRP	956,569	- %	99.92 %
113	L	572	BCBS OF MI GRP	934,470	- %	99.93 %
114	L	4903	CALTON HOLDINGS GRP	884,921	- %	99.93 %
115	L	4712	GPM LIFE GRP	873,442	- %	99.94 %
116	L	704	CONSTELLATION INS HOLDINGS GRP	872,942	- %	99.94 %
117	L	587	ATLANTIC AMER GRP	826,965	- %	99.94 %
118	L	42129	UNITED SECURITY ASSUR CO OF PA	821,766	- %	99.95 %
119	H	12747	ELIXIR INS CO	770,046	- %	99.95 %
120	L	56499	ASSURED LIFE ASSN	726,000	- %	99.95 %
121	L	60216	AMALGAMATED LIFE INS CO	653,721	- %	99.96 %
122	L	876	ARKANSAS BCBS GRP	620,813	- %	99.96 %
123	H	115	DELTA DENTAL PLAN OF IL GRP	577,631	- %	99.96 %
124	L	280	AUTO OWNERS GRP	551,876	- %	99.96 %
125	H	11082	SINGLE VISION SOLUTION INC	535,141	- %	99.97 %
			<b>**TOTAL**</b>	<b>22,586,981,358</b>	<b>100.00%</b>	<b>100.00 %</b>

**ACCIDENT and HEALTH INSURANCE INDUSTRY  
PROPERTY/CASUALTY, LIFE/HEALTH and HEALTH INSURERS  
2022 MARKET SHARE REPORT - TOTAL PREMIUM**

**Montana**

Rank	Business Type	Group/ Company Code	Group/Company Name	Direct Written Premium	Market Share	Cumulative Market Share
1	LH	917	HCSC GRP	1,029,126,256	40.86%	40.86 %
2	H	119	HUMANA GRP	486,105,928	19.30%	60.16 %
3	H	4704	PACIFICSOURCE HLTH PLAN GRP	218,174,090	8.66%	68.82 %
4	H	14933	MONTANA HLTH COOPERATIVE	157,847,207	6.27%	75.09 %
5	LH	707	UNITEDHEALTH GRP	122,064,383	4.85%	79.94 %
6	LH	1	CVS GRP	73,531,615	2.92%	82.86 %
7	LH	901	CIGNA HLTH GRP	63,664,800	2.53%	85.38 %
8	L	370	AFLAC GRP	30,628,150	1.22%	86.60 %
9	LH	261	MUTUAL OF OMAHA GRP	27,026,851	1.07%	87.67 %
10	L	3098	TOKIO MARINE HOLDINGS INC GRP	16,978,343	0.67%	88.35 %
11	H	2479	DENTEGRA GRP	16,883,948	0.67%	89.02 %
12	H	1295	CENTENE CORP GRP	13,888,906	0.55%	89.57 %
13	L	565	UNUM GRP	13,842,204	0.55%	90.12 %
14	L	233	CNO FINANCIAL GRP	13,008,791	0.52%	90.64 %
15	H	12239	TIMBER PRODUCTS MANUFACTURERS TRUST	12,212,641	0.48%	91.12 %
16	L	429	GUARDIAN LIFE GRP	12,118,514	0.48%	91.60 %
17	L	241	METROPOLITAN GRP	11,173,001	0.44%	92.05 %
18	L	860	NORTHWESTERN MUT GRP	9,213,424	0.37%	92.41 %
19	L	332	PRINCIPAL FIN GRP	9,005,200	0.36%	92.77 %
20	L	549	SUN LIFE FINANCIAL INC GRP	8,582,510	0.34%	93.11 %
21	L	826	NEW YORK LIFE GRP	8,084,308	0.32%	93.43 %
22	L	98	WR BERKLEY CORP GRP	8,008,554	0.32%	93.75 %
23	H	68420	WMI MUT INS CO	7,888,502	0.31%	94.06 %
24	L	8	ALLSTATE INS GRP	7,831,662	0.31%	94.37 %
25	L	304	PRUDENTIAL OF AMER GRP	7,730,006	0.31%	94.68 %
26	L	290	GLOBE LIFE INC GRP	7,038,577	0.28%	94.96 %
27	L	91	HARTFORD FIRE & CAS GRP	6,900,386	0.27%	95.23 %
28	L	661	BCBS OF SC GRP	6,870,377	0.27%	95.51 %
29	L	4855	SUMITOMO LIFE INS GRP	6,510,095	0.26%	95.76 %
30	L	1348	MEIJI YASUDA LIFE INS GRP	6,348,834	0.25%	96.02 %
31	L	56014	THRIVENT FINANCIAL FOR LUTHERANS	6,095,015	0.24%	96.26 %
32	L	4011	GENWORTH FIN GRP	6,014,184	0.24%	96.50 %
33	L	20	LINCOLN NATL GRP	4,852,467	0.19%	96.69 %
34	L	4922	ENTERPRISE INVESTMENTS GRP	4,624,800	0.18%	96.87 %
35	L	468	AEGON US HOLDING GRP	4,399,451	0.17%	97.05 %
36	L	904	JOHN HANCOCK GRP	4,063,681	0.16%	97.21 %
37	H	1189	VISION SERV PLAN GRP	3,843,948	0.15%	97.36 %
38	L	330	AMERICAN FIDELITY CORP GRP	3,707,928	0.15%	97.51 %
39	L	943	AMERITAS MUT HOLDING GRP	3,245,392	0.13%	97.64 %
40	L	306	TRUSTAGE GRP	3,159,460	0.13%	97.76 %
41	L	71471	ABILITY INS CO	3,108,232	0.12%	97.89 %
42	L	4832	VOYA FINANCIAL GRP	2,945,845	0.12%	98.00 %
43	L	200	UNITED SERV AUTOMOBILE ASSN GRP	2,631,391	0.10%	98.11 %
44	L	276	TRUSTMARK MUT HOLDING CO GRP	2,490,164	0.10%	98.21 %
45	L	56499	ASSURED LIFE ASSN	2,390,695	0.09%	98.30 %
46	L	1117	MANHATTAN LIFE GRP	2,092,261	0.08%	98.39 %
47	L	4903	CALTON HOLDINGS GRP	2,030,287	0.08%	98.47 %
48	L	626	CHUBB LTD GRP	1,972,793	0.08%	98.54 %
49	H	4979	ZING HLTH ENTERPRISES GRP	1,753,239	0.07%	98.61 %
50	L	435	MASS MUT LIFE INS GRP	1,633,925	0.06%	98.68 %
51	L	4888	STERLING FINANCIAL INS GRP INC	1,619,667	0.06%	98.74 %
52	H	4794	GROUP 1001 INS HOLDINGS GRP	1,531,036	0.06%	98.80 %
53	L	3527	WELLABE MUT HOLDING CO GRP	1,413,654	0.06%	98.86 %
54	LH	812	HIGHMARK GRP	1,357,149	0.05%	98.91 %
55	L	525	PAN AMER LIFE GRP	1,341,353	0.05%	98.97 %
56	L	4965	EQUITABLE HOLDINGS INC GRP	1,306,141	0.05%	99.02 %
57	L	4712	GPM LIFE GRP	1,148,985	0.05%	99.07 %
58	L	690	CENTRAL STATES GRP	1,140,576	0.05%	99.11 %
59	L	90638	BEST LIFE & HLTH INS CO	1,121,209	0.04%	99.15 %
60	L	587	ATLANTIC AMER GRP	1,115,250	0.04%	99.20 %
61	L	836	WEST SOUTHERN GRP	1,113,267	0.04%	99.24 %
62	L	181	SWISS RE GRP	1,063,178	0.04%	99.29 %
63	L	869	MINNESOTA MUT GRP	1,054,481	0.04%	99.33 %
64	L	449	FINANCIAL HOLDINGS GRP	1,034,101	0.04%	99.37 %

**ACCIDENT and HEALTH INSURANCE INDUSTRY  
PROPERTY/CASUALTY, LIFE/HEALTH and HEALTH INSURERS  
2022 MARKET SHARE REPORT - TOTAL PREMIUM**

**Montana**

Rank	Business Type	Group/ Company Code	Group/Company Name	Direct Written Premium	Market Share	Cumulative Market Share
65	L	761	ALLIANZ INS GRP	913,270	0.04%	99.40 %
66	L	4	AMERIPRISE FIN GRP	766,321	0.03%	99.44 %
67	L	93521	GRANULAR INS CO	706,554	0.03%	99.46 %
68	L	56383	ORDER OF UNITED COMMERCIAL TRAVELERS	700,877	0.03%	99.49 %
69	L	4947	PROSPERITY LIFE INS GRP	687,708	0.03%	99.52 %
70	L	4862	ASSURITY GRP	676,172	0.03%	99.55 %
71	L	876	ARKANSAS BCBS GRP	629,344	0.02%	99.57 %
72	L	4824	ADVANTAGE CAPITAL GRP	545,973	0.02%	99.59 %
73	L	2858	HOMESHIELD CAPITAL GRP	520,494	0.02%	99.61 %
74	H	12747	ELIXIR INS CO	504,941	0.02%	99.63 %
75	L	367	PHYSICIANS MUT GRP	495,499	0.02%	99.65 %
76	L	4853	AAA LIFE GRP	467,438	0.02%	99.67 %
77	L	3436	LIBERTY LIFE GRP TRUST GRP	405,283	0.02%	99.69 %
78	L	71404	CONTINENTAL GEN INS CO	400,822	0.02%	99.70 %
79	L	1211	NATIONAL GUARDIAN LIFE INS GRP	378,926	0.02%	99.72 %
80	L	451	FIDELITY SECURITY GRP	355,484	0.01%	99.73 %
81	L	687	GUARANTEE TRUST GRP	354,246	0.01%	99.75 %
82	L	574	AMERCO CORP GRP	350,982	0.01%	99.76 %
83	L	477	RENAISSANCE HLTH SERV CORP GRP	346,761	0.01%	99.77 %
84	L	458	DAI-ICHI LIFE HOLDINGS INC GRP	343,795	0.01%	99.79 %
85	L	2878	UNITED HERITAGE MUT GRP	337,510	0.01%	99.80 %
86	L	1186	LIFETIME HLTHCARE GRP	336,961	0.01%	99.81 %
87	L	58033	KNIGHTS OF COLUMBUS	307,453	0.01%	99.83 %
88	L	408	BROOKFIELD ASSET MGMT REINS PARTNERS	280,139	0.01%	99.84 %
89	L	140	NATIONWIDE CORP GRP	240,524	0.01%	99.85 %
90	L	4616	EVERENCE GRP	237,034	0.01%	99.86 %
91	L	588	KANSAS CITY LIFE INS GRP	219,930	0.01%	99.87 %
92	L	212	ZURICH INS GRP	219,489	0.01%	99.87 %
93	L	69132	STATE MUT INS CO	208,200	0.01%	99.88 %
94	L	300	HORACE MANN GRP	207,565	0.01%	99.89 %
95	L	572	BCBS OF MI GRP	205,614	0.01%	99.90 %
96	L	704	CONSTELLATION INS HOLDINGS GRP	175,698	0.01%	99.91 %
97	L	12	AMERICAN INTL GRP	175,114	0.01%	99.91 %
98	L	50	COUNTRY INS & FIN SERV GRP	162,049	0.01%	99.92 %
99	L	4932	BRIGHTHOUSE HOLDINGS GRP	154,997	0.01%	99.93 %
100	L	4925	KUVARE GRP	138,668	0.01%	99.93 %
101	L	4736	GGC GRP	127,169	0.01%	99.94 %
102	L	619	ONEAMERICA FIN PARTNERS GRP	123,282	- %	99.94 %
103	L	7	FEDERATED MUT GRP	111,802	- %	99.94 %
104	L	730	MEDICAL MUT OF OH GRP	107,328	- %	99.95 %
105	L	64580	ILLINOIS MUT LIFE INS CO	103,385	- %	99.95 %
106	L	769	GREAT WEST GRP	93,223	- %	99.96 %
107	L	350	GENERAL ELECTRIC GRP	83,037	- %	99.96 %
108	L	520	NEW ERA LIFE GRP	81,408	- %	99.96 %
109	L	3891	GLOBAL ATLANTIC GRP	80,645	- %	99.97 %
110	L	4966	INSURANCE CAPITAL GRP	67,657	- %	99.97 %
111	H	81264	NIPPON LIFE INS CO OF AMER	61,357	- %	99.97 %
112	L	77879	5 STAR LIFE INS CO	51,510	- %	99.97 %
113	L	150	OLD REPUBLIC GRP	48,140	- %	99.98 %
114	L	918	JACKSON NATL GRP	47,565	- %	99.98 %
115	L	58068	INDEPENDENT ORDER OF FORESTERS US BR	44,546	- %	99.98 %
116	L	5014	EVERLAKE HOLDINGS GRP	43,507	- %	99.98 %
117	L	5021	ONEMAIN HOLDINGS INC GRP	41,758	- %	99.98 %
118	L	60216	AMALGAMATED LIFE INS CO	38,126	- %	99.98 %
119	L	56758	LOYAL CHRISTIAN BENEFIT ASSN	38,048	- %	99.99 %
120	L	4926	TALCOTT HOLDINGS GRP	33,510	- %	99.99 %
121	L	513	IOWA FARM BUREAU GRP	32,012	- %	99.99 %
122	L	66214	HEARTLAND NATL LIFE INS CO	30,893	- %	99.99 %
123	L	56227	KSKJ LIFE	27,242	- %	99.99 %
124	L	42129	UNITED SECURITY ASSUR CO OF PA	25,523	- %	99.99 %
125	L	56413	UNITED TRANSPORTATION UNION INS ASSN	24,476	- %	99.99 %
			<b>**TOTAL**</b>	<b>2,518,610,045</b>	<b>100.00%</b>	<b>100.00 %</b>

**ACCIDENT and HEALTH INSURANCE INDUSTRY  
PROPERTY/CASUALTY, LIFE/HEALTH and HEALTH INSURERS  
2022 MARKET SHARE REPORT - TOTAL PREMIUM**

Nebraska

Rank	Business Type	Group/ Company Code	Group/Company Name	Direct Written Premium	Market Share	Cumulative Market Share
1	LH	707	UNITEDHEALTH GRP	2,160,125,821	27.10%	27.10 %
2	H	4858	BCBS OF NE GRP	1,697,714,344	21.30%	48.39 %
3	LH	1295	CENTENE CORP GRP	986,924,416	12.38%	60.77 %
4	LH	671	ELEVANCE HLTH INC GRP	687,634,508	8.63%	69.40 %
5	H	1552	MEDICA GRP	560,824,137	7.04%	76.43 %
6	LH	1	CVS GRP	353,232,225	4.43%	80.87 %
7	H	4887	BRIGHT HLTH GRP	190,358,176	2.39%	83.25 %
8	H	119	HUMANA GRP	135,347,155	1.70%	84.95 %
9	LH	261	MUTUAL OF OMAHA GRP	105,544,659	1.32%	86.28 %
10	L	549	SUN LIFE FINANCIAL INC GRP	61,525,917	0.77%	87.05 %
11	LH	812	HIGHMARK GRP	52,961,697	0.66%	87.71 %
12	L	241	METROPOLITAN GRP	50,348,794	0.63%	88.34 %
13	L	3098	TOKIO MARINE HOLDINGS INC GRP	44,067,462	0.55%	88.90 %
14	L	370	AFLAC GRP	43,942,063	0.55%	89.45 %
15	LH	901	CIGNA HLTH GRP	43,277,422	0.54%	89.99 %
16	L	943	AMERITAS MUT HOLDING GRP	42,910,317	0.54%	90.53 %
17	L	332	PRINCIPAL FIN GRP	41,930,879	0.53%	91.05 %
18	L	233	CNO FINANCIAL GRP	40,702,543	0.51%	91.56 %
19	L	565	UNUM GRP	39,988,109	0.50%	92.07 %
20	L	4966	INSURANCE CAPITAL GRP	34,498,411	0.43%	92.50 %
21	L	8	ALLSTATE INS GRP	30,089,127	0.38%	92.88 %
22	L	4011	GENWORTH FIN GRP	29,594,637	0.37%	93.25 %
23	L	367	PHYSICIANS MUT GRP	27,391,975	0.34%	93.59 %
24	H	4818	OSCAR HEALTH INC GRP	26,649,619	0.33%	93.93 %
25	L	20	LINCOLN NATL GRP	23,029,671	0.29%	94.21 %
26	L	687	GUARANTEE TRUST GRP	21,752,078	0.27%	94.49 %
27	L	860	NORTHWESTERN MUT GRP	21,134,987	0.27%	94.75 %
28	L	91	HARTFORD FIRE & CAS GRP	19,071,837	0.24%	94.99 %
29	L	56014	THRIVENT FINANCIAL FOR LUTHERANS	18,885,840	0.24%	95.23 %
30	L	3527	WELLABE MUT HOLDING CO GRP	18,853,380	0.24%	95.47 %
31	L	429	GUARDIAN LIFE GRP	17,477,373	0.22%	95.68 %
32	L	98	WR BERKLEY CORP GRP	16,086,448	0.20%	95.89 %
33	L	290	GLOBE LIFE INC GRP	15,742,423	0.20%	96.08 %
34	L	826	NEW YORK LIFE GRP	15,635,052	0.20%	96.28 %
35	H	1246	SANFORD HLTH GRP	12,016,609	0.15%	96.43 %
36	L	904	JOHN HANCOCK GRP	11,411,992	0.14%	96.57 %
37	L	1117	MANHATTAN LIFE GRP	11,166,447	0.14%	96.71 %
38	L	451	FIDELITY SECURITY GRP	11,030,441	0.14%	96.85 %
39	L	525	PAN AMER LIFE GRP	10,921,638	0.14%	96.99 %
40	L	587	ATLANTIC AMER GRP	10,489,641	0.13%	97.12 %
41	L	4832	VOYA FINANCIAL GRP	10,324,575	0.13%	97.25 %
42	L	661	BCBS OF SC GRP	9,832,542	0.12%	97.37 %
43	L	468	AEGON US HOLDING GRP	9,662,348	0.12%	97.49 %
44	H	4959	STRATACOR GRP	9,569,573	0.12%	97.61 %
45	L	836	WEST SOUTHERN GRP	9,088,717	0.11%	97.73 %
46	L	304	PRUDENTIAL OF AMER GRP	8,180,976	0.10%	97.83 %
47	L	4855	SUMITOMO LIFE INS GRP	8,159,004	0.10%	97.93 %
48	L	1348	MEIJI YASUDA LIFE INS GRP	7,990,494	0.10%	98.03 %
49	L	69132	STATE MUT INS CO	7,687,053	0.10%	98.13 %
50	L	71471	ABILITY INS CO	7,084,431	0.09%	98.22 %
51	H	1189	VISION SERV PLAN GRP	7,003,111	0.09%	98.31 %
52	L	4888	STERLING FINANCIAL INS GRP INC	6,996,109	0.09%	98.39 %
53	L	4862	ASSURITY GRP	6,780,568	0.09%	98.48 %
54	L	300	HORACE MANN GRP	6,524,060	0.08%	98.56 %
55	L	330	AMERICAN FIDELITY CORP GRP	6,428,507	0.08%	98.64 %
56	L	435	MASS MUT LIFE INS GRP	5,986,343	0.08%	98.72 %
57	L	181	SWISS RE GRP	5,633,838	0.07%	98.79 %
58	L	626	CHUBB LTD GRP	5,512,629	0.07%	98.86 %
59	LH	917	HCSC GRP	5,418,015	0.07%	98.93 %
60	L	71404	CONTINENTAL GEN INS CO	4,466,233	0.06%	98.98 %
61	L	58033	KNIGHTS OF COLUMBUS	4,199,495	0.05%	99.03 %
62	L	306	TRUSTAGE GRP	4,114,774	0.05%	99.09 %
63	H	4794	GROUP 1001 INS HOLDINGS GRP	3,960,900	0.05%	99.14 %
64	L	449	FINANCIAL HOLDINGS GRP	3,271,138	0.04%	99.18 %

**ACCIDENT and HEALTH INSURANCE INDUSTRY  
PROPERTY/CASUALTY, LIFE/HEALTH and HEALTH INSURERS  
2022 MARKET SHARE REPORT - TOTAL PREMIUM**

**Nebraska**

Rank	Business Type	Group/ Company Code	Group/Company Name	Direct Written Premium	Market Share	Cumulative Market Share
65	L	3436	LIBERTY LIFE GRP TRUST GRP	2,973,325	0.04%	99.21 %
66	L	56383	ORDER OF UNITED COMMERCIAL TRAVELERS	2,835,360	0.04%	99.25 %
67	L	140	NATIONWIDE CORP GRP	2,816,852	0.04%	99.28 %
68	L	93521	GRANULAR INS CO	2,752,289	0.03%	99.32 %
69	L	869	MINNESOTA MUT GRP	2,499,492	0.03%	99.35 %
70	L	4	AMERIPRISE FIN GRP	2,435,014	0.03%	99.38 %
71	L	761	ALLIANZ INS GRP	2,261,603	0.03%	99.41 %
72	L	276	TRUSTMARK MUT HOLDING CO GRP	2,260,266	0.03%	99.44 %
73	L	520	NEW ERA LIFE GRP	2,139,639	0.03%	99.46 %
74	L	730	MEDICAL MUT OF OH GRP	2,065,006	0.03%	99.49 %
75	L	11121	UNIFIED LIFE INS CO	2,058,715	0.03%	99.52 %
76	L	690	CENTRAL STATES GRP	2,028,813	0.03%	99.54 %
77	L	574	AMERCO CORP GRP	1,549,154	0.02%	99.56 %
78	L	31	BERKSHIRE HATHAWAY GRP	1,477,759	0.02%	99.58 %
79	L	4824	ADVANTAGE CAPITAL GRP	1,372,552	0.02%	99.60 %
80	L	64580	ILLINOIS MUT LIFE INS CO	1,281,348	0.02%	99.61 %
81	L	90638	BEST LIFE & HLTH INS CO	1,278,695	0.02%	99.63 %
82	L	200	UNITED SERV AUTOMOBILE ASSN GRP	1,213,031	0.02%	99.64 %
83	L	588	KANSAS CITY LIFE INS GRP	1,171,418	0.01%	99.66 %
84	L	1186	LIFETIME HLTHCARE GRP	1,129,838	0.01%	99.67 %
85	L	4736	GGC GRP	1,113,749	0.01%	99.69 %
86	L	42129	UNITED SECURITY ASSUR CO OF PA	1,112,592	0.01%	99.70 %
87	L	4947	PROSPERITY LIFE INS GRP	1,091,525	0.01%	99.71 %
88	L	4925	KUVARE GRP	1,088,862	0.01%	99.73 %
89	L	150	OLD REPUBLIC GRP	1,002,372	0.01%	99.74 %
90	L	781	UNION LABOR GRP	992,887	0.01%	99.75 %
91	L	408	BROOKFIELD ASSET MGMT REINS PARTNERS	933,614	0.01%	99.77 %
92	L	69337	AMERICAN FIN SECURITY LIFE INS CO	919,919	0.01%	99.78 %
93	L	572	BCBS OF MI GRP	877,733	0.01%	99.79 %
94	L	1211	NATIONAL GUARDIAN LIFE INS GRP	849,346	0.01%	99.80 %
95	L	58181	SUPREME COUNCIL THE ROYAL ARCANUM	744,183	0.01%	99.81 %
96	L	50	COUNTRY INS & FIN SERV GRP	720,169	0.01%	99.82 %
97	L	58009	POLICE & FIREMENS INS ASSN	709,780	0.01%	99.83 %
98	L	619	ONEAMERICA FIN PARTNERS GRP	656,595	0.01%	99.83 %
99	H	12747	ELIXIR INS CO	652,595	0.01%	99.84 %
100	L	7	FEDERATED MUT GRP	623,920	0.01%	99.85 %
101	L	61921	CITIZENS SECURITY LIFE INS CO	599,844	0.01%	99.86 %
102	L	458	DAI-ICHI LIFE HOLDINGS INC GRP	573,748	0.01%	99.86 %
103	L	4932	BRIGHTHOUSE HOLDINGS GRP	573,523	0.01%	99.87 %
104	H	2479	DENTEGRA GRP	572,552	0.01%	99.88 %
105	L	4616	EVERENCE GRP	539,779	0.01%	99.89 %
106	L	60216	AMALGAMATED LIFE INS CO	539,444	0.01%	99.89 %
107	L	4853	AAA LIFE GRP	510,274	0.01%	99.90 %
108	L	66214	HEARTLAND NATL LIFE INS CO	497,384	0.01%	99.91 %
109	L	212	ZURICH INS GRP	481,004	0.01%	99.91 %
110	L	56499	ASSURED LIFE ASSN	478,568	0.01%	99.92 %
111	L	2858	HOMESHIELD CAPITAL GRP	469,392	0.01%	99.92 %
112	L	153	PEKIN INS GRP	424,731	0.01%	99.93 %
113	L	12	AMERICAN INTL GRP	418,016	0.01%	99.93 %
114	L	280	AUTO OWNERS GRP	389,131	- %	99.94 %
115	L	123	SHELTER INS GRP	370,047	- %	99.94 %
116	L	704	CONSTELLATION INS HOLDINGS GRP	326,788	- %	99.95 %
117	L	513	IOWA FARM BUREAU GRP	322,129	- %	99.95 %
118	L	5026	21ST CENTURY LIFE & HEALTH CO GRP	313,043	- %	99.96 %
119	L	3891	GLOBAL ATLANTIC GRP	291,210	- %	99.96 %
120	L	477	RENAISSANCE HLTH SERV CORP GRP	237,432	- %	99.96 %
121	L	918	JACKSON NATL GRP	233,300	- %	99.96 %
122	L	4712	GPM LIFE GRP	222,898	- %	99.97 %
123	H	115	DELTA DENTAL PLAN OF IL GRP	179,288	- %	99.97 %
124	L	69329	SURETY LIFE & CAS INS CO	163,725	- %	99.97 %
125	H	95839	AVERA HLTH PLANS INC	140,816	- %	99.97 %
			<b>**TOTAL**</b>	<b>7,971,832,837</b>	<b>100.00%</b>	<b>100.00 %</b>

**ACCIDENT and HEALTH INSURANCE INDUSTRY  
PROPERTY/CASUALTY, LIFE/HEALTH and HEALTH INSURERS  
2022 MARKET SHARE REPORT - TOTAL PREMIUM**

Nevada

Rank	Business Type	Group/ Company Code	Group/Company Name	Direct Written Premium	Market Share	Cumulative Market Share
1	LH	707	UNITEDHEALTH GRP	4,659,409,452	41.54%	41.54 %
2	LH	671	ELEVANCE HLTH INC GRP	1,712,530,909	15.27%	56.80 %
3	H	119	HUMANA GRP	1,127,608,400	10.05%	66.85 %
4	LH	1295	CENTENE CORP GRP	681,686,265	6.08%	72.93 %
5	LH	1	CVS GRP	671,580,308	5.99%	78.92 %
6	H	4791	RENOWN HLTH GRP	409,714,254	3.65%	82.57 %
7	H	1531	MOLINA HEALTHCARE INC GRP	360,809,888	3.22%	85.79 %
8	H	4954	UNIVERSAL HLTH SERV INC GRP	322,163,009	2.87%	88.66 %
9	LH	901	CIGNA HLTH GRP	211,755,284	1.89%	90.55 %
10	H	4692	LIBERTY DENTAL PLAN GRP	98,490,461	0.88%	91.42 %
11	H	4976	FRIDAY HLTH PLANS GRP	94,518,556	0.84%	92.27 %
12	L	241	METROPOLITAN GRP	68,501,531	0.61%	92.88 %
13	H	880	IHC INC GRP	55,889,798	0.50%	93.38 %
14	H	917	HCSC GRP	46,297,873	0.41%	93.79 %
15	L	370	AFLAC GRP	45,416,048	0.40%	94.19 %
16	LH	261	MUTUAL OF OMAHA GRP	36,365,294	0.32%	94.52 %
17	L	565	UNUM GRP	34,034,887	0.30%	94.82 %
18	LH	429	GUARDIAN LIFE GRP	33,588,433	0.30%	95.12 %
19	H	13813	NEVADA DENTAL BENEFITS LTD	29,940,687	0.27%	95.39 %
20	H	4972	ALIGNMENT HEALTHCARE HOLDINGS GRP	29,241,331	0.26%	95.65 %
21	L	330	AMERICAN FIDELITY CORP GRP	29,140,666	0.26%	95.91 %
22	H	2479	DENTEGRA GRP	28,716,197	0.26%	96.16 %
23	L	332	PRINCIPAL FIN GRP	28,102,169	0.25%	96.41 %
24	L	4832	VOYA FINANCIAL GRP	24,601,144	0.22%	96.63 %
25	L	549	SUN LIFE FINANCIAL INC GRP	22,705,848	0.20%	96.84 %
26	L	1348	MEIJI YASUDA LIFE INS GRP	21,980,894	0.20%	97.03 %
27	L	91	HARTFORD FIRE & CAS GRP	19,833,835	0.18%	97.21 %
28	L	826	NEW YORK LIFE GRP	18,752,028	0.17%	97.38 %
29	H	5002	SCAN GRP	16,009,777	0.14%	97.52 %
30	L	943	AMERITAS MUT HOLDING GRP	14,599,338	0.13%	97.65 %
31	L	20	LINCOLN NATL GRP	14,489,087	0.13%	97.78 %
32	L	4011	GENWORTH FIN GRP	14,046,288	0.13%	97.90 %
33	L	304	PRUDENTIAL OF AMER GRP	11,890,546	0.11%	98.01 %
34	L	468	AEGON US HOLDING GRP	11,585,000	0.10%	98.11 %
35	H	1189	VISION SERV PLAN GRP	10,427,898	0.09%	98.21 %
36	L	4855	SUMITOMO LIFE INS GRP	9,749,630	0.09%	98.29 %
37	L	860	NORTHWESTERN MUT GRP	9,704,130	0.09%	98.38 %
38	L	3098	TOKIO MARINE HOLDINGS INC GRP	9,604,995	0.09%	98.46 %
39	L	8	ALLSTATE INS GRP	9,115,800	0.08%	98.55 %
40	L	781	UNION LABOR GRP	8,862,184	0.08%	98.62 %
41	L	233	CNO FINANCIAL GRP	8,246,620	0.07%	98.70 %
42	L	477	RENAISSANCE HLTH SERV CORP GRP	7,070,504	0.06%	98.76 %
43	L	588	KANSAS CITY LIFE INS GRP	6,742,658	0.06%	98.82 %
44	L	451	FIDELITY SECURITY GRP	6,706,747	0.06%	98.88 %
45	L	904	JOHN HANCOCK GRP	6,694,936	0.06%	98.94 %
46	L	290	GLOBE LIFE INC GRP	6,562,751	0.06%	99.00 %
47	L	367	PHYSICIANS MUT GRP	6,438,310	0.06%	99.06 %
48	L	581	BOSTON MUT GRP	6,273,588	0.06%	99.11 %
49	LH	812	HIGHMARK GRP	6,207,456	0.06%	99.17 %
50	L	408	BROOKFIELD ASSET MGMT REINS PARTNERS	4,521,394	0.04%	99.21 %
51	L	200	UNITED SERV AUTOMOBILE ASSN GRP	4,391,385	0.04%	99.25 %
52	L	661	BCBS OF SC GRP	4,309,608	0.04%	99.29 %
53	L	90638	BEST LIFE & HLTH INS CO	4,307,125	0.04%	99.32 %
54	L	4888	STERLING FINANCIAL INS GRP INC	4,176,671	0.04%	99.36 %
55	L	869	MINNESOTA MUT GRP	4,108,234	0.04%	99.40 %
56	L	98	WR BERKLEY CORP GRP	4,044,905	0.04%	99.43 %
57	L	1117	MANHATTAN LIFE GRP	3,983,269	0.04%	99.47 %
58	H	4961	CASCADE COMPREHENSIVE CARE GRP	3,933,543	0.04%	99.50 %
59	L	435	MASS MUT LIFE INS GRP	3,762,710	0.03%	99.54 %
60	L	520	NEW ERA LIFE GRP	3,697,683	0.03%	99.57 %
61	L	306	TRUSTAGE GRP	3,602,931	0.03%	99.60 %
62	L	4	AMERIPRISE FIN GRP	2,319,885	0.02%	99.62 %
63	L	276	TRUSTMARK MUT HOLDING CO GRP	2,190,868	0.02%	99.64 %
64	L	836	WEST SOUTHERN GRP	2,159,337	0.02%	99.66 %



**ACCIDENT and HEALTH INSURANCE INDUSTRY  
PROPERTY/CASUALTY, LIFE/HEALTH and HEALTH INSURERS  
2022 MARKET SHARE REPORT - TOTAL PREMIUM**

Nevada

Rank	Business Type	Group/ Company Code	Group/Company Name	Direct Written Premium	Market Share	Cumulative Market Share
65	L	140	NATIONWIDE CORP GRP	2,116,931	0.02%	99.68 %
66	L	1211	NATIONAL GUARDIAN LIFE INS GRP	2,002,623	0.02%	99.70 %
67	L	626	CHUBB LTD GRP	1,898,773	0.02%	99.72 %
68	L	587	ATLANTIC AMER GRP	1,664,452	0.01%	99.73 %
69	H	4794	GROUP 1001 INS HOLDINGS GRP	1,646,316	0.01%	99.75 %
70	H	4979	ZING HLTH ENTERPRISES GRP	1,525,787	0.01%	99.76 %
71	L	730	MEDICAL MUT OF OH GRP	1,495,518	0.01%	99.77 %
72	L	3527	WELLABE MUT HOLDING CO GRP	1,493,353	0.01%	99.79 %
73	H	81264	NIPPON LIFE INS CO OF AMER	1,414,524	0.01%	99.80 %
74	L	56014	THRIVENT FINANCIAL FOR LUTHERANS	1,360,102	0.01%	99.81 %
75	L	4853	AAA LIFE GRP	1,180,863	0.01%	99.82 %
76	L	525	PAN AMER LIFE GRP	1,112,936	0.01%	99.83 %
77	L	212	ZURICH INS GRP	1,055,505	0.01%	99.84 %
78	L	4862	ASSURITY GRP	1,021,739	0.01%	99.85 %
79	L	11121	UNIFIED LIFE INS CO	987,727	0.01%	99.86 %
80	L	761	ALLIANZ INS GRP	821,559	0.01%	99.87 %
81	L	93521	GRANULAR INS CO	813,531	0.01%	99.87 %
82	L	69337	AMERICAN FIN SECURITY LIFE INS CO	739,491	0.01%	99.88 %
83	L	300	HORACE MANN GRP	738,579	0.01%	99.89 %
84	L	60216	AMALGAMATED LIFE INS CO	680,992	0.01%	99.89 %
85	L	3436	LIBERTY LIFE GRP TRUST GRP	624,390	0.01%	99.90 %
86	L	458	DAI-ICHI LIFE HOLDINGS INC GRP	611,880	0.01%	99.90 %
87	L	4932	BRIGHTHOUSE HOLDINGS GRP	589,213	0.01%	99.91 %
88	L	687	GUARANTEE TRUST GRP	586,520	0.01%	99.91 %
89	L	58033	KNIGHTS OF COLUMBUS	544,657	- %	99.92 %
90	L	12	AMERICAN INTL GRP	503,372	- %	99.92 %
91	L	572	BCBS OF MI GRP	490,238	- %	99.93 %
92	L	4965	EQUITABLE HOLDINGS INC GRP	483,799	- %	99.93 %
93	L	50	COUNTRY INS & FIN SERV GRP	477,129	- %	99.94 %
94	L	2858	HOMESHIELD CAPITAL GRP	423,758	- %	99.94 %
95	H	12747	ELIXIR INS CO	391,173	- %	99.94 %
96	L	449	FINANCIAL HOLDINGS GRP	380,360	- %	99.95 %
97	L	71404	CONTINENTAL GEN INS CO	316,977	- %	99.95 %
98	L	704	CONSTELLATION INS HOLDINGS GRP	314,322	- %	99.95 %
99	H	64696	FIRST CONTINENTAL LIFE & ACC	285,429	- %	99.96 %
100	L	3891	GLOBAL ATLANTIC GRP	283,165	- %	99.96 %
101	H	68420	WMI MUT INS CO	263,834	- %	99.96 %
102	H	126	EDUCATORS MUT GRP	257,043	- %	99.96 %
103	L	1186	LIFETIME HLTHCARE GRP	252,953	- %	99.96 %
104	L	4925	KUVARE GRP	236,581	- %	99.97 %
105	L	56383	ORDER OF UNITED COMMERCIAL TRAVELERS	223,336	- %	99.97 %
106	L	876	ARKANSAS BCBS GRP	210,664	- %	99.97 %
107	L	350	GENERAL ELECTRIC GRP	186,516	- %	99.97 %
108	L	690	CENTRAL STATES GRP	184,735	- %	99.97 %
109	H	4995	IMPERIAL COS GRP	169,217	- %	99.98 %
110	L	64580	ILLINOIS MUT LIFE INS CO	168,776	- %	99.98 %
111	L	4824	ADVANTAGE CAPITAL GRP	161,327	- %	99.98 %
112	L	123	SHELTER INS GRP	159,762	- %	99.98 %
113	H	15743	MOTIVHEALTH INS CO	154,030	- %	99.98 %
114	L	181	SWISS RE GRP	153,762	- %	99.98 %
115	L	58068	INDEPENDENT ORDER OF FORESTERS US BR	129,415	- %	99.98 %
116	L	23	BCS INS GRP	128,384	- %	99.99 %
117	L	619	ONEAMERICA FIN PARTNERS GRP	116,784	- %	99.99 %
118	L	4947	PROSPERITY LIFE INS GRP	113,784	- %	99.99 %
119	L	5014	EVERLAKE HOLDINGS GRP	111,508	- %	99.99 %
120	L	7	FEDERATED MUT GRP	109,337	- %	99.99 %
121	L	71471	ABILITY INS CO	99,746	- %	99.99 %
122	L	918	JACKSON NATL GRP	95,226	- %	99.99 %
123	L	872	BANNER LIFE GRP	90,842	- %	99.99 %
124	L	4926	TALCOTT HOLDINGS GRP	90,452	- %	99.99 %
125	L	769	GREAT WEST GRP	88,260	- %	99.99 %
			<b>**TOTAL**</b>	<b>11,217,713,011</b>	<b>100.00%</b>	<b>100.00 %</b>

**ACCIDENT and HEALTH INSURANCE INDUSTRY  
PROPERTY/CASUALTY, LIFE/HEALTH and HEALTH INSURERS  
2022 MARKET SHARE REPORT - TOTAL PREMIUM**

**New Hampshire**

Rank	Business Type	Group/ Company Code	Group/Company Name	Direct Written Premium	Market Share	Cumulative Market Share
1	LH	671	ELEVANCE HLTH INC GRP	1,261,050,813	24.46%	24.46 %
2	LH	707	UNITEDHEALTH GRP	690,900,052	13.40%	37.86 %
3	LH	1295	CENTENE CORP GRP	661,079,908	12.82%	50.68 %
4	H	4742	POINT32HEALTH INC GRP	596,981,124	11.58%	62.26 %
5	H	13203	BOSTON MEDICAL CENTER HLTH PLAN INC	521,596,033	10.12%	72.38 %
6	LH	1	CVS GRP	265,246,830	5.14%	77.52 %
7	H	936	INDEPENDENCE HLTH GRP INC GRP	265,138,878	5.14%	82.67 %
8	LH	901	CIGNA HLTH GRP	180,293,123	3.50%	86.16 %
9	H	119	HUMANA GRP	153,744,226	2.98%	89.15 %
10	H	4763	NORTHEAST DELTA DENTAL GRP	77,863,560	1.51%	90.66 %
11	H	15850	MARTINS POINT GENERATIONS ADVANTAGE	64,590,188	1.25%	91.91 %
12	L	241	METROPOLITAN GRP	30,602,242	0.59%	92.50 %
13	L	565	UNUM GRP	26,850,190	0.52%	93.02 %
14	L	3098	TOKIO MARINE HOLDINGS INC GRP	22,472,948	0.44%	93.46 %
15	L	549	SUN LIFE FINANCIAL INC GRP	22,258,802	0.43%	93.89 %
16	L	233	CNO FINANCIAL GRP	22,133,935	0.43%	94.32 %
17	L	370	AFLAC GRP	20,791,272	0.40%	94.72 %
18	LH	261	MUTUAL OF OMAHA GRP	18,577,537	0.36%	95.08 %
19	L	826	NEW YORK LIFE GRP	17,662,738	0.34%	95.43 %
20	L	429	GUARDIAN LIFE GRP	15,202,033	0.29%	95.72 %
21	L	4011	GENWORTH FIN GRP	14,055,599	0.27%	95.99 %
22	L	20	LINCOLN NATL GRP	13,050,528	0.25%	96.25 %
23	L	290	GLOBE LIFE INC GRP	12,803,494	0.25%	96.50 %
24	L	4832	VOYA FINANCIAL GRP	12,663,669	0.25%	96.74 %
25	L	91	HARTFORD FIRE & CAS GRP	12,313,119	0.24%	96.98 %
26	L	860	NORTHWESTERN MUT GRP	11,894,361	0.23%	97.21 %
27	LH	917	HCSC GRP	11,051,142	0.21%	97.42 %
28	L	904	JOHN HANCOCK GRP	9,642,241	0.19%	97.61 %
29	L	4855	SUMITOMO LIFE INS GRP	9,633,369	0.19%	97.80 %
30	L	98	WR BERKLEY CORP GRP	9,448,044	0.18%	97.98 %
31	L	332	PRINCIPAL FIN GRP	9,447,982	0.18%	98.17 %
32	H	12747	ELIXIR INS CO	8,556,607	0.17%	98.33 %
33	L	304	PRUDENTIAL OF AMER GRP	8,439,426	0.16%	98.50 %
34	L	1348	MEIJI YASUDA LIFE INS GRP	7,523,963	0.15%	98.64 %
35	L	661	BCBS OF SC GRP	7,468,669	0.14%	98.79 %
36	L	468	AEGON US HOLDING GRP	6,990,523	0.14%	98.92 %
37	H	1189	VISION SERV PLAN GRP	5,849,695	0.11%	99.03 %
38	L	943	AMERITAS MUT HOLDING GRP	5,653,986	0.11%	99.14 %
39	L	435	MASS MUT LIFE INS GRP	4,503,056	0.09%	99.23 %
40	L	200	UNITED SERV AUTOMOBILE ASSN GRP	3,339,433	0.06%	99.30 %
41	L	812	HIGHMARK GRP	3,096,758	0.06%	99.36 %
42	L	4	AMERIPRISE FIN GRP	2,959,617	0.06%	99.41 %
43	L	626	CHUBB LTD GRP	2,818,458	0.05%	99.47 %
44	L	306	TRUSTAGE GRP	2,741,439	0.05%	99.52 %
45	H	2479	DENTEGRA GRP	2,575,874	0.05%	99.57 %
46	L	140	NATIONWIDE CORP GRP	2,470,205	0.05%	99.62 %
47	L	8	ALLSTATE INS GRP	2,372,723	0.05%	99.67 %
48	L	4965	EQUITABLE HOLDINGS INC GRP	1,586,512	0.03%	99.70 %
49	L	330	AMERICAN FIDELITY CORP GRP	1,295,527	0.03%	99.72 %
50	L	451	FIDELITY SECURITY GRP	1,222,262	0.02%	99.75 %
51	L	300	HORACE MANN GRP	1,167,513	0.02%	99.77 %
52	L	836	WEST SOUTHERN GRP	1,074,789	0.02%	99.79 %
53	L	4932	BRIGHTHOUSE HOLDINGS GRP	989,817	0.02%	99.81 %
54	L	869	MINNESOTA MUT GRP	988,295	0.02%	99.83 %
55	L	761	ALLIANZ INS GRP	836,266	0.02%	99.84 %
56	L	477	RENAISSANCE HLTH SERV CORP GRP	788,146	0.02%	99.86 %
57	L	458	DAI-ICHI LIFE HOLDINGS INC GRP	561,625	0.01%	99.87 %
58	L	581	BOSTON MUT GRP	526,177	0.01%	99.88 %
59	L	3527	WELLABE MUT HOLDING CO GRP	515,791	0.01%	99.89 %
60	L	4862	ASSURITY GRP	453,364	0.01%	99.90 %
61	L	1186	LIFETIME HLTHCARE GRP	361,740	0.01%	99.91 %
62	L	56014	THRIVENT FINANCIAL FOR LUTHERANS	341,598	0.01%	99.91 %
63	L	58033	KNIGHTS OF COLUMBUS	331,423	0.01%	99.92 %
64	L	212	ZURICH INS GRP	327,925	0.01%	99.93 %

**ACCIDENT and HEALTH INSURANCE INDUSTRY  
PROPERTY/CASUALTY, LIFE/HEALTH and HEALTH INSURERS  
2022 MARKET SHARE REPORT - TOTAL PREMIUM**

**New Hampshire**

Rank	Business Type	Group/ Company Code	Group/Company Name	Direct Written Premium	Market Share	Cumulative Market Share
65	L	781	UNION LABOR GRP	315,340	0.01%	99.93 %
66	L	12	AMERICAN INTL GRP	261,348	0.01%	99.94 %
67	L	704	CONSTELLATION INS HOLDINGS GRP	250,169	- %	99.94 %
68	L	408	BROOKFIELD ASSET MGMT REINS PARTNERS	211,817	- %	99.95 %
69	L	1211	NATIONAL GUARDIAN LIFE INS GRP	205,553	- %	99.95 %
70	L	276	TRUSTMARK MUT HOLDING CO GRP	183,807	- %	99.95 %
71	L	367	PHYSICIANS MUT GRP	167,892	- %	99.96 %
72	L	1117	MANHATTAN LIFE GRP	157,488	- %	99.96 %
73	L	64580	ILLINOIS MUT LIFE INS CO	145,439	- %	99.96 %
74	L	3891	GLOBAL ATLANTIC GRP	137,030	- %	99.96 %
75	L	71404	CONTINENTAL GEN INS CO	133,057	- %	99.97 %
76	L	4926	TALCOTT HOLDINGS GRP	132,705	- %	99.97 %
77	L	4925	KUVARE GRP	113,373	- %	99.97 %
78	L	619	ONEAMERICA FIN PARTNERS GRP	93,944	- %	99.97 %
79	L	5026	21ST CENTURY LIFE & HEALTH CO GRP	86,566	- %	99.98 %
80	L	1216	TIAA FAMILY GRP	86,355	- %	99.98 %
81	L	4853	AAA LIFE GRP	80,027	- %	99.98 %
82	L	7	FEDERATED MUT GRP	73,791	- %	99.98 %
83	L	634	NATIONAL LIFE GRP	73,055	- %	99.98 %
84	L	588	KANSAS CITY LIFE INS GRP	72,190	- %	99.98 %
85	L	687	GUARANTEE TRUST GRP	64,178	- %	99.98 %
86	L	11121	UNIFIED LIFE INS CO	59,669	- %	99.99 %
87	L	4553	SAVINGS BANK LIFE GRP	58,626	- %	99.99 %
88	L	4712	GPM LIFE GRP	58,150	- %	99.99 %
89	L	872	BANNER LIFE GRP	50,601	- %	99.99 %
90	L	77879	5 STAR LIFE INS CO	47,954	- %	99.99 %
91	L	572	BCBS OF MI GRP	47,292	- %	99.99 %
92	L	449	FINANCIAL HOLDINGS GRP	47,061	- %	99.99 %
93	L	5014	EVERLAKE HOLDINGS GRP	42,634	- %	99.99 %
94	L	587	ATLANTIC AMER GRP	41,812	- %	99.99 %
95	L	4736	GGC GRP	37,456	- %	99.99 %
96	L	4734	APOLLO GLOBAL MGMT GRP	35,282	- %	99.99 %
97	L	876	ARKANSAS BCBS GRP	29,428	- %	99.99 %
98	L	4888	STERLING FINANCIAL INS GRP INC	26,851	- %	100.00 %
99	L	50	COUNTRY INS & FIN SERV GRP	26,780	- %	100.00 %
100	L	918	JACKSON NATL GRP	24,441	- %	100.00 %
101	L	574	AMERCO CORP GRP	17,867	- %	100.00 %
102	H	4979	ZING HLTH ENTERPRISES GRP	16,921	- %	100.00 %
103	L	58181	SUPREME COUNCIL THE ROYAL ARCANUM	14,039	- %	100.00 %
104	L	525	PAN AMER LIFE GRP	13,643	- %	100.00 %
105	L	690	CENTRAL STATES GRP	12,853	- %	100.00 %
106	L	350	GENERAL ELECTRIC GRP	11,211	- %	100.00 %
107	L	440	REGAL REINS GRP	10,740	- %	100.00 %
108	L	850	PENN MUT GRP	9,986	- %	100.00 %
109	L	23	BCS INS GRP	9,468	- %	100.00 %
110	L	4213	WILTON RE GRP	8,523	- %	100.00 %
111	L	56383	ORDER OF UNITED COMMERCIAL TRAVELERS	8,175	- %	100.00 %
112	L	4947	PROSPERITY LIFE INS GRP	8,085	- %	100.00 %
113	L	68772	SECURITY MUT LIFE INS CO OF NY	6,761	- %	100.00 %
114	L	181	SWISS RE GRP	6,532	- %	100.00 %
115	H	64696	FIRST CONTINENTAL LIFE & ACC	5,259	- %	100.00 %
116	L	31	BERKSHIRE HATHAWAY GRP	4,979	- %	100.00 %
117	L	4750	PRIMERICA GRP	4,788	- %	100.00 %
118	L	520	NEW ERA LIFE GRP	4,691	- %	100.00 %
119	L	5021	ONEMAIN HOLDINGS INC GRP	4,666	- %	100.00 %
120	L	244	CINCINNATI FIN GRP	4,294	- %	100.00 %
121	L	56456	UNITED STATES LETTER CARRIERS MUT BE	3,144	- %	100.00 %
122	L	4616	EVERENCE GRP	3,015	- %	100.00 %
123	L	56499	ASSURED LIFE ASSN	2,806	- %	100.00 %
124	L	63290	FIDELITY LIFE ASSN A LEGAL RESERVE L	2,509	- %	100.00 %
125	L	3436	LIBERTY LIFE GRP TRUST GRP	2,506	- %	100.00 %
			<b>**TOTAL**</b>	<b>5,155,628,199</b>	<b>100.00%</b>	<b>100.00 %</b>

**ACCIDENT and HEALTH INSURANCE INDUSTRY  
PROPERTY/CASUALTY, LIFE/HEALTH and HEALTH INSURERS  
2022 MARKET SHARE REPORT - TOTAL PREMIUM**

**New Jersey**

Rank	Business Type	Group/ Company Code	Group/Company Name	Direct Written Premium	Market Share	Cumulative Market Share
1	H	1202	BCBS OF NJ GRP	15,973,828,951	37.97%	37.97 %
2	LH	707	UNITEDHEALTH GRP	8,362,582,617	19.88%	57.85 %
3	LH	1	CVS GRP	6,036,695,412	14.35%	72.20 %
4	LH	671	ELEVANCE HLTH INC GRP	2,361,925,157	5.61%	77.82 %
5	LH	1295	CENTENE CORP GRP	1,764,951,067	4.20%	82.01 %
6	LH	901	CIGNA HLTH GRP	1,698,290,021	4.04%	86.05 %
7	H	936	INDEPENDENCE HLTH GRP INC GRP	1,140,614,787	2.71%	88.76 %
8	H	4918	CLOVER HLTH GRP	920,947,607	2.19%	90.95 %
9	LH	241	METROPOLITAN GRP	394,819,805	0.94%	91.89 %
10	H	119	HUMANA GRP	329,541,157	0.78%	92.67 %
11	H	2918	DELTA DENTAL PLAN OF NJ GRP	291,535,025	0.69%	93.37 %
12	L	565	UNUM GRP	194,925,573	0.46%	93.83 %
13	LH	429	GUARDIAN LIFE GRP	191,116,212	0.45%	94.28 %
14	LH	549	SUN LIFE FINANCIAL INC GRP	148,641,306	0.35%	94.64 %
15	L	91	HARTFORD FIRE & CAS GRP	147,254,310	0.35%	94.99 %
16	LH	261	MUTUAL OF OMAHA GRP	141,660,593	0.34%	95.32 %
17	L	826	NEW YORK LIFE GRP	137,914,232	0.33%	95.65 %
18	L	304	PRUDENTIAL OF AMER GRP	126,356,649	0.30%	95.95 %
19	L	370	AFLAC GRP	117,730,366	0.28%	96.23 %
20	L	4011	GENWORTH FIN GRP	113,150,842	0.27%	96.50 %
21	L	20	LINCOLN NATL GRP	101,248,792	0.24%	96.74 %
22	L	3098	TOKIO MARINE HOLDINGS INC GRP	93,557,356	0.22%	96.97 %
23	H	4818	OSCAR HEALTH INC GRP	92,112,602	0.22%	97.18 %
24	H	1189	VISION SERV PLAN GRP	79,548,152	0.19%	97.37 %
25	L	860	NORTHWESTERN MUT GRP	72,274,990	0.17%	97.55 %
26	L	233	CNO FINANCIAL GRP	61,942,262	0.15%	97.69 %
27	L	4832	VOYA FINANCIAL GRP	61,705,529	0.15%	97.84 %
28	L	904	JOHN HANCOCK GRP	60,727,518	0.14%	97.98 %
29	L	332	PRINCIPAL FIN GRP	54,296,551	0.13%	98.11 %
30	L	468	AEGON US HOLDING GRP	53,254,551	0.13%	98.24 %
31	L	451	FIDELITY SECURITY GRP	50,449,771	0.12%	98.36 %
32	L	4855	SUMITOMO LIFE INS GRP	45,976,687	0.11%	98.47 %
33	L	1348	MEIJI YASUDA LIFE INS GRP	44,707,656	0.11%	98.57 %
34	L	435	MASS MUT LIFE INS GRP	37,242,511	0.09%	98.66 %
35	L	8	ALLSTATE INS GRP	34,721,314	0.08%	98.75 %
36	H	81264	NIPPON LIFE INS CO OF AMER	34,551,560	0.08%	98.83 %
37	L	836	WEST SOUTHERN GRP	34,054,071	0.08%	98.91 %
38	L	525	PAN AMER LIFE GRP	28,769,013	0.07%	98.98 %
39	H	4920	LONGEVITY HLTH GRP	27,847,003	0.07%	99.04 %
40	H	14403	CARECENTRIX OF NJ INC	26,579,077	0.06%	99.11 %
41	LH	812	HIGHMARK GRP	25,709,343	0.06%	99.17 %
42	L	626	CHUBB LTD GRP	19,693,901	0.05%	99.21 %
43	L	943	AMERITAS MUT HOLDING GRP	18,381,350	0.04%	99.26 %
44	H	2479	DENTEGRA GRP	17,454,806	0.04%	99.30 %
45	L	276	TRUSTMARK MUT HOLDING CO GRP	17,086,728	0.04%	99.34 %
46	L	23	BCS INS GRP	16,511,974	0.04%	99.38 %
47	L	781	UNION LABOR GRP	16,290,513	0.04%	99.42 %
48	L	140	NATIONWIDE CORP GRP	16,098,467	0.04%	99.46 %
49	L	98	WR BERKLEY CORP GRP	13,250,782	0.03%	99.49 %
50	L	4932	BRIGHTHOUSE HOLDINGS GRP	12,702,030	0.03%	99.52 %
51	L	93521	GRANULAR INS CO	12,701,643	0.03%	99.55 %
52	L	869	MINNESOTA MUT GRP	11,425,595	0.03%	99.58 %
53	L	306	TRUSTAGE GRP	11,087,888	0.03%	99.60 %
54	L	4	AMERIPRISE FIN GRP	10,760,699	0.03%	99.63 %
55	L	290	GLOBE LIFE INC GRP	10,658,496	0.03%	99.65 %
56	L	1117	MANHATTAN LIFE GRP	10,397,806	0.02%	99.68 %
57	H	4881	M MELE GRP	9,763,028	0.02%	99.70 %
58	L	587	ATLANTIC AMER GRP	8,348,699	0.02%	99.72 %
59	H	4794	GROUP 1001 INS HOLDINGS GRP	6,879,673	0.02%	99.74 %
60	L	477	RENAISSANCE HLTH SERV CORP GRP	6,398,858	0.02%	99.75 %
61	L	330	AMERICAN FIDELITY CORP GRP	5,832,177	0.01%	99.77 %
62	L	60216	AMALGAMATED LIFE INS CO	5,800,815	0.01%	99.78 %
63	L	520	NEW ERA LIFE GRP	5,223,511	0.01%	99.79 %
64	H	4917	BENECARE DENTAL PLANS GRP	5,105,721	0.01%	99.80 %

**ACCIDENT and HEALTH INSURANCE INDUSTRY  
PROPERTY/CASUALTY, LIFE/HEALTH and HEALTH INSURERS  
2022 MARKET SHARE REPORT - TOTAL PREMIUM**

**New Jersey**

Rank	Business Type	Group/ Company Code	Group/Company Name	Direct Written Premium	Market Share	Cumulative Market Share
65	L	4965	EQUITABLE HOLDINGS INC GRP	4,578,533	0.01%	99.82 %
66	H	11234	DENTAL SERV ORG LLC	4,414,658	0.01%	99.83 %
67	L	12	AMERICAN INTL GRP	4,389,616	0.01%	99.84 %
68	L	367	PHYSICIANS MUT GRP	4,217,057	0.01%	99.85 %
69	L	761	ALLIANZ INS GRP	3,898,190	0.01%	99.86 %
70	L	4803	SHELTERPOINT GRP INC	3,870,949	0.01%	99.86 %
71	L	212	ZURICH INS GRP	3,197,244	0.01%	99.87 %
72	L	58033	KNIGHTS OF COLUMBUS	3,139,021	0.01%	99.88 %
73	L	58009	POLICE & FIREMENS INS ASSN	2,992,533	0.01%	99.89 %
74	L	3436	LIBERTY LIFE GRP TRUST GRP	2,913,498	0.01%	99.89 %
75	L	458	DAI-ICHI LIFE HOLDINGS INC GRP	2,827,027	0.01%	99.90 %
76	L	1211	NATIONAL GUARDIAN LIFE INS GRP	2,645,944	0.01%	99.91 %
77	L	687	GUARANTEE TRUST GRP	2,600,428	0.01%	99.91 %
78	L	56014	THRIVENT FINANCIAL FOR LUTHERANS	2,424,819	0.01%	99.92 %
79	L	4862	ASSURITY GRP	2,361,289	0.01%	99.92 %
80	H	12747	ELIXIR INS CO	2,036,737	- %	99.93 %
81	L	876	ARKANSAS BCBS GRP	1,837,035	- %	99.93 %
82	L	704	CONSTELLATION INS HOLDINGS GRP	1,821,842	- %	99.94 %
83	L	4853	AAA LIFE GRP	1,708,649	- %	99.94 %
84	H	4696	VISION BENEFITS GRP	1,389,517	- %	99.95 %
85	L	71404	CONTINENTAL GEN INS CO	1,344,502	- %	99.95 %
86	L	1186	LIFETIME HLTHCARE GRP	1,189,119	- %	99.95 %
87	L	4947	PROSPERITY LIFE INS GRP	1,172,170	- %	99.95 %
88	L	300	HORACE MANN GRP	1,157,562	- %	99.96 %
89	L	4888	STERLING FINANCIAL INS GRP INC	1,124,589	- %	99.96 %
90	L	3891	GLOBAL ATLANTIC GRP	1,043,698	- %	99.96 %
91	L H	917	HCSC GRP	1,025,440	- %	99.96 %
92	L	1216	TIAA FAMILY GRP	1,010,221	- %	99.97 %
93	L	4925	KUVARE GRP	1,003,591	- %	99.97 %
94	L	581	BOSTON MUT GRP	917,095	- %	99.97 %
95	L	769	GREAT WEST GRP	772,362	- %	99.97 %
96	H	11182	JOHN D KERNAN DMD PA	748,420	- %	99.97 %
97	L	200	UNITED SERV AUTOMOBILE ASSN GRP	737,158	- %	99.98 %
98	L	619	ONEAMERICA FIN PARTNERS GRP	633,197	- %	99.98 %
99	L	408	BROOKFIELD ASSET MGMT REINS PARTNERS	580,360	- %	99.98 %
100	L	5014	EVERLAKE HOLDINGS GRP	557,236	- %	99.98 %
101	L	440	REGAL REINS GRP	477,630	- %	99.98 %
102	L	181	SWISS RE GRP	462,194	- %	99.98 %
103	L	572	BCBS OF MI GRP	456,042	- %	99.98 %
104	L	634	NATIONAL LIFE GRP	437,011	- %	99.99 %
105	L	872	BANNER LIFE GRP	417,153	- %	99.99 %
106	L	850	PENN MUT GRP	413,599	- %	99.99 %
107	L	7	FEDERATED MUT GRP	392,214	- %	99.99 %
108	L	64580	ILLINOIS MUT LIFE INS CO	384,507	- %	99.99 %
109	L	449	FINANCIAL HOLDINGS GRP	376,948	- %	99.99 %
110	H	11246	GROUP DENTAL HLTH ADMINISTRATORS INC	359,338	- %	99.99 %
111	L	4213	WILTON RE GRP	308,900	- %	99.99 %
112	L	4736	GGC GRP	283,287	- %	99.99 %
113	L	4926	TALCOTT HOLDINGS GRP	252,197	- %	99.99 %
114	L	3527	WELLABE MUT HOLDING CO GRP	214,441	- %	99.99 %
115	L	77879	5 STAR LIFE INS CO	208,938	- %	99.99 %
116	L	2858	HOMESHIELD CAPITAL GRP	198,815	- %	99.99 %
117	L	4734	APOLLO GLOBAL MGMT GRP	189,232	- %	99.99 %
118	L	918	JACKSON NATL GRP	173,405	- %	100.00 %
119	L	58181	SUPREME COUNCIL THE ROYAL ARCANUM	169,965	- %	100.00 %
120	L	56413	UNITED TRANSPORTATION UNION INS ASSN	169,440	- %	100.00 %
121	L	588	KANSAS CITY LIFE INS GRP	157,781	- %	100.00 %
122	L	5021	ONEMAIN HOLDINGS INC GRP	137,098	- %	100.00 %
123	L	690	CENTRAL STATES GRP	133,441	- %	100.00 %
124	L	5026	21ST CENTURY LIFE & HEALTH CO GRP	133,241	- %	100.00 %
125	H	1230	CAPITAL BLUE CROSS GRP	103,164	- %	100.00 %
			<b>**TOTAL**</b>	<b>42,065,915,168</b>	<b>100.00%</b>	<b>100.00 %</b>

**ACCIDENT and HEALTH INSURANCE INDUSTRY  
PROPERTY/CASUALTY, LIFE/HEALTH and HEALTH INSURERS  
2022 MARKET SHARE REPORT - TOTAL PREMIUM**

**New Mexico**

Rank	Business Type	Group/ Company Code	Group/Company Name	Direct Written Premium	Market Share	Cumulative Market Share
1	H	481	PRESBYTERIAN HLTHCARE SERV GRP	4,088,444,784	37.58%	37.58 %
2	LH	917	HCSC GRP	3,570,380,965	32.82%	70.40 %
3	LH	707	UNITEDHEALTH GRP	910,551,880	8.37%	78.77 %
4	LH	1295	CENTENE CORP GRP	742,684,032	6.83%	85.60 %
5	H	119	HUMANA GRP	560,615,792	5.15%	90.75 %
6	H	4887	BRIGHT HLTH GRP	158,464,569	1.46%	92.21 %
7	LH	1	CVS GRP	131,918,923	1.21%	93.42 %
8	H	1531	MOLINA HEALTHCARE INC GRP	116,839,265	1.07%	94.49 %
9	LH	901	CIGNA HLTH GRP	110,318,785	1.01%	95.51 %
10	LH	477	RENAISSANCE HLTH SERV CORP GRP	67,174,821	0.62%	96.13 %
11	LH	261	MUTUAL OF OMAHA GRP	37,624,563	0.35%	96.47 %
12	LH	671	ELEVANCE HLTH INC GRP	35,070,454	0.32%	96.79 %
13	L	370	AFLAC GRP	34,270,510	0.32%	97.11 %
14	L	241	METROPOLITAN GRP	33,265,886	0.31%	97.41 %
15	L	565	UNUM GRP	23,255,843	0.21%	97.63 %
16	H	4976	FRIDAY HLTH PLANS GRP	18,296,949	0.17%	97.80 %
17	L	91	HARTFORD FIRE & CAS GRP	14,877,311	0.14%	97.93 %
18	L	826	NEW YORK LIFE GRP	12,438,703	0.11%	98.05 %
19	L	4011	GENWORTH FIN GRP	11,744,606	0.11%	98.16 %
20	L	20	LINCOLN NATL GRP	11,465,872	0.11%	98.26 %
21	L	332	PRINCIPAL FIN GRP	10,039,166	0.09%	98.35 %
22	H	1189	VISION SERV PLAN GRP	9,770,578	0.09%	98.44 %
23	H	4958	CHRISTUS HLTH GRP	8,594,566	0.08%	98.52 %
24	L	1348	MEIJI YASUDA LIFE INS GRP	8,196,930	0.08%	98.60 %
25	L	860	NORTHWESTERN MUT GRP	8,029,818	0.07%	98.67 %
26	L	904	JOHN HANCOCK GRP	7,717,597	0.07%	98.74 %
27	L	304	PRUDENTIAL OF AMER GRP	7,650,400	0.07%	98.81 %
28	LH	812	HIGHMARK GRP	7,609,732	0.07%	98.88 %
29	L	468	AEGON US HOLDING GRP	7,506,024	0.07%	98.95 %
30	L	3098	TOKIO MARINE HOLDINGS INC GRP	7,353,927	0.07%	99.02 %
31	L	8	ALLSTATE INS GRP	7,205,301	0.07%	99.09 %
32	L	661	BCBS OF SC GRP	5,972,225	0.05%	99.14 %
33	L	290	GLOBE LIFE INC GRP	5,733,844	0.05%	99.19 %
34	L	429	GUARDIAN LIFE GRP	5,604,769	0.05%	99.24 %
35	L	943	AMERITAS MUT HOLDING GRP	4,887,857	0.04%	99.29 %
36	L	200	UNITED SERV AUTOMOBILE ASSN GRP	4,384,503	0.04%	99.33 %
37	L	330	AMERICAN FIDELITY CORP GRP	4,241,971	0.04%	99.37 %
38	LH	549	SUN LIFE FINANCIAL INC GRP	4,078,447	0.04%	99.41 %
39	L	306	TRUSTAGE GRP	3,945,293	0.04%	99.44 %
40	L	233	CNO FINANCIAL GRP	3,919,853	0.04%	99.48 %
41	L	869	MINNESOTA MUT GRP	3,912,833	0.04%	99.51 %
42	L	4855	SUMITOMO LIFE INS GRP	3,482,459	0.03%	99.55 %
43	H	12747	ELIXIR INS CO	2,959,409	0.03%	99.57 %
44	H	2479	DENTEGRA GRP	2,922,195	0.03%	99.60 %
45	L	4832	VOYA FINANCIAL GRP	2,777,736	0.03%	99.63 %
46	L	435	MASS MUT LIFE INS GRP	2,735,017	0.03%	99.65 %
47	L	71404	CONTINENTAL GEN INS CO	2,596,100	0.02%	99.67 %
48	L	140	NATIONWIDE CORP GRP	2,559,989	0.02%	99.70 %
49	L	451	FIDELITY SECURITY GRP	1,778,537	0.02%	99.71 %
50	L	1117	MANHATTAN LIFE GRP	1,609,385	0.01%	99.73 %
51	L	98	WR BERKLEY CORP GRP	1,483,129	0.01%	99.74 %
52	L	1211	NATIONAL GUARDIAN LIFE INS GRP	1,425,394	0.01%	99.76 %
53	L	90638	BEST LIFE & HLTH INS CO	1,330,269	0.01%	99.77 %
54	L	730	MEDICAL MUT OF OH GRP	1,253,540	0.01%	99.78 %
55	L	4888	STERLING FINANCIAL INS GRP INC	1,076,609	0.01%	99.79 %
56	L	836	WEST SOUTHERN GRP	1,051,694	0.01%	99.80 %
57	L	4	AMERIPRISE FIN GRP	1,024,198	0.01%	99.81 %
58	L	587	ATLANTIC AMER GRP	959,309	0.01%	99.82 %
59	L	367	PHYSICIANS MUT GRP	938,713	0.01%	99.83 %
60	L	761	ALLIANZ INS GRP	922,496	0.01%	99.83 %
61	L	3527	WELLABE MUT HOLDING CO GRP	850,845	0.01%	99.84 %
62	L	4862	ASSURITY GRP	820,666	0.01%	99.85 %
63	L	687	GUARANTEE TRUST GRP	722,263	0.01%	99.86 %
64	L	212	ZURICH INS GRP	622,590	0.01%	99.86 %

**ACCIDENT and HEALTH INSURANCE INDUSTRY  
PROPERTY/CASUALTY, LIFE/HEALTH and HEALTH INSURERS  
2022 MARKET SHARE REPORT - TOTAL PREMIUM**

**New Mexico**

Rank	Business Type	Group/ Company Code	Group/Company Name	Direct Written Premium	Market Share	Cumulative Market Share
65	L	520	NEW ERA LIFE GRP	617,277	0.01%	99.87 %
66	L	408	BROOKFIELD ASSET MGMT REINS PARTNERS	591,923	0.01%	99.87 %
67	L	56014	THRIVENT FINANCIAL FOR LUTHERANS	589,350	0.01%	99.88 %
68	L	276	TRUSTMARK MUT HOLDING CO GRP	580,104	0.01%	99.88 %
69	L	626	CHUBB LTD GRP	570,851	0.01%	99.89 %
70	L	619	ONEAMERICA FIN PARTNERS GRP	539,542	- %	99.89 %
71	L	525	PAN AMER LIFE GRP	538,979	- %	99.90 %
72	L	93521	GRANULAR INS CO	512,148	- %	99.90 %
73	L	4903	CALTON HOLDINGS GRP	510,168	- %	99.91 %
74	L	458	DAI-ICHI LIFE HOLDINGS INC GRP	484,738	- %	99.91 %
75	L	781	UNION LABOR GRP	459,953	- %	99.92 %
76	L	58033	KNIGHTS OF COLUMBUS	446,182	- %	99.92 %
77	L	71471	ABILITY INS CO	435,255	- %	99.93 %
78	L	11121	UNIFIED LIFE INS CO	430,740	- %	99.93 %
79	L	12	AMERICAN INTL GRP	408,236	- %	99.93 %
80	L	918	JACKSON NATL GRP	377,591	- %	99.94 %
81	L	449	FINANCIAL HOLDINGS GRP	374,355	- %	99.94 %
82	L	588	KANSAS CITY LIFE INS GRP	333,957	- %	99.94 %
83	L	4932	BRIGHTHOUSE HOLDINGS GRP	328,845	- %	99.95 %
84	L	4853	AAA LIFE GRP	294,480	- %	99.95 %
85	L	4922	ENTERPRISE INVESTMENTS GRP	292,801	- %	99.95 %
86	L	572	BCBS OF MI GRP	281,021	- %	99.95 %
87	L	7	FEDERATED MUT GRP	268,187	- %	99.96 %
88	L	300	HORACE MANN GRP	258,802	- %	99.96 %
89	H	4979	ZING HLTH ENTERPRISES GRP	227,565	- %	99.96 %
90	L	66214	HEARTLAND NATL LIFE INS CO	200,610	- %	99.96 %
91	L	181	SWISS RE GRP	185,694	- %	99.96 %
92	L	3891	GLOBAL ATLANTIC GRP	185,308	- %	99.97 %
93	L	4803	SHELTERPOINT GRP INC	182,884	- %	99.97 %
94	H	4933	COMPREHENSIVE MOBILE GRP	177,556	- %	99.97 %
95	L	350	GENERAL ELECTRIC GRP	176,721	- %	99.97 %
96	L	4824	ADVANTAGE CAPITAL GRP	163,957	- %	99.97 %
97	L	4965	EQUITABLE HOLDINGS INC GRP	163,537	- %	99.97 %
98	L	1186	LIFETIME HLTHCARE GRP	159,614	- %	99.98 %
99	L	69132	STATE MUT INS CO	157,833	- %	99.98 %
100	L	4925	KUVARE GRP	153,531	- %	99.98 %
101	L	69337	AMERICAN FIN SECURITY LIFE INS CO	143,175	- %	99.98 %
102	L	704	CONSTELLATION INS HOLDINGS GRP	135,032	- %	99.98 %
103	L	4213	WILTON RE GRP	123,798	- %	99.98 %
104	L	3436	LIBERTY LIFE GRP TRUST GRP	123,354	- %	99.98 %
105	L	50	COUNTRY INS & FIN SERV GRP	120,245	- %	99.98 %
106	L	769	GREAT WEST GRP	118,356	- %	99.99 %
107	L	64580	ILLINOIS MUT LIFE INS CO	107,515	- %	99.99 %
108	L	5014	EVERLAKE HOLDINGS GRP	100,190	- %	99.99 %
109	L	1216	TIAA FAMILY GRP	96,242	- %	99.99 %
110	L	2858	HOMESHIELD CAPITAL GRP	87,022	- %	99.99 %
111	L	4736	GGC GRP	85,272	- %	99.99 %
112	L	5021	ONEMAIN HOLDINGS INC GRP	85,151	- %	99.99 %
113	L	4947	PROSPERITY LIFE INS GRP	77,206	- %	99.99 %
114	L	574	AMERCO CORP GRP	75,411	- %	99.99 %
115	L	4926	TALCOTT HOLDINGS GRP	72,292	- %	99.99 %
116	L	215	KEMPER CORP GRP	59,765	- %	99.99 %
117	L	77879	5 STAR LIFE INS CO	58,248	- %	99.99 %
118	L	4989	SENECA INTL LTD GRP	53,156	- %	99.99 %
119	L	872	BANNER LIFE GRP	51,833	- %	100.00 %
120	L	4734	APOLLO GLOBAL MGMT GRP	37,479	- %	100.00 %
121	L	60216	AMALGAMATED LIFE INS CO	36,122	- %	100.00 %
122	L	150	OLD REPUBLIC GRP	35,908	- %	100.00 %
123	L	57320	WOODMEN WORLD LIFE INS SOC	32,366	- %	100.00 %
124	L	57347	CATHOLIC LIFE INS	30,367	- %	100.00 %
125	L	4712	GPM LIFE GRP	28,739	- %	100.00 %
			<b>**TOTAL**</b>	<b>10,878,913,924</b>	<b>100.00%</b>	<b>100.00 %</b>

**ACCIDENT and HEALTH INSURANCE INDUSTRY  
PROPERTY/CASUALTY, LIFE/HEALTH and HEALTH INSURERS  
2022 MARKET SHARE REPORT - TOTAL PREMIUM**

New York

Rank	Business Type	Group/ Company Code	Group/Company Name	Direct Written Premium	Market Share	Cumulative Market Share
1	LH	707	UNITEDHEALTH GRP	17,626,250,999	24.71%	24.71 %
2	LH	1186	LIFETIME HLTHCARE GRP	6,518,637,228	9.14%	33.85 %
3	H	1127	EMBLEM HLTH GRP	6,366,874,673	8.93%	42.78 %
4	H	4778	HEALTHFIRST INC GRP	4,959,002,816	6.95%	49.73 %
5	LH	671	ELEVANCE HLTH INC GRP	4,938,821,393	6.92%	56.65 %
6	LH	1	CVS GRP	4,925,258,774	6.91%	63.56 %
7	H	1198	MVP GRP	3,496,999,428	4.90%	68.46 %
8	LH	812	HIGHMARK GRP	3,178,314,752	4.46%	72.92 %
9	H	4708	CDPHP INC GRP	2,618,915,095	3.67%	76.59 %
10	H	4894	INDEPENDENT HLTH ASSN GRP	2,082,392,935	2.92%	79.51 %
11	LH	901	CIGNA HLTH GRP	1,858,502,430	2.61%	82.11 %
12	H	119	HUMANA GRP	1,664,800,576	2.33%	84.45 %
13	LH	1295	CENTENE CORP GRP	1,275,345,867	1.79%	86.24 %
14	H	95662	ELDERPLAN INC	1,257,404,347	1.76%	88.00 %
15	L	241	METROPOLITAN GRP	972,634,411	1.36%	89.36 %
16	H	1531	MOLINA HEALTHCARE INC GRP	964,227,478	1.35%	90.72 %
17	L	429	GUARDIAN LIFE GRP	620,182,404	0.87%	91.58 %
18	L	565	UNUM GRP	533,176,028	0.75%	92.33 %
19	L	4803	SHELTERPOINT GRP INC	514,004,588	0.72%	93.05 %
20	L	91	HARTFORD FIRE & CAS GRP	447,594,474	0.63%	93.68 %
21	L	3098	TOKIO MARINE HOLDINGS INC GRP	423,374,389	0.59%	94.27 %
22	L	826	NEW YORK LIFE GRP	375,021,691	0.53%	94.80 %
23	L	370	AFLAC GRP	326,057,689	0.46%	95.26 %
24	L	20	LINCOLN NATL GRP	297,604,746	0.42%	95.67 %
25	L	549	SUN LIFE FINANCIAL INC GRP	228,801,438	0.32%	95.99 %
26	H	2479	DENTEGRA GRP	220,072,091	0.31%	96.30 %
27	L	4011	GENWORTH FIN GRP	187,771,956	0.26%	96.57 %
28	L	304	PRUDENTIAL OF AMER GRP	165,059,001	0.23%	96.80 %
29	L	860	NORTHWESTERN MUT GRP	150,206,078	0.21%	97.01 %
30	H	4818	OSCAR HEALTH INC GRP	150,012,759	0.21%	97.22 %
31	L	904	JOHN HANCOCK GRP	148,025,918	0.21%	97.43 %
32	H	16466	ICIRCLE SERV OF THE FINGER LAKES INC	139,786,698	0.20%	97.62 %
33	L	626	CHUBB LTD GRP	127,364,844	0.18%	97.80 %
34	L	261	MUTUAL OF OMAHA GRP	118,572,329	0.17%	97.97 %
35	L	1348	MEIJI YASUDA LIFE INS GRP	106,326,669	0.15%	98.12 %
36	H	1189	VISION SERV PLAN GRP	100,108,392	0.14%	98.26 %
37	L	468	AEGON US HOLDING GRP	95,467,929	0.13%	98.39 %
38	H	81264	NIPPON LIFE INS CO OF AMER	93,512,079	0.13%	98.52 %
39	L	332	PRINCIPAL FIN GRP	88,059,514	0.12%	98.65 %
40	L	435	MASS MUT LIFE INS GRP	84,022,645	0.12%	98.76 %
41	L	4832	VOYA FINANCIAL GRP	66,071,165	0.09%	98.86 %
42	L	451	FIDELITY SECURITY GRP	63,283,806	0.09%	98.94 %
43	L	4855	SUMITOMO LIFE INS GRP	63,099,950	0.09%	99.03 %
44	H	47112	DENTCARE DELIVERY SYSTEMS INC	52,511,939	0.07%	99.11 %
45	L	290	GLOBE LIFE INC GRP	50,026,388	0.07%	99.18 %
46	L	781	UNION LABOR GRP	48,858,466	0.07%	99.25 %
47	L	943	AMERITAS MUT HOLDING GRP	48,032,372	0.07%	99.31 %
48	H	16621	HAMASPIK INC	43,834,918	0.06%	99.37 %
49	H	12976	CATHOLIC SPECIAL NEEDS PLAN LLC	40,873,895	0.06%	99.43 %
50	L	98	WR BERKLEY CORP GRP	36,634,282	0.05%	99.48 %
51	L	4932	BRIGHTHOUSE HOLDINGS GRP	30,781,349	0.04%	99.53 %
52	L	4965	EQUITABLE HOLDINGS INC GRP	25,553,310	0.04%	99.56 %
53	L	836	WEST SOUTHERN GRP	25,145,207	0.04%	99.60 %
54	H	4920	LONGEVITY HLTH GRP	23,225,381	0.03%	99.63 %
55	H	12747	ELIXIR INS CO	22,864,574	0.03%	99.66 %
56	L	661	BCBS OF SC GRP	21,344,191	0.03%	99.69 %
57	L	60216	AMALGAMATED LIFE INS CO	16,501,704	0.02%	99.71 %
58	L	477	RENAISSANCE HLTH SERV CORP GRP	14,335,892	0.02%	99.73 %
59	L	233	CNO FINANCIAL GRP	13,464,204	0.02%	99.75 %
60	L	4	AMERIPRISE FIN GRP	12,799,038	0.02%	99.77 %
61	L	4213	WILTON RE GRP	12,556,340	0.02%	99.79 %
62	L	306	TRUSTAGE GRP	11,705,204	0.02%	99.81 %
63	L	140	NATIONWIDE CORP GRP	11,100,974	0.02%	99.82 %
64	L	8	ALLSTATE INS GRP	10,659,138	0.01%	99.84 %



**ACCIDENT and HEALTH INSURANCE INDUSTRY  
PROPERTY/CASUALTY, LIFE/HEALTH and HEALTH INSURERS  
2022 MARKET SHARE REPORT - TOTAL PREMIUM**

New York

Rank	Business Type	Group/ Company Code	Group/Company Name	Direct Written Premium	Market Share	Cumulative Market Share
65	L	23	BCS INS GRP	9,862,087	0.01%	99.85 %
66	L	12	AMERICAN INTL GRP	8,727,273	0.01%	99.86 %
67	L	212	ZURICH INS GRP	7,944,181	0.01%	99.87 %
68	L	276	TRUSTMARK MUT HOLDING CO GRP	7,206,064	0.01%	99.88 %
69	H	55271	PUPIL BENEFITS PLAN INC	6,580,869	0.01%	99.89 %
70	H	4887	BRIGHT HLTH GRP	6,386,237	0.01%	99.90 %
71	L	19	ASSURANT INC GRP	6,341,445	0.01%	99.91 %
72	L	367	PHYSICIANS MUT GRP	6,227,668	0.01%	99.92 %
73	L	869	MINNESOTA MUT GRP	6,086,369	0.01%	99.93 %
74	L	581	BOSTON MUT GRP	6,017,828	0.01%	99.94 %
75	L	458	DAI-ICHI LIFE HOLDINGS INC GRP	5,498,171	0.01%	99.94 %
76	L	4926	TALCOTT HOLDINGS GRP	4,202,398	0.01%	99.95 %
77	L	1117	MANHATTAN LIFE GRP	3,023,273	- %	99.95 %
78	L	761	ALLIANZ INS GRP	2,945,768	- %	99.96 %
79	H	2838	CHE TRINITY INC GRP	2,778,292	- %	99.96 %
80	L	1216	TIAA FAMILY GRP	2,733,408	- %	99.97 %
81	L	58033	KNIGHTS OF COLUMBUS	2,434,346	- %	99.97 %
82	L	58009	POLICE & FIREMENS INS ASSN	1,759,389	- %	99.97 %
83	L	587	ATLANTIC AMER GRP	1,716,393	- %	99.97 %
84	L	850	PENN MUT GRP	1,695,354	- %	99.98 %
85	L	769	GREAT WEST GRP	1,645,469	- %	99.98 %
86	L	300	HORACE MANN GRP	1,598,810	- %	99.98 %
87	L	408	BROOKFIELD ASSET MGMT REINS PARTNERS	1,481,593	- %	99.98 %
88	L	810	PENN TREATY AMER GRP	1,270,152	- %	99.98 %
89	L	634	NATIONAL LIFE GRP	1,243,369	- %	99.99 %
90	L	56014	THRIVENT FINANCIAL FOR LUTHERANS	1,114,223	- %	99.99 %
91	L	872	BANNER LIFE GRP	1,042,968	- %	99.99 %
92	L	4862	ASSURITY GRP	985,983	- %	99.99 %
93	L	71404	CONTINENTAL GEN INS CO	882,611	- %	99.99 %
94	L	200	UNITED SERV AUTOMOBILE ASSN GRP	814,628	- %	99.99 %
95	L	440	REGAL REINS GRP	708,585	- %	99.99 %
96	L	704	CONSTELLATION INS HOLDINGS GRP	660,517	- %	100.00 %
97	L	4734	APOLLO GLOBAL MGMT GRP	599,616	- %	100.00 %
98	L	330	AMERICAN FIDELITY CORP GRP	500,974	- %	100.00 %
99	L	4736	GGC GRP	422,954	- %	100.00 %
100	L	7	FEDERATED MUT GRP	256,790	- %	100.00 %
101	L	68772	SECURITY MUT LIFE INS CO OF NY	253,099	- %	100.00 %
102	L	88668	MUTUAL OF AMER LIFE INS CO	242,788	- %	100.00 %
103	L	5014	EVERLAKE HOLDINGS GRP	203,148	- %	100.00 %
104	L	3527	WELLABE MUT HOLDING CO GRP	189,857	- %	100.00 %
105	L	3891	GLOBAL ATLANTIC GRP	171,167	- %	100.00 %
106	L	687	GUARANTEE TRUST GRP	157,881	- %	100.00 %
107	L	572	BCBS OF MI GRP	143,583	- %	100.00 %
108	L	918	JACKSON NATL GRP	119,197	- %	100.00 %
109	L	449	FINANCIAL HOLDINGS GRP	96,293	- %	100.00 %
110	L	525	PAN AMER LIFE GRP	91,196	- %	100.00 %
111	L	574	AMERCO CORP GRP	87,293	- %	100.00 %
112	L	4888	STERLING FINANCIAL INS GRP INC	85,287	- %	100.00 %
113	L	77879	5 STAR LIFE INS CO	80,838	- %	100.00 %
114	L	5045	DAYFORWARD INC GRP	79,526	- %	100.00 %
115	L	4853	AAA LIFE GRP	68,195	- %	100.00 %
116	H	11082	SINGLE VISION SOLUTION INC	63,489	- %	100.00 %
117	L	4712	GPM LIFE GRP	60,375	- %	100.00 %
118	L	56413	UNITED TRANSPORTATION UNION INS ASSN	58,707	- %	100.00 %
119	L	4750	PRIMERICA GRP	58,571	- %	100.00 %
120	L	56456	UNITED STATES LETTER CARRIERS MUT BE	58,543	- %	100.00 %
121	L	690	CENTRAL STATES GRP	58,520	- %	100.00 %
122	H	4696	VISION BENEFITS GRP	58,456	- %	100.00 %
123	L	64580	ILLINOIS MUT LIFE INS CO	56,089	- %	100.00 %
124	L	50	COUNTRY INS & FIN SERV GRP	55,806	- %	100.00 %
125	L	730	MEDICAL MUT OF OH GRP	48,150	- %	100.00 %
			<b>**TOTAL**</b>	<b>71,326,900,177</b>	<b>100.00%</b>	<b>100.00 %</b>

**ACCIDENT and HEALTH INSURANCE INDUSTRY  
PROPERTY/CASUALTY, LIFE/HEALTH and HEALTH INSURERS  
2022 MARKET SHARE REPORT - TOTAL PREMIUM**

**North Carolina**

Rank	Business Type	Group/ Company Code	Group/Company Name	Direct Written Premium	Market Share	Cumulative Market Share
1	H	758	BCBS OF NC GRP	11,340,204,964	29.67%	29.67 %
2	LH	707	UNITEDHEALTH GRP	9,127,112,866	23.88%	53.55 %
3	H	119	HUMANA GRP	4,909,186,784	12.84%	66.39 %
4	LH	1295	CENTENE CORP GRP	3,203,983,087	8.38%	74.78 %
5	LH	1	CVS GRP	2,425,716,069	6.35%	81.12 %
6	H	936	INDEPENDENCE HLTH GRP INC GRP	1,376,235,736	3.60%	84.72 %
7	LH	901	CIGNA HLTH GRP	1,066,932,021	2.79%	87.51 %
8	H	4887	BRIGHT HLTH GRP	730,606,485	1.91%	89.43 %
9	L	241	METROPOLITAN GRP	355,525,443	0.93%	90.36 %
10	L	565	UNUM GRP	333,939,238	0.87%	91.23 %
11	LH	261	MUTUAL OF OMAHA GRP	264,260,063	0.69%	91.92 %
12	L	370	AFLAC GRP	184,971,286	0.48%	92.41 %
13	H	15685	CARE N CARE INS CO OF NC	169,828,675	0.44%	92.85 %
14	L	20	LINCOLN NATL GRP	139,811,680	0.37%	93.22 %
15	LH	477	RENAISSANCE HLTH SERV CORP GRP	129,631,664	0.34%	93.55 %
16	L	549	SUN LIFE FINANCIAL INC GRP	128,599,941	0.34%	93.89 %
17	L	91	HARTFORD FIRE & CAS GRP	123,677,099	0.32%	94.21 %
18	H	1192	CARLE HOLDING CO GRP	108,798,184	0.28%	94.50 %
19	L	826	NEW YORK LIFE GRP	105,774,415	0.28%	94.78 %
20	L	429	GUARDIAN LIFE GRP	105,526,525	0.28%	95.05 %
21	L	332	PRINCIPAL FIN GRP	102,526,222	0.27%	95.32 %
22	L	4011	GENWORTH FIN GRP	90,117,889	0.24%	95.56 %
23	L	4832	VOYA FINANCIAL GRP	88,036,870	0.23%	95.79 %
24	L	860	NORTHWESTERN MUT GRP	86,144,247	0.23%	96.01 %
25	L	943	AMERITAS MUT HOLDING GRP	84,519,243	0.22%	96.23 %
26	H	4976	FRIDAY HLTH PLANS GRP	83,032,946	0.22%	96.45 %
27	H	1189	VISION SERV PLAN GRP	78,004,098	0.20%	96.65 %
28	L	3098	TOKIO MARINE HOLDINGS INC GRP	74,528,036	0.19%	96.85 %
29	L	8	ALLSTATE INS GRP	70,393,444	0.18%	97.03 %
30	L	904	JOHN HANCOCK GRP	59,935,816	0.16%	97.19 %
31	L	233	CNO FINANCIAL GRP	57,226,288	0.15%	97.34 %
32	L	4855	SUMITOMO LIFE INS GRP	48,021,359	0.13%	97.47 %
33	L	304	PRUDENTIAL OF AMER GRP	44,456,500	0.12%	97.58 %
34	L	1348	MEIJI YASUDA LIFE INS GRP	40,655,229	0.11%	97.69 %
35	L	451	FIDELITY SECURITY GRP	40,568,793	0.11%	97.79 %
36	H	16593	TROY HLTH INC	39,746,321	0.10%	97.90 %
37	H	16328	EXPERIENCE HLTH INC	39,510,604	0.10%	98.00 %
38	L	468	AEGON US HOLDING GRP	36,388,848	0.10%	98.10 %
39	L	661	BCBS OF SC GRP	34,871,021	0.09%	98.19 %
40	L	290	GLOBE LIFE INC GRP	31,958,106	0.08%	98.27 %
41	L	435	MASS MUT LIFE INS GRP	31,488,737	0.08%	98.35 %
42	H	4920	LONGEVITY HLTH GRP	30,443,220	0.08%	98.43 %
43	L	1211	NATIONAL GUARDIAN LIFE INS GRP	29,014,228	0.08%	98.51 %
44	H	16170	LIBERTY ADVANTAGE LLC	27,961,915	0.07%	98.58 %
45	H	12747	ELIXIR INS CO	26,519,189	0.07%	98.65 %
46	L	626	CHUBB LTD GRP	22,810,885	0.06%	98.71 %
47	L	3527	WELLABE MUT HOLDING CO GRP	20,147,353	0.05%	98.76 %
48	L	869	MINNESOTA MUT GRP	20,103,228	0.05%	98.82 %
49	L	619	ONEAMERICA FIN PARTNERS GRP	19,152,931	0.05%	98.87 %
50	L	1117	MANHATTAN LIFE GRP	18,456,622	0.05%	98.92 %
51	L	98	WR BERKLEY CORP GRP	18,197,877	0.05%	98.96 %
52	H	4972	ALIGNMENT HEALTHCARE HOLDINGS GRP	17,805,578	0.05%	99.01 %
53	L	200	UNITED SERV AUTOMOBILE ASSN GRP	17,456,534	0.05%	99.06 %
54	L	687	GUARANTEE TRUST GRP	15,517,225	0.04%	99.10 %
55	L	306	TRUSTAGE GRP	13,825,310	0.04%	99.13 %
56	L	876	ARKANSAS BCBS GRP	13,769,429	0.04%	99.17 %
57	L	367	PHYSICIANS MUT GRP	13,185,036	0.03%	99.20 %
58	L	140	NATIONWIDE CORP GRP	12,981,316	0.03%	99.24 %
59	L	61921	CITIZENS SECURITY LIFE INS CO	12,647,193	0.03%	99.27 %
60	L	525	PAN AMER LIFE GRP	12,357,493	0.03%	99.30 %
61	L	836	WEST SOUTHERN GRP	12,102,719	0.03%	99.33 %
62	L	71404	CONTINENTAL GEN INS CO	11,431,606	0.03%	99.36 %
63	LH	812	HIGHMARK GRP	11,274,409	0.03%	99.39 %
64	L	520	NEW ERA LIFE GRP	11,172,424	0.03%	99.42 %

**ACCIDENT and HEALTH INSURANCE INDUSTRY  
PROPERTY/CASUALTY, LIFE/HEALTH and HEALTH INSURERS  
2022 MARKET SHARE REPORT - TOTAL PREMIUM**

**North Carolina**

Rank	Business Type	Group/ Company Code	Group/Company Name	Direct Written Premium	Market Share	Cumulative Market Share
65	LH	4794	GROUP 1001 INS HOLDINGS GRP	9,590,763	0.03%	99.45 %
66	L	56014	THRIVENT FINANCIAL FOR LUTHERANS	9,522,934	0.02%	99.47 %
67	L	4	AMERIPRISE FIN GRP	8,929,700	0.02%	99.50 %
68	L	4965	EQUITABLE HOLDINGS INC GRP	8,839,600	0.02%	99.52 %
69	H	2479	DENTEGRA GRP	8,198,171	0.02%	99.54 %
70	H	4921	UNICO PREMIER GRP	7,740,130	0.02%	99.56 %
71	L	300	HORACE MANN GRP	7,428,927	0.02%	99.58 %
72	L	761	ALLIANZ INS GRP	7,102,404	0.02%	99.60 %
73	L	276	TRUSTMARK MUT HOLDING CO GRP	7,017,880	0.02%	99.62 %
74	L	330	AMERICAN FIDELITY CORP GRP	6,194,986	0.02%	99.63 %
75	L	4888	STERLING FINANCIAL INS GRP INC	5,878,184	0.02%	99.65 %
76	L	4932	BRIGHTHOUSE HOLDINGS GRP	5,297,273	0.01%	99.66 %
77	L	68896	SOUTHERN FARM BUREAU LIFE INS CO	5,263,296	0.01%	99.68 %
78	L	4824	ADVANTAGE CAPITAL GRP	5,103,153	0.01%	99.69 %
79	L	730	MEDICAL MUT OF OH GRP	4,965,102	0.01%	99.70 %
80	L	90638	BEST LIFE & HLTH INS CO	4,558,019	0.01%	99.71 %
81	L	31	BERKSHIRE HATHAWAY GRP	4,151,102	0.01%	99.73 %
82	L	23	BCS INS GRP	3,969,343	0.01%	99.74 %
83	L	4947	PROSPERITY LIFE INS GRP	3,815,476	0.01%	99.75 %
84	L	4922	ENTERPRISE INVESTMENTS GRP	3,642,901	0.01%	99.76 %
85	H	115	DELTA DENTAL PLAN OF IL GRP	3,610,997	0.01%	99.76 %
86	H	4818	OSCAR HEALTH INC GRP	3,478,791	0.01%	99.77 %
87	L	671	ELEVANCE HLTH INC GRP	3,452,186	0.01%	99.78 %
88	L	4862	ASSURITY GRP	3,412,610	0.01%	99.79 %
89	L	181	SWISS RE GRP	3,387,678	0.01%	99.80 %
90	L	66214	HEARTLAND NATL LIFE INS CO	3,355,793	0.01%	99.81 %
91	L	1186	LIFETIME HLTHCARE GRP	3,346,540	0.01%	99.82 %
92	L	458	DAI-ICHI LIFE HOLDINGS INC GRP	3,219,291	0.01%	99.83 %
93	L	12	AMERICAN INTL GRP	3,157,690	0.01%	99.83 %
94	L	4712	GPM LIFE GRP	3,085,003	0.01%	99.84 %
95	L	587	ATLANTIC AMER GRP	3,001,018	0.01%	99.85 %
96	L	588	KANSAS CITY LIFE INS GRP	2,953,866	0.01%	99.86 %
97	L	69337	AMERICAN FIN SECURITY LIFE INS CO	2,903,982	0.01%	99.87 %
98	L	93521	GRANULAR INS CO	2,858,195	0.01%	99.87 %
99	L	704	CONSTELLATION INS HOLDINGS GRP	2,611,951	0.01%	99.88 %
100	L	3891	GLOBAL ATLANTIC GRP	2,539,473	0.01%	99.89 %
101	L	574	AMERCO CORP GRP	2,347,516	0.01%	99.89 %
102	L	212	ZURICH INS GRP	2,051,238	0.01%	99.90 %
103	L	408	BROOKFIELD ASSET MGMT REINS PARTNERS	1,907,866	- %	99.90 %
104	L	64580	ILLINOIS MUT LIFE INS CO	1,832,769	- %	99.91 %
105	L	4853	AAA LIFE GRP	1,832,143	- %	99.91 %
106	L	4213	WILTON RE GRP	1,823,448	- %	99.92 %
107	L	572	BCBS OF MI GRP	1,554,895	- %	99.92 %
108	L	7	FEDERATED MUT GRP	1,548,815	- %	99.93 %
109	H	4979	ZING HLTH ENTERPRISES GRP	1,510,292	- %	99.93 %
110	L	449	FINANCIAL HOLDINGS GRP	1,475,423	- %	99.93 %
111	L	58033	KNIGHTS OF COLUMBUS	1,463,861	- %	99.94 %
112	L	917	HCSC GRP	1,449,919	- %	99.94 %
113	L	56499	ASSURED LIFE ASSN	1,231,610	- %	99.94 %
114	L	57320	WOODMEN WORLD LIFE INS SOC	1,186,146	- %	99.95 %
115	L	4734	APOLLO GLOBAL MGMT GRP	1,160,233	- %	99.95 %
116	L	4736	GGC GRP	1,158,870	- %	99.95 %
117	L	2858	HOMESHIELD CAPITAL GRP	1,157,693	- %	99.96 %
118	L	215	KEMPER CORP GRP	1,151,991	- %	99.96 %
119	L	4925	KUVARE GRP	964,259	- %	99.96 %
120	L	56693	GPU	929,944	- %	99.96 %
121	L	56383	ORDER OF UNITED COMMERCIAL TRAVELERS	759,341	- %	99.97 %
122	L	65412	LIFE INS CO OF AL	697,551	- %	99.97 %
123	L	3436	LIBERTY LIFE GRP TRUST GRP	674,985	- %	99.97 %
124	L	11121	UNIFIED LIFE INS CO	668,736	- %	99.97 %
125	L	280	AUTO OWNERS GRP	659,854	- %	99.97 %
			<b>**TOTAL**</b>	<b>38,221,541,972</b>	<b>100.00%</b>	<b>100.00 %</b>

**ACCIDENT and HEALTH INSURANCE INDUSTRY  
PROPERTY/CASUALTY, LIFE/HEALTH and HEALTH INSURERS  
2022 MARKET SHARE REPORT - TOTAL PREMIUM**

**North Dakota**

Rank	Business Type	Group/ Company Code	Group/Company Name	Direct Written Premium	Market Share	Cumulative Market Share
1	H	55891	BCBS OF ND	1,593,505,012	54.75%	54.75 %
2	H	1246	SANFORD HLTH GRP	546,777,987	18.79%	73.54 %
3	H	1552	MEDICA GRP	182,955,474	6.29%	79.83 %
4	LH	707	UNITEDHEALTH GRP	97,382,730	3.35%	83.17 %
5	H	119	HUMANA GRP	68,582,896	2.36%	85.53 %
6	L	370	AFLAC GRP	52,301,179	1.80%	87.33 %
7	LH	572	BCBS OF MI GRP	32,531,300	1.12%	88.44 %
8	LH	1	CVS GRP	26,569,143	0.91%	89.36 %
9	H	4959	STRATACOR GRP	24,652,490	0.85%	90.20 %
10	L	233	CNO FINANCIAL GRP	24,457,150	0.84%	91.05 %
11	L	565	UNUM GRP	18,772,497	0.65%	91.69 %
12	L	241	METROPOLITAN GRP	18,403,696	0.63%	92.32 %
13	LH	261	MUTUAL OF OMAHA GRP	18,288,932	0.63%	92.95 %
14	H	1258	HEALTHPARTNERS GRP	12,364,856	0.42%	93.38 %
15	L	1348	MEIJI YASUDA LIFE INS GRP	11,293,703	0.39%	93.76 %
16	LH	1295	CENTENE CORP GRP	10,901,872	0.37%	94.14 %
17	LH	901	CIGNA HLTH GRP	10,587,948	0.36%	94.50 %
18	L	468	AEGON US HOLDING GRP	10,148,447	0.35%	94.85 %
19	L	56014	THRIVENT FINANCIAL FOR LUTHERANS	9,641,988	0.33%	95.18 %
20	L	20	LINCOLN NATL GRP	8,135,574	0.28%	95.46 %
21	L	860	NORTHWESTERN MUT GRP	6,844,395	0.24%	95.70 %
22	L	4011	GENWORTH FIN GRP	6,730,516	0.23%	95.93 %
23	L	332	PRINCIPAL FIN GRP	6,459,205	0.22%	96.15 %
24	L	904	JOHN HANCOCK GRP	5,606,152	0.19%	96.34 %
25	L	91	HARTFORD FIRE & CAS GRP	5,347,024	0.18%	96.53 %
26	L	826	NEW YORK LIFE GRP	4,960,374	0.17%	96.70 %
27	L	3098	TOKIO MARINE HOLDINGS INC GRP	4,701,184	0.16%	96.86 %
28	L	1186	LIFETIME HLTHCARE GRP	4,625,016	0.16%	97.02 %
29	L	290	GLOBE LIFE INC GRP	4,588,030	0.16%	97.18 %
30	L	8	ALLSTATE INS GRP	4,536,356	0.16%	97.33 %
31	L	661	BCBS OF SC GRP	4,503,537	0.15%	97.49 %
32	L	943	AMERITAS MUT HOLDING GRP	4,398,448	0.15%	97.64 %
33	L	304	PRUDENTIAL OF AMER GRP	4,215,871	0.14%	97.78 %
34	L	626	CHUBB LTD GRP	4,023,929	0.14%	97.92 %
35	L	451	FIDELITY SECURITY GRP	3,839,723	0.13%	98.05 %
36	L	4832	VOYA FINANCIAL GRP	3,808,290	0.13%	98.18 %
37	L	429	GUARDIAN LIFE GRP	3,624,933	0.12%	98.31 %
38	L	1211	NATIONAL GUARDIAN LIFE INS GRP	3,499,383	0.12%	98.43 %
39	L	836	WEST SOUTHERN GRP	3,349,387	0.12%	98.54 %
40	L	549	SUN LIFE FINANCIAL INC GRP	3,191,614	0.11%	98.65 %
41	H	1189	VISION SERV PLAN GRP	3,049,262	0.10%	98.76 %
42	L	69132	STATE MUT INS CO	2,252,768	0.08%	98.83 %
43	L	1117	MANHATTAN LIFE GRP	2,076,033	0.07%	98.91 %
44	L	3527	WELLABE MUT HOLDING CO GRP	1,892,615	0.07%	98.97 %
45	L	4888	STERLING FINANCIAL INS GRP INC	1,841,923	0.06%	99.03 %
46	L	876	ARKANSAS BCBS GRP	1,750,051	0.06%	99.09 %
47	L	58033	KNIGHTS OF COLUMBUS	1,608,989	0.06%	99.15 %
48	L	93521	GRANULAR INS CO	1,319,886	0.05%	99.20 %
49	H	4794	GROUP 1001 INS HOLDINGS GRP	1,297,014	0.04%	99.24 %
50	L	4	AMERIPRISE FIN GRP	1,151,564	0.04%	99.28 %
51	L	4855	SUMITOMO LIFE INS GRP	1,053,757	0.04%	99.32 %
52	L	761	ALLIANZ INS GRP	963,918	0.03%	99.35 %
53	L	71471	ABILITY INS CO	886,552	0.03%	99.38 %
54	L	4965	EQUITABLE HOLDINGS INC GRP	867,545	0.03%	99.41 %
55	L	435	MASS MUT LIFE INS GRP	840,798	0.03%	99.44 %
56	L	140	NATIONWIDE CORP GRP	829,649	0.03%	99.47 %
57	L	4862	ASSURITY GRP	818,174	0.03%	99.49 %
58	L	306	TRUSTAGE GRP	699,837	0.02%	99.52 %
59	L	687	GUARANTEE TRUST GRP	681,596	0.02%	99.54 %
60	L	42129	UNITED SECURITY ASSUR CO OF PA	675,370	0.02%	99.57 %
61	L	71404	CONTINENTAL GEN INS CO	663,893	0.02%	99.59 %
62	L	90638	BEST LIFE & HLTH INS CO	650,426	0.02%	99.61 %
63	L	3436	LIBERTY LIFE GRP TRUST GRP	593,236	0.02%	99.63 %
64	L	69329	SURETY LIFE & CAS INS CO	592,548	0.02%	99.65 %

**ACCIDENT and HEALTH INSURANCE INDUSTRY  
PROPERTY/CASUALTY, LIFE/HEALTH and HEALTH INSURERS  
2022 MARKET SHARE REPORT - TOTAL PREMIUM**

**North Dakota**

Rank	Business Type	Group/ Company Code	Group/Company Name	Direct Written Premium	Market Share	Cumulative Market Share
65	L	869	MINNESOTA MUT GRP	584,761	0.02%	99.67 %
66	L	300	HORACE MANN GRP	559,433	0.02%	99.69 %
67	L	367	PHYSICIANS MUT GRP	548,670	0.02%	99.71 %
68	L	200	UNITED SERV AUTOMOBILE ASSN GRP	542,153	0.02%	99.73 %
69	L	56383	ORDER OF UNITED COMMERCIAL TRAVELERS	506,803	0.02%	99.75 %
70	L	4736	GGC GRP	434,327	0.01%	99.76 %
71	H	2479	DENTEGRA GRP	373,990	0.01%	99.77 %
72	L	619	ONEAMERICA FIN PARTNERS GRP	352,727	0.01%	99.79 %
73	L	4903	CALTON HOLDINGS GRP	329,256	0.01%	99.80 %
74	L	449	FINANCIAL HOLDINGS GRP	322,441	0.01%	99.81 %
75	H	812	HIGHMARK GRP	299,710	0.01%	99.82 %
76	L	458	DAI-ICHI LIFE HOLDINGS INC GRP	295,314	0.01%	99.83 %
77	L	64580	ILLINOIS MUT LIFE INS CO	294,658	0.01%	99.84 %
78	L	7	FEDERATED MUT GRP	255,630	0.01%	99.85 %
79	H	12747	ELIXIR INS CO	251,231	0.01%	99.86 %
80	L	4824	ADVANTAGE CAPITAL GRP	241,813	0.01%	99.86 %
81	L	690	CENTRAL STATES GRP	238,812	0.01%	99.87 %
82	L	98	WR BERKLEY CORP GRP	235,087	0.01%	99.88 %
83	L	212	ZURICH INS GRP	216,540	0.01%	99.89 %
84	L	4925	KUVARE GRP	208,184	0.01%	99.89 %
85	L	280	AUTO OWNERS GRP	203,941	0.01%	99.90 %
86	L	4853	AAA LIFE GRP	201,914	0.01%	99.91 %
87	L	12	AMERICAN INTL GRP	201,031	0.01%	99.92 %
88	L	330	AMERICAN FIDELITY CORP GRP	194,022	0.01%	99.92 %
89	L	50	COUNTRY INS & FIN SERV GRP	183,055	0.01%	99.93 %
90	L	704	CONSTELLATION INS HOLDINGS GRP	159,109	0.01%	99.93 %
91	L	3891	GLOBAL ATLANTIC GRP	138,334	- %	99.94 %
92	L	525	PAN AMER LIFE GRP	128,375	- %	99.94 %
93	L	181	SWISS RE GRP	124,402	- %	99.95 %
94	L	918	JACKSON NATL GRP	116,236	- %	99.95 %
95	L	4900	US ALLIANCE CORP GRP	91,604	- %	99.95 %
96	L	57053	CATHOLIC UNITED FINANCIAL	89,702	- %	99.96 %
97	L	587	ATLANTIC AMER GRP	84,019	- %	99.96 %
98	L	588	KANSAS CITY LIFE INS GRP	82,938	- %	99.96 %
99	L	917	HCSC GRP	77,713	- %	99.97 %
100	L	769	GREAT WEST GRP	65,582	- %	99.97 %
101	L	69337	AMERICAN FIN SECURITY LIFE INS CO	63,872	- %	99.97 %
102	H	4979	ZING HLTH ENTERPRISES GRP	55,552	- %	99.97 %
103	L	408	BROOKFIELD ASSET MGMT REINS PARTNERS	54,173	- %	99.97 %
104	L	4932	BRIGHTHOUSE HOLDINGS GRP	53,902	- %	99.98 %
105	L	872	BANNER LIFE GRP	46,650	- %	99.98 %
106	L	574	AMERCO CORP GRP	45,777	- %	99.98 %
107	L	60216	AMALGAMATED LIFE INS CO	40,976	- %	99.98 %
108	L	1216	TIAA FAMILY GRP	40,335	- %	99.98 %
109	L	66214	HEARTLAND NATL LIFE INS CO	38,603	- %	99.98 %
110	L	477	RENAISSANCE HLTH SERV CORP GRP	36,029	- %	99.98 %
111	L	56413	UNITED TRANSPORTATION UNION INS ASSN	35,575	- %	99.99 %
112	L	56499	ASSURED LIFE ASSN	32,229	- %	99.99 %
113	L	350	GENERAL ELECTRIC GRP	29,132	- %	99.99 %
114	L	5021	ONEMAIN HOLDINGS INC GRP	27,296	- %	99.99 %
115	L	5026	21ST CENTURY LIFE & HEALTH CO GRP	25,144	- %	99.99 %
116	L	77879	5 STAR LIFE INS CO	24,746	- %	99.99 %
117	L	5014	EVERLAKE HOLDINGS GRP	24,269	- %	99.99 %
118	L	4712	GPM LIFE GRP	23,962	- %	99.99 %
119	L	513	IOWA FARM BUREAU GRP	22,603	- %	99.99 %
120	L	276	TRUSTMARK MUT HOLDING CO GRP	22,583	- %	99.99 %
121	L	68	WISCONSIN PHYSICIANS SERV INS GRP	19,182	- %	99.99 %
122	L	520	NEW ERA LIFE GRP	15,363	- %	99.99 %
123	L	730	MEDICAL MUT OF OH GRP	14,020	- %	100.00 %
124	L	57487	CATHOLIC ORDER OF FORESTERS	13,856	- %	100.00 %
125	L	4926	TALCOTT HOLDINGS GRP	13,704	- %	100.00 %
			<b>**TOTAL**</b>	<b>2,910,325,346</b>	<b>100.00%</b>	<b>100.00 %</b>

**ACCIDENT and HEALTH INSURANCE INDUSTRY  
PROPERTY/CASUALTY, LIFE/HEALTH and HEALTH INSURERS  
2022 MARKET SHARE REPORT - TOTAL PREMIUM**

Ohio

Rank	Business Type	Group/ Company Code	Group/Company Name	Direct Written Premium	Market Share	Cumulative Market Share
1	H	3683	CARESOURCE GRP	10,499,795,897	18.94%	18.94 %
2	LH	671	ELEVANCE HLTH INC GRP	10,125,466,887	18.26%	37.20 %
3	LH	707	UNITEDHEALTH GRP	8,735,939,119	15.76%	52.96 %
4	LH	1	CVS GRP	5,205,901,570	9.39%	62.34 %
5	LH	1295	CENTENE CORP GRP	4,564,032,691	8.23%	70.58 %
6	H	1531	MOLINA HEALTHCARE INC GRP	3,595,659,716	6.49%	77.06 %
7	LH	730	MEDICAL MUT OF OH GRP	3,174,757,902	5.73%	82.79 %
8	H	119	HUMANA GRP	3,049,206,323	5.50%	88.29 %
9	H	2838	CHE TRINITY INC GRP	559,913,308	1.01%	89.30 %
10	H	1212	PROMEDICA HLTH SYSTEM GRP	510,250,098	0.92%	90.22 %
11	LH	901	CIGNA HLTH GRP	443,654,752	0.80%	91.02 %
12	H	4805	AULTMAN HLTH FOUNDATION GRP	441,293,851	0.80%	91.81 %
13	H	3259	SUMMA HLTH GRP	431,035,069	0.78%	92.59 %
14	LH	477	RENAISSANCE HLTH SERV CORP GRP	296,386,217	0.53%	93.12 %
15	L	241	METROPOLITAN GRP	291,533,509	0.53%	93.65 %
16	LH	549	SUN LIFE FINANCIAL INC GRP	221,090,504	0.40%	94.05 %
17	L	565	UNUM GRP	186,410,349	0.34%	94.39 %
18	H	4818	OSCAR HEALTH INC GRP	183,940,526	0.33%	94.72 %
19	LH	429	GUARDIAN LIFE GRP	178,731,468	0.32%	95.04 %
20	LH	261	MUTUAL OF OMAHA GRP	174,388,755	0.31%	95.35 %
21	L	3098	TOKIO MARINE HOLDINGS INC GRP	142,802,200	0.26%	95.61 %
22	L	20	LINCOLN NATL GRP	123,762,433	0.22%	95.83 %
23	L	370	AFLAC GRP	118,524,826	0.21%	96.05 %
24	H	1189	VISION SERV PLAN GRP	106,262,871	0.19%	96.24 %
25	L	332	PRINCIPAL FIN GRP	106,187,210	0.19%	96.43 %
26	L	91	HARTFORD FIRE & CAS GRP	102,563,294	0.18%	96.62 %
27	L	4832	VOYA FINANCIAL GRP	97,864,631	0.18%	96.79 %
28	H	12747	ELIXIR INS CO	94,094,176	0.17%	96.96 %
29	L	8	ALLSTATE INS GRP	90,516,453	0.16%	97.13 %
30	H	1297	HEALTH PLAN GRP	88,955,564	0.16%	97.29 %
31	L	451	FIDELITY SECURITY GRP	87,007,705	0.16%	97.44 %
32	L	826	NEW YORK LIFE GRP	82,129,527	0.15%	97.59 %
33	L	4011	GENWORTH FIN GRP	80,818,112	0.15%	97.74 %
34	L	860	NORTHWESTERN MUT GRP	79,317,460	0.14%	97.88 %
35	H	4924	DEVOTED HLTH GRP	77,302,897	0.14%	98.02 %
36	L	4855	SUMITOMO LIFE INS GRP	74,955,993	0.14%	98.16 %
37	L	304	PRUDENTIAL OF AMER GRP	73,684,251	0.13%	98.29 %
38	L	330	AMERICAN FIDELITY CORP GRP	62,753,542	0.11%	98.40 %
39	L	233	CNO FINANCIAL GRP	61,696,029	0.11%	98.51 %
40	L	904	JOHN HANCOCK GRP	47,772,087	0.09%	98.60 %
41	L	943	AMERITAS MUT HOLDING GRP	45,083,098	0.08%	98.68 %
42	H	5035	SNP HOLDINGS LLC GRP	41,525,573	0.07%	98.75 %
43	L	290	GLOBE LIFE INC GRP	39,484,231	0.07%	98.83 %
44	L	661	BCBS OF SC GRP	33,457,383	0.06%	98.89 %
45	L	140	NATIONWIDE CORP GRP	33,063,578	0.06%	98.95 %
46	L	1348	MEIJI YASUDA LIFE INS GRP	32,798,931	0.06%	99.01 %
47	H	16363	TSG GUARD INC	27,432,192	0.05%	99.05 %
48	L	468	AEGON US HOLDING GRP	24,373,554	0.04%	99.10 %
49	L	98	WR BERKLEY CORP GRP	22,643,499	0.04%	99.14 %
50	L	869	MINNESOTA MUT GRP	22,235,136	0.04%	99.18 %
51	H	17313	NORTHWEST OH BUSINESS ALLIANCE HLTH	20,618,530	0.04%	99.22 %
52	L	525	PAN AMER LIFE GRP	19,814,496	0.04%	99.25 %
53	L	836	WEST SOUTHERN GRP	18,749,992	0.03%	99.29 %
54	L	435	MASS MUT LIFE INS GRP	17,436,066	0.03%	99.32 %
55	L	626	CHUBB LTD GRP	15,866,443	0.03%	99.35 %
56	LH	812	HIGHMARK GRP	15,541,715	0.03%	99.37 %
57	L	619	ONEAMERICA FIN PARTNERS GRP	14,289,256	0.03%	99.40 %
58	L	520	NEW ERA LIFE GRP	13,951,698	0.03%	99.43 %
59	L	367	PHYSICIANS MUT GRP	13,815,708	0.02%	99.45 %
60	L	781	UNION LABOR GRP	13,305,846	0.02%	99.47 %
61	L	56014	THRIVENT FINANCIAL FOR LUTHERANS	12,875,210	0.02%	99.50 %
62	L	1117	MANHATTAN LIFE GRP	12,809,742	0.02%	99.52 %
63	L	276	TRUSTMARK MUT HOLDING CO GRP	12,459,551	0.02%	99.54 %
64	L	4	AMERIPRISE FIN GRP	12,351,287	0.02%	99.57 %

**ACCIDENT and HEALTH INSURANCE INDUSTRY  
PROPERTY/CASUALTY, LIFE/HEALTH and HEALTH INSURERS  
2022 MARKET SHARE REPORT - TOTAL PREMIUM**

Ohio

Rank	Business Type	Group/ Company Code	Group/Company Name	Direct Written Premium	Market Share	Cumulative Market Share
65	H	4975	PERENNIAL CONSORTIUM LLC GRP	12,230,758	0.02%	99.59 %
66	L	3527	WELLABE MUT HOLDING CO GRP	11,582,716	0.02%	99.61 %
67	H	2479	DENTEGRA GRP	11,423,833	0.02%	99.63 %
68	L	61921	CITIZENS SECURITY LIFE INS CO	10,250,623	0.02%	99.65 %
69	L	3891	GLOBAL ATLANTIC GRP	9,882,663	0.02%	99.67 %
70	L	687	GUARANTEE TRUST GRP	9,359,975	0.02%	99.68 %
71	L	1211	NATIONAL GUARDIAN LIFE INS GRP	9,272,112	0.02%	99.70 %
72	L	306	TRUSTAGE GRP	8,732,423	0.02%	99.71 %
73	L	408	BROOKFIELD ASSET MGMT REINS PARTNERS	8,528,363	0.02%	99.73 %
74	L	200	UNITED SERV AUTOMOBILE ASSN GRP	7,711,231	0.01%	99.74 %
75	H	4719	AMFIRST HOLDINGS GRP	7,313,747	0.01%	99.76 %
76	L	93521	GRANULAR INS CO	5,661,046	0.01%	99.77 %
77	L	4718	TIPTREE FIN GRP	4,561,389	0.01%	99.78 %
78	L	761	ALLIANZ INS GRP	4,232,791	0.01%	99.78 %
79	L	71404	CONTINENTAL GEN INS CO	4,038,720	0.01%	99.79 %
80	L	4616	EVERENCE GRP	3,767,895	0.01%	99.80 %
81	L	587	ATLANTIC AMER GRP	3,725,271	0.01%	99.80 %
82	L	4862	ASSURITY GRP	3,279,995	0.01%	99.81 %
83	L	4712	GPM LIFE GRP	3,276,260	0.01%	99.82 %
84	L	704	CONSTELLATION INS HOLDINGS GRP	3,217,822	0.01%	99.82 %
85	L	212	ZURICH INS GRP	3,085,821	0.01%	99.83 %
86	H	4859	ASCENSION HLTH GRP	3,053,524	0.01%	99.83 %
87	H	66753	LIBERTY UNION LIFE ASSUR CO	3,042,240	0.01%	99.84 %
88	H	81264	NIPPON LIFE INS CO OF AMER	2,968,162	0.01%	99.84 %
89	L	66214	HEARTLAND NATL LIFE INS CO	2,893,054	0.01%	99.85 %
90	L	4853	AAA LIFE GRP	2,793,352	0.01%	99.85 %
91	L	4932	BRIGHTHOUSE HOLDINGS GRP	2,770,793	- %	99.86 %
92	L	58009	POLICE & FIREMENS INS ASSN	2,705,446	- %	99.86 %
93	L	58033	KNIGHTS OF COLUMBUS	2,680,964	- %	99.87 %
94	L	56499	ASSURED LIFE ASSN	2,639,897	- %	99.87 %
95	L	69337	AMERICAN FIN SECURITY LIFE INS CO	2,591,691	- %	99.88 %
96	L	458	DAI-ICHI LIFE HOLDINGS INC GRP	2,374,903	- %	99.88 %
97	L H	917	HCSC GRP	2,354,687	- %	99.89 %
98	L	23	BCS INS GRP	2,311,783	- %	99.89 %
99	L	11121	UNIFIED LIFE INS CO	2,286,219	- %	99.89 %
100	H	4794	GROUP 1001 INS HOLDINGS GRP	2,214,228	- %	99.90 %
101	L	449	FINANCIAL HOLDINGS GRP	2,203,574	- %	99.90 %
102	L	4736	GGC GRP	2,099,917	- %	99.91 %
103	L	12	AMERICAN INTL GRP	2,021,224	- %	99.91 %
104	H	115	DELTA DENTAL PLAN OF IL GRP	1,975,133	- %	99.91 %
105	L	1186	LIFETIME HLTHCARE GRP	1,955,012	- %	99.92 %
106	L	64580	ILLINOIS MUT LIFE INS CO	1,934,686	- %	99.92 %
107	L	4888	STERLING FINANCIAL INS GRP INC	1,933,862	- %	99.92 %
108	H	16141	ARDELLIS INS LTD	1,839,984	- %	99.93 %
109	H	17104	SIDECAR HLTH INS CO	1,812,074	- %	99.93 %
110	L	4947	PROSPERITY LIFE INS GRP	1,694,948	- %	99.93 %
111	L H	68	WISCONSIN PHYSICIANS SERV INS GRP	1,653,145	- %	99.94 %
112	L	300	HORACE MANN GRP	1,597,824	- %	99.94 %
113	L	42129	UNITED SECURITY ASSUR CO OF PA	1,563,573	- %	99.94 %
114	L	181	SWISS RE GRP	1,461,224	- %	99.95 %
115	L	4925	KUVARE GRP	1,432,375	- %	99.95 %
116	L	56383	ORDER OF UNITED COMMERCIAL TRAVELERS	1,380,309	- %	99.95 %
117	L	572	BCBS OF MI GRP	1,369,789	- %	99.95 %
118	H	1324	UPMC HLTH SYSTEM GRP	1,307,457	- %	99.96 %
119	L	3436	LIBERTY LIFE GRP TRUST GRP	1,225,329	- %	99.96 %
120	L	4903	CALTON HOLDINGS GRP	1,042,683	- %	99.96 %
121	L	280	AUTO OWNERS GRP	962,296	- %	99.96 %
122	L	60216	AMALGAMATED LIFE INS CO	920,394	- %	99.96 %
123	L	215	KEMPER CORP GRP	904,809	- %	99.96 %
124	L	244	CINCINNATI FIN GRP	900,704	- %	99.97 %
125	L	588	KANSAS CITY LIFE INS GRP	898,351	- %	99.97 %
			<b>**TOTAL**</b>	<b>55,445,286,618</b>	<b>100.00%</b>	<b>100.00 %</b>

**ACCIDENT and HEALTH INSURANCE INDUSTRY  
PROPERTY/CASUALTY, LIFE/HEALTH and HEALTH INSURERS  
2022 MARKET SHARE REPORT - TOTAL PREMIUM**

**Oklahoma**

Rank	Business Type	Group/ Company Code	Group/Company Name	Direct Written Premium	Market Share	Cumulative Market Share
1	LH	917	HCSC GRP	3,860,921,527	37.84%	37.84 %
2	LH	707	UNITEDHEALTH GRP	2,377,492,023	23.30%	61.14 %
3	H	119	HUMANA GRP	1,020,132,408	10.00%	71.14 %
4	LH	1	CVS GRP	465,298,185	4.56%	75.70 %
5	H	15732	COMMUNITYCARE GOVERNMENT PROGRAMS IN	396,056,959	3.88%	79.58 %
6	H	3487	COMMUNITYCARE GRP	302,259,566	2.96%	82.55 %
7	H	53937	DELTA DENTAL OF OK	194,027,526	1.90%	84.45 %
8	H	5004	MHH HLTHCARE GRP	175,173,983	1.72%	86.16 %
9	LH	901	CIGNA HLTH GRP	116,797,792	1.14%	87.31 %
10	LH	261	MUTUAL OF OMAHA GRP	109,578,271	1.07%	88.38 %
11	L	330	AMERICAN FIDELITY CORP GRP	92,195,906	0.90%	89.29 %
12	LH	1295	CENTENE CORP GRP	73,105,496	0.72%	90.00 %
13	H	1552	MEDICA GRP	72,589,499	0.71%	90.71 %
14	L	241	METROPOLITAN GRP	71,907,747	0.70%	91.42 %
15	L	370	AFLAC GRP	67,311,839	0.66%	92.08 %
16	H	4887	BRIGHT HLTH GRP	55,842,393	0.55%	92.63 %
17	H	1189	VISION SERV PLAN GRP	50,671,588	0.50%	93.12 %
18	L	565	UNUM GRP	45,436,175	0.45%	93.57 %
19	L	826	NEW YORK LIFE GRP	41,630,236	0.41%	93.98 %
20	L	429	GUARDIAN LIFE GRP	37,139,170	0.36%	94.34 %
21	L	549	SUN LIFE FINANCIAL INC GRP	31,032,280	0.30%	94.64 %
22	L	233	CNO FINANCIAL GRP	29,797,877	0.29%	94.94 %
23	L	91	HARTFORD FIRE & CAS GRP	26,426,760	0.26%	95.19 %
24	L	20	LINCOLN NATL GRP	23,720,552	0.23%	95.43 %
25	H	4976	FRIDAY HLTH PLANS GRP	22,126,367	0.22%	95.64 %
26	L	3098	TOKIO MARINE HOLDINGS INC GRP	21,140,639	0.21%	95.85 %
27	H	4818	OSCAR HEALTH INC GRP	18,652,866	0.18%	96.03 %
28	L	367	PHYSICIANS MUT GRP	18,464,396	0.18%	96.22 %
29	L	4011	GENWORTH FIN GRP	17,003,832	0.17%	96.38 %
30	L	332	PRINCIPAL FIN GRP	16,933,923	0.17%	96.55 %
31	L	4832	VOYA FINANCIAL GRP	16,614,121	0.16%	96.71 %
32	L	8	ALLSTATE INS GRP	15,758,852	0.15%	96.87 %
33	L	304	PRUDENTIAL OF AMER GRP	15,116,001	0.15%	97.01 %
34	L	4855	SUMITOMO LIFE INS GRP	15,019,023	0.15%	97.16 %
35	L	1348	MEIJI YASUDA LIFE INS GRP	14,242,089	0.14%	97.30 %
36	L	860	NORTHWESTERN MUT GRP	14,173,159	0.14%	97.44 %
37	L	520	NEW ERA LIFE GRP	12,609,223	0.12%	97.56 %
38	L	290	GLOBE LIFE INC GRP	12,482,622	0.12%	97.68 %
39	L	661	BCBS OF SC GRP	10,923,198	0.11%	97.79 %
40	L	904	JOHN HANCOCK GRP	10,792,212	0.11%	97.90 %
41	L	943	AMERITAS MUT HOLDING GRP	9,868,969	0.10%	97.99 %
42	H	4916	AMERICAN HLTH CO INC GRP	9,030,318	0.09%	98.08 %
43	L	468	AEGON US HOLDING GRP	8,645,395	0.08%	98.17 %
44	L	1117	MANHATTAN LIFE GRP	8,257,581	0.08%	98.25 %
45	L	435	MASS MUT LIFE INS GRP	7,944,066	0.08%	98.33 %
46	L	869	MINNESOTA MUT GRP	7,929,797	0.08%	98.40 %
47	L	451	FIDELITY SECURITY GRP	6,988,446	0.07%	98.47 %
48	L	525	PAN AMER LIFE GRP	6,836,592	0.07%	98.54 %
49	L	730	MEDICAL MUT OF OH GRP	6,168,047	0.06%	98.60 %
50	L	449	FINANCIAL HOLDINGS GRP	5,914,166	0.06%	98.66 %
51	L	687	GUARANTEE TRUST GRP	5,416,790	0.05%	98.71 %
52	L	56014	THRIVENT FINANCIAL FOR LUTHERANS	5,179,739	0.05%	98.76 %
53	L	4824	ADVANTAGE CAPITAL GRP	4,698,256	0.05%	98.81 %
54	L	4888	STERLING FINANCIAL INS GRP INC	4,666,508	0.05%	98.85 %
55	L	587	ATLANTIC AMER GRP	4,617,298	0.05%	98.90 %
56	L	98	WR BERKLEY CORP GRP	4,578,658	0.04%	98.94 %
57	LH	812	HIGHMARK GRP	4,469,122	0.04%	98.99 %
58	L	4922	ENTERPRISE INVESTMENTS GRP	4,188,504	0.04%	99.03 %
59	L	69132	STATE MUT INS CO	4,087,191	0.04%	99.07 %
60	L	3436	LIBERTY LIFE GRP TRUST GRP	4,001,927	0.04%	99.11 %
61	L	200	UNITED SERV AUTOMOBILE ASSN GRP	3,918,348	0.04%	99.15 %
62	L	93521	GRANULAR INS CO	3,707,454	0.04%	99.18 %
63	H	11953	STERLING DENTAL SERV LLC	3,522,743	0.03%	99.22 %
64	L	836	WEST SOUTHERN GRP	3,455,058	0.03%	99.25 %



**ACCIDENT and HEALTH INSURANCE INDUSTRY  
PROPERTY/CASUALTY, LIFE/HEALTH and HEALTH INSURERS  
2022 MARKET SHARE REPORT - TOTAL PREMIUM**

**Oklahoma**

Rank	Business Type	Group/ Company Code	Group/Company Name	Direct Written Premium	Market Share	Cumulative Market Share
65	L	140	NATIONWIDE CORP GRP	3,403,193	0.03%	99.28 %
66	L	306	TRUSTAGE GRP	3,331,085	0.03%	99.32 %
67	L	4989	SENECA INTL LTD GRP	2,861,274	0.03%	99.35 %
68	L	626	CHUBB LTD GRP	2,710,502	0.03%	99.37 %
69	L	671	ELEVANCE HLTH INC GRP	2,708,034	0.03%	99.40 %
70	L	71404	CONTINENTAL GEN INS CO	2,677,438	0.03%	99.42 %
71	H	4794	GROUP 1001 INS HOLDINGS GRP	2,653,817	0.03%	99.45 %
72	H	4822	F&R HOLDINGS GRP	2,096,700	0.02%	99.47 %
73	H	2479	DENTEGRA GRP	2,068,235	0.02%	99.49 %
74	L	1211	NATIONAL GUARDIAN LIFE INS GRP	1,888,108	0.02%	99.51 %
75	L	408	BROOKFIELD ASSET MGMT REINS PARTNERS	1,843,486	0.02%	99.53 %
76	L	276	TRUSTMARK MUT HOLDING CO GRP	1,737,039	0.02%	99.54 %
77	L	4	AMERIPRISE FIN GRP	1,707,122	0.02%	99.56 %
78	L	761	ALLIANZ INS GRP	1,460,099	0.01%	99.58 %
79	L	212	ZURICH INS GRP	1,457,207	0.01%	99.59 %
80	L	477	RENAISSANCE HLTH SERV CORP GRP	1,414,202	0.01%	99.60 %
81	L	4965	EQUITABLE HOLDINGS INC GRP	1,402,520	0.01%	99.62 %
82	L	300	HORACE MANN GRP	1,398,415	0.01%	99.63 %
83	L	66214	HEARTLAND NATL LIFE INS CO	1,352,215	0.01%	99.64 %
84	L	4853	AAA LIFE GRP	1,328,540	0.01%	99.66 %
85	L	3527	WELLABE MUT HOLDING CO GRP	1,290,914	0.01%	99.67 %
86	L	23	BCS INS GRP	1,290,673	0.01%	99.68 %
87	L	123	SHELTER INS GRP	1,266,324	0.01%	99.70 %
88	L	781	UNION LABOR GRP	1,221,497	0.01%	99.71 %
89	L	4862	ASSURITY GRP	1,180,611	0.01%	99.72 %
90	L	58033	KNIGHTS OF COLUMBUS	1,115,861	0.01%	99.73 %
91	L	574	AMERCO CORP GRP	1,050,749	0.01%	99.74 %
92	L	69337	AMERICAN FIN SECURITY LIFE INS CO	1,043,317	0.01%	99.75 %
93	L	90638	BEST LIFE & HLTH INS CO	1,029,984	0.01%	99.76 %
94	L	690	CENTRAL STATES GRP	1,027,461	0.01%	99.77 %
95	H	115	DELTA DENTAL PLAN OF IL GRP	1,016,093	0.01%	99.78 %
96	L	619	ONEAMERICA FIN PARTNERS GRP	999,881	0.01%	99.79 %
97	H	4744	L S S GRP	969,512	0.01%	99.80 %
98	L	11121	UNIFIED LIFE INS CO	926,225	0.01%	99.81 %
99	L	3891	GLOBAL ATLANTIC GRP	899,313	0.01%	99.82 %
100	L	572	BCBS OF MI GRP	881,557	0.01%	99.83 %
101	L	12	AMERICAN INTL GRP	878,179	0.01%	99.84 %
102	L	4718	TIPTREE FIN GRP	818,101	0.01%	99.84 %
103	L	458	DAI-ICHI LIFE HOLDINGS INC GRP	720,732	0.01%	99.85 %
104	L	181	SWISS RE GRP	694,396	0.01%	99.86 %
105	L	704	CONSTELLATION INS HOLDINGS GRP	687,299	0.01%	99.86 %
106	L	4903	CALTON HOLDINGS GRP	667,884	0.01%	99.87 %
107	L	4213	WILTON RE GRP	664,896	0.01%	99.88 %
108	L	2858	HOMESHIELD CAPITAL GRP	648,057	0.01%	99.88 %
109	L	50	COUNTRY INS & FIN SERV GRP	636,972	0.01%	99.89 %
110	L	588	KANSAS CITY LIFE INS GRP	604,130	0.01%	99.90 %
111	L	56499	ASSURED LIFE ASSN	601,291	0.01%	99.90 %
112	L	4736	GGC GRP	540,434	0.01%	99.91 %
113	L	7	FEDERATED MUT GRP	528,155	0.01%	99.91 %
114	L	4947	PROSPERITY LIFE INS GRP	497,475	- %	99.92 %
115	L	215	KEMPER CORP GRP	428,648	- %	99.92 %
116	L	1186	LIFETIME HLTHCARE GRP	387,836	- %	99.92 %
117	L	4616	EVERENCE GRP	386,385	- %	99.93 %
118	L	56758	LOYAL CHRISTIAN BENEFIT ASSN	385,444	- %	99.93 %
119	H	4677	TENNESSEE RURAL HLTH GRP	367,100	- %	99.94 %
120	H	12747	ELIXIR INS CO	359,773	- %	99.94 %
121	H	4979	ZING HLTH ENTERPRISES GRP	348,652	- %	99.94 %
122	L	71471	ABILITY INS CO	319,270	- %	99.95 %
123	L	64580	ILLINOIS MUT LIFE INS CO	306,890	- %	99.95 %
124	L	4926	TALCOTT HOLDINGS GRP	288,418	- %	99.95 %
125	H	4719	AMFIRST HOLDINGS GRP	286,010	- %	99.95 %
			<b>**TOTAL**</b>	<b>10,203,097,209</b>	<b>100.00%</b>	<b>100.00 %</b>

**ACCIDENT and HEALTH INSURANCE INDUSTRY  
PROPERTY/CASUALTY, LIFE/HEALTH and HEALTH INSURERS  
2022 MARKET SHARE REPORT - TOTAL PREMIUM**

**Oregon**

Rank	Business Type	Group/ Company Code	Group/Company Name	Direct Written Premium	Market Share	Cumulative Market Share
1	H	601	KAISER FOUNDATION GRP	3,340,327,296	15.10%	15.10 %
2	H	4704	PACIFICSOURCE HLTH PLAN GRP	2,913,804,771	13.17%	28.28 %
3	H	1207	CAMBIA HEALTH SOLUTIONS INC	2,436,290,548	11.02%	39.29 %
4	H	16672	HEALTH SHARE OF OR	2,397,104,682	10.84%	50.13 %
5	H	4788	PROVIDENCE HLTH GRP	2,112,990,869	9.55%	59.68 %
6	L H	707	UNITEDHEALTH GRP	2,027,909,014	9.17%	68.85 %
7	H	1313	OREGON DENTAL SERV GRP	1,252,358,500	5.66%	74.52 %
8	H	4984	CAREOREGON INC GRP	849,313,374	3.84%	78.36 %
9	L H	1295	CENTENE CORP GRP	825,561,682	3.73%	82.09 %
10	H	4960	SAMARITAN HLTH SERV GRP	571,745,227	2.59%	84.67 %
11	H	4961	CASCADE COMPREHENSIVE CARE GRP	406,581,278	1.84%	86.51 %
12	H	4963	ALLCARE HLTH GRP	404,579,116	1.83%	88.34 %
13	L H	1	CVS GRP	333,522,483	1.51%	89.85 %
14	L H	901	CIGNA HLTH GRP	264,232,999	1.19%	91.04 %
15	H	16689	UMPQUA HLTH ALLIANCE LLC	215,719,698	0.98%	92.02 %
16	H	16657	YAMHILL CNTY CARE INC	208,907,022	0.94%	92.96 %
17	H	119	HUMANA GRP	208,342,360	0.94%	93.91 %
18	H	16655	WESTERN OREGON ADVANCED HLTH LLC	175,327,879	0.79%	94.70 %
19	L	1348	MEIJI YASUDA LIFE INS GRP	106,875,113	0.48%	95.18 %
20	L	241	METROPOLITAN GRP	86,452,088	0.39%	95.57 %
21	L H	261	MUTUAL OF OMAHA GRP	85,777,195	0.39%	95.96 %
22	L	565	UNUM GRP	78,427,028	0.35%	96.31 %
23	H	3503	WILLAMETTE DENTAL GRP	72,663,433	0.33%	96.64 %
24	L	370	AFLAC GRP	62,149,016	0.28%	96.92 %
25	L	429	GUARDIAN LIFE GRP	46,710,309	0.21%	97.14 %
26	L	826	NEW YORK LIFE GRP	44,741,161	0.20%	97.34 %
27	L	549	SUN LIFE FINANCIAL INC GRP	42,881,068	0.19%	97.53 %
28	L	332	PRINCIPAL FIN GRP	35,365,831	0.16%	97.69 %
29	L	4011	GENWORTH FIN GRP	25,912,453	0.12%	97.81 %
30	L	860	NORTHWESTERN MUT GRP	25,144,775	0.11%	97.92 %
31	L	20	LINCOLN NATL GRP	24,569,399	0.11%	98.03 %
32	L	91	HARTFORD FIRE & CAS GRP	24,046,945	0.11%	98.14 %
33	H	1189	VISION SERV PLAN GRP	22,025,629	0.10%	98.24 %
34	L	330	AMERICAN FIDELITY CORP GRP	20,584,315	0.09%	98.33 %
35	L	943	AMERITAS MUT HOLDING GRP	19,256,802	0.09%	98.42 %
36	L	468	AEGON US HOLDING GRP	19,224,699	0.09%	98.51 %
37	L	904	JOHN HANCOCK GRP	19,090,936	0.09%	98.59 %
38	L	876	ARKANSAS BCBS GRP	18,781,716	0.08%	98.68 %
39	H	15937	MARQUIS ADVANTAGE HLTH PLAN	17,762,063	0.08%	98.76 %
40	H	12747	ELIXIR INS CO	17,537,249	0.08%	98.84 %
41	L	4832	VOYA FINANCIAL GRP	15,551,082	0.07%	98.91 %
42	L	304	PRUDENTIAL OF AMER GRP	15,224,560	0.07%	98.98 %
43	L	3098	TOKIO MARINE HOLDINGS INC GRP	14,855,066	0.07%	99.05 %
44	L	1117	MANHATTAN LIFE GRP	13,686,089	0.06%	99.11 %
45	L	233	CNO FINANCIAL GRP	13,440,408	0.06%	99.17 %
46	L	4855	SUMITOMO LIFE INS GRP	11,057,085	0.05%	99.22 %
47	L	200	UNITED SERV AUTOMOBILE ASSN GRP	9,229,006	0.04%	99.26 %
48	L	181	SWISS RE GRP	8,874,887	0.04%	99.30 %
49	L	290	GLOBE LIFE INC GRP	8,405,129	0.04%	99.34 %
50	L	869	MINNESOTA MUT GRP	8,317,059	0.04%	99.38 %
51	L	8	ALLSTATE INS GRP	8,177,333	0.04%	99.41 %
52	L	661	BCBS OF SC GRP	7,057,901	0.03%	99.44 %
53	L	2858	HOMESHIELD CAPITAL GRP	6,397,972	0.03%	99.47 %
54	L	408	BROOKFIELD ASSET MGMT REINS PARTNERS	5,679,212	0.03%	99.50 %
55	L	435	MASS MUT LIFE INS GRP	5,635,103	0.03%	99.52 %
56	H	2479	DENTEGRA GRP	5,597,730	0.03%	99.55 %
57	L	4903	CALTON HOLDINGS GRP	5,345,206	0.02%	99.57 %
58	L	98	WR BERKLEY CORP GRP	4,547,713	0.02%	99.59 %
59	L	4888	STERLING FINANCIAL INS GRP INC	4,404,500	0.02%	99.61 %
60	H	12239	TIMBER PRODUCTS MANUFACTURERS TRUST	4,364,344	0.02%	99.63 %
61	L	4	AMERIPRISE FIN GRP	4,109,900	0.02%	99.65 %
62	L	56014	THRIVENT FINANCIAL FOR LUTHERANS	4,048,645	0.02%	99.67 %
63	L	306	TRUSTAGE GRP	3,766,478	0.02%	99.69 %
64	L	626	CHUBB LTD GRP	3,412,680	0.02%	99.70 %

**ACCIDENT and HEALTH INSURANCE INDUSTRY  
PROPERTY/CASUALTY, LIFE/HEALTH and HEALTH INSURERS  
2022 MARKET SHARE REPORT - TOTAL PREMIUM**

**Oregon**

Rank	Business Type	Group/ Company Code	Group/Company Name	Direct Written Premium	Market Share	Cumulative Market Share
65	L	3527	WELLABE MUT HOLDING CO GRP	3,063,302	0.01%	99.72 %
66	L	671	ELEVANCE HLTH INC GRP	3,017,678	0.01%	99.73 %
67	L	367	PHYSICIANS MUT GRP	2,905,734	0.01%	99.74 %
68	H	4979	ZING HLTH ENTERPRISES GRP	2,887,948	0.01%	99.76 %
69	L	71471	ABILITY INS CO	2,569,815	0.01%	99.77 %
70	L	50	COUNTRY INS & FIN SERV GRP	2,483,480	0.01%	99.78 %
71	H	4794	GROUP 1001 INS HOLDINGS GRP	2,381,101	0.01%	99.79 %
72	L	761	ALLIANZ INS GRP	2,366,376	0.01%	99.80 %
73	L	1211	NATIONAL GUARDIAN LIFE INS GRP	2,335,726	0.01%	99.81 %
74	L	93521	GRANULAR INS CO	2,108,836	0.01%	99.82 %
75	L	276	TRUSTMARK MUT HOLDING CO GRP	1,894,811	0.01%	99.83 %
76	L	56383	ORDER OF UNITED COMMERCIAL TRAVELERS	1,721,298	0.01%	99.84 %
77	L	4925	KUVARE GRP	1,688,875	0.01%	99.85 %
78	L	4965	EQUITABLE HOLDINGS INC GRP	1,623,555	0.01%	99.85 %
79	L	451	FIDELITY SECURITY GRP	1,611,546	0.01%	99.86 %
80	L	572	BCBS OF MI GRP	1,600,567	0.01%	99.87 %
81	L	687	GUARANTEE TRUST GRP	1,542,222	0.01%	99.87 %
82	L	781	UNION LABOR GRP	1,541,090	0.01%	99.88 %
83	L	4712	GPM LIFE GRP	1,324,480	0.01%	99.89 %
84	L	836	WEST SOUTHERN GRP	1,249,946	0.01%	99.89 %
85	L	212	ZURICH INS GRP	1,233,831	0.01%	99.90 %
86	L	525	PAN AMER LIFE GRP	1,178,088	0.01%	99.90 %
87	L	4862	ASSURITY GRP	1,102,577	- %	99.91 %
88	L	588	KANSAS CITY LIFE INS GRP	1,045,376	- %	99.91 %
89	H	1230	CAPITAL BLUE CROSS GRP	983,765	- %	99.92 %
90	L	520	NEW ERA LIFE GRP	977,094	- %	99.92 %
91	L	140	NATIONWIDE CORP GRP	921,626	- %	99.93 %
92	L H	812	HIGHMARK GRP	885,130	- %	99.93 %
93	H	47490	DENTAL HEALTH SERVICES	847,494	- %	99.93 %
94	L	1186	LIFETIME HLTHCARE GRP	825,141	- %	99.94 %
95	L	90638	BEST LIFE & HLTH INS CO	810,874	- %	99.94 %
96	L	12	AMERICAN INTL GRP	799,766	- %	99.95 %
97	L	11121	UNIFIED LIFE INS CO	794,153	- %	99.95 %
98	L	458	DAI-ICHI LIFE HOLDINGS INC GRP	750,088	- %	99.95 %
99	L	2878	UNITED HERITAGE MUT GRP	747,327	- %	99.96 %
100	L	477	RENAISSANCE HLTH SERV CORP GRP	698,560	- %	99.96 %
101	L	704	CONSTELLATION INS HOLDINGS GRP	696,611	- %	99.96 %
102	L	4932	BRIGHTHOUSE HOLDINGS GRP	696,186	- %	99.97 %
103	L	58033	KNIGHTS OF COLUMBUS	674,539	- %	99.97 %
104	L	71404	CONTINENTAL GEN INS CO	609,830	- %	99.97 %
105	L	7	FEDERATED MUT GRP	489,130	- %	99.97 %
106	L	23	BCS INS GRP	381,944	- %	99.98 %
107	L H	917	HCSC GRP	368,947	- %	99.98 %
108	L	64580	ILLINOIS MUT LIFE INS CO	368,355	- %	99.98 %
109	L	3891	GLOBAL ATLANTIC GRP	364,827	- %	99.98 %
110	L	4853	AAA LIFE GRP	355,922	- %	99.98 %
111	L	4616	EVERENCE GRP	344,594	- %	99.98 %
112	L	619	ONEAMERICA FIN PARTNERS GRP	332,534	- %	99.98 %
113	L	769	GREAT WEST GRP	286,302	- %	99.99 %
114	L	574	AMERCO CORP GRP	285,082	- %	99.99 %
115	L	4824	ADVANTAGE CAPITAL GRP	272,956	- %	99.99 %
116	L	300	HORACE MANN GRP	270,217	- %	99.99 %
117	L	918	JACKSON NATL GRP	254,156	- %	99.99 %
118	L	350	GENERAL ELECTRIC GRP	204,267	- %	99.99 %
119	L	1216	TIAA FAMILY GRP	190,571	- %	99.99 %
120	L	4639	RGA INC GRP	171,478	- %	99.99 %
121	L	587	ATLANTIC AMER GRP	163,676	- %	99.99 %
122	L	69132	STATE MUT INS CO	149,183	- %	100.00 %
123	L	4926	TALCOTT HOLDINGS GRP	137,958	- %	100.00 %
124	L	5021	ONEMAIN HOLDINGS INC GRP	128,754	- %	100.00 %
125	L	58068	INDEPENDENT ORDER OF FORESTERS US BR	126,188	- %	100.00 %
			<b>**TOTAL**</b>	<b>22,117,332,882</b>	<b>100.00%</b>	<b>100.00 %</b>

**ACCIDENT and HEALTH INSURANCE INDUSTRY  
PROPERTY/CASUALTY, LIFE/HEALTH and HEALTH INSURERS  
2022 MARKET SHARE REPORT - TOTAL PREMIUM**

**Pennsylvania**

Rank	Business Type	Group/ Company Code	Group/Company Name	Direct Written Premium	Market Share	Cumulative Market Share
1	H	936	INDEPENDENCE HLTH GRP INC GRP	18,094,225,911	24.60%	24.60 %
2	H	1324	UPMC HLTH SYSTEM GRP	12,986,414,057	17.65%	42.25 %
3	LH	812	HIGHMARK GRP	11,892,878,244	16.17%	58.41 %
4	LH	1	CVS GRP	7,253,122,691	9.86%	68.27 %
5	LH	707	UNITEDHEALTH GRP	4,848,838,403	6.59%	74.86 %
6	LH	1295	CENTENE CORP GRP	3,686,530,850	5.01%	79.88 %
7	H	1143	GEISINGER INS GRP	3,463,877,162	4.71%	84.58 %
8	H	1230	CAPITAL BLUE CROSS GRP	2,167,281,835	2.95%	87.53 %
9	H	95066	HEALTH PARTNERS PLANS INC	2,145,236,700	2.92%	90.45 %
10	LH	901	CIGNA HLTH GRP	1,593,043,895	2.17%	92.61 %
11	H	119	HUMANA GRP	1,268,850,076	1.72%	94.34 %
12	L	241	METROPOLITAN GRP	366,310,098	0.50%	94.83 %
13	L	565	UNUM GRP	256,467,495	0.35%	95.18 %
14	LH	549	SUN LIFE FINANCIAL INC GRP	247,536,317	0.34%	95.52 %
15	H	2479	DENTEGRA GRP	240,496,936	0.33%	95.85 %
16	L	370	AFLAC GRP	210,159,822	0.29%	96.13 %
17	L	429	GUARDIAN LIFE GRP	181,380,973	0.25%	96.38 %
18	L	3098	TOKIO MARINE HOLDINGS INC GRP	171,610,451	0.23%	96.61 %
19	LH	261	MUTUAL OF OMAHA GRP	158,188,518	0.22%	96.83 %
20	L	20	LINCOLN NATL GRP	143,326,670	0.19%	97.02 %
21	L	826	NEW YORK LIFE GRP	139,311,967	0.19%	97.21 %
22	LH	671	ELEVANCE HLTH INC GRP	136,763,869	0.19%	97.40 %
23	L	91	HARTFORD FIRE & CAS GRP	128,473,226	0.17%	97.57 %
24	L	4011	GENWORTH FIN GRP	120,523,179	0.16%	97.74 %
25	L	304	PRUDENTIAL OF AMER GRP	97,041,592	0.13%	97.87 %
26	L	233	CNO FINANCIAL GRP	84,547,895	0.11%	97.98 %
27	H	1189	VISION SERV PLAN GRP	80,996,850	0.11%	98.09 %
28	L	860	NORTHWESTERN MUT GRP	78,823,355	0.11%	98.20 %
29	L	332	PRINCIPAL FIN GRP	75,187,333	0.10%	98.30 %
30	L	4832	VOYA FINANCIAL GRP	65,956,466	0.09%	98.39 %
31	L	904	JOHN HANCOCK GRP	65,730,325	0.09%	98.48 %
32	L	520	NEW ERA LIFE GRP	62,712,467	0.09%	98.57 %
33	L	1348	MEIJI YASUDA LIFE INS GRP	57,630,365	0.08%	98.64 %
34	L	468	AEGON US HOLDING GRP	52,286,256	0.07%	98.72 %
35	L	451	FIDELITY SECURITY GRP	47,952,078	0.07%	98.78 %
36	H	12747	ELIXIR INS CO	44,446,777	0.06%	98.84 %
37	L	435	MASS MUT LIFE INS GRP	41,304,653	0.06%	98.90 %
38	L	4855	SUMITOMO LIFE INS GRP	40,781,285	0.06%	98.95 %
39	L	626	CHUBB LTD GRP	37,244,574	0.05%	99.00 %
40	L	8	ALLSTATE INS GRP	35,026,007	0.05%	99.05 %
41	H	4696	VISION BENEFITS GRP	29,913,209	0.04%	99.09 %
42	L	836	WEST SOUTHERN GRP	25,473,735	0.03%	99.13 %
43	L	56014	THRIVENT FINANCIAL FOR LUTHERANS	24,464,941	0.03%	99.16 %
44	L	330	AMERICAN FIDELITY CORP GRP	24,164,846	0.03%	99.19 %
45	L	661	BCBS OF SC GRP	24,154,758	0.03%	99.23 %
46	H	4842	PROVIDER PARTNERS HLTH GRP	23,984,005	0.03%	99.26 %
47	L	943	AMERITAS MUT HOLDING GRP	23,430,098	0.03%	99.29 %
48	L	3527	WELLABE MUT HOLDING CO GRP	21,871,280	0.03%	99.32 %
49	L	1117	MANHATTAN LIFE GRP	21,661,783	0.03%	99.35 %
50	L	306	TRUSTAGE GRP	20,136,318	0.03%	99.38 %
51	L	869	MINNESOTA MUT GRP	19,216,921	0.03%	99.40 %
52	L	140	NATIONWIDE CORP GRP	18,898,909	0.03%	99.43 %
53	L	619	ONEAMERICA FIN PARTNERS GRP	18,406,257	0.03%	99.45 %
54	L	525	PAN AMER LIFE GRP	18,118,539	0.02%	99.48 %
55	H	4818	OSCAR HEALTH INC GRP	17,375,769	0.02%	99.50 %
56	L	290	GLOBE LIFE INC GRP	17,219,792	0.02%	99.52 %
57	L	98	WR BERKLEY CORP GRP	16,844,430	0.02%	99.55 %
58	L	4616	EVERENCE GRP	16,829,251	0.02%	99.57 %
59	L	4	AMERIPRISE FIN GRP	16,185,879	0.02%	99.59 %
60	L	276	TRUSTMARK MUT HOLDING CO GRP	15,646,302	0.02%	99.61 %
61	H	4918	CLOVER HLTH GRP	12,806,248	0.02%	99.63 %
62	L	781	UNION LABOR GRP	12,037,174	0.02%	99.65 %
63	L	93521	GRANULAR INS CO	11,833,343	0.02%	99.66 %
64	L	200	UNITED SERV AUTOMOBILE ASSN GRP	11,023,173	0.01%	99.68 %

**ACCIDENT and HEALTH INSURANCE INDUSTRY  
PROPERTY/CASUALTY, LIFE/HEALTH and HEALTH INSURERS  
2022 MARKET SHARE REPORT - TOTAL PREMIUM**

**Pennsylvania**

Rank	Business Type	Group/ Company Code	Group/Company Name	Direct Written Premium	Market Share	Cumulative Market Share
65	L	61921	CITIZENS SECURITY LIFE INS CO	10,344,790	0.01%	99.69 %
66	L	300	HORACE MANN GRP	10,208,808	0.01%	99.71 %
67	L	687	GUARANTEE TRUST GRP	8,952,898	0.01%	99.72 %
68	L	367	PHYSICIANS MUT GRP	8,623,820	0.01%	99.73 %
69	L	477	RENAISSANCE HLTH SERV CORP GRP	8,495,153	0.01%	99.74 %
70	L	181	SWISS RE GRP	8,260,212	0.01%	99.75 %
71	L H	4794	GROUP 1001 INS HOLDINGS GRP	7,711,601	0.01%	99.76 %
72	L	23	BCS INS GRP	7,621,894	0.01%	99.77 %
73	L	761	ALLIANZ INS GRP	7,565,089	0.01%	99.78 %
74	L	4965	EQUITABLE HOLDINGS INC GRP	7,450,607	0.01%	99.79 %
75	L	587	ATLANTIC AMER GRP	7,275,722	0.01%	99.80 %
76	L	4862	ASSURITY GRP	6,250,065	0.01%	99.81 %
77	L	449	FINANCIAL HOLDINGS GRP	6,128,104	0.01%	99.82 %
78	L	4932	BRIGHTHOUSE HOLDINGS GRP	5,963,266	0.01%	99.83 %
79	L	1211	NATIONAL GUARDIAN LIFE INS GRP	5,864,982	0.01%	99.84 %
80	L	71404	CONTINENTAL GEN INS CO	5,751,796	0.01%	99.84 %
81	L	4712	GPM LIFE GRP	5,536,340	0.01%	99.85 %
82	H	4881	M MELE GRP	5,511,913	0.01%	99.86 %
83	L	213	ERIE INS GRP	5,391,740	0.01%	99.87 %
84	L H	917	HCSC GRP	4,932,488	0.01%	99.87 %
85	L	12	AMERICAN INTL GRP	4,679,931	0.01%	99.88 %
86	L	458	DAI-ICHI LIFE HOLDINGS INC GRP	3,849,656	0.01%	99.89 %
87	L	4853	AAA LIFE GRP	3,765,311	0.01%	99.89 %
88	L	1186	LIFETIME HLTHCARE GRP	3,279,299	- %	99.90 %
89	L	42129	UNITED SECURITY ASSUR CO OF PA	3,041,588	- %	99.90 %
90	L	212	ZURICH INS GRP	2,909,004	- %	99.90 %
91	L	581	BOSTON MUT GRP	2,908,738	- %	99.91 %
92	L	4718	TIPTREE FIN GRP	2,842,752	- %	99.91 %
93	L	4925	KUVARE GRP	2,701,000	- %	99.91 %
94	H	4719	AMFIRST HOLDINGS GRP	2,686,411	- %	99.92 %
95	L	4947	PROSPERITY LIFE INS GRP	2,674,161	- %	99.92 %
96	L	57657	ROYAL NEIGHBORS OF AMER	2,435,995	- %	99.93 %
97	L	704	CONSTELLATION INS HOLDINGS GRP	2,381,336	- %	99.93 %
98	L	572	BCBS OF MI GRP	2,317,762	- %	99.93 %
99	H	81264	NIPPON LIFE INS CO OF AMER	2,176,024	- %	99.93 %
100	L	3891	GLOBAL ATLANTIC GRP	2,097,356	- %	99.94 %
101	L	11121	UNIFIED LIFE INS CO	2,072,296	- %	99.94 %
102	L	58033	KNIGHTS OF COLUMBUS	1,983,792	- %	99.94 %
103	L	408	BROOKFIELD ASSET MGMT REINS PARTNERS	1,975,736	- %	99.95 %
104	L	588	KANSAS CITY LIFE INS GRP	1,918,874	- %	99.95 %
105	L	7	FEDERATED MUT GRP	1,891,094	- %	99.95 %
106	L	4736	GGC GRP	1,836,751	- %	99.95 %
107	L	64580	ILLINOIS MUT LIFE INS CO	1,822,373	- %	99.96 %
108	L	60216	AMALGAMATED LIFE INS CO	1,624,503	- %	99.96 %
109	L	4888	STERLING FINANCIAL INS GRP INC	1,557,734	- %	99.96 %
110	L	31	BERKSHIRE HATHAWAY GRP	1,444,923	- %	99.96 %
111	L	1216	TIAA FAMILY GRP	1,435,271	- %	99.96 %
112	L	4903	CALTON HOLDINGS GRP	1,367,951	- %	99.97 %
113	L	66214	HEARTLAND NATL LIFE INS CO	1,357,215	- %	99.97 %
114	L	56227	KSKJ LIFE	1,325,249	- %	99.97 %
115	L	3436	LIBERTY LIFE GRP TRUST GRP	1,236,455	- %	99.97 %
116	H	64696	FIRST CONTINENTAL LIFE & ACC	1,147,316	- %	99.97 %
117	L	690	CENTRAL STATES GRP	1,142,078	- %	99.97 %
118	H	4979	ZING HLTH ENTERPRISES GRP	1,054,213	- %	99.98 %
119	L	56499	ASSURED LIFE ASSN	963,283	- %	99.98 %
120	H	115	DELTA DENTAL PLAN OF IL GRP	862,323	- %	99.98 %
121	L	58009	POLICE & FIREMENS INS ASSN	824,939	- %	99.98 %
122	L	90638	BEST LIFE & HLTH INS CO	815,916	- %	99.98 %
123	L	2858	HOMESHIELD CAPITAL GRP	808,260	- %	99.98 %
124	H	126	EDUCATORS MUT GRP	775,962	- %	99.98 %
125	L	876	ARKANSAS BCBS GRP	744,371	- %	99.98 %
			<b>**TOTAL**</b>	<b>73,566,717,815</b>	<b>100.00%</b>	<b>100.00 %</b>

**ACCIDENT and HEALTH INSURANCE INDUSTRY  
PROPERTY/CASUALTY, LIFE/HEALTH and HEALTH INSURERS  
2022 MARKET SHARE REPORT - TOTAL PREMIUM**

**Rhode Island**

Rank	Business Type	Group/ Company Code	Group/Company Name	Direct Written Premium	Market Share	Cumulative Market Share
1	H	53473	BCBS OF RI	1,888,047,165	33.45%	33.45 %
2	H	95402	NEIGHBORHOOD HLTH PLAN OF RI INC	1,636,013,133	28.98%	62.44 %
3	LH	707	UNITEDHEALTH GRP	1,535,388,994	27.20%	89.64 %
4	H	4742	POINT32HEALTH INC GRP	142,200,455	2.52%	92.16 %
5	LH	1	CVS GRP	83,553,969	1.48%	93.64 %
6	H	1571	DELTA DENTAL OF RI GRP	57,926,310	1.03%	94.66 %
7	LH	901	CIGNA HLTH GRP	39,118,794	0.69%	95.36 %
8	LH	1295	CENTENE CORP GRP	32,106,785	0.57%	95.93 %
9	L	241	METROPOLITAN GRP	25,060,892	0.44%	96.37 %
10	L	370	AFLAC GRP	16,159,384	0.29%	96.66 %
11	L	565	UNUM GRP	15,864,404	0.28%	96.94 %
12	L	549	SUN LIFE FINANCIAL INC GRP	13,336,881	0.24%	97.17 %
13	L	91	HARTFORD FIRE & CAS GRP	13,045,662	0.23%	97.40 %
14	H	1189	VISION SERV PLAN GRP	12,112,428	0.21%	97.62 %
15	L	4011	GENWORTH FIN GRP	9,005,122	0.16%	97.78 %
16	L	826	NEW YORK LIFE GRP	8,361,481	0.15%	97.93 %
17	L	860	NORTHWESTERN MUT GRP	7,811,748	0.14%	98.06 %
18	H	119	HUMANA GRP	7,096,086	0.13%	98.19 %
19	L	20	LINCOLN NATL GRP	7,061,556	0.13%	98.32 %
20	L	233	CNO FINANCIAL GRP	7,031,732	0.12%	98.44 %
21	LH	261	MUTUAL OF OMAHA GRP	7,028,277	0.12%	98.56 %
22	L	904	JOHN HANCOCK GRP	6,594,292	0.12%	98.68 %
23	L	1348	MEIJI YASUDA LIFE INS GRP	6,018,167	0.11%	98.79 %
24	L	4832	VOYA FINANCIAL GRP	5,513,759	0.10%	98.89 %
25	L	304	PRUDENTIAL OF AMER GRP	4,891,902	0.09%	98.97 %
26	L	812	HIGHMARK GRP	4,617,462	0.08%	99.05 %
27	L	429	GUARDIAN LIFE GRP	4,417,488	0.08%	99.13 %
28	L	3098	TOKIO MARINE HOLDINGS INC GRP	4,178,307	0.07%	99.21 %
29	L	332	PRINCIPAL FIN GRP	3,861,875	0.07%	99.27 %
30	H	12747	ELIXIR INS CO	3,247,338	0.06%	99.33 %
31	L	435	MASS MUT LIFE INS GRP	2,943,726	0.05%	99.38 %
32	L	4855	SUMITOMO LIFE INS GRP	2,776,508	0.05%	99.43 %
33	L	626	CHUBB LTD GRP	2,732,011	0.05%	99.48 %
34	L	468	AEGON US HOLDING GRP	2,404,108	0.04%	99.52 %
35	L	451	FIDELITY SECURITY GRP	2,218,960	0.04%	99.56 %
36	L	98	WR BERKLEY CORP GRP	2,126,232	0.04%	99.60 %
37	H	2479	DENTEGRA GRP	1,798,149	0.03%	99.63 %
38	L	8	ALLSTATE INS GRP	1,712,834	0.03%	99.66 %
39	L	200	UNITED SERV AUTOMOBILE ASSN GRP	1,524,924	0.03%	99.69 %
40	L	4	AMERIPRISE FIN GRP	1,378,742	0.02%	99.72 %
41	L	290	GLOBE LIFE INC GRP	1,171,702	0.02%	99.74 %
42	L	943	AMERITAS MUT HOLDING GRP	1,117,183	0.02%	99.76 %
43	L	869	MINNESOTA MUT GRP	997,799	0.02%	99.77 %
44	L	4932	BRIGHTHOUSE HOLDINGS GRP	985,936	0.02%	99.79 %
45	L	306	TRUSTAGE GRP	928,353	0.02%	99.81 %
46	L	140	NATIONWIDE CORP GRP	890,179	0.02%	99.82 %
47	H	4999	COMMONWEALTH CARE ALIANCE GRP	733,561	0.01%	99.84 %
48	L	1117	MANHATTAN LIFE GRP	687,370	0.01%	99.85 %
49	L	58009	POLICE & FIREMENS INS ASSN	671,220	0.01%	99.86 %
50	L	525	PAN AMER LIFE GRP	572,627	0.01%	99.87 %
51	L	4925	KUVARE GRP	559,200	0.01%	99.88 %
52	L	276	TRUSTMARK MUT HOLDING CO GRP	531,665	0.01%	99.89 %
53	L	687	GUARANTEE TRUST GRP	453,052	0.01%	99.90 %
54	L	330	AMERICAN FIDELITY CORP GRP	429,267	0.01%	99.91 %
55	L	761	ALLIANZ INS GRP	367,922	0.01%	99.91 %
56	L	581	BOSTON MUT GRP	304,386	0.01%	99.92 %
57	L	12	AMERICAN INTL GRP	304,166	0.01%	99.92 %
58	L	477	RENAISSANCE HLTH SERV CORP GRP	302,657	0.01%	99.93 %
59	L	4862	ASSURITY GRP	301,851	0.01%	99.93 %
60	L	1211	NATIONAL GUARDIAN LIFE INS GRP	259,381	- %	99.94 %
61	L	458	DAI-ICHI LIFE HOLDINGS INC GRP	253,834	- %	99.94 %
62	L	212	ZURICH INS GRP	202,688	- %	99.95 %
63	L	704	CONSTELLATION INS HOLDINGS GRP	195,376	- %	99.95 %
64	L	56014	THRIVENT FINANCIAL FOR LUTHERANS	191,980	- %	99.95 %

**ACCIDENT and HEALTH INSURANCE INDUSTRY  
PROPERTY/CASUALTY, LIFE/HEALTH and HEALTH INSURERS  
2022 MARKET SHARE REPORT - TOTAL PREMIUM**

**Rhode Island**

Rank	Business Type	Group/ Company Code	Group/Company Name	Direct Written Premium	Market Share	Cumulative Market Share
65	L	93521	GRANULAR INS CO	188,860	- %	99.96 %
66	L	58033	KNIGHTS OF COLUMBUS	185,445	- %	99.96 %
67	L	4965	EQUITABLE HOLDINGS INC GRP	152,340	- %	99.96 %
68	L	1186	LIFETIME HLTHCARE GRP	146,601	- %	99.96 %
69	L	619	ONEAMERICA FIN PARTNERS GRP	126,225	- %	99.97 %
70	L	23	BCS INS GRP	125,398	- %	99.97 %
71	H	64696	FIRST CONTINENTAL LIFE & ACC	114,554	- %	99.97 %
72	L	634	NATIONAL LIFE GRP	93,527	- %	99.97 %
73	L	1216	TIAA FAMILY GRP	90,674	- %	99.97 %
74	L	572	BCBS OF MI GRP	85,007	- %	99.98 %
75	L	367	PHYSICIANS MUT GRP	76,423	- %	99.98 %
76	L	408	BROOKFIELD ASSET MGMT REINS PARTNERS	75,277	- %	99.98 %
77	L	836	WEST SOUTHERN GRP	73,633	- %	99.98 %
78	L	3891	GLOBAL ATLANTIC GRP	70,386	- %	99.98 %
79	L	60216	AMALGAMATED LIFE INS CO	67,515	- %	99.98 %
80	L	781	UNION LABOR GRP	62,885	- %	99.98 %
81	L	300	HORACE MANN GRP	58,824	- %	99.98 %
82	L	64580	ILLINOIS MUT LIFE INS CO	58,590	- %	99.99 %
83	L	4712	GPM LIFE GRP	49,284	- %	99.99 %
84	L	587	ATLANTIC AMER GRP	40,200	- %	99.99 %
85	L	7	FEDERATED MUT GRP	39,726	- %	99.99 %
86	L	77879	5 STAR LIFE INS CO	39,031	- %	99.99 %
87	L	4734	APOLLO GLOBAL MGMT GRP	35,577	- %	99.99 %
88	L	5026	21ST CENTURY LIFE & HEALTH CO GRP	35,274	- %	99.99 %
89	L	4926	TALCOTT HOLDINGS GRP	34,920	- %	99.99 %
90	L	5014	EVERLAKE HOLDINGS GRP	34,831	- %	99.99 %
91	L	661	BCBS OF SC GRP	34,473	- %	99.99 %
92	L	730	MEDICAL MUT OF OH GRP	30,876	- %	99.99 %
93	L	3527	WELLABE MUT HOLDING CO GRP	30,331	- %	99.99 %
94	L	440	REGAL REINS GRP	27,368	- %	99.99 %
95	L	918	JACKSON NATL GRP	25,783	- %	99.99 %
96	L	5021	ONEMAIN HOLDINGS INC GRP	25,007	- %	99.99 %
97	L	769	GREAT WEST GRP	24,262	- %	99.99 %
98	L	574	AMERCO CORP GRP	24,233	- %	100.00 %
99	L	71404	CONTINENTAL GEN INS CO	23,915	- %	100.00 %
100	L	917	HCSC GRP	23,765	- %	100.00 %
101	L	350	GENERAL ELECTRIC GRP	20,962	- %	100.00 %
102	L	4553	SAVINGS BANK LIFE GRP	20,892	- %	100.00 %
103	L	4853	AAA LIFE GRP	16,082	- %	100.00 %
104	L	4736	GGC GRP	15,649	- %	100.00 %
105	L	62928	EMC NATL LIFE CO	13,805	- %	100.00 %
106	L	850	PENN MUT GRP	13,621	- %	100.00 %
107	L	876	ARKANSAS BCBS GRP	13,357	- %	100.00 %
108	L	4616	EVERENCE GRP	9,435	- %	100.00 %
109	L	50	COUNTRY INS & FIN SERV GRP	9,274	- %	100.00 %
110	L	11121	UNIFIED LIFE INS CO	9,104	- %	100.00 %
111	L	449	FINANCIAL HOLDINGS GRP	8,719	- %	100.00 %
112	L	690	CENTRAL STATES GRP	7,719	- %	100.00 %
113	L	4888	STERLING FINANCIAL INS GRP INC	7,541	- %	100.00 %
114	L	88668	MUTUAL OF AMER LIFE INS CO	7,444	- %	100.00 %
115	H	4979	ZING HLTH ENTERPRISES GRP	5,721	- %	100.00 %
116	L	68772	SECURITY MUT LIFE INS CO OF NY	5,700	- %	100.00 %
117	L	56456	UNITED STATES LETTER CARRIERS MUT BE	5,266	- %	100.00 %
118	L	56383	ORDER OF UNITED COMMERCIAL TRAVELERS	4,483	- %	100.00 %
119	L	4213	WILTON RE GRP	4,396	- %	100.00 %
120	L	56499	ASSURED LIFE ASSN	4,088	- %	100.00 %
121	L	181	SWISS RE GRP	2,208	- %	100.00 %
122	L	4750	PRIMERICA GRP	2,187	- %	100.00 %
123	L	58068	INDEPENDENT ORDER OF FORESTERS US BR	2,116	- %	100.00 %
124	L	56030	CATHOLIC FINANCIAL LIFE	1,791	- %	100.00 %
125	L	4966	INSURANCE CAPITAL GRP	1,784	- %	100.00 %
			<b>**TOTAL**</b>	<b>5,644,356,729</b>	<b>100.00%</b>	<b>100.00 %</b>

**ACCIDENT and HEALTH INSURANCE INDUSTRY  
PROPERTY/CASUALTY, LIFE/HEALTH and HEALTH INSURERS  
2022 MARKET SHARE REPORT - TOTAL PREMIUM**

South Carolina

Rank	Business Type	Group/ Company Code	Group/Company Name	Direct Written Premium	Market Share	Cumulative Market Share
1	LH	661	BCBS OF SC GRP	5,279,581,004	29.30%	29.30 %
2	LH	707	UNITEDHEALTH GRP	3,227,109,043	17.91%	47.20 %
3	H	119	HUMANA GRP	2,267,284,285	12.58%	59.78 %
4	LH	1295	CENTENE CORP GRP	1,715,595,607	9.52%	69.30 %
5	H	936	INDEPENDENCE HLTH GRP INC GRP	1,666,538,840	9.25%	78.55 %
6	H	1531	MOLINA HEALTHCARE INC GRP	979,090,436	5.43%	83.98 %
7	LH	1	CVS GRP	941,140,257	5.22%	89.20 %
8	LH	901	CIGNA HLTH GRP	387,267,534	2.15%	91.35 %
9	LH	261	MUTUAL OF OMAHA GRP	114,713,018	0.64%	91.99 %
10	L	565	UNUM GRP	101,404,673	0.56%	92.55 %
11	L	241	METROPOLITAN GRP	92,106,730	0.51%	93.06 %
12	L	370	AFLAC GRP	84,549,612	0.47%	93.53 %
13	L	429	GUARDIAN LIFE GRP	69,537,862	0.39%	93.92 %
14	H	4887	BRIGHT HLTH GRP	60,071,707	0.33%	94.25 %
15	L	1348	MEIJI YASUDA LIFE INS GRP	54,249,964	0.30%	94.55 %
16	L	826	NEW YORK LIFE GRP	53,079,771	0.29%	94.85 %
17	L	549	SUN LIFE FINANCIAL INC GRP	49,466,975	0.27%	95.12 %
18	L	4011	GENWORTH FIN GRP	46,674,329	0.26%	95.38 %
19	L	91	HARTFORD FIRE & CAS GRP	46,256,901	0.26%	95.64 %
20	L	20	LINCOLN NATL GRP	43,403,450	0.24%	95.88 %
21	L	8	ALLSTATE INS GRP	42,980,670	0.24%	96.12 %
22	L	332	PRINCIPAL FIN GRP	38,991,754	0.22%	96.33 %
23	L	860	NORTHWESTERN MUT GRP	34,187,568	0.19%	96.52 %
24	L	3098	TOKIO MARINE HOLDINGS INC GRP	30,094,087	0.17%	96.69 %
25	L	904	JOHN HANCOCK GRP	29,837,521	0.17%	96.85 %
26	H	3680	DELTA DENTAL PLAN OF MO GRP	29,216,719	0.16%	97.02 %
27	L	276	TRUSTMARK MUT HOLDING CO GRP	28,957,451	0.16%	97.18 %
28	L	304	PRUDENTIAL OF AMER GRP	28,802,576	0.16%	97.34 %
29	L	233	CNO FINANCIAL GRP	25,942,718	0.14%	97.48 %
30	L	4832	VOYA FINANCIAL GRP	25,763,998	0.14%	97.62 %
31	L	468	AEGON US HOLDING GRP	22,684,435	0.13%	97.75 %
32	L	943	AMERITAS MUT HOLDING GRP	21,751,991	0.12%	97.87 %
33	L	520	NEW ERA LIFE GRP	19,248,510	0.11%	97.98 %
34	L	1117	MANHATTAN LIFE GRP	18,619,519	0.10%	98.08 %
35	H	12747	ELIXIR INS CO	17,386,709	0.10%	98.18 %
36	L	435	MASS MUT LIFE INS GRP	16,244,378	0.09%	98.27 %
37	L	290	GLOBE LIFE INC GRP	15,072,494	0.08%	98.35 %
38	H	4918	CLOVER HLTH GRP	13,894,887	0.08%	98.43 %
39	L	869	MINNESOTA MUT GRP	13,547,142	0.08%	98.50 %
40	H	4921	UNICO PREMIER GRP	13,453,692	0.07%	98.58 %
41	H	1189	VISION SERV PLAN GRP	11,913,514	0.07%	98.64 %
42	L	200	UNITED SERV AUTOMOBILE ASSN GRP	11,038,651	0.06%	98.71 %
43	L	451	FIDELITY SECURITY GRP	10,785,315	0.06%	98.77 %
44	L	3527	WELLABE MUT HOLDING CO GRP	10,355,417	0.06%	98.82 %
45	L	140	NATIONWIDE CORP GRP	10,041,581	0.06%	98.88 %
46	L	626	CHUBB LTD GRP	9,303,166	0.05%	98.93 %
47	L	98	WR BERKLEY CORP GRP	9,073,298	0.05%	98.98 %
48	L	4855	SUMITOMO LIFE INS GRP	9,019,518	0.05%	99.03 %
49	L	367	PHYSICIANS MUT GRP	8,818,250	0.05%	99.08 %
50	LH	812	HIGHMARK GRP	8,620,716	0.05%	99.13 %
51	L	306	TRUSTAGE GRP	8,181,492	0.05%	99.17 %
52	L	330	AMERICAN FIDELITY CORP GRP	7,014,424	0.04%	99.21 %
53	L	687	GUARANTEE TRUST GRP	6,798,411	0.04%	99.25 %
54	L	300	HORACE MANN GRP	6,329,518	0.04%	99.28 %
55	L	61921	CITIZENS SECURITY LIFE INS CO	5,871,570	0.03%	99.32 %
56	H	2479	DENTEGRA GRP	5,339,130	0.03%	99.35 %
57	L	836	WEST SOUTHERN GRP	5,008,465	0.03%	99.37 %
58	L	525	PAN AMER LIFE GRP	4,618,328	0.03%	99.40 %
59	L	4	AMERIPRISE FIN GRP	4,541,278	0.03%	99.43 %
60	L	71404	CONTINENTAL GEN INS CO	4,292,150	0.02%	99.45 %
61	H	4905	NATIONAL HEALTHCARE CORP GRP	4,137,464	0.02%	99.47 %
62	L	56014	THRIVENT FINANCIAL FOR LUTHERANS	4,081,959	0.02%	99.49 %
63	L	1211	NATIONAL GUARDIAN LIFE INS GRP	3,988,430	0.02%	99.52 %
64	L	477	RENAISSANCE HLTH SERV CORP GRP	3,799,498	0.02%	99.54 %



**ACCIDENT and HEALTH INSURANCE INDUSTRY  
PROPERTY/CASUALTY, LIFE/HEALTH and HEALTH INSURERS  
2022 MARKET SHARE REPORT - TOTAL PREMIUM**

**South Carolina**

Rank	Business Type	Group/ Company Code	Group/Company Name	Direct Written Premium	Market Share	Cumulative Market Share
65	L	761	ALLIANZ INS GRP	3,664,796	0.02%	99.56 %
66	L	587	ATLANTIC AMER GRP	3,524,333	0.02%	99.58 %
67	L	90638	BEST LIFE & HLTH INS CO	3,464,924	0.02%	99.60 %
68	L	730	MEDICAL MUT OF OH GRP	3,449,673	0.02%	99.62 %
69	L	181	SWISS RE GRP	3,131,351	0.02%	99.63 %
70	H	4794	GROUP 1001 INS HOLDINGS GRP	3,058,452	0.02%	99.65 %
71	L	3891	GLOBAL ATLANTIC GRP	2,962,394	0.02%	99.67 %
72	L	4888	STERLING FINANCIAL INS GRP INC	2,736,876	0.02%	99.68 %
73	L	4932	BRIGHTHOUSE HOLDINGS GRP	2,731,014	0.02%	99.70 %
74	L	4712	GPM LIFE GRP	2,502,423	0.01%	99.71 %
75	L	619	ONEAMERICA FIN PARTNERS GRP	2,498,898	0.01%	99.73 %
76	L	4734	APOLLO GLOBAL MGMT GRP	2,398,977	0.01%	99.74 %
77	H	4719	AMFIRST HOLDINGS GRP	2,160,451	0.01%	99.75 %
78	L	66214	HEARTLAND NATL LIFE INS CO	2,156,904	0.01%	99.76 %
79	L	31	BERKSHIRE HATHAWAY GRP	2,058,356	0.01%	99.77 %
80	L	12	AMERICAN INTL GRP	2,008,005	0.01%	99.79 %
81	L	588	KANSAS CITY LIFE INS GRP	1,809,374	0.01%	99.80 %
82	L	458	DAI-ICHI LIFE HOLDINGS INC GRP	1,783,111	0.01%	99.80 %
83	L	4965	EQUITABLE HOLDINGS INC GRP	1,655,339	0.01%	99.81 %
84	L	68896	SOUTHERN FARM BUREAU LIFE INS CO	1,532,556	0.01%	99.82 %
85	L	408	BROOKFIELD ASSET MGMT REINS PARTNERS	1,447,752	0.01%	99.83 %
86	L	93521	GRANULAR INS CO	1,443,799	0.01%	99.84 %
87	L	4824	ADVANTAGE CAPITAL GRP	1,371,548	0.01%	99.85 %
88	L	574	AMERCO CORP GRP	1,330,393	0.01%	99.85 %
89	L	4862	ASSURITY GRP	1,249,699	0.01%	99.86 %
90	L	4736	GGC GRP	1,185,019	0.01%	99.87 %
91	L H	917	HCSC GRP	1,183,343	0.01%	99.87 %
92	L	56693	GCU	1,157,711	0.01%	99.88 %
93	L	65412	LIFE INS CO OF AL	1,121,371	0.01%	99.89 %
94	L	1186	LIFETIME HLTHCARE GRP	1,073,241	0.01%	99.89 %
95	L	449	FINANCIAL HOLDINGS GRP	985,189	0.01%	99.90 %
96	L	58033	KNIGHTS OF COLUMBUS	957,284	0.01%	99.90 %
97	L	23	BCS INS GRP	938,379	0.01%	99.91 %
98	L	7	FEDERATED MUT GRP	811,926	- %	99.91 %
99	L	704	CONSTELLATION INS HOLDINGS GRP	808,705	- %	99.92 %
100	L	629	PLATEAU GRP	798,896	- %	99.92 %
101	L	4853	AAA LIFE GRP	777,377	- %	99.93 %
102	L	215	KEMPER CORP GRP	711,852	- %	99.93 %
103	L	572	BCBS OF MI GRP	704,593	- %	99.93 %
104	L	4947	PROSPERITY LIFE INS GRP	681,449	- %	99.94 %
105	L	4213	WILTON RE GRP	678,776	- %	99.94 %
106	L	64580	ILLINOIS MUT LIFE INS CO	605,562	- %	99.94 %
107	L	4925	KUVARE GRP	586,009	- %	99.95 %
108	L	57320	WOODMEN WORLD LIFE INS SOC	569,621	- %	99.95 %
109	L	11121	UNIFIED LIFE INS CO	568,415	- %	99.95 %
110	L	3436	LIBERTY LIFE GRP TRUST GRP	565,820	- %	99.96 %
111	H	81264	NIPPON LIFE INS CO OF AMER	563,475	- %	99.96 %
112	L	2858	HOMESHIELD CAPITAL GRP	556,600	- %	99.96 %
113	L	212	ZURICH INS GRP	520,787	- %	99.97 %
114	L	690	CENTRAL STATES GRP	393,981	- %	99.97 %
115	L	280	AUTO OWNERS GRP	379,083	- %	99.97 %
116	L	56383	ORDER OF UNITED COMMERCIAL TRAVELERS	372,634	- %	99.97 %
117	H	4979	ZING HLTH ENTERPRISES GRP	325,438	- %	99.97 %
118	L	56499	ASSURED LIFE ASSN	314,167	- %	99.98 %
119	L	42129	UNITED SECURITY ASSUR CO OF PA	309,761	- %	99.98 %
120	L	5026	21ST CENTURY LIFE & HEALTH CO GRP	275,977	- %	99.98 %
121	L	69132	STATE MUT INS CO	272,233	- %	99.98 %
122	L	781	UNION LABOR GRP	265,752	- %	99.98 %
123	L	581	BOSTON MUT GRP	233,321	- %	99.98 %
124	L	769	GREAT WEST GRP	215,896	- %	99.99 %
125	L	4926	TALCOTT HOLDINGS GRP	205,512	- %	99.99 %
			<b>**TOTAL**</b>	<b>18,022,019,261</b>	<b>100.00%</b>	<b>100.00 %</b>

**ACCIDENT and HEALTH INSURANCE INDUSTRY  
PROPERTY/CASUALTY, LIFE/HEALTH and HEALTH INSURERS  
2022 MARKET SHARE REPORT - TOTAL PREMIUM**

**South Dakota**

Rank	Business Type	Group/ Company Code	Group/Company Name	Direct Written Premium	Market Share	Cumulative Market Share
1	H	770	WELLMARK INC GRP	887,963,383	34.62%	34.62 %
2	H	1246	SANFORD HLTH GRP	314,926,478	12.28%	46.90 %
3	H	95839	AVERA HLTH PLANS INC	307,724,335	12.00%	58.90 %
4	H	1552	MEDICA GRP	169,052,025	6.59%	65.49 %
5	L H	707	UNITEDHEALTH GRP	150,051,539	5.85%	71.34 %
6	H	119	HUMANA GRP	125,911,196	4.91%	76.25 %
7	H	54097	DELTA DENTAL PLAN OF SD	73,262,467	2.86%	79.11 %
8	L	370	AFLAC GRP	65,403,311	2.55%	81.66 %
9	L H	1	CVS GRP	58,899,764	2.30%	83.95 %
10	L H	261	MUTUAL OF OMAHA GRP	43,550,619	1.70%	85.65 %
11	L	233	CNO FINANCIAL GRP	43,469,550	1.69%	87.35 %
12	L	565	UNUM GRP	25,272,758	0.99%	88.33 %
13	L	241	METROPOLITAN GRP	18,645,025	0.73%	89.06 %
14	H	1258	HEALTHPARTNERS GRP	14,584,114	0.57%	89.63 %
15	L	332	PRINCIPAL FIN GRP	14,486,349	0.56%	90.19 %
16	H	1189	VISION SERV PLAN GRP	14,305,938	0.56%	90.75 %
17	L H	1295	CENTENE CORP GRP	14,209,357	0.55%	91.31 %
18	L	4011	GENWORTH FIN GRP	13,157,240	0.51%	91.82 %
19	L H	901	CIGNA HLTH GRP	13,000,795	0.51%	92.33 %
20	H	96598	SOUTH DAKOTA STATE MED HOLDING CO	12,307,063	0.48%	92.81 %
21	L	826	NEW YORK LIFE GRP	11,146,821	0.43%	93.24 %
22	L	56014	THRIVENT FINANCIAL FOR LUTHERANS	10,805,077	0.42%	93.66 %
23	L	860	NORTHWESTERN MUT GRP	10,028,395	0.39%	94.05 %
24	L	3098	TOKIO MARINE HOLDINGS INC GRP	9,790,769	0.38%	94.43 %
25	L	290	GLOBE LIFE INC GRP	9,038,898	0.35%	94.79 %
26	L	8	ALLSTATE INS GRP	7,794,766	0.30%	95.09 %
27	L	367	PHYSICIANS MUT GRP	7,107,039	0.28%	95.37 %
28	L	904	JOHN HANCOCK GRP	6,044,911	0.24%	95.60 %
29	L H	572	BCBS OF MI GRP	6,009,495	0.23%	95.84 %
30	L	1348	MEIJI YASUDA LIFE INS GRP	5,863,192	0.23%	96.07 %
31	L	468	AEGON US HOLDING GRP	5,492,284	0.21%	96.28 %
32	L	549	SUN LIFE FINANCIAL INC GRP	4,837,579	0.19%	96.47 %
33	L	20	LINCOLN NATL GRP	4,575,303	0.18%	96.65 %
34	L	626	CHUBB LTD GRP	4,425,474	0.17%	96.82 %
35	L	451	FIDELITY SECURITY GRP	4,351,240	0.17%	96.99 %
36	L	429	GUARDIAN LIFE GRP	3,829,210	0.15%	97.14 %
37	L	69132	STATE MUT INS CO	3,796,537	0.15%	97.29 %
38	L	4832	VOYA FINANCIAL GRP	3,573,945	0.14%	97.43 %
39	L	71471	ABILITY INS CO	3,463,658	0.14%	97.56 %
40	L	687	GUARANTEE TRUST GRP	3,453,443	0.13%	97.70 %
41	L	91	HARTFORD FIRE & CAS GRP	3,349,491	0.13%	97.83 %
42	L	836	WEST SOUTHERN GRP	3,283,179	0.13%	97.95 %
43	L	943	AMERITAS MUT HOLDING GRP	2,824,915	0.11%	98.06 %
44	L	520	NEW ERA LIFE GRP	2,603,707	0.10%	98.17 %
45	L	304	PRUDENTIAL OF AMER GRP	2,406,458	0.09%	98.26 %
46	L	3527	WELLABE MUT HOLDING CO GRP	1,947,059	0.08%	98.34 %
47	L	306	TRUSTAGE GRP	1,891,657	0.07%	98.41 %
48	L	4888	STERLING FINANCIAL INS GRP INC	1,856,212	0.07%	98.48 %
49	L	66214	HEARTLAND NATL LIFE INS CO	1,819,709	0.07%	98.55 %
50	L	42129	UNITED SECURITY ASSUR CO OF PA	1,533,735	0.06%	98.61 %
51	L	1117	MANHATTAN LIFE GRP	1,462,932	0.06%	98.67 %
52	L	761	ALLIANZ INS GRP	1,444,206	0.06%	98.73 %
53	H	16413	OPTILEGRA INC	1,399,746	0.05%	98.78 %
54	L	56499	ASSURED LIFE ASSN	1,381,023	0.05%	98.83 %
55	H	4794	GROUP 1001 INS HOLDINGS GRP	1,323,211	0.05%	98.89 %
56	L	1186	LIFETIME HLTHCARE GRP	1,260,582	0.05%	98.94 %
57	L	4	AMERIPRISE FIN GRP	1,260,095	0.05%	98.98 %
58	L	4855	SUMITOMO LIFE INS GRP	1,226,305	0.05%	99.03 %
59	L	90638	BEST LIFE & HLTH INS CO	1,177,060	0.05%	99.08 %
60	H	12747	ELIXIR INS CO	1,041,287	0.04%	99.12 %
61	H	461	BCBS OF MN GRP	957,676	0.04%	99.16 %
62	L	869	MINNESOTA MUT GRP	940,410	0.04%	99.19 %
63	L	4862	ASSURITY GRP	939,729	0.04%	99.23 %
64	L	71404	CONTINENTAL GEN INS CO	880,883	0.03%	99.26 %

**ACCIDENT and HEALTH INSURANCE INDUSTRY  
PROPERTY/CASUALTY, LIFE/HEALTH and HEALTH INSURERS  
2022 MARKET SHARE REPORT - TOTAL PREMIUM**

**South Dakota**

Rank	Business Type	Group/ Company Code	Group/Company Name	Direct Written Premium	Market Share	Cumulative Market Share
65	L	3436	LIBERTY LIFE GRP TRUST GRP	861,194	0.03%	99.30 %
66	L	525	PAN AMER LIFE GRP	859,352	0.03%	99.33 %
67	L	58033	KNIGHTS OF COLUMBUS	803,597	0.03%	99.36 %
68	L	1211	NATIONAL GUARDIAN LIFE INS GRP	766,344	0.03%	99.39 %
69	L	661	BCBS OF SC GRP	758,897	0.03%	99.42 %
70	L	200	UNITED SERV AUTOMOBILE ASSN GRP	702,369	0.03%	99.45 %
71	L	435	MASS MUT LIFE INS GRP	700,044	0.03%	99.48 %
72	L	64580	ILLINOIS MUT LIFE INS CO	645,134	0.03%	99.50 %
73	H	4979	ZING HLTH ENTERPRISES GRP	644,591	0.03%	99.53 %
74	H	2479	DENTEGRA GRP	642,460	0.03%	99.55 %
75	L	730	MEDICAL MUT OF OH GRP	640,965	0.02%	99.58 %
76	L	330	AMERICAN FIDELITY CORP GRP	591,713	0.02%	99.60 %
77	L	7	FEDERATED MUT GRP	582,088	0.02%	99.62 %
78	L	140	NATIONWIDE CORP GRP	571,875	0.02%	99.64 %
79	L	4616	EVERENCE GRP	433,564	0.02%	99.66 %
80	L H	812	HIGHMARK GRP	431,348	0.02%	99.68 %
81	L	408	BROOKFIELD ASSET MGMT REINS PARTNERS	430,659	0.02%	99.70 %
82	L	4824	ADVANTAGE CAPITAL GRP	398,551	0.02%	99.71 %
83	L	212	ZURICH INS GRP	375,713	0.01%	99.73 %
84	L	458	DAI-ICHI LIFE HOLDINGS INC GRP	351,141	0.01%	99.74 %
85	L	181	SWISS RE GRP	346,078	0.01%	99.75 %
86	L	4736	GGC GRP	301,610	0.01%	99.76 %
87	L	4853	AAA LIFE GRP	301,068	0.01%	99.78 %
88	L	98	WR BERKLEY CORP GRP	283,736	0.01%	99.79 %
89	L	4925	KUVARE GRP	283,461	0.01%	99.80 %
90	L	4965	EQUITABLE HOLDINGS INC GRP	277,503	0.01%	99.81 %
91	L	588	KANSAS CITY LIFE INS GRP	272,090	0.01%	99.82 %
92	L	280	AUTO OWNERS GRP	270,837	0.01%	99.83 %
93	L	56383	ORDER OF UNITED COMMERCIAL TRAVELERS	251,471	0.01%	99.84 %
94	L	619	ONEAMERICA FIN PARTNERS GRP	245,053	0.01%	99.85 %
95	L	12	AMERICAN INTL GRP	239,018	0.01%	99.86 %
96	L	587	ATLANTIC AMER GRP	220,274	0.01%	99.87 %
97	L	50	COUNTRY INS & FIN SERV GRP	210,751	0.01%	99.88 %
98	L	917	HCSC GRP	210,130	0.01%	99.88 %
99	L	4932	BRIGHTHOUSE HOLDINGS GRP	199,549	0.01%	99.89 %
100	L	23	BCS INS GRP	185,922	0.01%	99.90 %
101	L	3891	GLOBAL ATLANTIC GRP	181,192	0.01%	99.91 %
102	L	300	HORACE MANN GRP	177,083	0.01%	99.91 %
103	L	690	CENTRAL STATES GRP	162,073	0.01%	99.92 %
104	L	704	CONSTELLATION INS HOLDINGS GRP	156,459	0.01%	99.93 %
105	L	449	FINANCIAL HOLDINGS GRP	146,662	0.01%	99.93 %
106	L	918	JACKSON NATL GRP	142,409	0.01%	99.94 %
107	L	876	ARKANSAS BCBS GRP	129,744	0.01%	99.94 %
108	L	276	TRUSTMARK MUT HOLDING CO GRP	117,930	- %	99.95 %
109	L	574	AMERCO CORP GRP	116,069	- %	99.95 %
110	L	477	RENAISSANCE HLTH SERV CORP GRP	115,331	- %	99.96 %
111	L	2858	HOMESHIELD CAPITAL GRP	109,117	- %	99.96 %
112	L	57053	CATHOLIC UNITED FINANCIAL	87,362	- %	99.96 %
113	L	513	IOWA FARM BUREAU GRP	77,202	- %	99.97 %
114	L	4903	CALTON HOLDINGS GRP	66,840	- %	99.97 %
115	L	57487	CATHOLIC ORDER OF FORESTERS	61,138	- %	99.97 %
116	L	69337	AMERICAN FIN SECURITY LIFE INS CO	58,350	- %	99.97 %
117	L	4926	TALCOTT HOLDINGS GRP	50,127	- %	99.98 %
118	L	350	GENERAL ELECTRIC GRP	49,488	- %	99.98 %
119	L	4712	GPM LIFE GRP	48,751	- %	99.98 %
120	L	69329	SURETY LIFE & CAS INS CO	44,305	- %	99.98 %
121	L	4966	INSURANCE CAPITAL GRP	34,644	- %	99.98 %
122	L	5026	21ST CENTURY LIFE & HEALTH CO GRP	34,119	- %	99.98 %
123	L	4947	PROSPERITY LIFE INS GRP	34,075	- %	99.98 %
124	L	67	MICHIGAN FARM BUREAU GRP	32,853	- %	99.99 %
125	L	215	KEMPER CORP GRP	28,646	- %	99.99 %
			<b>**TOTAL**</b>	<b>2,564,700,733</b>	<b>100.00%</b>	<b>100.00 %</b>

**ACCIDENT and HEALTH INSURANCE INDUSTRY  
PROPERTY/CASUALTY, LIFE/HEALTH and HEALTH INSURERS  
2022 MARKET SHARE REPORT - TOTAL PREMIUM**

**Tennessee**

Rank	Business Type	Group/ Company Code	Group/Company Name	Direct Written Premium	Market Share	Cumulative Market Share
1	H	3498	BCBS OF TN GRP	8,256,910,797	31.15%	31.15 %
2	LH	707	UNITEDHEALTH GRP	6,190,512,029	23.35%	54.50 %
3	H	119	HUMANA GRP	2,719,799,468	10.26%	64.76 %
4	LH	901	CIGNA HLTH GRP	2,564,908,214	9.68%	74.43 %
5	LH	671	ELEVANCE HLTH INC GRP	2,523,902,835	9.52%	83.95 %
6	LH	1295	CENTENE CORP GRP	682,964,638	2.58%	86.53 %
7	LH	1	CVS GRP	612,549,838	2.31%	88.84 %
8	H	4677	TENNESSEE RURAL HLTH GRP	254,004,260	0.96%	89.80 %
9	H	4887	BRIGHT HLTH GRP	229,986,238	0.87%	90.67 %
10	LH	477	RENAISSANCE HLTH SERV CORP GRP	212,704,317	0.80%	91.47 %
11	L	565	UNUM GRP	186,660,782	0.70%	92.17 %
12	L	241	METROPOLITAN GRP	160,545,472	0.61%	92.78 %
13	LH	261	MUTUAL OF OMAHA GRP	155,712,046	0.59%	93.37 %
14	L	370	AFLAC GRP	137,460,116	0.52%	93.88 %
15	L	3098	TOKIO MARINE HOLDINGS INC GRP	101,964,061	0.38%	94.27 %
16	LH	549	SUN LIFE FINANCIAL INC GRP	91,263,692	0.34%	94.61 %
17	LH	917	HCSC GRP	88,229,865	0.33%	94.95 %
18	L	429	GUARDIAN LIFE GRP	73,070,911	0.28%	95.22 %
19	L	826	NEW YORK LIFE GRP	72,226,027	0.27%	95.49 %
20	L	20	LINCOLN NATL GRP	67,953,378	0.26%	95.75 %
21	L	860	NORTHWESTERN MUT GRP	61,744,650	0.23%	95.98 %
22	L	91	HARTFORD FIRE & CAS GRP	55,941,568	0.21%	96.19 %
23	L	4011	GENWORTH FIN GRP	52,408,807	0.20%	96.39 %
24	L	332	PRINCIPAL FIN GRP	46,991,233	0.18%	96.57 %
25	L	8	ALLSTATE INS GRP	45,498,171	0.17%	96.74 %
26	LH	812	HIGHMARK GRP	41,429,773	0.16%	96.90 %
27	L	451	FIDELITY SECURITY GRP	37,238,773	0.14%	97.04 %
28	L	4832	VOYA FINANCIAL GRP	36,401,124	0.14%	97.17 %
29	L	233	CNO FINANCIAL GRP	35,083,076	0.13%	97.31 %
30	L	304	PRUDENTIAL OF AMER GRP	35,079,884	0.13%	97.44 %
31	H	1189	VISION SERV PLAN GRP	34,427,863	0.13%	97.57 %
32	L	876	ARKANSAS BCBS GRP	31,351,925	0.12%	97.69 %
33	L	1348	MEIJI YASUDA LIFE INS GRP	30,445,444	0.11%	97.80 %
34	L	904	JOHN HANCOCK GRP	29,681,351	0.11%	97.91 %
35	L	330	AMERICAN FIDELITY CORP GRP	27,360,476	0.10%	98.02 %
36	L	290	GLOBE LIFE INC GRP	25,693,657	0.10%	98.11 %
37	H	4905	NATIONAL HEALTHCARE CORP GRP	25,086,051	0.09%	98.21 %
38	L	468	AEGON US HOLDING GRP	24,775,179	0.09%	98.30 %
39	L	943	AMERITAS MUT HOLDING GRP	21,119,995	0.08%	98.38 %
40	L	435	MASS MUT LIFE INS GRP	20,705,517	0.08%	98.46 %
41	H	4916	AMERICAN HLTH CO INC GRP	20,442,372	0.08%	98.54 %
42	L	1117	MANHATTAN LIFE GRP	18,685,007	0.07%	98.61 %
43	L	4855	SUMITOMO LIFE INS GRP	18,343,671	0.07%	98.68 %
44	L	1211	NATIONAL GUARDIAN LIFE INS GRP	18,154,297	0.07%	98.75 %
45	H	4818	OSCAR HEALTH INC GRP	17,744,400	0.07%	98.81 %
46	L	520	NEW ERA LIFE GRP	15,859,129	0.06%	98.87 %
47	L	661	BCBS OF SC GRP	14,530,381	0.05%	98.93 %
48	L	626	CHUBB LTD GRP	13,236,359	0.05%	98.98 %
49	L	587	ATLANTIC AMER GRP	12,256,348	0.05%	99.02 %
50	L	869	MINNESOTA MUT GRP	12,019,209	0.05%	99.07 %
51	L	98	WR BERKLEY CORP GRP	12,012,950	0.05%	99.11 %
52	L	367	PHYSICIANS MUT GRP	12,001,519	0.05%	99.16 %
53	L	619	ONEAMERICA FIN PARTNERS GRP	11,958,377	0.05%	99.20 %
54	L	61921	CITIZENS SECURITY LIFE INS CO	10,174,851	0.04%	99.24 %
55	L	570	BCBS OF AL GRP	9,495,035	0.04%	99.28 %
56	L	23	BCS INS GRP	8,904,148	0.03%	99.31 %
57	L	140	NATIONWIDE CORP GRP	8,747,560	0.03%	99.34 %
58	L	836	WEST SOUTHERN GRP	8,691,643	0.03%	99.38 %
59	L	687	GUARANTEE TRUST GRP	8,240,385	0.03%	99.41 %
60	L	306	TRUSTAGE GRP	7,147,680	0.03%	99.44 %
61	L	1186	LIFETIME HLTHCARE GRP	6,967,311	0.03%	99.46 %
62	L	3527	WELLABE MUT HOLDING CO GRP	6,755,353	0.03%	99.49 %
63	H	12747	ELIXIR INS CO	6,356,609	0.02%	99.51 %
64	L	200	UNITED SERV AUTOMOBILE ASSN GRP	6,124,047	0.02%	99.53 %

**ACCIDENT and HEALTH INSURANCE INDUSTRY  
PROPERTY/CASUALTY, LIFE/HEALTH and HEALTH INSURERS  
2022 MARKET SHARE REPORT - TOTAL PREMIUM**

Tennessee

Rank	Business Type	Group/ Company Code	Group/Company Name	Direct Written Premium	Market Share	Cumulative Market Share
65	L	4	AMERIPRISE FIN GRP	5,789,159	0.02%	99.56 %
66	L	56014	THRIVENT FINANCIAL FOR LUTHERANS	5,727,255	0.02%	99.58 %
67	L	300	HORACE MANN GRP	5,345,862	0.02%	99.60 %
68	L	629	PLATEAU GRP	4,412,197	0.02%	99.61 %
69	H	81264	NIPPON LIFE INS CO OF AMER	4,408,990	0.02%	99.63 %
70	L	181	SWISS RE GRP	4,392,560	0.02%	99.65 %
71	L	65412	LIFE INS CO OF AL	4,198,614	0.02%	99.66 %
72	L	761	ALLIANZ INS GRP	4,088,600	0.02%	99.68 %
73	H	2479	DENTEGRA GRP	4,043,667	0.02%	99.69 %
74	H	4794	GROUP 1001 INS HOLDINGS GRP	4,038,309	0.02%	99.71 %
75	L	525	PAN AMER LIFE GRP	3,818,272	0.01%	99.72 %
76	H	61018	MAGNA INS CO	3,796,261	0.01%	99.74 %
77	L	12	AMERICAN INTL GRP	3,765,266	0.01%	99.75 %
78	L	730	MEDICAL MUT OF OH GRP	3,074,181	0.01%	99.76 %
79	L	276	TRUSTMARK MUT HOLDING CO GRP	2,850,591	0.01%	99.77 %
80	L	71404	CONTINENTAL GEN INS CO	2,799,654	0.01%	99.79 %
81	L	704	CONSTELLATION INS HOLDINGS GRP	2,594,230	0.01%	99.80 %
82	L	31	BERKSHIRE HATHAWAY GRP	2,114,846	0.01%	99.80 %
83	L	4862	ASSURITY GRP	2,070,772	0.01%	99.81 %
84	L	150	OLD REPUBLIC GRP	1,960,262	0.01%	99.82 %
85	L	4888	STERLING FINANCIAL INS GRP INC	1,880,893	0.01%	99.83 %
86	L	4853	AAA LIFE GRP	1,801,938	0.01%	99.83 %
87	L	3891	GLOBAL ATLANTIC GRP	1,470,328	0.01%	99.84 %
88	L	93521	GRANULAR INS CO	1,418,717	0.01%	99.84 %
89	L	4965	EQUITABLE HOLDINGS INC GRP	1,403,568	0.01%	99.85 %
90	L	572	BCBS OF MI GRP	1,386,404	0.01%	99.85 %
91	L	4925	KUVARE GRP	1,346,818	0.01%	99.86 %
92	L	408	BROOKFIELD ASSET MGMT REINS PARTNERS	1,330,995	0.01%	99.86 %
93	L	3436	LIBERTY LIFE GRP TRUST GRP	1,330,235	0.01%	99.87 %
94	L	56499	ASSURED LIFE ASSN	1,318,507	- %	99.87 %
95	L	4947	PROSPERITY LIFE INS GRP	1,251,866	- %	99.88 %
96	L	4718	TIPTREE FIN GRP	1,241,964	- %	99.88 %
97	L	4932	BRIGHTHOUSE HOLDINGS GRP	1,227,366	- %	99.89 %
98	L	123	SHELTER INS GRP	1,206,860	- %	99.89 %
99	L	458	DAI-ICHI LIFE HOLDINGS INC GRP	1,199,677	- %	99.90 %
100	L	212	ZURICH INS GRP	1,178,345	- %	99.90 %
101	H	4719	AMFIRST HOLDINGS GRP	1,144,442	- %	99.91 %
102	L	90638	BEST LIFE & HLTH INS CO	1,077,892	- %	99.91 %
103	L	948	GULF GUARANTY GRP	1,001,193	- %	99.91 %
104	L	449	FINANCIAL HOLDINGS GRP	1,000,901	- %	99.92 %
105	L	781	UNION LABOR GRP	966,785	- %	99.92 %
106	L	58033	KNIGHTS OF COLUMBUS	961,334	- %	99.92 %
107	L	4903	CALTON HOLDINGS GRP	915,549	- %	99.93 %
108	L	4213	WILTON RE GRP	876,852	- %	99.93 %
109	L	574	AMERCO CORP GRP	859,265	- %	99.93 %
110	L	581	BOSTON MUT GRP	858,167	- %	99.94 %
111	L	4736	GGC GRP	842,510	- %	99.94 %
112	L	60216	AMALGAMATED LIFE INS CO	802,952	- %	99.94 %
113	L	213	ERIE INS GRP	793,639	- %	99.95 %
114	L	57320	WOODMEN WORLD LIFE INS SOC	762,744	- %	99.95 %
115	L	71471	ABILITY INS CO	751,150	- %	99.95 %
116	L	7	FEDERATED MUT GRP	738,277	- %	99.96 %
117	L	280	AUTO OWNERS GRP	701,319	- %	99.96 %
118	H	64696	FIRST CONTINENTAL LIFE & ACC	700,477	- %	99.96 %
119	L	66214	HEARTLAND NATL LIFE INS CO	700,471	- %	99.96 %
120	L	64580	ILLINOIS MUT LIFE INS CO	614,263	- %	99.97 %
121	L	11121	UNIFIED LIFE INS CO	465,511	- %	99.97 %
122	H	4918	CLOVER HLTH GRP	453,633	- %	99.97 %
123	L	690	CENTRAL STATES GRP	437,888	- %	99.97 %
124	H	115	DELTA DENTAL PLAN OF IL GRP	437,715	- %	99.97 %
125	L	769	GREAT WEST GRP	408,833	- %	99.97 %
			<b>**TOTAL**</b>	<b>26,510,097,814</b>	<b>100.00%</b>	<b>100.00 %</b>

**ACCIDENT and HEALTH INSURANCE INDUSTRY  
PROPERTY/CASUALTY, LIFE/HEALTH and HEALTH INSURERS  
2022 MARKET SHARE REPORT - TOTAL PREMIUM**

Texas

Rank	Business Type	Group/ Company Code	Group/Company Name	Direct Written Premium	Market Share	Cumulative Market Share
1	LH	707	UNITEDHEALTH GRP	29,758,834,069	24.77%	24.77 %
2	LH	917	HCSC GRP	20,289,618,769	16.89%	41.65 %
3	LH	1295	CENTENE CORP GRP	15,073,603,444	12.54%	54.20 %
4	LH	671	ELEVANCE HLTH INC GRP	8,679,265,330	7.22%	61.42 %
5	LH	119	HUMANA GRP	6,398,281,329	5.32%	66.75 %
6	LH	1	CVS GRP	5,859,152,653	4.88%	71.62 %
7	LH	1531	MOLINA HEALTHCARE INC GRP	4,906,817,345	4.08%	75.71 %
8	LH	901	CIGNA HLTH GRP	4,065,914,882	3.38%	79.09 %
9	H	95329	TEXAS CHILDRENS HLTH PLAN INC	3,056,168,339	2.54%	81.63 %
10	H	4892	HARRIS HLTH GRP	2,762,687,779	2.30%	83.93 %
11	H	600	SCOTT & WHITE GRP	1,819,943,316	1.51%	85.45 %
12	H	95809	DRISCOLL CHILDRENS HLTH PLAN	1,288,661,697	1.07%	86.52 %
13	H	95414	PARKLAND COMM HLTH PLAN INC	1,099,012,590	0.91%	87.43 %
14	LH	549	SUN LIFE FINANCIAL INC GRP	1,020,484,794	0.85%	88.28 %
15	H	4976	FRIDAY HLTH PLANS GRP	985,009,010	0.82%	89.10 %
16	H	2738	COMMUNITY FIRST GRP	976,295,936	0.81%	89.92 %
17	LH	241	METROPOLITAN GRP	946,576,991	0.79%	90.70 %
18	H	95822	COOK CHILDRENS HLTH PLAN	919,021,819	0.76%	91.47 %
19	H	4887	BRIGHT HLTH GRP	892,076,474	0.74%	92.21 %
20	H	4818	OSCAR HEALTH INC GRP	666,162,021	0.55%	92.76 %
21	LH	261	MUTUAL OF OMAHA GRP	586,096,994	0.49%	93.25 %
22	L	565	UNUM GRP	500,093,745	0.42%	93.67 %
23	H	52635	EL PASO FIRST HLTH PLANS INC	422,594,266	0.35%	94.02 %
24	LH	429	GUARDIAN LIFE GRP	397,738,538	0.33%	94.35 %
25	L	370	AFLAC GRP	395,079,949	0.33%	94.68 %
26	H	4924	DEVOTED HLTH GRP	381,543,927	0.32%	95.00 %
27	L	826	NEW YORK LIFE GRP	345,321,418	0.29%	95.29 %
28	L	20	LINCOLN NATL GRP	304,068,293	0.25%	95.54 %
29	L	91	HARTFORD FIRE & CAS GRP	283,515,642	0.24%	95.77 %
30	H	4958	CHRISTUS HLTH GRP	235,542,901	0.20%	95.97 %
31	L	943	AMERITAS MUT HOLDING GRP	234,306,765	0.20%	96.17 %
32	L	332	PRINCIPAL FIN GRP	202,542,942	0.17%	96.33 %
33	H	2479	DENTEGRA GRP	198,877,881	0.17%	96.50 %
34	H	1189	VISION SERV PLAN GRP	193,803,023	0.16%	96.66 %
35	L	8	ALLSTATE INS GRP	179,646,587	0.15%	96.81 %
36	L	304	PRUDENTIAL OF AMER GRP	150,942,127	0.13%	96.94 %
37	L	4832	VOYA FINANCIAL GRP	150,175,682	0.12%	97.06 %
38	L	3098	TOKIO MARINE HOLDINGS INC GRP	143,481,242	0.12%	97.18 %
39	H	13151	CARE N CARE INS CO INC	142,426,851	0.12%	97.30 %
40	L	1348	MEIJI YASUDA LIFE INS GRP	139,736,873	0.12%	97.41 %
41	L	520	NEW ERA LIFE GRP	136,016,475	0.11%	97.53 %
42	L	4011	GENWORTH FIN GRP	134,973,805	0.11%	97.64 %
43	H	4859	ASCENSION HLTH GRP	132,836,627	0.11%	97.75 %
44	L	860	NORTHWESTERN MUT GRP	126,510,045	0.11%	97.86 %
45	L	290	GLOBE LIFE INC GRP	113,542,801	0.09%	97.95 %
46	LH	812	HIGHMARK GRP	110,995,211	0.09%	98.04 %
47	L	451	FIDELITY SECURITY GRP	108,885,095	0.09%	98.13 %
48	L	468	AEGON US HOLDING GRP	105,923,969	0.09%	98.22 %
49	H	4808	MEMORIAL HERMANN GRP	104,461,799	0.09%	98.31 %
50	H	14151	SENDERO HLTH PLANS INC	98,644,694	0.08%	98.39 %
51	L	233	CNO FINANCIAL GRP	97,329,854	0.08%	98.47 %
52	L	904	JOHN HANCOCK GRP	96,811,290	0.08%	98.55 %
53	L	661	BCBS OF SC GRP	78,605,595	0.07%	98.62 %
54	L	330	AMERICAN FIDELITY CORP GRP	77,902,056	0.06%	98.68 %
55	L	200	UNITED SERV AUTOMOBILE ASSN GRP	75,120,853	0.06%	98.75 %
56	L	4855	SUMITOMO LIFE INS GRP	71,986,524	0.06%	98.81 %
57	L	1117	MANHATTAN LIFE GRP	68,470,216	0.06%	98.86 %
58	L	98	WR BERKLEY CORP GRP	66,838,657	0.06%	98.92 %
59	H	4954	UNIVERSAL HLTH SERV INC GRP	65,733,589	0.05%	98.97 %
60	L	1211	NATIONAL GUARDIAN LIFE INS GRP	65,351,401	0.05%	99.03 %
61	L	525	PAN AMER LIFE GRP	64,866,256	0.05%	99.08 %
62	L	367	PHYSICIANS MUT GRP	59,027,982	0.05%	99.13 %
63	H	16552	TEXAS INDEPENDENCE HLTH PLAN INC	55,916,302	0.05%	99.18 %
64	L	140	NATIONWIDE CORP GRP	52,958,106	0.04%	99.22 %

**ACCIDENT and HEALTH INSURANCE INDUSTRY  
PROPERTY/CASUALTY, LIFE/HEALTH and HEALTH INSURERS  
2022 MARKET SHARE REPORT - TOTAL PREMIUM**

Texas

Rank	Business Type	Group/ Company Code	Group/Company Name	Direct Written Premium	Market Share	Cumulative Market Share
65	L	435	MASS MUT LIFE INS GRP	49,806,209	0.04%	99.26 %
66	L	869	MINNESOTA MUT GRP	47,453,567	0.04%	99.30 %
67	L	306	TRUSTAGE GRP	37,642,144	0.03%	99.33 %
68	L	408	BROOKFIELD ASSET MGMT REINS PARTNERS	32,946,618	0.03%	99.36 %
69	L	71404	CONTINENTAL GEN INS CO	31,340,250	0.03%	99.39 %
70	H	126	EDUCATORS MUT GRP	30,114,572	0.03%	99.41 %
71	L	836	WEST SOUTHERN GRP	28,255,208	0.02%	99.44 %
72	L	626	CHUBB LTD GRP	28,050,795	0.02%	99.46 %
73	H	4842	PROVIDER PARTNERS HLTH GRP	26,171,987	0.02%	99.48 %
74	H	4916	AMERICAN HLTH CO INC GRP	22,490,414	0.02%	99.50 %
75	L	4	AMERIPRISE FIN GRP	22,102,350	0.02%	99.52 %
76	L	300	HORACE MANN GRP	21,916,146	0.02%	99.54 %
77	L	730	MEDICAL MUT OF OH GRP	21,018,183	0.02%	99.55 %
78	L	4922	ENTERPRISE INVESTMENTS GRP	20,403,463	0.02%	99.57 %
79	L	477	RENAISSANCE HLTH SERV CORP GRP	20,001,595	0.02%	99.59 %
80	H	12747	ELIXIR INS CO	19,296,620	0.02%	99.60 %
81	H	16477	PROCARE ADVANTAGE LLC	18,845,908	0.02%	99.62 %
82	L	93521	GRANULAR INS CO	17,854,851	0.01%	99.63 %
83	L	23	BCS INS GRP	17,229,774	0.01%	99.65 %
84	L	619	ONEAMERICA FIN PARTNERS GRP	16,179,001	0.01%	99.66 %
85	L	56014	THRIVENT FINANCIAL FOR LUTHERANS	16,076,780	0.01%	99.67 %
86	L	687	GUARANTEE TRUST GRP	15,659,890	0.01%	99.69 %
87	L	4965	EQUITABLE HOLDINGS INC GRP	14,162,232	0.01%	99.70 %
88	L	574	AMERCO CORP GRP	13,692,620	0.01%	99.71 %
89	L	276	TRUSTMARK MUT HOLDING CO GRP	13,061,239	0.01%	99.72 %
90	L	761	ALLIANZ INS GRP	12,846,250	0.01%	99.73 %
91	H	4995	IMPERIAL COS GRP	11,830,015	0.01%	99.74 %
92	H	81264	NIPPON LIFE INS CO OF AMER	11,639,766	0.01%	99.75 %
93	L	212	ZURICH INS GRP	11,602,331	0.01%	99.76 %
94	L	3527	WELLABE MUT HOLDING CO GRP	11,115,061	0.01%	99.77 %
95	L	4862	ASSURITY GRP	9,951,325	0.01%	99.78 %
96	L	587	ATLANTIC AMER GRP	9,337,776	0.01%	99.79 %
97	L	215	KEMPER CORP GRP	9,302,206	0.01%	99.79 %
98	L	781	UNION LABOR GRP	8,688,032	0.01%	99.80 %
99	L	4888	STERLING FINANCIAL INS GRP INC	8,395,717	0.01%	99.81 %
100	L	69337	AMERICAN FIN SECURITY LIFE INS CO	7,593,557	0.01%	99.81 %
101	L	918	JACKSON NATL GRP	7,460,114	0.01%	99.82 %
102	L	69132	STATE MUT INS CO	7,417,462	0.01%	99.83 %
103	L	58033	KNIGHTS OF COLUMBUS	7,189,315	0.01%	99.83 %
104	H	64696	FIRST CONTINENTAL LIFE & ACC	7,000,921	0.01%	99.84 %
105	L	4824	ADVANTAGE CAPITAL GRP	6,841,750	0.01%	99.84 %
106	L	4947	PROSPERITY LIFE INS GRP	6,639,332	0.01%	99.85 %
107	L	4712	GPM LIFE GRP	6,475,598	0.01%	99.86 %
108	L	1339	CROY HALL MGMT GRP	5,941,188	- %	99.86 %
109	L	12	AMERICAN INTL GRP	5,783,442	- %	99.87 %
110	L	4853	AAA LIFE GRP	5,722,406	- %	99.87 %
111	L	4736	GGC GRP	5,139,782	- %	99.87 %
112	H	4794	GROUP 1001 INS HOLDINGS GRP	5,082,902	- %	99.88 %
113	L	181	SWISS RE GRP	5,009,248	- %	99.88 %
114	L	11121	UNIFIED LIFE INS CO	4,979,063	- %	99.89 %
115	L	4213	WILTON RE GRP	4,914,738	- %	99.89 %
116	L	458	DAI-ICHI LIFE HOLDINGS INC GRP	4,828,275	- %	99.90 %
117	L	58009	POLICE & FIREMENS INS ASSN	4,662,076	- %	99.90 %
118	L	1186	LIFETIME HLTHCARE GRP	4,453,524	- %	99.90 %
119	L	68896	SOUTHERN FARM BUREAU LIFE INS CO	4,391,495	- %	99.91 %
120	L	42129	UNITED SECURITY ASSUR CO OF PA	4,284,101	- %	99.91 %
121	L	86959	NATIONAL FAMILY CARE LIFE INS CO	4,146,632	- %	99.91 %
122	L	572	BCBS OF MI GRP	4,115,691	- %	99.92 %
123	L	150	OLD REPUBLIC GRP	4,102,526	- %	99.92 %
124	L	66214	HEARTLAND NATL LIFE INS CO	3,932,316	- %	99.92 %
125	L	3891	GLOBAL ATLANTIC GRP	3,820,541	- %	99.93 %
			<b>**TOTAL**</b>	<b>120,157,204,191</b>	<b>100.00%</b>	<b>100.00 %</b>

**ACCIDENT and HEALTH INSURANCE INDUSTRY  
PROPERTY/CASUALTY, LIFE/HEALTH and HEALTH INSURERS  
2022 MARKET SHARE REPORT - TOTAL PREMIUM**

Utah

Rank	Business Type	Group/ Company Code	Group/Company Name	Direct Written Premium	Market Share	Cumulative Market Share
1	H	880	IHC INC GRP	3,643,378,005	37.50%	37.50 %
2	LH	707	UNITEDHEALTH GRP	1,860,535,437	19.15%	56.66 %
3	H	1207	CAMBIA HEALTH SOLUTIONS INC	1,230,017,469	12.66%	69.32 %
4	H	1531	MOLINA HEALTHCARE INC GRP	603,374,853	6.21%	75.53 %
5	LH	1	CVS GRP	402,620,459	4.14%	79.67 %
6	H	5054	UNIVERSITY OF UT GRP	337,925,883	3.48%	83.15 %
7	LH	901	CIGNA HLTH GRP	293,664,370	3.02%	86.17 %
8	H	119	HUMANA GRP	242,730,910	2.50%	88.67 %
9	H	126	EDUCATORS MUT GRP	89,859,187	0.92%	89.60 %
10	LH	429	GUARDIAN LIFE GRP	80,380,107	0.83%	90.43 %
11	L	241	METROPOLITAN GRP	72,999,325	0.75%	91.18 %
12	L	91	HARTFORD FIRE & CAS GRP	59,832,496	0.62%	91.79 %
13	L	943	AMERITAS MUT HOLDING GRP	49,673,806	0.51%	92.30 %
14	L	565	UNUM GRP	47,013,161	0.48%	92.79 %
15	L	20	LINCOLN NATL GRP	41,466,575	0.43%	93.21 %
16	LH	917	HCSC GRP	37,598,319	0.39%	93.60 %
17	LH	549	SUN LIFE FINANCIAL INC GRP	36,191,175	0.37%	93.97 %
18	H	15743	MOTIVHEALTH INS CO	29,947,423	0.31%	94.28 %
19	L	826	NEW YORK LIFE GRP	29,500,546	0.30%	94.59 %
20	L	3098	TOKIO MARINE HOLDINGS INC GRP	28,916,097	0.30%	94.88 %
21	L	4832	VOYA FINANCIAL GRP	24,809,421	0.26%	95.14 %
22	LH	261	MUTUAL OF OMAHA GRP	23,431,818	0.24%	95.38 %
23	L	370	AFLAC GRP	22,322,450	0.23%	95.61 %
24	H	4887	BRIGHT HLTH GRP	22,243,041	0.23%	95.84 %
25	L	8	ALLSTATE INS GRP	20,889,042	0.22%	96.05 %
26	L	98	WR BERKLEY CORP GRP	20,858,522	0.21%	96.27 %
27	L	332	PRINCIPAL FIN GRP	20,122,116	0.21%	96.48 %
28	L	1348	MEIJI YASUDA LIFE INS GRP	19,655,943	0.20%	96.68 %
29	LH	661	BCBS OF SC GRP	18,101,360	0.19%	96.86 %
30	L	860	NORTHWESTERN MUT GRP	16,589,081	0.17%	97.04 %
31	H	2479	DENTEGRA GRP	15,460,978	0.16%	97.19 %
32	L	876	ARKANSAS BCBS GRP	13,710,585	0.14%	97.34 %
33	H	16933	ANGLE INS CO OF UT	12,976,259	0.13%	97.47 %
34	L	4855	SUMITOMO LIFE INS GRP	12,375,009	0.13%	97.60 %
35	H	1189	VISION SERV PLAN GRP	11,814,874	0.12%	97.72 %
36	L	233	CNO FINANCIAL GRP	11,108,379	0.11%	97.83 %
37	L	451	FIDELITY SECURITY GRP	10,815,467	0.11%	97.94 %
38	LH	1295	CENTENE CORP GRP	10,672,722	0.11%	98.05 %
39	L	477	RENAISSANCE HLTH SERV CORP GRP	10,315,898	0.11%	98.16 %
40	L	290	GLOBE LIFE INC GRP	9,918,547	0.10%	98.26 %
41	L	304	PRUDENTIAL OF AMER GRP	9,740,276	0.10%	98.36 %
42	L	4965	EQUITABLE HOLDINGS INC GRP	9,219,889	0.09%	98.46 %
43	L	4011	GENWORTH FIN GRP	8,997,306	0.09%	98.55 %
44	L	408	BROOKFIELD ASSET MGMT REINS PARTNERS	7,254,311	0.07%	98.62 %
45	L	468	AEGON US HOLDING GRP	6,618,973	0.07%	98.69 %
46	L	869	MINNESOTA MUT GRP	6,208,411	0.06%	98.76 %
47	L	306	TRUSTAGE GRP	6,055,166	0.06%	98.82 %
48	L	140	NATIONWIDE CORP GRP	5,380,193	0.06%	98.87 %
49	L	77674	TOWN & COUNTRY LIFE INS CO	4,795,310	0.05%	98.92 %
50	L	1211	NATIONAL GUARDIAN LIFE INS GRP	4,779,756	0.05%	98.97 %
51	L	330	AMERICAN FIDELITY CORP GRP	4,665,292	0.05%	99.02 %
52	H	68420	WMI MUT INS CO	4,603,444	0.05%	99.07 %
53	L	687	GUARANTEE TRUST GRP	4,585,920	0.05%	99.12 %
54	L	904	JOHN HANCOCK GRP	4,451,465	0.05%	99.16 %
55	L	435	MASS MUT LIFE INS GRP	4,332,193	0.04%	99.21 %
56	H	12533	OPTICARE OF UT	4,147,927	0.04%	99.25 %
57	L	525	PAN AMER LIFE GRP	3,548,644	0.04%	99.29 %
58	H	4916	AMERICAN HLTH CO INC GRP	3,402,929	0.04%	99.32 %
59	L	587	ATLANTIC AMER GRP	3,400,759	0.04%	99.36 %
60	L	4888	STERLING FINANCIAL INS GRP INC	3,383,800	0.03%	99.39 %
61	L	836	WEST SOUTHERN GRP	3,039,856	0.03%	99.42 %
62	L	212	ZURICH INS GRP	2,886,541	0.03%	99.45 %
63	H	12747	ELIXIR INS CO	2,828,495	0.03%	99.48 %
64	LH	812	HIGHMARK GRP	2,718,845	0.03%	99.51 %



**ACCIDENT and HEALTH INSURANCE INDUSTRY  
PROPERTY/CASUALTY, LIFE/HEALTH and HEALTH INSURERS  
2022 MARKET SHARE REPORT - TOTAL PREMIUM**

Utah

Rank	Business Type	Group/ Company Code	Group/Company Name	Direct Written Premium	Market Share	Cumulative Market Share
65	L	520	NEW ERA LIFE GRP	2,680,293	0.03%	99.54 %
66	L	4862	ASSURITY GRP	2,297,585	0.02%	99.56 %
67	L	200	UNITED SERV AUTOMOBILE ASSN GRP	2,095,737	0.02%	99.58 %
68	L	93521	GRANULAR INS CO	2,046,330	0.02%	99.60 %
69	L	1117	MANHATTAN LIFE GRP	2,012,587	0.02%	99.62 %
70	L	90638	BEST LIFE & HLTH INS CO	1,966,480	0.02%	99.64 %
71	L	3527	WELLABE MUT HOLDING CO GRP	1,933,077	0.02%	99.66 %
72	L	781	UNION LABOR GRP	1,911,568	0.02%	99.68 %
73	H	4979	ZING HLTH ENTERPRISES GRP	1,883,434	0.02%	99.70 %
74	L	367	PHYSICIANS MUT GRP	1,876,196	0.02%	99.72 %
75	L	619	ONEAMERICA FIN PARTNERS GRP	1,794,527	0.02%	99.74 %
76	L	4	AMERIPRISE FIN GRP	1,587,715	0.02%	99.76 %
77	L	671	ELEVANCE HLTH INC GRP	1,551,530	0.02%	99.77 %
78	H	4794	GROUP 1001 INS HOLDINGS GRP	1,248,873	0.01%	99.79 %
79	L	61921	CITIZENS SECURITY LIFE INS CO	1,213,799	0.01%	99.80 %
80	L	449	FINANCIAL HOLDINGS GRP	1,125,960	0.01%	99.81 %
81	L	458	DAI-ICHI LIFE HOLDINGS INC GRP	998,106	0.01%	99.82 %
82	L	3436	LIBERTY LIFE GRP TRUST GRP	970,163	0.01%	99.83 %
83	L	4824	ADVANTAGE CAPITAL GRP	918,949	0.01%	99.84 %
84	L	588	KANSAS CITY LIFE INS GRP	849,561	0.01%	99.85 %
85	L	71404	CONTINENTAL GEN INS CO	847,933	0.01%	99.86 %
86	L	704	CONSTELLATION INS HOLDINGS GRP	795,060	0.01%	99.86 %
87	L	12	AMERICAN INTL GRP	755,196	0.01%	99.87 %
88	L	761	ALLIANZ INS GRP	747,003	0.01%	99.88 %
89	L	4903	CALTON HOLDINGS GRP	672,174	0.01%	99.89 %
90	L	300	HORACE MANN GRP	622,984	0.01%	99.89 %
91	L	4853	AAA LIFE GRP	619,249	0.01%	99.90 %
92	L	56383	ORDER OF UNITED COMMERCIAL TRAVELERS	567,865	0.01%	99.91 %
93	L	626	CHUBB LTD GRP	553,449	0.01%	99.91 %
94	L	572	BCBS OF MI GRP	514,116	0.01%	99.92 %
95	L	31	BERKSHIRE HATHAWAY GRP	501,800	0.01%	99.92 %
96	L	66214	HEARTLAND NATL LIFE INS CO	488,918	0.01%	99.93 %
97	L	3891	GLOBAL ATLANTIC GRP	424,759	- %	99.93 %
98	L	56014	THRIVENT FINANCIAL FOR LUTHERANS	407,608	- %	99.94 %
99	L	7	FEDERATED MUT GRP	403,962	- %	99.94 %
100	L	181	SWISS RE GRP	401,550	- %	99.94 %
101	L	23	BCS INS GRP	389,482	- %	99.95 %
102	L	276	TRUSTMARK MUT HOLDING CO GRP	375,945	- %	99.95 %
103	L	1186	LIFETIME HLTHCARE GRP	353,352	- %	99.96 %
104	L	4925	KUVARE GRP	323,759	- %	99.96 %
105	L	574	AMERCO CORP GRP	292,402	- %	99.96 %
106	L	64580	ILLINOIS MUT LIFE INS CO	260,780	- %	99.96 %
107	L	4932	BRIGHTHOUSE HOLDINGS GRP	254,032	- %	99.97 %
108	L	69132	STATE MUT INS CO	222,491	- %	99.97 %
109	L	4712	GPM LIFE GRP	205,736	- %	99.97 %
110	L	280	AUTO OWNERS GRP	205,508	- %	99.97 %
111	H	64696	FIRST CONTINENTAL LIFE & ACC	194,328	- %	99.98 %
112	L	730	MEDICAL MUT OF OH GRP	159,059	- %	99.98 %
113	L	350	GENERAL ELECTRIC GRP	151,532	- %	99.98 %
114	L	2858	HOMESHIELD CAPITAL GRP	151,222	- %	99.98 %
115	L	535	COLUMBIAN LIFE GRP	136,468	- %	99.98 %
116	L	4736	GCC GRP	122,271	- %	99.98 %
117	L	58033	KNIGHTS OF COLUMBUS	119,755	- %	99.98 %
118	L	2878	UNITED HERITAGE MUT GRP	117,747	- %	99.99 %
119	L	872	BANNER LIFE GRP	108,638	- %	99.99 %
120	L	1216	TIAA FAMILY GRP	96,171	- %	99.99 %
121	L	11121	UNIFIED LIFE INS CO	95,675	- %	99.99 %
122	L	690	CENTRAL STATES GRP	95,275	- %	99.99 %
123	L	50	COUNTRY INS & FIN SERV GRP	84,958	- %	99.99 %
124	L	4926	TALCOTT HOLDINGS GRP	75,814	- %	99.99 %
125	L	5021	ONEMAIN HOLDINGS INC GRP	70,212	- %	99.99 %
			<b>**TOTAL**</b>	<b>9,714,619,253</b>	<b>100.00%</b>	<b>100.00 %</b>

**ACCIDENT and HEALTH INSURANCE INDUSTRY  
PROPERTY/CASUALTY, LIFE/HEALTH and HEALTH INSURERS  
2022 MARKET SHARE REPORT - TOTAL PREMIUM**

Vermont

Rank	Business Type	Group/ Company Code	Group/Company Name	Direct Written Premium	Market Share	Cumulative Market Share
1	H	4745	BCBS OF VT GRP	518,738,731	31.42%	31.42 %
2	H	1198	MVP GRP	289,914,204	17.56%	48.98 %
3	LH	707	UNITEDHEALTH GRP	289,412,388	17.53%	66.52 %
4	LH	572	BCBS OF MI GRP	139,757,475	8.47%	74.98 %
5	LH	901	CIGNA HLTH GRP	89,264,871	5.41%	80.39 %
6	LH	1295	CENTENE CORP GRP	43,109,415	2.61%	83.00 %
7	H	4763	NORTHEAST DELTA DENTAL GRP	39,679,206	2.40%	85.40 %
8	LH	1	CVS GRP	37,239,832	2.26%	87.66 %
9	L	3098	TOKIO MARINE HOLDINGS INC GRP	18,096,091	1.10%	88.75 %
10	H	119	HUMANA GRP	12,984,809	0.79%	89.54 %
11	L	233	CNO FINANCIAL GRP	12,081,135	0.73%	90.27 %
12	L	565	UNUM GRP	11,425,293	0.69%	90.97 %
13	L	4832	VOYA FINANCIAL GRP	10,946,260	0.66%	91.63 %
14	L	4011	GENWORTH FIN GRP	10,935,938	0.66%	92.29 %
15	L	241	METROPOLITAN GRP	10,876,373	0.66%	92.95 %
16	L	370	AFLAC GRP	10,086,486	0.61%	93.56 %
17	LH	261	MUTUAL OF OMAHA GRP	9,889,335	0.60%	94.16 %
18	L	549	SUN LIFE FINANCIAL INC GRP	9,557,038	0.58%	94.74 %
19	L	91	HARTFORD FIRE & CAS GRP	9,290,013	0.56%	95.30 %
20	L	1348	MEIJI YASUDA LIFE INS GRP	8,045,212	0.49%	95.79 %
21	H	1189	VISION SERV PLAN GRP	7,599,860	0.46%	96.25 %
22	L	826	NEW YORK LIFE GRP	4,836,972	0.29%	96.54 %
23	H	12747	ELIXIR INS CO	4,609,829	0.28%	96.82 %
24	L	20	LINCOLN NATL GRP	4,177,049	0.25%	97.07 %
25	L	4855	SUMITOMO LIFE INS GRP	3,530,570	0.21%	97.29 %
26	L	904	JOHN HANCOCK GRP	3,407,295	0.21%	97.49 %
27	L	332	PRINCIPAL FIN GRP	3,205,860	0.19%	97.69 %
28	L	860	NORTHWESTERN MUT GRP	2,967,272	0.18%	97.87 %
29	L	429	GUARDIAN LIFE GRP	2,609,192	0.16%	98.03 %
30	L	626	CHUBB LTD GRP	2,462,497	0.15%	98.18 %
31	L	200	UNITED SERV AUTOMOBILE ASSN GRP	2,321,697	0.14%	98.32 %
32	L	140	NATIONWIDE CORP GRP	2,065,731	0.13%	98.44 %
33	L	304	PRUDENTIAL OF AMER GRP	2,029,641	0.12%	98.56 %
34	L	306	TRUSTAGE GRP	2,016,279	0.12%	98.69 %
35	L	477	RENAISSANCE HLTH SERV CORP GRP	1,910,045	0.12%	98.80 %
36	L	468	AEGON US HOLDING GRP	1,806,613	0.11%	98.91 %
37	L	435	MASS MUT LIFE INS GRP	1,597,758	0.10%	99.01 %
38	L	290	GLOBE LIFE INC GRP	1,275,329	0.08%	99.09 %
39	L	836	WEST SOUTHERN GRP	1,146,914	0.07%	99.16 %
40	L	943	AMERITAS MUT HOLDING GRP	1,122,788	0.07%	99.22 %
41	H	2479	DENTEGRA GRP	1,009,977	0.06%	99.28 %
42	L	98	WR BERKLEY CORP GRP	972,607	0.06%	99.34 %
43	L	8	ALLSTATE INS GRP	726,273	0.04%	99.39 %
44	L	300	HORACE MANN GRP	705,940	0.04%	99.43 %
45	L	4932	BRIGHTHOUSE HOLDINGS GRP	702,216	0.04%	99.47 %
46	L	4	AMERIPRISE FIN GRP	648,433	0.04%	99.51 %
47	L	4712	GPM LIFE GRP	642,131	0.04%	99.55 %
48	L	451	FIDELITY SECURITY GRP	541,286	0.03%	99.58 %
49	L	93521	GRANULAR INS CO	512,197	0.03%	99.61 %
50	L	4965	EQUITABLE HOLDINGS INC GRP	443,499	0.03%	99.64 %
51	L	1186	LIFETIME HLTHCARE GRP	396,872	0.02%	99.67 %
52	L	4926	TALCOTT HOLDINGS GRP	383,673	0.02%	99.69 %
53	L	869	MINNESOTA MUT GRP	379,140	0.02%	99.71 %
54	L	781	UNION LABOR GRP	370,973	0.02%	99.73 %
55	L	761	ALLIANZ INS GRP	367,982	0.02%	99.76 %
56	L	661	BCBS OF SC GRP	364,306	0.02%	99.78 %
57	L	458	DAI-ICHI LIFE HOLDINGS INC GRP	295,498	0.02%	99.80 %
58	L	812	HIGHMARK GRP	294,132	0.02%	99.81 %
59	L	4862	ASSURITY GRP	292,596	0.02%	99.83 %
60	L	12	AMERICAN INTL GRP	245,998	0.01%	99.85 %
61	L	917	HCSC GRP	214,007	0.01%	99.86 %
62	L	581	BOSTON MUT GRP	190,450	0.01%	99.87 %
63	L	687	GUARANTEE TRUST GRP	184,239	0.01%	99.88 %
64	L	1216	TIAA FAMILY GRP	166,835	0.01%	99.89 %

**ACCIDENT and HEALTH INSURANCE INDUSTRY  
PROPERTY/CASUALTY, LIFE/HEALTH and HEALTH INSURERS  
2022 MARKET SHARE REPORT - TOTAL PREMIUM**

**Vermont**

Rank	Business Type	Group/ Company Code	Group/Company Name	Direct Written Premium	Market Share	Cumulative Market Share
65	L	330	AMERICAN FIDELITY CORP GRP	162,496	0.01%	99.90 %
66	L	408	BROOKFIELD ASSET MGMT REINS PARTNERS	145,421	0.01%	99.91 %
67	L	704	CONSTELLATION INS HOLDINGS GRP	127,866	0.01%	99.92 %
68	L	58033	KNIGHTS OF COLUMBUS	113,125	0.01%	99.93 %
69	L	769	GREAT WEST GRP	108,244	0.01%	99.93 %
70	L	64580	ILLINOIS MUT LIFE INS CO	102,935	0.01%	99.94 %
71	L	634	NATIONAL LIFE GRP	100,027	0.01%	99.94 %
72	L	1211	NATIONAL GUARDIAN LIFE INS GRP	87,018	0.01%	99.95 %
73	L	4853	AAA LIFE GRP	82,121	- %	99.96 %
74	L	1117	MANHATTAN LIFE GRP	77,851	- %	99.96 %
75	L	212	ZURICH INS GRP	75,597	- %	99.96 %
76	L	367	PHYSICIANS MUT GRP	63,434	- %	99.97 %
77	L	3891	GLOBAL ATLANTIC GRP	53,041	- %	99.97 %
78	L	5014	EVERLAKE HOLDINGS GRP	50,430	- %	99.97 %
79	L	56014	THRIVENT FINANCIAL FOR LUTHERANS	44,651	- %	99.98 %
80	L	276	TRUSTMARK MUT HOLDING CO GRP	37,470	- %	99.98 %
81	L	4888	STERLING FINANCIAL INS GRP INC	35,464	- %	99.98 %
82	L	5026	21ST CENTURY LIFE & HEALTH CO GRP	35,262	- %	99.98 %
83	L	3527	WELLABE MUT HOLDING CO GRP	23,695	- %	99.99 %
84	L	11121	UNIFIED LIFE INS CO	22,403	- %	99.99 %
85	L	71404	CONTINENTAL GEN INS CO	20,656	- %	99.99 %
86	L	4925	KUVARE GRP	17,194	- %	99.99 %
87	L	4736	GGC GRP	14,492	- %	99.99 %
88	L	587	ATLANTIC AMER GRP	13,919	- %	99.99 %
89	L	7	FEDERATED MUT GRP	11,550	- %	99.99 %
90	L	850	PENN MUT GRP	11,542	- %	99.99 %
91	H	64696	FIRST CONTINENTAL LIFE & ACC	10,808	- %	99.99 %
92	L	4734	APOLLO GLOBAL MGMT GRP	9,915	- %	99.99 %
93	L	619	ONEAMERICA FIN PARTNERS GRP	9,625	- %	99.99 %
94	L	56499	ASSURED LIFE ASSN	9,356	- %	99.99 %
95	L	4616	EVERENCE GRP	9,108	- %	99.99 %
96	L	4553	SAVINGS BANK LIFE GRP	8,056	- %	100.00 %
97	L	918	JACKSON NATL GRP	6,387	- %	100.00 %
98	L	690	CENTRAL STATES GRP	5,929	- %	100.00 %
99	L	57320	WOODMEN WORLD LIFE INS SOC	5,533	- %	100.00 %
100	L	5021	ONEMAIN HOLDINGS INC GRP	5,291	- %	100.00 %
101	L	50	COUNTRY INS & FIN SERV GRP	4,219	- %	100.00 %
102	L	440	REGAL REINS GRP	4,189	- %	100.00 %
103	L	68772	SECURITY MUT LIFE INS CO OF NY	3,819	- %	100.00 %
104	L	3436	LIBERTY LIFE GRP TRUST GRP	3,326	- %	100.00 %
105	L	350	GENERAL ELECTRIC GRP	3,269	- %	100.00 %
106	L	525	PAN AMER LIFE GRP	3,161	- %	100.00 %
107	L	181	SWISS RE GRP	3,133	- %	100.00 %
108	L	56383	ORDER OF UNITED COMMERCIAL TRAVELERS	2,979	- %	100.00 %
109	L	4213	WILTON RE GRP	2,741	- %	100.00 %
110	L	520	NEW ERA LIFE GRP	2,594	- %	100.00 %
111	L	58181	SUPREME COUNCIL THE ROYAL ARCANUM	2,516	- %	100.00 %
112	L	449	FINANCIAL HOLDINGS GRP	2,289	- %	100.00 %
113	L	4750	PRIMERICA GRP	2,110	- %	100.00 %
114	L	60216	AMALGAMATED LIFE INS CO	1,579	- %	100.00 %
115	L	215	KEMPER CORP GRP	1,455	- %	100.00 %
116	L	431	SAMMONS ENTERPRISES GRP	1,364	- %	100.00 %
117	L	19	ASSURANT INC GRP	1,289	- %	100.00 %
118	L	2878	UNITED HERITAGE MUT GRP	1,015	- %	100.00 %
119	L	872	BANNER LIFE GRP	987	- %	100.00 %
120	L	69132	STATE MUT INS CO	757	- %	100.00 %
121	L	5045	DAYFORWARD INC GRP	736	- %	100.00 %
122	L	671	ELEVANCE HLTH INC GRP	583	- %	100.00 %
123	L	23	BCS INS GRP	555	- %	100.00 %
124	L	244	CINCINNATI FIN GRP	397	- %	100.00 %
125	L	4947	PROSPERITY LIFE INS GRP	344	- %	100.00 %
			<b>**TOTAL**</b>	<b>1,650,850,919</b>	<b>100.00%</b>	<b>100.00 %</b>

**ACCIDENT and HEALTH INSURANCE INDUSTRY  
PROPERTY/CASUALTY, LIFE/HEALTH and HEALTH INSURERS  
2022 MARKET SHARE REPORT - TOTAL PREMIUM**

Virginia

Rank	Business Type	Group/ Company Code	Group/Company Name	Direct Written Premium	Market Share	Cumulative Market Share
1	LH	671	ELEVANCE HLTH INC GRP	11,258,597,939	30.31%	30.31 %
2	LH	707	UNITEDHEALTH GRP	5,279,303,571	14.21%	44.52 %
3	LH	1	CVS GRP	4,006,997,876	10.79%	55.30 %
4	H	1183	SENTARA HLTH MGMT GRP	3,399,479,194	9.15%	64.46 %
5	H	95612	VIRGINIA PREMIER HLTH PLAN INC	2,769,827,341	7.46%	71.91 %
6	H	119	HUMANA GRP	2,316,613,736	6.24%	78.15 %
7	H	380	CAREFIRST INC GRP	1,649,984,810	4.44%	82.59 %
8	LH	901	CIGNA HLTH GRP	1,155,134,071	3.11%	85.70 %
9	H	1531	MOLINA HEALTHCARE INC GRP	1,140,325,063	3.07%	88.77 %
10	H	601	KAISER FOUNDATION GRP	1,120,777,689	3.02%	91.79 %
11	H	4729	CORVESTA GRP	298,816,351	0.80%	92.59 %
12	L	241	METROPOLITAN GRP	278,710,620	0.75%	93.34 %
13	LH	261	MUTUAL OF OMAHA GRP	214,316,397	0.58%	93.92 %
14	L	370	AFLAC GRP	153,568,344	0.41%	94.33 %
15	L	565	UNUM GRP	149,846,066	0.40%	94.73 %
16	L	826	NEW YORK LIFE GRP	119,174,335	0.32%	95.06 %
17	L	429	GUARDIAN LIFE GRP	117,719,644	0.32%	95.37 %
18	L	91	HARTFORD FIRE & CAS GRP	113,626,316	0.31%	95.68 %
19	L	4011	GENWORTH FIN GRP	110,522,650	0.30%	95.98 %
20	H	1189	VISION SERV PLAN GRP	106,162,379	0.29%	96.26 %
21	L	904	JOHN HANCOCK GRP	78,084,280	0.21%	96.47 %
22	L	20	LINCOLN NATL GRP	75,485,993	0.20%	96.67 %
23	H	4845	PIEDMONT COMM HLTH GRP	67,968,295	0.18%	96.86 %
24	LH	549	SUN LIFE FINANCIAL INC GRP	66,696,646	0.18%	97.04 %
25	LH	1295	CENTENE CORP GRP	63,168,929	0.17%	97.21 %
26	L	860	NORTHWESTERN MUT GRP	61,944,836	0.17%	97.37 %
27	L	4832	VOYA FINANCIAL GRP	58,036,420	0.16%	97.53 %
28	L	1348	MEIJI YASUDA LIFE INS GRP	57,249,354	0.15%	97.68 %
29	L	332	PRINCIPAL FIN GRP	55,616,390	0.15%	97.83 %
30	L	3098	TOKIO MARINE HOLDINGS INC GRP	55,021,521	0.15%	97.98 %
31	L	304	PRUDENTIAL OF AMER GRP	45,640,234	0.12%	98.10 %
32	LH	812	HIGHMARK GRP	41,345,929	0.11%	98.22 %
33	L	8	ALLSTATE INS GRP	39,772,659	0.11%	98.32 %
34	H	16575	MARY WASHINGTON HLTH PLAN	34,979,009	0.09%	98.42 %
35	L	233	CNO FINANCIAL GRP	34,244,861	0.09%	98.51 %
36	L	468	AEGON US HOLDING GRP	31,288,070	0.08%	98.59 %
37	L	435	MASS MUT LIFE INS GRP	30,694,654	0.08%	98.68 %
38	L	451	FIDELITY SECURITY GRP	29,651,672	0.08%	98.76 %
39	L	4855	SUMITOMO LIFE INS GRP	29,284,201	0.08%	98.84 %
40	L	943	AMERITAS MUT HOLDING GRP	29,231,318	0.08%	98.91 %
41	L	306	TRUSTAGE GRP	23,796,095	0.06%	98.98 %
42	H	15959	LIFEWORKS ADVANTAGE LLC	17,522,452	0.05%	99.03 %
43	L	290	GLOBE LIFE INC GRP	16,503,904	0.04%	99.07 %
44	L	525	PAN AMER LIFE GRP	15,434,684	0.04%	99.11 %
45	L	3527	WELLABE MUT HOLDING CO GRP	14,380,911	0.04%	99.15 %
46	L	200	UNITED SERV AUTOMOBILE ASSN GRP	14,029,324	0.04%	99.19 %
47	L	1117	MANHATTAN LIFE GRP	13,476,718	0.04%	99.22 %
48	H	1230	CAPITAL BLUE CROSS GRP	12,996,166	0.03%	99.26 %
49	L	869	MINNESOTA MUT GRP	12,940,325	0.03%	99.29 %
50	H	4887	BRIGHT HLTH GRP	12,561,707	0.03%	99.33 %
51	L	4	AMERIPRISE FIN GRP	11,446,430	0.03%	99.36 %
52	H	2479	DENTEGRA GRP	11,286,604	0.03%	99.39 %
53	L	626	CHUBB LTD GRP	9,942,029	0.03%	99.42 %
54	L	140	NATIONWIDE CORP GRP	9,326,127	0.03%	99.44 %
55	L	661	BCBS OF SC GRP	8,693,174	0.02%	99.46 %
56	L	330	AMERICAN FIDELITY CORP GRP	8,157,601	0.02%	99.49 %
57	L	98	WR BERKLEY CORP GRP	7,569,118	0.02%	99.51 %
58	L	761	ALLIANZ INS GRP	7,561,094	0.02%	99.53 %
59	L	836	WEST SOUTHERN GRP	7,130,728	0.02%	99.55 %
60	H	12747	ELIXIR INS CO	6,827,708	0.02%	99.56 %
61	LH	4794	GROUP 1001 INS HOLDINGS GRP	6,792,041	0.02%	99.58 %
62	L	367	PHYSICIANS MUT GRP	6,305,821	0.02%	99.60 %
63	L	300	HORACE MANN GRP	6,130,787	0.02%	99.62 %
64	L	23	BCS INS GRP	5,986,032	0.02%	99.63 %

**ACCIDENT and HEALTH INSURANCE INDUSTRY  
PROPERTY/CASUALTY, LIFE/HEALTH and HEALTH INSURERS  
2022 MARKET SHARE REPORT - TOTAL PREMIUM**

**Virginia**

Rank	Business Type	Group/ Company Code	Group/Company Name	Direct Written Premium	Market Share	Cumulative Market Share
65	L	56014	THRIVENT FINANCIAL FOR LUTHERANS	5,584,116	0.02%	99.65 %
66	L	71404	CONTINENTAL GEN INS CO	5,079,793	0.01%	99.66 %
67	H	4719	AMFIRST HOLDINGS GRP	4,814,830	0.01%	99.67 %
68	L	93521	GRANULAR INS CO	4,696,558	0.01%	99.69 %
69	L	619	ONEAMERICA FIN PARTNERS GRP	4,444,245	0.01%	99.70 %
70	L	3436	LIBERTY LIFE GRP TRUST GRP	4,274,711	0.01%	99.71 %
71	L	4932	BRIGHTHOUSE HOLDINGS GRP	4,185,107	0.01%	99.72 %
72	L	4888	STERLING FINANCIAL INS GRP INC	4,074,342	0.01%	99.73 %
73	L	687	GUARANTEE TRUST GRP	3,986,992	0.01%	99.74 %
74	L	276	TRUSTMARK MUT HOLDING CO GRP	3,752,968	0.01%	99.75 %
75	L	4736	GGC GRP	3,572,090	0.01%	99.76 %
76	H	4818	OSCAR HEALTH INC GRP	3,324,551	0.01%	99.77 %
77	L	4712	GPM LIFE GRP	3,230,641	0.01%	99.78 %
78	L	58033	KNIGHTS OF COLUMBUS	3,227,575	0.01%	99.79 %
79	L	212	ZURICH INS GRP	3,156,890	0.01%	99.80 %
80	L	1211	NATIONAL GUARDIAN LIFE INS GRP	3,081,975	0.01%	99.81 %
81	L H	917	HCSC GRP	2,921,673	0.01%	99.81 %
82	L	4824	ADVANTAGE CAPITAL GRP	2,913,176	0.01%	99.82 %
83	L	477	RENAISSANCE HLTH SERV CORP GRP	2,896,934	0.01%	99.83 %
84	L	4616	EVERENCE GRP	2,861,741	0.01%	99.84 %
85	L	458	DAI-ICHI LIFE HOLDINGS INC GRP	2,673,460	0.01%	99.84 %
86	L	12	AMERICAN INTL GRP	2,653,327	0.01%	99.85 %
87	L	4925	KUVARE GRP	2,369,079	0.01%	99.86 %
88	L	4947	PROSPERITY LIFE INS GRP	2,349,509	0.01%	99.86 %
89	L	4853	AAA LIFE GRP	2,298,046	0.01%	99.87 %
90	L	4965	EQUITABLE HOLDINGS INC GRP	2,259,254	0.01%	99.88 %
91	L	581	BOSTON MUT GRP	2,197,570	0.01%	99.88 %
92	L	68896	SOUTHERN FARM BUREAU LIFE INS CO	2,131,678	0.01%	99.89 %
93	L	3891	GLOBAL ATLANTIC GRP	2,026,501	0.01%	99.89 %
94	L	730	MEDICAL MUT OF OH GRP	2,010,115	0.01%	99.90 %
95	L	1186	LIFETIME HLTHCARE GRP	1,868,564	0.01%	99.90 %
96	L	781	UNION LABOR GRP	1,844,876	- %	99.91 %
97	L	56499	ASSURED LIFE ASSN	1,829,047	- %	99.91 %
98	L	572	BCBS OF MI GRP	1,798,660	- %	99.92 %
99	L	449	FINANCIAL HOLDINGS GRP	1,768,028	- %	99.92 %
100	L	4862	ASSURITY GRP	1,696,465	- %	99.93 %
101	L	520	NEW ERA LIFE GRP	1,490,683	- %	99.93 %
102	L	69337	AMERICAN FIN SECURITY LIFE INS CO	1,479,558	- %	99.94 %
103	L	56383	ORDER OF UNITED COMMERCIAL TRAVELERS	1,458,992	- %	99.94 %
104	L	587	ATLANTIC AMER GRP	1,386,271	- %	99.94 %
105	L	4926	TALCOTT HOLDINGS GRP	1,370,717	- %	99.95 %
106	L	153	PEKIN INS GRP	1,267,393	- %	99.95 %
107	L	4213	WILTON RE GRP	1,225,540	- %	99.95 %
108	L	213	ERIE INS GRP	1,221,469	- %	99.96 %
109	L	704	CONSTELLATION INS HOLDINGS GRP	1,067,417	- %	99.96 %
110	L	64580	ILLINOIS MUT LIFE INS CO	986,000	- %	99.96 %
111	L	42129	UNITED SECURITY ASSUR CO OF PA	882,600	- %	99.96 %
112	L	11121	UNIFIED LIFE INS CO	842,378	- %	99.97 %
113	L	181	SWISS RE GRP	828,471	- %	99.97 %
114	L	408	BROOKFIELD ASSET MGMT REINS PARTNERS	822,548	- %	99.97 %
115	L	7	FEDERATED MUT GRP	819,484	- %	99.97 %
116	H	4950	INNOVATIVE LONG TERM CARE MGMT GRP	775,642	- %	99.98 %
117	L	1216	TIAA FAMILY GRP	687,388	- %	99.98 %
118	L	60216	AMALGAMATED LIFE INS CO	667,529	- %	99.98 %
119	L	5014	EVERLAKE HOLDINGS GRP	518,639	- %	99.98 %
120	L	350	GENERAL ELECTRIC GRP	508,540	- %	99.98 %
121	L	215	KEMPER CORP GRP	500,296	- %	99.98 %
122	L	2858	HOMESHIELD CAPITAL GRP	473,604	- %	99.98 %
123	L	690	CENTRAL STATES GRP	455,344	- %	99.99 %
124	L	918	JACKSON NATL GRP	410,795	- %	99.99 %
125	L	57320	WOODMEN WORLD LIFE INS SOC	372,442	- %	99.99 %
			<b>**TOTAL**</b>	<b>37,148,418,901</b>	<b>100.00%</b>	<b>100.00 %</b>

**ACCIDENT and HEALTH INSURANCE INDUSTRY  
PROPERTY/CASUALTY, LIFE/HEALTH and HEALTH INSURERS  
2022 MARKET SHARE REPORT - TOTAL PREMIUM**

**Washington**

Rank	Business Type	Group/ Company Code	Group/Company Name	Direct Written Premium	Market Share	Cumulative Market Share
1	LH	707	UNITEDHEALTH GRP	5,036,657,958	16.68%	16.68 %
2	H	1531	MOLINA HEALTHCARE INC GRP	4,863,168,778	16.11%	32.79 %
3	H	601	KAISER FOUNDATION GRP	4,832,125,180	16.00%	48.79 %
4	H	962	PREMERA BLUE CROSS GRP	3,592,391,705	11.90%	60.69 %
5	H	1207	CAMBIA HEALTH SOLUTIONS INC	2,664,393,316	8.82%	69.51 %
6	H	4974	COMMUNITY HLTH NETWORK GRP	1,362,895,507	4.51%	74.03 %
7	LH	1295	CENTENE CORP GRP	1,359,579,366	4.50%	78.53 %
8	LH	671	ELEVANCE HLTH INC GRP	1,237,071,895	4.10%	82.63 %
9	H	119	HUMANA GRP	1,143,892,468	3.79%	86.41 %
10	LH	1	CVS GRP	864,326,079	2.86%	89.28 %
11	H	47341	DELTA DENTAL OF WA	450,639,017	1.49%	90.77 %
12	LH	901	CIGNA HLTH GRP	416,276,363	1.38%	92.15 %
13	L	91	HARTFORD FIRE & CAS GRP	204,687,550	0.68%	92.83 %
14	L	565	UNUM GRP	155,755,912	0.52%	93.34 %
15	L	241	METROPOLITAN GRP	154,909,317	0.51%	93.85 %
16	L	549	SUN LIFE FINANCIAL INC GRP	151,682,885	0.50%	94.36 %
17	L	1348	MEIJI YASUDA LIFE INS GRP	140,784,625	0.47%	94.82 %
18	H	1192	CARLE HOLDING CO GRP	126,992,807	0.42%	95.24 %
19	LH	261	MUTUAL OF OMAHA GRP	117,515,998	0.39%	95.63 %
20	L	826	NEW YORK LIFE GRP	85,857,574	0.28%	95.92 %
21	L	370	AFLAC GRP	79,612,914	0.26%	96.18 %
22	L	4011	GENWORTH FIN GRP	66,351,112	0.22%	96.40 %
23	H	3503	WILLAMETTE DENTAL GRP	65,900,798	0.22%	96.62 %
24	L	304	PRUDENTIAL OF AMER GRP	65,203,730	0.22%	96.83 %
25	H	4704	PACIFICSOURCE HLTH PLAN GRP	58,818,486	0.19%	97.03 %
26	L	332	PRINCIPAL FIN GRP	58,445,990	0.19%	97.22 %
27	L	468	AEGON US HOLDING GRP	56,444,411	0.19%	97.41 %
28	H	4788	PROVIDENCE HLTH GRP	53,855,256	0.18%	97.59 %
29	H	1189	VISION SERV PLAN GRP	52,639,695	0.17%	97.76 %
30	L	860	NORTHWESTERN MUT GRP	46,244,239	0.15%	97.92 %
31	L	3098	TOKIO MARINE HOLDINGS INC GRP	46,115,908	0.15%	98.07 %
32	L	20	LINCOLN NATL GRP	44,996,633	0.15%	98.22 %
33	L	4855	SUMITOMO LIFE INS GRP	40,399,669	0.13%	98.35 %
34	L	904	JOHN HANCOCK GRP	38,925,227	0.13%	98.48 %
35	L	429	GUARDIAN LIFE GRP	37,033,152	0.12%	98.60 %
36	L	4832	VOYA FINANCIAL GRP	36,095,659	0.12%	98.72 %
37	L	233	CNO FINANCIAL GRP	31,181,479	0.10%	98.83 %
38	H	12239	TIMBER PRODUCTS MANUFACTURERS TRUST	29,487,907	0.10%	98.92 %
39	H	2479	DENTEGRA GRP	22,873,239	0.08%	99.00 %
40	H	12747	ELIXIR INS CO	20,175,378	0.07%	99.07 %
41	L	943	AMERITAS MUT HOLDING GRP	17,042,121	0.06%	99.12 %
42	L	8	ALLSTATE INS GRP	16,428,577	0.05%	99.18 %
43	L	200	UNITED SERV AUTOMOBILE ASSN GRP	16,150,220	0.05%	99.23 %
44	L	290	GLOBE LIFE INC GRP	15,663,288	0.05%	99.28 %
45	L	661	BCBS OF SC GRP	14,953,101	0.05%	99.33 %
46	L	781	UNION LABOR GRP	13,365,915	0.04%	99.38 %
47	L	572	BCBS OF MI GRP	13,249,217	0.04%	99.42 %
48	LH	812	HIGHMARK GRP	12,797,243	0.04%	99.46 %
49	L	869	MINNESOTA MUT GRP	12,324,857	0.04%	99.50 %
50	L	435	MASS MUT LIFE INS GRP	11,937,802	0.04%	99.54 %
51	L	56014	THRIVENT FINANCIAL FOR LUTHERANS	11,192,807	0.04%	99.58 %
52	L	876	ARKANSAS BCBS GRP	10,668,424	0.04%	99.62 %
53	L	4	AMERIPRISE FIN GRP	8,307,282	0.03%	99.64 %
54	L	761	ALLIANZ INS GRP	7,962,327	0.03%	99.67 %
55	L	451	FIDELITY SECURITY GRP	7,074,313	0.02%	99.69 %
56	L	306	TRUSTAGE GRP	7,068,814	0.02%	99.72 %
57	L	330	AMERICAN FIDELITY CORP GRP	6,636,732	0.02%	99.74 %
58	L	918	JACKSON NATL GRP	6,574,883	0.02%	99.76 %
59	L	1211	NATIONAL GUARDIAN LIFE INS GRP	5,799,122	0.02%	99.78 %
60	H	47490	DENTAL HEALTH SERVICES	5,208,320	0.02%	99.80 %
61	L	626	CHUBB LTD GRP	4,390,034	0.01%	99.81 %
62	H	4794	GROUP 1001 INS HOLDINGS GRP	3,363,895	0.01%	99.82 %
63	L	98	WR BERKLEY CORP GRP	3,258,537	0.01%	99.83 %
64	L	1186	LIFETIME HLTHCARE GRP	2,588,182	0.01%	99.84 %

**ACCIDENT and HEALTH INSURANCE INDUSTRY  
PROPERTY/CASUALTY, LIFE/HEALTH and HEALTH INSURERS  
2022 MARKET SHARE REPORT - TOTAL PREMIUM**

**Washington**

Rank	Business Type	Group/ Company Code	Group/Company Name	Direct Written Premium	Market Share	Cumulative Market Share
65	L	90638	BEST LIFE & HLTH INS CO	2,265,673	0.01%	99.85 %
66	L	520	NEW ERA LIFE GRP	2,179,378	0.01%	99.86 %
67	L	4853	AAA LIFE GRP	2,039,853	0.01%	99.86 %
68	L	58033	KNIGHTS OF COLUMBUS	2,030,821	0.01%	99.87 %
69	L	140	NATIONWIDE CORP GRP	1,917,665	0.01%	99.88 %
70	L	367	PHYSICIANS MUT GRP	1,883,700	0.01%	99.88 %
71	L	3527	WELLABE MUT HOLDING CO GRP	1,869,925	0.01%	99.89 %
72	L	71471	ABILITY INS CO	1,815,334	0.01%	99.89 %
73	L	408	BROOKFIELD ASSET MGMT REINS PARTNERS	1,776,076	0.01%	99.90 %
74	L	212	ZURICH INS GRP	1,763,564	0.01%	99.91 %
75	L	687	GUARANTEE TRUST GRP	1,762,891	0.01%	99.91 %
76	L	458	DAI-ICHI LIFE HOLDINGS INC GRP	1,720,782	0.01%	99.92 %
77	L	4862	ASSURITY GRP	1,557,533	0.01%	99.92 %
78	L	477	RENAISSANCE HLTH SERV CORP GRP	1,552,834	0.01%	99.93 %
79	L	4932	BRIGHTHOUSE HOLDINGS GRP	1,504,967	- %	99.93 %
80	L	50	COUNTRY INS & FIN SERV GRP	1,476,710	- %	99.94 %
81	L	4925	KUVARE GRP	1,442,564	- %	99.94 %
82	L	3891	GLOBAL ATLANTIC GRP	1,335,775	- %	99.95 %
83	L	71404	CONTINENTAL GEN INS CO	1,305,251	- %	99.95 %
84	L	4965	EQUITABLE HOLDINGS INC GRP	1,145,442	- %	99.96 %
85	L	704	CONSTELLATION INS HOLDINGS GRP	930,845	- %	99.96 %
86	L	1117	MANHATTAN LIFE GRP	867,102	- %	99.96 %
87	L	7	FEDERATED MUT GRP	849,139	- %	99.96 %
88	L	12	AMERICAN INTL GRP	810,276	- %	99.97 %
89	L	64580	ILLINOIS MUT LIFE INS CO	688,686	- %	99.97 %
90	L	276	TRUSTMARK MUT HOLDING CO GRP	605,392	- %	99.97 %
91	L	2878	UNITED HERITAGE MUT GRP	548,289	- %	99.97 %
92	L	588	KANSAS CITY LIFE INS GRP	532,336	- %	99.97 %
93	L	42129	UNITED SECURITY ASSUR CO OF PA	509,680	- %	99.98 %
94	L	836	WEST SOUTHERN GRP	448,803	- %	99.98 %
95	L	4926	TALCOTT HOLDINGS GRP	414,862	- %	99.98 %
96	L	300	HORACE MANN GRP	395,248	- %	99.98 %
97	L	619	ONEAMERICA FIN PARTNERS GRP	386,683	- %	99.98 %
98	L	1216	TIAA FAMILY GRP	382,482	- %	99.98 %
99	L	58068	INDEPENDENT ORDER OF FORESTERS US BR	368,764	- %	99.98 %
100	L	4888	STERLING FINANCIAL INS GRP INC	362,148	- %	99.99 %
101	L	60216	AMALGAMATED LIFE INS CO	355,013	- %	99.99 %
102	L	5026	21ST CENTURY LIFE & HEALTH CO GRP	328,114	- %	99.99 %
103	L	587	ATLANTIC AMER GRP	327,745	- %	99.99 %
104	L	769	GREAT WEST GRP	319,591	- %	99.99 %
105	L	581	BOSTON MUT GRP	316,231	- %	99.99 %
106	L	5021	ONEMAIN HOLDINGS INC GRP	248,609	- %	99.99 %
107	L	350	GENERAL ELECTRIC GRP	242,513	- %	99.99 %
108	L	4712	GPM LIFE GRP	240,503	- %	99.99 %
109	L	2858	HOMESHIELD CAPITAL GRP	211,712	- %	99.99 %
110	L	525	PAN AMER LIFE GRP	170,962	- %	99.99 %
111	L	4736	GGC GRP	137,934	- %	99.99 %
112	L	23	BCS INS GRP	136,512	- %	100.00 %
113	L	574	AMERCO CORP GRP	134,059	- %	100.00 %
114	L	4734	APOLLO GLOBAL MGMT GRP	121,887	- %	100.00 %
115	L	5014	EVERLAKE HOLDINGS GRP	100,055	- %	100.00 %
116	L	917	HCSC GRP	91,132	- %	100.00 %
117	L	449	FINANCIAL HOLDINGS GRP	88,919	- %	100.00 %
118	L	730	MEDICAL MUT OF OH GRP	84,404	- %	100.00 %
119	L	56383	ORDER OF UNITED COMMERCIAL TRAVELERS	83,478	- %	100.00 %
120	L	181	SWISS RE GRP	82,614	- %	100.00 %
121	L	4947	PROSPERITY LIFE INS GRP	71,016	- %	100.00 %
122	L	56499	ASSURED LIFE ASSN	54,656	- %	100.00 %
123	L	57320	WOODMEN WORLD LIFE INS SOC	52,160	- %	100.00 %
124	L	690	CENTRAL STATES GRP	51,291	- %	100.00 %
125	L	440	REGAL REINS GRP	50,756	- %	100.00 %
			<b>**TOTAL**</b>	<b>30,194,337,591</b>	<b>100.00%</b>	<b>100.00 %</b>

**ACCIDENT and HEALTH INSURANCE INDUSTRY  
PROPERTY/CASUALTY, LIFE/HEALTH and HEALTH INSURERS  
2022 MARKET SHARE REPORT - TOTAL PREMIUM**

**West Virginia**

Rank	Business Type	Group/ Company Code	Group/Company Name	Direct Written Premium	Market Share	Cumulative Market Share
1	LH	1	CVS GRP	1,757,914,787	23.37%	23.37 %
2	H	119	HUMANA GRP	1,523,527,698	20.26%	43.63 %
3	LH	812	HIGHMARK GRP	1,408,685,760	18.73%	62.36 %
4	LH	671	ELEVANCE HLTH INC GRP	771,774,780	10.26%	72.62 %
5	H	1297	HEALTH PLAN GRP	758,766,545	10.09%	82.71 %
6	LH	707	UNITEDHEALTH GRP	645,570,602	8.58%	91.29 %
7	H	3683	CARESOURCE GRP	84,079,036	1.12%	92.41 %
8	LH	901	CIGNA HLTH GRP	79,106,854	1.05%	93.46 %
9	LH	261	MUTUAL OF OMAHA GRP	42,963,784	0.57%	94.04 %
10	L	241	METROPOLITAN GRP	32,891,419	0.44%	94.47 %
11	H	2479	DENTEGRA GRP	30,909,039	0.41%	94.88 %
12	H	5035	SNP HOLDINGS LLC GRP	28,607,326	0.38%	95.26 %
13	L	370	AFLAC GRP	27,376,568	0.36%	95.63 %
14	L	565	UNUM GRP	25,758,844	0.34%	95.97 %
15	L	233	CNO FINANCIAL GRP	21,080,262	0.28%	96.25 %
16	L	140	NATIONWIDE CORP GRP	17,868,950	0.24%	96.49 %
17	L	429	GUARDIAN LIFE GRP	17,363,799	0.23%	96.72 %
18	L	860	NORTHWESTERN MUT GRP	16,419,893	0.22%	96.94 %
19	LH	1295	CENTENE CORP GRP	13,623,404	0.18%	97.12 %
20	L	20	LINCOLN NATL GRP	12,521,669	0.17%	97.29 %
21	L	826	NEW YORK LIFE GRP	12,509,556	0.17%	97.45 %
22	H	12747	ELIXIR INS CO	11,297,396	0.15%	97.60 %
23	L	332	PRINCIPAL FIN GRP	11,023,106	0.15%	97.75 %
24	L	330	AMERICAN FIDELITY CORP GRP	9,482,458	0.13%	97.87 %
25	L	304	PRUDENTIAL OF AMER GRP	8,708,389	0.12%	97.99 %
26	L	4832	VOYA FINANCIAL GRP	8,400,751	0.11%	98.10 %
27	L	8	ALLSTATE INS GRP	8,250,029	0.11%	98.21 %
28	L	290	GLOBE LIFE INC GRP	7,899,693	0.11%	98.32 %
29	L	91	HARTFORD FIRE & CAS GRP	7,665,967	0.10%	98.42 %
30	L	1348	MEIJI YASUDA LIFE INS GRP	7,578,983	0.10%	98.52 %
31	L	4011	GENWORTH FIN GRP	6,307,048	0.08%	98.60 %
32	L	626	CHUBB LTD GRP	6,271,046	0.08%	98.69 %
33	L	549	SUN LIFE FINANCIAL INC GRP	5,873,944	0.08%	98.76 %
34	L	3098	TOKIO MARINE HOLDINGS INC GRP	5,244,243	0.07%	98.83 %
35	L	587	ATLANTIC AMER GRP	4,454,095	0.06%	98.89 %
36	L	451	FIDELITY SECURITY GRP	3,947,706	0.05%	98.95 %
37	L	943	AMERITAS MUT HOLDING GRP	3,922,607	0.05%	99.00 %
38	L	869	MINNESOTA MUT GRP	3,597,625	0.05%	99.05 %
39	L	468	AEGON US HOLDING GRP	3,271,051	0.04%	99.09 %
40	H	1189	VISION SERV PLAN GRP	3,114,418	0.04%	99.13 %
41	L	1117	MANHATTAN LIFE GRP	2,929,272	0.04%	99.17 %
42	L	836	WEST SOUTHERN GRP	2,928,190	0.04%	99.21 %
43	L	98	WR BERKLEY CORP GRP	2,755,604	0.04%	99.25 %
44	L	4855	SUMITOMO LIFE INS GRP	2,655,983	0.04%	99.28 %
45	L	661	BCBS OF SC GRP	2,573,412	0.03%	99.32 %
46	L	525	PAN AMER LIFE GRP	2,402,653	0.03%	99.35 %
47	L	904	JOHN HANCOCK GRP	2,238,070	0.03%	99.38 %
48	L	477	RENAISSANCE HLTH SERV CORP GRP	2,170,908	0.03%	99.41 %
49	L	306	TRUSTAGE GRP	2,166,776	0.03%	99.43 %
50	L	61921	CITIZENS SECURITY LIFE INS CO	1,907,797	0.03%	99.46 %
51	L	3527	WELLABE MUT HOLDING CO GRP	1,800,818	0.02%	99.48 %
52	L	200	UNITED SERV AUTOMOBILE ASSN GRP	1,736,859	0.02%	99.51 %
53	L	781	UNION LABOR GRP	1,668,268	0.02%	99.53 %
54	H	4794	GROUP 1001 INS HOLDINGS GRP	1,647,987	0.02%	99.55 %
55	L	435	MASS MUT LIFE INS GRP	1,604,841	0.02%	99.57 %
56	L	687	GUARANTEE TRUST GRP	1,532,150	0.02%	99.59 %
57	L	56014	THRIVENT FINANCIAL FOR LUTHERANS	1,375,504	0.02%	99.61 %
58	L	408	BROOKFIELD ASSET MGMT REINS PARTNERS	1,370,672	0.02%	99.63 %
59	L	276	TRUSTMARK MUT HOLDING CO GRP	1,356,038	0.02%	99.65 %
60	L	367	PHYSICIANS MUT GRP	1,342,772	0.02%	99.67 %
61	H	1230	CAPITAL BLUE CROSS GRP	1,218,304	0.02%	99.68 %
62	L	4888	STERLING FINANCIAL INS GRP INC	1,173,522	0.02%	99.70 %
63	H	4719	AMFIRST HOLDINGS GRP	1,127,320	0.01%	99.71 %
64	L	66214	HEARTLAND NATL LIFE INS CO	1,031,467	0.01%	99.73 %



**ACCIDENT and HEALTH INSURANCE INDUSTRY  
PROPERTY/CASUALTY, LIFE/HEALTH and HEALTH INSURERS  
2022 MARKET SHARE REPORT - TOTAL PREMIUM**

**West Virginia**

Rank	Business Type	Group/ Company Code	Group/Company Name	Direct Written Premium	Market Share	Cumulative Market Share
65	L	4	AMERIPRISE FIN GRP	955,864	0.01%	99.74 %
66	L	581	BOSTON MUT GRP	930,962	0.01%	99.75 %
67	L	4947	PROSPERITY LIFE INS GRP	905,669	0.01%	99.76 %
68	L	12	AMERICAN INTL GRP	894,198	0.01%	99.77 %
69	L	1211	NATIONAL GUARDIAN LIFE INS GRP	876,423	0.01%	99.79 %
70	L H	917	HCSC GRP	776,864	0.01%	99.80 %
71	L	3436	LIBERTY LIFE GRP TRUST GRP	737,600	0.01%	99.81 %
72	L	4824	ADVANTAGE CAPITAL GRP	721,856	0.01%	99.82 %
73	L	56383	ORDER OF UNITED COMMERCIAL TRAVELERS	707,392	0.01%	99.83 %
74	L	212	ZURICH INS GRP	670,635	0.01%	99.83 %
75	L	3891	GLOBAL ATLANTIC GRP	637,961	0.01%	99.84 %
76	L	4803	SHELTERPOINT GRP INC	544,414	0.01%	99.85 %
77	L	56499	ASSURED LIFE ASSN	529,626	0.01%	99.86 %
78	L	520	NEW ERA LIFE GRP	499,761	0.01%	99.86 %
79	L	181	SWISS RE GRP	496,906	0.01%	99.87 %
80	L	300	HORACE MANN GRP	495,914	0.01%	99.88 %
81	L	458	DAI-ICHI LIFE HOLDINGS INC GRP	485,666	0.01%	99.88 %
82	L	213	ERIE INS GRP	481,288	0.01%	99.89 %
83	L	4853	AAA LIFE GRP	474,412	0.01%	99.90 %
84	L	58068	INDEPENDENT ORDER OF FORESTERS US BR	470,553	0.01%	99.90 %
85	L	11121	UNIFIED LIFE INS CO	443,323	0.01%	99.91 %
86	L	619	ONEAMERICA FIN PARTNERS GRP	421,929	0.01%	99.91 %
87	L	4862	ASSURITY GRP	391,082	0.01%	99.92 %
88	L	730	MEDICAL MUT OF OH GRP	357,611	- %	99.92 %
89	L	761	ALLIANZ INS GRP	323,350	- %	99.93 %
90	L	704	CONSTELLATION INS HOLDINGS GRP	320,944	- %	99.93 %
91	L	57657	ROYAL NEIGHBORS OF AMER	275,184	- %	99.94 %
92	L	1216	TIAA FAMILY GRP	263,680	- %	99.94 %
93	H	4979	ZING HLTH ENTERPRISES GRP	256,874	- %	99.94 %
94	L	4903	CALTON HOLDINGS GRP	251,633	- %	99.95 %
95	L	690	CENTRAL STATES GRP	248,042	- %	99.95 %
96	L	449	FINANCIAL HOLDINGS GRP	238,525	- %	99.95 %
97	L	58033	KNIGHTS OF COLUMBUS	230,266	- %	99.96 %
98	L	31	BERKSHIRE HATHAWAY GRP	193,317	- %	99.96 %
99	L	4734	APOLLO GLOBAL MGMT GRP	160,929	- %	99.96 %
100	L	71404	CONTINENTAL GEN INS CO	159,147	- %	99.96 %
101	H	4696	VISION BENEFITS GRP	151,386	- %	99.96 %
102	H	64696	FIRST CONTINENTAL LIFE & ACC	147,395	- %	99.97 %
103	L	4932	BRIGHTHOUSE HOLDINGS GRP	145,860	- %	99.97 %
104	L	918	JACKSON NATL GRP	141,117	- %	99.97 %
105	L	2858	HOMESHIELD CAPITAL GRP	134,732	- %	99.97 %
106	L	69132	STATE MUT INS CO	126,491	- %	99.97 %
107	L	7	FEDERATED MUT GRP	124,443	- %	99.98 %
108	L	5021	ONEMAIN HOLDINGS INC GRP	122,306	- %	99.98 %
109	L	4736	GGC GRP	115,873	- %	99.98 %
110	L	4965	EQUITABLE HOLDINGS INC GRP	107,605	- %	99.98 %
111	L	57320	WOODMEN WORLD LIFE INS SOC	104,029	- %	99.98 %
112	L	64580	ILLINOIS MUT LIFE INS CO	96,054	- %	99.98 %
113	L	4926	TALCOTT HOLDINGS GRP	87,295	- %	99.98 %
114	L	572	BCBS OF MI GRP	81,460	- %	99.99 %
115	L	4712	GPM LIFE GRP	77,657	- %	99.99 %
116	L	5014	EVERLAKE HOLDINGS GRP	76,025	- %	99.99 %
117	L	1186	LIFETIME HLTHCARE GRP	71,578	- %	99.99 %
118	L	769	GREAT WEST GRP	68,305	- %	99.99 %
119	L	4925	KUVARE GRP	66,387	- %	99.99 %
120	L	56693	GCU	66,143	- %	99.99 %
121	L	588	KANSAS CITY LIFE INS GRP	64,566	- %	99.99 %
122	L	5026	21ST CENTURY LIFE & HEALTH CO GRP	62,140	- %	99.99 %
123	L	215	KEMPER CORP GRP	59,800	- %	99.99 %
124	L	50	COUNTRY INS & FIN SERV GRP	52,333	- %	99.99 %
125	L	65927	LINCOLN HERITAGE LIFE INS CO	51,241	- %	99.99 %
			<b>**TOTAL**</b>	<b>7,520,977,823</b>	<b>100.00%</b>	<b>100.00 %</b>

**ACCIDENT and HEALTH INSURANCE INDUSTRY  
PROPERTY/CASUALTY, LIFE/HEALTH and HEALTH INSURERS  
2022 MARKET SHARE REPORT - TOTAL PREMIUM**

**Wisconsin**

Rank	Business Type	Group/ Company Code	Group/Company Name	Direct Written Premium	Market Share	Cumulative Market Share
1	LH	707	UNITEDHEALTH GRP	6,158,711,059	26.23%	26.23 %
2	LH	671	ELEVANCE HLTH INC GRP	2,543,770,464	10.83%	37.06 %
3	H	4870	UNIVERSITY HLTH CARE & GUNDERSEN LUT	1,915,563,203	8.16%	45.22 %
4	H	1552	MEDICA GRP	1,755,475,829	7.48%	52.70 %
5	H	119	HUMANA GRP	1,649,538,822	7.03%	59.72 %
6	H	96881	SECURITY HLTH PLAN OF WI INC	1,292,630,453	5.51%	65.23 %
7	H	2678	NETWORK HLTH GRP	1,153,081,425	4.91%	70.14 %
8	LH	4939	WEA GRP	600,377,364	2.56%	72.70 %
9	LH	1	CVS GRP	524,581,265	2.23%	74.93 %
10	H	95311	GROUP HLTH COOP OF S CENTRAL WI	448,657,855	1.91%	76.84 %
11	H	13739	CHORUS COMM HLTH PLANS INC	438,038,466	1.87%	78.71 %
12	LH	68	WISCONSIN PHYSICIANS SERV INS GRP	437,722,465	1.86%	80.57 %
13	H	15061	COMMON GROUND HLTHCARE COOP	394,897,619	1.68%	82.26 %
14	H	3849	DELTA DENTAL OF WI GRP	339,995,211	1.45%	83.70 %
15	H	1531	MOLINA HEALTHCARE INC GRP	280,417,659	1.19%	84.90 %
16	H	1258	HEALTHPARTNERS GRP	277,039,729	1.18%	86.08 %
17	LH	1295	CENTENE CORP GRP	271,044,742	1.15%	87.23 %
18	H	12248	MY CHOICE WI HLTH PLAN INC	205,485,258	0.88%	88.11 %
19	LH	549	SUN LIFE FINANCIAL INC GRP	188,512,224	0.80%	88.91 %
20	H	95192	GROUP HLTH COOP OF EAU CLAIRE	177,180,709	0.75%	89.66 %
21	L	3098	TOKIO MARINE HOLDINGS INC GRP	177,011,810	0.75%	90.42 %
22	H	15926	ASPIRUS HLTH PLAN INC	170,507,358	0.73%	91.14 %
23	H	3595	MERCY HLTH CORP GRP	134,110,423	0.57%	91.72 %
24	LH	901	CIGNA HLTH GRP	121,886,129	0.52%	92.23 %
25	H	10756	COMMUNITY CARE HEALTH PLAN, INC.	113,837,738	0.48%	92.72 %
26	L	860	NORTHWESTERN MUT GRP	100,226,842	0.43%	93.15 %
27	L	565	UNUM GRP	99,619,337	0.42%	93.57 %
28	L	367	PHYSICIANS MUT GRP	99,004,312	0.42%	93.99 %
29	L	4832	VOYA FINANCIAL GRP	98,036,856	0.42%	94.41 %
30	LH	241	METROPOLITAN GRP	92,984,992	0.40%	94.81 %
31	LH	261	MUTUAL OF OMAHA GRP	85,685,563	0.36%	95.17 %
32	L	91	HARTFORD FIRE & CAS GRP	63,378,243	0.27%	95.44 %
33	L	4855	SUMITOMO LIFE INS GRP	59,827,016	0.25%	95.70 %
34	L	3527	WELLABE MUT HOLDING CO GRP	59,589,271	0.25%	95.95 %
35	L	370	AFLAC GRP	58,126,712	0.25%	96.20 %
36	L	1348	MEIJI YASUDA LIFE INS GRP	49,094,530	0.21%	96.41 %
37	L	20	LINCOLN NATL GRP	47,547,572	0.20%	96.61 %
38	L	8	ALLSTATE INS GRP	46,440,983	0.20%	96.81 %
39	L	826	NEW YORK LIFE GRP	45,467,535	0.19%	97.00 %
40	L	429	GUARDIAN LIFE GRP	42,859,429	0.18%	97.18 %
41	L	4011	GENWORTH FIN GRP	42,625,785	0.18%	97.36 %
42	L	332	PRINCIPAL FIN GRP	39,211,644	0.17%	97.53 %
43	L	56014	THRIVENT FINANCIAL FOR LUTHERANS	38,236,461	0.16%	97.69 %
44	H	1189	VISION SERV PLAN GRP	31,049,235	0.13%	97.83 %
45	L	904	JOHN HANCOCK GRP	30,644,364	0.13%	97.96 %
46	L	468	AEGON US HOLDING GRP	29,576,377	0.13%	98.08 %
47	L	661	BCBS OF SC GRP	27,136,477	0.12%	98.20 %
48	L	233	CNO FINANCIAL GRP	26,983,844	0.11%	98.31 %
49	L	304	PRUDENTIAL OF AMER GRP	25,951,802	0.11%	98.42 %
50	L	451	FIDELITY SECURITY GRP	25,555,850	0.11%	98.53 %
51	H	4811	MEDICAL ASSOCIATES GRP	22,348,324	0.10%	98.63 %
52	L	290	GLOBE LIFE INC GRP	21,014,062	0.09%	98.72 %
53	L	300	HORACE MANN GRP	17,156,888	0.07%	98.79 %
54	H	55450	CARE PLUS DENTAL PLANS INC	15,638,592	0.07%	98.86 %
55	L	836	WEST SOUTHERN GRP	14,603,013	0.06%	98.92 %
56	L	943	AMERITAS MUT HOLDING GRP	13,782,424	0.06%	98.98 %
57	L	1211	NATIONAL GUARDIAN LIFE INS GRP	12,073,482	0.05%	99.03 %
58	L	626	CHUBB LTD GRP	11,618,809	0.05%	99.08 %
59	L	525	PAN AMER LIFE GRP	11,617,259	0.05%	99.13 %
60	L	306	TRUSTAGE GRP	10,774,076	0.05%	99.17 %
61	L	98	WR BERKLEY CORP GRP	9,922,517	0.04%	99.22 %
62	L	330	AMERICAN FIDELITY CORP GRP	9,761,102	0.04%	99.26 %
63	H	12747	ELIXIR INS CO	8,919,595	0.04%	99.30 %
64	L	687	GUARANTEE TRUST GRP	8,368,180	0.04%	99.33 %

**ACCIDENT and HEALTH INSURANCE INDUSTRY  
PROPERTY/CASUALTY, LIFE/HEALTH and HEALTH INSURERS  
2022 MARKET SHARE REPORT - TOTAL PREMIUM**

**Wisconsin**

Rank	Business Type	Group/ Company Code	Group/Company Name	Direct Written Premium	Market Share	Cumulative Market Share
65	L	869	MINNESOTA MUT GRP	8,005,313	0.03%	99.37 %
66	L	435	MASS MUT LIFE INS GRP	6,679,666	0.03%	99.39 %
67	L	64580	ILLINOIS MUT LIFE INS CO	6,271,844	0.03%	99.42 %
68	L	140	NATIONWIDE CORP GRP	6,245,438	0.03%	99.45 %
69	L	4	AMERIPRISE FIN GRP	5,826,643	0.02%	99.47 %
70	L	11121	UNIFIED LIFE INS CO	5,204,130	0.02%	99.49 %
71	L	588	KANSAS CITY LIFE INS GRP	5,167,374	0.02%	99.52 %
72	L	1117	MANHATTAN LIFE GRP	4,920,579	0.02%	99.54 %
73	L	93521	GRANULAR INS CO	4,878,406	0.02%	99.56 %
74	H	2479	DENTEGRA GRP	4,871,890	0.02%	99.58 %
75	L H	812	HIGHMARK GRP	4,867,462	0.02%	99.60 %
76	L	4862	ASSURITY GRP	4,733,320	0.02%	99.62 %
77	H	4380	UCARE GRP	4,627,057	0.02%	99.64 %
78	L H	917	HCSC GRP	4,523,425	0.02%	99.66 %
79	L	761	ALLIANZ INS GRP	4,037,652	0.02%	99.68 %
80	L	520	NEW ERA LIFE GRP	3,980,542	0.02%	99.69 %
81	L	69132	STATE MUT INS CO	3,843,788	0.02%	99.71 %
82	H	4794	GROUP 1001 INS HOLDINGS GRP	3,670,635	0.02%	99.72 %
83	L	781	UNION LABOR GRP	3,182,246	0.01%	99.74 %
84	H	461	BCBS OF MN GRP	3,172,473	0.01%	99.75 %
85	H	11826	DENTAL COM INS PLAN INC	3,077,634	0.01%	99.77 %
86	L	153	PEKIN INS GRP	3,071,501	0.01%	99.78 %
87	L	276	TRUSTMARK MUT HOLDING CO GRP	2,835,233	0.01%	99.79 %
88	L	4965	EQUITABLE HOLDINGS INC GRP	2,715,285	0.01%	99.80 %
89	L	4736	GGC GRP	2,449,485	0.01%	99.81 %
90	L	477	RENAISSANCE HLTH SERV CORP GRP	2,304,730	0.01%	99.82 %
91	L	408	BROOKFIELD ASSET MGMT REINS PARTNERS	2,236,293	0.01%	99.83 %
92	L	12	AMERICAN INTL GRP	2,220,979	0.01%	99.84 %
93	L	58033	KNIGHTS OF COLUMBUS	2,132,449	0.01%	99.85 %
94	L	71404	CONTINENTAL GEN INS CO	1,904,983	0.01%	99.86 %
95	L	7	FEDERATED MUT GRP	1,817,824	0.01%	99.87 %
96	L	619	ONEAMERICA FIN PARTNERS GRP	1,780,659	0.01%	99.87 %
97	L	212	ZURICH INS GRP	1,461,430	0.01%	99.88 %
98	H	13976	MOMENTUM INS PLANS INC	1,448,125	0.01%	99.89 %
99	L	280	AUTO OWNERS GRP	1,418,750	0.01%	99.89 %
100	L	458	DAI-ICHI LIFE HOLDINGS INC GRP	1,418,483	0.01%	99.90 %
101	L	1186	LIFETIME HLTHCARE GRP	1,304,074	0.01%	99.90 %
102	L	4853	AAA LIFE GRP	1,277,076	0.01%	99.91 %
103	L	704	CONSTELLATION INS HOLDINGS GRP	1,238,047	0.01%	99.91 %
104	L	572	BCBS OF MI GRP	1,156,679	- %	99.92 %
105	L	56693	GCU	1,150,454	- %	99.92 %
106	L	50	COUNTRY INS & FIN SERV GRP	1,143,082	- %	99.93 %
107	L	56383	ORDER OF UNITED COMMERCIAL TRAVELERS	1,040,113	- %	99.93 %
108	L	3891	GLOBAL ATLANTIC GRP	965,394	- %	99.94 %
109	L	574	AMERCO CORP GRP	923,173	- %	99.94 %
110	L	4925	KUVARE GRP	832,755	- %	99.95 %
111	L	2858	HOMESHIELD CAPITAL GRP	801,905	- %	99.95 %
112	L	4932	BRIGHTHOUSE HOLDINGS GRP	699,659	- %	99.95 %
113	H	52041	AMERICAN DENTAL PLAN OF WI INC	673,040	- %	99.95 %
114	L	4903	CALTON HOLDINGS GRP	627,188	- %	99.96 %
115	L	200	UNITED SERV AUTOMOBILE ASSN GRP	538,034	- %	99.96 %
116	L	69337	AMERICAN FIN SECURITY LIFE INS CO	439,033	- %	99.96 %
117	L	57487	CATHOLIC ORDER OF FORESTERS	399,312	- %	99.96 %
118	L	3436	LIBERTY LIFE GRP TRUST GRP	394,069	- %	99.96 %
119	L	513	IOWA FARM BUREAU GRP	378,524	- %	99.97 %
120	L	23	BCS INS GRP	375,190	- %	99.97 %
121	L	57657	ROYAL NEIGHBORS OF AMER	373,657	- %	99.97 %
122	L	71471	ABILITY INS CO	365,254	- %	99.97 %
123	H	4744	L S S GRP	317,924	- %	99.97 %
124	L	730	MEDICAL MUT OF OH GRP	316,237	- %	99.97 %
125	H	4822	F&R HOLDINGS GRP	307,029	- %	99.97 %
			<b>**TOTAL**</b>	<b>23,479,469,811</b>	<b>100.00%</b>	<b>100.00 %</b>

**ACCIDENT and HEALTH INSURANCE INDUSTRY  
PROPERTY/CASUALTY, LIFE/HEALTH and HEALTH INSURERS  
2022 MARKET SHARE REPORT - TOTAL PREMIUM**

**Wyoming**

Rank	Business Type	Group/ Company Code	Group/Company Name	Direct Written Premium	Market Share	Cumulative Market Share
1	H	53767	BCBS OF WY	649,973,130	51.50%	51.50 %
2	LH	707	UNITEDHEALTH GRP	183,369,055	14.53%	66.02 %
3	LH	901	CIGNA HLTH GRP	60,676,378	4.81%	70.83 %
4	H	14933	MONTANA HLTH COOPERATIVE	53,479,744	4.24%	75.07 %
5	LH	1	CVS GRP	48,983,982	3.88%	78.95 %
6	LH	261	MUTUAL OF OMAHA GRP	28,453,509	2.25%	81.20 %
7	H	15200	DELTA DENTAL PLAN OF WY	18,772,800	1.49%	82.69 %
8	L	8	ALLSTATE INS GRP	17,039,382	1.35%	84.04 %
9	H	119	HUMANA GRP	13,186,533	1.04%	85.09 %
10	L	370	AFLAC GRP	13,121,038	1.04%	86.13 %
11	L	549	SUN LIFE FINANCIAL INC GRP	11,256,602	0.89%	87.02 %
12	L	661	BCBS OF SC GRP	7,974,601	0.63%	87.65 %
13	L	826	NEW YORK LIFE GRP	7,481,269	0.59%	88.24 %
14	LH	1295	CENTENE CORP GRP	6,893,225	0.55%	88.79 %
15	L	4855	SUMITOMO LIFE INS GRP	6,892,753	0.55%	89.33 %
16	L	241	METROPOLITAN GRP	6,284,478	0.50%	89.83 %
17	L	4832	VOYA FINANCIAL GRP	6,085,574	0.48%	90.31 %
18	L	565	UNUM GRP	5,410,920	0.43%	90.74 %
19	L	4011	GENWORTH FIN GRP	5,035,334	0.40%	91.14 %
20	L	1348	MEIJI YASUDA LIFE INS GRP	4,919,563	0.39%	91.53 %
21	L	290	GLOBE LIFE INC GRP	4,618,263	0.37%	91.90 %
22	L	233	CNO FINANCIAL GRP	4,237,161	0.34%	92.23 %
23	L	140	NATIONWIDE CORP GRP	4,158,659	0.33%	92.56 %
24	L	836	WEST SOUTHERN GRP	3,912,084	0.31%	92.87 %
25	L	812	HIGHMARK GRP	3,765,364	0.30%	93.17 %
26	L	200	UNITED SERV AUTOMOBILE ASSN GRP	3,627,623	0.29%	93.46 %
27	L	20	LINCOLN NATL GRP	3,559,742	0.28%	93.74 %
28	L	3098	TOKIO MARINE HOLDINGS INC GRP	3,521,686	0.28%	94.02 %
29	L	429	GUARDIAN LIFE GRP	3,516,073	0.28%	94.30 %
30	L	860	NORTHWESTERN MUT GRP	3,492,693	0.28%	94.57 %
31	H	4979	ZING HLTH ENTERPRISES GRP	3,489,416	0.28%	94.85 %
32	L	332	PRINCIPAL FIN GRP	3,180,004	0.25%	95.10 %
33	L	304	PRUDENTIAL OF AMER GRP	2,964,129	0.23%	95.34 %
34	L	330	AMERICAN FIDELITY CORP GRP	2,905,600	0.23%	95.57 %
35	L	730	MEDICAL MUT OF OH GRP	2,735,236	0.22%	95.78 %
36	L	91	HARTFORD FIRE & CAS GRP	2,734,218	0.22%	96.00 %
37	L	56014	THRIVENT FINANCIAL FOR LUTHERANS	2,632,021	0.21%	96.21 %
38	L	943	AMERITAS MUT HOLDING GRP	2,278,314	0.18%	96.39 %
39	H	12239	TIMBER PRODUCTS MANUFACTURERS TRUST	2,207,025	0.17%	96.56 %
40	L	468	AEGON US HOLDING GRP	1,957,278	0.16%	96.72 %
41	L	626	CHUBB LTD GRP	1,847,056	0.15%	96.87 %
42	L	276	TRUSTMARK MUT HOLDING CO GRP	1,803,193	0.14%	97.01 %
43	L	1117	MANHATTAN LIFE GRP	1,767,359	0.14%	97.15 %
44	L	525	PAN AMER LIFE GRP	1,707,314	0.14%	97.28 %
45	L	904	JOHN HANCOCK GRP	1,616,442	0.13%	97.41 %
46	L	4712	GPM LIFE GRP	1,593,245	0.13%	97.54 %
47	L	306	TRUSTAGE GRP	1,326,896	0.11%	97.64 %
48	L	98	WR BERKLEY CORP GRP	1,281,577	0.10%	97.75 %
49	L	451	FIDELITY SECURITY GRP	1,223,571	0.10%	97.84 %
50	L	93521	GRANULAR INS CO	1,222,823	0.10%	97.94 %
51	L	69132	STATE MUT INS CO	1,166,552	0.09%	98.03 %
52	L	4903	CALTON HOLDINGS GRP	1,152,492	0.09%	98.12 %
53	L	477	RENAISSANCE HLTH SERV CORP GRP	1,151,432	0.09%	98.21 %
54	L	449	FINANCIAL HOLDINGS GRP	1,111,432	0.09%	98.30 %
55	L	4824	ADVANTAGE CAPITAL GRP	1,089,717	0.09%	98.39 %
56	L	367	PHYSICIANS MUT GRP	1,024,705	0.08%	98.47 %
57	L	520	NEW ERA LIFE GRP	997,895	0.08%	98.55 %
58	L	4888	STERLING FINANCIAL INS GRP INC	917,704	0.07%	98.62 %
59	L	869	MINNESOTA MUT GRP	905,169	0.07%	98.69 %
60	L	587	ATLANTIC AMER GRP	896,464	0.07%	98.76 %
61	L	4965	EQUITABLE HOLDINGS INC GRP	880,593	0.07%	98.83 %
62	H	4794	GROUP 1001 INS HOLDINGS GRP	879,618	0.07%	98.90 %
63	L	56383	ORDER OF UNITED COMMERCIAL TRAVELERS	787,689	0.06%	98.97 %
64	H	2479	DENTEGRA GRP	728,175	0.06%	99.02 %

**ACCIDENT and HEALTH INSURANCE INDUSTRY  
PROPERTY/CASUALTY, LIFE/HEALTH and HEALTH INSURERS  
2022 MARKET SHARE REPORT - TOTAL PREMIUM**

**Wyoming**

Rank	Business Type	Group/ Company Code	Group/Company Name	Direct Written Premium	Market Share	Cumulative Market Share
65	L	71404	CONTINENTAL GEN INS CO	727,680	0.06%	99.08 %
66	L	435	MASS MUT LIFE INS GRP	666,307	0.05%	99.13 %
67	L	71471	ABILITY INS CO	664,061	0.05%	99.19 %
68	L	408	BROOKFIELD ASSET MGMT REINS PARTNERS	658,033	0.05%	99.24 %
69	L	1211	NATIONAL GUARDIAN LIFE INS GRP	636,437	0.05%	99.29 %
70	L	181	SWISS RE GRP	629,101	0.05%	99.34 %
71	L	90638	BEST LIFE & HLTH INS CO	624,522	0.05%	99.39 %
72	L	3527	WELLABE MUT HOLDING CO GRP	566,815	0.04%	99.43 %
73	L	690	CENTRAL STATES GRP	462,059	0.04%	99.47 %
74	L	66214	HEARTLAND NATL LIFE INS CO	454,836	0.04%	99.51 %
75	L	761	ALLIANZ INS GRP	417,919	0.03%	99.54 %
76	L	4862	ASSURITY GRP	411,677	0.03%	99.57 %
77	H	12747	ELIXIR INS CO	388,967	0.03%	99.60 %
78	L	4	AMERIPRISE FIN GRP	355,948	0.03%	99.63 %
79	L	687	GUARANTEE TRUST GRP	335,972	0.03%	99.66 %
80	H	1552	MEDICA GRP	319,016	0.03%	99.68 %
81	H	126	EDUCATORS MUT GRP	308,563	0.02%	99.71 %
82	L	50	COUNTRY INS & FIN SERV GRP	264,186	0.02%	99.73 %
83	L	1186	LIFETIME HLTHCARE GRP	238,219	0.02%	99.75 %
84	L	58033	KNIGHTS OF COLUMBUS	224,281	0.02%	99.77 %
85	L	212	ZURICH INS GRP	211,311	0.02%	99.78 %
86	L	458	DAI-ICHI LIFE HOLDINGS INC GRP	197,058	0.02%	99.80 %
87	L	2858	HOMESHIELD CAPITAL GRP	184,854	0.01%	99.81 %
88	L	4853	AAA LIFE GRP	176,408	0.01%	99.83 %
89	L	3436	LIBERTY LIFE GRP TRUST GRP	141,687	0.01%	99.84 %
90	L	56499	ASSURED LIFE ASSN	134,826	0.01%	99.85 %
91	L	12	AMERICAN INTL GRP	133,842	0.01%	99.86 %
92	L	300	HORACE MANN GRP	129,307	0.01%	99.87 %
93	L	77879	5 STAR LIFE INS CO	124,926	0.01%	99.88 %
94	L	917	HCSC GRP	100,171	0.01%	99.89 %
95	L	574	AMERCO CORP GRP	97,168	0.01%	99.89 %
96	L	572	BCBS OF MI GRP	93,208	0.01%	99.90 %
97	L	64580	ILLINOIS MUT LIFE INS CO	80,629	0.01%	99.91 %
98	L	4925	KUVARE GRP	78,758	0.01%	99.91 %
99	L	11121	UNIFIED LIFE INS CO	76,884	0.01%	99.92 %
100	L	215	KEMPER CORP GRP	76,178	0.01%	99.93 %
101	L	4932	BRIGHTHOUSE HOLDINGS GRP	72,738	0.01%	99.93 %
102	L	704	CONSTELLATION INS HOLDINGS GRP	70,985	0.01%	99.94 %
103	L	876	ARKANSAS BCBS GRP	68,800	0.01%	99.94 %
104	L	3891	GLOBAL ATLANTIC GRP	67,835	0.01%	99.95 %
105	L	56413	UNITED TRANSPORTATION UNION INS ASSN	66,043	0.01%	99.95 %
106	L	588	KANSAS CITY LIFE INS GRP	64,226	0.01%	99.96 %
107	L	7	FEDERATED MUT GRP	64,149	0.01%	99.96 %
108	L	60216	AMALGAMATED LIFE INS CO	44,433	- %	99.97 %
109	L	350	GENERAL ELECTRIC GRP	43,997	- %	99.97 %
110	L	5021	ONEMAIN HOLDINGS INC GRP	39,735	- %	99.97 %
111	L	918	JACKSON NATL GRP	35,151	- %	99.98 %
112	L	5014	EVERLAKE HOLDINGS GRP	27,331	- %	99.98 %
113	L	4736	GGC GRP	26,667	- %	99.98 %
114	H	64696	FIRST CONTINENTAL LIFE & ACC	26,538	- %	99.98 %
115	L	60542	AMERICAN HOME LIFE INS CO	26,486	- %	99.99 %
116	L	619	ONEAMERICA FIN PARTNERS GRP	25,411	- %	99.99 %
117	L	4926	TALCOTT HOLDINGS GRP	20,071	- %	99.99 %
118	L	513	IOWA FARM BUREAU GRP	18,993	- %	99.99 %
119	L	1216	TIAA FAMILY GRP	17,770	- %	99.99 %
120	L	4966	INSURANCE CAPITAL GRP	15,701	- %	99.99 %
121	L	2878	UNITED HERITAGE MUT GRP	15,267	- %	99.99 %
122	L	781	UNION LABOR GRP	10,394	- %	100.00 %
123	L	4734	APOLLO GLOBAL MGMT GRP	9,393	- %	100.00 %
124	L	58068	INDEPENDENT ORDER OF FORESTERS US BR	8,017	- %	100.00 %
125	L	5026	21ST CENTURY LIFE & HEALTH CO GRP	6,421	- %	100.00 %
			<b>**TOTAL**</b>	<b>1,262,181,470</b>	<b>100.00%</b>	<b>100.00 %</b>

**ACCIDENT and HEALTH INSURANCE INDUSTRY  
PROPERTY/CASUALTY, LIFE/HEALTH and HEALTH INSURERS  
2022 MARKET SHARE REPORT - TOTAL PREMIUM**

**American Samoa**

Rank	Business Type	Group/ Company Code	Group/Company Name	Direct Written Premium	Market Share	Cumulative Market Share
1	L	241	METROPOLITAN GRP	338,164	57.14%	57.14 %
2	L	1	CVS GRP	186,658	31.54%	88.67 %
3	L	901	CIGNA HLTH GRP	26,574	4.49%	93.16 %
4	L H	707	UNITEDHEALTH GRP	14,866	2.51%	95.67 %
5	L	370	AFLAC GRP	9,325	1.58%	97.25 %
6	H	11093	TAKECARE INS CO INC	9,127	1.54%	98.79 %
7	L	306	TRUSTAGE GRP	2,259	0.38%	99.17 %
8	L	429	GUARDIAN LIFE GRP	1,077	0.18%	99.35 %
9	L	4	AMERIPRISE FIN GRP	866	0.15%	99.50 %
10	L	261	MUTUAL OF OMAHA GRP	782	0.13%	99.63 %
11	L	20	LINCOLN NATL GRP	638	0.11%	99.74 %
12	L	468	AEGON US HOLDING GRP	593	0.10%	99.84 %
13	L	904	JOHN HANCOCK GRP	400	0.07%	99.91 %
14	L	290	GLOBE LIFE INC GRP	147	0.02%	99.93 %
15	L	367	PHYSICIANS MUT GRP	142	0.02%	99.96 %
16	L	8	ALLSTATE INS GRP	125	0.02%	99.98 %
17	L	5021	ONEMAIN HOLDINGS INC GRP	120	0.02%	100.00 %
18	L	826	NEW YORK LIFE GRP	5	- %	100.00 %
			<b>**TOTAL**</b>	<b>591,868</b>	<b>100.00%</b>	<b>100.00 %</b>

**ACCIDENT and HEALTH INSURANCE INDUSTRY  
PROPERTY/CASUALTY, LIFE/HEALTH and HEALTH INSURERS  
2022 MARKET SHARE REPORT - TOTAL PREMIUM**

Guam

Rank	Business Type	Group/ Company Code	Group/Company Name	Direct Written Premium	Market Share	Cumulative Market Share
1	H	11093	TAKECARE INS CO INC	118,111,090	66.25%	66.25 %
2		3098	TOKIO MARINE HOLDINGS INC GRP	19,749,563	11.08%	77.33 %
3	L	370	AFLAC GRP	14,897,842	8.36%	85.69 %
4	L	60246	NETCARE LIFE & HLTH INS CO	12,610,093	7.07%	92.76 %
5	L	901	CIGNA HLTH GRP	3,434,929	1.93%	94.69 %
6	L	1348	MEIJI YASUDA LIFE INS GRP	2,800,770	1.57%	96.26 %
7	L H	707	UNITEDHEALTH GRP	2,194,039	1.23%	97.49 %
8	L	241	METROPOLITAN GRP	1,134,698	0.64%	98.13 %
9	L	8	ALLSTATE INS GRP	1,026,103	0.58%	98.70 %
10	L H	1	CVS GRP	532,563	0.30%	99.00 %
11	L	869	MINNESOTA MUT GRP	530,231	0.30%	99.30 %
12	L	468	AEGON US HOLDING GRP	409,123	0.23%	99.53 %
13	L	91	HARTFORD FIRE & CAS GRP	289,405	0.16%	99.69 %
14	L	826	NEW YORK LIFE GRP	119,822	0.07%	99.76 %
15	L	306	TRUSTAGE GRP	95,263	0.05%	99.81 %
16	L	20	LINCOLN NATL GRP	71,655	0.04%	99.85 %
17	L	408	BROOKFIELD ASSET MGMT REINS PARTNERS	65,280	0.04%	99.89 %
18	L	458	DAI-ICHI LIFE HOLDINGS INC GRP	55,152	0.03%	99.92 %
19	L	304	PRUDENTIAL OF AMER GRP	46,483	0.03%	99.94 %
20	L	565	UNUM GRP	23,119	0.01%	99.96 %
21	L	261	MUTUAL OF OMAHA GRP	16,271	0.01%	99.97 %
22	L	435	MASS MUT LIFE INS GRP	16,200	0.01%	99.98 %
23	L	943	AMERITAS MUT HOLDING GRP	13,481	0.01%	99.98 %
24	L	233	CNO FINANCIAL GRP	7,213	- %	99.99 %
25	L	1117	MANHATTAN LIFE GRP	5,851	- %	99.99 %
26	L	690	CENTRAL STATES GRP	3,038	- %	99.99 %
27	L	4932	BRIGHTHOUSE HOLDINGS GRP	2,614	- %	99.99 %
28	L	4832	VOYA FINANCIAL GRP	2,211	- %	99.99 %
29	L	769	GREAT WEST GRP	1,871	- %	100.00 %
30	L	12	AMERICAN INTL GRP	1,842	- %	100.00 %
31	L	918	JACKSON NATL GRP	1,699	- %	100.00 %
32	L	429	GUARDIAN LIFE GRP	1,121	- %	100.00 %
33	L	290	GLOBE LIFE INC GRP	598	- %	100.00 %
34	L	5014	EVERLAKE HOLDINGS GRP	424	- %	100.00 %
35	L	904	JOHN HANCOCK GRP	365	- %	100.00 %
36	L	626	CHUBB LTD GRP	324	- %	100.00 %
37	L	4926	TALCOTT HOLDINGS GRP	283	- %	100.00 %
38	L	4853	AAA LIFE GRP	282	- %	100.00 %
39	L	781	UNION LABOR GRP	272	- %	100.00 %
40	L	367	PHYSICIANS MUT GRP	239	- %	100.00 %
41	L	58033	KNIGHTS OF COLUMBUS	188	- %	100.00 %
42	L	350	GENERAL ELECTRIC GRP	177	- %	100.00 %
43	L	451	FIDELITY SECURITY GRP	99	- %	100.00 %
44	L	872	BANNER LIFE GRP	9	- %	100.00 %
			<b>**TOTAL**</b>	<b>178,273,686</b>	<b>100.00%</b>	<b>100.00 %</b>

**ACCIDENT and HEALTH INSURANCE INDUSTRY  
PROPERTY/CASUALTY, LIFE/HEALTH and HEALTH INSURERS  
2022 MARKET SHARE REPORT - TOTAL PREMIUM**

**Puerto Rico**

Rank	Business Type	Group/ Company Code	Group/Company Name	Direct Written Premium	Market Share	Cumulative Market Share
1	H	671	ELEVANCE HLTH INC GRP	4,549,577,335	31.88%	31.88 %
2	LH	536	GUIDEWELL MUT HOLDING GRP	3,894,480,920	27.29%	59.16 %
3	LH	1301	MEDICAL CARD SYSTEM INC GRP	2,881,808,492	20.19%	79.35 %
4	H	95722	FIRST MEDICAL HLTH PLAN INC	1,532,156,024	10.74%	90.09 %
5	H	95730	PLAN DE SALUD MENONITA INC	604,411,587	4.23%	94.32 %
6	LH	119	HUMANA GRP	458,710,969	3.21%	97.54 %
7	L	370	AFLAC GRP	57,543,923	0.40%	97.94 %
8	L	411	MAPFRE INS GRP	45,705,536	0.32%	98.26 %
9	L	4804	MULTINATIONAL GRP	35,458,551	0.25%	98.51 %
10	L	4970	TRANS OCEANIC GRP INC	33,297,168	0.23%	98.74 %
11	H	2479	DENTEGRA GRP	33,217,448	0.23%	98.98 %
12	L	79715	COOPERATIVA DE SEGUROS DE VIDA	21,076,579	0.15%	99.12 %
13	L	241	METROPOLITAN GRP	17,296,018	0.12%	99.25 %
14	L	233	CNO FINANCIAL GRP	16,425,875	0.12%	99.36 %
15	LH	707	UNITEDHEALTH GRP	15,452,252	0.11%	99.47 %
16	L	435	MASS MUT LIFE INS GRP	9,912,193	0.07%	99.54 %
17	L	261	MUTUAL OF OMAHA GRP	9,392,420	0.07%	99.60 %
18	L	71	UNIVERSAL INS CO GRP	8,342,916	0.06%	99.66 %
19	H	95762	PLAN MEDICO SERV DE SALUD BELLA VIST	7,460,677	0.05%	99.71 %
20	L	826	NEW YORK LIFE GRP	6,221,127	0.04%	99.76 %
21	L	8	ALLSTATE INS GRP	5,451,229	0.04%	99.80 %
22	L	91	HARTFORD FIRE & CAS GRP	5,447,232	0.04%	99.83 %
23	H	12587	AUXILIO SALUD PLUS INC	5,095,170	0.04%	99.87 %
24	L	19	ASSURANT INC GRP	3,801,228	0.03%	99.90 %
25	L	626	CHUBB LTD GRP	3,694,089	0.03%	99.92 %
26	L	20	LINCOLN NATL GRP	2,774,615	0.02%	99.94 %
27	L	704	CONSTELLATION INS HOLDINGS GRP	2,319,823	0.02%	99.96 %
28	LH	901	CIGNA HLTH GRP	2,013,560	0.01%	99.97 %
29	L	1117	MANHATTAN LIFE GRP	1,852,004	0.01%	99.99 %
30	L	565	UNUM GRP	1,646,024	0.01%	100.00 %
31	L	304	PRUDENTIAL OF AMER GRP	1,383,671	0.01%	100.00 %
32	L	12	AMERICAN INTL GRP	1,339,840	0.01%	100.00 %
33	H	95743	RYDER HLTH PLAN INC	1,317,758	0.01%	100.00 %
34	LH	1	CVS GRP	1,094,317	0.01%	100.00 %
35	L	525	PAN AMER LIFE GRP	868,647	0.01%	100.00 %
36	H	81647	BUPA INS CO	751,991	0.01%	100.00 %
37	L	87394	MARQUETTE IND & LIFE INS CO	582,574	- %	100.00 %
38	L	918	JACKSON NATL GRP	464,920	- %	100.00 %
39	L	904	JOHN HANCOCK GRP	204,925	- %	100.00 %
40	L	869	MINNESOTA MUT GRP	182,361	- %	100.00 %
41	L	458	DAI-ICHI LIFE HOLDINGS INC GRP	145,057	- %	100.00 %
42	H	12747	ELIXIR INS CO	131,488	- %	100.00 %
43	L	4932	BRIGHTHOUSE HOLDINGS GRP	128,782	- %	100.00 %
44	L	429	GUARDIAN LIFE GRP	115,658	- %	100.00 %
45	L	58033	KNIGHTS OF COLUMBUS	100,179	- %	100.00 %
46	L	306	TRUSTAGE GRP	88,153	- %	100.00 %
47	L	1348	MEIJI YASUDA LIFE INS GRP	73,376	- %	100.00 %
48	L	468	AEGON US HOLDING GRP	65,475	- %	100.00 %
49	L	332	PRINCIPAL FIN GRP	50,166	- %	100.00 %
50	L	290	GLOBE LIFE INC GRP	46,930	- %	100.00 %
51	L	4855	SUMITOMO LIFE INS GRP	36,206	- %	100.00 %
52	L	3891	GLOBAL ATLANTIC GRP	36,114	- %	100.00 %
53	L	4	AMERIPRISE FIN GRP	33,218	- %	100.00 %
54	L	943	AMERITAS MUT HOLDING GRP	21,293	- %	100.00 %
55	L	330	AMERICAN FIDELITY CORP GRP	17,596	- %	100.00 %
56	L	581	BOSTON MUT GRP	16,394	- %	100.00 %
57	L	4947	PROSPERITY LIFE INS GRP	13,294	- %	100.00 %
58	L	212	ZURICH INS GRP	12,841	- %	100.00 %
59	L	276	TRUSTMARK MUT HOLDING CO GRP	12,525	- %	100.00 %
60	L	408	BROOKFIELD ASSET MGMT REINS PARTNERS	11,323	- %	100.00 %
61	L	4965	EQUITABLE HOLDINGS INC GRP	9,635	- %	100.00 %
62	L	520	NEW ERA LIFE GRP	9,116	- %	100.00 %
63	L	4736	GGC GRP	7,111	- %	100.00 %
64	L	200	UNITED SERV AUTOMOBILE ASSN GRP	6,303	- %	100.00 %



**ACCIDENT and HEALTH INSURANCE INDUSTRY  
PROPERTY/CASUALTY, LIFE/HEALTH and HEALTH INSURERS  
2022 MARKET SHARE REPORT - TOTAL PREMIUM**

**Puerto Rico**

<b>Rank</b>	<b>Business Type</b>	<b>Group/ Company Code</b>	<b>Group/Company Name</b>	<b>Direct Written Premium</b>	<b>Market Share</b>	<b>Cumulative Market Share</b>
65	L	5014	EVERLAKE HOLDINGS GRP	6,139	- %	100.00 %
66	L	300	HORACE MANN GRP	4,828	- %	100.00 %
67	L	781	UNION LABOR GRP	4,693	- %	100.00 %
68	L	572	BCBS OF MI GRP	4,426	- %	100.00 %
69	L	4750	PRIMERICA GRP	4,122	- %	100.00 %
70	L	367	PHYSICIANS MUT GRP	3,585	- %	100.00 %
71	L	850	PENN MUT GRP	3,245	- %	100.00 %
72	L	4853	AAA LIFE GRP	3,232	- %	100.00 %
73	L	3098	TOKIO MARINE HOLDINGS INC GRP	3,059	- %	100.00 %
74	L	4862	ASSURITY GRP	2,869	- %	100.00 %
75	L	4832	VOYA FINANCIAL GRP	2,383	- %	100.00 %
76	L	71404	CONTINENTAL GEN INS CO	2,274	- %	100.00 %
77	L	350	GENERAL ELECTRIC GRP	1,999	- %	100.00 %
78	L	4213	WILTON RE GRP	1,817	- %	100.00 %
79	L	4011	GENWORTH FIN GRP	1,701	- %	100.00 %
80	L	5021	ONEMAIN HOLDINGS INC GRP	1,598	- %	100.00 %
81	L	836	WEST SOUTHERN GRP	1,287	- %	100.00 %
82	L	4926	TALCOTT HOLDINGS GRP	1,038	- %	100.00 %
83	L	56456	UNITED STATES LETTER CARRIERS MUT BE	668	- %	100.00 %
84	L	4734	APOLLO GLOBAL MGMT GRP	312	- %	100.00 %
85	L	687	GUARANTEE TRUST GRP	252	- %	100.00 %
86	L	11121	UNIFIED LIFE INS CO	113	- %	100.00 %
87	L	4903	CALTON HOLDINGS GRP	3	- %	100.00 %
			<b>**TOTAL**</b>	<b>14,272,464,155</b>	<b>100.00%</b>	<b>100.00 %</b>

**ACCIDENT and HEALTH INSURANCE INDUSTRY  
PROPERTY/CASUALTY, LIFE/HEALTH and HEALTH INSURERS  
2022 MARKET SHARE REPORT - TOTAL PREMIUM**

**U.S. Virgin Islands**

Rank	Business Type	Group/ Company Code	Group/Company Name	Direct Written Premium	Market Share	Cumulative Market Share
1	L	901	CIGNA HLTH GRP	186,318,321	61.46%	61.46 %
2	L H	707	UNITEDHEALTH GRP	96,735,962	31.91%	93.37 %
3	L	370	AFLAC GRP	10,652,750	3.51%	96.88 %
4	H	536	GUIDEWELL MUT HOLDING GRP	1,767,221	0.58%	97.46 %
5	L	411	MAPFRE INS GRP	1,312,749	0.43%	97.90 %
6	L	241	METROPOLITAN GRP	1,109,068	0.37%	98.26 %
7	L	1348	MEIJI YASUDA LIFE INS GRP	1,067,292	0.35%	98.62 %
8	H	81647	BUPA INS CO	1,062,336	0.35%	98.97 %
9	L	826	NEW YORK LIFE GRP	637,283	0.21%	99.18 %
10	L	233	CNO FINANCIAL GRP	530,859	0.18%	99.35 %
11	L	261	MUTUAL OF OMAHA GRP	365,230	0.12%	99.47 %
12	L H	1	CVS GRP	337,465	0.11%	99.58 %
13	L	8	ALLSTATE INS GRP	250,208	0.08%	99.67 %
14	L	1301	MEDICAL CARD SYSTEM INC GRP	193,468	0.06%	99.73 %
15	H	2479	DENTEGRA GRP	177,958	0.06%	99.79 %
16	L	20	LINCOLN NATL GRP	93,696	0.03%	99.82 %
17	L	304	PRUDENTIAL OF AMER GRP	80,743	0.03%	99.85 %
18	L	565	UNUM GRP	69,847	0.02%	99.87 %
19	H	16074	ELAN INS USVI INC	62,478	0.02%	99.89 %
20	L	458	DAI-ICHI LIFE HOLDINGS INC GRP	43,847	0.01%	99.90 %
21	L	904	JOHN HANCOCK GRP	35,177	0.01%	99.91 %
22	L	306	TRUSTAGE GRP	31,635	0.01%	99.93 %
23	L	19	ASSURANT INC GRP	27,093	0.01%	99.93 %
24	L	435	MASS MUT LIFE INS GRP	23,495	0.01%	99.94 %
25	L	468	AEGON US HOLDING GRP	20,991	0.01%	99.95 %
26	L	4932	BRIGHTHOUSE HOLDINGS GRP	18,130	0.01%	99.95 %
27	L	626	CHUBB LTD GRP	16,969	0.01%	99.96 %
28	L	71404	CONTINENTAL GEN INS CO	15,221	0.01%	99.97 %
29	L	4970	TRANS OCEANIC GRP INC	11,472	- %	99.97 %
30	L	429	GUARDIAN LIFE GRP	10,899	- %	99.97 %
31	L	4	AMERIPRISE FIN GRP	10,769	- %	99.98 %
32	L	200	UNITED SERV AUTOMOBILE ASSN GRP	9,377	- %	99.98 %
33	L	4011	GENWORTH FIN GRP	8,608	- %	99.98 %
34	L	943	AMERITAS MUT HOLDING GRP	6,408	- %	99.98 %
35	L	367	PHYSICIANS MUT GRP	6,036	- %	99.99 %
36	L	290	GLOBE LIFE INC GRP	4,992	- %	99.99 %
37	L	525	PAN AMER LIFE GRP	4,788	- %	99.99 %
38	L	4926	TALCOTT HOLDINGS GRP	3,940	- %	99.99 %
39	L	869	MINNESOTA MUT GRP	3,630	- %	99.99 %
40	L	4855	SUMITOMO LIFE INS GRP	3,351	- %	99.99 %
41	L	704	CONSTELLATION INS HOLDINGS GRP	2,499	- %	99.99 %
42	L	769	GREAT WEST GRP	2,310	- %	99.99 %
43	L	4965	EQUITABLE HOLDINGS INC GRP	2,302	- %	100.00 %
44	L	5014	EVERLAKE HOLDINGS GRP	1,901	- %	100.00 %
45	L	4862	ASSURITY GRP	1,467	- %	100.00 %
46	L	12	AMERICAN INTL GRP	1,118	- %	100.00 %
47	L	520	NEW ERA LIFE GRP	934	- %	100.00 %
48	L	4853	AAA LIFE GRP	920	- %	100.00 %
49	L	56456	UNITED STATES LETTER CARRIERS MUT BE	850	- %	100.00 %
50	L	91	HARTFORD FIRE & CAS GRP	846	- %	100.00 %
51	L	350	GENERAL ELECTRIC GRP	813	- %	100.00 %
52	L	572	BCBS OF MI GRP	666	- %	100.00 %
53	L	64580	ILLINOIS MUT LIFE INS CO	631	- %	100.00 %
54	L	300	HORACE MANN GRP	589	- %	100.00 %
55	L	77879	5 STAR LIFE INS CO	455	- %	100.00 %
56	L	276	TRUSTMARK MUT HOLDING CO GRP	446	- %	100.00 %
57	L	449	FINANCIAL HOLDINGS GRP	376	- %	100.00 %
58	L	4553	SAVINGS BANK LIFE GRP	320	- %	100.00 %
59	L	11121	UNIFIED LIFE INS CO	315	- %	100.00 %
60	L	5021	ONEMAIN HOLDINGS INC GRP	199	- %	100.00 %
61	L	56014	THRIVENT FINANCIAL FOR LUTHERANS	144	- %	100.00 %
62	L	4832	VOYA FINANCIAL GRP	117	- %	100.00 %
63	L	1117	MANHATTAN LIFE GRP	85	- %	100.00 %
64	L	5045	DAYFORWARD INC GRP	36	- %	100.00 %

**ACCIDENT and HEALTH INSURANCE INDUSTRY  
PROPERTY/CASUALTY, LIFE/HEALTH and HEALTH INSURERS  
2022 MARKET SHARE REPORT - TOTAL PREMIUM**

**U.S. Virgin Islands**

<b>Rank</b>	<b>Business Type</b>	<b>Group/ Company Code</b>	<b>Group/Company Name</b>	<b>Direct Written Premium</b>	<b>Market Share</b>	<b>Cumulative Market Share</b>
65	L	4903	CALTON HOLDINGS GRP	1	- %	100.00 %
			**TOTAL**	303,162,102	100.00%	100.00 %

**ACCIDENT and HEALTH INSURANCE INDUSTRY  
PROPERTY/CASUALTY, LIFE/HEALTH and HEALTH INSURERS  
2022 MARKET SHARE REPORT - TOTAL PREMIUM**

**Northern Mariana Islands**

<b>Rank</b>	<b>Business Type</b>	<b>Group/ Company Code</b>	<b>Group/Company Name</b>	<b>Direct Written Premium</b>	<b>Market Share</b>	<b>Cumulative Market Share</b>
1	LH	1	CVS GRP	40,097,499	88.01%	88.01 %
2	H	11093	TAKECARE INS CO INC	2,676,295	5.87%	93.89 %
3	L	60246	NETCARE LIFE & HLTH INS CO	1,212,586	2.66%	96.55 %
4	L	241	METROPOLITAN GRP	916,777	2.01%	98.56 %
5	L	707	UNITEDHEALTH GRP	244,510	0.54%	99.10 %
6	L	901	CIGNA HLTH GRP	199,099	0.44%	99.54 %
7	L	629	PLATEAU GRP	66,859	0.15%	99.68 %
8	L	370	AFLAC GRP	58,377	0.13%	99.81 %
9	L	1117	MANHATTAN LIFE GRP	44,428	0.10%	99.91 %
10	L	261	MUTUAL OF OMAHA GRP	13,123	0.03%	99.94 %
11	L	8	ALLSTATE INS GRP	8,692	0.02%	99.96 %
12	L	826	NEW YORK LIFE GRP	7,935	0.02%	99.97 %
13	L	20	LINCOLN NATL GRP	3,883	0.01%	99.98 %
14	L	468	AEGON US HOLDING GRP	2,828	0.01%	99.99 %
15	L	306	TRUSTAGE GRP	1,956	- %	99.99 %
16	L	1348	MEIJI YASUDA LIFE INS GRP	1,795	- %	100.00 %
17	L	367	PHYSICIANS MUT GRP	916	- %	100.00 %
18	L	290	GLOBE LIFE INC GRP	302	- %	100.00 %
19	L	565	UNUM GRP	257	- %	100.00 %
20	L	12	AMERICAN INTL GRP	130	- %	100.00 %
			<b>**TOTAL**</b>	<b>45,558,247</b>	<b>100.00%</b>	<b>100.00 %</b>

**ACCIDENT and HEALTH INSURANCE INDUSTRY  
PROPERTY/CASUALTY, LIFE/HEALTH and HEALTH INSURERS  
2022 MARKET SHARE REPORT - TOTAL PREMIUM**

Canada

Rank	Business Type	Group/ Company Code	Group/Company Name	Direct Written Premium	Market Share	Cumulative Market Share
1	L	626	CHUBB LTD GRP	202,536,344	75.39%	75.39 %
2	L	290	GLOBE LIFE INC GRP	16,889,761	6.29%	81.67 %
3	L	1	CVS GRP	14,446,239	5.38%	87.05 %
4	L	901	CIGNA HLTH GRP	9,274,202	3.45%	90.50 %
5	L	565	UNUM GRP	7,510,491	2.80%	93.30 %
6	L	241	METROPOLITAN GRP	5,202,884	1.94%	95.24 %
7	L	58033	KNIGHTS OF COLUMBUS	4,435,232	1.65%	96.89 %
8	L	19	ASSURANT INC GRP	3,920,217	1.46%	98.35 %
9	L	304	PRUDENTIAL OF AMER GRP	1,224,332	0.46%	98.80 %
10	L	20	LINCOLN NATL GRP	1,140,844	0.42%	99.23 %
11	L	826	NEW YORK LIFE GRP	933,086	0.35%	99.57 %
12	L	860	NORTHWESTERN MUT GRP	273,906	0.10%	99.68 %
13	L	429	GUARDIAN LIFE GRP	140,459	0.05%	99.73 %
14	L	332	PRINCIPAL FIN GRP	117,420	0.04%	99.77 %
15	L	1348	MEIJI YASUDA LIFE INS GRP	103,992	0.04%	99.81 %
16	L	468	AEGON US HOLDING GRP	99,655	0.04%	99.85 %
17	L	435	MASS MUT LIFE INS GRP	98,121	0.04%	99.88 %
18	L	261	MUTUAL OF OMAHA GRP	96,589	0.04%	99.92 %
19	L	3098	TOKIO MARINE HOLDINGS INC GRP	53,464	0.02%	99.94 %
20	L	769	GREAT WEST GRP	25,804	0.01%	99.95 %
21	L	4855	SUMITOMO LIFE INS GRP	17,377	0.01%	99.96 %
22	L	761	ALLIANZ INS GRP	10,954	- %	99.96 %
23	L	200	UNITED SERV AUTOMOBILE ASSN GRP	10,545	- %	99.96 %
24	L	572	BCBS OF MI GRP	10,110	- %	99.97 %
25	L	367	PHYSICIANS MUT GRP	9,433	- %	99.97 %
26	L	458	DAI-ICHI LIFE HOLDINGS INC GRP	8,969	- %	99.97 %
27	L	869	MINNESOTA MUT GRP	8,836	- %	99.98 %
28	L	91	HARTFORD FIRE & CAS GRP	7,275	- %	99.98 %
29	L	440	REGAL REINS GRP	5,567	- %	99.98 %
30	L	704	CONSTELLATION INS HOLDINGS GRP	5,184	- %	99.98 %
31	L	12	AMERICAN INTL GRP	5,029	- %	99.99 %
32	L	71404	CONTINENTAL GEN INS CO	4,925	- %	99.99 %
33	L	781	UNION LABOR GRP	3,882	- %	99.99 %
34	L	4862	ASSURITY GRP	3,673	- %	99.99 %
35	L	943	AMERITAS MUT HOLDING GRP	3,007	- %	99.99 %
36	L	918	JACKSON NATL GRP	2,625	- %	99.99 %
37	L	707	UNITEDHEALTH GRP	2,272	- %	99.99 %
38	L	4736	GGC GRP	2,122	- %	99.99 %
39	L	306	TRUSTAGE GRP	1,971	- %	100.00 %
40	L	5014	EVERLAKE HOLDINGS GRP	1,804	- %	100.00 %
41	L	276	TRUSTMARK MUT HOLDING CO GRP	1,646	- %	100.00 %
42	L	4926	TALCOTT HOLDINGS GRP	1,642	- %	100.00 %
43	L	56014	THRIVENT FINANCIAL FOR LUTHERANS	1,422	- %	100.00 %
44	L	58068	INDEPENDENT ORDER OF FORESTERS US BR	1,404	- %	100.00 %
45	L	1211	NATIONAL GUARDIAN LIFE INS GRP	1,009	- %	100.00 %
46	L	408	BROOKFIELD ASSET MGMT REINS PARTNERS	782	- %	100.00 %
47	L	836	WEST SOUTHERN GRP	412	- %	100.00 %
48	L	56634	CROATIAN FRATERNAL UNION OF AMER	401	- %	100.00 %
49	L	56383	ORDER OF UNITED COMMERCIAL TRAVELERS	341	- %	100.00 %
50	L	4932	BRIGHTHOUSE HOLDINGS GRP	318	- %	100.00 %
51	L	3527	WELLABE MUT HOLDING CO GRP	299	- %	100.00 %
52	L	300	HORACE MANN GRP	247	- %	100.00 %
53	L	4853	AAA LIFE GRP	144	- %	100.00 %
54	L	4832	VOYA FINANCIAL GRP	134	- %	100.00 %
55	L	5021	ONEMAIN HOLDINGS INC GRP	120	- %	100.00 %
56	L	4213	WILTON RE GRP	62	- %	100.00 %
57	L	687	GUARANTEE TRUST GRP	35	- %	100.00 %
58	L	454	SECURITY NATL GRP	30	- %	100.00 %
59	L	8	ALLSTATE INS GRP	19	- %	100.00 %
60	L	57487	CATHOLIC ORDER OF FORESTERS	5	- %	100.00 %
			**TOTAL**	268,659,074	100.00%	100.00 %

**ACCIDENT and HEALTH INSURANCE INDUSTRY  
PROPERTY/CASUALTY, LIFE/HEALTH and HEALTH INSURERS  
2022 MARKET SHARE REPORT - TOTAL PREMIUM**

**Aggregate Other Alien**

Rank	Business Type	Group/ Company Code	Group/Company Name	Direct Written Premium	Market Share	Cumulative Market Share
1	L	241	METROPOLITAN GRP	502,350,741	35.97%	35.97 %
2	L	901	CIGNA HLTH GRP	461,723,872	33.06%	69.04 %
3	L	1	CVS GRP	111,699,827	8.00%	77.04 %
4	L H	707	UNITEDHEALTH GRP	111,064,927	7.95%	84.99 %
5	H	81647	BUPA INS CO	104,402,261	7.48%	92.47 %
6	L	525	PAN AMER LIFE GRP	27,764,116	1.99%	94.46 %
7	L	63886	BEST MERIDIAN INS CO	20,815,290	1.49%	95.95 %
8	L	565	UNUM GRP	17,381,369	1.24%	97.19 %
9	L	304	PRUDENTIAL OF AMER GRP	16,091,108	1.15%	98.34 %
10	L	826	NEW YORK LIFE GRP	9,028,831	0.65%	98.99 %
11	H	17252	ASISTENSI GLOBAL INS INC	6,363,926	0.46%	99.45 %
12	L	290	GLOBE LIFE INC GRP	2,844,155	0.20%	99.65 %
13	L	860	NORTHWESTERN MUT GRP	1,078,663	0.08%	99.73 %
14	L	536	GUIDEWELL MUT HOLDING GRP	827,760	0.06%	99.79 %
15	L	212	ZURICH INS GRP	811,302	0.06%	99.84 %
16	L	20	LINCOLN NATL GRP	808,986	0.06%	99.90 %
17	L	435	MASS MUT LIFE INS GRP	577,536	0.04%	99.94 %
18	L	261	MUTUAL OF OMAHA GRP	509,442	0.04%	99.98 %
19	L	634	NATIONAL LIFE GRP	272,348	0.02%	100.00 %
20	L	904	JOHN HANCOCK GRP	211,629	0.02%	100.00 %
21	L	1117	MANHATTAN LIFE GRP	138,859	0.01%	100.00 %
22	L	332	PRINCIPAL FIN GRP	133,858	0.01%	100.00 %
23	L	943	AMERITAS MUT HOLDING GRP	132,715	0.01%	100.00 %
24	L	761	ALLIANZ INS GRP	119,209	0.01%	100.00 %
25	L	306	TRUSTAGE GRP	118,083	0.01%	100.00 %
26	L	468	AEGON US HOLDING GRP	101,469	0.01%	100.00 %
27	L	1348	MEIJI YASUDA LIFE INS GRP	101,131	0.01%	100.00 %
28	H	4719	AMFIRST HOLDINGS GRP	99,835	0.01%	100.00 %
29	L	370	AFLAC GRP	87,004	0.01%	100.00 %
30	L	4	AMERIPRISE FIN GRP	80,016	0.01%	100.00 %
31	L	429	GUARDIAN LIFE GRP	75,756	0.01%	100.00 %
32	L	200	UNITED SERV AUTOMOBILE ASSN GRP	53,699	- %	100.00 %
33	L	233	CNO FINANCIAL GRP	45,610	- %	100.00 %
34	L	458	DAI-ICHI LIFE HOLDINGS INC GRP	30,710	- %	100.00 %
35	H	64696	FIRST CONTINENTAL LIFE & ACC	28,648	- %	100.00 %
36	L	629	PLATEAU GRP	25,681	- %	100.00 %
37	L	869	MINNESOTA MUT GRP	25,090	- %	100.00 %
38	L	367	PHYSICIANS MUT GRP	24,004	- %	100.00 %
39	H	11093	TAKECARE INS CO INC	23,690	- %	100.00 %
40	L	704	CONSTELLATION INS HOLDINGS GRP	16,427	- %	100.00 %
41	L	4853	AAA LIFE GRP	13,247	- %	100.00 %
42	L	91	HARTFORD FIRE & CAS GRP	13,241	- %	100.00 %
43	L	8	ALLSTATE INS GRP	12,071	- %	100.00 %
44	L	60246	NETCARE LIFE & HLTH INS CO	11,471	- %	100.00 %
45	L	4862	ASSURITY GRP	8,428	- %	100.00 %
46	L	4855	SUMITOMO LIFE INS GRP	8,190	- %	100.00 %
47	L	850	PENN MUT GRP	6,489	- %	100.00 %
48	L	5014	EVERLAKE HOLDINGS GRP	5,843	- %	100.00 %
49	L	350	GENERAL ELECTRIC GRP	5,221	- %	100.00 %
50	L	50	COUNTRY INS & FIN SERV GRP	5,116	- %	100.00 %
51	L	56014	THRIVENT FINANCIAL FOR LUTHERANS	3,504	- %	100.00 %
52	L	276	TRUSTMARK MUT HOLDING CO GRP	3,450	- %	100.00 %
53	L	4011	GENWORTH FIN GRP	3,398	- %	100.00 %
54	L	5021	ONEMAIN HOLDINGS INC GRP	3,034	- %	100.00 %
55	L	4736	GGC GRP	2,375	- %	100.00 %
56	L	140	NATIONWIDE CORP GRP	1,769	- %	100.00 %
57	L	19	ASSURANT INC GRP	1,696	- %	100.00 %
58	L	181	SWISS RE GRP	1,663	- %	100.00 %
59	L	836	WEST SOUTHERN GRP	1,630	- %	100.00 %
60	L	690	CENTRAL STATES GRP	1,052	- %	100.00 %
61	L	872	BANNER LIFE GRP	1,004	- %	100.00 %
62	L	449	FINANCIAL HOLDINGS GRP	969	- %	100.00 %
63	L	3527	WELLABE MUT HOLDING CO GRP	824	- %	100.00 %
64	L	451	FIDELITY SECURITY GRP	780	- %	100.00 %

**ACCIDENT and HEALTH INSURANCE INDUSTRY  
PROPERTY/CASUALTY, LIFE/HEALTH and HEALTH INSURERS  
2022 MARKET SHARE REPORT - TOTAL PREMIUM**

**Aggregate Other Alien**

Rank	Business Type	Group/ Company Code	Group/Company Name	Direct Written Premium	Market Share	Cumulative Market Share
65	L	588	KANSAS CITY LIFE INS GRP	736	- %	100.00 %
66	L	687	GUARANTEE TRUST GRP	670	- %	100.00 %
67	L	918	JACKSON NATL GRP	617	- %	100.00 %
68	L	4965	EQUITABLE HOLDINGS INC GRP	599	- %	100.00 %
69	L	300	HORACE MANN GRP	522	- %	100.00 %
70	L	4213	WILTON RE GRP	497	- %	100.00 %
71	L	4734	APOLLO GLOBAL MGMT GRP	493	- %	100.00 %
72	L	572	BCBS OF MI GRP	486	- %	100.00 %
73	L	68772	SECURITY MUT LIFE INS CO OF NY	430	- %	100.00 %
74	L	781	UNION LABOR GRP	415	- %	100.00 %
75	L	4926	TALCOTT HOLDINGS GRP	414	- %	100.00 %
76	L	4932	BRIGHTHOUSE HOLDINGS GRP	360	- %	100.00 %
77	L	408	BROOKFIELD ASSET MGMT REINS PARTNERS	308	- %	100.00 %
78	L	77879	5 STAR LIFE INS CO	266	- %	100.00 %
79	L	581	BOSTON MUT GRP	191	- %	100.00 %
80	L	55	AUTOMOBILE CLUB MI GRP	35	- %	100.00 %
81	L	11121	UNIFIED LIFE INS CO	30	- %	100.00 %
82	L	57487	CATHOLIC ORDER OF FORESTERS	13	- %	100.00 %
83	L	12	AMERICAN INTL GRP	4	- %	100.00 %
			<b>**TOTAL**</b>	<b>1,396,417,517</b>	<b>100.00%</b>	<b>100.00 %</b>

# Technical Notes



**2022 MARKET SHARE REPORTS – ACCIDENT AND HEALTH INSURERS  
TECHNICAL NOTES**

**General**

Only companies reporting positive premiums are displayed in this report. While companies reporting negative premiums are not listed, the negative premium is still included in the calculation of total premium. Due to the addition of negative premiums to the total premium, the cumulative market share is capped at 100%.

**Direct Written Premium Source**

**States, U.S. Territories, Canada, Aggregate Other Alien**

The sum of all states, U.S. territories, Canada, aggregate other alien and California Department of Managed Health Care (DMHC) entities.

**States and U.S. Territories**

The sum of all states, U.S. territories and California DMHC entities.

**States**

The sum of each respective state's premium. California includes California DMHC entities.

**Property/Casualty Insurers**

Property/Casualty Annual Statement Page 19 (State Page), Column 1, Lines 13 and 15.1–15.8

**Life/Health Insurers**

Life/Health Annual Statement Page 24 (State Page), Column 1, Lines 24, 24.1, 24.3, 24.4 and 25.6

**Health Insurers**

Health Annual Statement Page 38 (Schedule T), Lines 1-58, Columns 2–5

**Supplemented California Data**

California DMHC

Please note: Beginning in 2019, life and fraternal companies began using the same quarterly and annual reporting forms. Additional rows and columns were added to the Life financial statements to accommodate reporting of fraternal organizations, and the fraternal quarterly and annual reporting forms were retired.

**Market Share**

Market share = Company's or group's premiums divided by the total premiums times 100. Depending on the report, the total premiums are either countrywide or by state/territory.

Cumulative market share is the running total of the individual company or group market shares.

It should be noted that the Total All Lines and California sections of the report may include entities that report to the California DMHC. For 2022, California DMHC entities included in this report are as follows:

NAIC Group/ Company Code	Entity Name	2022 Direct Written Premium
601	Kaiser Foundation Health Plan, Inc.	68,339,477,924
0	California Physicians' Service	20,211,308,000
0	Blue Cross of California	16,621,689,000
0	Health Net of California, Inc.	9,089,289,748
0	Local Initiative Health Authority for Los Angeles County	8,821,232,945
0	Health Net Community Solutions, Inc.	7,560,342,640
0	UHC of California	6,991,593,000
0	Inland Empire Health Plan	6,372,173,210
0	Scan Health Plan	4,292,755,000
0	Orange County Health Authority	4,227,258,730
0	Optum Health Plan of California	3,727,848,195
0	Heritage Provider Network, Inc.	3,667,111,770
0	Partnership HealthPlan of California	3,285,782,331
0	Delta Dental of California	2,998,090,000
0	Blue Cross of California Partnership Plan, Inc.	2,957,071,000
707	UnitedHealthcare Benefits Plan of California	2,535,788,984
1531	Molina Healthcare of California	2,509,734,779
2798	Blue Shield of California Promise Health Plan	1,782,881,946
0	Santa Clara County Health Authority	1,704,493,783
0	Santa Cruz-Monterey-Merced Managed Med. Care Comm.	1,546,913,952
0	Fresno-Kings-Madera Regional Health Authority	1,516,454,340
0	PRIMECARE Medical Network, Inc.	1,408,123,480
0	CHG Foundation	1,367,374,414
0	Alignment Health Plan	1,308,386,184
1	Aetna Health of California Inc.	1,263,977,171
0	San Joaquin County Health Commission	1,254,549,268
0	WellCare of California, Inc.	1,190,440,527
0	Alameda Alliance For Health	1,184,575,820
0	Santa Barbara San Luis Obispo Regional Health Auth	1,179,783,621
0	Providence Health Assurance	1,151,363,404
0	Universal Care, Inc.	1,055,664,808
0	Kern Health Systems	1,052,371,000
0	San Mateo Health Commission	1,030,893,887
0	Monarch Health Plan	972,802,884
0	Contra Costa County Medical Services	961,827,548
0	Sharp Health Plan	914,887,293
0	Scripps Health Plan Services, Inc.	831,800,191
0	California Health and Wellness Plan	827,474,423
671	CareMore Health Plan	798,196,000
901	Cigna HealthCare of California, Inc.	762,909,996
0	Santa Clara County	737,188,800
0	San Francisco Health Authority	692,310,823
0	Western Health Advantage	673,503,989
0	Sutter Health Plan	650,477,029
1189	Vision Service Plan	606,715,894

NAIC Group/ Company Code	Entity Name	2022 Direct Written Premium
0	EPIC Health Plan	587,058,938
1	Aetna Better Health of California Inc.	526,036,176
0	Central Health Plan of California, Inc.	523,073,297
0	Humana Health Plan of Texas, Inc.	432,264,302
0	Human Affairs International of California	359,468,773
0	Providence Health Network	331,186,072
0	Prospect Health Plan, Inc.	324,453,524
0	Bay Area Accountable Care Network, Inc.	308,512,919
0	Brown & Toland Health Services, Inc.	271,978,482
0	Oscar Health Plan of California	256,100,043
0	Western Dental Services, Inc.	228,803,562
0	On Lok Senior Health Services	205,330,089
0	AltaMed Health Network, Inc.	191,299,995
0	L.A. Care Health Plan Joint Powers Authority	190,995,188
707	UnitedHealthcare Community Plan of California, Inc	170,030,032
0	Imperial Health Plan of California, Inc.	169,645,469
0	Dignity Health Provider Resources, Inc.	166,776,360
3502	American Specialty Health Plans of California, Inc.	154,041,199
0	Medcore HP	148,190,739
0	Humana Health Plan of California, Inc.	147,686,937
0	Choice Physicians Network, Inc.	147,263,023
0	Sequoia Health Plan, Inc.	143,867,757
0	Community Health Group	133,734,908
0	Chinese Community Health Plan	124,034,209
0	Hill Physicians Care Solutions, Inc.	114,747,000
0	Sistemas Medicos Nacionales, S.A.de C.V.	112,998,704
0	Meritage Health Plan	111,196,684
0	Clever Care of Golden State Inc.	100,655,760
4692	Liberty Dental Plan of California, Inc.	99,765,474
0	County of Ventura	83,839,197
0	Aspire Health Plan	80,222,655
0	PIH Health Care Solutions	74,046,857
0	Premier Health Plan Services, Inc.	73,407,903
0	U. S. Behavioral Health Plan, California	72,962,634
0	Essence Healthcare of Californian, Inc.	69,113,093
0	Community Care Health Plan, Inc.	60,888,256
0	AIDS Healthcare Foundation	57,947,089
0	Access Dental Plan	46,172,352
0	For Your Benefit, Inc.	43,058,031
0	MemorialCare Select Health Plan	42,711,503
901	Cigna Dental Health of California, Inc.	38,667,754
707	Dental Benefit Providers of California, Inc.	36,241,180
901	Evernorth Behavioral Health of California, Inc.	36,050,904
0	Adventist Health Plan, Inc.	35,905,323
0	EYEXAM of California, Inc.	35,130,972

NAIC Group/ Company Code	Entity Name	2022 Direct Written Premium
0	Healthy Valley Provider Network, Inc.	31,695,071
241	SafeGuard Health Plans, Inc.	28,863,000
0	Medi-Excel, SA de CV	26,464,623
0	AmericasHealth Plan, Inc.	25,427,887
0	Access Senior HealthCare, Inc.	25,266,625
0	Astiva Health, Inc.	24,591,227
1	Aetna Dental of California Inc.	22,574,694
0	Central Valley Health Plan, Inc.	17,040,880
0	Health and Human Resource Center, Inc.	15,038,003
0	Managed Dental Care	14,830,530
0	ACN Group of California, Inc.	14,240,010
0	Dental Health Services	13,326,613
0	FirstSight Vision Services, Inc.	11,960,763
812	United Concordia Dental Plans of CA, Inc.	10,126,723
0	Magellan Health Services of California-EmployerSvc	9,556,717
0	Managed Health Network	8,227,544
0	California Dental Network, Inc.	7,748,379
0	Holman Professional Counseling Centers	6,366,060
0	MedCare Partners, Inc.	4,771,290
0	Landmark Healthplan of California, Inc.	4,142,731
0	Vision Plan of America	3,628,441
0	Medical Eye Services, Inc.	3,599,726
0	Claremont Behavioral Services, Inc.	3,398,639
19	UDC Dental California, Inc.	2,522,445
0	CCA Health Plans of California, Inc.	2,147,455
0	Empathia Pacific, Inc.	2,023,407
0	Consumer Health, Inc.	1,977,049
0	Brandman Health Plan	1,650,000
0	Health Advocate West, Inc.	1,505,564
0	Golden West Health Plan, Inc.	1,068,000
0	Golden Bay Health Plan	792,021
0	Align Senior Care California, Inc.	326,066
0	LifeWorks (California) Ltd.	283,704
0	Children's Health Plan of California	181,345
0	Starmount Managed Dental of California, Inc.	143,271
0	EyeMax Vision Plan, Inc.	63,129
965	Carelon Behavioral Health of California, Inc.	4,302

**Total**

**212,652,024,983**

# **Index of Insurer Groups and Companies**

# ACCIDENT AND HEALTH INSURANCE INDUSTRY

## 2022 MARKET SHARE REPORT INDEX OF COMPANIES Companies Affiliated With a Group by Group Name

Group Code	Group Name	Individual Company Code	Company Name
5026	21ST CENTURY LIFE & HEALTH CO GRP	65080	JOHN ALDEN LIFE INS CO
4853	AAA LIFE GRP	71854	AAA LIFE INS CO
4824	ADVANTAGE CAPITAL GRP	61115	ATLANTIC COAST LIFE INS CO
		68802	SENTINEL SECURITY LIFE INS CO
468	AEGON US HOLDING GRP	70688	TRANSAMERICA FINANCIAL LIFE INS CO
		86231	TRANSAMERICA LIFE INS CO
370	AFLAC GRP	60380	AMERICAN FAMILY LIFE ASSUR CO OF COL
		60526	AMERICAN FAMILY LIFE ASSUR CO OF NY
		71730	CONTINENTAL AMER INS CO
		92908	TIER ONE INS CO
4833	AHF GRP	12973	AIDS HLTHCARE FOUND MCO OF FL INC
5	ALFA INS GRP	79049	ALFA LIFE INS CORP
4972	ALIGNMENT HEALTHCARE HOLDINGS GRP	16915	ALIGNMENT HLTH INS CO OF AZ INC
		16916	ALIGNMENT HLTH PLAN OF AZ INC
		16767	ALIGNMENT HLTH PLAN OF NC INC
		16936	ALIGNMENT HLTH PLAN OF NV INC
		16149	ALIGNMENT HLTH PLAN OF VA INC
4963	ALLCARE HLTH GRP	16676	ALLCARE CCO INC
		12253	ALLCARE HLTH PLAN INC
761	ALLIANZ INS GRP	90611	ALLIANZ LIFE INS CO OF N AMER
		64190	ALLIANZ LIFE INS CO OF NY
8	ALLSTATE INS GRP	60534	AMERICAN HERITAGE LIFE INS CO
		82538	NATIONAL HLTH INS CO
574	AMERCO CORP GRP	61859	CHRISTIAN FIDELITY LIFE INS CO
		68349	NORTH AMER INS CO
		76112	OXFORD LIFE INS CO
330	AMERICAN FIDELITY CORP GRP	60410	AMERICAN FIDELITY ASSUR CO
		60801	AMERICAN PUBLIC LIFE INS CO
4916	AMERICAN HLTH CO INC GRP	15757	AMEICAN HLTH PLAN OF MO INC
		16196	AMERICAN HLTH PLAN INC
		16602	AMERICAN HLTH PLAN OF MS INC
		16761	AMERICAN HLTH PLAN OF TX INC
		16741	AMERICAN HLTH PLAN OF UT INC
		16565	GEORGIA ASSUR INC
		16159	KANSAS SUPERIOR SELECT INC
		12284	OKLAHOMA SUPERIOR SELECT INC
12	AMERICAN INTL GRP	60488	AMERICAN GEN LIFE INS CO
		70106	UNITED STATES LIFE INS CO IN THE CIT
4	AMERIPRISE FIN GRP	65005	RIVERSOURCE LIFE INS CO
		80594	RIVERSOURCE LIFE INS CO OF NY
943	AMERITAS MUT HOLDING GRP	61301	AMERITAS LIFE INS CORP
		60033	AMERITAS LIFE INS CORP OF NY
4719	AMFIRST HOLDINGS GRP	60250	AMFIRST INS CO
4734	APOLLO GLOBAL MGMT GRP	68039	ATHENE ANN & LIFE ASSUR CO OF NY

# ACCIDENT AND HEALTH INSURANCE INDUSTRY

## 2022 MARKET SHARE REPORT INDEX OF COMPANIES Companies Affiliated With a Group by Group Name

Group Code	Group Name	Individual Company Code	Company Name
4734	APOLLO GLOBAL MGMT GRP	61689	ATHENE ANN & LIFE CO
		61492	ATHENE ANNUITY & LIFE ASSUR CO
		63932	ATHENE LIFE INS CO OF NY
		52615	UPPER PENINSULA HLTH PLAN LLC
		80942	VENERABLE INS & ANN CO
5016	AQUARIAN INS HOLDINGS GRP	64904	INVESTORS HERITAGE LIFE INS CO
876	ARKANSAS BCBS GRP	95442	HMO PARTNERS INC
		97985	LIFEMAP ASSUR CO
		16751	USABLE HMO INC
		94358	USABLE LIFE
		83470	USABLE MUT INS CO
4859	ASCENSION HLTH GRP	16750	USABLE PPO INS CO
		95240	SETON HLTH PLAN INC
		97772	US HLTH & LIFE INS CO INC
19	ASSURANT INC GRP	60275	AMERICAN BANKERS LIFE ASSUR CO OF FL
		73156	CARIBBEAN AMER LIFE ASSUR CO
		52031	UDC DENTAL CA INC DBA UNITED DENTAL
		81477	UNION SECURITY LIFE INS CO OF NY
4862	ASSURITY GRP	71439	ASSURITY LIFE INS CO
587	ATLANTIC AMER GRP	15940	ASSURITY LIFE INS CO OF NY
		71919	BANKERS FIDELITY ASSUR CO
4805	AULTMAN HLTH FOUNDATION GRP	61239	BANKERS FIDELITY LIFE INS CO
		15461	AULTCARE HLTH INSURING CORP
280	AUTO OWNERS GRP	77216	AULTCARE INS CO
		61190	AUTO OWNERS LIFE INS CO
55	AUTOMOBILE CLUB MI GRP	84522	AUTO CLUB LIFE INS CO
5012	BANNER HLTH GRP	16663	BANNER HLTH INS GRP INC
		16664	BANNER HLTH PLAN INC
872	BANNER LIFE GRP	94250	BANNER LIFE INS CO
		66230	WILLIAM PENN LIFE INS CO OF NY
4756	BAYSTATE HLTH GRP	95673	HEALTH NEW ENGLAND INC
		14198	HNE INS CO
		68446	OCEANVIEW LIFE & ANNUITY CO
4988	BAYVIEW ASSET MANAGEMENT GRP	55433	BCBS OF AL
570	BCBS OF AL GRP	81531	UTIC INS CO
		47171	BCBS OF KC
537	BCBS OF KC GRP	10753	BLUE ADVANTAGE PLUS OF KC INC
		95315	GOOD HLTH HMO INC
		76040	MISSOURI VALLEY LIFE & HLTH INS CO
430	BCBS OF KS GRP	12143	ADVANCE INS CO OF KS
		15481	BC BS KS SOLUTIONS INC
		70729	BCBS OF KS INC
3637	BCBS OF MA GRP	53228	BCBS OF MA
		12219	BCBS OF MA HMO BLUE INC

# ACCIDENT AND HEALTH INSURANCE INDUSTRY

## 2022 MARKET SHARE REPORT INDEX OF COMPANIES Companies Affiliated With a Group by Group Name

Group Code	Group Name	Individual Company Code	Company Name
572	BCBS OF MI GRP	54291	BCBS OF MI MUT INS CO
		95610	BLUE CARE NETWORK OF MI
		11557	BLUE CROSS COMPLETE OF MI LLC
		77720	LIFESECURE INS CO
		16739	NEXTBBLUE OF ND INS CO
		16793	VERMONT BLUE ADVANTAGE INC
		17001	WELLMARK ADVANTAGE HLTH PLAN INC
461	BCBS OF MN GRP	55026	BCBSM INC
		95649	HMO DBA BLUE PLUS
		61522	MII LIFE INS INC
758	BCBS OF NC GRP	54631	BCBS OF NC INC
4858	BCBS OF NE GRP	15999	BCBS OF NC SENIOR HLTH
		77780	BCBS OF NE
1202	BCBS OF NJ GRP	15901	SAPPHIRE EDGE INC
		16714	HEALTHIER NJ INS CO
661	BCBS OF SC GRP	11146	HORIZON HLTHCARE DENTAL INC
		95529	HORIZON HLTHCARE OF NJ INC
		55069	HORIZON HLTHCARE SERV INC
		14690	HORIZON INS CO
		38520	BCBS OF SC INC
3498	BCBS OF TN GRP	95741	BLUECHOICE HLTHPLAN OF SC INC
		77828	COMPANION LIFE INS CO
		92444	COMPANION LIFE INS CO OF CA
		12285	NIAGARA LIFE & HLTH INS CO
		52120	TOTAL DENTAL ADMINISTRATORS HLTH PLA
		11560	TOTAL DENTAL ADMINISTRATORS OF UT
		54518	BCBS OF TN INC
4745	BCBS OF VT GRP	65463	GOLDEN SECURITY INS CO
		15005	SECURITYCARE OF TN INC
		16708	SHARED HLTH MISSISSIPPI INC
		14046	VOLUNTEER STATE HLTH PLAN INC
23	BCS INS GRP	53295	BCBS OF VT
4917	BENECARE DENTAL PLANS GRP	95696	THE VT HLTH PLAN LLC
		80985	4 EVER LIFE INS CO
615	BENEFICIAL LIFE GRP	11217	ATLANTIC SOUTHERN DENTAL FOUND
31	BERKSHIRE HATHAWAY GRP	16338	CONNECTICUT DENTAL PRACTICE ORGANIZA
		81019	DESERET MUT INS CO
1290	BLUE CROSS OF ID GRP	82880	CSI LIFE INS CO
		97764	IDEALIFE INS CO
		76007	OLD UNITED LIFE INS CO
2798	BLUE SHIELD OF CA GRP	15022	BLUE CROSS OF ID CARE PLUS INC
		60095	BLUE CROSS OF ID HLTH SERV INC
		47732	BLUE SHIELD OF CA
		61557	BLUE SHIELD OF CA LIFE & HLTH INS CO



# ACCIDENT AND HEALTH INSURANCE INDUSTRY

## 2022 MARKET SHARE REPORT

### INDEX OF COMPANIES

#### Companies Affiliated With a Group by Group Name

Group Code	Group Name	Individual Company Code	Company Name		
581	BOSTON MUT GRP	61476	BOSTON MUT LIFE INS CO		
		78140	LIFE INS CO OF BOSTON & NY		
4968	BRICKELL GRP	65951	MERIT LIFE INS CO		
4887	BRIGHT HLTH GRP	17041	BRIGHT HEALTHCARE INS CO OF TX		
		16122	BRIGHT HLTH CO OF AZ		
		16546	BRIGHT HLTH CO OF GA		
		16595	BRIGHT HLTH CO OF NC		
		16544	BRIGHT HLTH CO OF SC		
		15963	BRIGHT HLTH INS CO		
		16501	BRIGHT HLTH INS CO OF FL		
		16545	BRIGHT HLTH INS CO OF IL		
		16388	BRIGHT HLTH INS CO OF NY		
		16353	BRIGHT HLTH INS CO OF OH INC		
		16341	BRIGHT HLTH INS CO OF TN		
		16281	TRUE HLTH NM INC		
		4932	BRIGHTHOUSE HOLDINGS GRP	87726	BRIGHTHOUSE LIFE INS CO
91626	NEW ENGLAND LIFE INS CO				
408	BROOKFIELD ASSET MGMT REINS PARTNERS LTD GR	63126	AMERICAN NAT LIFE INS CO OF NY		
		60739	AMERICAN NATL INS CO		
		71773	AMERICAN NATL LIFE INS CO OF TX		
		63657	GARDEN STATE LIFE INS CO		
		86355	STANDARD LIFE & ACCIDENT INS CO		
4903	CALTON HOLDINGS GRP	71390	PURITAN LIFE INS CO OF AMER		
1207	CAMBIA HEALTH SOLUTIONS INC	47350	ASURIS NW HLTH		
		95303	BRIDGESPAN HLTH CO		
		78879	COMMENCEMENT BAY RISK MGMT INS CO		
		54933	REGENCE BCBS OF OR		
		54550	REGENCE BCBS OF UT		
		53902	REGENCE BLUESHIELD		
		60131	REGENCE BLUESHIELD OF ID INC		
		12358	AVALON INS CO		
		14411	CAPITAL ADVANTAGE ASSUR CO		
		41203	CAPITAL ADVANTAGE INS CO		
1230	CAPITAL BLUE CROSS GRP	54720	CAPITAL BLUE CROSS		
		95657	DOMINION DENTAL SERV INC		
		95199	KEYSTONE HLTH PLAN CENTRAL INC		
		15793	VIBRA HLTH PLAN INC		
		380	CAREFIRST INC GRP	15528	CAREFIRST ADVANTAGE DSNP INC
		16724		CAREFIRST ADVANTAGE INC	
		16971		CAREFIRST ADVANTAGE PPO INC	
		96202		CAREFIRST BLUECHOICE INC	
		47058		CAREFIRST OF MD INC	
		60113		FIRST CARE INC	
53007	GROUP HOSPITALIZATION & MED SRVCS				

# ACCIDENT AND HEALTH INSURANCE INDUSTRY

## 2022 MARKET SHARE REPORT INDEX OF COMPANIES Companies Affiliated With a Group by Group Name

Group Code	Group Name	Individual Company Code	Company Name
380	CAREFIRST INC GRP	13130	THE DENTAL NETWORK INC
4984	CAREOREGON INC GRP	16668	COLUMBIA PACIFIC CCO LLC
		12277	HEALTH PLAN OF CAREOREGON INC
		16666	JACKSON CNTY CCO LLC
4512	CAREQUEST GRP	52060	DENTAL SERV OF MA INC
		15497	DSM MA INS CO INC
3683	CARESOURCE GRP	95201	CARESOURCE
		15710	CARESOURCE GA CO
		10142	CARESOURCE IN INC
		15479	CARESOURCE KY CO
		17096	CARESOURCE PASSE LLC
		15728	CARESOURCE W VA CO
		12962	FIRSTCAROLINACARE INS CO INC
1192	CARLE HOLDING CO GRP	15478	HEALTH ALLIANCE CONNECT INC
		77950	HEALTH ALLIANCE MEDICAL PLANS
		95513	HEALTH ALLIANCE MIDWEST INC
		15082	HEALTH ALLIANCE NW HLTH PLAN
4961	CASCADE COMPREHENSIVE CARE GRP	10123	ATRIO HLTH PLANS INC
4708	CDPHP INC GRP	16654	CASCADE HLTH ALLIANCE LLC
		95491	CAPITAL DISTRICT PHYSICIANS HLTHPLN
1295	CENTENE CORP GRP	47027	CDPHP UNIVERSAL BENEFITS INC
		12959	ABSOLUTE TOTAL CARE INC
		15762	AMBETTER OF MAGNOLIA INC
		16395	AMBETTER OF NC INC
		15729	AMBETTER OF PEACH STATE INC
		80624	AMERICAN PROGRESSIVE L&H INS OF NY
		16130	ARKANSAS HLTH & WELLNESS HLTH PLAN I
		16256	ARKANSAS TOTAL CARE INC
		71013	BANKERS RESERVE LIFE INS CO OF WI
		16310	BRIDGEWAY HLTH SOLUTIONS OF AZ INC
		11834	BUCKEYE COMM HLTH PLAN INC
		16112	BUCKEYE HLTH PLAN COMM SOLUTIONS INC
		16526	CAROLINA COMPLETE HLTH INC
		80799	CELTIC INS CO
		16771	CENTENE VENTURE CO AL HLTH PLAN INC
		16499	CENTENE VENTURE CO FL
		16505	CENTENE VENTURE CO IL
16773	CENTENE VENTURE CO IN		
16528	CENTENE VENTURE CO KS		
16613	CENTENE VENTURE CO MI		
16770	CENTENE VENTURE CO TN		
16990	CENTENE VENTURE INS CO OF TX		
95831	COORDINATED CARE CORP		
15352	COORDINATED CARE OF WA INC		

# ACCIDENT AND HEALTH INSURANCE INDUSTRY

## 2022 MARKET SHARE REPORT

### INDEX OF COMPANIES

#### Companies Affiliated With a Group by Group Name

Group Code	Group Name	Individual Company Code	Company Name
1295	CENTENE CORP GRP	14226	GRANITE STATE HLTH PLAN INC
		11229	HARMONY HLTH PLAN INC
		15895	HEALTH NET COMM SOLUTIONS OF AZ
		95800	HEALTH NET HLTH PLAN OF OR INC
		66141	HEALTH NET LIFE INS CO
		95206	HEALTH NET OF AZ INC
		14218	HOME STATE HLTH PLAN INC
		15713	IOWA TOTAL CARE INC
		13970	LOUISIANA HEALTHCARE CONNECTIONS INC
		47019	MAGELLAN BEHAVIORAL HLTH OF PA INC
		15550	MAGELLAN COMPLETE CARE OF LA INC
		97292	MAGELLAN LIFE INS CO
		13923	MAGNOLIA HLTH PLAN INC
		96822	MANAGED HLTH SERV INS CORP
		13189	MERIDIAN HLTH PLAN OF IL INC
		52563	MERIDIAN HLTH PLAN OF MI INC
		15902	NEBRASKA TOTAL CARE INC
		12315	PEACH STATE HLTH PLAN INC
		16041	PENNSYLVANIA HLTH & WELLNESS INC
		95448	QCA HLTH PLAN INC
		70998	QUALCHOICE LIFE & HLTH INS CO INC
		10096	SELECTCARE OF TX INC
		16143	SILVERSUMMIT HEALTHPLAN INC
		14345	SUNFLOWER STATE HLTH PLAN INC
		15927	SUNSHINE HLTH COMM SOLUTIONS INC
		13148	SUNSHINE STATE HLTH PLAN INC
		95647	SUPERIOR HLTHPLAN INC
		12559	TRILLIUM COMM HLTH PLAN INC
		16343	WELLCARE HLTH INS CO OF AMER
		16788	WELLCARE HLTH INS CO OF LA INC
		16516	WELLCARE HLTH INS CO OF NH INC
		16789	WELLCARE HLTH INS CO OF NJ INC
		16752	WELLCARE HLTH INS CO OF OK INC
		16570	WELLCARE HLTH INS CO OF WA INC
		83445	WELLCARE HLTH INS OF AZ INC
		16513	WELLCARE HLTH INS OF CT INC
		17002	WELLCARE HLTH INS OF HI INC
		64467	WELLCARE HLTH INS OF KY INC
		16548	WELLCARE HLTH INS OF NC INC
		10884	WELLCARE HLTH INS OF NY INC
		16692	WELLCARE HLTH INS OF THE SW INC
		16532	WELLCARE HLTH INS OF TN INC
15510	WELLCARE HLTH PLANS OF KY INC		
16970	WELLCARE HLTH PLANS OF MA INC		

# ACCIDENT AND HEALTH INSURANCE INDUSTRY

## 2022 MARKET SHARE REPORT

### INDEX OF COMPANIES

#### Companies Affiliated With a Group by Group Name

Group Code	Group Name	Individual Company Code	Company Name
1295	CENTENE CORP GRP	16753	WELLCARE HLTH PLANS OF MO INC
		13020	WELLCARE HLTH PLANS OF NJ INC
		16766	WELLCARE HLTH PLANS OF RI INC
		16514	WELLCARE HTLH PLANS OF VT INC
		16342	WELLCARE NATL HLTH INS CO
		16239	WELLCARE OF AL INC
		95310	WELLCARE OF CT INC
		10760	WELLCARE OF GA INC
		16765	WELLCARE OF IL INC
		16344	WELLCARE OF ME INC
		16512	WELLCARE OF MO HLTH INS CO INC
		16329	WELLCARE OF MS INC
		16547	WELLCARE OF NC INC
		16515	WELLCARE OF NH INC
		16117	WELLCARE OF OK INC
		11775	WELLCARE OF SC INC
		12964	WELLCARE OF TX INC
		16571	WELLCARE OF WA INC
		10155	WELLCARE PRESCRIPTION INS INC
		16351	WESTERN SKY COMMUNITY CARE INC
690	CENTRAL STATES GRP	61751	CENTRAL STATES H & L CO OF OMAHA
2838	CHE TRINITY INC GRP	13123	MOUNT CARMEL HLTH INS CO
		95655	MOUNT CARMEL HLTH PLAN INC
		16456	MOUNT CARMEL HLTH PLAN OF ID INC
		16723	MOUNT CARMEL HLTH PLAN OF NY INC
4958	CHRISTUS HLTH GRP	14154	CHRISTUS HLTH PLAN
		16635	CHRISTUS HLTH PLAN LA
626	CHUBB LTD GRP	62146	COMBINED INS CO OF AMER
		78697	COMBINED LIFE INS CO OF NY
901	CIGNA HLTH GRP	12814	ALLEGIANCE LIFE & HLTH INS CO INC
		88366	AMERICAN RETIREMENT LIFE INS CO
		10095	BRAVO HLTH MID ATLANTIC INC
		11524	BRAVO HLTH PA INC
		10144	CARECORE NJ LLC
		11175	CIGNA DENTAL HLTH OF CO INC
		95380	CIGNA DENTAL HLTH OF DE INC
		52021	CIGNA DENTAL HLTH OF FL INC
		52024	CIGNA DENTAL HLTH OF KS INC
		52108	CIGNA DENTAL HLTH OF KY INC
		48119	CIGNA DENTAL HLTH OF MD INC
		11160	CIGNA DENTAL HLTH OF MO INC
95179	CIGNA DENTAL HLTH OF NC INC		
11167	CIGNA DENTAL HLTH OF NJ INC		
47805	CIGNA DENTAL HLTH OF OH INC		

# ACCIDENT AND HEALTH INSURANCE INDUSTRY

## 2022 MARKET SHARE REPORT

### INDEX OF COMPANIES

#### Companies Affiliated With a Group by Group Name

Group Code	Group Name	Individual Company Code	Company Name
901	CIGNA HLTH GRP	47041	CIGNA DENTAL HLTH OF PA INC
		95037	CIGNA DENTAL HLTH OF TX INC
		52617	CIGNA DENTAL HLTH OF VA INC
		47013	CIGNA DENTAL HLTH PLAN OF AZ INC
		95525	CIGNA HLTCARE OF IN INC
		67369	CIGNA HLTH & LIFE INS CO
		95125	CIGNA HLTHCARE OF AZ INC
		95604	CIGNA HLTHCARE OF CO INC
		95660	CIGNA HLTHCARE OF CT INC
		95136	CIGNA HLTHCARE OF FL INC
		96229	CIGNA HLTHCARE OF GA INC
		95602	CIGNA HLTHCARE OF IL INC
		95132	CIGNA HLTHCARE OF NC INC
		95500	CIGNA HLTHCARE OF NJ INC
		95708	CIGNA HLTHCARE OF SC INC
		95635	CIGNA HLTHCARE OF ST LOUIS INC
		95606	CIGNA HLTHCARE OF TN INC
		95383	CIGNA HLTHCARE OF TX INC
		61727	CIGNA NATL HLTH INS CO
		62308	CONNECTICUT GEN LIFE INS CO
		12902	HEALTHSPRING LIFE & HLTH INS CO INC
		11532	HEALTHSPRING OF FL INC
		65722	LOYAL AMER LIFE INS CO
34720	MEDCO CONTAINMENT INS CO OF NY		
63762	MEDCO CONTAINMENT LIFE INS CO		
67903	PROVIDENT AMER LIFE & HLTH INS CO		
77399	STERLING LIFE INS CO		
244	CINCINNATI FIN GRP	76236	THE CINCINNATI LIFE INS CO
612	CITIZENS GRP	71463	CICA LIFE INS CO OF AMER
		82082	CITIZENS NATL LIFE INS CO
		75208	MAGNOLIA GUARANTY LIFE INS CO
		60076	SECURITY PLAN LIFE INS CO
4918	CLOVER HLTH GRP	16347	CLOVER HMO OF NJ INC
		86371	CLOVER INS CO
233	CNO FINANCIAL GRP	68560	BANKERS CONSECO LIFE INS CO
		61263	BANKERS LIFE & CAS CO
		62065	COLONIAL PENN LIFE INS CO
		61506	RESOURCE LIFE INS CO
		70319	WASHINGTON NATL INS CO
421	COLLATERAL HOLDINGS GRP	17138	CANOPY INS CORP
4781	COLORADO ACCESS GRP	95733	COLORADO ACCESS
535	COLUMBIAN LIFE GRP	76023	COLUMBIAN LIFE INS CO
		62103	COLUMBIAN MUT LIFE INS CO
4999	COMMONWEALTH CARE ALIANCE GRP	16542	CCA HLTH MI INC

# ACCIDENT AND HEALTH INSURANCE INDUSTRY

## 2022 MARKET SHARE REPORT INDEX OF COMPANIES Companies Affiliated With a Group by Group Name

Group Code	Group Name	Individual Company Code	Company Name
4999	COMMONWEALTH CARE ALIANCE GRP	16986	COMMONWEALTH CARE ALLIANCE MA LLC
		16984	COMMONWEALTH CARE ALLIANCE RI LLC
2738	COMMUNITY FIRST GRP	95248	COMMUNITY FIRST HLTH PLANS INC
		11143	COMMUNITY FIRST INS PLANS
4974	COMMUNITY HLTH NETWORK GRP	16781	COMMUNITY HLTH NETWORK OF WA
		47049	COMMUNITY HLTH PLAN OF WA
3487	COMMUNITYCARE GRP	11691	COMMUNITYCARE HMO INC
		89008	COMMUNITYCARE LIFE & HLTH INS CO
4933	COMPREHENSIVE MOBILE GRP	15238	COMPREHENSIVE MOBILE INS CO INC
704	CONSTELLATION INS HOLDINGS GRP	89206	OHIO NATL LIFE ASSUR CORP
		67172	OHIO NATL LIFE INS CO
3383	COREWELL HLTH GRP	95561	PRIORITY HLTH
		11520	PRIORITY HLTH CHOICE INC
		12208	PRIORITY HLTH INS CO
		95644	TOTAL HLTH CARE INC
		12326	TOTAL HLTH CARE USA INC
4729	CORVESTA GRP	55611	DELTA DENTAL OF VA
		16606	STRYDEN INC
50	COUNTRY INS & FIN SERV GRP	62553	COUNTRY LIFE INS CO
1203	COX INS GRP	60040	COX HLTH SYSTEMS INS CO
1339	CROY HALL MGMT GRP	82392	REGAL LIFE OF AMER INS CO
		82430	SOUTHWEST SERV LIFE INS CO
4847	CRYSTAL RUN HLTH GRP	15677	CRYSTAL RUN HLTH INS CO INC
		15797	CRYSTAL RUN HLTH PLAN LLC
1	CVS GRP	63444	ACCENDO INS CO
		14229	AETNA BETTER HLTH INC
		15611	AETNA BETTER HLTH INC
		13735	AETNA BETTER HLTH INC
		15616	AETNA BETTER HLTH INC
		12328	AETNA BETTER HLTH INC A GA CORP
		95114	AETNA BETTER HLTH OF FL INC
		14053	AETNA BETTER HLTH OF IL INC
		16072	AETNA BETTER HLTH OF KS INC
		15761	AETNA BETTER HLTH OF KY INS CO
		12193	AETNA BETTER HLTH OF MI INC
		15919	AETNA BETTER HLTH OF OK INC
		95040	AETNA BETTER HLTH OF TX INC
		16242	AETNA BETTER HLTH OF WA INC
		14043	AETNA BETTER HLTH PREMIER PLAN MMAI
		95910	AETNA DENTAL INC
		11183	AETNA DENTAL INC NJ CORP
		95173	AETNA HEALTH INC LA
		78700	AETNA HLTH & LIFE INS CO
		15827	AETNA HLTH ASSUR PA INC

# ACCIDENT AND HEALTH INSURANCE INDUSTRY

## 2022 MARKET SHARE REPORT

### INDEX OF COMPANIES

#### Companies Affiliated With a Group by Group Name

Group Code	Group Name	Individual Company Code	Company Name		
1	CVS GRP	95935	AETNA HLTH INC CT CORP		
		95088	AETNA HLTH INC FL CORP		
		95094	AETNA HLTH INC GA CORP		
		95517	AETNA HLTH INC ME CORP		
		95287	AETNA HLTH INC NJ CORP		
		95234	AETNA HLTH INC NY CORP		
		95109	AETNA HLTH INC PA CORP		
		95490	AETNA HLTH INC TX CORP		
		72052	AETNA HLTH INS CO		
		84450	AETNA HLTH INS CO OF NY		
		95241	AETNA HLTH OF IA INC		
		95756	AETNA HLTH OF MI INC		
		15805	AETNA HLTH OF OH INC		
		95407	AETNA HLTH OF UTAH INC		
		60054	AETNA LIFE INS CO		
		16194	ALLINA HLTH & AETNA INS CO		
		12321	AMERICAN CONTINENTAL INS CO		
		16058	BANNER HLTH & AETNA HLTH INS CO		
		16059	BANNER HLTH & AETNA HLTH PLAN INC		
		68500	CONTINENTAL LIFE INS CO BRENTWOOD		
		81973	COVENTRY HLTH & LIFE INS CO		
		74160	COVENTRY HLTH CARE OF IL INC		
		95489	COVENTRY HLTH CARE OF KS INC		
		96377	COVENTRY HLTH CARE OF MO INC		
		95925	COVENTRY HLTH CARE OF NE INC		
		96555	COVENTRY HLTH CARE OF VA INC		
		95408	COVENTRY HLTH CARE OF W VA INC		
		95266	COVENTRY HLTH PLAN OF FL INC		
		90328	FIRST HLTH LIFE & HLTH INS CO		
		95846	GROUP DENTAL SERV OF MD INC		
		11102	HEALTHASSURANCE PA INC		
		15097	INNOVATION HLTH INS CO		
		15098	INNOVATION HLTH PLAN INC		
		12575	SILVERSCRIPT INS CO		
		16121	TEXAS HLTH + AETNA HLTH INS CO		
		16132	TEXAS HLTH + AETNA HLTH PLAN INC		
		458	DAI-ICHI LIFE HOLDINGS INC GRP	66370	MONY LIFE INS CO
				88536	PROTECTIVE LIFE & ANNUITY INS CO
				68136	PROTECTIVE LIFE INS CO
		70335	WEST COAST LIFE INS CO		
		5045	DAYFORWARD INC GRP	81426	COMMERCIAL TRAVELERS LIFE INS CO
		4638	DELTA DENTAL OF KS GRP	54615	DELTA DENTAL PLAN OF KS INC
				13175	SURENCY LIFE & HLTH INS CO
1571	DELTA DENTAL OF RI GRP	52632	ALTUS DENTAL INS CO INC		

# ACCIDENT AND HEALTH INSURANCE INDUSTRY

## 2022 MARKET SHARE REPORT

### INDEX OF COMPANIES

#### Companies Affiliated With a Group by Group Name

Group Code	Group Name	Individual Company Code	Company Name
1571	DELTA DENTAL OF RI GRP	55301	DELTA DENTAL OF RI
3849	DELTA DENTAL OF WI GRP	54046	DELTA DENTAL OF WI INC
		12352	WYSSTA INS CO INC
3658	DELTA DENTAL PLAN OF AZ GRP	53597	ARIZONA DENTAL INS SERV INC
115	DELTA DENTAL PLAN OF IL GRP	47589	DELTA DENTAL OF IL
		15297	PROTEC INS CO
		92525	TRUASSURE INS CO
3680	DELTA DENTAL PLAN OF MO GRP	12278	ADVANTICA INS CO
		55697	DELTA DENTAL OF MO
2918	DELTA DENTAL PLAN OF NJ GRP	15987	DELTA DENTAL OF CT INC
		55085	DELTA DENTAL OF NJ INC
		11179	FLAGSHIP HLTH SYSTEMS INC
598	DELTA GRP	62650	DELTA LIFE INS CO
2479	DENTEGRA GRP	95366	ALPHA DENTAL OF AZ INC
		47092	ALPHA DENTAL OF NM INC
		95778	ALPHA DENTAL OF NV INC
		11174	ALPHA DENTAL OF UT INC
		95163	ALPHA DENTAL PROGRAMS INC
		81396	DELTA DENTAL INS CO
		11132	DELTA DENTAL OF DE INC
		55263	DELTA DENTAL OF NY
		54798	DELTA DENTAL OF PA
		12329	DELTA DENTAL OF W VA
		47085	DELTA DENTAL PLAN OF PR INC
		73474	DENTEGRA INS CO
		12210	DENTEGRA INS CO OF NEW ENGLAND
4924	DEVOTED HLTH GRP	16385	DEVOTED HLTH INS CO
		16614	DEVOTED HLTH PLAN OF AZ INC
		16358	DEVOTED HLTH PLAN OF FL INC
		17010	DEVOTED HLTH PLAN OF IL INC
		16758	DEVOTED HLTH PLAN OF OH INC
		16487	DEVOTED HLTH PLAN OF TX INC
4784	DG ELMORE GRP	94790	FIDELITY STANDARD LIFE INS CO
126	EDUCATORS MUT GRP	12515	EDUCATORS HLTH PLANS LIFE ACCIDENT &
		81701	EDUCATORS MUT INS ASSOC
671	ELEVANCE HLTH INC GRP	12354	AMERIGROUP COMM CARE OF NM INC
		14078	AMERIGROUP INS CO
		15807	AMERIGROUP IOWA INC
		95373	AMERIGROUP NJ INC
		10767	AMERIGROUP OH INC
		12941	AMERIGROUP TN INC
		95314	AMERIGROUP TX INC
		14073	AMERIGROUP WASHINGTON INC
		12229	AMGP GA MANAGED CARE CO INC



# ACCIDENT AND HEALTH INSURANCE INDUSTRY

## 2022 MARKET SHARE REPORT

### INDEX OF COMPANIES

#### Companies Affiliated With a Group by Group Name

Group Code	Group Name	Individual Company Code	Company Name
671	ELEVANCE HLTH INC GRP	16553	AMH HLTH LLC
		16774	AMH HLTH PLANS OF ME INC
		62825	ANTHEM BLUE CROSS LIFE & HLTH INS CO
		60217	ANTHEM HLTH PLANS INC
		95120	ANTHEM HLTH PLANS OF KY INC
		52618	ANTHEM HLTH PLANS OF ME INC
		53759	ANTHEM HLTH PLANS OF NH
		71835	ANTHEM HLTH PLANS OF VA INC
		28207	ANTHEM INS CO INC
		15543	ANTHEM KY MANAGED CARE PLAN INC
		13573	ANTHEM LIFE & DISABILITY INS CO
		61069	ANTHEM LIFE INS CO
		16298	APC PASSE LLC
		96962	BCBS HLTHCARE PLAN OF GA INC
		54003	BCBS OF WI
		47025	CARELON HLTH OF PA INC
		16345	CCHA LLC
		14064	COMMUNITY CARE HLTH PLAN OF LA INC
		12586	COMMUNITY CARE HLTH PLAN OF NV INC
		10345	COMMUNITY INS CO
		95693	COMPCARE HLTH SERV INS CORP
		55093	EMPIRE HEALTHCHOICE ASSUR INC
		95433	EMPIRE HEALTHCHOICE HMO INC
		10119	FREEDOM HLTH INC
		97217	GREATER GA LIFE INS CO
		12812	GROUP RETIREE HLTH SOLUTIONS INC
		10122	HEALTH SUN HLTH PLANS
		95169	HEALTHKEEPERS INC
		78972	HEALTHY ALLIANCE LIFE INS CO
		95473	HMO CO INC
		95358	HMO MO INC
		95527	MATTHEW THORTON HLTH PLAN INC
		12913	MISSOURI CARE INC
		11157	MMM HLTHCARE INC
		12534	MMM MULTI HLTH INC
		12259	OPTIMUM HLTHCARE INC
11011	ROCKY MOUNTAIN HOSPITAL & MEDICAL		
13726	SIMPLY HLTHCARE PLANS INC		
11810	UNICARE HLTH PLAN OF WV INC		
80314	UNICARE LIFE & HLTH INS CO		
15951	WELLCARE OF NE INC		
95832	WELLPOINT MD INC		
15929	WISCONSIN COLLABORATIVE INS CO		
1127	EMBLEM HLTH GRP	14913	CONNECTICARE BENEFITS INC

# ACCIDENT AND HEALTH INSURANCE INDUSTRY

## 2022 MARKET SHARE REPORT

### INDEX OF COMPANIES

#### Companies Affiliated With a Group by Group Name

Group Code	Group Name	Individual Company Code	Company Name
1127	EMBLEM HLTH GRP	95675	CONNECTICARE INC
		11209	CONNECTICARE INS CO INC
		95299	CONNECTICARE OF MA INC
		60094	EMBLEMHEALTH INS CO
		55239	EMBLEMHEALTH PLAN INC
		55247	HEALTH INS PLAN OF GREATER NY
5027	ENSEMBLE INNOVATION VENTURES GRP	55875	DELTA DENTAL OF CO
4922	ENTERPRISE INVESTMENTS GRP	67326	OLD SURETY LIFE INS CO
4965	EQUITABLE HOLDINGS INC GRP	62944	EQUITABLE FINANCIAL LIFE INS CO
		78077	EQUITABLE FINANCIAL LIFE INS CO OF A
213	ERIE INS GRP	70769	ERIE FAMILY LIFE INS CO
4597	ESSENCE GRP HOLDINGS CORP GRP	11699	ESSENCE HLTHCARE INC
4616	EVERENCE GRP	57991	EVERENCE ASSN INC
5014	EVERLAKE HOLDINGS GRP	60186	EVERLAKE LIFE INS CO
4822	F&R HOLDINGS GRP	12844	NATIONAL DENTAL CARE INC
		13208	PRE PAID DENTAL SERV INC
		13211	SENIORDENT DENTAL PLAN INC
		95541	FALLON COMM HLTH PLAN INC
		66828	FALLON HLTH & LIFE ASSUR CO
7	FEDERATED MUT GRP	63258	FEDERATED LIFE INS CO
451	FIDELITY SECURITY GRP	71870	FIDELITY SECURITY LIFE INS CO
		67288	FIDELITY SECURITY LIFE INS CO OF NY
449	FINANCIAL HOLDINGS GRP	61999	AMERICO FIN LIFE & ANN INS CO
		90212	GREAT SOUTHERN LIFE INS CO
		63487	INVESTORS LIFE INS CO N AMER
		87645	UNITED FIDELITY LIFE INS CO
		85286	FRESENIUS HLTH PLANS INS CO
4846	FRESENIUS MEDICAL CARE HOLDINGS GRP	16803	FRIDAY HLTH INS CO INC
4976	FRIDAY HLTH PLANS GRP	95774	FRIDAY HLTH PLANS OF CO INC
		17100	FRIDAY HLTH PLANS OF GA INC
		17134	FRIDAY HLTH PLANS OF NC INC
		16801	FRIDAY HLTH PLANS OF NV INC
		17032	FRIDAY HLTH PLANS OF OK INC
		95923	GEISINGER HLTH PLAN
1143	GEISINGER INS GRP	10244	GEISINGER IND INS CO
		12743	GEISINGER QUALITY OPTIONS INC
		62596	UNION FIDELITY LIFE INS CO
350	GENERAL ELECTRIC GRP	65536	GENWORTH LIFE & ANN INS CO
4011	GENWORTH FIN GRP	70025	GENWORTH LIFE INS CO
		72990	GENWORTH LIFE INS CO OF NY
		67920	GERMANIA LIFE INS CO
		93734	NASSAU LIFE & ANN CO
171	GERMANIA INS GRP	67814	NASSAU LIFE INS CO
4736	GGC GRP	68284	NASSAU LIFE INS CO OF KS

# ACCIDENT AND HEALTH INSURANCE INDUSTRY

## 2022 MARKET SHARE REPORT

### INDEX OF COMPANIES

#### Companies Affiliated With a Group by Group Name

Group Code	Group Name	Individual Company Code	Company Name		
3891	GLOBAL ATLANTIC GRP	84824	COMMONWEALTH ANN & LIFE INS CO		
		69140	FIRST ALLMERICA FIN LIFE INS CO		
		91642	FORETHOUGHT LIFE INS CO		
290	GLOBE LIFE INC GRP	60577	AMERICAN INCOME LIFE INS CO		
		77968	FAMILY HERITAGE LIFE INS CO OF AMER		
		91472	GLOBE LIFE & ACCIDENT INS CO		
		74101	GLOBE LIFE INS CO OF NY		
		65331	LIBERTY NATL LIFE INS CO		
		10093	NATIONAL INCOME LIFE INS CO		
		92916	UNITED AMER INS CO		
4712	GPM LIFE GRP	63967	GOVERNMENT PERSONNEL MUT LIFE INS CO		
769	GREAT WEST GRP	67059	GPM HLTH & LIFE INS CO		
		68322	EMPOWER ANN INS CO OF AMER		
		79359	EMPOWER LIFE & ANN INS CO OF NY		
4752	GREGG E ZAHN GRP	80659	US BUSINESS OF CANADA LIFE ASSUR CO		
		70742	FAMILY BENEFIT LIFE INS CO		
		60227	TRINITY LIFE INS CO		
4794	GROUP 1001 INS HOLDINGS GRP	15988	CLEAR SPRING HLTH (SC) INC		
		16536	CLEAR SPRING HLTH CO INC		
		15209	CLEAR SPRING HLTH COMM CARE INC		
		78301	CLEAR SPRING HLTH INS CO		
		16278	CLEAR SPRING HLTH OF IL INC		
		16534	CLEAR SPRING HLTH VA INC		
		83607	CLEAR SPRING LIFE & ANN CO		
		79065	DELAWARE LIFE INS CO		
		72664	DELAWARE LIFE INS CO OF NY		
		16005	EON HLTH INC		
		687	GUARANTEE TRUST GRP	64211	GUARANTEE TRUST LIFE INS CO
		429	GUARDIAN LIFE GRP	92703	UNITED NATL LIFE INS CO OF AMER
				15307	ACCESS DENTAL PLAN OF NV INC
11163	AVESIS INS INC				
71714	BERKSHIRE LIFE INS CO OF AMER				
60239	FIRST COMMONWEALTH INS CO				
12146	FIRST COMMONWEALTH LTD HLTH SERV COR				
11221	FIRST COMMONWEALTH LTD HLTH SERV COR				
47716	FIRST COMMONWEALTH OF MO INC				
64246	GUARDIAN LIFE INS CO OF AMER				
11199	MANAGED DENTAL GUARD INC				
52556	MANAGED DENTALGUARD INC				
14142	MANAGED DENTALGUARD INC				
60237	PREMIER ACCESS INS CO				
536	GUIDEWELL MUT HOLDING GRP	98167	BCBS OF FL		
		15118	BEHEALTHY FLORIDA INC		
		95112	CAPITAL HLTH PLAN INC		

# ACCIDENT AND HEALTH INSURANCE INDUSTRY

## 2022 MARKET SHARE REPORT INDEX OF COMPANIES Companies Affiliated With a Group by Group Name

Group Code	Group Name	Individual Company Code	Company Name		
536	GUIDEWELL MUT HOLDING GRP	16490	FLORIDA BLUE MEDICARE INC		
		76031	FLORIDA COMBINED LIFE INS CO INC		
		13567	FLORIDA HLTH CARE PLAN INC		
		17029	GUIDEWELL SIMPLIFI INC		
		95089	HEALTH OPTIONS INC		
		11152	TRIPLE S ADVANTAGE INC		
		55816	TRIPLE S SALUD INC		
		73814	TRIPLE S VIDA INC		
		948	GULF GUARANTY GRP	77976	GULF GUAR LIFE INS CO
		4892	HARRIS HLTH GRP	95615	COMMUNITY HLTH CHOICE INC
16133	COMMUNITY HLTH CHOICE TX INC				
91	HARTFORD FIRE & CAS GRP	70815	HARTFORD LIFE & ACCIDENT INS CO		
4938	HAWAII EMPLOYERS GRP	16460	EMPLOYERS PROTECTIVE INS CO INC		
917	HCSC GRP	71129	DEARBORN LIFE INS CO		
		85090	DEARBORN NATL LIFE INS CO OF NY		
		11814	GHS HMO INC DBA BLUELINCS HMO		
		29718	GHS INS CO		
		78611	HCSC INS SERV CO		
		70670	HEALTH CARE SERV CORP A MUT LEGAL RE		
		16013	ILLINOIS BCBS INS CO		
		4740	HEALTH FIRST GRP	16272	HEALTH FIRST COMMERCIAL PLANS IN
				15880	HEALTH FIRST HLTH PLANS INC
				14140	HEALTH FIRST INS INC
5011	HEALTH ONE ALLIANCE GRP	11256	ALLIANT HLTH PLANS INC		
		17055	SERVENTY INS CO INC		
1297	HEALTH PLAN GRP	95677	THE HLTH PLAN OF WVA INC		
		60016	THP INS CO		
4778	HEALTHFIRST INC GRP	95284	HEALTHFIRST HLTH PLAN INC		
		16031	HEALTHFIRST INS CO INC		
1258	HEALTHPARTNERS GRP	52628	GROUP HLTH PLAN INC		
		95766	HEALTHPARTNERS INC		
		44547	HEALTHPARTNERS INS CO		
		15888	HEALTHPARTNERS UNITYPOINT HLTH INC		
1311	HENRY FORD HLTH SYSTEM GRP	60134	ALLIANCE HLTH & LIFE INS CO		
		95814	HAP CARESOURCE		
		95844	HEALTH ALLIANCE PLAN OF MI		
812	HIGHMARK GRP	60147	FIRST PRIORITY LIFE INS CO INC		
		96938	GATEWAY HLTH PLAN INC		
		53287	HIGHMARK BCBSD INC		
		15508	HIGHMARK BENEFITS GRP INC		
		95048	HIGHMARK CHOICE CO		
		15507	HIGHMARK COVERAGE ADVANTAGE INC		
		54771	HIGHMARK INC		
		15460	HIGHMARK SENIOR HLTH CO		

# ACCIDENT AND HEALTH INSURANCE INDUSTRY

## 2022 MARKET SHARE REPORT INDEX OF COMPANIES Companies Affiliated With a Group by Group Name

Group Code	Group Name	Individual Company Code	Company Name
812	HIGHMARK GRP	15459	HIGHMARK SENIOR SOLUTIONS CO
		54828	HIGHMARK WEST VIRGINIA INC.
		55204	HIGHMARK WESTERN & NORTHEASTERN NY
		71768	HM HLTH INS CO
		93440	HM LIFE INS CO
		60213	HM LIFE INS CO OF NY
		96601	HMO OF NE PA
		89070	UNITED CONCORDIA COMPANIES INC
		47089	UNITED CONCORDIA DENTAL PLAN PA INC
		95253	UNITED CONCORDIA DENTAL PLANS
		95789	UNITED CONCORDIA DENTAL PLANS CA INC
		95160	UNITED CONCORDIA DENTAL PLANS TX INC
		96150	UNITED CONCORDIA DENTAL PLNS OF MW
		85766	UNITED CONCORDIA INS CO
		60222	UNITED CONCORDIA INS CO OF NY
2858	HOMESHIELD CAPITAL GRP	81779	INDIVIDUAL ASSUR CO LIFE HLTH & ACC
		99724	LIFESHIELD NATL INS CO
300	HORACE MANN GRP	64513	HORACE MANN LIFE INS CO
		65781	MADISON NATL LIFE INS CO INC
		87963	NATIONAL TEACHERS ASSOC LIFE INS CO
119	HUMANA GRP	15320	NTA LIFE INS CO OF NEW YORK
		12151	ARCADIAN HLTH PLAN INC
		95092	CAREPLUS HLTH PLANS INC
		95754	CARITEN HLTH PLAN INC
		95158	CHA HMO INC
		52015	COMPBENEFITS CO
		11228	COMPBENEFITS DENTAL INC
		60984	COMPBENEFITS INS CO
		95161	DENTICARE INC
		88595	EMPHEYSYS INS CO
		60052	HUMANA BENEFIT PLAN OF IL INC
		16717	HUMANA BENEFIT PLAN OF SC INC
		15886	HUMANA BENEFIT PLAN OF TX INC
		95519	HUMANA EMPLOYERS HLTH PLAN GA INC
		95642	HUMANA HLTH BENEFIT PLAN OF LA INC
13558	HUMANA HLTH CO OF NY INC		
69671	HUMANA HLTH INS CO OF FL INC		
95885	HUMANA HLTH PLAN INC		
16280	HUMANA HLTH PLAN OF CA INC		
95348	HUMANA HLTH PLAN OF OH INC		
95024	HUMANA HLTH PLAN OF TX INC		
95721	HUMANA HLTH PLANS OF PR		
73288	HUMANA INS CO		
60219	HUMANA INS CO OF KY		

# ACCIDENT AND HEALTH INSURANCE INDUSTRY

## 2022 MARKET SHARE REPORT INDEX OF COMPANIES Companies Affiliated With a Group by Group Name

Group Code	Group Name	Individual Company Code	Company Name		
119	HUMANA GRP	12634	HUMANA INS CO OF NY		
		84603	HUMANA INS CO OF PR INC		
		95270	HUMANA MEDICAL PLAN INC		
		14224	HUMANA MEDICAL PLAN OF MI INC		
		14462	HUMANA MEDICAL PLAN OF PA INC		
		12908	HUMANA MEDICAL PLAN OF UT INC		
		12282	HUMANA REGIONAL HLTH PLAN INC		
		95342	HUMANA WI HLTH ORG INS CORP		
		70580	HUMANADENTAL INS CO		
		11695	INDEPENDENT CARE HLTH PLAN		
		54739	THE DENTAL CONCERN INC		
		880	IHC INC GRP	63245	SELECTHEALTH BENEFIT ASSUR CO INC
				95153	SELECTHEALTH INC
4995	IMPERIAL COS GRP	16348	IMPERIAL INS COS INC		
936	INDEPENDENCE HLTH GRP INC GRP	15088	AMERIHEALTH CARITAS DC INC		
		14378	AMERIHEALTH CARITAS FL INC		
		14143	AMERIHEALTH CARITAS LA INC		
		16539	AMERIHEALTH CARITAS NC INC		
		16496	AMERIHEALTH CARITAS NH INC		
		95044	AMERIHEALTH HMO INC		
		60061	AMERIHEALTH INS CO OF NJ		
		15104	AMERIHEALTH MI INC		
		54704	INDEPENDENCE HOSPITAL IND PLAN INC		
		95056	KEYSTONE HLTH PLAN E INC		
		93688	QCC INS CO		
		95458	SELECT HLTH OF SC INC		
		96660	VISTA HLTH PLAN INC		
4894	INDEPENDENT HLTH ASSN GRP	95308	INDEPENDENT HLTH ASSN		
		47034	INDEPENDENT HLTH BENEFITS CORP		
542	INDIANA FARM BUREAU GRP	69892	UNITED FARM FAMILY LIFE INS CO		
		69922	UNITED HOME LIFE INS CO		
4637	INDIANA UNIVERSITY HLTH GRP	13164	INDIANA UNIVERSITY HLTH PLANS INC		
		15450	INDIANA UNIVERSITY HLTH PLANS NFP IN		
4998	INDLIVSYS HOLDING CO GRP	16982	HPMP OF FL INC		
315	INDUSTRIAL ALLIANCE GRP	91693	IA AMER LIFE INS CO		
		67148	OCCIDENTAL LIFE INS CO OF NC		
4950	INNOVATIVE LONG TERM CARE MGMT GRP	16778	ALIGN SENIOR CARE FL INC		
		16579	ALIGN SENIOR CARE INC		
		16580	ALIGN SENIOR CARE MI LLC		
4966	INSURANCE CAPITAL GRP	63223	FEDERAL LIFE INS CO		
513	IOWA FARM BUREAU GRP	63088	FARM BUREAU LIFE INS CO		
918	JACKSON NATL GRP	65056	JACKSON NATL LIFE INS CO		
904	JOHN HANCOCK GRP	93610	JOHN HANCOCK LIFE & HLTH INS CO		
		86375	JOHN HANCOCK LIFE INS CO OF NY		

# ACCIDENT AND HEALTH INSURANCE INDUSTRY

## 2022 MARKET SHARE REPORT

### INDEX OF COMPANIES

#### Companies Affiliated With a Group by Group Name

Group Code	Group Name	Individual Company Code	Company Name
904	JOHN HANCOCK GRP	65838	JOHN HANCOCK LIFE INS CO USA
601	KAISER FOUNDATION GRP	11538	KAISER FOUND HLTH PLAN INC HI REGION
		95639	KAISER FOUND HLTH PLAN MID ATLANTI
		95669	KAISER FOUND HLTH PLAN OF CO
		96237	KAISER FOUND HLTH PLAN OF GA INC
		95540	KAISER FOUND HLTH PLAN OF THE NW
		47055	KAISER FOUND HLTH PLAN OF WA OPTIONS
		95672	KAISER FOUNDATION HLTH PLAN OF WA
588	KANSAS CITY LIFE INS GRP	60053	KAISER PERMANENTE INS CO
		71218	GRANGE LIFE INS CO
		65129	KANSAS CITY LIFE INS CO
215	KEMPER CORP GRP	67199	OLD AMER INS CO
		66397	MUTUAL SAVINGS LIFE INS CO
		68357	RELIABLE LIFE INS CO
		69779	UNION NATL LIFE INS CO
4703	KENTUCKY NATL INS GRP	69930	UNITED INS CO OF AMER
4925	KUVARE GRP	80020	MOUNTAIN LIFE INS CO
		65595	LINCOLN BENEFIT LIFE CO
4744	L S S GRP	69973	UNITED LIFE INS CO
		14158	ACCESSCARE GEN INC
		14119	ACCESSCARE GEN LLC
		14343	ACCESSCARE GEN OK LLC
		16425	ACCESSCARE GEN WI INS INC
4692	LIBERTY DENTAL PLAN GRP	14057	LIBERTY DENTAL PLAN OF MO INC
		13566	LIBERTY DENTAL PLAN OF NV INC
		16372	LIBERTY DENTAL PLAN ORG OF NJ INC
3436	LIBERTY LIFE GRP TRUST GRP	66001	AMERICAN BENEFIT LIFE INS CO
		61581	CAPITOL LIFE INS CO
		68543	LIBERTY BANKERS LIFE INS CO
1186	LIFETIME HLTHCARE GRP	55107	EXCELLUS HLTH PLAN INC
		69515	MEDAMERICA INS CO
		12967	MEDAMERICA INS CO OF FL
		83437	MEDAMERICA INS CO OF NY
20	LINCOLN NATL GRP	67652	FIRST PENN PACIFIC LIFE INS CO
		62057	LINCOLN LIFE & ANN CO OF NY
		65676	LINCOLN NATL LIFE INS CO
4920	LONGEVITY HLTH GRP	16769	LONGEVITY HLTH PLAN OF CO INC
		16567	LONGEVITY HLTH PLAN OF FL INC
		16350	LONGEVITY HLTH PLAN OF IL INC
		16779	LONGEVITY HLTH PLAN OF MI INC
		16768	LONGEVITY HLTH PLAN OF NC INC
		16355	LONGEVITY HLTH PLAN OF NJ INS CO INC
		16364	LONGEVITY HLTH PLAN OF NY INC
438	LOUISIANA HLTH SERV GRP	95643	HMO LA INC

# ACCIDENT AND HEALTH INSURANCE INDUSTRY

## 2022 MARKET SHARE REPORT INDEX OF COMPANIES Companies Affiliated With a Group by Group Name

Group Code	Group Name	Individual Company Code	Company Name
438	LOUISIANA HLTH SERV GRP	81200	LOUISIANA HLTH SERV & IND CO
		95584	VANTAGE HLTH PLAN INC
		16576	VANTAGE HLTH PLAN OF AR INC
4881	M MELE GRP	16735	VANTAGE HLTH PLAN OF MS INC
		11195	DENTAL DELIVERY SYSTEMS INC
		28231	FIDELIO INS CO
1117	MANHATTAN LIFE GRP	63053	FAMILY LIFE INS CO
		65870	MANHATTAN LIFE INS CO
		61883	MANHATTANLIFE INS & ANN CO
		16755	MANHATTANLIFE OF AMER INS CO
		71706	STANDARD LIFE & CAS INS CO
		85189	WESTERN UNITED LIFE ASSUR CO
411	MAPFRE INS GRP	77054	MAPFRE LIFE INS CO OF PR
4934	MASS GEN BRIGHAM HLTH PLAN GRP	16375	MASS GEN BRIGHAM HLTH INS CO
		11109	MASS GEN BRIGHAM HLTH PLAN INC
435	MASS MUT LIFE INS GRP	67083	MANHATTAN NATL LIFE INS CO
		65935	MASSACHUSETTS MUT LIFE INS CO
		63312	MASSMUTUAL ASCEND LIFE INS CO
526	MAXIMUM CORP GRP	61735	CENTRAL SECURITY LIFE INS CO
		80993	WESTERN AMER LIFE INS CO
4700	MCLAREN HLTH GRP	14217	MCLAREN HLTH PLAN COMM
		95562	MCLAREN HLTH PLAN INC
		95807	MDWISE INC
1552	MEDICA GRP	60067	DEAN HLTH INS INC
		96156	DEAN HLTH PLAN INC
		95232	MEDICA COMM HLTH PLAN
		52626	MEDICA HLTH PLANS
		12459	MEDICA INS CO
		16592	SSM HLTH INS CO
		16474	SSM HLTH PLAN
4811	MEDICAL ASSOCIATES GRP	95782	MEDICAL ASSOC CLINIC HLTH PLAN OF WI
		52559	MEDICAL ASSOC HLTH PLAN INC
1301	MEDICAL CARD SYSTEM INC GRP	13022	MCS ADVANTAGE INC
730	MEDICAL MUT OF OH GRP	60030	MCS LIFE INS CO
		95828	MEDICAL HLTH INSURING CORP OF OH
		29076	MEDICAL MUT OF OH
		62375	MEDMUTUAL LIFE INS CO
		68462	RESERVE NATL INS CO
1348	MEIJI YASUDA LIFE INS GRP	96280	SUPERIOR DENTAL CARE INC
		64343	PACIFIC GUARDIAN LIFE INS CO LTD
		69019	STANDARD INS CO
4808	MEMORIAL HERMANN GRP	89009	STANDARD LIFE INS CO OF NY
		16433	MEMORIAL HERMANN COMM HLTH PLAN INC
		10076	MEMORIAL HERMANN HLTH INS CO



# ACCIDENT AND HEALTH INSURANCE INDUSTRY

## 2022 MARKET SHARE REPORT

### INDEX OF COMPANIES

#### Companies Affiliated With a Group by Group Name

Group Code	Group Name	Individual Company Code	Company Name
4808	MEMORIAL HERMANN GRP	15489	MEMORIAL HERMANN HLTH PLAN INC
3595	MERCY HLTH CORP GRP	12195	MERCYCARE HMO INC
		60215	MERCYCARE INS CO
241	METROPOLITAN GRP	95387	BLOCK VISION OF TX INC
		62634	DELAWARE AMER LIFE INS CO
		14170	METLIFE HLTH PLANS INC
		65978	METROPOLITAN LIFE INS CO
		97136	METROPOLITAN TOWER LIFE INS CO
		52009	SAFEGUARD HLTH PLANS INC
		95051	SAFEGUARD HLTH PLANS INC
		52005	SUPERIOR VISION INS PLAN OF WI INC
5004	MHH HLTHCARE GRP	13667	GLOBALHEALTH INC
		16932	GLOBALHEALTH OF AZ INC
		17009	GLOBALHEALTH OF TX INC
67	MICHIGAN FARM BUREAU GRP	88064	CINCINNATI EQUITABLE LIFE INS CO
		74799	LEADERS LIFE INS CO
869	MINNESOTA MUT GRP	66168	MINNESOTA LIFE INS CO
		93742	SECURIAN LIFE INS CO
1126	MISSISSIPPI INS GRP	60111	BCBS OF MS MUT INS CO
		68535	BLUEBONNET LIFE INS CO
514	MISSOURI FARM BUREAU GRP	63118	FARM BUREAU LIFE INS CO OF MO
1531	MOLINA HEALTHCARE INC GRP	14641	MOLINA HEALTHCARE OF AZ INC
		16043	MOLINA HEALTHCARE OF VA LLC
		13128	MOLINA HLTHCARE OF FL INC
		14104	MOLINA HLTHCARE OF IL INC
		16596	MOLINA HLTHCARE OF KY INC
		52630	MOLINA HLTHCARE OF MI
		16301	MOLINA HLTHCARE OF MS INC
		95739	MOLINA HLTHCARE OF NM
		17064	MOLINA HLTHCARE OF NV INC
		12334	MOLINA HLTHCARE OF OH INC
		15600	MOLINA HLTHCARE OF PR INC
		15329	MOLINA HLTHCARE OF SC INC
		10757	MOLINA HLTHCARE OF TX INC
		13778	MOLINA HLTHCARE OF TX INS CO
		95502	MOLINA HLTHCARE OF UT INC DBA AMFAM
		96270	MOLINA HLTHCARE OF WA INC
		12007	MOLINA HLTHCARE OF WI INC
		12776	SENIOR WHOLE HLTH OF NY INC
4804	MULTINATIONAL GRP	72087	MULTINATIONAL LIFE INS CO
261	MUTUAL OF OMAHA GRP	62243	COMPANION LIFE INS CO
		13120	MEDICARE ADVANTAGE INS CO OF OMAHA
		71412	MUTUAL OF OMAHA INS CO
		16260	MUTUAL OF OMAHA MEDICARE ADVANTAGE C

# ACCIDENT AND HEALTH INSURANCE INDUSTRY

## 2022 MARKET SHARE REPORT INDEX OF COMPANIES Companies Affiliated With a Group by Group Name

Group Code	Group Name	Individual Company Code	Company Name
261	MUTUAL OF OMAHA GRP	88080	OMAHA HLTH INS CO
		13100	OMAHA INS CO
		16537	OMAHA SUPPLEMENTAL INS CO
		69868	UNITED OF OMAHA LIFE INS CO
		72850	UNITED WORLD LIFE INS CO
1198	MVP GRP	95521	MVP HLTH PLAN INC
		47062	MVP HLTH SERV CORP
1211	NATIONAL GUARDIAN LIFE INS GRP	66583	NATIONAL GUARDIAN LIFE INS CO
4905	NATIONAL HEALTHCARE CORP GRP	16000	NHC ADVANTAGE LLC
634	NATIONAL LIFE GRP	65528	LIFE INS CO OF THE SOUTHWEST
		66680	NATIONAL LIFE INS CO
316	NATIONAL SECURITY GRP	66788	NATIONAL SECURITY INS CO
4941	NATIONAL WESTERN LIFE GRP	66850	NATIONAL WESTERN LIFE INS CO
		67393	OZARK NATL LIFE INS CO
140	NATIONWIDE CORP GRP	64017	JEFFERSON NATL LIFE INS CO
		92657	NATIONWIDE LIFE & ANN INS CO
		66869	NATIONWIDE LIFE INS CO
2678	NETWORK HLTH GRP	15087	NETWORK HLTH INS CORP
		95737	NETWORK HLTH PLAN
520	NEW ERA LIFE GRP	81132	LIFE OF AMER INS CO
		78743	NEW ERA LIFE INS CO
		69698	NEW ERA LIFE INS CO OF MIDWEST
		67784	PHILADELPHIA AMER LIFE INS CO
826	NEW YORK LIFE GRP	65498	LIFE INS CO OF N AMER
		64548	NEW YORK LIFE GRP INS CO OF NY
		66915	NEW YORK LIFE INS CO
		47079	DELTA DENTAL PLAN OF NH
4763	NORTHEAST DELTA DENTAL GRP	53279	DELTA DENTAL PLAN OF VT
		14369	MAINE DENTAL SERV CORP
		13646	RED TREE INS CO INC
860	NORTHWESTERN MUT GRP	69000	NORTHWESTERN LONG TERM CARE INS CO
		67091	NORTHWESTERN MUT LIFE INS CO
		80055	WYSH LIFE & HLTH INS CO
150	OLD REPUBLIC GRP	67261	OLD REPUBLIC LIFE INS CO
619	ONEAMERICA FIN PARTNERS GRP	60895	AMERICAN UNITED LIFE INS CO
		67911	PIONEER MUT LIFE INS CO
		69116	STATE LIFE INS CO
5021	ONEMAIN HOLDINGS INC GRP	60518	AMERICAN HLTH & LIFE INS CO
1167	OPTIMUM GRP	65960	WINDSOR LIFE INS CO
1313	OREGON DENTAL SERV GRP	54941	DELTA DENTAL PLAN OF OR
		16722	EASTERN OR COORDINATED CARE ORG LLC
		16628	MODA ASSUR CO
		47098	MODA HLTH PLAN INC
		16791	SUMMIT HEALTH PLAN INC

# ACCIDENT AND HEALTH INSURANCE INDUSTRY

## 2022 MARKET SHARE REPORT INDEX OF COMPANIES Companies Affiliated With a Group by Group Name

Group Code	Group Name	Individual Company Code	Company Name		
4818	OSCAR HEALTH INC GRP	16416	OSCAR BUCKEYE STATE INS CORP		
		16231	OSCAR GARDEN STATE INS CORP		
		16337	OSCAR HLTH PLAN INC		
		16634	OSCAR HLTH PLAN OF GA		
		16852	OSCAR HLTH PLAN OF NC INC		
		16597	OSCAR HLTH PLAN OF NY INC		
		16590	OSCAR HLTH PLAN OF PA INC		
		15777	OSCAR INS CO		
		16374	OSCAR INS CO OF FL		
		15281	OSCAR INS CORP		
		16202	OSCAR INS CORP OF OH		
		16854	OSCAR MANAGED CARE OF S FL INC		
		4704	PACIFCSOURCE HLTH PLAN GRP	12595	PACIFCSOURCE COMM HLTH PLANS
				16665	PACIFCSOURCE COMMUNITY SOLUTIONS
				54976	PACIFCSOURCE HLTH PLANS
525	PAN AMER LIFE GRP	67539	PAN AMER LIFE INS CO		
		12952	PAN AMER LIFE INS CO OF PR		
153	PEKIN INS GRP	67628	PEKIN LIFE INS CO		
850	PENN MUT GRP	67644	PENN MUT LIFE INS CO		
		68632	VANTIS LIFE INS CO		
810	PENN TREATY AMER GRP	60243	AMERICAN INDEPENDENT NTRWK INS CO NY		
4975	PERENNIAL CONSORTIUM LLC GRP	16784	PERENNIAL ADVANTAGE OF CO INC		
		16783	PERENNIAL ADVANTAGE OF OH INC		
3828	PHP INDIANA GRP	12331	PHP INS CO OF IN INC		
3408	PHYSICIANS HLTH PLAN OF MID MI GRP	95436	PHYSICIANS HLTH PLAN OF N IN INC		
		12816	PHP INS CO		
		16555	PHP MEDICARE		
		95849	PHYSICIANS HLTH PLAN		
367	PHYSICIANS MUT GRP	72125	PHYSICIANS LIFE INS CO		
4845	PIEDMONT COMM HLTH GRP	80578	PHYSICIANS MUT INS CO		
		15791	PIEDMONT COMM HLTHCARE HMO INC		
		95811	PIEDMONT COMM HLTHCARE INC		
629	PLATEAU GRP	97152	PLATEAU INS CO		
4742	POINT32HEALTH INC GRP	16307	CAREPARTNERS OF CONNECTICUT INC		
		96717	HARVARD PILGRIM HEALTH CARE NEW ENG		
		96911	HARVARD PILGRIM HLTH CARE INC		
		18975	HPHC INS CO INC		
		95688	TUFTS ASSOCIATED HLTH MAINTENANCE OR		
		14131	TUFTS HLTH PUBLIC PLANS INC		
		60117	TUFTS INS CO INC		
4955	POWELL INS GRP	78662	SENIOR LIFE INS CO		
4819	PREFERRED INS GRP	14080	PREFERRED INS SERV INC		
962	PREMERA BLUE CROSS GRP	94188	LIFEWISE ASSUR CO		
		52633	LIFEWISE HLTH PLAN OF WA		

# ACCIDENT AND HEALTH INSURANCE INDUSTRY

## 2022 MARKET SHARE REPORT

### INDEX OF COMPANIES

#### Companies Affiliated With a Group by Group Name

Group Code	Group Name	Individual Company Code	Company Name
962	PREMERA BLUE CROSS GRP	47570	PREMERA BLUE CROSS
481	PRESBYTERIAN HLTHCARE SERV GRP	95330	PRESBYTERIAN HLTH PLAN INC
		11504	PRESBYTERIAN INS CO INC
5036	PRIME THERAPEUTICS LLC GRP	18750	MERIT HLTH INS CO
4750	PRIMERICA GRP	61409	NATIONAL BENEFIT LIFE INS CO
		65919	PRIMERICA LIFE INS CO
332	PRINCIPAL FIN GRP	53090	EMPLOYERS DENTAL SERV
		61271	PRINCIPAL LIFE INS CO
1212	PROMEDICA HLTH SYSTEM GRP	96687	HEALTH RESOURCES INC
		12353	PARAMOUNT ADVANTAGE
		95566	PARAMOUNT CARE OF MI INC
		95189	PARAMOUNT HLTH CARE
		11518	PARAMOUNT INS CO
4947	PROSPERITY LIFE INS GRP	60183	S USA LIFE INS CO INC
		60176	SBLI USA LIFE INS CO INC
		68845	SHENANDOAH LIFE INS CO
4788	PROVIDENCE HLTH GRP	15203	PROVIDENCE HLTH ASSUR
		95005	PROVIDENCE HLTH PLAN
4842	PROVIDER PARTNERS HLTH GRP	15719	PROVIDER PARTNERS HLTH PLAN INC
		16564	PROVIDER PARTNERS HLTH PLAN OF IL
		16566	PROVIDER PARTNERS HLTH PLAN OF MO
		14458	PROVIDER PARTNERS HLTH PLAN OF PA IN
		17005	PROVIDER PARTNERS HLTH PLAN OF TX IN
304	PRUDENTIAL OF AMER GRP	68241	PRUDENTIAL INS CO OF AMER
440	REGAL REINS GRP	66265	MONARCH LIFE INS CO
477	RENAISSANCE HLTH SERV CORP GRP	54674	DELTA DENTAL OF KY INC
		54658	DELTA DENTAL OF NC
		54526	DELTA DENTAL OF TN
		47155	DELTA DENTAL PLAN OF AR INC
		52634	DELTA DENTAL PLAN OF IN INC
		54305	DELTA DENTAL PLAN OF MI INC
		47287	DELTA DENTAL PLAN OF NM INC
		54402	DELTA DENTAL PLAN OF OH INC
		61700	RENAISSANCE LIFE & HLTH INS CO OF AM
		15638	RENAISSANCE LIFE & HLTH INS CO OF NY
4791	RENOWN HLTH GRP	95350	HOMETOWN HLTH PLAN INC
		48305	HOMETOWN HLTH PROVIDERS INS CO
4639	RGA INC GRP	93572	RGA REINS CO
4960	SAMARITAN HLTH SERV GRP	16656	INTERCOMMUNITY HLTH NETWORK
		12257	SAMARITAN HLTH PLANS INC
431	SAMMONS ENTERPRISES GRP	66044	MIDLAND NATL LIFE INS CO
		66974	NORTH AMER CO LIFE & HLTH INS
1246	SANFORD HLTH GRP	16151	GOOD SAMARITAN INS PLAN OF NE INC
		95683	SANFORD HLTH PLAN

# ACCIDENT AND HEALTH INSURANCE INDUSTRY

## 2022 MARKET SHARE REPORT

### INDEX OF COMPANIES

#### Companies Affiliated With a Group by Group Name

Group Code	Group Name	Individual Company Code	Company Name
1246	SANFORD HLTH GRP	95725	SANFORD HLTH PLAN OF MN
4553	SAVINGS BANK LIFE GRP	70435	THE SAVINGS BANK MUT LIFE INS CO OF
4890	SBL HOLDINGS GRP	97241	EVERLY LIFE INS CO
5002	SCAN GRP	16917	SCAN DESERT HLTH PLAN INC
		17004	SCAN HLTH PLAN NV INC
600	SCOTT & WHITE GRP	11670	BAYLOR SCOTT & WHITE INS CO
		16426	SCOTT & WHITE CARE PLANS
		95099	SCOTT & WHITE HLTH PLAN
		95138	SHA LLC
		66117	SOUTHWEST LIFE & HLTH INS CO
454	SECURITY NATL GRP	74918	KILPATRICK LIFE INS CO
		69485	SECURITY NATL LIFE INS CO
4989	SENECA INTL LTD GRP	70122	UNIVERSAL FIDELITY LIFE INS CO
1183	SENTARA HLTH MGMT GRP	95263	AVMED INC
		70715	SENTARA HLTH INS CO
		95281	SENTARA HLTH PLANS
169	SENTRY INS GRP	68810	SENTRY LIFE INS CO
123	SHELTER INS GRP	65757	SHELTER LIFE INS CO
4803	SHELTERPOINT GRP INC	89958	SHELTERPOINT INS CO
		81434	SHELTERPOINT LIFE INS CO
5035	SNP HOLDINGS LLC GRP	16725	OH CHS SNP INC
		15955	WEST VIRGINIA SENIOR ADVANTAGE INC
4888	STERLING FINANCIAL INS GRP INC	62952	SILAC INS CO
		89184	STERLING INVESTORS LIFE INS CO
4959	STRATACOR GRP	55034	DELTA DENTAL OF MN
		47091	DELTA DENTAL OF NE
		48011	HEALTH VENTURES NTRWK INC
4855	SUMITOMO LIFE INS GRP	78417	FIRST SYMETRA NATL LIFE INS CO OF NY
		68608	SYMETRA LIFE INS CO
3259	SUMMA HLTH GRP	10649	SUMMA INS CO INC
		95202	SUMMACARE INC
549	SUN LIFE FINANCIAL INC GRP	96265	DENTAL CARE PLUS INC
		67636	DENTAQUEST NATL INS CO INC
		12307	DENTAQUEST USA INS CO INC
		64602	INDEPENDENCE LIFE & ANN CO
		68047	PROFESSIONAL INS CO
		80926	SUN LIFE & HLTH INS CO
		52022	UDC OH INC DBA UNITED DENTAL CARE OH
		11244	UNION SECURITY DENTALCARE OF NJ INC
		47708	UNITED DENTAL CARE OF AZ INC
		52032	UNITED DENTAL CARE OF CO INC
		47044	UNITED DENTAL CARE OF MO INC
		47042	UNITED DENTAL CARE OF NM INC
		95142	UNITED DENTAL CARE OF TX INC

# ACCIDENT AND HEALTH INSURANCE INDUSTRY

## 2022 MARKET SHARE REPORT INDEX OF COMPANIES Companies Affiliated With a Group by Group Name

Group Code	Group Name	Individual Company Code	Company Name
549	SUN LIFE FINANCIAL INC GRP	95450	UNITED DENTAL CARE OF UT INC
		80802	US BR SUN LIFE ASSUR CO OF CANADA
5039	SWBC GRP	99538	SWBC LIFE INS CO
181	SWISS RE GRP	85561	ELIPS LIFE INS CO
		73504	LUMICO LIFE INS CO
		82627	SWISS RE LIFE & HLTH AMER INC
4926	TALCOTT HOLDINGS GRP	71153	TALCOTT RESOLUTION LIFE & ANN INS CO
		88072	TALCOTT RESOLUTION LIFE INS CO
4677	TENNESSEE RURAL HLTH GRP	94587	MEMBERS HLTH INS CO
		89005	TRH HLTH INS CO
1216	TIAA FAMILY GRP	69345	TEACHERS INS & ANN ASSOC OF AMER
		60142	TIAA CREF LIFE INS CO
4718	TIPTREE FIN GRP	61298	BANKERS LIFE OF LA
		97691	LIFE OF THE SOUTH INS CO
		60242	SOUTHERN FINANCIAL LIFE INS CO
3098	TOKIO MARINE HOLDINGS INC GRP	71005	FIRST RELIANCE STANDARD LIFE INS CO
		92711	HCC LIFE INS CO
		68381	RELIANCE STANDARD LIFE INS CO
		69078	STANDARD SECURITY LIFE INS CO OF NY
		11216	TOKIO MARINE PACIFIC INS LTD
4970	TRANS OCEANIC GRP INC	69523	TRANS OCEANIC LIFE INS CO
		16715	TRANS OCEANIC LIFE INS CO OF AMER
306	TRUSTAGE GRP	67989	AMERICAN MEMORIAL LIFE INS CO
		62626	CMFG LIFE INS CO
		86126	MEMBERS LIFE INS CO
		70408	UNION SECURITY INS CO
276	TRUSTMARK MUT HOLDING CO GRP	61425	TRUSTMARK INS CO
		62863	TRUSTMARK LIFE INS CO
4380	UCARE GRP	12924	UCARE HLTH INC
		52629	UCARE MN
4921	UNICO PREMIER GRP	15730	PRUITTHEALTH PREMIER INC
		16360	PRUITTHEALTH PREMIER NC LLC
781	UNION LABOR GRP	69744	UNION LABOR LIFE INS CO
2878	UNITED HERITAGE MUT GRP	63983	UNITED HERITAGE LIFE INS CO
200	UNITED SERV AUTOMOBILE ASSN GRP	69663	USAA LIFE INS CO
707	UNITEDHEALTH GRP	82406	ALL SAVERS INS CO
		73130	ALL SAVERS LIFE INS CO OF CA
		95497	AMERICHoice OF NJ INC
		12558	CARE IMPROVEMENT PLUS OF TX INS CO
		12567	CARE IMPROVEMENT PLUS S CENTRAL INS
		14041	CARE IMPROVEMENT PLUS WI INS CO
		61832	CHESAPEAKE LIFE INS CO
		89087	ENTERPRISE LIFE INS CO
		62324	FREEDOM LIFE INS CO OF AMER

# ACCIDENT AND HEALTH INSURANCE INDUSTRY

## 2022 MARKET SHARE REPORT

### INDEX OF COMPANIES

#### Companies Affiliated With a Group by Group Name

Group Code	Group Name	Individual Company Code	Company Name
707	UNITEDHEALTH GRP	62286	GOLDEN RULE INS CO
		79480	HARKEN HLTH INS CO
		96342	HEALTH PLAN OF NV
		11172	HEALTHPLEX INS CO
		11173	INTERNATIONAL HLTHCARE SERV INC
		12827	KS PLAN ADMINISTRATORS LLC
		60321	MAMSI LIFE & HLTH INS CO
		14063	MCNA INS CO
		96310	MD INDIVIDUAL PRACTICE ASSN INC
		66087	MID WEST NATL LIFE INS CO OF TN
		95251	NATIONAL PACIFIC DENTAL INC
		98205	NATL FOUNDATION LIFE INS CO
		95123	NEIGHBORHOOD HLTH PARTNERSHIP INC
		95758	NEVADA PACIFIC DENTAL INC
		96940	OPTIMUM CHOICE INC
		69647	OPTUM INS OF OH INC
		78026	OXFORD HLTH INS INC
		96798	OXFORD HLTH PLANS CT INC
		95506	OXFORD HLTH PLANS NJ INC
		95479	OXFORD HLTH PLANS NY INC
		70785	PACIFICARE LIFE & HLTH INS CO
		84506	PACIFICARE LIFE ASSUR CO
		95617	PACIFICARE OF AZ INC
		95434	PACIFICARE OF CO INC
		13607	PEOPLES HLTH INC
		11494	PHYSICIANS HLTH CHOICE OF TX LLC
		12155	PREFERRED CARE NETWORK INC
		11176	PREFERRED CARE PARTNERS INC
		11817	PREFERREDONE INS CO
		95482	ROCKY MOUNTAIN HMO INC
		71420	SIERRA HLTH & LIFE INS CO INC
		12341	SOLSTICE BENEFITS INC
		13971	SOLSTICE HEALTH INS CO
		16610	SOLSTICE HEALTHPLANS OF AZ INC
		17141	SOLSTICE HEALTHPLANS OF CO INC
		16878	SOLSTICE HEALTHPLANS OF OH INC
		16892	SOLSTICE HEALTHPLANS OF TX INC
		16790	SOLSTICE OF IL INC
		91529	UNIMERICA INS CO
		11596	UNIMERICA LIFE INS CO OF NY
95716	UNITED HLTH CARE OF MS INC		
60318	UNITED HLTHCARE INS CO OF IL		
60093	UNITED HLTHCARE INS CO OF NY		
95025	UNITED HLTHCARE MID ATLANTIC INC		

# ACCIDENT AND HEALTH INSURANCE INDUSTRY

## 2022 MARKET SHARE REPORT

### INDEX OF COMPANIES

#### Companies Affiliated With a Group by Group Name

Group Code	Group Name	Individual Company Code	Company Name
707	UNITEDHEALTH GRP	95784	UNITED HLTHCARE OF AL INC
		95446	UNITED HLTHCARE OF AR INC
		96016	UNITED HLTHCARE OF AZ INC
		95090	UNITED HLTHCARE OF CO INC
		95264	UNITED HLTHCARE OF FL INC
		95850	UNITED HLTHCARE OF GA INC
		96644	UNITED HLTHCARE OF KY LTD
		95833	UNITED HLTHCARE OF LA INC
		95591	UNITED HLTHCARE OF MIDLANDS INC
		95186	UNITED HLTHCARE OF OH INC
		16740	UNITED HLTHCARE OF SC INC
		95501	UNITED HLTHCARE OF UT INC
		95174	UNITEDHEALTHCARE BENEFITS OF TX INC
		95467	UNITEDHEALTHCARE COMM PLAN INC
		12323	UNITEDHEALTHCARE COMM PLAN OF OH INC
		11141	UNITEDHEALTHCARE COMM PLAN OF TX LLC
		15737	UNITEDHEALTHCARE FREEDOM INS CO
		79413	UNITEDHEALTHCARE INS CO
		84549	UNITEDHEALTHCARE INS CO OF AMER
		12231	UNITEDHEALTHCARE INS CO OF THE RIVER
		97179	UNITEDHEALTHCARE LIFE INS CO
		95776	UNITEDHEALTHCARE OF IL INC
		96385	UNITEDHEALTHCARE OF MIDWEST INC
		95103	UNITEDHEALTHCARE OF NC INC
		95149	UNITEDHEALTHCARE OF NEW ENGLAND INC
		13214	UNITEDHEALTHCARE OF NM INC
		95085	UNITEDHEALTHCARE OF NY INC
		95893	UNITEDHEALTHCARE OF OR INC
		95220	UNITEDHEALTHCARE OF PA INC
		95685	UNITEDHEALTHCARE OF THE ROCKIES INC
		95765	UNITEDHEALTHCARE OF TX INC
		48038	UNITEDHEALTHCARE OF WA INC
		95710	UNITEDHEALTHCARE OF WI INC
95378	UNITEDHEALTHCARE PLAN OF THE RIVER V		
96903	UNITEDHEALTHCARE OF OK INC		
4954	UNIVERSAL HLTH SERV INC GRP	95793	PROMINENCE HEALTHFIRST
		16734	PROMINENCE HEALTHFIRST OF FL INC
		15452	PROMINENCE HEALTHFIRST OF TX INC
11079	PROMINENCE PREFERRED HLTH INS CO		
71	UNIVERSAL INS CO GRP	60041	UNIVERSAL LIFE INS CO
4870	UNIVERSITY HLTH CARE & GUNDERSEN LUTHERAN C	95796	QUARTZ HLTH BENEFIT PLANS CORP
		95341	QUARTZ HLTH INS CORP
		95101	QUARTZ HLTH PLAN CORP
		14202	QUARTZ HLTH PLAN MN CORP



# ACCIDENT AND HEALTH INSURANCE INDUSTRY

## 2022 MARKET SHARE REPORT

### INDEX OF COMPANIES

#### Companies Affiliated With a Group by Group Name

Group Code	Group Name	Individual Company Code	Company Name
5054	UNIVERSITY OF UT GRP	14481	HEALTH CHOICE UT INC
		15648	UNIVERSITY OF UT HLTH PLANS
565	UNUM GRP	62049	COLONIAL LIFE & ACCIDENT INS CO
		64297	FIRST UNUM LIFE INS CO
		67598	PAUL REVERE LIFE INS CO
		68195	PROVIDENT LIFE & ACCIDENT INS CO
		68209	PROVIDENT LIFE & CAS INS CO
		68985	STARMOUNT LIFE INS CO
		67601	UNUM INS CO
		62235	UNUM LIFE INS CO OF AMER
1324	UPMC HLTH SYSTEM GRP	47024	COMMUNITY CARE BEHAVIORAL HLTH ORG
		11995	UPMC FOR YOU INC
		15451	UPMC HLTH COVERAGE INC
		11994	UPMC HLTH NTRWK INC
		15345	UPMC HLTH OPTIONS INC
		95216	UPMC HLTH PLAN INC
4900	US ALLIANCE CORP GRP	14188	DAKOTA CAPITAL LIFE INS CO
		14165	US ALLIANCE LIFE & SECURITY CO
3593	USIC GRP	11067	USIC LIFE INS CO
4696	VISION BENEFITS GRP	13750	VISION BENEFITS OF AMER II INC
		53953	VISION BENEFITS OF AMER INC
1189	VISION SERV PLAN GRP	47029	EASTERN VISION SERV PLAN INC
		39616	VISION SERV PLAN INS CO
		32395	VISION SERV PLAN INS CO
		12516	VISION SERV PLAN OF IL NFP
		53031	VSP VISION CARE INC
4832	VOYA FINANCIAL GRP	67105	RELIASTAR LIFE INS CO
		61360	RELIASTAR LIFE INS CO OF NY
		86509	VOYA RETIREMENT INS & ANN CO
4939	WEA GRP	96628	HEALTH TRADITION HLTH PLAN INC
		72273	WEA INS CORP
3527	WELLABE MUT HOLDING CO GRP	67679	AMERICAN REPUBLIC CORP INS CO
		60836	AMERICAN REPUBLIC INS CO
		79987	MEDICO CORP LIFE INS CO
		31119	MEDICO INS CO
		65641	MEDICO LIFE & HLTH INS CO
770	WELLMARK INC GRP	95531	WELLMARK HLTH PLAN OF IA INC
		88848	WELLMARK INC
		60128	WELLMARK OF SD INC
		15934	WELLMARK VALUE HLTH PLAN INC
836	WEST SOUTHERN GRP	99937	COLUMBUS LIFE INS CO
		70939	GERBER LIFE INS CO
		65242	LAFAYETTE LIFE INS CO
		75264	NATIONAL INTEGRITY LIFE INS CO

# ACCIDENT AND HEALTH INSURANCE INDUSTRY

## 2022 MARKET SHARE REPORT

### INDEX OF COMPANIES

#### Companies Affiliated With a Group by Group Name

Group Code	Group Name	Individual Company Code	Company Name
836	WEST SOUTHERN GRP	70483	WESTERN & SOUTHERN LIFE INS CO
3503	WILLAMETTE DENTAL GRP	52555	WILLAMETTE DENTAL INS INC
		95819	WILLAMETTE DENTAL OF ID INC
		47050	WILLAMETTE DENTAL OF WA INC
4213	WILTON RE GRP	69396	TEXAS LIFE INS CO
		62413	WILCAC LIFE INS CO
		60704	WILTON REASSUR LIFE CO OF NY
68	WISCONSIN PHYSICIANS SERV INS GRP	64149	EPIC LIFE INS CO
		53139	WISCONSIN PHYSICIANS SERV INS CORP
		10159	WPS HLTH PLAN INC
98	WR BERKLEY CORP GRP	64890	BERKLEY LIFE & HLTH INS CO
4979	ZING HLTH ENTERPRISES GRP	76503	LASSO HLTHCARE INS CO
		16607	ZING HLTH INC
		16812	ZING HLTH OF MI INC
		80896	CENTRE LIFE INS CO
212	ZURICH INS GRP	63177	FARMERS NEW WORLD LIFE INS CO
		90557	ZURICH AMER LIFE INS CO
		14178	ZURICH AMER LIFE INS CO OF NY

# ACCIDENT AND HEALTH INSURANCE INDUSTRY

## 2022 MARKET SHARE REPORT

### INDEX OF COMPANIES

Companies Not Affiliated With a Group  
by Company Name

Individual Company Code	Company Name
77879	5 STAR LIFE INS CO
71471	ABILITY INS CO
95853	ALOHA CARE
17033	ALTERWOOD ADVANTAGE INC
60216	AMALGAMATED LIFE INS CO
52041	AMERICAN DENTAL PLAN OF WI INC
69337	AMERICAN FIN SECURITY LIFE INS CO
60542	AMERICAN HOME LIFE INS CO
16933	ANGLE INS CO OF UT
16467	APEX HLTH INC
16141	ARDELLIS INS LTD
15135	ARKANSAS SUPERIOR SELECT INC
17252	ASISTENSI GLOBAL INS INC
15926	ASPIRUS HLTH PLAN INC
56499	ASSURED LIFE ASSN
61093	ATLANTA LIFE INS CO
12587	AUXILIO SALUD PLUS INC
95839	AVERA HLTH PLANS INC
61212	BALTIMORE LIFE INS CO
16282	BAYCARE SELECT HLTH PLANS INC
53589	BCBS OF AZ INC
55891	BCBS OF ND
53473	BCBS OF RI
53767	BCBS OF WY
90638	BEST LIFE & HLTH INS CO
58017	BETTERLIFE
13203	BOSTON MEDICAL CENTER HLTH PLAN INC
81647	BUPA INS CO
15006	CALIFORNIA DENTAL NETWORK INC
13151	CARE N CARE INS CO INC
15685	CARE N CARE INS CO OF NC
55450	CARE PLUS DENTAL PLANS INC
14403	CARECENTRIX OF NJ INC
56030	CATHOLIC FINANCIAL LIFE
57347	CATHOLIC LIFE INS
57487	CATHOLIC ORDER OF FORESTERS
12976	CATHOLIC SPECIAL NEEDS PLAN LLC
57053	CATHOLIC UNITED FINANCIAL
17015	CENTRAL MASS HLTH LLC
16630	CHAMBER BUSINESS SOLUTIONS TRUST
13739	CHORUS COMM HLTH PLANS INC
61921	CITIZENS SECURITY LIFE INS CO
15061	COMMON GROUND HLTHCARE COOP
10756	COMMUNITY CARE HLTH PLAN INC
15732	COMMUNITYCARE GOVERNMENT PROGRAMS IN
71404	CONTINENTAL GEN INS CO
95822	COOK CHILDRENS HLTH PLAN
79715	COOPERATIVA DE SEGUROS DE VIDA
56634	CROATIAN FRATERNAL UNION OF AMER
56138	CSA FRATERNAL LIFE
17331	CURATIVE INS CO
16693	CYPRESS DENTAL INS CO OF CA
53937	DELTA DENTAL OF OK

# ACCIDENT AND HEALTH INSURANCE INDUSTRY

## 2022 MARKET SHARE REPORT

### INDEX OF COMPANIES

Companies Not Affiliated With a Group  
by Company Name

Individual Company Code	Company Name
47341	DELTA DENTAL OF WA
47791	DELTA DENTAL PLAN OF ID INC
54097	DELTA DENTAL PLAN OF SD
15200	DELTA DENTAL PLAN OF WY
52025	DENCAP DENTAL PLANS INC
11826	DENTAL COM INS PLAN INC
47490	DENTAL HLTH SERV
11234	DENTAL SERV ORG LLC
47112	DENTCARE DELIVERY SYSTEMS INC
95750	DENVER HLTH MEDICAL PLAN INC
16625	DIGNITY CARE CORP
16271	DOCTORS HEALTHCARE PLANS INC
95809	DRISCOLL CHILDRENS HLTH PLAN
52635	EL PASO FIRST HLTH PLANS INC
16074	ELAN INS USVI INC
95662	ELDERPLAN INC
12747	ELIXIR INS CO
62928	EMC NATL LIFE CO
16244	EMPOWER HEALTHCARE SOLUTIONS LLC
17018	ETERNALHEALTH INC
17135	EVRY HLTH INS CO OF TX
16328	EXPERIENCE HLTH INC
63290	FIDELITY LIFE ASSN A LEGAL RESERVE L
47051	FIRST COMM HLTH PLAN INC
64696	FIRST CONTINENTAL LIFE & ACC
95722	FIRST MEDICAL HLTH PLAN INC
56693	GCU
16494	GEORGIA CHAMBER FEDERATION BENEFIT P
16633	GEORGIA FARM BUREAU MEMBER HLTH PROG
56154	GLEANER LIFE INS SOCIETY
11113	GOLDEN DENTAL PLANS INC
93521	GRANULAR INS CO
11246	GROUP DENTAL HLTH ADMINISTRATORS INC
95192	GROUP HLTH COOP OF EAU CLAIRE
95311	GROUP HLTH COOP OF S CENTRAL WI
16621	HAMASPIK INC
49948	HAWAII MEDICAL SERV ASSN
48330	HAWAII MGMT ALLIANCE ASSN
95066	HEALTH PARTNERS PLANS INC
16955	HEALTH SERV FOR CHILDREN WITH SPECIA
16672	HEALTH SHARE OF OR
66214	HEARTLAND NATL LIFE INS CO
52627	HENNEPIN HLTH
11204	HERITAGE VISION PLANS INC
27952	HOOSIER MOTOR MUT INS CO
15700	HOPKINS HLTH ADVANTAGE INC
69272	IBEXIS LIFE & ANN INS CO
16466	ICIRCLE SERV OF THE FINGER LAKES INC
64580	ILLINOIS MUT LIFE INS CO
58068	INDEPENDENT ORDER OF FORESTERS US BR
16554	ISNP VENTURES LLC
11182	JOHN D KERNAN DMD PA
16609	JUSTIFY HOLDINGS INC

# ACCIDENT AND HEALTH INSURANCE INDUSTRY

## 2022 MARKET SHARE REPORT

### INDEX OF COMPANIES

Companies Not Affiliated With a Group  
by Company Name

Individual Company Code	Company Name
58033	KNIGHTS OF COLUMBUS
56227	KSKJ LIFE
16757	LEON HLTH PLANS INC
16170	LIBERTY ADVANTAGE LLC
66753	LIBERTY UNION LIFE ASSUR CO
65412	LIFE INS CO OF AL
15959	LIFEWORKS ADVANTAGE LLC
65927	LINCOLN HERITAGE LIFE INS CO
56758	LOYAL CHRISTIAN BENEFIT ASSN
61018	MAGNA INS CO
15077	MAINE COMM HLTH OPTIONS
87394	MARQUETTE IND & LIFE INS CO
15937	MARQUIS ADVANTAGE HLTH PLAN
15850	MARTINS POINT GENERATIONS ADVANTAGE
16575	MARY WASHINGTON HLTH PLAN
74322	MEDICAL BENEFITS MUT LIFE INS CO
95982	MEDISUN INC
14227	MEDSTAR FAMILY CHOICE
16235	MISSOURI CHAMBER FEDERATION BENEFIT
16177	MMM OF FL INC
57541	MODERN WOODMEN OF AMER
13976	MOMENTUM INS PLANS INC
14933	MONTANA HLTH COOPERATIVE
16504	MORECARE INC
15743	MOTIVHEALTH INS CO
88668	MUTUAL OF AMER LIFE INS CO
12248	MY CHOICE WI HLTH PLAN INC
86959	NATIONAL FAMILY CARE LIFE INS CO
16135	NATIONAL PREVENTIVE SOLUTIONS CORP
15952	NATIONAL PROSPERITY LIFE & HLTH INS
95402	NEIGHBORHOOD HLTH PLAN OF RI INC
60246	NETCARE LIFE & HLTH INS CO
13813	NEVADA DENTAL BENEFITS LTD
81264	NIPPON LIFE INS CO OF AMER
16445	NORTHWEST DENTAL BENEFITS LLC
17313	NORTHWEST OH BUSINESS ALLIANCE HLTH
16968	OCHSNER HTLH PLAN INC
67180	OHIO STATE LIFE INS CO
12533	OPTICARE OF UT
16413	OPTILEGRA INC
56383	ORDER OF UNITED COMMERCIAL TRAVELERS
16833	PARAMOUNT CARE OF IN INC
95414	PARKLAND COMM HLTH PLAN INC
95730	PLAN DE SALUD MENONITA INC
95762	PLAN MEDICO SERV DE SALUD BELLA VIST
58009	POLICE & FIREMENS INS ASSN
56820	POLISH FALCONS OF AMER
56839	POLISH NATL UNION OF AMER
57940	PORTUGUESE FRATERNAL SOCIETY OF AMER
76538	PRESIDENTIAL LIFE INS CO
16477	PROCARE ADVANTAGE LLC
68179	PROVIDENT AMER INS CO
55271	PUPIL BENEFITS PLAN INC

# ACCIDENT AND HEALTH INSURANCE INDUSTRY

## 2022 MARKET SHARE REPORT

### INDEX OF COMPANIES

Companies Not Affiliated With a Group  
by Company Name

Individual Company Code	Company Name
93777	REVOL ONE INS CO
57657	ROYAL NEIGHBORS OF AMER
95743	RYDER HLTH PLAN INC
60445	SAGICOR LIFE INS CO
96881	SECURITY HLTH PLAN OF WI INC
68772	SECURITY MUT LIFE INS CO OF NY
14151	SENDERO HLTH PLANS INC
17104	SIDECAR HLTH INS CO
54259	SIDNEY HILLMAN HLTH CENTRE
47012	SIGHTCARE INC
15731	SIGNATURE ADVANTAGE LLC
16103	SIMPRA ADVANTAGE INC
11082	SINGLE VISION SOLUTION INC
57673	SLOVENE NATL BENEFIT SOCIETY
16313	SOLIS HLTH PLANS INC
16865	SONDER HLTH PLANS INC
57142	SONS OF NORWAY
96598	SOUTH DAKOTA STATE MED HOLDING CO
95812	SOUTHEASTERN IN HLTH ORG INC
68896	SOUTHERN FARM BUREAU LIFE INS CO
16166	SPARTAN PLAN NY INC
57436	SPJST
69132	STATE MUT INS CO
89427	STELLAR NATL LIFE INS CO
11953	STERLING DENTAL SERV LLC
58181	SUPREME COUNCIL THE ROYAL ARCANUM
69329	SURETY LIFE & CAS INS CO
69310	SURETY LIFE INS CO
15107	SUTTER HLTH PLAN
11093	TAKECARE INS CO INC
95329	TEXAS CHILDRENS HLTH PLAN INC
16552	TEXAS INDEPENDENCE HLTH PLAN INC
56014	THRIVENT FINANCIAL FOR LUTHERANS
12239	TIMBER PRODUCTS MANUFACTURERS TRUST
77674	TOWN & COUNTRY LIFE INS CO DBA SAMER
56006	TRAVELERS PROTECTIVE ASSN OF AMER
16593	TROY HLTH INC
14225	TRUSTED HLTH PLAN DC INC
16363	TSG GUARD INC
14243	ULTIMATE HLTH PLANS INC
16689	UMPQUA HLTH ALLIANCE LLC
11121	UNIFIED LIFE INS CO
52553	UNION HLTH SERV INC
54127	UNION MEDICAL CENTER
42129	UNITED SECURITY ASSUR CO OF PA
56456	UNITED STATES LETTER CARRIERS MUT BE
56413	UNITED TRANSPORTATION UNION INS ASSN
70130	UNIVERSAL GUAR LIFE INS CO
47953	UNIVERSITY HLTH ALLIANCE
83666	USA INS CO
95764	UTMB HLTH PLANS INC
95612	VIRGINIA PREMIER HLTH PLAN INC
95322	VIVA HLTH INC

# ACCIDENT AND HEALTH INSURANCE INDUSTRY

## 2022 MARKET SHARE REPORT

### INDEX OF COMPANIES

Companies Not Affiliated With a Group  
by Company Name

Individual Company Code	Company Name
57711	WESTERN CATHOLIC UNION
16655	WESTERN OREGON ADVANCED HLTH LLC
68420	WMI MUT INS CO
57320	WOODMEN WORLD LIFE INS SOC
57290	WORKMENS BENEFIT FUND OF THE USA
16657	YAMHILL CNTY CARE INC