

Statistical Compilation of Annual Statement Information for Life/Fraternal Insurance Companies in 2019

2020



National Association of
Insurance Commissioners

The NAIC is the authoritative source for insurance industry information. Our expert solutions support the efforts of regulators, insurers and researchers by providing detailed and comprehensive insurance information. The NAIC offers a wide range of publications in the following categories:

Accounting & Reporting

Information about statutory accounting principles and the procedures necessary for filing financial annual statements and conducting risk-based capital calculations.

Consumer Information

Important answers to common questions about auto, home, health and life insurance — as well as buyer's guides on annuities, long-term care insurance and Medicare supplement plans.

Financial Regulation

Useful handbooks, compliance guides and reports on financial analysis, company licensing, state audit requirements and receiverships.

Legal

Comprehensive collection of NAIC model laws, regulations and guidelines; state laws on insurance topics; and other regulatory guidance on antifraud and consumer privacy.

Market Regulation

Regulatory and industry guidance on market-related issues, including antifraud, product filing requirements, producer licensing and market analysis.

NAIC Activities

NAIC member directories, in-depth reporting of state regulatory activities and official historical records of NAIC national meetings and other activities.

Special Studies

Studies, reports, handbooks and regulatory research conducted by NAIC members on a variety of insurance related topics.

Statistical Reports

Valuable and in-demand insurance industry-wide statistical data for various lines of business, including auto, home, health and life insurance.

Supplementary Products

Guidance manuals, handbooks, surveys and research on a wide variety of issues.

Capital Markets & Investment Analysis

Information regarding portfolio values and procedures for complying with NAIC reporting requirements.

White Papers

Relevant studies, guidance and NAIC policy positions on a variety of insurance topics.

For more information about NAIC publications, visit us at:

http://www.naic.org/prod_serv_home.htm

© 2020 National Association of Insurance Commissioners. All rights reserved.

ISBN: 978-1-64179-109-0

Printed in the United States of America

No part of this book may be reproduced, stored in a retrieval system, or transmitted in any form or by any means, electronic or mechanical, including photocopying, recording, or any storage or retrieval system, without written permission from the NAIC.

NAIC Executive Office
444 North Capitol Street, NW
Suite 700
Washington, DC 20001
202.471.3990

NAIC Central Office
1100 Walnut Street
Suite 1500
Kansas City, MO 64106
816.842.3600

NAIC Capital Markets
& Investment Analysis Office
One New York Plaza, Suite 4210
New York, NY 10004
212.398.9000

**Statistical Compilation of Annual Statement Information for
Life/Fraternal Insurance Companies in 2019**

TABLE OF CONTENTS

	<u>2019 Report Page</u>
INTRODUCTION.....	1
Report Format.....	1
Aggregation of Data.....	1
Crosschecks and Balances.....	2
Prior Year Data.....	2
Qualifications.....	2
 ANNUAL STATEMENT FINANCIAL DATA	 3
 <u>2019 Annual</u>	
<u>Statement Page</u>	<u>2019 Report Page</u>
2 Aggregate Assets 2019	5
Graph—2019 Distribution of Assets	7
2 Aggregate Assets 2018	9
2 Aggregate Assets 2017	10
2 Aggregate Assets 2016	11
2 Aggregate Assets 2015	12
3 Aggregate Liabilities, Surplus and Other Funds 2019.....	13
3 Aggregate Liabilities, Surplus and Other Funds 2018.....	14
3 Aggregate Liabilities, Surplus and Other Funds 2017.....	15
3 Aggregate Liabilities, Surplus and Other Funds 2016.....	16
3 Aggregate Liabilities, Surplus and Other Funds 2015.....	17
4 Aggregate Summary of Operations 2019.....	18
4 Aggregate Summary of Operations 2018.....	19
4 Aggregate Summary of Operations 2017.....	20
4 Aggregate Summary of Operations 2016.....	21
4 Aggregate Summary of Operations 2015.....	22
Graphs—2010–2019 Assets; 2010–2019 Capital and Surplus; 2010–2019 Net Income	23
6 Aggregate Analysis of Operations by Lines of Business.....	25
Table—Aggregate Analysis of Operations by Lines of Business Historical 2010–2019	26
7.1 Aggregate Analysis of Increase in Reserves – Individual Life.....	27
7.2 Aggregate Analysis of Increase in Reserves – Group Life.....	28
7.3 Aggregate Analysis of Increase in Reserves – Individual Annuities.....	29
7.4 Aggregate Analysis of Increase in Reserves – Group Annuities	30
8 Aggregate Exhibit of Net Investment Income	31
8 Aggregate Exhibit of Capital Gains (Losses)	31
9 Aggregate Exhibit 1 – Part 1 – Premiums and Annuity Considerations for Life and Accident and Health Contracts	32
10 Aggregate Exhibit 1 – Part 2 – Dividends and Coupons Applied, Reinsurance Commissions and Expenses.....	33
11 Aggregate Exhibit 2 – General Expenses	34
11 Aggregate Exhibit 3 – Taxes, Licenses and Fees (Excluding Federal Income Taxes)	34
11 Aggregate Exhibit 4 – Dividends or Refunds.....	34
14 Aggregate Exhibit 6 – Aggregate Reserves for Accident and Health Contracts	35
15 Aggregate Exhibit 7 – Deposit-Type Contracts.....	36

16	Aggregate Exhibit 8 – Claims for Life and Accident and Health Contracts – Part 1 – Liability End of Current Year.....	37
----	--	----

2019 Annual

<u>Statement Page</u>		<u>2019 Report Page</u>
17	Aggregate Exhibit 8 – Claims for Life and Accident and Health Contracts – Part 2 – Incurred During the Year.....	38
18	Aggregate Exhibit of Nonadmitted Assets.....	39
	Table—Historical Premium Volume 2010–2019	40
SI01	Aggregate Summary Investment Schedule	41
25	Aggregate Exhibit of Life Insurance.....	42
26	Aggregate Exhibit of Life Insurance (Continued)	43
27	Aggregate Exhibit of Number of Policies, Contracts, Certificates, Income Payable and Account Values in Force for Supplementary Contracts, Annuities, Accident & Health and Other Policies	44
SI04	Aggregate Schedule D – Long-Term Bonds and Stocks Owned (Summary by Country).....	45
SI05-07	Aggregate Schedule D – Part 1A, Section 1 – Quality and Maturity of All Bonds.....	46
	Graph—2010–2019 Maturity Distribution of Bonds.....	50
	Graph—2010–2019 Publicly Traded vs. Privately Placed Bonds	52
SI08-09	Aggregate Schedule D – Part 1A, Section 2 – Maturity Distribution of All Bonds	54
37	Aggregate Schedule H – Part 1 – Accident and Health Exhibit; Analysis of Underwriting Operations	56
38	Aggregate Schedule H – Part 2 – Accident and Health Exhibit; Reserves and Liabilities	57
38	Aggregate Schedule H – Part 3 – Accident and Health Exhibit; Test of Prior Year’s Claim Reserves and Liabilities	57
38	Aggregate Schedule H – Part 4 – Accident and Health Exhibit; Reinsurance.....	57
39	Aggregate Schedule H – Part 5 – Accident and Health Exhibit; Health Claims	58
47	Aggregate Schedule S – Part 6 – Five-Year Exhibit of Reinsurance Ceded Business	59
22	Aggregate Five – Year Historical Data.....	60
	Technical Notes	61
	STATE AND COUNTRYWIDE INSURANCE DATA.....	62

2019 Annual

<u>Statement Page</u>		<u>2019 Report Page</u>
49	Schedule T – Exhibit of Premiums Written.....	64
50	Schedule T – Part 2 – Interstate Compact Products – Exhibit of Premiums Written	65
Supp31	Medicare Part D Coverage Supplement.....	66
	Map—2019 Direct Written Premium Volume by State.....	68
	Graph—2010–2019 Total Direct Written Premiums & Deposit-Type Contracts.....	70
24	Life Insurance (State Page) By Line – Total (All U.S. States and Territories, Canada, Aggregate Other Alien).....	72
24	Life Insurance (State Page) By Line – Alabama.....	73
24	Life Insurance (State Page) By Line – Alaska	74
24	Life Insurance (State Page) By Line – Arizona	75
24	Life Insurance (State Page) By Line – Arkansas	76
24	Life Insurance (State Page) By Line – California.....	77
24	Life Insurance (State Page) By Line – Colorado	78
24	Life Insurance (State Page) By Line – Connecticut.....	79
24	Life Insurance (State Page) By Line – Delaware.....	80
24	Life Insurance (State Page) By Line – District of Columbia.....	81
24	Life Insurance (State Page) By Line – Florida	82
24	Life Insurance (State Page) By Line – Georgia	83

STATE AND COUNTRYWIDE INSURANCE DATA (Continued)

2019 Annual

Statement Page

2019 Report Page

24	Life Insurance (State Page) By Line – Hawaii	84
24	Life Insurance (State Page) By Line – Idaho	85
24	Life Insurance (State Page) By Line – Illinois.....	86
24	Life Insurance (State Page) By Line – Indiana	87
24	Life Insurance (State Page) By Line – Iowa.....	88
24	Life Insurance (State Page) By Line – Kansas	89
24	Life Insurance (State Page) By Line – Kentucky	90
24	Life Insurance (State Page) By Line – Louisiana	91
24	Life Insurance (State Page) By Line – Maine.....	92
24	Life Insurance (State Page) By Line – Maryland	93
24	Life Insurance (State Page) By Line – Massachusetts.....	94
24	Life Insurance (State Page) By Line – Michigan.....	95
24	Life Insurance (State Page) By Line – Minnesota	96
24	Life Insurance (State Page) By Line – Mississippi.....	97
24	Life Insurance (State Page) By Line – Missouri.....	98
24	Life Insurance (State Page) By Line – Montana.....	99
24	Life Insurance (State Page) By Line – Nebraska.....	100
24	Life Insurance (State Page) By Line – Nevada.....	101
24	Life Insurance (State Page) By Line – New Hampshire	102
24	Life Insurance (State Page) By Line – New Jersey	103
24	Life Insurance (State Page) By Line – New Mexico	104
24	Life Insurance (State Page) By Line – New York	105
24	Life Insurance (State Page) By Line – North Carolina.....	106
24	Life Insurance (State Page) By Line – North Dakota	107
24	Life Insurance (State Page) By Line – Ohio.....	108
24	Life Insurance (State Page) By Line – Oklahoma	109
24	Life Insurance (State Page) By Line – Oregon.....	110
24	Life Insurance (State Page) By Line – Pennsylvania.....	111
24	Life Insurance (State Page) By Line – Rhode Island.....	112
24	Life Insurance (State Page) By Line – South Carolina.....	113
24	Life Insurance (State Page) By Line – South Dakota	114
24	Life Insurance (State Page) By Line – Tennessee	115
24	Life Insurance (State Page) By Line – Texas	116
24	Life Insurance (State Page) By Line – Utah.....	117
24	Life Insurance (State Page) By Line – Vermont.....	118
24	Life Insurance (State Page) By Line – Virginia.....	119
24	Life Insurance (State Page) By Line – Washington.....	120
24	Life Insurance (State Page) By Line – West Virginia.....	121
24	Life Insurance (State Page) By Line – Wisconsin	122
24	Life Insurance (State Page) By Line – Wyoming	123
24	Life Insurance (State Page) By Line – American Samoa	124
24	Life Insurance (State Page) By Line – Guam	125
24	Life Insurance (State Page) By Line – Northern Mariana Islands	126
24	Life Insurance (State Page) By Line – Puerto Rico	127
24	Life Insurance (State Page) By Line – U.S. Virgin Islands	128
24	Life Insurance (State Page) By Line – Canada	129
24	Life Insurance (State Page) By Line – Aggregate Other Alien	130

Technical Notes	131
-----------------------	-----

SELECTED DATA ELEMENTS FROM COMPANY STATEMENTS	132
How to Locate Companies and Groups	134
Individual Company Data	135
• NAIC Company Code	
• Company Name	
• State of Domicile	
• Total Assets	
• Capital and Surplus	
• Direct Premium and Annuity Considerations	
• Net Premium and Annuity Considerations	
• Net Investment Income	
• Total Income	
• Total Benefits, Endowments, Conversions and Payments	
• Direct and Assumed Commissions	
• General Insurance Expenses	
• Insurance Taxes, Licenses and Fees	
• Dividends to Policyholders	
• Federal and Foreign Taxes Incurred	
• Net Gain from Operations	
• Net Realized Capital Gains	
• Net Income	
• Total Amount of Insurance	
Technical Notes	189
INDEX OF COMPANIES	190
WORKERS' COMPENSATION SUPPLEMENT	212
Supp 21 Underwriting and Investment Exhibit	
Part 1 – Premiums Earned	214
Part 2 – Premiums Written	214
Part 3 – Losses Paid and Incurred.....	214
Part 4 – Unpaid Losses Paid and Loss Adjustment Expenses	214
Supp 23 Schedule P – Part 1	215
Supp 24 Schedule P – Part 2	216
Supp 24 Schedule P – Part 3	216
Supp 25 Schedule P – Part 4	217
Supp 25 Schedule P – Part 5 – Section 1	217
Supp 25 Schedule P – Part 5 – Section 2	217
Supp 25 Schedule P – Part 5 – Section 3	217
Supp 26 Schedule P – Part 6 – Section 1	218
Supp 26 Schedule P – Part 6 – Section 2	218
INDEX OF COMPANIES FILING 2019 WORKERS' COMPENSATION SUPPLEMENT	219

INTRODUCTION

This *Statistical Compilation of Annual Statement Information for Life/Fraternal Insurance Companies in 2019* has been created to fill a need for industrywide totals from the NAIC annual statement databases. These data, by being readily available as a reference, will satisfy a wide range of needs and uses.

Report Format

This report contains four major sections:

Annual Statement Financial Data

- The first section consists of aggregate countrywide financial data, presented in annual statement format for Assets, Liabilities, Summary of Operations, Analysis of Operations by Line of Business, Analysis of Increase in Reserves During the Year, Exhibits 1–8, Exhibit of Nonadmitted Assets, Summary Investment Schedule, Exhibit of Life Insurance, Exhibit of Number of Policies, Contracts, Certificates, Schedule D, Schedule H, Schedule S, and Five-Year Historical Data.

State and Countrywide Insurance Data

- The second section consists primarily of 2019 direct insurance data from Schedule T and the state page (annual statement, p. 24). Direct life insurance premiums, annuity considerations, deposit-type funds, dividends to policyholders, and claims and benefits paid are shown by line of insurance by state. Direct accident and health insurance premiums, dividends paid, and losses paid and incurred are also shown by line of business and by state.

Selected Data Elements from Company Statements

- The third section consists of selected 2019 data elements from company annual statements. The annual statement sources for these data are listed in the technical notes. An index is available to facilitate locating companies that are included in a group.

Workers' Compensation Supplement

- The fourth section consists of the 2019 Workers' Compensation Supplement from company annual statements. An index is available that lists companies used in compiling the aggregated data.

This compilation is aggregated from company life/health annual statements filed with the NAIC. Accident and health data are not included from companies filing property/casualty (P/C), fraternal or health annual statements.

Comments on this report are encouraged so that the report will continue to evolve to meet the needs of NAIC members and other users. These data are maintained in NAIC databases and are available for additional application development.

Aggregation of Data

This report utilizes the term “aggregated” to describe data developed by summing the annual statements of individual companies.

Crosschecks and Balances

Aggregated data are developed from the annual statements of 787 individual companies. The level of precision that is possible with an individual company statement is not possible with industry aggregated data.

The most important difference is that a significant number of company annual statements are added to and deleted from the NAIC annual statement database each year. Therefore, the ending capital and surplus for the prior year cannot and should not equal the beginning capital and surplus for the current year.

Also, while every effort has been made to ensure that all significant errors and omissions in annual statements have been identified and resolved, certain anomalous data do exist. Most anomalies will be identified and resolved prior to publication of the final report. However, in some instances, explanations might be provided by insurance companies, resulting in maintaining the anomalous figures.

To minimize anomalous results, certain statement pages might be excluded from this *Statistical Compilation*. The section displaying selected data elements for individual companies provides a complete listing of companies included in this *Statistical Compilation*.

Prior Year Data

Individual aggregated annual statement pages for Assets, Liabilities and Summary of Operations (annual statement, pp. 2, 3 and 4) from annual statements submitted for years 2015 through 2019 are included in this publication. The aggregated Analysis of Operations by Lines of Business (annual statement, p. 6) contains data from annual statements submitted for years 2010 through 2019.

Qualifications

The accuracy of the reports included in this publication depends on the accuracy of the information contained in the annual statements filed by insurers. The NAIC system cannot always identify a misstatement in accordance with statutory requirements or errors in identifying securities. Even though the data elements used to prepare the reports are extracted from annual statements filed with the NAIC, the NAIC cannot guarantee their accuracy.

While the NAIC exercises a great deal of care in capturing data from annual statements and producing various reports, as with any statistical project of a significant magnitude, errors can occur. Consequently, the NAIC makes no representations or warranties with respect to the accuracy of the data and statistics in this report.

Please send any questions regarding this report to researchrequest@naic.org. Links to this report and other NAIC reports can be found on the NAIC website at: [NAIC Publications](#).

Annual Statement Financial Data

LIFE INSURANCE INDUSTRY AGGREGATES

ANNUAL STATEMENT FOR THE YEAR 2019 OF THE

(Name)

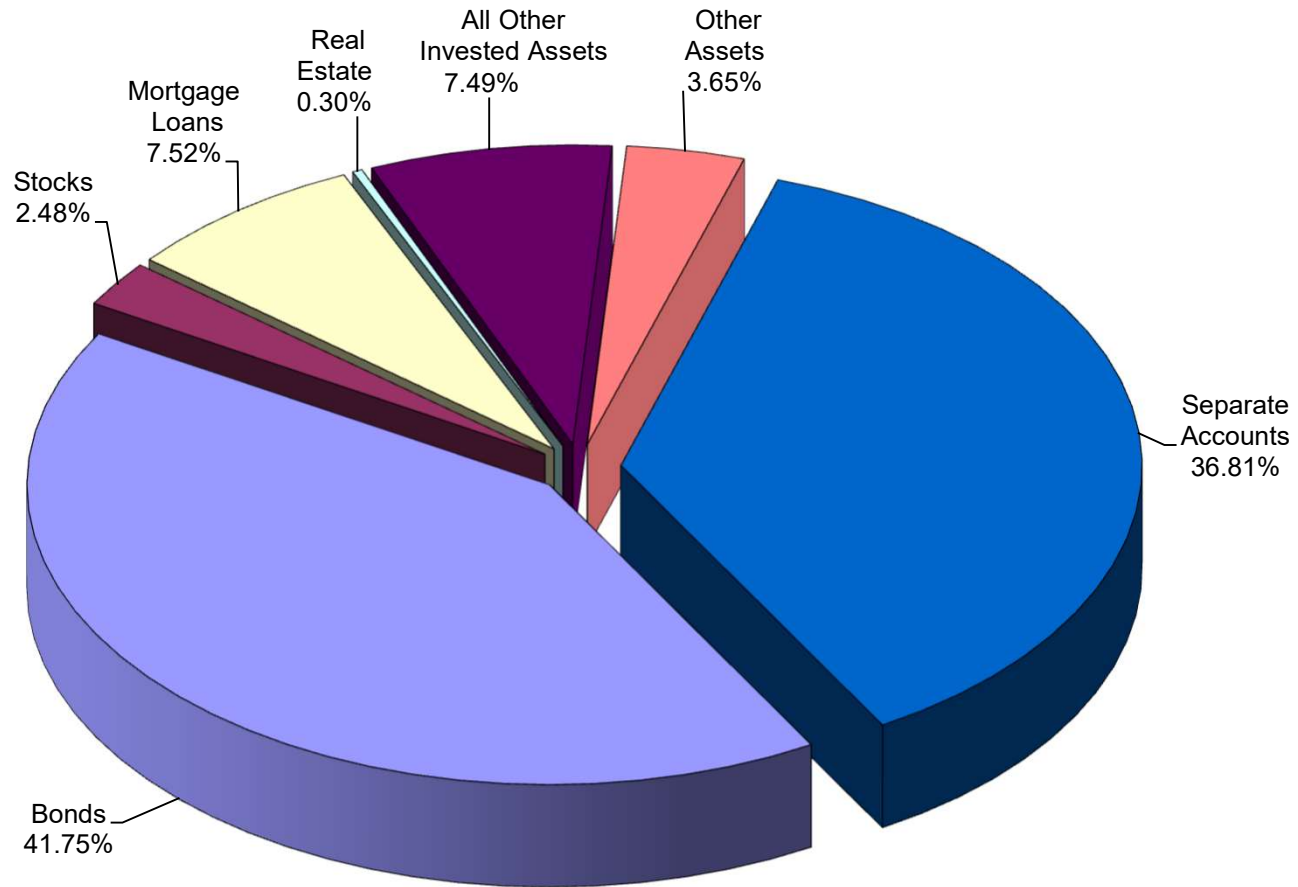
2

(000's)

2019 Annual Statement Year ASSETS	Current Year				Prior Year
	1	2	3	Percent of Net Admitted Assets to Total Assets	4
	Assets	Nonadmitted Assets	Net Admitted Assets (Cols 1 - 2)		Net Admitted Assets
01. Bonds (Schedule D)	3,213,776,957	40,993	3,213,735,963	41.75	3,103,459,827
02. Stocks (Schedule D):					
02.1. Preferred stocks	13,704,325	625	13,703,699	0.18	12,853,199
02.2. Common stocks	179,106,598	2,291,814	176,814,784	2.30	159,997,930
03. Mortgage loans on real estate (Schedule B)					
03.1. First liens	570,370,104	15,660	570,354,444	7.41	525,002,775
03.2. Other than first liens	8,271,477	0	8,271,477	0.11	8,946,331
04. Real estate (Schedule A)					
04.1. Properties occupied by the company (less encumbrances)	6,111,249	8,929	6,102,320	0.08	6,015,902
04.2. Properties held for the production of income (less encumbrances)	16,115,912	34,102	16,081,811	0.21	14,195,321
04.3. Properties held for sale (less encumbrances)	1,135,285	23,757	1,111,528	0.01	497,871
05. Cash, cash equivalents and short-term investments	123,691,338	73,759	123,617,579	1.61	106,932,561
06. Contract loans (including premium notes)	134,059,347	156,904	133,902,443	1.74	132,072,356
07. Derivatives (Schedule DB)	79,671,902	43,705	79,628,197	1.03	56,452,407
08. Other invested assets (Schedule BA)	215,005,728	1,906,341	213,099,387	2.77	193,378,350
09. Receivables for securities	5,094,245	4,699	5,089,546	0.07	4,627,020
10. Securities lending reinvested collateral assets (Schedule DL)	16,156,758	0	16,156,758	0.21	13,169,662
11. Aggregate write-ins for invested assets	5,428,623	113,176	5,315,447	0.07	4,454,027
12. Subtotals, cash and invested assets (Lines 1 to 11)	4,587,699,846	4,714,465	4,582,985,381	59.54	4,342,055,537
13. Title plants less charged off (for Title insurers only)	0	0	0	0.00	0
14. Investment income due and accrued	41,896,385	50,399	41,845,986	0.54	41,118,365
15. Premiums and considerations					
15.1. Uncollected prems & agents' balances in the course of collection	18,809,806	1,120,633	17,689,172	0.23	17,043,836
15.2. Deferred premiums, agents' balances and installments booked but deferred and not yet due	17,133,187	60,421	17,072,766	0.22	16,442,209
15.3. Accrued retrospective premiums (\$) and contracts subject to redetermination	1,325,966	6,089	1,319,877	0.02	1,166,449
16. Reinsurance					
16.1. Amounts recoverable from reinsurers	10,085,996	110,706	9,975,290	0.13	9,138,825
16.2. Funds held by or deposited with reinsured companies	64,560,543	0	64,560,543	0.84	58,791,598
16.3. Other amounts receivable under reinsurance contracts	15,487,442	40,012	15,447,431	0.20	15,727,316
17. Amounts receivable relating to uninsured plans	3,537,562	115,561	3,422,001	0.04	2,175,121
18.1. Current federal & foreign income tax recoverable & interest thereon	4,038,183	215,566	3,822,617	0.05	7,127,919
18.2. Net deferred tax asset	53,321,598	26,065,981	27,255,616	0.35	27,428,400
19. Guaranty funds receivable or on deposit	1,142,135	3,124	1,139,011	0.01	1,239,710
20. Electronic data processing equipment and software	5,644,846	4,871,197	773,649	0.01	758,964
21. Furniture and equipment, including health care delivery assets	1,853,038	1,850,228	2,810	0.00	2,792
22. Net adjustment in assets and liabilities due to foreign exchange rates	200	0	200	0.00	27
23. Receivables from parent, subsidiaries and affiliates	9,812,366	137,062	9,675,304	0.13	10,075,226
24. Health care and other amounts receivable	5,350,194	1,162,413	4,187,781	0.05	3,546,746
25. Aggregate write-ins for other than invested assets	72,840,068	9,799,211	63,040,857	0.82	49,240,427
26. Total assets excluding Separate Accounts, Segregated Accounts and Protected Cell Accounts (Lines 12 to 25)	4,914,539,361	50,323,070	4,864,216,290	63.19	4,603,079,469
27. From Separate Accounts, Segregated Accounts and Protected Cell Accounts	2,833,386,839	3	2,833,386,836	36.81	2,492,500,159
28. Totals (Lines 26 and 27)	7,747,926,199	50,323,073	7,697,603,126	100.00	7,095,579,628

AGGREGATED LIFE INSURANCE INDUSTRY 2019

Distribution of Net Admitted Assets



LIFE INSURANCE INDUSTRY AGGREGATES

ANNUAL STATEMENT FOR THE YEAR 2018 OF THE

(Name)

2

(000's)

2018 Annual Statement Year ASSETS	Current Year				Prior Year
	1 Assets	2 Nonadmitted Assets	3 Net Admitted Assets (Cols 1 - 2)	Percent of Net Admitted Assets to Total Assets	4 Net Admitted Assets
01. Bonds (Schedule D)	2,999,832,603	49,513	2,999,783,090	43.27	2,991,529,700
02. Stocks (Schedule D):					
02.1. Preferred stocks	12,310,099	500	12,309,599	0.18	10,513,927
02.2. Common stocks	158,004,296	2,356,612	155,647,684	2.25	164,222,760
03. Mortgage loans on real estate (Schedule B)					
03.1. First liens	512,598,100	1,857	512,596,243	7.39	468,555,091
03.2. Other than first liens	8,945,648	596	8,945,052	0.13	8,586,223
04. Real estate (Schedule A)					
04.1. Properties occupied by the company (less encumbrances)	5,853,521	5,277	5,848,244	0.08	6,049,023
04.2. Properties held for the production of income (less encumbrances)	14,135,744	35,909	14,099,835	0.20	16,961,467
04.3. Properties held for sale (less encumbrances)	492,407	10,719	481,688	0.01	530,118
05. Cash , cash equivalents and short-term investments	105,053,485	627	105,052,858	1.52	106,077,980
06. Contract loans (including premium notes)	129,333,444	151,124	129,182,320	1.86	128,895,019
07. Derivatives (Schedule DB)	56,423,410	0	56,423,410	0.81	58,832,061
08. Other invested assets (Schedule BA)	189,856,251	2,106,166	187,750,086	2.71	175,404,193
09. Receivables for securities	4,549,436	5,297	4,544,139	0.07	5,315,103
10. Securities lending reinvested collateral assets (ScheduleDL)	12,576,498	0	12,576,498	0.18	16,870,247
11. Aggregate write-ins for invested assets	4,465,061	12,845	4,452,215	0.06	6,383,253
12. Subtotals, cash and invested assets (Lines 1 to 11)	4,214,430,004	4,737,042	4,209,692,962	60.73	4,164,726,166
13. Title plants less charged off (for Title insurers only)	0	0	0	0.00	0
14. Investment income due and accrued	40,081,384	49,562	40,031,822	0.58	38,443,239
15. Premiums and considerations					
15.1. Uncollected prems & agents' balances in the course of collection	18,112,229	1,098,403	17,013,825	0.25	15,344,553
15.2. Deferred premiums, agents' balances and installments booked but deferred and not yet due	16,278,086	58,290	16,219,796	0.23	16,107,446
15.3. Accrued retrospective premiums (\$) and contracts subject to redeter	1,167,805	1,355	1,166,449	0.02	1,207,298
16. Reinsurance					
16.1. Amounts recoverable from reinsurers	9,188,133	51,934	9,136,200	0.13	9,210,335
16.2. Funds held by or deposited with reinsured companies	58,910,024	0	58,910,024	0.85	60,377,243
16.3. Other amounts receivable under reinsurance contracts	15,663,736	55,099	15,608,636	0.23	12,046,250
17. Amounts receivable relating to uninsured plans	2,276,322	101,251	2,175,071	0.03	1,888,460
18.1. Current federal & foreign income tax recoverable & interest thereon	7,697,415	524,389	7,173,026	0.10	7,493,339
18.2. Net deferred tax asset	51,493,854	24,052,178	27,441,675	0.40	25,514,778
19. Guaranty funds receivable or on deposit	1,244,330	3,685	1,240,645	0.02	1,377,565
20. Electronic data processing equipment and software	5,262,677	4,529,001	733,676	0.01	695,613
21. Furniture and equipment, including health care delivery assets	1,522,346	1,519,670	2,677	0.00	3,084
22. Net adjustment in assets and liabilities due to foreign exchange rates	27	0	27	0.00	95
23. Receivables from parent, subsidiaries and affiliates	10,160,391	100,692	10,059,699	0.15	11,391,430
24. Health care and other amounts receivable	4,620,811	1,075,720	3,545,091	0.05	2,872,514
25. Aggregate write-ins for other than invested assets	60,385,409	11,160,301	49,225,108	0.71	47,125,278
26. Total assets excluding Separate Accounts, Segregated Accounts and Protected Cell Accounts (Lines 12 to 25)	4,518,494,982	49,118,574	4,469,376,408	64.47	4,415,824,686
27. From Separate Accounts, Segregated Accounts and Protected Cell Accounts	2,462,921,768	35	2,462,921,733	35.53	2,712,153,479
28. Totals (Lines 26 and 27)	6,981,416,750	49,118,609	6,932,298,141	100.00	7,127,978,164

LIFE INSURANCE INDUSTRY AGGREGATES

ANNUAL STATEMENT FOR THE YEAR 2017 OF THE

(Name)

2

(000's)

2017 Annual Statement Year ASSETS	Current Year				Prior Year
	1 Assets	2 Nonadmitted Assets	3 Net Admitted Assets (Cols 1 - 2)	Percent of Net Admitted Assets to Total Assets	4 Net Admitted Assets
01. Bonds (Schedule D)	2,983,284,197	15,590	2,983,268,607	41.92	2,874,290,900
02. Stocks (Schedule D):					
02.1. Preferred stocks	10,514,092	856	10,513,237	0.15	9,711,210
02.2. Common stocks	166,039,714	1,735,603	164,304,111	2.31	156,763,506
03. Mortgage loans on real estate (Schedule B)					
03.1. First liens	468,469,673	7,990	468,461,683	6.58	429,976,447
03.2. Other than first liens	8,586,998	776	8,586,223	0.12	7,607,366
04. Real estate (Schedule A)					
04.1. Properties occupied by the company (less encumbrances)	6,051,589	2,566	6,049,023	0.09	5,969,116
04.2. Properties held for the production of income (less encumbrances)	16,991,437	37,615	16,953,822	0.24	17,587,339
04.3. Properties held for sale (less encumbrances)	543,487	13,307	530,180	0.01	881,486
05. Cash, cash equivalents and short-term investments	105,067,956	166	105,067,790	1.48	101,833,056
06. Contract loans (including premium notes)	129,030,804	136,853	128,893,951	1.81	126,849,401
07. Derivatives (Schedule DB)	58,661,480	0	58,661,480	0.82	62,013,734
08. Other invested assets (Schedule BA)	177,693,707	2,349,073	175,344,634	2.46	158,752,325
09. Receivables for securities	5,287,684	9,484	5,278,200	0.07	3,888,524
10. Securities lending reinvested collateral assets (ScheduleDL)	16,870,247	0	16,870,247	0.24	12,627,308
11. Aggregate write-ins for invested assets	6,363,833	10,950	6,352,883	0.09	7,970,588
12. Subtotals, cash and invested assets (Lines 1 to 11)	4,159,456,899	4,320,828	4,155,136,071	58.39	3,976,722,306
13. Title plants less charged off (for Title insurers only)	0	0	0	0.00	0
14. Investment income due and accrued	38,400,852	47,447	38,353,406	0.54	37,753,447
15. Premiums and considerations					
15.1. Uncollected prems & agents' balances in the course of collection	16,259,970	936,362	15,323,609	0.22	13,416,524
15.2. Deferred premiums, agents' balances and installments booked but deferred and not yet due	16,164,643	57,198	16,107,445	0.23	15,820,205
15.3. Accrued retrospective premiums (\$) and contracts subject to redetermination	1,209,234	1,936	1,207,298	0.02	1,147,607
16. Reinsurance					
16.1. Amounts recoverable from reinsurers	9,344,461	26,505	9,317,956	0.13	9,401,162
16.2. Funds held by or deposited with reinsured companies	59,824,473	0	59,824,473	0.84	57,887,256
16.3. Other amounts receivable under reinsurance contracts	12,384,140	161,103	12,223,037	0.17	9,710,202
17. Amounts receivable relating to uninsured plans	2,230,515	342,055	1,888,460	0.03	2,044,479
18.1. Current federal & foreign income tax recoverable & interest thereon	7,887,874	388,144	7,499,730	0.11	4,396,818
18.2. Net deferred tax asset	48,575,657	23,193,864	25,381,793	0.36	39,708,315
19. Guaranty funds receivable or on deposit	1,377,254	4,091	1,373,163	0.02	865,848
20. Electronic data processing equipment and software	5,479,659	4,784,047	695,612	0.01	673,602
21. Furniture and equipment, including health care delivery assets	1,544,617	1,541,532	3,085	0.00	3,250
22. Net adjustment in assets and liabilities due to foreign exchange rates	609	514	95	0.00	32
23. Receivables from parent, subsidiaries and affiliates	11,334,988	152,289	11,182,699	0.16	7,645,940
24. Health care and other amounts receivable	4,025,324	1,154,045	2,871,279	0.04	2,696,475
25. Aggregate write-ins for other than invested assets	56,037,592	10,168,790	45,868,802	0.64	48,863,476
26. Total assets excluding Separate Accounts, Segregated Accounts and Protected Cell Accounts (Lines 12 to 25)	4,451,538,762	47,280,750	4,404,258,011	61.89	4,228,756,945
27. From Separate Accounts, Segregated Accounts and Protected Cell Accounts	2,712,153,585	106	2,712,153,479	38.11	2,492,838,390
28. Totals (Lines 26 and 27)	7,163,692,347	47,280,857	7,116,411,490	100.00	6,721,595,335

LIFE INSURANCE INDUSTRY AGGREGATES

ANNUAL STATEMENT FOR THE YEAR 2016 OF THE

(Name)

2

(000's)

2016 Annual Statement Year ASSETS	Current Year				Prior Year
	1 Assets	2 Nonadmitted Assets	3 Net Admitted Assets (Cols 1 - 2)	Percent of Net Admitted Assets to Total Assets	4 Net Admitted Assets
01. Bonds (Schedule D)	2,874,534,041	451,584	2,874,082,457	42.76	2,747,100,706
02. Stocks (Schedule D):					
02.1. Preferred stocks	9,714,563	856	9,713,707	0.14	9,724,631
02.2. Common stocks	158,191,092	1,653,063	156,538,029	2.33	146,108,187
03. Mortgage loans on real estate (Schedule B)					
03.1. First liens	430,101,455	16,020	430,085,434	6.40	397,378,872
03.2. Other than first liens	7,608,265	899	7,607,366	0.11	6,842,297
04. Real estate (Schedule A)					
04.1. Properties occupied by the company (less encumbrances)	5,974,813	3,086	5,971,727	0.09	5,459,381
04.2. Properties held for the production of income (less encumbrances)	17,632,305	36,619	17,595,687	0.26	17,802,472
04.3. Properties held for sale (less encumbrances)	896,597	11,985	884,612	0.01	444,158
05. Cash, cash equivalents and short-term investments	101,880,018	324	101,879,694	1.52	101,544,315
06. Contract loans (including premium notes)	126,976,338	123,487	126,852,851	1.89	126,846,534
07. Derivatives (Schedule DB)	62,013,734	0	62,013,734	0.92	53,830,051
08. Other invested assets (Schedule BA)	161,201,495	2,350,468	158,851,028	2.36	155,368,004
09. Receivables for securities	3,892,003	3,388	3,888,614	0.06	2,331,041
10. Securities lending reinvested collateral assets (Schedule DL)	12,627,415	0	12,627,415	0.19	11,727,252
11. Aggregate write-ins for invested assets	7,984,073	13,100	7,970,973	0.12	4,068,786
12. Subtotals, cash and invested assets (Lines 1 to 11)	3,981,228,207	4,664,879	3,976,563,329	59.16	3,786,576,687
13. Title plants less charged off (for Title insurers only)	0	0	0	0.00	0
14. Investment income due and accrued	37,815,621	59,808	37,755,813	0.56	36,050,400
15. Premiums and considerations					
15.1. Uncollected prems & agents' balances in the course of collection	14,314,908	910,617	13,404,291	0.20	14,304,301
15.2. Deferred premiums, agents' balances and installments booked but deferred and not yet due	15,817,936	61,842	15,756,094	0.23	15,996,926
15.3. Accrued retrospective premiums (\$) and contracts subject to redemptions	1,270,268	122,661	1,147,607	0.02	801,055
16. Reinsurance					
16.1. Amounts recoverable from reinsurers	9,422,088	20,828	9,401,260	0.14	7,543,134
16.2. Funds held by or deposited with reinsured companies	58,350,567	0	58,350,567	0.87	46,584,560
16.3. Other amounts receivable under reinsurance contracts	9,753,073	54,528	9,698,545	0.14	8,439,644
17. Amounts receivable relating to uninsured plans	2,202,051	157,572	2,044,479	0.03	3,112,497
18.1. Current federal & foreign income tax recoverable & interest thereon	4,683,793	301,198	4,382,595	0.07	4,947,731
18.2. Net deferred tax asset	82,104,765	42,395,035	39,709,730	0.59	37,182,708
19. Guaranty funds receivable or on deposit	867,335	1,487	865,848	0.01	873,632
20. Electronic data processing equipment and software	5,493,670	4,820,102	673,568	0.01	737,786
21. Furniture and equipment, including health care delivery assets	1,347,902	1,344,653	3,250	0.00	3,248
22. Net adjustment in assets and liabilities due to foreign exchange rates	32	0	32	0.00	106
23. Receivables from parent, subsidiaries and affiliates	7,812,635	162,453	7,650,183	0.11	8,180,596
24. Health care and other amounts receivable	3,780,157	1,083,289	2,696,868	0.04	2,700,741
25. Aggregate write-ins for other than invested assets	58,217,561	9,343,037	48,874,523	0.73	41,915,034
26. Total assets excluding Separate Accounts, Segregated Accounts and Protected Cell Accounts (Lines 12 to 25)	4,294,482,570	65,503,990	4,228,978,581	62.91	4,015,950,787
27. From Separate Accounts, Segregated Accounts and Protected Cell Accounts	2,492,838,517	127	2,492,838,390	37.09	2,412,951,232
28. Totals (Lines 26 and 27)	6,787,321,088	65,504,117	6,721,816,971	100.00	6,428,902,019

LIFE INSURANCE INDUSTRY AGGREGATES

ANNUAL STATEMENT FOR THE YEAR 2015 OF THE

(000's)

(Name)

2

2015 Annual Statement Year ASSETS	Current Year				Prior Year
	1 Assets	2 Nonadmitted Assets	3 Net Admitted Assets (Cols 1 - 2)	Percent of Net Admitted Assets to Total Assets	4 Net Admitted Assets
01. Bonds (Schedule D)	2,746,676,834	319,698	2,746,357,135	42.71	2,695,438,915
02. Stocks (Schedule D):					
02.1. Preferred stocks	9,725,448	817	9,724,631	0.15	9,201,902
02.2. Common stocks	147,704,099	1,597,966	146,106,133	2.27	147,616,969
03. Mortgage loans on real estate (Schedule B)					
03.1. First liens	397,378,447	5,163	397,373,284	6.18	367,733,303
03.2. Other than first liens	6,844,044	1,748	6,842,297	0.11	5,278,672
04. Real estate (Schedule A)					
04.1. Properties occupied by the company (less encumbrances)	5,459,652	694	5,458,958	0.08	5,485,017
04.2. Properties held for the production of income (less encumbrances)	17,830,451	32,309	17,798,142	0.28	15,954,225
04.3. Properties held for sale (less encumbrances)	455,255	11,538	443,716	0.01	441,160
05. Cash , cash equivalents and short-term investments	103,720,179	1,292	103,718,887	1.61	100,636,797
06. Contract loans (including premium notes)	126,954,935	108,716	126,846,219	1.97	130,133,512
08. Other invested assets (Schedule BA)	158,202,993	2,836,988	155,366,004	2.42	162,323,175
07. Derivatives (Schedule DB)	53,830,051	0	53,830,051	0.84	56,487,932
09. Receivables for securities	2,336,577	3,254	2,333,323	0.04	2,166,228
10. Securities lending reinvested collateral assets (ScheduleDL)	11,684,792	0	11,684,792	0.18	11,156,900
11. Aggregate write-ins for invested assets	4,121,275	14,700	4,106,575	0.06	3,993,500
12. Subtotals, cash and invested assets (Lines 1 to 11)	3,792,925,030	4,934,883	3,787,990,147	58.90	3,714,048,207
13. Title plants less charged off (for Title insurers only)	0	0	0	0.00	0
14. Investment income due and accrued	36,094,828	49,273	36,045,555	0.56	36,129,161
15. Premiums and considerations					
15.1. Uncollected prems & agents' balances in the course of collection	15,028,857	748,033	14,280,824	0.22	13,613,795
15.2. Deferred premiums, agents' balances and installments booked but deferred and not yet due	16,051,413	54,370	15,997,043	0.25	15,476,471
15.3. Accrued retrospective premiums (\$) and contracts subject to redeter	1,069,287	268,233	801,055	0.01	304,102
16. Reinsurance					
16.1. Amounts recoverable from reinsurers	7,772,703	37,913	7,734,791	0.12	7,197,489
16.2. Funds held by or deposited with reinsured companies	46,584,565	0	46,584,565	0.72	44,161,213
16.3. Other amounts receivable under reinsurance contracts	8,774,180	66,834	8,707,346	0.14	8,982,092
17. Amounts receivable relating to uninsured plans	3,187,571	83,253	3,104,319	0.05	3,155,024
18.1. Current federal & foreign income tax recoverable & interest thereon	5,330,182	376,020	4,954,162	0.08	5,201,971
18.2. Net deferred tax asset	76,984,244	39,928,745	37,055,499	0.58	35,938,844
19. Guaranty funds receivable or on deposit	874,798	1,131	873,667	0.01	983,249
20. Electronic data processing equipment and software	5,354,497	4,616,711	737,786	0.01	689,617
21. Furniture and equipment, including health care delivery assets	1,352,405	1,349,156	3,248	0.00	3,950
22. Net adjustment in assets and liabilities due to foreign exchange rates	19,729	0	19,729	0.00	11,524
23. Receivables from parent, subsidiaries and affiliates	8,476,210	264,440	8,211,770	0.13	9,487,121
24. Health care and other amounts receivable	3,806,744	1,105,604	2,701,140	0.04	2,255,856
25. Aggregate write-ins for other than invested assets	50,724,681	8,852,238	41,872,443	0.65	38,691,374
26. Total assets excluding Separate Accounts, Segregated Accounts and Protected Cell Accounts (Lines 12 to 25)	4,080,411,926	62,736,836	4,017,675,090	62.48	3,936,331,062
27. From Separate Accounts, Segregated Accounts and Protected Cell Accounts	2,413,058,607	630	2,413,057,976	37.52	2,423,541,835
28. Totals (Lines 26 and 27)	6,493,470,533	62,737,467	6,430,733,066	100.00	6,359,872,897

LIFE INSURANCE INDUSTRY AGGREGATES

ANNUAL STATEMENT FOR THE YEAR 2019 OF THE

(000's)

(Name)

3

2019 LIABILITIES, SURPLUS AND OTHER FUNDS	Current Year	Prior Year
01. Aggregate reserve for life contracts (Exhibit 5, Line999999) including in Line 6.3	3,036,646,456	2,935,960,826
02. Aggregate reserve for accident and health contracts (Exhibit 7, Line 14, Col.1)	248,469,796	237,737,846
03. Liability for deposit-type contracts (Exhibit 7,Line 14, Col. 1) (including Modco reserve)	348,711,319	330,351,450
04. Contract claims:		
04.1. Life	27,287,254	26,552,727
04.2. Accident and health	24,751,571	23,198,113
05. Policyholders' dividends/refunds to members \$..... and coupons \$..... due and unpaid (Exhibit 4,Line 10)		
06. Provision for policyholders' dividends, refunds to members and coupons payable in following calendar year -- estimated amounts:		
06.1. Policyholders' dividends and refunds to members apportioned for payment (including Modco)		
06.2. Policyholders' dividends and refunds to members not yet apportioned (including Modco)		
06.3. Coupons and similar benefits (including Modco)	741	653
07. Amount provisionally held for deferred dividend policies not included in Line 6	7	8
08. Premiums and annuity considerations for life and accident and health contracts received in advance less discount; including accident and health premium	3,174,897	2,913,070
09. Contract liabilities not included elsewhere		
09.1. Surrender values on canceled contracts	67,788	90,245
09.2. Provision for experience rating refunds, including the liability of accident and heal experience rating refunds of which is for medical loss ratio rebate per the Public Health Service Act	4,837,394	4,952,389
09.3 Other amounts payable on reinsurance, including assumed and ceded	19,976,896	21,426,505
09.4. Interest maintenance reserve	23,892,560	20,449,546
10. Commissions to agents due or accrued-life & annuity contracts, A&H and dep-type contract funds	2,830,263	2,567,645
11. Commissions and expense allowances payable on reinsurance assumed	1,510,937	1,810,055
12. General expenses due or accrued (Exhibit 2, Line 12, Col. 6)	21,086,280	19,374,373
13. Transfers to Separate Accounts due or accrued (net)	(28,767,850)	(29,910,794)
14. Taxes, licenses and fees due or accrued, excluding federal income taxes	2,103,873	2,071,684
15.1. Current federal and foreign income taxes including on realized capital gains (losses)	3,274,058	2,604,271
15.2. Net deferred tax liability	873,099	581,249
16. Unearned investment income	1,071,079	1,025,752
17. Amounts withheld or retained by reporting entity as agent or trustee	8,104,629	6,315,399
18. Amounts held for agents' account, including agents' credit balances	945,340	912,419
19. Remittances and items not allocated	12,545,560	11,008,972
20. Net adjustment in assets and liabilities due to foreign exchange rates	303,687	377,798
21. Liability for benefits for employees and agents if not included above	6,985,443	6,454,294
22. Borrowed money and interest thereon	14,258,972	16,314,805
23. Dividends to stockholders declared and unpaid	421,331	693
24. Miscellaneous liabilities:		
24.01. Asset valuation reserve (AVR, Line 16, Col. 7)	71,998,207	56,368,239
24.02. Reinsurance in unauthorized and certified (\$.....) companies	745,363	609,005
24.03. Funds held under reinsurance treaties with unauthorized and certified (\$..reinsurers	142,724,057	118,949,191
24.04. Payable to parent, subsidiaries and affiliates	11,781,863	8,947,893
24.05. Drafts outstanding	375,194	388,207
24.06. Liability for amounts held under uninsured plans	2,963,477	2,676,735
24.07. Funds held under coinsurance	107,559,423	104,639,203
24.08. Derivatives	44,831,158	25,917,242
24.09. Payable for securities	10,589,782	8,256,760
24.10. Payable for securities lending	44,999,539	43,459,664
24.11. Capital notes and interest thereon	5,463	6,001
25. Aggregate write-ins for liabilities	100,035,805	76,977,527
26. Total liabilities excluding Separate Accounts business (Lines 1 to 25)	4,342,364,116	4,110,580,614
27. From Separate Accounts statement	2,830,441,603	2,489,308,183
28. Total liabilities (Lines 26 and 27)	7,172,805,719	6,599,888,797
29. Common capital stock	3,247,198	3,237,982
30. Preferred capital stock	120,910	146,584
31. Aggregate write-ins for other than special surplus funds	5,106,235	5,198,754
32. Surplus notes	45,897,090	42,184,259
33. Gross paid in and contributed surplus (Page 3, Line 33, Col. 2 plus Page 4, Line 51.1, Col.1)	202,018,094	200,635,487
34. Aggregate write-ins for special surplus funds	45,612,992	42,926,426
35. Unassigned funds (surplus)	223,290,078	201,908,007
36. Less treasury stock, at cost:		
36.1. Shares common (value included in Line 29)	494,989	488,469
36.2. Shares preferred (value included in Line 30)	201	58,201
37. Surplus (Total Lines 31 + 32 + 33 + 34 + 35 - 36)	521,429,299	492,306,264
38. Totals of Lines 29, 30 and 37 (Page 4, Line 55)	524,797,407	495,690,830
39. Totals of Lines 28 and 38 (Page 2, Line 28, Col.3)	7,697,603,126	7,095,579,627

LIFE INSURANCE INDUSTRY AGGREGATES

ANNUAL STATEMENT FOR THE YEAR 2018 OF THE

(000's)

(Name)

3

2018 LIABILITIES, SURPLUS AND OTHER FUNDS	Current Year	Prior Year
01. Aggregate reserve for life contracts (Exhibit 5, Line9999999) including in Line 6.3	2,842,205,495	2,757,434,848
02. Aggregate reserve for accident and health contracts (Exhibit 7, Line 14, Col.1)	233,643,409	264,880,567
03. Liability for deposit-type contracts (Exhibit 7,Line 14, Col. 1) (including Modco reserve)	317,970,248	307,034,233
04. Contract claims:		
04.1. Life	26,001,812	24,094,696
04.2. Accident and health	23,168,010	23,960,724
05. Policyholders' dividends and coupons due and unpaid	24,376	5,878
06. Provision for policyholders' dividends and coupons payable in following calendar year -- estimated amounts:		
06.1. Dividends apportioned for payment (including Modco)	17,387,181	16,985,933
06.2. Dividends not yet apportioned (including Modco)	148,707	150,499
06.3. Coupons and similar benefits (including Modco)	653	596
07. Amount provisionally held for deferred dividend policies not included in Line 6	8	8
08. Premiums and annuity considerations for life and accident and health contracts received in advance less discount; including accident and health premium	2,870,227	8,795,198
09. Contract liabilities not included elsewhere		
09.1. Surrender values on canceled contracts	89,442	121,906
09.2. Provision for experience rating refunds, including the liability of accident and heal experience rating refunds of which is for medical loss ratio rebate per the Public Health Service Act	4,952,389	5,246,370
09.3 Other amounts payable on reinsurance, including assumed and ceded	21,428,178	23,299,060
09.4. Interest maintenance reserve	19,521,053	24,316,601
10. Commissions to agents due or accrued-life & annuity contracts, A&H and dep-type contract funds	2,544,438	2,608,846
11. Commissions and expense allowances payable on reinsurance assumed	1,807,735	1,622,513
12. General expenses due or accrued (Exhibit 2, Line 12, Col. 6)	19,199,474	19,473,277
13. Transfers to Separate Accounts due or accrued (net)	(29,395,173)	(34,289,085)
14. Taxes, licenses and fees due or accrued, excluding federal income taxes	2,058,059	2,454,511
15.1. Current federal and foreign income taxes including on realized capital gains (losses)	2,646,131	4,897,752
15.2. Net deferred tax liability	601,778	920,821
16. Unearned investment income	1,019,136	1,011,028
17. Amounts withheld or retained by company as agent or trustee	6,245,717	7,046,093
18. Amounts held for agents' account, including agents' credit balances	910,046	905,621
19. Remittances and items not allocated	10,931,853	9,848,419
20. Net adjustment in assets and liabilities due to foreign exchange rates	374,948	324,832
21. Liability for benefits for employees and agents if not included above	5,957,448	6,319,872
22. Borrowed money and interest thereon	15,905,823	18,671,331
23. Dividends to stockholders declared and unpaid	693	11,088
24. Miscellaneous liabilities:		
24.01. Asset valuation reserve (AVR, Line 16, Col. 7)	54,167,805	55,244,705
24.02. Reinsurance in unauthorized and certified (\$.....) companies	609,755	2,025,429
24.03. Funds held under reinsurance treaties with unauthorized and certified (\$..reinsurers	118,933,124	109,999,702
24.04. Payable to parent, subsidiaries and affiliates	8,945,736	11,335,534
24.05. Drafts outstanding	359,836	360,240
24.06. Liability for amounts held under uninsured plans	2,676,735	2,101,470
24.07. Funds held under coinsurance	104,936,696	101,374,113
24.08. Derivatives	25,897,633	32,523,103
24.09. Payable for securities	7,864,413	9,745,744
24.10. Payable for securities lending	42,623,254	49,030,179
24.11. Capital notes and interest thereon	6,001	6,450
25. Aggregate write-ins for liabilities	76,165,270	74,639,796
26. Total liabilities excluding Separate Accounts business (Lines 1 to 25)	3,993,405,553	3,946,540,499
27. From Separate Accounts statement	2,459,770,566	2,710,115,519
28. Total liabilities (Lines 26 and 27)	6,453,176,119	6,656,656,018
29. Common capital stock	3,255,795	3,144,351
30. Preferred capital stock	153,408	174,627
31. Aggregate write-ins for other than special surplus funds	5,212,031	4,439,410
32. Surplus notes	42,246,259	39,819,966
33. Gross paid in and contributed surplus (Page 3, Line 33, Col. 2 plus Page 4, Line 51.1, Col.1)	202,236,226	199,563,533
34. Aggregate write-ins for special surplus funds	42,545,738	40,245,571
35. Unassigned funds (surplus)	184,025,986	184,477,390
36. Less treasury stock, at cost:		
36.1. Shares common (value included in Line 29)	495,220	484,498
36.2. Shares preferred (value included in Line 30)	58,201	58,201
37. Surplus (Total Lines 31 + 32 + 33 + 34 + 35 - 36)	475,712,819	468,003,170
38. Totals of Lines 29, 30 and 37 (Page 4, Line 55)	479,122,022	471,322,148
39. Totals of Lines 28 and 38 (Page 2, Line 28, Col.3)	6,932,298,141	7,127,978,166

LIFE INSURANCE INDUSTRY AGGREGATES

ANNUAL STATEMENT FOR THE YEAR 2017 OF THE

(000's)

(Name)

3

2017 LIABILITIES, SURPLUS AND OTHER FUNDS	Current Year	Prior Year
01. Aggregate reserve for life contracts (Exhibit 5, Line999999) including in Line 6.3	2,747,393,904	2,670,353,779
02. Aggregate reserve for accident and health contracts (Exhibit 7, Line 14, Col.1)	264,882,984	252,658,146
03. Liability for deposit-type contracts (Exhibit 7,Line 14, Col. 1) (including Modco reserve)	306,663,652	291,607,136
04. Contract claims:		
04.1. Life	24,156,241	22,880,083
04.2. Accident and health	23,955,755	22,579,981
05. Policyholders' dividends and coupons due and unpaid	5,878	21,008
06. Provision for policyholders' dividends and coupons payable in following calendar year -- estimated amounts:		
06.1. Dividends apportioned for payment (including Modco)	16,985,933	17,190,218
06.2. Dividends not yet apportioned (including Modco)	150,499	159,587
06.3. Coupons and similar benefits (including Modco)	596	548
07. Amount provisionally held for deferred dividend policies not included in Line 6	8	8
08. Premiums and annuity considerations for life and accident and health contracts received in advance less discount; including accident and health premium	8,847,376	10,621,561
09. Contract liabilities not included elsewhere		
09.1. Surrender values on canceled contracts	124,094	127,966
09.2. Provision for experience rating refunds, including the liability of accident and health experience rating refunds of which is for medical loss ratio rebate per the Public Health Service Act	5,251,634	5,050,864
09.3 Other amounts payable on reinsurance, including assumed and ceded	23,387,303	17,761,511
09.4. Interest maintenance reserve	24,302,035	22,664,766
10. Commissions to agents due or accrued-life & annuity contracts, A&H and dep-type contract funds	2,608,765	2,520,198
11. Commissions and expense allowances payable on reinsurance assumed	1,637,231	1,540,193
12. General expenses due or accrued (Exhibit 2, Line 12, Col. 6)	19,468,252	19,096,552
13. Transfers to Separate Accounts due or accrued (net)	(34,266,700)	(33,275,753)
14. Taxes, licenses and fees due or accrued, excluding federal income taxes	2,454,418	2,813,059
15.1. Current federal and foreign income taxes including on realized capital gains (losses)	4,894,000	5,620,440
15.2. Net deferred tax liability	924,127	986,430
16. Unearned investment income	1,011,217	1,032,731
17. Amounts withheld or retained by company as agent or trustee	6,838,162	5,143,954
18. Amounts held for agents' account, including agents' credit balances	905,628	803,169
19. Remittances and items not allocated	9,941,852	8,390,189
20. Net adjustment in assets and liabilities due to foreign exchange rates	324,832	362,906
21. Liability for benefits for employees and agents if not included above	6,324,294	6,065,986
22. Borrowed money and interest thereon	18,287,876	17,476,221
23. Dividends to stockholders declared and unpaid	11,088	1,794
24. Miscellaneous liabilities:		
24.01. Asset valuation reserve (AVR, Line 16, Col. 7)	55,244,493	49,561,069
24.02. Reinsurance in unauthorized and certified (\$.....) companies	2,054,932	2,265,288
24.03. Funds held under reinsurance treaties with unauthorized and certified (\$..reinsurers	111,201,831	93,286,290
24.04. Payable to parent, subsidiaries and affiliates	11,319,516	9,875,297
24.05. Drafts outstanding	360,242	354,612
24.06. Liability for amounts held under uninsured plans	2,101,470	2,378,141
24.07. Funds held under coinsurance	101,329,156	83,943,202
24.08. Derivatives	32,523,286	34,802,153
24.09. Payable for securities	9,727,213	6,581,829
24.10. Payable for securities lending	49,030,179	47,793,731
24.11. Capital notes and interest thereon	6,450	6,975
25. Aggregate write-ins for liabilities	74,639,732	71,586,908
26. Total liabilities excluding Separate Accounts business (Lines 1 to 25)	3,937,011,435	3,774,690,725
27. From Separate Accounts statement	2,710,115,519	2,490,583,077
28. Total liabilities (Lines 26 and 27)	6,647,126,953	6,265,273,802
29. Common capital stock	3,164,887	3,097,418
30. Preferred capital stock	174,627	195,275
31. Aggregate write-ins for other than special surplus funds	4,550,068	5,742,229
32. Surplus notes	39,818,531	35,896,985
33. Gross paid in and contributed surplus (Page 3, Line 33, Col. 2 plus Page 4, Line 51.1, Col.1)	198,825,916	192,702,392
34. Aggregate write-ins for special surplus funds	38,998,800	38,951,477
35. Unassigned funds (surplus)	184,294,907	180,272,767
36. Less treasury stock, at cost:		
36.1. Shares common (value included in Line 29)	484,998	478,727
36.2. Shares preferred (value included in Line 30)	58,201	58,201
37. Surplus (Total Lines 31 + 32 + 33 + 34 + 35 - 36)	465,945,022	453,028,924
38. Totals of Lines 29, 30 and 37 (Page 4, Line 55)	469,284,537	456,321,617
39. Totals of Lines 28 and 38 (Page 2, Line 28, Col.3)	7,116,411,490	6,721,595,419

LIFE INSURANCE INDUSTRY AGGREGATES

ANNUAL STATEMENT FOR THE YEAR 2016 OF THE

(000's)

(Name)

3

2016 LIABILITIES, SURPLUS AND OTHER FUNDS	Current Year	Prior Year
01. Aggregate reserve for life contracts (Exhibit 5, Line999999) including in Line 6.3	2,670,726,060	2,558,521,183
02. Aggregate reserve for accident and health contracts (Exhibit 7, Line 14, Col.1)	252,665,807	241,687,328
03. Liability for deposit-type contracts (Exhibit 7,Line 14, Col. 1) (including Modco reserve)	292,082,514	270,078,036
04. Contract claims:		
04.1. Life	22,875,217	22,077,303
04.2. Accident and health	22,584,572	21,673,923
05. Policyholders' dividends and coupons due and unpaid	20,964	(14,325)
06. Provision for policyholders' dividends and coupons payable in following calendar year -- estimated amounts:		
06.1. Dividends apportioned for payment (including Modco)	17,190,039	17,752,571
06.2. Dividends not yet apportioned (including Modco)	159,587	163,242
06.3. Coupons and similar benefits (including Modco)	548	547
07. Amount provisionally held for deferred dividend policies not included in Line 6	8	8
08. Premiums and annuity considerations for life and accident and health contracts received in advance less discount; including accident and health premium	10,619,977	11,380,618
09. Contract liabilities not included elsewhere		
09.1. Surrender values on canceled contracts	127,966	134,499
09.2. Provision for experience rating refunds, including the liability of accident and health experience rating refunds of which is for medical loss ratio rebate per the Public Health Service Act	5,050,864	5,336,062
09.3. Other amounts payable on reinsurance, including assumed and ceded	17,684,691	12,997,954
09.4. Interest maintenance reserve	22,677,812	23,167,931
10. Commissions to agents due or accrued-life & annuity contracts, A&H and dep-type contract funds	2,520,320	2,525,268
11. Commissions and expense allowances payable on reinsurance assumed	1,540,193	1,474,088
12. General expenses due or accrued (Exhibit 2, Line 12, Col. 6)	19,097,091	18,139,932
13. Transfers to Separate Accounts due or accrued (net)	(33,275,753)	(34,711,294)
14. Taxes, licenses and fees due or accrued, excluding federal income taxes	2,813,669	2,203,959
15.1. Current federal and foreign income taxes including on realized capital gains (losses)	5,618,298	5,141,619
15.2. Net deferred tax liability	1,018,183	1,121,805
16. Unearned investment income	1,032,760	980,879
17. Amounts withheld or retained by company as agent or trustee	5,144,650	4,724,741
18. Amounts held for agents' account, including agents' credit balances	803,169	761,495
19. Remittances and items not allocated	8,390,351	9,216,207
20. Net adjustment in assets and liabilities due to foreign exchange rates	362,906	342,209
21. Liability for benefits for employees and agents if not included above	6,066,061	6,464,391
22. Borrowed money and interest thereon	17,475,101	13,588,937
23. Dividends to stockholders declared and unpaid	1,794	395,686
24. Miscellaneous liabilities:		
24.01. Asset valuation reserve (AVR, Line 16, Col. 7)	49,542,595	47,729,223
24.02. Reinsurance in unauthorized and certified (\$.....) companies	2,265,288	430,226
24.03. Funds held under reinsurance treaties with unauthorized and certified (\$..reinsurers	93,286,290	79,978,038
24.04. Payable to parent, subsidiaries and affiliates	9,882,041	8,696,444
24.05. Drafts outstanding	354,612	430,471
24.06. Liability for amounts held under uninsured plans	2,378,141	1,252,688
24.07. Funds held under coinsurance	83,943,202	70,427,990
24.08. Derivatives	34,802,153	27,343,873
24.09. Payable for securities	6,581,829	5,522,445
24.10. Payable for securities lending	47,793,731	49,321,367
24.11. Capital notes and interest thereon	6,975	7,500
25. Aggregate write-ins for liabilities	71,588,940	66,054,354
26. Total liabilities excluding Separate Accounts business (Lines 1 to 25)	3,775,501,215	3,574,521,422
27. From Separate Accounts statement	2,490,583,077	2,410,651,546
28. Total liabilities (Lines 26 and 27)	6,266,084,292	5,985,172,968
29. Common capital stock	3,110,573	3,090,740
30. Preferred capital stock	197,668	217,654
31. Aggregate write-ins for other than special surplus funds	5,742,229	5,991,260
32. Surplus notes	35,577,120	34,311,195
33. Gross paid in and contributed surplus (Page 3, Line 33, Col. 2 plus Page 4, Line 51.1, Col.1)	192,794,879	186,363,606
34. Aggregate write-ins for special surplus funds	38,951,477	39,580,233
35. Unassigned funds (surplus)	179,895,745	174,707,570
36. Less treasury stock, at cost:		
36.1. Shares common (value included in Line 29)	478,812	475,079
36.2. Shares preferred (value included in Line 30)	58,201	58,201
37. Surplus (Total Lines 31 + 32 + 33 + 34 + 35 - 36)	452,424,437	440,420,585
38. Totals of Lines 29, 30 and 37 (Page 4, Line 55)	455,732,678	443,728,980
39. Totals of Lines 28 and 38 (Page 2, Line 28, Col.3)	6,721,816,971	6,428,901,948

LIFE INSURANCE INDUSTRY AGGREGATES

ANNUAL STATEMENT FOR THE YEAR 2015 OF THE(Name).....

(000's)

(Name)

3

2015 LIABILITIES, SURPLUS AND OTHER FUNDS	Current Year	Prior Year
01. Aggregate reserve for life contracts (Exhibit 5, Line9999999) including in Line 6.3	2,559,449,316	2,491,661,812
02. Aggregate reserve for accident and health contracts (Exhibit 7, Line 14, Col.1)	231,467,900	223,485,787
03. Liability for deposit-type contracts (Exhibit 7,Line 14, Col. 1) (including Modco reserve)	270,076,877	267,765,245
04. Contract claims:		
04.1. Life	22,085,021	22,094,468
04.2. Accident and health	21,643,440	20,846,085
05. Policyholders' dividends and coupons due and unpaid	(14,325)	(12,941)
06. Provision for policyholders' dividends and coupons payable in following calendar year -- estimated amounts:		
06.1. Dividends apportioned for payment (including Modco)	17,752,455	17,408,180
06.2. Dividends not yet apportioned (including Modco)	163,242	167,547
06.3. Coupons and similar benefits (including Modco)	547	623
07. Amount provisionally held for deferred dividend policies not included in Line 6	8	8
08. Premiums and annuity considerations for life and accident and health contracts received in advance less discount; including accident and health premium	11,347,240	12,133,769
09. Contract liabilities not included elsewhere		
09.1. Surrender values on canceled contracts	134,499	143,076
09.2. Provision for experience rating refunds, including the liability of accident and health experience rating refunds of which is for medical loss ratio rebate per the Public Health Service Act	5,336,802	4,910,671
09.3. Other amounts payable on reinsurance, including assumed and ceded	13,469,479	13,944,862
09.4. Interest maintenance reserve	23,192,245	26,483,089
10. Commissions to agents due or accrued-life & annuity contracts, A&H and dep-type contract funds	2,531,400	2,447,727
11. Commissions and expense allowances payable on reinsurance assumed	1,474,088	1,293,576
12. General expenses due or accrued (Exhibit 2, Line 12, Col. 6)	18,048,065	17,387,584
13. Transfers to Separate Accounts due or accrued (net)	(34,711,107)	(36,827,541)
14. Taxes, licenses and fees due or accrued, excluding federal income taxes	2,204,181	2,302,304
15.1. Current federal and foreign income taxes including on realized capital gains (losses)	5,179,486	4,301,598
15.2. Net deferred tax liability	1,122,085	1,623,582
16. Unearned investment income	980,879	999,052
17. Amounts withheld or retained by company as agent or trustee	4,724,722	5,536,167
18. Amounts held for agents' account, including agents' credit balances	755,312	788,971
19. Remittances and items not allocated	9,210,127	9,145,341
20. Net adjustment in assets and liabilities due to foreign exchange rates	342,209	424,720
21. Liability for benefits for employees and agents if not included above	6,464,603	6,748,742
22. Borrowed money and interest thereon	13,615,913	19,021,304
23. Dividends to stockholders declared and unpaid	395,928	4,886,182
24. Miscellaneous liabilities:		
24.01. Asset valuation reserve (AVR, Line 16, Col. 7)	47,734,235	51,071,099
24.02. Reinsurance in unauthorized and certified (\$.....) companies	430,695	541,280
24.03. Funds held under reinsurance treaties with unauthorized and certified (\$..reinsurers	91,206,734	89,363,639
24.04. Payable to parent, subsidiaries and affiliates	8,676,789	8,447,937
24.05. Drafts outstanding	431,050	567,198
24.06. Liability for amounts held under uninsured plans	1,210,684	1,130,364
24.07. Funds held under coinsurance	70,427,990	63,987,510
24.08. Derivatives	27,343,873	32,562,329
24.09. Payable for securities	5,522,445	7,495,590
24.10. Payable for securities lending	49,278,907	49,679,538
24.11. Capital notes and interest thereon	7,500	7,500
25. Aggregate write-ins for liabilities	66,062,107	62,759,242
26. Total liabilities excluding Separate Accounts business (Lines 1 to 25)	3,576,775,644	3,508,724,814
27. From Separate Accounts statement	2,410,758,290	2,421,310,268
28. Total liabilities (Lines 26 and 27)	5,987,533,935	5,930,035,083
29. Common capital stock	3,112,969	3,103,216
30. Preferred capital stock	217,654	236,671
31. Aggregate write-ins for other than special surplus funds	5,937,260	5,687,237
32. Surplus notes	36,115,717	34,860,897
33. Gross paid in and contributed surplus (Page 3, Line 33, Col. 2 plus Page 4, Line 51.1, Col.1)	185,975,801	177,522,258
34. Aggregate write-ins for special surplus funds	39,581,216	38,901,607
35. Unassigned funds (surplus)	172,788,327	169,993,697
36. Less treasury stock, at cost:		
36.1. Shares common (value included in Line 29)	471,612	412,475
36.2. Shares preferred (value included in Line 30)	58,201	58,201
37. Surplus (Total Lines 31 + 32 + 33 + 34 + 35 - 36)	439,868,508	426,495,019
38. Totals of Lines 29, 30 and 37 (Page 4, Line 55)	443,199,131	429,834,906
39. Totals of Lines 28 and 38 (Page 2, Line 28, Col.3)	6,430,733,066	6,359,869,988

LIFE INSURANCE INDUSTRY AGGREGATES

ANNUAL STATEMENT FOR THE YEAR 2019 OF THE

4

2019 Summary of Operations	(000's omitted)	Current Year	Prior Year
01. Premiums and annuity considerations for life and accident and health contracts		691,912,671	610,812,547
02. Considerations for supplementary contracts with life contingencies		2,409,555	4,285,238
03. Net investment income (Exhibit of Net Investment Income, Line 17)		198,812,522	199,263,554
04. Amortization of Interest Maintenance Reserve (IMR, Line 5)		2,557,864	3,018,733
05. Separate Accounts net gain from operations excluding unrealized gains or losses		(995,231)	1,452,427
06. Commissions and expense allowances on reinsurance ceded (Exhibit 1, Part 2, Line 26.1, Col.1)		37,202,748	24,548,020
07. Reserve adjustments on reinsurance ceded		(29,735,709)	32,034,154
08. Miscellaneous income:			
08.1. Income from fees associated with investment management administration and contract guarantees from Separate Accounts		37,475,072	37,967,123
08.2. Charges and fees for deposit-type contracts		198,757	232,940
08.3. Aggregate write-ins for miscellaneous income		19,480,546	15,247,932
09. Totals (Lines 1 to 8.3)		959,318,796	928,862,668
10. Death benefits		79,754,421	80,922,356
11. Matured endowments (excluding guaranteed annual pure endowments)		449,981	410,479
12. Annuity benefits (Exhibit 8, Part 2, Line 6.4, Cols. 4 + 8)		85,422,365	80,972,898
13. Disability benefits and benefits under accident and health contracts		142,578,444	132,572,635
14. Coupons, guaranteed annual pure endowments and similar benefits		4,326	11,213
15. Surrender benefits and withdrawals for life contracts		344,747,781	354,522,237
16. Group conversions		25,537	26,702
17. Interest and adjustments on contract or deposit-type contract funds		10,464,768	9,955,307
18. Payments on supplementary contracts with life contingencies		2,709,843	2,424,445
19. Increase in aggregate reserves for life and accident and health contracts		113,815,349	137,171,841
20. Totals (Lines 10 to 19)		779,972,815	798,990,113
21. Commissions on premiums, annuity considerations and deposit-type contract funds (direct business only) (Exhibit 1, Part 2, Line 31, Col. 1)		47,044,314	45,294,622
22. Commissions & expense allowances on reinsurance assumed (Exhibit 1, Part 2, Line 26.2, Col. 1)		24,937,994	14,230,112
23. General insurance expenses and fraternal expenses (Exhibit 2, Line 10, Col. 1, 2, 3, 4 and 6)			
24. Insurance taxes, licenses and fees, excluding federal income taxes (Exhibit 3, Line 7, Col. 1 + 2 + 3 + 5)		9,450,724	10,881,308
25. Increase in loading on deferred and uncollected premiums		35,091	(26,527)
26. Net transfers to or (from) Separate Accounts net of reinsurance		(72,688,085)	(89,516,727)
27. Aggregate write-ins for deductions		14,647,569	11,226,818
28. Totals (Lines 20 to 27)		873,199,893	858,850,979
29. Net gain from operations before dividends to policyholders, refunds to members and federal income taxes (Line 9 minus Line 28)			
30. Dividends to policyholders refunds to members			
31. Net gains from operations after dividends to policyholders, refunds to members and before federal income taxes (Line 29 minus Line 30)			
32. Federal and foreign income taxes incurred (excluding tax on capital gains)		9,454,967	3,389,753
33. Net gain from operations after dividends to policyholders, refunds to members and federal income taxes and before realized capital gains or (losses) (Line 31 minus Line 32)		57,830,551	47,676,724
34. Net realized capital gains or (losses) (excluding gains (losses) transferred to the IMR)		(6,728,153)	(4,265,099)
35. Net income (Line 33 plus Line 34)		51,102,399	43,411,625
CAPITAL AND SURPLUS ACCOUNT			
36. Capital and surplus, December 31, prior year (Page 3, Line 38, Col.2)		495,690,830	486,490,871
37. Net income (Line 35)		51,102,399	43,411,625
38. Change in net unrealized capital gains (losses) less capital gains tax of		22,131,140	(402,151)
39. Change in net unrealized foreign exchange capital gain (loss)		430,101	(1,156,557)
40. Change in net deferred income tax		3,876,303	354,411
41. Change in nonadmitted assets		(866,773)	(558,660)
42. Change in liability for reinsurance in unauthorized companies		(137,744)	1,403,853
43. Change in reserve on account of change in valuation basis, (increase) or decrease		(606,962)	(140,335)
44. Change in asset valuation reserve		(15,637,810)	177,256
45. Change in treasury stock (Page 3, Line 36.1 and 36.2 Col.2 minus Col. 1)		51,480	(10,722)
46. Surplus (contributed to) withdrawn from Separate Accounts during period		593,321	(287,069)
47. Other changes in surplus in Separate Accounts statement		651,508	(70,810)
48. Change in surplus notes		3,714,328	2,426,182
49. Cumulative effect of changes in accounting principles		(293,560)	223,205
50. Capital changes:			
50.1. Paid in		8,558	223,377
50.2. Transferred from surplus (Stock Dividend)		2,718	815
50.3. Transferred to surplus		(2,735)	(17,666)
51. Surplus adjustments:			
51.1. Paid in		1,396,413	2,713,430
51.2. Transferred to capital (Stock Dividend)		(968)	(815)
51.3. Transferred from capital		1,572	10,713
51.4. Change in surplus as a result of reinsurance		160,772	512,867
52. Dividends to stockholders		(34,750,425)	(44,242,754)
53. Aggregate write-ins for gains and losses in surplus		(2,717,060)	4,629,765
54. Net change in capital and surplus for the year (Line 37 through 53)		29,106,576	9,199,959
55. Capital and surplus, December 31, current year (Lines 36 + 54) (Page 3, Line 38)		524,797,406	495,690,830

LIFE INSURANCE INDUSTRY AGGREGATES

ANNUAL STATEMENT FOR THE YEAR 2018 OF THE

4

2018 Summary of Operations	(000's omitted)	Current Year	Prior Year
01. Premiums and annuity considerations for life and accident and health contracts		603,406,538	598,284,324
02. Considerations for supplementary contracts with life contingencies		4,041,556	2,182,929
03. Net investment income (Exhibit of Net Investment Income, Line 17)		193,649,648	189,724,372
04. Amortization of Interest Maintenance Reserve (IMR, Line 5)		2,961,161	3,188,110
05. Separate Accounts net gain from operations excluding unrealized gains or losses		1,452,427	1,053,206
06. Commissions and expense allowances on reinsurance ceded (Exhibit 1, Part 2, Line 26.1, Col.1)		24,448,125	24,784,215
07. Reserve adjustments on reinsurance ceded		32,044,503	(25,060,761)
08. Miscellaneous income:			
08.1. Income from fees associated with investment management administration and contract guarantees from Separate Accounts		37,271,230	36,650,794
08.2. Charges and fees for deposit-type contracts		231,014	249,315
08.3. Aggregate write-ins for miscellaneous income		15,198,449	19,261,040
09. Totals (Lines 1 to 8.3)		914,704,652	850,317,544
10. Death benefits		78,674,914	76,115,741
11. Matured endowments (excluding guaranteed annual pure endowments)		386,774	439,329
12. Annuity benefits (Exhibit 8, Part 2, Line 6.4, Cols. 4 + 8)		78,393,161	77,395,206
13. Disability benefits and benefits under accident and health contracts		132,330,915	126,816,366
14. Coupons, guaranteed annual pure endowments and similar benefits		11,215	19,405
15. Surrender benefits and withdrawals for life contracts		350,494,754	309,767,904
16. Group conversions		26,702	25,713
17. Interest and adjustments on contract or deposit-type contract funds		9,547,190	8,364,478
18. Payments on supplementary contracts with life contingencies		2,152,431	2,108,329
19. Increase in aggregate reserves for life and accident and health contracts		137,827,394	99,108,531
20. Totals (Lines 10 to 19)		789,845,450	700,161,002
21. Commissions on premiums, annuity considerations and deposit-type contract funds (direct business only) (Exhibit 1, Part 2, Line 31, Col. 1)		44,628,236	43,613,045
22. Commissions & expense allowances on reinsurance assumed (Exhibit 1, Part 2, Line 26.2, Col. 1)		14,232,372	15,032,923
23. General insurance expenses (Exhibit 2, Line 10, Col. 1, 2, 3 and 4)		66,023,475	65,933,816
24. Insurance taxes, licenses and fees, excluding federal income taxes		10,797,293	8,829,656
25. Increase in loading on deferred and uncollected premiums		(29,304)	81,600
26. Net transfers to or (from) Separate Accounts net of reinsurance		(89,648,289)	(66,325,940)
27. Aggregate write-ins for deductions		11,233,497	(3,873,455)
28. Totals (Lines 20 to 27)		847,082,731	763,452,647
29. Net gain from operations before dividends to policyholders and federal income taxes (Line 9 minus Line 28)		67,621,921	86,864,896
30. Dividends to policyholders		18,266,956	17,587,890
31. Net gains from operations after dividends to policyholders and before federal income taxes (Line 29 minus Line 30)		49,354,965	69,277,006
32. Federal and foreign income taxes incurred (excluding tax on capital gains)		3,407,735	11,763,075
33. Net gain from operations after dividends to policyholders and federal income taxes and before realized capital gains or (losses) (Line 31 minus Line 32)		45,947,230	57,513,931
34. Net realized capital gains or (losses) (excluding gains (losses) transferred to the IMR)		(4,745,928)	(6,935,619)
35. Net income (Line 33 plus Line 34)		41,201,303	50,578,312
CAPITAL AND SURPLUS ACCOUNT			
36. Capital and surplus, December 31, prior year (Page 3, Line 38, Col.2)		471,323,395	457,514,021
37. Net income (Line 35)		41,201,303	50,578,312
38. Change in net unrealized capital gains (losses) less capital gains tax of		237,459	4,394,651
39. Change in net unrealized foreign exchange capital gain (loss)		(1,122,228)	901,081
40. Change in net deferred income tax		384,207	(33,170,274)
41. Change in nonadmitted assets		(533,520)	19,091,921
42. Change in liability for reinsurance in unauthorized companies		1,414,730	239,462
43. Change in reserve on account of change in valuation basis, (increase) or decrease		(141,007)	(345,848)
44. Change in asset valuation reserve		223,696	(5,687,581)
45. Change in treasury stock (Page 3, Line 36.1 and 36.2 Col.2 minus Col. 1)		(10,722)	(6,884)
46. Surplus (contributed to) withdrawn from Separate Accounts during period		(287,069)	862,260
47. Other changes in surplus in Separate Accounts statement		(67,859)	(887,214)
48. Change in surplus notes		2,426,182	3,921,433
49. Cumulative effect of changes in accounting principles		229,398	211,026
50. Capital changes:			
50.1. Paid in		110,327	(80,823)
50.2. Transferred from surplus (Stock Dividend)		815	1,182
50.3. Transferred to surplus		(17,666)	0
51. Surplus adjustments:			
51.1. Paid in		2,986,065	7,782,629
51.2. Transferred to capital (Stock Dividend)		(815)	(1,226)
51.3. Transferred from capital		10,713	(300)
51.4. Change in surplus as a result of reinsurance		624,247	16,552
52. Dividends to stockholders		(44,257,754)	(36,493,569)
53. Aggregate write-ins for gains and losses in surplus		4,388,126	2,481,335
54. Net change in capital and surplus for the year (Line 37 through 53)		7,798,627	13,808,126
55. Capital and surplus, December 31, current year (Lines 36 + 54) (Page 3, Line 38)		479,122,022	471,322,147

LIFE INSURANCE INDUSTRY AGGREGATES

ANNUAL STATEMENT FOR THE YEAR 2017 OF THE

4

2017 Summary of Operations	(000's omitted)	Current Year	Prior Year
01. Premiums and annuity considerations for life and accident and health contracts		597,830,529	601,841,975
02. Considerations for supplementary contracts with life contingencies		2,144,477	2,237,871
03. Net investment income (Exhibit of Net Investment Income, Line 17)		189,855,574	183,520,422
04. Amortization of Interest Maintenance Reserve (IMR, Line 5)		3,186,746	3,357,910
05. Separate Accounts net gain from operations excluding unrealized gains or losses		1,072,215	295,597
06. Commissions and expense allowances on reinsurance ceded (Exhibit 1, Part 2, Line 26.1, Col.1)		24,934,071	40,248,794
07. Reserve adjustments on reinsurance ceded		(25,108,912)	(16,975,046)
08. Miscellaneous income:			
08.1. Income from fees associated with investment management administration and contract guarantees from Separate Accounts		36,551,982	34,652,744
08.2. Charges and fees for deposit-type contracts		249,315	252,068
08.3. Aggregate write-ins for miscellaneous income		20,081,920	18,303,140
09. Totals (Lines 1 to 8.3)		850,797,918	867,735,474
10. Death benefits		76,139,170	75,146,337
11. Matured endowments (excluding guaranteed annual pure endowments)		439,320	421,398
12. Annuity benefits (Exhibit 8, Part 2, Line 6.4, Cols. 4 + 8)		77,044,363	74,733,314
13. Disability benefits and benefits under accident and health contracts		126,812,659	120,060,500
14. Coupons, guaranteed annual pure endowments and similar benefits		19,405	19,508
15. Surrender benefits and withdrawals for life contracts		309,139,826	265,166,146
16. Group conversions		25,719	30,970
17. Interest and adjustments on contract or deposit-type contract funds		8,357,321	9,404,703
18. Payments on supplementary contracts with life contingencies		2,106,523	2,060,773
19. Increase in aggregate reserves for life and accident and health contracts		100,535,682	127,635,766
20. Totals (Lines 10 to 19)		700,619,987	674,679,414
21. Commissions on premiums, annuity considerations and deposit-type contract funds (direct business only) (Exhibit 1, Part 2, Line 31, Col. 1)		43,612,039	43,305,843
22. Commissions & expense allowances on reinsurance assumed (Exhibit 1, Part 2, Line 26.2, Col. 1)		15,049,640	23,924,355
23. General insurance expenses (Exhibit 2, Line 10, Col. 1, 2, 3 and 4)		65,920,655	62,416,931
24. Insurance taxes, licenses and fees, excluding federal income taxes		8,830,964	10,845,535
25. Increase in loading on deferred and uncollected premiums		81,590	144,222
26. Net transfers to or (from) Separate Accounts net of reinsurance		(65,751,424)	(38,046,582)
27. Aggregate write-ins for deductions		(4,021,029)	(2,660,447)
28. Totals (Lines 20 to 27)		764,342,421	774,609,270
29. Net gain from operations before dividends to policyholders and federal income taxes (Line 9 minus Line 28)		86,455,496	93,126,204
30. Dividends to policyholders		17,587,919	18,324,089
31. Net gains from operations after dividends to policyholders and before federal income taxes (Line 29 minus Line 30)		68,867,577	74,802,115
32. Federal and foreign income taxes incurred (excluding tax on capital gains)		11,910,658	16,147,266
33. Net gain from operations after dividends to policyholders and federal income taxes and before realized capital gains or (losses) (Line 31 minus Line 32)		56,956,919	58,654,849
34. Net realized capital gains or (losses) (excluding gains (losses) transferred to the IMR)		(6,382,786)	(11,385,439)
35. Net income (Line 33 plus Line 34)		50,574,133	47,269,410
CAPITAL AND SURPLUS ACCOUNT			
36. Capital and surplus, December 31, prior year (Page 3, Line 38, Col.2)		456,321,617	444,101,996
37. Net income (Line 35)		50,574,133	47,269,410
38. Change in net unrealized capital gains (losses) less capital gains tax of		4,183,250	(3,969,039)
39. Change in net unrealized foreign exchange capital gain (loss)		901,081	(543,692)
40. Change in net deferred income tax		(32,179,131)	4,717,017
41. Change in nonadmitted assets		18,049,145	(2,892,018)
42. Change in liability for reinsurance in unauthorized companies		210,356	(1,835,062)
43. Change in reserve on account of change in valuation basis, (increase) or decrease		(345,848)	(760,971)
44. Change in asset valuation reserve		(5,688,869)	(1,707,540)
45. Change in treasury stock (Page 3, Line 36.1 and 36.2 Col.2 minus Col. 1)		(6,311)	(3,733)
46. Surplus (contributed to) withdrawn from Separate Accounts during period		862,260	(205,628)
47. Other changes in surplus in Separate Accounts statement		(906,222)	5,380
48. Change in surplus notes		3,921,433	1,315,813
49. Cumulative effect of changes in accounting principles		211,866	(433,748)
50. Capital changes:			
50.1. Paid in		64,478	43,613
50.2. Transferred from surplus (Stock Dividend)		2,237	1,453
50.3. Transferred to surplus		0	579,689
51. Surplus adjustments:			
51.1. Paid in		7,132,382	8,657,729
51.2. Transferred to capital (Stock Dividend)		(1,226)	(1,453)
51.3. Transferred from capital		(333)	(584,408)
51.4. Change in surplus as a result of reinsurance		(34,313)	3,604,008
52. Dividends to stockholders		(36,466,834)	(43,687,698)
53. Aggregate write-ins for gains and losses in surplus		2,479,386	2,650,501
54. Net change in capital and surplus for the year (Line 37 through 53)		12,962,920	12,219,621
55. Capital and surplus, December 31, current year (Lines 36 + 54) (Page 3, Line 38)		469,284,537	456,321,617

LIFE INSURANCE INDUSTRY AGGREGATES

ANNUAL STATEMENT FOR THE YEAR 2016 OF THE

4

2016 Summary of Operations	(000's omitted)	Current Year	Prior Year
01. Premiums and annuity considerations for life and accident and health contracts		601,802,605	641,681,311
02. Considerations for supplementary contracts with life contingencies		2,237,983	2,641,039
03. Net investment income (Exhibit of Net Investment Income, Line 17)		183,599,938	178,821,163
04. Amortization of Interest Maintenance Reserve (IMR, Line 5)		3,360,007	3,687,107
05. Separate Accounts net gain from operations excluding unrealized gains or losses		295,597	615,192
06. Commissions and expense allowances on reinsurance ceded (Exhibit 1, Part 2, Line 26.1, Col.1)		40,248,806	21,924,160
07. Reserve adjustments on reinsurance ceded		(16,975,046)	(86,214,821)
08. Miscellaneous income:			
08.1. Income from fees associated with investment management administration and contract guarantees from Separate Accounts		34,652,744	35,198,694
08.2. Charges and fees for deposit-type contracts		252,068	268,248
08.3. Aggregate write-ins for miscellaneous income		18,302,940	64,311,950
09. Totals (Lines 1 to 8.3)		867,777,642	862,934,043
10. Death benefits		75,089,062	73,076,089
11. Matured endowments (excluding guaranteed annual pure endowments)		421,398	399,467
12. Annuity benefits (Exhibit 8, Part 2, Line 6.4, Cols. 4 + 8)		74,770,772	73,657,987
13. Disability benefits and benefits under accident and health contracts		120,082,377	116,281,788
14. Coupons, guaranteed annual pure endowments and similar benefits		19,508	18,247
15. Surrender benefits and withdrawals for life contracts		265,257,787	273,435,291
16. Group conversions		30,872	48,382
17. Interest and adjustments on contract or deposit-type contract funds		9,416,677	8,112,632
18. Payments on supplementary contracts with life contingencies		2,062,662	2,120,777
19. Increase in aggregate reserves for life and accident and health contracts		127,533,348	78,216,772
20. Totals (Lines 10 to 19)		674,684,463	625,367,432
21. Commissions on premiums, annuity considerations and deposit-type contract funds (direct business only) (Exhibit 1, Part 2, Line 31, Col. 1)		43,306,841	43,296,139
22. Commissions & expense allowances on reinsurance assumed (Exhibit 1, Part 2, Line 26.2, Col. 1)		23,919,048	12,754,900
23. General insurance expenses (Exhibit 2, Line 10, Col. 1, 2, 3 and 4)		62,418,027	60,121,774
24. Insurance taxes, licenses and fees, excluding federal income taxes		10,841,399	10,500,346
25. Increase in loading on deferred and uncollected premiums		143,171	32,663
26. Net transfers to or (from) Separate Accounts net of reinsurance		(38,046,582)	36,939,311
27. Aggregate write-ins for deductions		(2,734,977)	(5,696,896)
28. Totals (Lines 20 to 27)		774,531,389	783,315,670
29. Net gain from operations before dividends to policyholders and federal income taxes (Line 9 minus Line 28)		93,246,252	79,618,374
30. Dividends to policyholders		18,323,940	18,412,574
31. Net gains from operations after dividends to policyholders and before federal income taxes (Line 29 minus Line 30)		74,922,312	61,205,800
32. Federal and foreign income taxes incurred (excluding tax on capital gains)		16,167,135	10,260,718
33. Net gain from operations after dividends to policyholders and federal income taxes and before realized capital gains or (losses) (Line 31 minus Line 32)		58,755,178	50,945,082
34. Net realized capital gains or (losses) (excluding gains (losses) transferred to the IMR)		(11,386,005)	(3,759,601)
35. Net income (Line 33 plus Line 34)		47,369,172	47,185,482
CAPITAL AND SURPLUS ACCOUNT			
36. Capital and surplus, December 31, prior year (Page 3, Line 38, Col.2)		443,728,980	430,357,651
37. Net income (Line 35)		47,369,172	47,185,482
38. Change in net unrealized capital gains (losses) less capital gains tax of		(4,159,510)	(11,151,181)
39. Change in net unrealized foreign exchange capital gain (loss)		(543,692)	(1,250,437)
40. Change in net deferred income tax		4,716,059	31
41. Change in nonadmitted assets		(2,895,578)	(1,642,156)
42. Change in liability for reinsurance in unauthorized companies		(1,835,062)	110,568
43. Change in reserve on account of change in valuation basis, (increase) or decrease		(760,971)	(41,846)
44. Change in asset valuation reserve		(1,680,981)	3,356,469
45. Change in treasury stock (Page 3, Line 36.1 and 36.2 Col.2 minus Col. 1)		(3,733)	(59,417)
46. Surplus (contributed to) withdrawn from Separate Accounts during period		(205,628)	120,196
47. Other changes in surplus in Separate Accounts statement		5,380	(538,631)
48. Change in surplus notes		1,265,813	1,321,678
49. Cumulative effect of changes in accounting principles		(433,748)	(211,885)
50. Capital changes:			
50.1. Paid in		50,390	(21,898)
50.2. Transferred from surplus (Stock Dividend)		1,453	663
50.3. Transferred to surplus		579,689	(1,932)
51. Surplus adjustments:			
51.1. Paid in		8,651,380	10,269,773
51.2. Transferred to capital (Stock Dividend)		(1,453)	(663)
51.3. Transferred from capital		(584,408)	(2,051)
51.4. Change in surplus as a result of reinsurance		3,604,008	(1,155,806)
52. Dividends to stockholders		(43,722,113)	(33,152,117)
53. Aggregate write-ins for gains and losses in surplus		2,587,231	236,490
54. Net change in capital and surplus for the year (Line 37 through 53)		12,003,697	13,371,329
55. Capital and surplus, December 31, current year (Lines 36 + 54) (Page 3, Line 38)		455,732,677	443,728,980

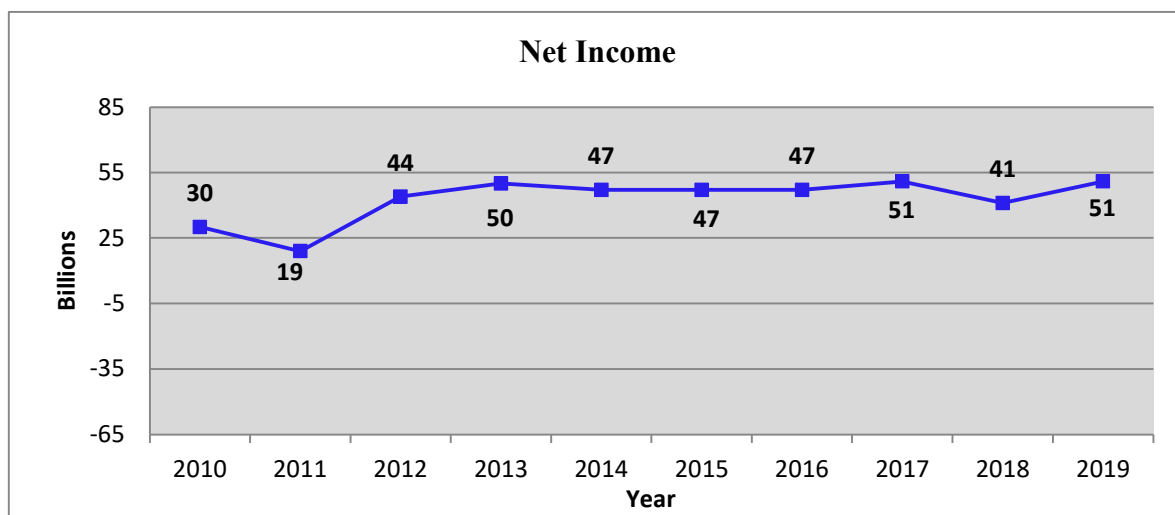
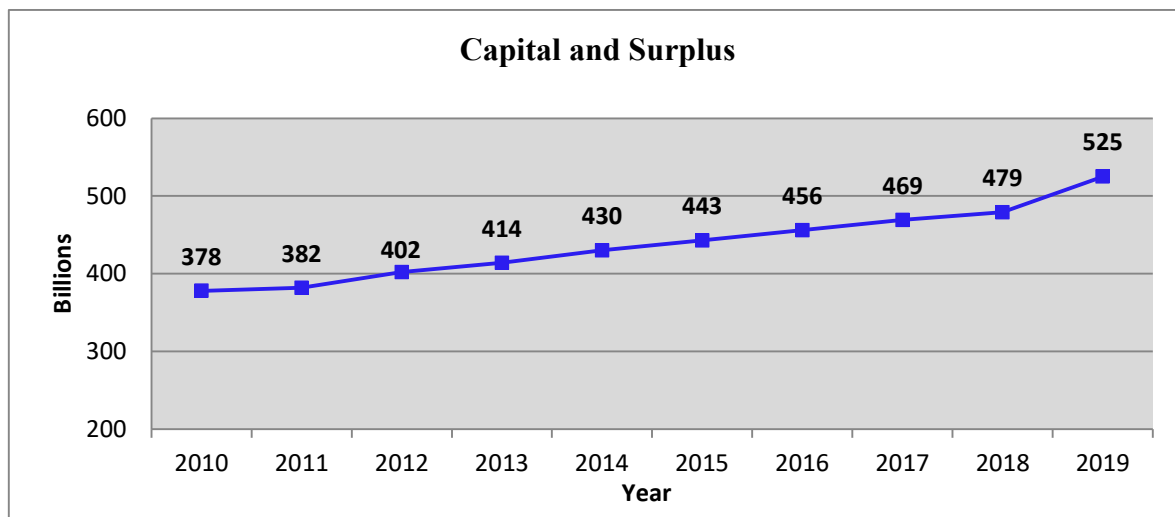
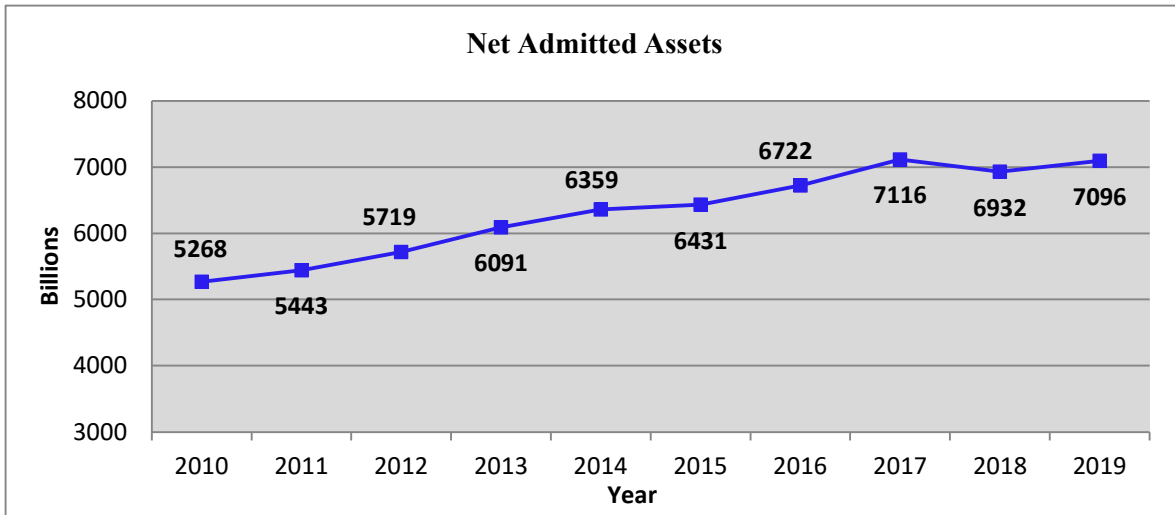
LIFE INSURANCE INDUSTRY AGGREGATES

ANNUAL STATEMENT FOR THE YEAR 2015 OF THE

4

2015 Summary of Operations	(000's omitted)	Current Year	Prior Year
01. Premiums and annuity considerations for life and accident and health contracts		640,574,027	647,488,664
02. Considerations for supplementary contracts with life contingencies		2,641,039	2,794,056
03. Net investment income (Exhibit of Net Investment Income, Line 17)		178,763,200	183,546,352
04. Amortization of Interest Maintenance Reserve (IMR, Line 5)		3,692,108	3,807,121
05. Separate Accounts net gain from operations excluding unrealized gains or losses		615,192	752,255
06. Commissions and expense allowances on reinsurance ceded (Exhibit 1, Part 2, Line 26.1, Col.1)		22,162,726	17,455,608
07. Reserve adjustments on reinsurance ceded		(86,443,933)	(14,916,325)
08. Miscellaneous income:			
08.1. Income from fees associated with investment management administration and contract guarantees from Separate Accounts		35,197,929	34,270,975
08.2. Charges and fees for deposit-type contracts		268,248	268,061
08.3. Aggregate write-ins for miscellaneous income		64,264,012	17,213,832
09. Totals (Lines 1 to 8.3)		861,734,546	892,680,600
10. Death benefits		73,139,319	66,269,579
11. Matured endowments (excluding guaranteed annual pure endowments)		399,467	351,975
12. Annuity benefits (Exhibit 8, Part 2, Line 6.4, Cols. 4 + 8)		73,536,043	69,577,235
13. Disability benefits and benefits under accident and health contracts		115,487,588	113,704,160
14. Coupons, guaranteed annual pure endowments and similar benefits		18,247	19,002
15. Surrender benefits and withdrawals for life contracts		273,125,989	281,617,523
16. Group conversions		48,382	28,088
17. Interest and adjustments on contract or deposit-type contract funds		8,112,894	7,752,179
18. Payments on supplementary contracts with life contingencies		2,120,777	2,237,016
19. Increase in aggregate reserves for life and accident and health contracts		77,607,165	105,779,359
20. Totals (Lines 10 to 19)		623,595,871	647,336,116
21. Commissions on premiums, annuity considerations and deposit-type contract funds (direct business only) (Exhibit 1, Part 2, Line 31, Col. 1)		43,296,331	42,405,125
22. Commissions & expense allowances on reinsurance assumed (Exhibit 1, Part 2, Line 26.2, Col. 1)			
23. General insurance expenses (Exhibit 2, Line 10, Col. 1, 2, 3 and 4)		60,158,773	58,995,762
24. Insurance taxes, licenses and fees, excluding federal income taxes		10,496,036	9,987,661
25. Increase in loading on deferred and uncollected premiums		32,662	(6,505)
26. Net transfers to or (from) Separate Accounts net of reinsurance		36,922,715	(16,464,689)
27. Aggregate write-ins for deductions		(5,042,428)	65,893,784
28. Totals (Lines 20 to 27)		782,225,684	818,116,372
29. Net gain from operations before dividends to policyholders and federal income taxes (Line 9 minus Line 28)		79,508,863	74,564,228
30. Dividends to policyholders		18,412,456	16,474,188
31. Net gains from operations after dividends to policyholders and before federal income taxes (Line 29 minus Line 30)		61,096,407	58,090,040
32. Federal and foreign income taxes incurred (excluding tax on capital gains)		10,197,623	9,764,614
33. Net gain from operations after dividends to policyholders and federal income taxes and before realized capital gains or (losses) (Line 31 minus Line 32)		50,898,783	48,325,426
34. Net realized capital gains or (losses) (excluding gains (losses) transferred to the IMR)		(3,522,719)	(1,298,830)
35. Net income (Line 33 plus Line 34)		47,376,065	47,026,595
CAPITAL AND SURPLUS ACCOUNT			
36. Capital and surplus, December 31, prior year (Page 3, Line 38, Col.2)		429,834,905	408,914,285
37. Net income (Line 35)		47,376,065	47,026,595
38. Change in net unrealized capital gains (losses) less capital gains tax of		(11,096,674)	15,636,361
39. Change in net unrealized foreign exchange capital gain (loss)		(1,240,770)	(148,634)
40. Change in net deferred income tax		(2,517)	3,060,381
41. Change in nonadmitted assets		(1,881,276)	5,107,680
42. Change in liability for reinsurance in unauthorized companies		110,585	(29,957)
43. Change in reserve on account of change in valuation basis, (increase) or decrease		(41,846)	(1,136,315)
44. Change in asset valuation reserve		3,359,370	(4,704,541)
45. Change in treasury stock (Page 3, Line 36.1 and 36.2 Col.2 minus Col. 1)		(59,137)	(12,326)
46. Surplus (contributed to) withdrawn from Separate Accounts during period		120,196	429,011
47. Other changes in surplus in Separate Accounts statement		(780,531)	(230,716)
48. Change in surplus notes		1,496,178	3,992,602
49. Cumulative effect of changes in accounting principles		(212,147)	(27,003)
50. Capital changes:			
50.1. Paid in		(11,980)	37,393
50.2. Transferred from surplus (Stock Dividend)		663	3,818
50.3. Transferred to surplus		(7,033)	(2,600)
51. Surplus adjustments:			
51.1. Paid in		9,996,615	(2,793,378)
51.2. Transferred to capital (Stock Dividend)		(663)	(2,380)
51.3. Transferred from capital		(2,051)	(68,254)
51.4. Change in surplus as a result of reinsurance		(1,157,335)	566,184
52. Dividends to stockholders		(33,085,630)	(39,049,509)
53. Aggregate write-ins for gains and losses in surplus		484,143	(6,733,790)
54. Net change in capital and surplus for the year (Line 37 through 53)		13,364,226	20,920,620
55. Capital and surplus, December 31, current year (Lines 36 + 54) (Page 3, Line 38)		443,199,131	429,834,905

Life Insurance Industry Aggregates 2010 - 2019



LIFE INSURANCE INDUSTRY AGGREGATES

ANNUAL STATEMENT FOR THE YEAR 2019 OF THE (Name)
(000's)

6

ANALYSIS OF OPERATIONS BY LINES OF BUSINESS

	1	2	3	4	5	6	7	8	9
	Total	Industrial Life	Group Life	Individual Annuities	Group Annuities	Accident and Health	Fraternal	Other Lines of Business	Y R T Mortality Risk Only
1. Premiums and annuity considerations for life and accident and health co	691,912,671	122,006,823	30,126,143	201,963,642	143,130,891	188,087,561	4,670	7	6,592,935
2. Considerations for supplementary contracts with life contingencies	2,409,556			2,255,721	54,012			99,823	
3. Net investment income	198,812,522	65,608,604	3,774,035	71,869,197	28,128,152	18,731,815	15,212	10,015,307	670,025
4. Amortization of Interest Maintenance Reserve (IMR)	2,557,864	817,058	30,537	994,341	127,167	428,989	2,000	129,124	28,648
5. Separate Accounts net gain from operations excluding unrealized gains or losses	(995,231)	384,481	82,124	(811,878)	(649,960)	0		2	0
6. Commissions and expense allowances on reinsurance ceded	37,202,748	19,206,249	825,574	8,808,625	496,196	7,005,280		3,151	857,673
7. Reserve adjustments on reinsurance ceded	(29,735,709)	(5,701,994)	(157,103)	(14,220,793)	(8,120,100)	(1,477,059)		(57,237)	(1,424)
8. Miscellaneous income:									
8.1. Income from fees associated with investment management, administration and contract guarantees from Separate Accts.	37,475,072	5,485,014	1,229,599	24,831,986	5,904,934	21,470		2,069	0
8.2. Charges and fees for deposit-type contracts	198,757	1,281	7	103,980	93,135			354	0
8.3. Aggregate write-ins for miscellaneous income	19,480,547	4,970,224	147,245	8,121,954	3,199,423	2,144,681	11,841	755,226	129,954
9. Totals (Lines 1 to 8.3)	959,318,797	212,777,742	36,058,161	303,916,777	172,363,850	214,942,737	33,722	10,947,823	8,277,811
10. Death benefits	79,754,355	52,861,093	20,697,283	8,797	0			1,072	6,186,109
11. Matured endowments (excl. guaranteed annual pure endowments)	449,981	443,721	6,261	0	0			0	0
12. Annuity benefits	85,422,365			52,280,099	33,109,665			32,600	
13. Disability benefits and benefits under accident and health contracts	142,592,790	609,881	36,549	573	701	141,938,394		1,125	5,567
14. Coupons, guaranteed annual pure endowments and similar benefits	4,326	4,224	0	15	0	87		0	0
15. Surrender benefits and withdrawals for life contracts	344,733,501	32,647,158	1,627,769	177,364,222	133,083,066			1,498	9,789
16. Group conversions	25,537	(42,600)	69,209	0	0	(1,335)		0	264
17. Interest and adjustments on contract or deposit-type contract funds	10,464,768	1,170,462	379,389	3,447,025	5,053,474	34,524		345,638	34,256
18. Payments on supplementary contracts with life contingencies	2,709,842	5,717	24,482	2,525,969	67,190			86,484	0
19. Increase in aggregate reserves for life, accident and health contracts	113,815,349	41,349,519	1,602,666	48,446,690	12,107,733	10,218,897		42,430	47,413
20. Totals (Lines 10 to 19)	779,972,815	129,049,175	24,443,607	284,073,391	183,421,830	152,190,568		510,846	6,283,399
21. Commissions on premiums, annuity considerations and deposit-type contract funds (direct business only)	47,044,314	14,450,730	2,132,578	15,834,261	2,123,516	12,472,449	13,920	16,861	
22. Commissions and expense allowances on reinsurance assumed	24,937,993	13,609,398	417,104	5,844,333	91,122	4,286,989		(4)	689,052
23. General insurance expenses and fraternal expenses	69,799,473	21,717,808	4,178,823	11,868,105	7,327,134	21,828,172	437,773	1,953,946	487,690
24. Insurance taxes, licenses and fees, excluding federal income taxes	9,450,725	3,476,408	760,166	621,421	279,050	4,090,703	6,141	180,041	36,731
25. Increase in loading on deferred and uncollected premiums	35,091	40,166	(4,515)	(180)	0	(334)		0	(47)
26. Net transfers to or (from) Separate Accounts net of reinsurance	(72,688,085)	(3,415,638)	1,096,337	(41,239,530)	(29,624,374)	534,065		(38,944)	0
27. Aggregate write-ins for deductions	14,647,569	13,601,312	331,216	(2,397,465)	59,197	2,572,419	(234,394)	623,080	92,204
28. Totals (Lines 20 to 27)	873,199,894	192,529,357	33,355,315	274,604,336	163,677,474	197,975,031	223,439	3,245,826	7,589,029
29. Net gain from operations before dividends to policyholders, refunds to members and federal income taxes (Line 9 minus Line 28)	86,118,903	20,248,384	2,702,847	29,312,441	8,686,376	16,967,706	(189,717)	7,701,997	688,782
30. Dividends to policyholders and refunds to members	18,833,385	14,819,927	160,378	2,913,342	400,116	538,657		964	0
31. Net gain from operations after dividends to policyholders, refunds to members and before federal income taxes (Line 29 minus Line 30)	67,285,518	5,428,457	2,542,468	26,399,099	8,286,260	16,429,048	(189,717)	7,701,033	688,782
32. Federal income taxes incurred (excluding tax on capital gains)	9,454,966	575,209	708,405	3,593,381	428,416	3,681,918	0	426,571	41,050
33. Net gain from operations after dividends to policyholders, refunds to members and federal income taxes and before realized capital gains or (losses) (Line 31 minus Line 32)	57,830,552	4,853,248	1,834,063	22,805,718	7,857,844	12,747,130	(189,717)	7,274,462	647,732
34. Policies/certificates in force end of year	725,084	249,127	135,889	30,430	21,168	252,271		59	36,140

LIFE INSURANCE INDUSTRY AGGREGATES

ANALYSIS OF OPERATIONS BY LINES OF BUSINESS

Historical Table 2010 - 2019

6

(000's)

	2019	2018	2017	2016	2015	2014	2013	2012	2011	2010
1. Premiums and annuity considerations for life and accident and health co	691,912,671	603,406,538	597,830,529	601,802,605	640,556,693	647,585,070	580,737,677	642,944,587	621,632,675	581,176,458
2. Considerations for supplementary contracts with life contingencies	2,409,556									
3. Net investment income	198,812,522	4,041,556	2,144,477	2,237,983	2,641,039	2,794,056	2,494,760	2,406,027	2,235,369	1,462,404
4. Amortization of Interest Maintenance Reserve (IMR)	2,557,864									
5. Separate Accounts net gain from operations excluding unrealized gains or losses	(995,231)									
6. Commissions and expense allowances on reinsurance ceded	37,202,748	193,649,648	189,855,576	183,599,938	178,762,963	183,564,245	174,144,910	169,657,571	171,633,155	166,119,815
7. Reserve adjustments on reinsurance ceded	(29,735,709)	24,446,125	24,934,071	40,248,806	22,162,545	17,460,628	20,186,634	18,251,442	15,983,964	17,600,312
8. Miscellaneous income:										
8.1. Income from fees associated with investment management, administration and contract guarantees from Separate Accts.	37,475,072	32,044,503	(25,108,912)	(16,975,046)	(86,443,933)	(14,987,928)	(21,247,568)	(30,779,711)	(16,268,042)	(29,281,899)
8.2. Charges and fees for deposit-type contracts	198,757	15,198,449	20,081,920	18,302,905	64,264,012	17,219,885	19,286,139	16,877,172	15,247,567	14,479,553
8.3. Aggregate write-ins for miscellaneous income	19,480,547	914,702,651	850,778,918	867,777,607	861,712,336	892,727,817	810,647,308	855,000,993	839,294,109	776,732,030
9. Totals (Lines 1 to 8.3)	959,318,797	78,674,914	76,139,170	75,089,061	73,138,839	66,219,342	62,577,048	61,709,833	60,623,097	56,464,714
10. Death benefits	79,754,355	386,774	439,320	421,398	399,467	352,150	369,299	415,088	767,092	678,914
11. Matured endowments (excl. guaranteed annual pure endowments)	449,981	78,393,161	77,044,363	74,770,772	73,536,030	69,583,731	74,882,585	70,289,522	70,868,290	66,740,395
12. Annuity benefits	85,422,365	132,330,915	126,813,024	120,082,377	115,484,262	113,765,276	127,676,713	123,878,339	120,814,512	122,703,140
13. Disability benefits and benefits under accident and health contracts	142,592,790	11,215	19,405	19,508	18,247	19,002	17,234	17,179	16,075	16,264
14. Coupons, guaranteed annual pure endowments and similar benefits	4,326	350,494,754	309,139,826	265,257,787	273,125,989	281,615,198	248,768,774	245,717,747	237,266,589	216,806,456
15. Surrender benefits and withdrawals for life contracts	344,733,501	26,702	25,719	30,872	48,382	28,088	52,893	27,834	27,741	29,081
16. Group conversions	25,537									
17. Interest and adjustments on contract or deposit-type contract funds	10,464,768									
18. Payments on supplementary contracts with life contingencies	2,709,842	2,152,431	2,106,523	2,062,662	2,120,777	2,237,030	1,985,919	1,809,677	1,690,841	1,575,693
19. Increase in aggregate reserves for life, accident and health contracts	113,815,349									
20. Totals (Lines 10 to 19)	779,972,815									
21. Commissions on premiums, annuity considerations and deposit-type contract funds (direct business only)	47,044,314	137,310,740	100,535,753	127,533,347	77,607,420	105,965,715	78,046,998	76,445,522	131,137,696	86,539,397
22. Commissions and expense allowances on reinsurance assumed	24,937,993									
23. General insurance expenses and fraternal expenses	69,799,473									
24. Insurance taxes, licenses and fees, excluding federal income taxes	9,450,725	789,328,796	700,620,423	674,684,461	623,592,307	647,537,620	602,575,016	587,631,926	633,041,537	561,093,445
25. Increase in loading on deferred and uncollected premiums	35,091	44,628,236	43,612,039	43,306,841	43,295,359	42,405,689	41,233,284	41,606,577	42,389,483	40,576,187
26. Net transfers to or (from) Separate Accounts net of reinsurance	(72,688,085)	14,232,372	15,049,640	23,919,048	12,765,725	9,963,646	12,240,778	11,473,071	9,428,585	8,714,812
27. Aggregate write-ins for deductions	14,647,569	66,023,475	65,920,656	62,418,027	60,157,291	59,039,502	60,867,347	59,335,940	58,531,487	56,943,346
28. Totals (Lines 20 to 27)	873,199,894	10,796,303	8,830,965	10,841,399	10,496,048	9,994,614	8,389,161	8,217,455	7,987,544	7,712,498
29. Net gain from operations before dividends to policyholders, refunds to members and federal income taxes (Line 9 minus Line 28)	86,118,903	(29,304)	81,590	143,171	32,663	(6,544)	40,241	143,511	(14,548)	(114,036)
30. Dividends to policyholders and refunds to members	18,833,385	(89,648,289)	(65,770,433)	(38,046,582)	36,922,715	(16,464,689)	(771,567)	61,550,512	32,427,626	29,273,192
31. Net gain from operations after dividends to policyholders, refunds to members and before federal income taxes (Line 29 minus Line 30)	67,285,518									
32. Federal income taxes incurred (excluding tax on capital gains)	9,454,966	11,233,497	(4,021,029)	(2,735,013)	(5,042,187)	65,842,592	(411,442)	6,541,393	8,148,050	2,333,286
33. Net gain from operations after dividends to policyholders, refunds to members and federal income taxes and before realized capital gains or (losses) (Line 31 minus Line 32)	57,830,552	846,565,086	764,323,851	774,531,352	782,219,921	818,312,431	724,162,816	776,500,384	791,939,764	706,532,729
34. Policies/certificates in force end of year	725,084	68,137,565	86,455,067	93,246,255	79,492,415	74,415,387	86,484,492	78,500,610	47,354,345	70,199,301

LIFE INSURANCE INDUSTRY AGGREGATES

ANNUAL STATEMENT FOR THE YEAR 2019 OF THE

(Name)

7.1

(000's)

ANALYSIS OF INCREASE IN RESERVES DURING THE YEAR - INDIVIDUAL LIFE INSURANCE

	1	2	3	4	5	6	7	8	9	10	11	12
	Total	Industrial Life	Whole Life	Term Life	Indexed Life	Universal Life	Universal Life With Secondary Guarantees	Variable Life	Variable Universal Life	Credit Life (N/A Fraternal)	Other Individual Life	YRT Mortality Risk Only
Involving Life or Disability Contingencies (Reserve Net of Reinsurance Ceded)												
1. Reserve December 31, prior year	1,159,569,028	3,705,395	615,618,615	81,814,599	50,416,392	207,789,004	134,217,235	8,658,969	28,915,078	138,332	20,685,780	7,609,630
2. Tabular net premiums or considerations	145,713,748	18,967	46,403,476	23,424,797	12,666,901	16,023,836	18,786,903	1,530,952	6,257,715	53,157	2,218,353	18,328,689
3. Present value of disability claims incurred	752,877	(3)	214,545	137,809	5,688	95,234	23,302	241,629	26,720	0	7,688	264
4. Tabular interest	50,307,221	121,699	26,009,892	3,592,886	2,949,420	9,239,573	5,506,296	513,370	1,051,302	4,715	783,332	534,737
5. Tabular less actual reserve released	(189,225)	(11)	(59,079)	59,309	630	74,785	(10,205)	(240,068)	(15,732)	0	865	282
6. Increase in reserve on account of change in v	(1,280,311)	0	(640,641)	(1,056,682)	44,202	(51,114)	107,541	(6,934)	(12,282)	0	(30,650)	366,249
6.1. Change in Excess of VM20 deterministic / reserve over net premium reserve	334,931		536	178,773	75,796	1,569	45,928	31,764	566		0	0
7. Other increases (net)	14,232,640	22,227	3,527,809	(3,410,060)	453,192	17,308,681	(2,436,173)	(30,080)	79,783	1,404	(1,195,607)	(88,535)
8. Totals (Lines 1 to 7)	1,369,440,908	3,868,273	691,075,153	104,741,431	66,612,220	250,481,566	156,240,828	10,699,601	36,303,149	197,608	22,469,762	26,751,317
9. Tabular cost	94,753,170	104,422	21,551,857	20,062,955	3,073,324	14,068,636	12,997,770	1,338,082	2,794,755	46,356	614,209	18,100,805
10. Reserves released by death	21,674,319	180,113	13,336,391	418,461	233,259	4,003,255	1,939,116	474,848	764,013	1,495	241,539	81,829
11. Reserves released by other terminations (net)	43,220,614	52,703	16,887,885	4,268,803	1,950,097	12,310,860	2,116,164	1,043,495	3,148,443	25,226	996,167	420,773
12. Annuity, supplementary contract and disability payments involving life contingencies	668,764	49	277,519	109,820	17,742	169,510	7,840	37,671	11,296	0	36,181	1,137
13. Net transfers to or (from) Separate Accounts	(1,629,972)	0	0	0	(148)	(229,586)	0	(871,543)	(528,694)	0	0	0
14. Total deductions (Lines 9 to 13)	158,686,894	337,286	52,053,652	24,860,039	5,274,273	30,322,675	17,060,890	2,022,552	6,189,812	73,078	1,888,095	18,604,544
15. Reserve December 31, current year	1,210,754,013	3,530,987	639,021,501	79,881,392	61,337,947	220,158,892	139,179,938	8,677,049	30,113,337	124,531	20,581,666	8,146,773
Cash Surrender Value and Policy Loans												
16. CSV Ending balance December 31, current y	942,822,100	3,027,334	555,544,011	2,918,568	51,376,510	209,866,070	64,823,079	5,981,149	30,687,884	0	18,597,494	2
17. Amount available for Policy Loans Based up	858,809,767	2,597,732	501,744,472	2,014,106	46,724,059	193,290,797	58,848,590	5,677,378	30,808,562	0	17,104,069	2

LIFE INSURANCE INDUSTRY AGGREGATES

ANNUAL STATEMENT FOR THE YEAR 2019 OF THE

(Name)

7.2

(000's)

ANALYSIS OF INCREASE IN RESERVES DURING THE YEAR -GROUP LIFE INSURANCE

	1	2	3	4	5	6	7	8	9
	Total	Whole Life	Term Life	Variable Life	Universal Life	Variable Universal Life	Credit Life	Other Group Life	YRT Mortality Risk Only
Involving Life or Disability Contingencies (Reserves (Net of Reinsurance Ceded)									
1. Reserve December 31, prior year	63,043,120	22,744,506	13,863,647	886,595	21,862,568	1,987,693	387,596	1,219,474	91,040
2. Tabular net premiums or considerations	36,302,554	2,156,060	29,890,568	977,245	1,382,572	1,037,861	423,779	188,099	246,371
3. Present value of disability claims incurred	817,436	25,182	786,816	137	1,451	(2,846)	4	5,479	1,215
4. Tabular interest	2,534,665	1,208,055	563,242	31,165	570,573	79,211	17,287	60,104	5,028
5. Tabular less actual reserve released	(326,692)	(6,331)	(327,834)	267	4,975	12,259	(16)	(8,290)	(1,722)
6. Increase in reserve on account of change in val	17,662	25,733	(8,071)	0	0	0	0	0	0
7. Other increases (net)	(12,035,507)	(2,071,550)	281,858	21,568	(10,272,238)	50,660	16,567	(8,821)	(53,551)
8. Totals (Lines 1 to 7)	90,353,238	24,081,655	45,050,226	1,916,976	13,549,901	3,164,838	845,218	1,456,046	288,380
9. Tabular cost	33,576,356	815,674	30,108,544	87,798	1,391,329	514,227	254,929	165,762	238,092
10. Reserves released by death	1,865,977	1,140,480	278,791	93,571	245,698	61,133	1,628	44,672	4
11. Reserves released by other terminations (net)	1,830,791	358,394	859,819	54,366	275,072	98,895	159,835	23,651	760
12. Annuity, supplementary contract and disability payments involving life contingencies	183,165	4,952	166,350	0	3,050	0	172	8,640	0
13. Net transfers to or (from) Separate Accounts	768,103	0	(161,750)	548,182	118	381,552	0	0	0
14. Total deductions (Lines 9 to 13)	38,224,392	2,319,501	31,251,754	783,916	1,915,267	1,055,807	416,564	242,726	238,856
15. Reserve December 31, current year	52,128,846	21,762,154	13,798,472	1,133,059	11,634,633	2,109,031	428,653	1,213,320	49,524
Cash Surrender Value and Policy Loans									
16. CSV Ending balance December 31, current ye	29,028,086	18,028,413	112,679	246,959	8,428,119	1,390,060	261,743	560,112	0
17. Amount available for Policy Loans Based upo	32,466,905	16,338,754	60,734	360,211	7,703,838	7,461,520	0	541,847	0

LIFE INSURANCE INDUSTRY AGGREGATES

ANNUAL STATEMENT FOR THE YEAR 2019 OF THE

(Name)

7.3

(000's)

ANALYSIS OF INCREASE IN RESERVES DURING THE YEAR -INDIVIDUAL ANNUITIES

	1	Deferred				6	7
		2	3	4	5		
	Total	Fixed Annuities	Indexed Annuities	Variable Annuities with Guarantees	Variable Annuities without Guarantees	Life Contingent Payout (Immediate and Annuityizations)	Other Annuities
Involving Life or Disability Contingencies (Reserves) (Net of Reinsurance Ceded)							
1. Reserve December 31, prior year	1,300,960,496	419,006,939	419,310,866	250,302,063	5,636,411	185,270,151	21,434,067
2. Tabular net premiums or considerations	194,713,451	41,177,725	74,826,058	60,948,325	3,635,622	13,694,055	431,666
3. Present value of disability claims incurred							
4. Tabular interest	43,977,113	13,096,613	14,589,029	6,612,416	143,434	8,303,361	1,232,260
5. Tabular less actual reserve released	(11,122,755)	(3,148,160)	(5,691,910)	(2,043,395)	36,627	(315,739)	39,822
6. Increase in reserve on account of change in valuation basis	903,507	6,062	(25,050)	922,941	(6,929)	6,498	(14)
7. Other increases (net)	7,106,948	(297,434)	1,942,747	1,517,309	(25,102)	3,561,239	408,189
8. Totals (Lines 1 to 7)	1,536,538,760	469,841,744	504,951,739	318,259,659	9,420,062	210,519,565	23,545,990
9. Tabular cost	118,206	46,930	8,959	12	9,782	52,069	455
10. Reserves released by death							
11. Reserves released by other terminations (net)	113,543,869	31,552,093	24,015,228	54,510,974	2,607,868	811,494	46,211
12. Annuity, supplementary contract and disability payments involving life contingencies	87,984,321	19,192,752	7,834,432	43,149,932	960,996	15,357,209	1,489,001
13. Net transfers to or (from) Separate Accounts	(13,835,368)	(432,597)	4,408,104	(18,166,897)	509,276	(108,732)	(44,523)
14. Total deductions (Lines 9 to 13)	187,811,028	50,359,177	36,266,723	79,494,020	4,087,922	16,112,041	1,491,143
15. Reserve December 31, current year Cash Surrender Value and Policy Loans	1,348,727,732	419,482,567	468,685,016	238,765,639	5,332,140	194,407,524	22,054,847
16. CSV Ending balance December 31, current year	944,733,663	377,672,809	401,816,018	157,574,239	7,003,865	403,701	263,032
17. Amount available for Policy Loans Based upon Line 16 CSV	311,387,544	108,013,840	167,470,213	34,471,000	1,157,613	141,800	133,078

LIFE INSURANCE INDUSTRY AGGREGATES

ANNUAL STATEMENT FOR THE YEAR 2019 OF THE

(Name)

7.4

(000's)

ANALYSIS OF INCREASE IN RESERVES DURING THE YEAR -GROUP ANNUITIES

	1	Deferred				6	7
		2	3	4	5		
	Total	Fixed Annuities	Indexed Annuities	Variable Annuities with Guarantees	Variable Annuities without Guarantees	Life Contingent Payout (Immediate and Annuityizations)	Other Annuities
Involving Life or Disability Contingencies (Reserves) (Net of Reinsurance Ceded)							
1. Reserve December 31, prior year	412,091,012	105,598,251	12,571,008	97,165,225	57,750,425	116,562,952	22,443,152
2. Tabular net premiums or considerations	79,853,906	17,042,293	206,786	14,977,509	20,203,548	21,539,478	5,884,293
3. Present value of disability claims incurred							
4. Tabular interest	15,075,630	3,784,975	323,257	2,966,659	1,617,566	5,516,891	866,282
5. Tabular less actual reserve released	132,325	(301,948)	(118,130)	272,042	100,513	184,884	(5,034)
6. Increase in reserve on account of change in valuation basis	552,624	1,745	0	630,252	(761)	(33,739)	(44,872)
7. Other increases (net)	(3,409,673)	3,385,451	37,895	(6,466,379)	169,314	(433,510)	(102,443)
8. Totals (Lines 1 to 7)	504,295,824	129,510,766	13,020,815	109,545,307	79,840,604	143,336,955	29,041,376
9. Tabular cost	3,324	76	0	0	3,089	27	133
10. Reserves released by death							
11. Reserves released by other terminations (net)	48,667,004	14,132,484	1,035,727	11,621,945	13,927,568	7,581,775	367,505
12. Annuity, supplementary contract and disability payments involving life contingencies	44,420,166	6,835,099	366,698	8,562,549	9,524,607	14,058,713	5,072,499
13. Net transfers to or (from) Separate Accounts	(13,431,829)	(1,719,892)	607	(6,665,933)	(3,880,810)	(2,150,756)	984,956
14. Total deductions (Lines 9 to 13)	79,658,665	19,247,767	1,403,031	13,518,561	19,574,454	19,489,758	6,425,093
15. Reserve December 31, current year	424,637,159	110,262,999	11,617,784	96,026,746	60,266,151	123,847,197	22,616,283
Cash Surrender Value and Policy Loans							
16. CSV Ending balance December 31, current year	231,305,850	58,443,741	10,814,040	69,464,522	70,211,414	12,538,990	9,833,143
17. Amount available for Policy Loans Based upon Line 16 CSV	75,594,846	22,334,167	1,043,463	28,097,498	11,800,348	12,315,245	4,126

LIFE INSURANCE INDUSTRY AGGREGATES

ANNUAL STATEMENT FOR THE YEAR 2019 OF THE

(Name)

8

(000's)

EXHIBIT OF NET INVESTMENT INCOME

	1 Collected During Year	2 Earned During Year
1. U.S. Government bonds	6,426,458	6,445,938
1.1. Bonds exempt from U.S. tax	179,054	176,638
1.2. Other bonds (unaffiliated)	132,435,376	132,679,959
1.3. Bonds of affiliates	1,359,701	1,496,210
2.1. Preferred stocks (unaffiliated)	700,913	704,741
2.1.1. Preferred stocks of affiliates	63,511	61,300
2.2. Common stocks (unaffiliated)	1,210,747	1,230,735
2.2.1. Common stocks of affiliates	11,471,189	11,307,939
3. Mortgage loans	25,709,867	25,834,366
4. Real estate	3,164,904	3,201,360
5. Contract loans	7,854,975	7,971,431
6. Cash, cash equivalents and short-term investments	2,955,311	3,017,876
7. Derivative instruments	2,205,593	2,345,312
8. Other invested assets	16,257,778	16,444,863
9. Aggregate write-ins for investment income	649,247	720,207
10. Total gross investment income	212,644,623	213,638,874
11. Investment expenses		8,875,767
12. Investment taxes, licenses and fees, excluding federal income taxes		444,284
13. Interest expense		3,172,422
14. Depreciation on real estate and other invested assets		916,522
15. Aggregate write-ins for deductions from investment income		1,417,382
16. Total deductions (Lines 11 through 15)		14,826,377
17. Net investment income (Line 10 minus Line 16)		198,812,497

EXHIBIT OF CAPITAL GAINS (LOSSES)

(000)

	1 Realized Gain (Loss) On Sales or Maturity	2 Other Realized Adjustments	3 Total Realized Capital Gain (Loss) (Columns 1 + 2)	4 Change in Unrealized Capital Gain (Loss)	5 Change in Unrealized Foreign Exchange Capital Gain (Loss)
1. U.S. Government bonds	1,324,752	(11,033)	1,313,719	61,780	0
1.1. Bonds exempt from U.S. tax	41,216	0	41,216	14	0
1.2. Other bonds (unaffiliated)	6,595,377	(2,223,569)	4,371,808	136,021	2,036,345
1.3. Bonds of affiliates	2,333	(33,730)	(31,397)	(1,949)	27,911
2.1. Preferred stocks (unaffiliated)	88,704	(26,596)	62,108	11,603	12,269
2.1.1. Preferred stocks of affiliates	1,724	0	1,724	(915)	0
2.2. Common stocks (unaffiliated)	1,852,193	(364,307)	1,487,885	5,931,433	6,619
2.2.1. Common stocks of affiliates	306,210	(866,965)	(560,755)	9,891,346	16
3. Mortgage loans	19,276	(341,122)	(321,846)	(17,548)	947,433
4. Real estate	939,830	(85,143)	854,686	336	(10)
5. Contract loans	(177)	185	8	0	12
6. Cash, cash equivalents and short-term investments	14,052	18,398	32,450	(705)	362
7. Derivative instruments	(6,816,680)	1,745,475	(5,071,205)	4,692,752	(1,559,180)
8. Other invested assets	1,479,585	(1,543,042)	(63,457)	2,764,380	38,697
9. Aggregate write-ins for capital gains (losses)	(43,084)	164,407	121,323	1,048,215	(843,500)
10. Total capital gains (losses)	5,805,310	(3,567,042)	2,238,268	24,516,763	666,974

LIFE INSURANCE INDUSTRY AGGREGATES
ANNUAL STATEMENT FOR THE YEAR 2019 OF THE

(000's)

(Name)

9

EXHIBIT 1 - PART 1 - PREMIUMS AND ANNUITY CONSIDERATIONS FOR LIFE AND ACCIDENT AND HEALTH CONTRACTS

	1 Total	2 Industrial Life	Ordinary		5 Credit Life (Grp and Ind)	Group		Accident and Health			11 Aggregate All Other LOB
			3 Life Insurance	4 Ind Annuities		6 Life Insurance	7 Annuities	8 Group	9 Credit (Grp and Ind)	10 Other	
FIRST YEAR (other than single)											
1. Uncollected	610,034	21	150,955	(30,305)	101	56,801	6,188	410,603	77	15,671	(78)
2. Deferred and accrued	1,935,470	59	1,677,502	2,745	0	234,851	0	22,707	0	(2,395)	0
3. Deferred, accrued & uncollected:											
3.1. Direct	2,628,958	81	1,786,340	(2,339)	1	289,940	0	486,053	6	68,957	(80)
3.2. Reinsurance assumed	1,057,126	0	503,784	394,797	124	19,610	6,188	116,914	72	15,634	2
3.3. Reinsurance ceded	1,140,627	0	461,667	420,017	24	17,898	0	169,657	0	71,364	0
3.4. Net (Line 1 + Line 2)	2,545,504	81	1,828,457	(27,560)	101	291,652	6,188	433,310	77	13,275	(78)
4. Advance	213,357	4	(6,832)	52	0	14,562	6	148,150	0	56,358	147
5. Line 3.4- Line 4	2,332,147	76	1,835,289	(27,612)	101	277,090	6,182	285,161	77	(43,083)	(225)
6. Collected during year:											
6.1. Direct	147,169,658	614	20,103,295	95,346,089	148,888	3,374,583	14,820,715	8,527,565	155,606	4,683,638	5,131
6.2. Reinsurance assumed	24,709,799	0	5,166,348	16,476,297	48,729	311,468	1,089,635	1,104,467	35,276	477,580	0
6.3. Reinsurance ceded	27,709,464	0	5,973,933	17,236,752	159,113	462,037	(2,164)	3,162,956	108,494	608,342	0
6.4. Net	144,169,993	614	19,295,710	94,585,635	38,503	3,224,013	15,912,513	6,469,076	82,388	4,552,876	5,131
7. Line 5 + Line 6.4	146,502,141	691	21,131,000	94,558,023	38,604	3,501,103	15,918,696	6,754,237	82,465	4,509,792	4,906
8. Prior year (uncollected + deferred and accrued - advance)	2,485,781	84	1,790,663	(12,574)	1,670	284,224	708	394,470	64	27,635	(180)
9. First year premiums and considerations											
9.1. Direct	147,167,748	606	20,137,367	95,348,215	148,720	3,381,082	14,820,715	8,494,809	155,603	4,671,935	5,086
9.2. Reinsurance assumed	23,491,020	0	3,966,418	16,472,934	47,351	309,222	1,095,109	1,102,559	35,292	462,134	0
9.3. Reinsurance ceded	26,627,637	0	4,763,449	17,250,553	159,138	464,127	(2,164)	3,232,081	108,494	651,960	0
9.4. Net	144,031,178	606	19,340,336	94,570,597	36,934	3,226,177	15,917,988	6,365,287	82,402	4,482,157	5,086
SINGLE											
10. Single premiums and considerations											
10.1. Direct	161,977,170	58,085	21,349,658	95,203,043	368,373	1,460,147	43,072,096	23,079	354,425	87,131	1,132
10.2. Reinsurance assumed	21,616,043	(32)	10,133,874	9,778,749	37,584	148,103	1,414,330	12,147	28,529	62,757	0
10.3. Reinsurance ceded	45,851,218	142	12,060,911	26,163,694	99,899	201,385	6,998,368	15,950	138,213	172,656	0
10.4. Net	137,741,995	57,911	19,422,622	78,818,098	306,058	1,406,864	37,488,058	19,277	244,740	(22,767)	1,132
RENEWAL											
11. Uncollected	13,937,630	5,525	3,064,004	52,537	30,257	1,335,252	749,740	5,735,076	38,270	2,926,612	359
12. Deferred and accrued	12,527,456	1,743	14,743,196	29,357	(15,288)	497,729	132,897	(2,171,481)	(48,080)	(642,851)	237
13. Deferred, accrued, & uncollected:											
13.1. Direct	25,222,686	2,298	17,391,435	8,058	6,900	2,173,098	279,083	3,750,207	(13,481)	1,625,087	0
13.2. Reinsurance assumed	19,564,519	164	13,249,174	653,965	12,829	1,519,889	651,649	2,324,196	8,599	1,142,772	1,282
13.3. Reinsurance ceded	18,322,119	(4,806)	12,833,410	580,129	4,761	1,860,006	48,096	2,510,809	4,928	484,099	687
13.4. Net	26,465,086	7,268	17,807,200	81,894	14,968	1,832,980	882,637	3,563,595	(9,811)	2,283,761	595
14. Advance	2,982,312	597	1,027,564	627	7,846	214,199	3,599	970,322	13,733	743,825	0
15. Line 13.4 - Line 14	23,482,774	6,671	16,779,636	81,267	7,122	1,618,781	879,038	2,593,272	(23,544)	1,539,935	595
16. Collected during year:											
16.1. Direct	461,288,992	16,214	111,302,410	32,482,430	296,952	34,942,060	90,186,451	132,157,023	379,664	59,524,720	7
16.2. Reinsurance assumed	122,822,403	51,455	70,004,488	9,477,928	48,423	9,680,584	3,624,629	18,644,229	50,322	11,240,560	(215)
16.3. Reinsurance ceded	176,154,066	47,120	92,904,577	13,430,767	31,784	19,453,741	4,043,040	31,217,957	28,971	14,996,323	(214)
16.4. Net	407,957,329	20,548	88,402,321	28,529,590	313,591	25,168,903	89,768,041	119,583,295	401,016	55,768,956	7
17. Line 15 + Line 16.4	431,440,104	27,219	105,181,957	28,610,857	320,713	26,787,684	90,647,079	122,176,567	377,472	57,308,892	603
18. Prior year (uncollected + deferred and accrued - advance)	21,245,523	(21,654)	15,740,947	35,912	7,600	1,651,027	922,233	1,911,841	(22,050)	1,019,186	481
19. Renewal premiums and considerations:											
19.1. Direct	462,769,322	16,129	112,172,076	32,482,865	293,803	34,907,091	90,173,273	132,575,974	379,555	59,767,489	7
19.2. Reinsurance assumed	124,378,616	51,442	69,880,776	10,030,335	50,285	9,780,735	3,769,784	19,184,248	49,745	11,581,152	113
19.3. Reinsurance ceded	177,021,609	18,699	92,612,086	13,991,281	30,975	19,563,208	4,218,211	31,499,618	29,778	15,057,755	(1)
19.4. Net (Line 17 - Line 18)	410,126,328	48,873	89,440,765	28,521,918	313,113	25,124,617	89,724,846	120,260,604	399,522	56,290,886	121
TOTAL											
20. Total premiums and annuity considerations:											
20.1. Direct	771,914,240	74,820	153,659,101	223,034,123	810,896	39,748,320	148,066,084	141,093,862	889,583	64,526,555	6,225
20.2. Reinsurance assumed	169,485,678	51,411	83,981,068	36,282,018	135,220	10,238,060	6,279,223	20,298,954	113,567	12,106,044	113
20.3. Reinsurance ceded	249,500,464	18,841	109,436,446	57,405,527	290,011	20,228,721	11,214,415	34,747,648	276,485	15,882,370	(1)
20.4. Net (Lines 9.4 + 10.4 + 19.4)	691,899,501	107,390	128,203,723	201,910,614	656,105	29,757,659	143,130,892	126,645,168	726,664	60,750,277	6,339

LIFE INSURANCE INDUSTRY AGGREGATES

ANNUAL STATEMENT FOR THE YEAR 2019 OF THE
(000's) (Name)

10

EXHIBIT 1 - PART 2 - DIVIDENDS AND COUPONS APPLIED, REINSURANCE COMMISSIONS AND EXPENSE

ALLOWANCES AND COMMISSIONS INCURRED (Direct Business Only)

	1 Total	2 Industrial Life	Ordinary		5 Credit Life (Grp and Ind)	Group		Accident and Health			11 Aggregate All Other LOB
			3 Life Insurance	4 Ind Annuities		6 Life Insurance	7 Annuities	8 Group	9 Credit (Grp and Ind)	10 Other	
POLICYHOLDERS'S DIVIDENDS, REFUNDS TO											
21. To pay renewal premiums	2,504,913	3	2,070,973	960	0	32,119	1,434	27,051	0	372,374	0
22. All other	10,897,012	8,684	10,716,412	83,610	0	53,846	34,460	0	0	0	0
REINSURANCE COMMISSIONS AND EXPENSE ALLOWANCES INCURRED											
23. First year (other than single):											
23.1. Reinsurance ceded	4,824,561	0	2,043,015	1,829,141	31,379	65,219	2,039	492,682	35,713	325,377	(4)
23.2. Reinsurance assumed	2,821,261	0	1,390,289	841,114	15,212	30,189	(71)	287,658	23,613	233,261	(4)
23.3. Net ceded less assumed	2,003,300	0	652,726	988,027	16,167	35,030	2,110	205,023	12,100	92,117	0
24. Single:											
24.1. Reinsurance ceded	11,363,459	88	6,275,921	4,672,277	39,705	29,104	154,357	45,458	61,530	83,958	1,060
24.2. Reinsurance assumed	9,574,034	0	6,060,631	3,387,057	10,770	35,477	4,630	3,813	10,661	60,996	0
24.3. Net ceded less assumed	1,789,425	88	215,290	1,285,220	28,935	(6,373)	149,727	41,645	50,869	22,962	1,060
25. Renewal:											
25.1. Reinsurance ceded	21,014,689	34,837	11,634,150	2,307,082	15,892	720,147	339,800	3,561,969	11,849	2,387,688	1,274
25.2. Reinsurance assumed	12,542,699	16,379	6,781,551	1,617,950	10,961	364,095	86,563	1,833,330	40,177	1,793,481	(1,788)
25.3. Net ceded less assumed	8,471,990	18,458	4,852,599	689,132	4,931	356,052	253,237	1,728,639	(28,328)	594,207	3,062
26. Totals:											
26.1. Reinsurance ceded	37,202,709	34,925	19,953,086	8,808,501	86,976	814,470	496,196	4,100,109	109,092	2,797,023	2,331
26.2. Reinsurance assumed	24,937,994	16,379	14,232,471	5,846,121	36,943	429,761	91,122	2,124,801	74,450	2,087,737	(1,792)
26.3. Net ceded less assumed	12,264,715	18,546	5,720,615	2,962,380	50,033	384,709	405,074	1,975,307	34,642	709,286	4,123
COMMISSIONS INCURRED (direct business only)											
27. First year (other than single)	19,651,154	2,497	9,866,465	5,819,466	33,622	581,391	334,695	1,511,581	61,003	1,436,496	(3,974)
28. Single	4,832,431	12	327,689	3,647,107	124,637	187,819	331,774	28,871	130,287	45,707	5,742
29. Renewal	22,386,509	3,182	4,206,100	6,235,111	20,352	1,228,904	1,425,538	5,708,295	7,712	3,542,509	5,581
30. Deposit-type contract funds	174,164	0	582	131,860	0	2	31,508	0	0	4	10,207
31. Totals (to agree with Page 6, Line 21)	47,044,258	5,691	14,400,836	15,833,545	178,611	1,998,117	2,123,516	7,248,747	199,002	5,024,717	17,556

LIFE INSURANCE INDUSTRY AGGREGATES
ANNUAL STATEMENT FOR THE YEAR 2019 OF THE (Name)

11

EXHIBIT 2 - GENERAL EXPENSES

(000's) Omitted	1 Life	Accident and Health		4 All Other LOB	5 Investment	6 Total
		2 Cost Containment	3 All Other			
1. Rent	1,479,498	79,337	724,626	159,554	226,867	2,674,810
2. Salaries and wages	19,734,431	1,574,022	12,964,635	1,326,292	2,432,949	38,098,500
3.11. Contributions for benefit plans for employees	3,205,864	407,686	2,305,696	178,045	346,001	6,459,272
3.12. Contributions for benefit plans for agents	712,569	220	101,998	12,817	6,400	837,332
3.21. Payments to employees under non-funded benefit plans	148,591	3,495	30,523	(14,210)	1,645	171,583
3.22. Payments to agents under non-funded benefit plans	99,702	9	3,369	8,283	0	111,662
3.31. Other employee welfare	287,893	4,906	159,910	23,810	38,220	515,263
3.32. Other agent welfare	16,298	13	7,304	(7,471)	(27)	16,200
4.1. Legal fees and expenses	556,688	13,724	232,724	78,147	36,596	918,736
4.2. Medical examination fees	601,326	20,578	82,323	814	4,513	709,668
4.3. Inspection report fees	126,512	1,465	17,080	243	260	145,592
4.4. Fees of public accountants and consulting actuaries	714,020	4,530	267,641	73,845	51,545	1,112,806
4.5. Expense of investigation and settlement of policy claims	82,908	196,388	415,356	3,496	1,532	699,694
5.1. Traveling expenses	730,959	31,047	444,442	67,147	63,074	1,339,948
5.2. Advertising	1,453,065	50,553	663,821	73,883	10,222	2,254,314
5.3. Postage, express, telegraph and telephone	785,621	55,334	571,366	41,265	17,082	1,473,921
5.4. Printing and stationery	435,730	13,901	231,690	11,997	12,218	709,421
5.5. Cost or depreciation of furniture and equipment	364,752	12,171	(71,874)	16,808	17,789	341,436
5.6. Rental of equipment	391,675	3,427	214,889	18,062	50,572	679,107
5.7. Cost or depreciation of EDP equipment and software	2,606,734	125,835	1,677,492	212,995	142,891	4,774,056
6.1. Books and periodicals	55,141	1,535	60,576	2,681	56,738	177,056
6.2. Bureau and association fees	154,613	2,163	42,841	13,095	12,972	226,555
6.3. Insurance, except on real estate	178,235	17,165	115,463	16,322	11,849	340,584
6.4. Miscellaneous losses	125,886	58	79,163	21,498	1,006	227,492
6.5. Collection and bank service charges	257,051	4,812	147,329	32,527	39,156	481,328
6.6. Sundry general expenses	2,507,857	309,274	2,666,163	254,168	295,369	6,048,788
6.7. Group service and administration fees	753,274	80,481	1,002,980	35,872	22,389	1,895,006
6.8. Reimbursements by uninsured plans	(263)	(10,233)	(10,737,749)	(3,114)	(7)	(10,751,365)
7.1. Agency expense allowance	1,171,443	71,022	1,551,864	9,962	18,686	2,825,719
7.2. Agents' balances charged off (less recovered)	58,339	53	9,867	72	405	69,136
7.3. Agency conferences other than local meetings	345,955	87	73,232	9,810	33,839	463,597
8.1. Official publication (Fraternal Benefit Societies Only)						15,622
8.2. Expense of supreme lodge meetings (Fraternal Benefit Societies Only)						8,883
9.1. Real estate expenses	62,677	311	52,469	14,880	1,161,556	1,292,714
9.2. Investment expenses not included elsewhere	18,560	21	3,493	2,411	3,352,020	3,376,529
9.3. Aggregate write-ins for expenses	4,400,695	262,300	2,371,435	219,619	412,906	7,937,751
10. General expenses incurred	44,624,298	3,337,690	18,484,137	2,915,625	8,879,232	78,678,716
11. General expenses unpaid December 31, prior year	11,406,637	41,076	4,560,707	250,957	795,424	17,081,778
12. General expenses unpaid December 31, current year	11,719,054	56,908	5,366,376	985,421	845,438	19,008,031
13. Amounts receivable relating to uninsured plans, prior year	6,135	490	1,803,288	22	260	1,810,196
14. Amounts receivable relating to uninsured plans, current year	6,540	745	3,129,617	0	0	3,136,902
15. General expenses paid during year (Lines 10 + 11 - 12 - 13 + 14)	44,312,285	3,322,114	19,004,796	2,181,138	8,828,958	78,079,169

EXHIBIT 3 - TAXES, LICENSES AND FEES (EXCLUDING FEDERAL INCOME TAXES)

(000's) Omitted	Insurance			4 Investment	5 Total
	1 Life	2 Acc and Health	3 All Other LOB		
1. Real estate taxes	34,689	19,848	(146)	365,181	419,659
2. State insurance department licenses and fees	378,553	263,582	13,338	14,695	670,520
3. State taxes on premiums	2,896,664	2,535,485	1,603	229	5,434,009
4. Other state taxes, including for employee benefits	339,600	392,897	18,366	7,851	758,876
5. U.S. Social Security taxes	1,252,972	760,869	138,255	51,190	2,208,337
6. All other taxes	235,943	118,030	44,025	5,137	403,606
7. Taxes, licenses and fees incurred	5,138,420	4,090,712	215,441	444,284	9,895,008
8. Taxes, licenses and fees unpaid December 31, prior year	835,332	1,092,993	68,894	56,507	2,054,368
9. Taxes, licenses and fees unpaid December 31, current year	783,070	1,152,151	90,715	65,899	2,092,470
10. Taxes, licenses and fees paid during year (Lines 7 + 8 - 9)	5,190,682	4,031,553	193,620	434,891	9,856,906

EXHIBIT 4 - DIVIDENDS OR REFUNDS

(000's) Omitted	1 Life	2 Acc and Health
	1. Applied to pay renewal premiums	2,289,684
2. Applied to shorten the endowment or premium-paying period	31,820	0
3. Applied to provide paid-up additions	12,112,767	0
4. Applied to provide paid-up annuities	117,390	0
5. Total Lines 1 through 4	14,551,661	399,246
6. Paid-in cash	1,268,868	59,418
7. Left on deposit	663,980	7,811
8. Aggregate write-ins for dividend or refund options	1,737,465	125
9. Total Lines 5 through 8	18,221,973	466,599
10. Amount due and unpaid	(100,154)	153,761
11. Provision for dividends or refunds payable in the following calendar year	17,570,524	515,258
12. Terminal dividends	251,503	0
13. Provision for deferred dividend contracts	1,211	0
14. Amount provisionally held for deferred dividend contracts not included in Line 13	7	0
15. Total Lines 10 through 14	17,723,091	669,019
16. Total from prior year	17,647,308	596,960
17. Total dividends or refunds (Lines 9 + 15 - 16)	18,297,756	538,657

LIFE INSURANCE INDUSTRY AGGREGATES

ANNUAL STATEMENT FOR THE YEAR 2019 OF THE
(000's) (Name)

14

EXHIBIT 6 - AGGREGATE RESERVES FOR ACCIDENT AND HEALTH CONTRACTS

	1 Total	2 Group Accident and Health	3 Credit Accident and Health (Group and Individual)	4 Collectively Renewable	Other Individual Contracts				
					5 Non- Cancellable	6 Guaranteed Renewable	7 Non-Renewable for Stated Reasons Only	8 Other Accident Only	9 All Other

ACTIVE LIFE RESERVE

ACTIVE LIFE RESERVE									
1. Unearned premium reserves	6,255,667	182,704	439,164	466,021	4,885	47,515	66,115	0	0
2. Additional contract reserves	195,004,453	1,476,396	11,640	1,781,286	42,645	122,245	0	6,249	0
3. Additional actuarial reserves - Asset/Liability analysis	20,426,413	37,988	51,285	8,368	0	6,900	0	7,833	2,955
4. Reserve for future contingent benefits	168,784	14,109	69,479	421	0	5,035	1,220	516	0
5. Reserve for rate credits	30,535	0	1,661	1,748	439	5,056	0	0	0
6. Aggregate write-ins for reserves	792,023	180,789	259,422	0	0	1,930	13,745	209,846	0
7. Totals (Gross)	222,677,875	1,891,986	832,651	2,257,844	47,969	188,681	81,080	224,444	2,955
8. Reinsurance ceded	70,723,238	563,244	40,546	318,224	2	3,644	117	0	0
9. Totals (net)	151,954,638	1,328,742	792,104	1,939,620	47,967	185,037	80,964	224,444	2,955

CLAIM RESERVE

CLAIM RESERVE									
10. Present value of amounts not yet due on claims	139,717,677	1,529,580	711,530	115,881	643	71,330	0	0	20,215
11. Additional actuarial reserves - Asset/Liability analysis	100,923	50	0	0	0	0	0	679	0
12. Reserve for future contingent benefits	130,027	10,493	64,091	40,668	14	156	577	1,384	2,121
13. Aggregate write-ins for reserves	299,015	0	172	0	0	0	0	0	0
14. Totals (gross)	140,247,643	1,540,122	775,792	156,549	658	71,486	577	2,063	22,336
15. Reinsurance ceded	43,701,986	627,625	217,418	7,607	492	5,438	0	0	169
16. Totals (Net)	96,545,656	912,497	558,374	148,942	166	66,049	577	2,063	22,167
17. TOTAL (Net)	248,500,294	2,241,240	1,350,479	2,088,562	48,133	251,085	81,541	226,507	25,122
18. TABULAR FUND INTEREST	8,522,758	78,982	13,001	49,260	908	2,618	0	0	0

LIFE INSURANCE INDUSTRY AGGREGATES

ANNUAL STATEMENT FOR THE YEAR 2019 OF THE

(Name)

15

(000's)

EXHIBIT 7 -- DEPOSIT-TYPE CONTRACTS

	1	2	3	4	5	6
	Total	Guaranteed Interest Contracts	Annuities Certain	Supplemental Contracts	Dividend Accumulations or Refunds	Premium and Other Deposit Funds
1. Balance at the beginning of the year before reinsurance	340,360,955	92,558,468	46,068,633	49,810,732	20,771,381	131,151,740
2. Deposits received during the year	217,727,379	68,165,616	6,946,607	13,030,283	786,404	128,798,469
3. Investment earnings credited to the account	9,762,011	2,242,479	1,797,833	1,497,859	624,939	3,598,901
4. Other net change in reserves	311,574	(580,812)	254,161	86,439	7,645	544,140
5. Fees and other charges assessed	233,725	18,026	105,724	2,702	2	107,271
6. Surrender charges	1,082,605	370,180	2,759	1,308	22	708,336
7. Net surrender or withdrawal payments	210,866,588	66,136,774	6,906,681	13,933,179	1,829,145	122,060,808
8. Other net transfers to or (from) Separate Accounts	(3,173,179)	(2,919,250)	(3,185)	(20,059)	0	(230,685)
9. Balance at the end of current year before reinsurance (Lines 1 + 2 + 3 + 4 - 5 - 6 - 7 - 8)	359,152,179	98,780,019	48,055,256	50,508,183	20,361,201	141,447,520
10. Reinsurance balance at the beginning of the year	(10,007,377)	(503,343)	(3,728,185)	(254,801)	(5,105,458)	(415,590)
11. Net change in reinsurance assumed	(269,306)	509,848	(704,323)	(55,172)	(130,931)	111,272
12. Net change in reinsurance ceded	164,176	(191,010)	(599,694)	(43,140)	(227,178)	1,225,198
13. Reinsurance balance at the end of the year (Lines 10 + 11 - 12)	(10,440,859)	197,515	(3,832,815)	(266,833)	(5,009,211)	(1,529,516)
14. Net balance at the end of current year after reinsurance (Lines 9 + 13)	348,711,319	98,977,535	44,222,441	50,241,350	15,351,989	139,918,004

LIFE INSURANCE INDUSTRY AGGREGATES

ANNUAL STATEMENT FOR THE YEAR 2019 OF THE

(Name)

(000's)

EXHIBIT 8 - CLAIMS FOR LIFE AND ACCIDENT AND HEALTH CONTRACTS

Part 1 - Liability End of Current Year

	1 Total	2 Industrial Life	Ordinary			6 Credit Life (Group and Individual	Group		Accident and Health		
			3 Life Insurance	4 Individual Annuities	5 Supplementary Contracts		7 Life Insurance	8 Annuities	9 Group	10 Credit (Grp and Indiv)	11 Other
01. Due and Unpaid:											
01.1. Direct	2,828,211	14,775	808,288	81,307	7,676	1,773	161,363	138,965	1,202,420	286	411,356
01.2. Reinsurance assumed	3,367,478	5	1,340,631	40,472	117	581	34,225	607,214	1,072,444	778	271,010
01.3. Reinsurance ceded	2,333,962	753	1,339,967	16,041	0	1,102	91,860	2,126	805,750	1,444	74,918
01.4. Net	3,861,727	14,027	808,952	105,738	7,793	1,252	103,728	744,053	1,469,115	(380)	607,449
02. In course of settlement:											
02.1 Resisted											
02.11. Direct	332,964	1	258,808	1,409	0	3,230	45,185	975	13,824	778	8,755
02.12. Reinsurance assumed	50,104	0	43,214	0	0	0	3,309	0	1,835	0	1,746
02.13. Reinsurance ceded	80,715	0	72,632	90	0	0	2,622	0	1,903	0	3,469
02.14. Net	302,354	1	229,390	1,319	0	3,230	45,872	975	13,757	778	7,032
02.2 Other											
02.21. Direct	21,397,121	28,877	10,555,696	2,482,171	14,759	13,235	3,370,367	317,154	3,202,475	13,240	1,399,147
02.22. Reinsurance assumed	11,264,829	1,745	7,797,715	337,058	15,735	8,861	685,395	140,482	902,313	2,517	1,373,008
02.23. Reinsurance ceded	10,497,624	738	8,152,334	278,950	289	3,674	804,364	11,408	594,870	2,836	648,161
02.24. Net	22,164,326	29,884	10,201,078	2,540,280	30,206	18,422	3,251,398	446,228	3,509,918	12,921	2,123,993
03. Incurred but unreported:											
03.1. Direct	26,635,843	13,568	3,696,020	32,050	0	59,903	3,763,145	233,466	12,383,361	42,842	6,411,488
03.2. Reinsurance assumed	11,693,785	381	6,204,358	171,558	35	13,509	862,878	4,237	2,767,876	5,129	1,663,823
03.3. Reinsurance ceded	12,633,724	4,538	5,489,635	146,278	38	14,072	679,989	17,128	4,493,682	13,496	1,774,867
03.4. Net	25,695,904	9,410	4,410,743	57,330	(3)	59,339	3,946,034	220,575	10,657,556	34,475	6,300,444
04. TOTALS											
04.1. Direct	51,194,138	57,221	15,318,812	2,596,938	22,435	78,141	7,340,060	690,560	16,802,081	57,146	8,230,745
04.2. Reinsurance assumed	26,376,197	2,130	15,385,919	549,088	15,888	22,951	1,585,807	751,933	4,744,469	8,425	3,309,587
04.3. Reinsurance ceded	25,546,024	6,029	15,054,569	441,358	327	18,848	1,578,834	30,663	5,896,205	17,777	2,501,414
04.4. Net	52,024,311	53,321	15,650,163	2,704,668	37,996	82,244	7,347,033	1,411,830	15,650,346	47,794	9,038,918

LIFE INSURANCE INDUSTRY AGGREGATES

ANNUAL STATEMENT FOR THE YEAR 2019 OF THE

(Name)

17

(000's)

EXHIBIT 8 - CLAIMS FOR LIFE AND ACCIDENT AND HEALTH CONTRACTS

Part 2 - Incurred During the Year

	1 Total	2 Industrial Life	Ordinary			6 Credit Life (Group and Individual)	Group		Accident and Health		
			3 Life Insurance	4 Individual Annuities	5 Supplementary Contracts		7 Life Insurance	8 Annuities	9 Group	10 Credit (Grp and Indiv)	11 Other
01. Settlements during the year:											
01.1. Direct	364,324,909	364,075	82,892,721	57,766,696	2,787,434	312,794	30,562,570	31,999,391	108,223,855	272,298	49,143,075
01.2. Reinsurance assumed	92,259,244	110,450	44,817,035	7,582,947	88,430	54,412	9,128,137	3,918,626	16,324,712	18,715	10,215,779
01.3. Reinsurance ceded	147,262,411	288,874	68,058,222	13,138,970	276,692	80,696	18,635,542	2,937,925	27,974,485	58,391	15,812,614
01.4. Net	309,321,742	185,651	59,651,534	52,210,673	2,599,172	286,509	21,055,165	32,980,092	96,574,083	232,622	43,546,240
02. Liability December 31, current year from Part 1:											
02.1. Direct	51,193,967	57,221	15,318,812	2,596,881	22,434	78,141	7,339,945	690,560	16,802,081	57,146	8,230,745
02.2. Reinsurance assumed	26,376,197	2,130	15,385,919	549,088	15,888	22,951	1,585,807	751,933	4,744,469	8,425	3,309,587
02.3. Reinsurance ceded	25,545,853	6,029	15,054,569	441,302	327	18,848	1,578,719	30,663	5,896,205	17,777	2,501,414
02.4. Net	52,024,311	53,321	15,650,163	2,704,668	37,996	82,244	7,347,033	1,411,830	15,650,346	47,794	9,038,918
03. Amounts recoverable from reinsurers December 31, current year	9,754,312	12,526	4,410,133	666,180	(24,649)	4,064	1,707,786	48,610	2,369,810	1,798	558,054
04. Liability December 31, prior year:											
04.1. Direct	47,856,519	71,359	14,443,728	2,523,021	22,867	83,380	7,102,708	718,639	15,172,888	60,144	7,657,786
04.2. Reinsurance assumed	24,719,605	2,596	14,837,340	535,583	6,974	33,783	1,582,550	567,835	4,422,169	9,730	2,721,044
04.3. Reinsurance ceded	22,854,972	6,853	13,976,293	397,118	258	20,502	1,550,166	28,236	4,575,343	17,049	2,283,152
04.4. Net	49,721,152	67,102	15,304,775	2,661,485	29,583	96,661	7,135,092	1,258,238	15,019,714	52,824	8,095,678
05. Amounts recoverable from reinsurers December 31, prior year	8,973,934	24,972	4,133,632	722,617	2,139	3,332	1,104,628	46,840	2,405,789	2,556	527,429
06. Incurred Benefits:											
06.1. Direct	367,662,357	349,937	83,767,806	57,840,557	2,787,001	307,554	30,799,807	31,971,311	109,853,049	269,301	49,716,034
06.2. Reinsurance assumed	93,915,836	109,985	45,365,614	7,596,451	97,344	43,580	9,131,394	4,102,725	16,647,012	17,409	10,804,321
06.3. Reinsurance ceded	150,733,669	275,604	69,412,998	13,126,716	249,973	79,774	19,267,254	2,942,121	29,259,367	58,361	16,061,502
06.4. Net	310,844,523	184,317	59,720,421	52,310,293	2,634,373	271,361	20,663,947	33,131,914	97,240,694	228,349	44,458,854

LIFE INSURANCE INDUSTRY AGGREGATES

ANNUAL STATEMENT FOR THE YEAR 2019 OF THE (Name)
(000's)

18

EXHIBIT OF NONADMITTED ASSETS

	1 Current Year Total Nonadmitted Assets	2 Prior Year Total Nonadmitted Assets	3 Change in Total Nonadmitted Assets (Col2 - Col 1)
01. Bonds (Schedule D)	40,993	49,513	8,520
02. Stocks (Schedule D):			
02.1. Preferred stocks	625	500	(125)
02.2. Common stocks	2,291,814	2,359,304	67,490
03. Mortgage loans on real estate (Schedule B):			
03.1. First liens	15,660	1,965	(13,695)
03.2. Other than first liens	0	596	596
04. Real estate			
04.1. Properties occupied by the company	8,929	5,476	(3,453)
04.2. Properties held for the production of income	34,468	36,277	1,809
04.3. Properties held for sale	23,148	12,200	(10,948)
05. Cash (Schedule E-Part 1), cash equivalents (Schedule E-Part 2) and short-term investments (Schedule DA)	73,759	628	(73,132)
06. Contract loans	156,904	157,760	856
07. Derivatives (Schedule DB)	43,705	0	(43,705)
08. Other invested assets (Schedule BA)	1,906,341	2,104,096	197,755
09. Receivables for securities	4,699	5,297	597
10. Securities lending reinvested collateral assets (Schedule DL)	0	0	0
11. Aggregate write-ins for invested assets	117,311	23,194	(94,117)
12. Subtotals, cash and invested assets (Lines 1 to 11)	4,718,357	4,756,805	38,448
13. Title plants (for title insurers only)	0	0	0
14. Investment income due and accrued	50,392	49,690	(702)
15. Premiums and considerations:			
15.1. Uncollected premiums and agents' balances in the course of collection	1,120,584	1,100,459	(20,125)
15.2. Deferred premiums, agents' balances and installments booked but deferred and not yet due	60,421	58,833	(1,588)
15.3. Accrued retrospective premiums and contracts subject to redetermination	6,089	1,355	(4,734)
16. Reinsurance			
16.1. Amounts recoverable from reinsurers (reinsurance)	110,706	51,884	(58,822)
16.2. Funds held by or deposited with reinsured companies	0	0	0
16.3. Other amounts receivable under reinsurance contracts	40,012	55,099	15,088
17. Amounts receivable relating to uninsured plans	115,561	100,722	(14,839)
18.1. Current federal and foreign income tax recoverable and interest thereon	215,566	524,389	308,823
18.2. Net deferred tax asset	26,072,055	24,019,107	(2,052,948)
19. Guaranty funds receivable or on deposit	3,124	3,685	561
20. Electronic data processing equipment and software	4,871,200	4,603,353	(267,847)
21. Furniture and equipment, including health care delivery assets	1,850,225	1,559,434	(290,792)
22. Net adjustment in assets and liabilities due to foreign exchange rates	0	0	0
23. Receivables from parent, subsidiaries and affiliates	137,062	128,241	(8,821)
24. Health care and other amounts receivable	1,162,408	1,106,668	(55,740)
25. Aggregate write-ins for other than invested assets	9,794,980	11,477,786	1,682,807
26. Total assets excluding Separate Accounts, Segregated Accounts and Protected Cell Accounts (Lines 12 to 25)	50,328,742	49,597,510	(731,232)
27. From Separate Accounts, Segregated Accounts and Protected Cell Accounts	3	35	32
28. Totals (Lines 26 and 27)	50,328,746	49,597,546	(731,200)

LIFE INSURANCE INDUSTRY AGGREGATES

HISTORICAL PREMIUM VOLUME 2010 - 2019

(000's)

Line of Business	2019	2018	2017	2016	2015	2014	2013	2012	2011	2010
Life Insurance	193,257,179	180,960,749	182,543,408	175,023,033	173,682,718	166,874,710	165,062,872	174,039,882	166,417,664	158,326,759
Annuity Considerations	302,020,895	271,695,968	241,676,545	248,119,125	258,666,883	255,380,380	242,991,854	267,004,248	249,288,994	230,262,279
Accident/Health Insurance	206,173,359	196,993,321	190,797,345	179,735,975	172,046,656	168,295,690	182,767,523	179,603,164	178,437,370	176,566,041
Deposit-Type Contract Funds	197,797,088	166,653,752	159,169,389	143,294,991	135,543,998	116,362,275	103,201,004	107,666,945	94,417,785	87,713,595
Other Considerations	69,037,596	82,225,978	73,774,056	78,236,047	75,345,733	70,471,999	77,072,974	90,285,537	85,847,266	68,288,304
Totals	968,286,118	898,529,769	847,960,743	824,409,170	815,285,988	777,385,054	771,096,227	818,599,777	774,409,080	721,156,977

Line of Business	2019	2018	2017	2016	2015	2014	2013	2012	2011	2010
Life Insurance	20.0%	20.1%	21.5%	21.2%	21.3%	21.5%	21.4%	21.3%	21.5%	22.0%
Annuity Considerations	31.2%	30.2%	28.5%	30.1%	31.7%	32.9%	31.5%	32.6%	32.2%	31.9%
Accident/Health Insurance	21.3%	21.9%	22.5%	21.8%	21.1%	21.6%	23.7%	21.9%	23.0%	24.5%
Deposit-Type Contract Funds	20.4%	18.5%	18.8%	17.4%	16.6%	15.0%	13.4%	13.2%	12.2%	12.2%
Other Considerations	7.1%	9.2%	8.7%	9.5%	9.2%	9.1%	10.0%	11.0%	11.1%	9.5%
Total	100.0%	100.0%	100.0%	100.0%	100.0%	100.0%	100.0%	100.0%	100.0%	100.0%

LIFE INSURANCE INDUSTRY AGGREGATES

ANNUAL STATEMENT FOR THE YEAR 2019 OF THE

(Name)

S101

(000's)

SUMMARY INVESTMENT SCHEDULE

Investment Categories	1	3
	Gross Investment Holdings Amount	Admitted Assets as Reported in the Annual Statement Amount
1. Long-term bonds (Schedule D Part 1):		
1.01. U.S. governments	193,015,633	193,015,623
1.02. All Other governments	46,190,427	46,190,427
1.03. U.S. states, Territories and possessions, etc. guaranteed	19,534,272	19,534,150
1.04. U.S. political subdivisions of states, territories, and possessions, guaranteed	25,901,415	25,901,415
1.05. U.S. special revenue and special assessment obligations, etc. non-guaranteed	356,681,450	356,677,896
1.06. Industrial and miscellaneous	2,474,932,271	2,474,962,646
1.07. Hybrid securities	15,762,777	15,762,825
1.08. Parent, subsidiaries and affiliates	34,765,658	34,658,246
1.09. SVO identified funds	3,234,129	3,234,129
1.10. Unaffiliated bank loans	43,759,211	43,798,891
1.11. Total long-term bonds	3,213,777,242	3,213,736,248
2. Preferred stocks (Schedule D Part 2, Section 1):		
2.01. Industrial and miscellaneous (Unaffiliated)	12,903,271	12,896,196
2.02. Parent, subsidiaries and affiliates	801,053	807,503
2.03. Total Preferred stocks	13,704,325	13,703,699
3. Common Stocks (Schedule D Part 2, Section 2):		
3.01. Industrial and miscellaneous Publicly traded (Unaffiliated)	27,656,138	27,659,825
3.02. Industrial and miscellaneous Other (Unaffiliated)	6,125,967	6,117,180
3.03. Parent, subsidiaries and affiliates Publicly traded	8,080,478	8,091,892
3.04. Parent, subsidiaries and affiliates Other	128,804,806	126,519,562
3.05. Mutual funds	7,935,604	7,933,676
3.06. Unit investment trusts	0	0
3.07. Closed-end funds	492,648	492,648
3.08. Total common stocks	179,095,640	176,814,784
4. Mortgage loans (Schedule B):		
4.01. Farm mortgages	23,084,669	23,084,669
4.02. Residential mortgages	31,516,976	30,952,237
4.03. Commercial mortgages	514,932,636	515,216,557
4.04. Mezzanine real estate loans	9,390,998	9,372,457
4.05. Total mortgage loans	578,925,278	578,625,920
5. Real estate (Schedule A):		
5.01. Properties occupied by company	6,109,588	6,102,320
5.02. Properties held for production of income	16,115,912	16,081,811
5.03. Properties held for sale	1,135,284	1,111,771
5.04. Total real estate	23,360,785	23,295,902
6. Cash, cash equivalents and short-term investments:		
6.01. Cash (Schedule E, Part 1)	14,926,015	14,870,082
6.02. Cash equivalents (Schedule E, Part 2)	76,270,177	75,974,016
6.03. Short-term investments (Schedule DA)	32,495,054	32,773,481
6.04. Total cash, cash equivalents and Short-term investments	123,691,246	123,617,579
7. Contract Loans	134,059,248	133,902,443
8. Derivatives (Schedule DB)	79,671,902	79,628,197
9. Other invested assets (Schedule BA)	215,005,188	213,099,387
10. Receivables for securities	5,094,245	5,089,546
11. Securities lending (Schedule DL, Part 1)	16,156,758	16,156,758
12. Other invested assets (Page 2, Line 11)	5,428,623	5,315,447
13. Total invested assets	4,587,970,479	4,582,985,908

LIFE INSURANCE INDUSTRY AGGREGATES

ANNUAL STATEMENT FOR THE YEAR 2019 OF THE

(Name)

25

(000's)

EXHIBIT OF LIFE INSURANCE

	Industrial		Ordinary		Credit Life (Grp Indiv)		Group			10 Total Amount of Insurance
	1 Number of Policies	2 Amount of Insurance	3 Number of Policies	4 Amount of Insurance	5 No. of Ind Policies and Group Cert	6 Amount of Insurance	Number of		9 Amount of Insurance	
							7 Policies	8 Certificates		
1. In force end of prior year	9,559	11,149	301,341	34,381,928	15,448	107,045	895	288,747	18,553,646	53,053,767
2. Issued during year	3	18	10,115	1,802,497	8,099	47,602	97	21,650	1,291,869	3,141,986
3. Reinsurance assumed	4	7	11,361	1,355,616	510	10,848	6	3,716	49,645	1,416,116
4. Revived during year	15	7	1,231	77,282	6	34	1	58	4,380	81,704
5. Increased during year (net)	12	27	1,209	222,583	325	191	9	8,503	539,787	762,588
6. Subtotals, Lines 2 to 5	35	60	23,916	3,457,977	8,940	58,675	113	33,927	1,885,682	5,402,394
7. Additions by dividends during year	XXX	129	XXX	20,753	XXX	0	XXX	XXX	2	20,884
8. Aggregate write-ins for increases	0	0	106	14,367	1	30	0	1	586	14,983
9. Totals (Lines 1 and 6 to 8)	9,594	11,337	325,362	37,875,025	24,389	165,750	1,008	322,675	20,439,915	58,492,028
Deductions during year:										
10. Death	334	472	2,533	124,219	84	365	XXX	1,016	30,905	155,961
11. Maturity	57	35	148	1,094	897	685	XXX	1	13	1,827
12. Disability	0	0	0	14	0	0	XXX	8	73	88
13. Expiry	77	67	831	32,201	2,084	14,099	15	1,230	65,586	111,953
14. Surrender	72	113	3,279	361,675	1,881	9,065	1	205	16,359	387,212
15. Lapse	5	13	17,854	1,554,834	698	5,583	73	16,611	1,086,027	2,646,457
16. Conversion	0	0	354	75,990	0	0	XXX	XXX	XXX	75,990
17. Decreased (net)	5	16	6,166	210,207	3,823	25,138	42	25,574	467,705	703,065
18. Reinsurance	0	0	526	70,358	409	6,525	9	2,182	65,585	142,468
19. Aggregate write-ins for decreases	0	0	31	18,369	28	240	1	25	311	18,920
20. Totals (Lines 10 to 19)	550	716	31,722	2,448,962	9,904	61,699	141	46,852	1,732,563	4,243,941
21. In force end of year (Line 9 minus Line 20)	9,043	10,621	293,641	35,426,063	14,485	104,051	867	275,823	18,707,352	54,248,088
22. Reinsurance ceded end of year	XXX	4,375	XXX	22,324,531	XXX	16,705	XXX	XXX	11,348,742	33,694,353
23. Line 21 minus Line 22	XXX	6,247	XXX	13,101,532	XXX	87,346	XXX	XXX	7,358,610	20,553,735

LIFE INSURANCE INDUSTRY AGGREGATES

ANNUAL STATEMENT FOR THE YEAR 2019 OF THE

26

EXHIBIT OF LIFE INSURANCE (Continued) (Whole numbers reported)

Additional Information on Insurance in Force End of Year

	Industrial		Ordinary	
	1 Number of Policies	2 Amount of Insurance	3 Number of Policies	4 Amount of Insurance
24. Additions by dividends	XXX	4,991,147	XXX	396,705,009
25. Other paid-up insurance	8,295,114	4,867,008	19,291,748	400,261,359
26. Debit ordinary insurance	XXX	XXX	5,359,974	52,882,049

Additional Information on Ordinary Insurance

	Issued During year		In Force End of Year	
	1 Number of Policies	2 Amount of Insurance	3 Number of Policies	4 Amount of Insurance
Term Insurance Excluding Extended Term Insurance				
27. Term policies - decreasing	157,550	1,462,569	56,535,244	2,804,837,284
28. Term policies - other	3,980,151	1,220,172,304	129,991,706	22,545,246,121
29. Other term insurance - decreasing	XXX	3,764,970	XXX	163,659,457
30. Other term insurance	XXX	73,504,604	XXX	643,686,329
31. Totals (Lines 27 to 30)	4,137,701	1,298,904,447	186,526,950	26,157,429,183
Reconciliation to Lines 2 and 21:				
32. Term additions	XXX	1,740,005	XXX	39,965,500
33. Totals, extended term insurance	XXX	XXX	4,803,399	74,232,411
34. Totals, whole life and endowment	5,976,027	501,852,079	102,309,525	9,154,434,791
35. Totals, (Lines 31 to 34)	10,113,728	1,802,496,528	293,639,874	35,426,061,884

Classification of Amount of Insurance By Participating Status

	Issued During year		In Force End of Year	
	1 Non-Participating	2 Participating	3 Non-Participating	4 Participating
36. Industrial	18,488	4	6,161,656	4,460,015
37. Ordinary	1,261,748,247	540,747,394	28,869,465,814	6,556,593,837
38. Credit Life (group and individual)	46,745,911	855,837	99,999,897	4,049,608
39. Group	1,240,237,086	51,631,643	17,799,400,853	907,954,471
40. Totals	2,548,749,731	593,234,878	46,775,028,225	7,473,057,932

Additional Information on Credit Life and Group Insurance

	Credit Life		Group	
	1 Number of Individual Policies and Group Certificates	2 Amount of Insurance	3 Number of Certificates	4 Amount of Insurance
41. Amount of insurance included on Line 2 ceded to other companies	XXX	8,888,436	XXX	229,163,406
42. Number in force end of year if the number under shared groups is counted on a pro-rata basis	5,943,479	XXX	93,120,854	XXX
43. Federal Employees' Group Life Insurance included in Line 21	0	0	5,159,597	708,038,987
44. Servicemen's Group Life Insurance included in Line 21	0	0	8,302,473	985,090,612
45. Group Permanent Insurance included in Line 21	20,835	17,039	10,187,139	414,316,984

Additional Accidental Death Benefits

46. Amount of additional accidental death benefits in force end of year under ordinary policies	1,497,588,165
---	---------------

Policies With Disability Provisions

	Industrial		Ordinary		Credit		Group	
	1 Number of Policies	2 Amount of Insurance	3 Number of Policies	4 Amount of Insurance	5 Number of Policies	6 Amount of Insurance	7 Number of Certificates	8 Amount of Insurance
48. Waiver of premium	47,423	392,066	38,165,079	4,654,047,621	77,903	4,373,864	83,240,847	5,296,126,440
49. Disability income	12,402	7,756	229,659	12,358,581	45,651	1,976,941	1,307,588	52,674,564
50. Extended benefits	218	164	XXX	XXX	12,770	110,991	1,958,323	128,979,527
51. Other	853,745	4,372,106	2,138,867	30,193,348	0	0	3,299,601	680,702,293
52. Total	913,788	4,772,092	40,533,605	4,696,599,551	136,324	6,461,796	89,806,359	6,158,482,823

LIFE INSURANCE INDUSTRY AGGREGATES

ANNUAL STATEMENT FOR THE YEAR 2019 OF THE

EXHIBIT OF NUMBER OF POLICIES, CONTRACTS, CERTIFICATES, INCOME PAYABLE AND ACCOUNT VALUES IN FORCE FOR SUPPLEMENTARY CONTRACTS, ANNUITIES, ACCIDENT AND HEALTH AND OTHER POLICIES

27

Supplementary Contracts (Whole Numbers)

	Ordinary		Group	
	1 Involving Life Contingencies	2 Not Involving Life Contingencies	3 Involving Life Contingencies	4 Not Involving Life Contingencies
1. In force end of prior year	495,752	1,145,261	45,930	89,272
2. Issued during year	26,104	163,482	17,732	32,420
3. Reinsurance assumed	737	562	106	122
4. Increased during year (net)	9,689	7,196	795	21
5. Totals (Lines 1 to 4)	532,282	1,316,501	64,563	121,835
Deductions during year:				
6. Decreased (net)	48,197	188,364	6,998	36,009
7. Reinsurance ceded	1,044	697	806	41
8. Totals (Lines 6 and 7)	49,241	189,061	7,804	36,050
9. In force end of year	483,041	1,127,440	56,759	85,785
10. Amount on deposit	6,997,165,010	38,192,660,536	120,816,591	2,848,614,480
11. Income now payable	6,933,336	18,527,901	329,770	3,209
12. Amount of income payable	3,817,988,870	3,988,459,647	141,090,903	94,254,959

Annuities (Whole Numbers)

	Ordinary		Group	
	1 Immediate	2 Deferred	3 Contracts	4 Certificates
1. In force end of prior year	2,894,377	36,751,138	3,341,199	23,134,539
2. Issued during year	153,995	2,231,876	24,245	2,766,384
3. Reinsurance assumed	21,697	696,585	640	152,186
4. Increased during year (net)	2,143	934,280	16,272	323,455
5. Totals (Lines 1 to 4)	3,072,212	40,613,879	3,382,356	26,376,564
Deductions during year:				
6. Decreased (net)	179,848	3,279,233	34,219	2,626,826
7. Reinsurance ceded	37,614	240,430	(634)	(42,512)
8. Totals (Lines 6 and 7)	217,462	3,519,663	33,585	2,584,314
9. In force end of year	2,854,750	37,094,216	3,348,771	23,792,250
Income now payable:				
10. Amount of income payable	26,915,323,251	XXX	XXX	17,184,406,494
Deferred fully paid:				
11. Account balance	XXX	1,169,597,725,976	XXX	223,616,359,773
Deferred not fully paid:				
12. Account balance	XXX	1,088,872,347,996	XXX	348,449,675,096

Accident and Health Insurance (Whole Numbers)

	Group		Credit		Other	
	1 Certificates	2 Premiums in Force	3 Policies	4 Premiums in Force	5 Policies	6 Premiums in Force
1. In force end of prior year	252,073,532	113,087,888,959	6,154,030	3,482,941,728	54,462,433	65,314,897,391
2. Issued during year	52,174,657	12,883,980,237	2,957,779	4,358,436,648	11,518,689	9,949,054,601
3. Reinsurance assumed	2,076,775	1,467,137,420	104,567	48,633,898	4,828,121	2,175,818,319
4. Increased during year (net)	4,895,834	XXX	929	XXX	(499,908)	XXX
5. Totals (Lines 1 to 4)	311,220,798	XXX	9,217,305	XXX	70,309,335	XXX
Deductions during year:						
6. Conversions	35	XXX	XXX	XXX	XXX	XXX
7. Decreased (net)	48,871,454	XXX	2,957,891	XXX	10,795,376	XXX
8. Reinsurance ceded	6,565,389	XXX	71,778	XXX	533,182	XXX
9. Totals (Lines 6 to 8)	55,436,878	XXX	3,029,669	XXX	11,328,558	XXX
10. In force end of year	255,783,920	111,831,751,007	6,187,636	3,718,374,776	58,980,777	73,766,242,978

Deposit Funds and Dividend Accumulations (Whole Numbers)

	1	2
	Deposit Funds Contracts	Dividend Accumulations Contracts
1. In force end of prior year	13,957,404	6,320,166
2. Issued during year	1,443,704	399,435
3. Reinsurance assumed	4,322	153,927
4. Increased during year (net)	1,070,925	28,125
5. Totals (Lines 1 to 4)	16,476,355	6,901,653
Deductions during year:		
6. Decreased (net)	1,069,510	651,436
7. Reinsurance ceded	44,830	154,877
8. Totals (Lines 6 and 7)	1,114,340	806,313
9. In force end of year	15,362,015	6,095,339
10. Amount of account balance	222,742,036,113	13,810,530,323

LIFE INSURANCE INDUSTRY AGGREGATES

ANNUAL STATEMENT FOR THE YEAR 2019 OF THE

(000's)

(Name)

SCHEDULE D - SUMMARY BY COUNTRY

S104

Long-Term Bonds and Stocks OWNED December 31 of Current Year

Description		1 Book/Adjusted Carrying Value	2 Fair Value	3 Actual Cost	4 Par Value of Bonds
BONDS Governments (Including all obligations guaranteed by governments)	1. United States	192,965,387	214,118,210	184,768,514	230,015,499
	2. Canada	7,030,781	7,970,535	6,945,637	7,107,492
	3. Other Countries	39,220,579	43,097,625	39,436,181	39,038,732
	4. Totals	239,216,748	265,186,371	231,150,333	276,161,723
U.S. States, Territories and Possessions (Direct and guaranteed)					
	5. Totals	19,529,771	21,797,172	19,570,947	18,764,208
U.S. Political Subdivisions of States, Territories & Possessions (Direct and guaranteed)					
	6. Totals	25,897,355	28,565,752	25,644,810	26,294,740
U.S. Special revenue and special assessment obligations and all non-guaranteed obligations of agencies and authorities of govts and their political subdivisions					
	7. Totals	356,756,282	387,855,550	349,313,267	363,064,174
Industrial and Miscellaneous, SVO Identified Funds, Bank Loans and Hybrid Securities (unaffiliated)	8. United States	1,979,505,912	2,143,964,873	1,985,530,139	1,976,040,197
	9. Canada	79,816,620	88,145,874	80,375,521	78,829,963
	10. Other Countries	478,291,022	508,977,955	482,059,312	480,302,703
	11. Totals	2,537,613,554	2,741,088,702	2,547,964,972	2,535,172,862
Parent Subsidiaries and Affiliates	12. Totals	34,765,658	35,528,538	33,504,616	35,030,951
	13. Total Bonds	3,213,779,367	3,480,022,085	3,207,148,944	3,254,488,658
PREFERRED STOCKS	14. United States	11,139,608	11,949,143	11,164,013	
Industrial and Miscellaneous (unaffiliated)	15. Canada	177,067	177,937	174,330	
	16. Other Countries	1,586,596	1,671,187	1,262,438	
	17. Totals	12,903,271	13,798,267	12,600,781	
Parent Subsidiaries and Affiliates	18. Totals	801,053	918,975	854,634	
	19. Total Preferred Stocks	13,704,325	14,717,243	13,455,415	
COMMON STOCKS	20. United States	38,011,659	38,011,659	28,420,293	
Industrial and Miscellaneous (unaffiliated)	21. Canada	270,904	270,904	242,736	
	22. Other Countries	3,927,794	3,927,794	3,292,181	
	23. Totals	42,210,357	42,210,357	31,955,210	
Parent Subsidiaries and Affiliates	24. Totals	136,889,836	137,049,888	105,590,134	
	25. Total Common Stocks	179,100,194	179,260,245	137,545,344	
	26. Total Stocks	192,804,518	193,977,488	151,000,759	
	27. Total Bonds and Stocks	3,406,583,886	3,673,999,573	3,358,149,703	

LIFE INSURANCE INDUSTRY AGGREGATES

ANNUAL STATEMENT FOR THE YEAR 2019 OF THE
(000's) (Name)

S105

SCHEDULE D - PART 1A - SECTION 1

Quality Rating Per the NAIC Designation	1 1 Year or Less	2 Over 1 Year Thru 5 Years	3 Over 5 Years Thru 10 Years	4 Over 10 Years Thru 20 Years	5 Over 20 Years	6 No Maturity Date	7 Total Current Year	9 Total Prior Year	11 Total Publicly Traded	12 Total Privately Placed
1. U.S. Governments										
1.1. NAIC 1	37,338,718	34,166,426	34,467,720	35,367,962	74,464,696	XXX	215,805,521	219,983,461	214,928,978	876,543
1.2. NAIC 2	483	2,799	8,907	0	0	XXX	12,189	13,147	100	12,089
1.3. NAIC 3	0	0	0	0	0	XXX	0	4,538	0	0
1.4. NAIC 4	0	0	0	0	0	XXX	0	0	193	(193)
1.5. NAIC 5	0	0	0	0	0	XXX	0	0	0	0
1.6. NAIC 6	0	0	0	0	0	XXX	0	1,534	0	0
1.7. Totals	37,339,201	34,169,225	34,476,627	35,367,962	74,464,696	XXX	215,817,710	220,002,681	214,929,271	888,439
2. All Other Governments										
2.1. NAIC 1	3,349,417	7,567,723	5,766,256	4,729,736	4,610,317	XXX	26,023,450	25,786,674	16,513,129	9,510,321
2.2. NAIC 2	455,980	3,534,351	4,267,722	2,336,140	5,315,579	XXX	15,909,772	13,657,934	10,879,282	5,030,490
2.3. NAIC 3	112,555	822,789	1,645,575	863,131	613,987	XXX	4,058,037	4,787,432	2,754,519	1,303,519
2.4. NAIC 4	36,077	387,692	559,520	159,121	318,032	XXX	1,460,441	1,222,833	791,440	669,001
2.5. NAIC 5	10,001	93,024	109,588	8,098	57,280	XXX	277,991	78,407	212,612	65,379
2.6. NAIC 6	717	2,844	5,485	3,080	2,372	XXX	14,498	13,186	14,498	0
2.7. Totals	3,964,747	12,408,422	12,354,146	8,099,307	10,917,567	XXX	47,744,189	45,546,466	31,165,480	16,578,709
3. U.S. States, Territories and Possessions etc., Guaranteed										
3.1. NAIC 1	1,005,119	2,830,300	4,656,731	7,088,035	2,892,672	XXX	18,472,858	19,015,004	17,781,969	690,889
3.2. NAIC 2	32,904	163,555	267,776	662,012	48,779	XXX	1,175,026	1,229,752	1,123,744	51,282
3.3. NAIC 3	0	202	2,232	5,365	0	XXX	7,799	10,156	7,799	0
3.4. NAIC 4	0	200	200	0	0	XXX	400	0	400	0
3.5. NAIC 5	100	200	0	0	0	XXX	300	0	0	300
3.6. NAIC 6	2,209	399	0	0	881	XXX	3,490	7,675	3,490	0
3.7. Totals	1,040,332	2,994,857	4,926,939	7,755,412	2,942,332	XXX	19,659,872	20,262,587	18,917,401	742,471
4. U.S. Political Subdivisions of States, Territories, and Possessions, Guaranteed										
4.1. NAIC 1	2,496,299	4,140,949	6,949,554	7,876,748	3,349,475	XXX	24,813,025	26,884,076	24,604,711	208,315
4.2. NAIC 2	30,774	93,048	209,603	364,754	222,232	XXX	920,411	938,680	638,224	282,187
4.3. NAIC 3	5,873	19,372	71,551	50,307	2,788	XXX	149,892	36,867	149,552	340
4.4. NAIC 4	661	1,723	2,147	2,817	0	XXX	7,349	143,951	2,529	4,820
4.5. NAIC 5	426	1,928	2,996	3,101	757	XXX	9,209	9,164	879	8,330
4.6. NAIC 6	1,205	1,005	1,387	0	415	XXX	4,012	2,482	4,012	0
4.7. Totals	2,535,237	4,258,025	7,237,239	8,297,728	3,575,666	XXX	25,903,897	28,015,221	25,399,905	503,991
5. U.S. Special Revenue & Assessment Obligations etc. Non-Guaranteed										
5.1. NAIC 1	32,460,509	74,478,001	79,297,332	99,245,156	67,607,359	XXX	353,088,358	355,939,926	346,756,723	6,331,634
5.2. NAIC 2	256,729	783,923	1,612,891	2,638,826	3,648,367	XXX	8,940,736	8,104,833	7,209,116	1,731,621
5.3. NAIC 3	33,764	124,572	201,413	241,241	83,624	XXX	684,613	589,384	539,591	145,022
5.4. NAIC 4	22,252	147,898	63,138	81,287	83,346	XXX	397,921	496,230	174,330	223,591
5.5. NAIC 5	5,334	31,526	46,654	27,430	57,587	XXX	168,531	207,354	108,455	60,076
5.6. NAIC 6	593	1,189	6,808	15,116	16,414	XXX	40,121	59,607	38,735	1,386
5.7. Totals	32,779,181	75,567,110	81,228,237	102,249,056	71,496,697	XXX	363,320,280	365,397,334	354,826,949	8,493,331

LIFE INSURANCE INDUSTRY AGGREGATES

ANNUAL STATEMENT FOR THE YEAR 2019 OF THE

(000's) (Name)

S106

SCHEDULE D - PART 1A - SECTION 1 (continued)

Quality Rating Per the NAIC Designation	1 1 Year or Less	2 Over 1 Year Thru 5 Years	3 Over 5 Years Thru 10 Years	4 Over 10 Years Thru 20 Years	5 Over 20 Years	6 No Maturity Date	7 Total Current Year	9 Total Prior Year	11 Total Publicly Traded	12 Total Privately Placed
6. Industrial & Miscellaneous (unaffiliated)										
6.1. NAIC 1	101,341,688	346,878,698	381,512,611	208,838,768	286,386,425	XXX	1,324,958,190	1,238,622,371	766,171,705	558,786,485
6.2. NAIC 2	49,270,669	260,118,154	376,435,717	178,826,375	199,182,767	XXX	1,063,833,682	1,029,800,010	618,979,893	444,853,789
6.3. NAIC 3	4,892,347	32,289,631	31,700,963	7,832,772	4,804,871	XXX	81,520,584	84,664,989	38,696,286	42,824,298
6.4. NAIC 4	2,068,818	13,163,967	10,537,236	1,214,440	559,510	XXX	27,543,971	29,838,369	9,572,621	17,971,350
6.5. NAIC 5	536,108	4,109,775	2,430,984	813,782	664,057	XXX	8,554,706	7,483,974	2,576,620	5,978,086
6.6. NAIC 6	286,482	393,808	310,668	427,226	1,223,428	XXX	2,641,612	1,849,593	1,017,100	1,624,512
6.7. Totals	158,396,113	656,954,032	802,928,178	397,953,362	492,821,058	XXX	2,509,052,744	2,392,259,306	1,437,014,224	1,072,038,520
7. Hybrid Securities										
7.1. NAIC 1	189,079	428,085	621,379	365,841	667,967	XXX	2,272,350	2,606,268	1,367,799	904,551
7.2. NAIC 2	352,746	1,301,162	2,397,235	2,713,384	4,480,456	XXX	11,244,983	10,130,207	9,009,649	2,235,333
7.3. NAIC 3	48,491	290,415	392,029	392,571	846,990	XXX	1,970,496	2,294,573	1,303,970	666,526
7.4. NAIC 4	2,332	80,676	3,191	29,978	129,041	XXX	245,218	435,926	171,115	74,103
7.5. NAIC 5	224	14,961	0	0	9,190	XXX	24,375	181,064	18,666	5,710
7.6. NAIC 6	463	1,167	1,406	3,992	201	XXX	7,229	11,840	201	7,028
7.7. Totals	593,335	2,116,465	3,415,240	3,505,767	6,133,845	XXX	15,764,651	15,659,878	11,871,400	3,893,252
8. Parent, Subsidiaries and Affiliates										
8.1. NAIC 1	2,960,148	5,949,804	3,882,731	1,027,885	1,944,120	XXX	15,764,688	19,392,505	2,687,646	13,077,043
8.2. NAIC 2	1,000,904	5,227,409	5,558,432	513,608	742,677	XXX	13,043,031	10,874,045	643,178	12,399,853
8.3. NAIC 3	4,218,526	927,825	235,757	171,093	72,728	XXX	5,625,928	2,194,264	655,445	4,970,484
8.4. NAIC 4	202,572	9,406	369,867	21,420	0	XXX	603,266	593,596	225,109	378,156
8.5. NAIC 5	8,352	85,538	72,042	9,581	0	XXX	175,513	226,024	52,728	122,785
8.6. NAIC 6	11	57	16,611	1,095,241	4,443	XXX	1,116,362	251,539	1,159	1,115,203
8.7. Totals	8,390,513	12,200,039	10,135,440	2,838,827	2,763,968	XXX	36,328,788	33,531,973	4,265,265	32,063,523
9. SVO Identified Funds										
9.1. NAIC 1	XXX	XXX	XXX	XXX	XXX	356,451	356,451	281,155	356,451	0
9.2. NAIC 2	XXX	XXX	XXX	XXX	XXX	2,580,479	2,580,479	2,866,712	2,580,479	0
9.3. NAIC 3	XXX	XXX	XXX	XXX	XXX	26,192	26,192	109	26,192	0
9.4. NAIC 4	XXX	XXX	XXX	XXX	XXX	279,439	279,439	500,059	279,439	0
9.5. NAIC 5	XXX	XXX	XXX	XXX	XXX	XXX	0	XXX	0	0
9.6. NAIC 6	XXX	XXX	XXX	XXX	XXX	XXX	0	XXX	0	0
9.7. Totals	XXX	XXX	XXX	XXX	XXX	3,242,561	3,242,561	3,648,034	3,242,561	0
10. Unaffiliated Bank Loans										
10.1. NAIC 1	253,004	923,696	692,969	269,860	2,374,031		4,513,560	3,268,739	266,379	4,247,181
10.2. NAIC 2	202,669	2,424,849	2,214,645	599,503	825,085		6,266,752	5,817,999	940,632	5,326,120
10.3. NAIC 3	208,785	6,024,571	5,293,915	89,673	205,770		11,822,714	8,562,404	4,753,560	7,069,154
10.4. NAIC 4	219,349	9,056,109	5,467,483	0	132,544		14,875,485	15,017,623	6,599,903	8,275,583
10.5. NAIC 5	241,185	3,643,594	2,338,247	6,642	93,117		6,322,786	6,035,986	709,789	5,612,997
10.6. NAIC 6	22,889	44,544	22,274	0	26,880		116,586	109,469	21,668	94,918
10.7. Totals	1,147,881	22,117,362	16,029,534	965,678	3,657,427		43,917,882	38,812,218	13,291,930	30,625,952

LIFE INSURANCE INDUSTRY AGGREGATES

ANNUAL STATEMENT FOR THE YEAR 2019 OF THE

(000's)

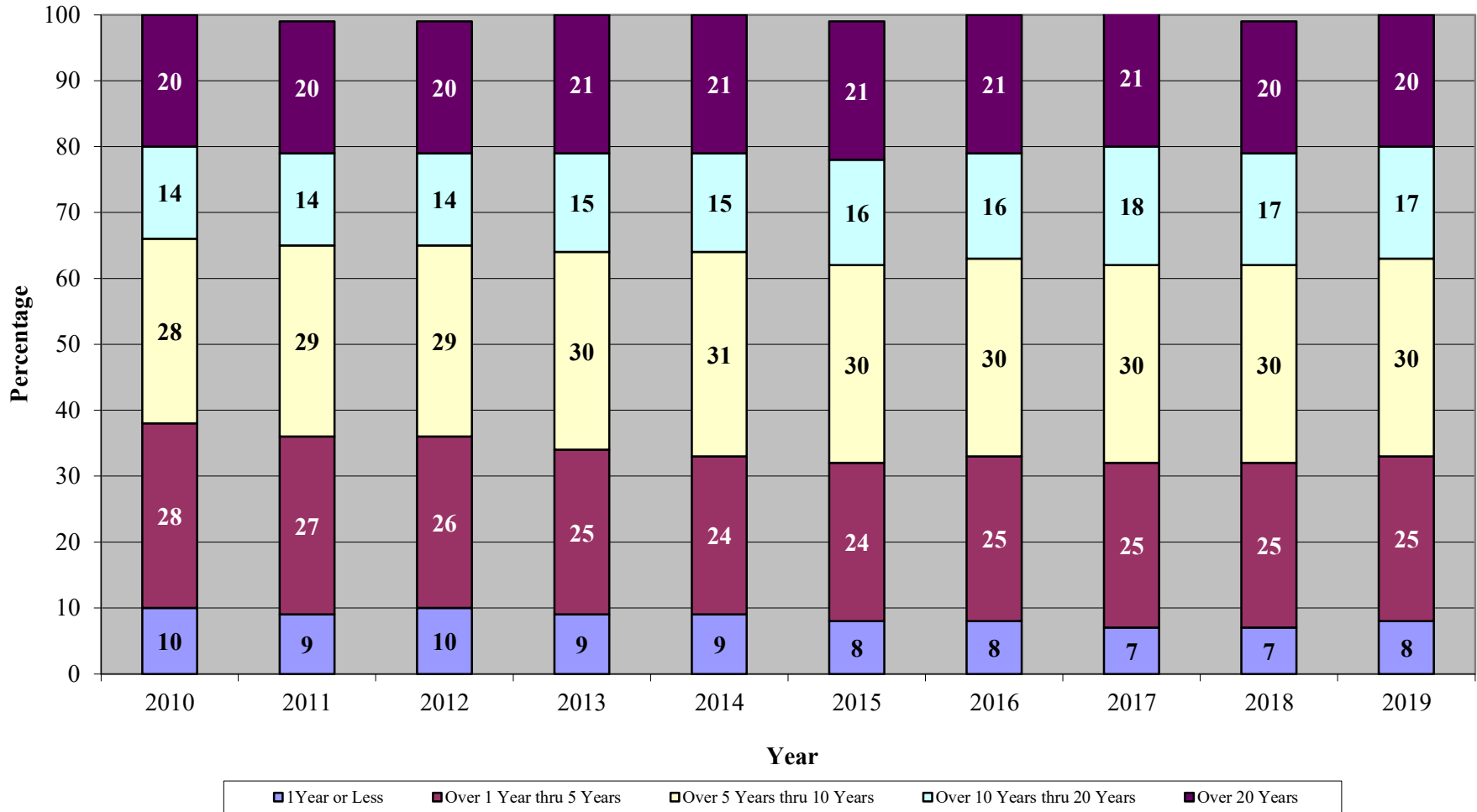
(Name)

S107

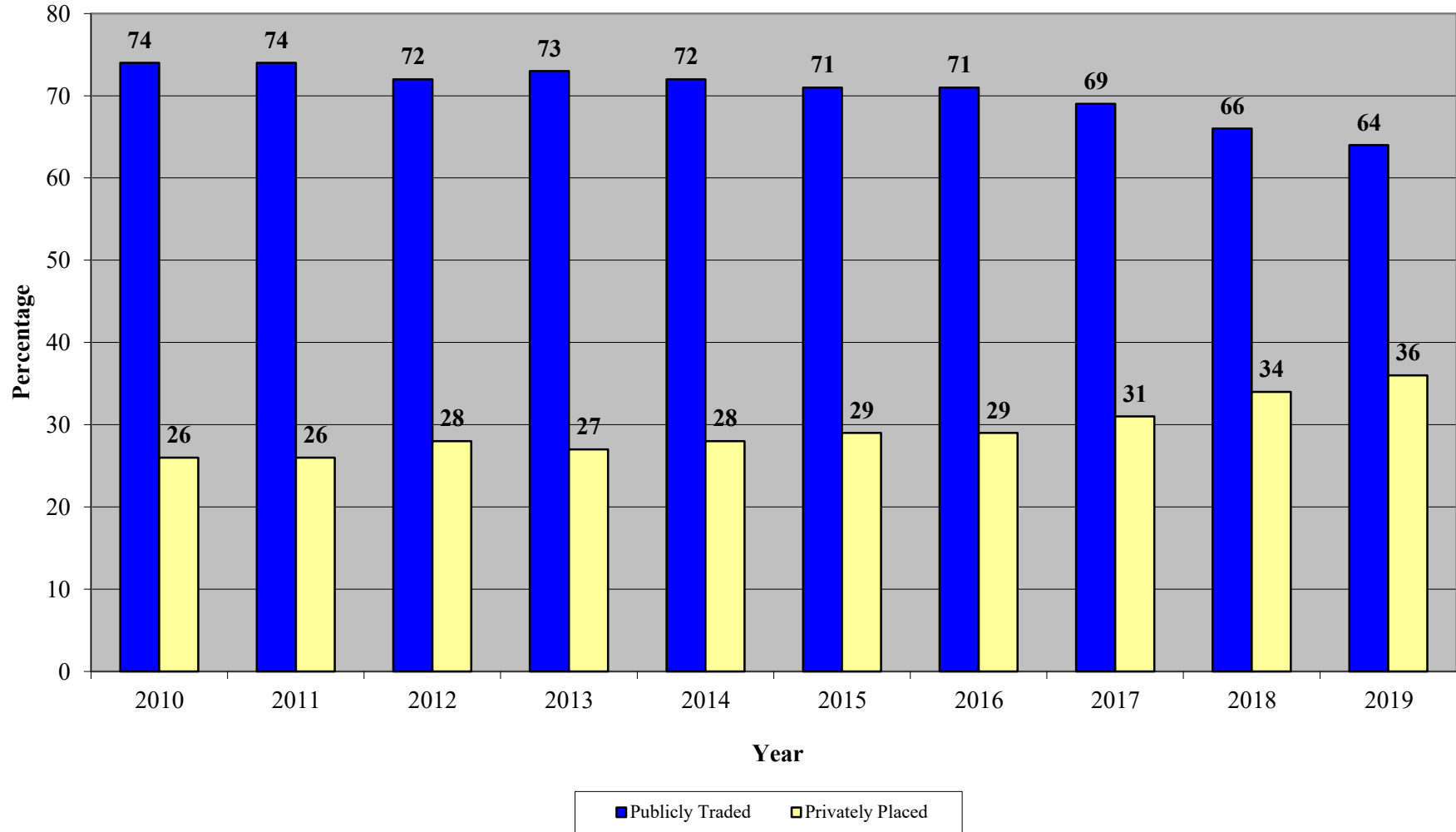
SCHEDULE D - PART 1A - SECTION 1 (continued)

Quality Rating Per the NAIC Designation	1 1 Year or Less	2 Over 1 Year Thru 5 Years	3 Over 5 Years Thru 10 Years	4 Over 10 Years Thru 20 Years	5 Over 20 Years	6 No Maturity Date	7 Total Current Year	9 Total Prior Year	11 Total Publicly Traded	12 Total Privately Placed
11. Total Bonds Current Year										
11.1. NAIC 1	181,393,982	477,363,682	517,847,283	364,809,990	444,297,062	356,451	1,986,068,450	XXX	1,391,435,489	594,632,961
11.2. NAIC 2	51,603,858	273,649,249	392,972,929	188,654,602	214,465,942	2,580,479	1,123,927,060	XXX	652,004,297	471,922,763
11.3. NAIC 3	9,520,341	40,499,377	39,543,434	9,646,153	6,630,758	26,192	105,866,255	XXX	48,886,912	56,979,343
11.4. NAIC 4	2,552,061	22,847,671	17,002,783	1,509,064	1,222,472	279,439	45,413,490	XXX	17,817,078	27,596,412
11.5. NAIC 5	801,730	7,980,546	5,000,511	868,634	881,989	0	15,533,411	XXX	3,679,748	11,853,662
11.6. NAIC 6	314,569	445,012	364,640	1,544,655	1,275,033	0	3,943,909	XXX	1,100,862	2,843,047
11.7. Totals	246,186,542	822,785,538	972,731,580	567,033,098	668,773,257	3,242,561	3,280,752,575	XXX	2,114,924,387	1,165,828,188
11.8. Line 11.7 as a % of Col. 7	8	25	30	17	20	0	100	XXX	64	36
12. Total Bonds Prior Year										
12.1. NAIC 1	165,609,247	457,018,591	509,022,997	357,611,388	422,236,801	281,155	XXX	1,911,780,178	1,375,371,967	536,408,211
12.2. NAIC 2	45,282,583	268,959,198	379,554,398	179,561,243	207,209,185	2,866,712	XXX	1,083,433,318	653,381,607	430,051,710
12.3. NAIC 3	4,100,521	38,744,860	41,946,714	9,560,311	8,792,202	109	XXX	103,144,716	52,077,809	51,066,907
12.4. NAIC 4	1,920,721	20,581,321	21,576,155	1,660,094	2,010,238	500,059	XXX	48,248,587	23,022,973	25,225,614
12.5. NAIC 5	858,323	7,166,739	4,635,946	841,704	719,260	XXX	XXX	14,221,972	3,730,469	10,491,503
12.6. NAIC 6	369,946	536,696	252,873	235,562	911,849	XXX	XXX	2,306,926	514,048	1,792,878
12.7. Totals	218,141,341	793,007,404	956,989,082	549,470,302	641,879,534	3,648,034	XXX	3,163,135,697	2,108,098,873	1,055,036,824
12.8. Line 12.7 as a % of Col. 9	7	25	30	17	20	0	XXX	100	67	33
13. Total Publicly Traded Bonds										
13.1. NAIC 1	132,102,381	302,361,822	333,502,158	268,893,363	354,219,314	356,451	1,391,435,489	1,375,371,967	1,391,435,489	XXX
13.2. NAIC 2	21,956,914	142,623,251	203,910,561	106,296,186	174,636,905	2,580,479	652,004,297	653,381,607	652,004,297	XXX
13.3. NAIC 3	2,849,697	18,405,522	17,057,193	5,351,283	5,197,025	26,192	48,886,912	52,077,809	48,886,912	XXX
13.4. NAIC 4	1,107,176	9,008,736	5,850,639	798,642	772,446	279,439	17,817,078	23,022,973	17,817,078	XXX
13.5. NAIC 5	167,271	1,770,117	841,893	339,517	560,949	0	3,679,748	3,730,469	3,679,748	XXX
13.6. NAIC 6	57,004	88,360	92,308	192,140	671,050	0	1,100,862	514,048	1,100,862	XXX
13.7. Totals	158,240,444	474,257,809	561,254,753	381,871,130	536,057,690	3,242,561	2,114,924,387	2,108,098,873	2,114,924,387	XXX
13.8. Line 13.7 as a % of Col. 7.	7	22	27	18	25	0	100	XXX	100	XXX
13.9. Line 13.7 as a % of Line 11.7, Col. 7, Section 11	8	25	30	17	20	0	0	XXX	64	XXX
14. Total Privately Placed Bonds										
14.1. NAIC 1	50,186,389	175,076,326	184,357,285	95,354,019	89,658,943	0	594,632,961	536,408,211	XXX	594,632,961
14.2. NAIC 2	29,533,369	131,142,642	189,064,460	82,359,608	39,822,683	0	471,922,763	430,051,710	XXX	471,922,763
14.3. NAIC 3	6,668,161	22,093,855	22,487,291	4,293,819	1,436,217	0	56,979,343	51,066,907	XXX	56,979,343
14.4. NAIC 4	1,445,003	13,838,785	11,152,176	710,422	450,026	0	27,596,412	25,225,614	XXX	27,596,412
14.5. NAIC 5	634,459	6,210,429	4,158,618	529,117	321,040	0	11,853,662	10,491,503	XXX	11,853,662
14.6. NAIC 6	257,565	356,652	272,332	1,352,515	603,983	0	2,843,047	1,792,878	XXX	2,843,047
14.7. Totals	88,724,945	348,718,689	411,492,162	184,599,501	132,292,892	0	1,165,828,188	1,055,036,824	XXX	1,165,828,188
14.8. Line 14.7 as a % of Col. 7.	8	30	35	16	11	0	100	XXX	XXX	100
14.9. Line 14.7 as a % of Line 11.7, Col. 7, Section 11	8	25	30	17	20	0	100	XXX	XXX	36

LIFE INSURANCE INDUSTRY AGGREGATES
2010 through 2019
Maturity Distribution of Bonds



Life Insurance Industry Aggregates 2010 through 2019 Publicly Traded vs. Privately Placed Bonds



LIFE INSURANCE INDUSTRY AGGREGATES

ANNUAL STATEMENT FOR THE YEAR 2019 OF THE

S108

(000's)

SCHEDULE D - PART 1A - SECTION 2

(Name)

Distribution by Type	1 1 Year or Less	2 Over 1 Year Thru 5 Years	3 Over 5 Years Thru 10 Years	4 Over 10 Years Thru 20 Years	5 Over 20 Years	6 No Maturity Date	7 Total Current Year	9 Total Prior Year	11 Total Publicly Traded	12 Total Privately Placed
1. U.S. Governments										
1.1. Issuer obligations	33,847,024	20,123,383	20,549,330	24,057,824	71,438,398	XXX	170,015,959	172,836,584	169,376,524	639,435
1.2. Residential Mortgage-Backed Securities	1,887,357	7,953,309	7,569,264	6,052,376	903,591	XXX	24,365,898	25,352,813	24,360,985	4,912
1.3. Commercial Mortgage-Backed Securities	1,093,896	4,422,279	4,658,389	3,590,751	1,855,969	XXX	15,621,283	15,529,951	15,571,062	50,221
1.4. Other Loan-Backed and Structured Securities	518,439	1,666,164	1,697,034	1,666,194	266,738	XXX	5,814,570	6,312,291	5,623,710	190,860
1.5. Totals	37,346,715	34,165,135	34,474,018	35,367,146	74,464,696	XXX	215,817,709	220,031,640	214,932,281	885,429
2. All Other Governments										
2.1. Issuer Obligations	3,930,326	12,350,948	12,342,387	8,073,646	10,911,614	XXX	47,608,922	45,329,788	31,072,670	16,536,252
2.2. Residential Mortgage-Backed Securities	20,017	32,002	4,780	0	0	XXX	56,799	74,783	56,799	0
2.3. Commercial Mortgage-Backed Securities	0	0	0	0	0	XXX	0	0	0	0
2.4. Other Loan-Backed and Structured Securities	14,405	25,472	6,979	25,660	5,952	XXX	78,468	141,894	36,011	42,457
2.5. Totals	3,964,747	12,408,422	12,354,146	8,099,307	10,917,567	XXX	47,744,189	45,546,466	31,165,480	16,578,709
3. U.S. States, Territories and Possessions, Guaranteed										
3.1. Issuer obligations	1,032,399	2,967,172	4,886,089	7,693,753	2,908,191	XXX	19,487,604	20,142,594	18,855,051	632,554
3.2. Residential Mortgage-Backed Securities	500	0	0	818	1,585	XXX	2,903	2,734	2,903	0
3.3. Commercial Mortgage-Backed Securities	263	1,529	3,078	9,128	10,165	XXX	24,164	18,592	0	24,164
3.4. Other Loan-Backed and Structured Securities	7,531	26,045	37,522	51,712	22,391	XXX	145,200	98,667	59,447	85,753
3.5 Totals	1,040,693	2,994,746	4,926,689	7,755,412	2,942,332	XXX	19,659,872	20,262,587	18,917,401	742,471
4. U.S. Political Subdivisions of States, Territories and Possession, Guaranteed										
4.1. Issuer obligations	2,532,863	4,241,776	7,207,775	8,209,168	3,560,134	XXX	25,751,715	27,765,951	25,339,416	412,299
4.2. Residential Mortgage-Backed Securities	0	2,854	1,379	4,645	48	XXX	8,926	9,159	8,926	0
4.3. Commercial Mortgage-Backed Securities	0	0	0	146	1,902	XXX	2,048	0	2,048	0
4.4. Other Loan-Backed and Structured Securities	2,375	13,395	28,085	83,769	13,583	XXX	141,208	240,110	50,014	91,194
4.5. Totals	2,535,237	4,258,025	7,237,239	8,297,728	3,575,666	XXX	25,903,897	28,015,221	25,400,403	503,493
5. U.S. Special Revenue & Special Assessment Obligations, etc., Non-Guaranteed										
5.1. Issuer obligations	14,723,003	20,053,625	27,433,249	52,001,627	50,011,280	XXX	164,222,785	162,045,543	160,182,319	4,040,465
5.2. Residential Mortgage-Backed Securities	16,034,685	46,988,099	38,915,347	33,959,627	11,769,788	XXX	147,667,546	158,433,972	147,221,297	446,248
5.3. Commercial Mortgage-Backed Securities	1,511,531	6,840,058	13,258,080	13,017,947	3,499,814	XXX	38,127,430	34,858,516	36,095,504	2,031,926
5.4. Other Loan-Backed and Structured Securities	511,987	1,685,382	1,621,561	3,269,799	6,213,791	XXX	13,302,520	10,030,344	11,327,828	1,974,692
5.5. Totals	32,781,206	75,567,165	81,228,237	102,249,000	71,494,673	XXX	363,320,281	365,368,376	354,826,949	8,493,331
6. Industrial and Miscellaneous										
6.1. Issuer obligations	111,652,210	472,905,712	608,403,268	343,166,365	456,780,991		1,992,908,546	1,913,346,743	1,254,811,830	738,096,716
6.2. Residential Mortgage-Backed Securities	11,697,874	29,455,532	16,480,914	11,011,664	6,525,937	XXX	75,171,921	76,516,255	38,053,824	37,118,097
6.3. Commercial Mortgage-Backed Securities	8,459,109	49,989,887	74,683,543	5,397,752	4,692,678	XXX	143,222,969	134,265,642	93,296,719	49,926,250
6.4. Other Loan-Backed and Structured Securities	26,586,473	104,603,217	103,360,536	38,378,870	24,820,213	XXX	297,749,308	268,130,665	50,872,002	246,877,306
6.5. Totals	158,395,665	656,954,348	802,928,261	397,954,652	492,819,818	XXX	2,509,052,745	2,392,259,306	1,437,034,375	1,072,018,369
7. Hybrid Securities										
7.1. Issuer obligations	449,128	1,791,433	2,579,144	2,847,544	5,590,293	XXX	13,257,541	12,778,879	10,151,631	3,105,910
7.2. Residential Mortgage-Backed Securities	0	0	0	0	0	XXX	0	0	0	0
7.3. Commercial Mortgage-Backed Securities	0	0	0	0	0	XXX	0	0	0	0
7.4. Other Loan-Backed and Structured Securities	144,207	325,032	836,096	658,222	543,552	XXX	2,507,110	2,880,999	1,719,769	787,341
7.5. Totals	593,335	2,116,465	3,415,240	3,505,767	6,133,845	XXX	15,764,651	15,659,878	11,871,400	3,893,252
8. Parent, Subsidiaries, Affiliates										
8.1. Issuer obligations	4,360,811	9,700,550	7,562,429	1,946,997	349,541	XXX	23,920,327	25,986,686	3,591,239	20,329,088
8.2. Residential Mortgage-Backed Securities	23,863	95,655	132,913	270,985	3,284	XXX	526,701	528,834	0	526,701
8.3. Commercial Mortgage-Backed Securities	6,687	30,459	141,102	177,912	245,158	XXX	601,319	790,713	0	601,319
8.4. Other Loan-Backed and Structured Securities	242,312	2,143,966	2,249,188	439,914	2,165,985	XXX	7,241,365	6,225,740	671,006	6,570,359
8.5. Affiliated Bank Loans - Issued	3,641,840	235,920	49,808	3,020	0		3,930,587	0	3,020	3,927,567
8.6. Affiliated Bank Loans - Acquired	0	108,490	0	0	0		108,490	0	0	108,490
8.7. Totals	8,275,513	12,315,039	10,135,440	2,838,827	2,763,968		36,328,788	33,531,973	4,265,265	32,063,523

LIFE INSURANCE INDUSTRY AGGREGATES

ANNUAL STATEMENT FOR THE YEAR 2019 OF THE

S109

(000's)

SCHEDULE D - PART 1A - SECTION 2 (continued)

Distribution by Type	1 1 Year or Less	2 Over 1 Year Thru 5 Years	3 Over 5 Years Thru 10 Years	4 Over 10 Years Thru 20 Years	5 Over 20 Years	6 No Maturity Years	7 Total Current Year	9 Total Prior Year	11 Total Publicly Traded	12 Total Privately Placed
9. SVO Identified Funds										
9.1. Exchange Traded Funds Identified by the SVO	XXX	XXX	XXX	XXX	XXX	3,195,008	3,195,008	XXX	3,195,008	0
9.2. Bonds Mutual Funds Identified by the SVO	XXX	XXX	XXX	XXX	XXX	47,553	47,553	XXX	47,553	0
9.3. Totals	XXX	XXX	XXX	XXX	XXX	3,242,561	3,242,561	XXX	3,242,561	0
10. Unaffiliated Bank Loans										
10.1. Unaffiliated Bank Loans - Issued	64,548	1,470,449	625,002	134,082	1,220,687		3,514,768	685,487	0	3,514,768
10.2. Unaffiliated Bank Loans - Acquired	1,083,333	20,646,913	15,404,531	831,596	2,436,740		40,403,114	37,603,120	13,291,930	27,111,184
10.3. Totals	1,147,882	22,117,362	16,029,533	965,678	3,657,427		43,917,882	39,206,730	13,291,930	30,625,952
11. Total Bonds Current Year										
11.1. Issuer obligations	172,527,761	544,134,599	690,963,671	447,996,925	601,550,442	XXX	2,457,173,399	XXX	1,673,380,680	783,792,720
11.2. Residential Mortgage-Backed Securities	29,664,296	84,527,452	63,104,597	51,300,116	19,204,233	XXX	247,800,694	XXX	209,704,735	38,095,959
11.3. Commercial Mortgage-Backed Securities	11,071,486	61,284,212	92,744,193	22,193,636	10,305,685	XXX	197,599,212	XXX	144,965,333	52,633,880
11.4. Other Loan-Backed and Structured Securities	28,027,729	110,488,673	109,837,000	44,574,141	34,052,206	XXX	326,979,750	XXX	70,359,788	256,619,962
11.5. SVO Identified Funds	XXX	XXX	XXX	XXX	XXX	3,242,561	3,242,561	XXX	3,242,561	0
11.6. Affiliated Bank Loans	3,641,840	344,409	49,808	3,020	0		4,039,077		3,020	4,036,057
11.7. Unaffiliated Bank Loans	1,147,882	22,117,362	16,029,533	965,678	3,657,427		43,917,882		13,291,930	30,625,952
11.8. Totals								XXX		
11.9. Lines 11.8 as a % of Col. 7								XXX		
12. Total Bonds Prior Year										
12.1. Issuer obligations	156,831,999	550,416,543	685,983,575	415,755,767	571,244,886	XXX	XXX	2,380,232,769	1,653,564,901	726,665,796
12.2. Residential Mortgage-Backed Securities	26,323,110	78,256,316	65,626,150	69,723,868	20,989,106	XXX	XXX	260,918,551	231,871,728	29,048,889
12.3. Commercial Mortgage-Backed Securities	7,698,064	53,971,172	93,039,457	20,598,454	10,156,269	XXX	XXX	185,463,415	136,717,153	48,746,268
12.4. Other Loan-Backed and Structured Securities	26,326,427	92,837,200	95,670,361	45,356,538	33,870,185	XXX	XXX	294,060,710	69,799,721	224,260,990
12.5. SVO Identified Funds	XXX	XXX	XXX	XXX	XXX	XXX	XXX	XXX	3,648,034	0
12.6. Affiliated Bank Loans	0	0	0	0	0			0	0	0
12.7. Unaffiliated Bank Loans	943,014	17,270,119	17,726,963	1,896,855	451,655			38,288,608	12,503,137	25,785,471
12.8. Totals						XXX	XXX			
12.9. Line 12.8 as a % of Col 9						XXX	XXX			
13. Total Publicly Traded Bonds										
13.1. Issuer obligations	120,897,068	332,635,623	414,480,236	307,895,513	497,473,350	XXX	1,673,381,791	1,653,564,901	1,673,381,791	XXX
13.2. Residential Mortgage-Backed Securities	23,953,236	69,440,816	53,921,131	46,009,871	16,306,651	XXX	209,631,706	231,871,728	209,631,706	XXX
13.3. Commercial Mortgage-Backed Securities	4,931,579	41,265,889	72,304,844	17,758,053	8,704,073	XXX	144,964,439	136,717,153	144,964,439	XXX
13.4. Other Loan-Backed and Structured Securities	7,701,384	23,790,328	14,656,313	10,689,123	13,495,897	XXX	70,333,045	69,799,721	70,333,045	XXX
13.5. SVO Identified Funds	XXX	XXX	XXX	XXX	XXX	3,242,561	3,242,561	XXX	3,242,561	XXX
13.6. Affiliated Bank Loans	0	0	0	0	0		0	0	0	0
13.7. Unaffiliated Bank Loans	295,562	7,120,287	5,844,481	41,630	92,545		13,394,505	12,503,137	13,394,505	0
13.8. Totals	157,778,830	474,252,944	561,207,004	382,394,190	536,072,516	3,242,561	2,114,948,045	2,108,104,673	2,114,948,045	0
13.9. Line 13.8 as a % of Col. 7	9	22	20	12	13	1	77		77	0
13.10. Line 13.8 as a % of Line 11.8, Col. 7, Section 11	8	19	16	10	10	0	64		64	0
14. Total Privately Placed Bonds										
14.1. Issuer obligations	52,034,822	211,596,017	276,476,069	140,036,323	103,696,843	XXX	783,840,076	726,665,796	XXX	783,840,076
14.2. Residential Mortgage-Backed Securities	5,708,235	15,074,925	9,184,372	5,324,843	2,881,889	XXX	38,174,264	29,048,889	XXX	38,174,264
14.3. Commercial Mortgage-Backed Securities	6,139,939	20,018,291	20,439,350	4,434,943	1,601,357	XXX	52,633,880	48,746,268	XXX	52,633,880
14.4. Other Loan-Backed and Structured Securities	20,323,463	86,685,416	95,145,381	33,877,121	20,537,856	XXX	256,569,238	224,260,990	XXX	256,569,238
14.5. SVO Identified Funds	XXX	XXX	XXX	XXX	XXX	0	0	XXX	XXX	0
14.6. Affiliated Bank Loans	3,641,840	344,409	49,808	0	0		4,036,057	0	0	4,036,057
14.7. Unaffiliated Bank Loans	852,320	14,997,075	10,185,053	932,753	3,583,814		30,551,014	25,785,471	0	30,551,014
14.8. Totals	88,700,619	348,716,134	411,480,033	184,605,984	132,301,759	0	1,165,804,529	1,054,507,414	0	1,165,804,529
14.9. Line 14.8 as a % of Col 7	5	17	19	8	7	0	56		56	0
14.10. Line 14.8 as a % of Line 11.8, Col 7, Section 11	1	4	5	2	1	0	13		13	0

LIFE INSURANCE INDUSTRY AGGREGATES

ANNUAL STATEMENT FOR THE YEAR 2019 OF THE

(000's)

(Name)

37

SCHEDULE H - ACCIDENT AND HEALTH EXHIBIT

	1 Total	3 Group Accident and Health	5 Credit Accident and Health (Group and Individual)	7 Collectively Renewable	Other Individual Contracts				
					9 Non- Cancellable	11 Guaranteed Renewable	13 Non-Renewable for Stated Reasons Only	15 Other Accident Only	17 All Other

PART 1 - ANALYSIS OF UNDERWRITING OPERATIONS

1. Premiums written	187,694,330	126,330,335	726,846	10,476	4,278,466	31,810,683	1,610,774	5,765,234	17,161,517
2. Premiums earned	187,885,498	126,625,524	680,770	11,832	4,259,893	31,783,182	1,614,539	5,632,234	17,277,523
3. Incurred claims	143,971,098	97,853,980	205,542	1,709	2,085,902	24,018,881	1,151,629	4,426,156	14,227,298
4. Cost containment expenses	3,342,947	2,590,510	186	52	34,487	59,460	10,267	135,380	512,605
5. Incurred claims and cost containment expenses (Lines 3 and 4)	147,314,046	100,444,490	205,729	1,761	2,120,390	24,078,342	1,161,896	4,561,536	14,739,902
6. Increase in contract reserves	8,136,659	1,162,511	10,852	(183)	(52,787)	7,087,931	5,584	(100,710)	23,462
7. Commissions	9,775,313	5,200,263	163,059	1,618	431,507	3,454,182	103,742	101,889	319,053
8. Other general insurance expenses	18,485,526	11,082,963	224,042	2,908	1,045,795	4,521,082	204,566	750,920	653,251
9. Taxes, licenses and fees	4,090,700	2,902,828	24,250	295	140,498	816,756	26,888	22,672	156,513
10. Total other expenses incurred	32,351,540	19,186,054	411,351	4,821	1,617,800	8,792,019	335,197	875,480	1,128,817
11. Aggregate write-ins for deductions	1,477,434	910,411	2,732	921	435,741	127,868	13	60	(311)
12. Gain from underwriting before dividends or refunds	(1,394,180)	4,922,058	50,107	4,512	138,750	(8,302,978)	111,850	295,867	1,385,653
13. Dividends or refunds	538,657	39,263	0	(157)	407,972	81,923	9,640	0	17
14. Gain from underwriting after dividends or refunds	(1,932,838)	4,882,795	50,107	4,670	(269,221)	(8,384,900)	102,210	295,867	1,385,635

LIFE INSURANCE INDUSTRY AGGREGATES

ANNUAL STATEMENT FOR THE YEAR 2019 OF THE

(000's) (Name)

38

SCHEDULE H - ACCIDENT AND HEALTH EXHIBIT (continued)

	Total	Group Accident and Health	Credit Accident and Health (Group and Individual)	Collectively Renewable	Other Individual Contracts				
					Non- Cancelable	Guaranteed Renewable	Non-Renewable for Stated Reasons Only	Other Accident Only	All Other

PART 2 - RESERVES AND LIABILITIES

A. Premium Reserves:									
1. Unearned premiums	4,609,352	1,092,366	529,375	2,224	414,591	2,265,424	19,521	243,074	42,779
2. Advance premiums	1,904,506	1,115,593	13,733	184	56,657	606,467	24,586	61,462	25,824
3. Reserve for rate credits	2,350,624	2,237,944	48,757	15	803	47,817	290	32	14,968
4. Total premium reserves, current year	8,864,482	4,445,902	591,865	2,423	472,050	2,919,707	44,397	304,568	83,571
5. Total premium reserves, prior year	9,124,636	4,730,796	553,747	2,681	449,264	2,895,493	47,890	244,161	200,604
6. Increase in total premium reserves	(195,563)	(284,874)	38,118	(257)	22,786	25,595	(3,494)	123,597	(117,033)
B. Contract Reserves:									
1. Additional reserves	145,377,278	19,819,034	62,570	6,935	5,170,620	119,706,400	103,104	423,494	85,122
2. Reserve for future contingent benefits	1,119,694	113,314	0	0	24,459	981,914	4	0	3
3. Total contract reserves, current year	146,496,972	19,932,348	62,570	6,935	5,195,079	120,688,314	103,107	423,494	85,125
4. Total contract reserves, prior year	138,299,612	18,769,837	51,718	7,118	5,247,866	113,603,221	97,524	460,665	61,663
5. Increase in contract reserves	8,120,520	1,162,511	10,852	(183)	(52,787)	7,071,792	5,584	(100,710)	23,462
C. Claim Reserves and Liabilities:									
1. Total current year	121,280,100	63,580,381	384,049	29,696	22,417,861	31,656,773	206,700	984,967	2,019,672
2. Total prior year	117,702,047	62,344,529	411,898	35,761	22,690,821	29,666,925	173,242	1,000,032	1,378,838
3. Increase	3,642,752	1,236,595	(27,849)	(6,065)	(272,960)	1,998,863	33,458	39,876	640,834

PART 3 - TEST OF PRIOR YEAR'S CLAIM RESERVES AND LIABILITIES

1. Claims Paid During the Year:									
1.1. On claims incurred prior to current year	34,464,841	20,370,583	156,355	7,332	3,210,002	9,185,872	122,756	513,699	898,243
1.2. On claims incurred during current year	107,211,100	76,744,618	77,036	1,384	255,037	12,821,647	995,404	3,627,891	12,688,082
2. Claim Reserves and Liabilities, December 31, Current Year									
2.1. On claims incurred prior to current year	79,684,803	39,123,204	206,949	25,987	20,194,294	19,910,142	18,764	141,525	63,937
2.2. On claims incurred during current year	41,027,555	24,436,563	177,097	3,709	2,223,567	11,615,518	187,936	427,431	1,955,735
3. Test:									
3.1. Lines 1.1 and 2.1	114,149,644	59,493,787	363,304	33,319	23,404,296	29,096,013	141,520	655,224	962,180
3.2. Claim reserves and liabilities, December 31, prior year	117,098,367	62,322,177	411,898	35,761	22,690,821	29,546,731	173,242	538,900	1,378,838
3.3. Lines 3.1 minus Line 3.2	(2,948,724)	(2,828,390)	(48,595)	(2,442)	713,475	(450,717)	(31,721)	116,324	(416,658)

PART 4 - REINSURANCE

A. Reinsurance Assumed:									
1. Premiums written	32,391,368	20,293,401	113,570	2,971	1,227,860	8,071,515	44,505	1,189,049	1,448,496
2. Premiums earned	33,078,414	21,299,533	108,547	3,095	1,217,309	7,957,862	46,710	950,803	1,494,556
3. Incurred claims	28,247,081	16,969,082	14,785	1,110	1,359,792	8,038,932	15,630	664,551	1,183,200
4. Commissions	4,286,988	2,124,801	74,450	809	398,209	1,525,660	5,298	74,753	83,008
B. Reinsurance Ceded:									
1. Premiums written	50,805,379	34,710,904	276,557	3,860	2,164,339	8,764,931	58,918	236,083	4,589,786
2. Premiums earned	50,811,349	34,767,003	274,928	4,994	2,165,577	8,757,669	61,581	195,845	4,583,753
3. Incurred claims	46,298,861	29,581,729	59,530	26,128	3,262,780	9,160,393	23,762	83,314	4,101,225
4. Commissions	7,000,425	4,100,109	109,092	802	656,274	1,793,085	9,224	19,298	312,540

LIFE INSURANCE INDUSTRY AGGREGATES

ANNUAL STATEMENT FOR THE YEAR 2019 OF THE

(000's)

(Name)

39

SCHEDULE H - PART 5 - HEALTH CLAIMS

	1 Medical	2 Dental	3 Other	4 Total
A. Direct:				
1. Incurred claims	85,218,353	10,753,739	66,034,635	162,006,726
2. Beginning claim reserves and liabilities	10,863,236	694,030	116,503,382	128,060,648
3. Ending claim reserves and liabilities	11,800,640	755,529	119,857,076	132,413,246
4. Claims paid	84,280,949	10,692,240	62,680,940	157,654,129
B. Assumed Reinsurance:				
5. Incurred claims	9,699,138	425,148	18,122,333	28,246,619
6. Beginning claim reserves and liabilities	2,066,560	66,473	37,156,376	39,289,409
7. Ending claim reserves and liabilities	2,383,836	64,034	38,534,376	40,982,246
8. Claims paid	9,381,631	427,587	16,743,862	26,553,081
C. Ceded Reinsurance:				
9. Incurred claims	19,969,391	378,464	25,950,834	46,298,689
10. Beginning claim reserves and liabilities	4,560,029	57,413	47,963,910	52,581,352
11. Ending claim reserves and liabilities	4,905,727	45,658	50,091,700	55,043,086
12. Claims paid	19,625,264	390,218	23,830,223	43,845,706
D. Net:				
13. Incurred Claims	74,948,100	10,800,423	58,206,134	143,954,657
14. Beginning claim reserves and liabilities	8,369,767	703,091	105,695,848	114,768,705
15. Ending claim reserves and liabilities	9,278,749	773,905	108,299,752	118,352,406
16. Claims paid	74,037,316	10,729,609	55,594,579	140,361,503
E. Net Incurred Claims and Cost Containment Expenses				
17. Incurred claims and cost containment expenses	77,437,347	10,907,264	58,969,433	147,314,044
18. Beginning reserves and liabilities	8,764,345	708,723	105,319,586	114,792,655
19. Ending reserves and liabilities	9,494,708	781,984	108,119,318	118,396,010
20. Paid claims and cost containment expenses	76,705,182	10,834,004	56,162,051	143,701,237

LIFE INSURANCE INDUSTRY AGGREGATES

ANNUAL STATEMENT FOR THE YEAR 2019 OF THE

(Name)

47

SCHEDULE S - PART 6

Five-Year Exhibit of Reinsurance Ceded Business
(000's)

	1	2	3	4	5
	2019	2018	2017	2016	2015
A. OPERATIONS ITEMS					
1. Premiums and annuity considerations for life and accident and health contracts	249,500	298,802	220,123	198,741	187,219
2. Commissions and reinsurance expense allowances	37,203	24,546	24,884	40,211	21,888
3. Contract claims	150,734	138,097	127,608	118,465	105,660
4. Surrender benefits and withdrawals for life contracts	36,431	52,160	31,820	30,427	49,143
5. Dividends to policyholders					
6. Reserve adjustments on reinsurance ceded	(29,736)	32,034	(25,073)	(16,954)	(86,374)
7. Increase in aggregate reserves for life and accident and health contracts	1,065,659	39,876	163,434	31,475	80,457
B. BALANCE SHEET ITEMS					
8. Premiums and annuity considerations for life and health contracts deferred and uncollected	19,424	19,972	19,851	19,140	14,804
9. Aggregate reserves for life and accident and health contracts	972,298	23,421,214	833,653	758,786	696,697
10. Liability for deposit-type contracts	20,829	20,478	12,637	211,966	12,616
11. Contract claims unpaid	25,546	22,846	23,456	21,752	19,045
12. Amounts recoverable on reinsurance	9,976	9,138	9,164	9,302	7,443
13. Experience rating refunds due or unpaid	2,914	2,826	2,472	1,542	1,415
14. Policyholders' dividends (not included in Line 10)					
15. Commissions and reinsurance expense allowances due	13,792	40,690	39,051	4,663	2,334
16. Unauthorized reinsurance offset	745	609	2,010	2,322	429
17. Offset for reinsurance with Certified Reinsurers	0	0	3	XXX	XXX
C. UNAUTHORIZED REINSURANCE (DEPOSITS BY AND FUNDS WITHHELD FROM)					
18. Funds deposited by and withheld from (F)	99,089	97,728	79,775	87,718	87,672
19. Letters of credit (L)	30,802	33,968	34,800	40,336	38,952
20. Trust agreements (T)	66,917	61,742	83,607	78,265	78,367
21. Other (O)	17,459	7,529	7,354	3,664	3,782
D. REINSURANCE WITH CERTIFIED REINSURERS (DEPOSITS BY AND FUNDS WITHHELD FROM)					
22. Multiple Beneficiary Trust	0	0	0	XXX	XXX
23. Funds deposited by and withheld from (F)	32,645	23,815	18,897	XXX	XXX
24. Letters of credit (L)	149	96	353	XXX	XXX
25. Trust agreements (T)	155,749	109,466	82,132	XXX	XXX
26. Other (O)	8,971	0	3	XXX	XXX

FIVE - YEAR HISTORICAL DATA

ANNUAL STATEMENT FOR THE YEAR 2019 OF THE

22

Selected Data Elements (000's)

	1 2019	2 2018	3 2017	4 2016	5 2015
Life Insurance in Force (Exhibit of Life Insurance)					
1. Ordinary-whole life and endowment (Line 34, Col. 4)	9,154,435	8,959,590	8,920,562	8,731,803	8,546,491
2. Ordinary-term (Line 21, Col. 4, less Line 34, Col 4)	26,271,628	25,376,822	25,276,223	24,857,886	23,954,270
3. Credit life (Line 21, Col. 6)	104,051	107,373	108,657	106,457	114,696
4. Group, exc. FEGLI/SGLI (Line 21, Col. 9 less Lines 43 & 44, Col. 4)	17,014,222	16,862,731	14,657,290	13,645,666	12,537,935
5. Industrial (Line 21, Col. 2)	10,621	15,229	15,665	15,642	16,153
6. FEGLI/SGLI (Lines 43 & 44, Col. 4)	1,693,130	1,697,584	1,665,960	1,638,153	1,651,294
7. Total (Line 2, Col. 10)	54,248,088	53,019,329	50,644,356	48,995,607	46,820,839
New Business Issued (Exhibit of Life Insurance)					
8. Ordinary-whole life and endowment (Line 34, Col. 2)	501,852	487,751	508,801	522,780	512,232
9. Ordinary-term (Line 2, Col. 4, less Line 34, Col. 2)	1,300,645	1,236,187	1,198,715	1,156,677	1,129,887
10. Credit Life (Line 2, Col. 6)	47,602	48,253	50,298	52,348	53,563
11. Group (Line 2, Col. 9)	1,291,869	1,118,419	1,313,592	1,189,613	1,225,528
12. Industrial (Line 2, Col. 2)	18	21	27	35	29
13. Total (Line 2, Col. 10)	3,141,986	2,890,631	3,071,432	2,921,453	2,921,240
Premium Income-Lines of Business (Exhibit 1 - Part 1)					
14. Industrial life (Line 20.4, Col. 2)	107,390	(464,437)	107,008	96,445	116,499
15.1. Ordinary life insurance (Line 20.4, Col. 3)	128,203,723	121,552,649	114,815,647	93,408,871	128,823,092
15.2. Ordinary individual annuities (Line 20.4, Col. 4)	201,910,614	148,784,696	161,926,532	199,531,425	206,079,356
16. Credit life (group and individual) (Line 20.4, Col. 5)	656,105	626,902	606,709	612,615	666,365
17.1. Group life insurance (Line 20.4, Col. 6)	29,757,659	31,255,049	29,118,779	28,573,709	30,692,525
17.2. Group annuities (Line 20.4, Col. 7)	143,130,892	124,636,744	130,330,815	124,482,598	124,102,407
18.1. A & H group (Line 20.4, Col. 8)	126,645,168	122,209,594	111,525,434	104,173,591	101,152,835
18.2. A & H credit (group and individual) (Line 20.4, Col. 9)	726,664	687,143	655,269	648,845	713,591
18.3. A & H other (Line 20.4, Col. 10)	60,750,230	61,365,910	58,545,552	60,296,104	59,155,069
19. Aggregate of all other lines of bus. (Line 20.4, Col. 11)	6,338	5,049	4,834	4,182	6,081
20. Total	691,894,784	610,659,299	607,636,580	611,828,386	651,507,819
Investment in Parent, Subsidiaries and Affiliates					
44. Affiliated bonds (Sch D Summary, Line 12, Col. 1)	34,765,658	33,339,105	35,394,186	34,572,469	34,456,337
45. Affiliated preferred stocks (Sch D Summary, Line 18, Col. 1)	801,053	870,294	529,102	620,494	619,367
46. Affiliated common stocks (Sch D Summary, Line 24, Col. 1)	136,889,836	124,614,363	129,197,810	126,139,707	118,062,393
47. Affiliated short-term investments	2,399,730	3,473,335	4,890,461	4,827,234	4,098,268
48. Affiliated mortgage loans on real estate (subtotal included in Sch DA Verification Line 10, Col. 5)	3,709,874	2,506,248	2,716,030	1,911,765	2,120,954
49. All other affiliated	100,982,697	90,109,746	88,076,925	76,446,193	73,852,588
50. Total of above Lines 44 to 49	279,548,849	254,913,092	260,804,514	244,517,861	233,209,907
Net Gains From Operations After Dividends to Policyholders/Mem Federal Income Taxes by Lines of Business (Page 6.x, Line 33)					
72. Industrial life (Page 6.1, Col. 2)	(32,639)	200,379	72,122	140,175	(1,654,207)
73. Ordinary - life (Page 6.1, Col. 1 less Cols. 2, 10 and 12)	4,885,924	1,443,141	3,654,189	7,070,085	8,167,899
74. Ordinary - individual annuities (Page 6, Col. 4)	22,806,336	12,353,247	25,149,062	24,023,490	16,423,469
75. Ordinary - supplementary contracts		1,479,011	102,918	70,936	64,064
76. Credit life (Page 6.1, Col. 10 plus Page 6.2, Col. 7)	61,994	62,515	31,838	34,242	15,104
77. Group life (Page 6.2, Col. 1 less Cols. 7 and 9)	1,794,518	2,036,620	2,062,486	1,408,773	1,774,090
78. Group annuities (Page 6, Col. 5)	7,857,945	8,952,222	7,604,757	7,999,283	8,553,025
80. A & H-credit (Page 6.5, Col. 10)	81,677	77,143	82,682	95,857	42,095
79. A & H-group (Page 6.5, Col. 3)	3,007,625	9,397,679	6,799,245	6,421,131	6,428,156
81. A & H-other (Page 6.5, Col. 1 less Cols. 3 and 10)	9,656,002	2,384,139	15,595	3,798,550	3,767,564
82. Aggregate of all other lines of business (Page 6, Col. 8)	7,274,463	9,500,079	12,332,019	9,238,814	8,388,440

2019 LIFE/FRATERNAL ANNUAL STATEMENT FINANCIAL DATA TECHNICAL NOTES

Percentages are calculated. All other data are aggregated from the life, accident and health/fraternal annual statement blank for the respective financial year.

Annual Statement Financial Data

Data is aggregated from the respective page of the life, accident and health/fraternal annual statement blank for each financial year. The annual statement page for each report page is indicated in the Table of Contents.

Annual Statement Financial Data Graphs and Tables

Graph – 2019 Distribution of Assets: 2019 Assets (statement p. 2), Net Admitted Assets (col. 3)

Graphs – 2010–2019 Assets: Assets (statement p. 2), Net Admitted Assets (col. 3), Total Line

Graphs – 2010–2019 Capital and Surplus: Liabilities, Surplus and Other Funds (statement p. 3), Current Year Column, Totals of Common and Preferred Stock and Surplus Line

Graphs – 2010–2019 Net Income: Summary of Operations (statement p. 4), Current Year Column, Net Income Line

Table – Aggregate Analysis of Operations by Lines of Business Historical 2010–2019: Analysis of Operations (statement p. 6), Total Column

Table – Historical Premium Volume 2010–2019: Schedule T, Life Insurance Column, Annuity Considerations Column, Accident and Health Insurance Premiums Column, Other Considerations Column, and Deposit-Type Contracts Column. Total is summed from the preceding five columns

Graph – 2010–2019 Maturity Distribution of Bonds: Schedule D, Part 1A, Section 1, Total Current Year Column, Total Bonds Current Year (lines 11.1–11.7)

Graph – 2010–2019 Publicly Traded vs. Privately Placed Bonds: Schedule D, Part 1A, Section 1, Total Current Year Column, Total Publicly Traded Bonds (lines 13.1–13.7) and Total Privately Placed Bonds (lines 14.1–14.7)

Countrywide, Canada and Aggregate Other Alien Insurance Data

LIFE INSURANCE INDUSTRY AGGREGATES

ANNUAL STATEMENT FOR THE YEAR 2019 OF THE

(000's)

(Name)

SCHEDULE T - PREMIUMS AND ANNUITY CONSIDERATIONS

States, etc.		Direct Business Only					
		Life Contracts		Accident and Health Insurance Premiums	Other Considerations	Total Columns 2 through 5	Deposit - Type Contracts
		Life Insurance Premiums	Annuity Considerations				
01. Alabama	AL	2,391,870	3,265,061	1,925,317	424,058	8,006,306	246,125
02. Alaska	AK	522,637	383,614	310,215	246,341	1,462,807	25,209
03. Arizona	AZ	2,719,717	6,744,903	4,062,226	1,170,349	14,697,195	374,305
04. Arkansas	AR	1,124,875	2,012,210	1,065,672	245,185	4,447,942	98,341
05. California	CA	19,030,144	28,211,506	15,668,986	10,198,194	73,108,830	2,912,496
06. Colorado	CO	2,964,934	5,715,310	4,378,624	930,575	13,989,444	1,202,394
07. Connecticut	CT	2,644,148	6,479,305	3,150,385	1,803,561	14,077,399	9,454,461
08. Delaware	DE	1,467,513	2,753,284	798,799	667,796	5,687,393	55,610,540
09. Dist. Columbia	DC	415,724	746,342	1,110,558	668,458	2,941,082	1,040,418
10. Florida	FL	10,862,038	22,631,611	16,541,802	2,651,060	52,686,511	1,492,319
11. Georgia	GA	5,229,648	6,433,859	9,202,647	2,544,691	23,410,845	1,475,196
12. Hawaii	HI	865,054	1,554,718	1,208,174	307,475	3,935,421	102,454
13. Idaho	ID	629,528	1,198,439	846,117	266,519	2,940,604	105,596
14. Illinois	IL	8,087,717	11,749,940	6,630,348	2,246,046	28,714,051	2,774,733
15. Indiana	IN	2,944,964	6,041,672	5,041,403	776,485	14,804,525	3,647,967
16. Iowa	IA	2,525,340	3,258,896	1,585,290	4,492,512	11,862,038	8,848,027
17. Kansas	KS	1,464,200	2,666,465	4,105,624	295,965	8,532,254	1,178,888
18. Kentucky	KY	1,724,591	2,972,038	1,838,218	674,069	7,208,916	375,015
19. Louisiana	LA	2,456,843	3,778,761	2,424,087	542,474	9,202,165	265,909
20. Maine	ME	469,792	1,281,397	961,844	169,788	2,882,820	65,130
21. Maryland	MD	3,239,803	5,764,722	4,004,620	1,159,319	14,168,464	821,510
22. Massachusetts	MA	4,211,727	8,467,105	3,845,050	3,454,982	19,978,864	1,590,912
23. Michigan	MI	4,820,093	10,974,292	3,809,754	1,311,726	20,915,864	1,358,539
24. Minnesota	MN	5,071,580	5,892,096	1,897,609	2,434,382	15,295,668	787,614
25. Mississippi	MS	1,337,455	1,814,346	1,581,684	157,565	4,891,049	118,971
26. Missouri	MO	2,981,743	6,620,093	4,927,100	1,039,913	15,568,849	647,810
27. Montana	MT	409,288	533,791	437,915	159,528	1,540,522	44,560
28. Nebraska	NE	1,207,878	2,172,466	1,649,239	275,892	5,305,475	953,486
29. Nevada	NV	1,227,869	1,936,094	1,436,316	482,034	5,082,313	186,604
30. New Hampshire	NH	649,200	2,047,591	755,269	215,582	3,667,642	93,568
31. New Jersey	NJ	6,879,321	13,989,619	8,479,713	3,121,643	32,470,296	1,363,213
32. New Mexico	NM	687,723	1,156,202	1,136,779	449,605	3,430,308	437,227
33. New York	NY	13,022,723	19,631,823	11,443,512	6,299,112	50,397,170	64,338,496
34. North Carolina	NC	5,161,596	8,970,810	6,739,037	1,354,866	22,226,310	777,249
35. North Dakota	ND	510,286	739,046	334,690	144,293	1,728,315	86,915
36. Ohio	OH	5,378,652	13,287,065	8,184,301	1,623,268	28,473,286	18,617,616
37. Oklahoma	OK	1,510,076	2,158,973	1,792,326	459,262	5,920,638	286,936
38. Oregon	OR	1,352,633	3,042,021	2,310,682	1,263,432	7,968,768	231,163
39. Pennsylvania	PA	7,080,873	16,420,613	8,135,730	2,638,090	34,275,306	7,007,360
40. Rhode Island	RI	466,806	1,639,739	532,964	180,542	2,820,050	81,414
41. South Carolina	SC	2,424,013	4,593,147	4,462,224	360,397	11,839,781	260,832
42. South Dakota	SD	1,123,924	666,351	440,414	91,464	2,322,152	319,098
43. Tennessee	TN	3,284,688	5,056,733	3,831,342	1,164,905	13,337,668	882,665
44. Texas	TX	12,909,303	18,971,131	18,777,703	2,830,716	53,488,853	2,458,194
45. Utah	UT	1,514,495	2,840,484	1,418,370	468,252	6,241,602	348,522
46. Vermont	VT	267,985	626,669	391,566	152,806	1,439,026	58,103
47. Virginia	VA	4,470,427	6,771,141	5,843,906	1,164,787	18,250,261	810,609
48. Washington	WA	2,849,490	5,696,672	4,433,900	1,611,151	14,591,212	372,346
49. West Virginia	WV	661,587	1,275,601	886,180	139,166	2,962,534	120,977
50. Wisconsin	WI	3,833,010	6,468,231	4,092,435	1,137,129	15,530,805	730,985
51. Wyoming	WY	379,803	398,333	395,001	70,161	1,243,297	35,919
52. American Samoa	AS	3,149	27	401	0	3,577	0
53. Guam	GU	57,522	9,228	64,558	6,219	137,527	132
54. Puerto Rico	PR	556,182	799,752	834,650	84,943	2,275,527	30,657
55. U.S. Virgin Islands	VI	31,023	35,097	248,131	7,154	321,405	203
56. Northern Mariana Islands	MP	8,521	244	38,610	0	47,375	6
57. Canada	CN	498,215	26,432	425,600	31,875	982,122	74,021
58. Aggregate Other Alien	OT	1,687,378	90,281	1,487,395	14,819	3,279,873	4,043
59. Subtotal of states and territories		174,309,314	301,463,393	204,363,015	68,882,580	749,018,301	197,634,001
90. Report entity contrib. for employee benefit plans		111,243	139,410	41,834	120,580	413,067	55,045
91. Dividends or refunds applied to purchase							
91. Dividends or Refunds applied to purchase paid-up a		12,372,727	78,189	(1)	34,436	12,485,352	2,141
92. Dividends or refunds applied to shorten							
92. Dividends or Refunds applied to shorten endowmen		59,279	28	395	0	59,702	96
93. Premium or annuity considerations waived under							
93. Premium or Annuity considerations waived under di		764,188	11,774	651,547	0	1,427,509	0
94. Aggregate other amounts not allocable by state		5,640,428	328,101	1,116,570	0	7,085,099	105,805
95. Totals (direct business)		193,257,179	302,020,895	206,173,359	69,037,596	770,489,029	197,797,088
96. Plus reinsurance assumed		95,457,381	40,637,162	31,681,386	1,451,022	169,226,951	2,469,001
97. Totals (all business)		288,714,559	342,658,058	237,854,745	70,488,618	939,715,980	200,266,089
98. Less reinsurance ceded		131,011,103	63,105,298	50,458,734	4,971,637	249,546,772	3,424,823
99. Totals (all business) less reinsurance ceded		157,703,456	279,552,760	187,396,011	65,516,981	690,169,209	196,841,266

LIFE INSURANCE INDUSTRY AGGREGATES

ANNUAL STATEMENT FOR THE YEAR 2019 OF THE

(Name)

50

SCHEDULE T - PART 2

INTERSTATE COMPACT PRODUCTS - EXHIBIT OF PREMIUMS WRITTEN

Allocated By States and Territories

(000's)

		Direct Business Only					
		1	2	3	4	5	6
States, etc.		Life (Group and Individual)	Annuities (Group and Individual)	Disability Income (Group and Individual)	Long-Term Care (Group and Individual)	Deposit type Contract	Totals
01. Alabama	AL	2,391,876	3,265,061	382,524	108,569	246,125	6,394,156
02. Alaska	AK	522,640	383,614	51,688	11,572	25,209	994,724
03. Arizona	AZ	2,719,669	6,744,903	420,683	178,411	374,305	10,437,971
04. Arkansas	AR	1,124,860	2,012,210	201,184	55,688	98,596	3,492,538
05. California	CA	19,030,122	28,211,535	2,512,276	889,442	2,912,950	53,556,326
06. Colorado	CO	2,964,938	5,715,560	476,382	215,682	1,202,394	10,574,956
07. Connecticut	CT	2,644,150	6,479,305	407,821	220,714	9,454,470	19,206,461
08. Delaware	DE	1,467,521	2,753,284	109,071	32,946	55,610,540	59,973,362
09. Dist. Columbia	DC	415,730	746,342	165,170	36,066	1,040,646	2,403,955
10. Florida	FL	10,862,021	22,631,611	1,460,870	644,130	1,492,439	37,091,071
11. Georgia	GA	5,229,622	6,433,859	918,235	246,468	1,475,196	14,303,380
12. Hawaii	HI	865,053	1,554,718	138,993	86,468	102,454	2,747,686
13. Idaho	ID	629,538	1,198,439	94,821	39,184	105,596	2,067,579
14. Illinois	IL	8,087,734	11,749,940	1,035,540	448,366	2,774,733	24,096,312
15. Indiana	IN	2,944,972	6,041,672	485,056	158,728	3,647,988	13,278,417
16. Iowa	IA	2,525,327	3,258,896	245,681	198,792	8,861,656	15,090,351
17. Kansas	KS	1,464,191	2,666,465	198,295	125,472	1,178,888	5,633,311
18. Kentucky	KY	1,724,596	2,972,038	345,753	108,510	375,015	5,525,912
19. Louisiana	LA	2,456,845	3,778,761	409,263	86,976	265,909	6,997,753
20. Maine	ME	469,794	1,281,397	109,098	53,347	65,130	1,978,767
21. Maryland	MD	3,239,797	5,764,722	587,308	235,072	821,510	10,648,409
22. Massachusetts	MA	4,211,720	8,467,105	877,007	293,928	1,590,912	15,440,671
23. Michigan	MI	4,820,101	10,974,316	755,483	233,315	1,360,867	18,144,082
24. Minnesota	MN	5,071,574	5,892,352	605,136	297,230	787,744	12,654,034
25. Mississippi	MS	1,337,474	1,814,346	209,882	57,178	118,971	3,537,851
26. Missouri	MO	2,981,743	6,620,093	462,202	213,472	647,810	10,925,319
27. Montana	MT	409,283	533,791	57,241	37,785	44,560	1,082,660
28. Nebraska	NE	1,207,875	2,172,466	168,138	133,830	953,486	4,635,796
29. Nevada	NV	1,227,874	1,936,094	198,136	48,297	186,604	3,597,006
30. New Hampshire	NH	649,201	2,047,621	128,069	55,914	93,568	2,974,373
31. New Jersey	NJ	6,879,318	13,989,619	906,615	384,298	1,363,213	23,523,063
32. New Mexico	NM	687,722	1,156,222	95,255	45,178	437,227	2,421,604
33. New York	NY	13,022,718	19,631,823	2,324,129	873,336	64,338,742	100,190,749
34. North Carolina	NC	5,161,588	8,970,810	818,610	337,658	777,952	16,066,617
35. North Dakota	ND	510,292	739,046	64,959	54,020	86,915	1,455,232
36. Ohio	OH	5,378,653	13,287,065	857,173	326,505	18,618,257	38,467,653
37. Oklahoma	OK	1,510,066	2,158,973	245,981	76,620	286,936	4,278,576
38. Oregon	OR	1,352,614	3,042,021	343,788	125,055	231,163	5,094,641
39. Pennsylvania	PA	7,080,882	16,420,613	1,210,763	408,865	7,007,397	32,128,521
40. Rhode Island	RI	466,808	1,639,739	79,476	35,542	81,414	2,302,979
41. South Carolina	SC	2,424,024	4,593,147	369,891	172,532	260,832	7,820,425
42. South Dakota	SD	1,123,922	666,351	68,111	67,483	319,118	2,244,985
43. Tennessee	TN	3,284,668	5,056,764	623,906	200,628	882,665	10,048,630
44. Texas	TX	12,909,275	18,971,131	2,007,957	607,917	2,458,788	36,955,069
45. Utah	UT	1,514,483	2,840,484	194,811	37,619	348,523	4,935,920
46. Vermont	VT	267,983	626,669	60,098	23,680	58,103	1,036,532
47. Virginia	VA	4,470,428	6,771,141	717,046	352,879	813,456	13,124,949
48. Washington	WA	2,849,490	5,696,672	635,040	266,789	372,346	9,820,339
49. West Virginia	WV	661,587	1,275,601	106,628	27,748	121,218	2,192,781
50. Wisconsin	WI	3,833,007	6,541,889	531,749	237,878	731,268	11,875,791
51. Wyoming	WY	379,804	398,333	28,867	19,204	35,919	862,126
52. American Samoa	AS	3,149	27	18	1	0	3,195
53. Guam	GU	57,522	9,228	3,748	14	132	70,644
54. Puerto Rico	PR	556,177	799,752	155,487	3,989	30,657	1,546,062
55. U.S. Virgin Islands	VI	31,023	35,097	5,180	233	203	71,736
56. Northern Mariana Islands	MP	8,521	244	126	8	6	8,905
57. Canada	CN	498,375	26,432	93,283	3,683	74,021	695,794
58. Aggregate other alien	OT	1,687,378	90,281	47,716	1,133	4,043	1,830,552
59. Totals		174,309,313	301,537,690	26,813,416	10,242,046	197,656,789	710,559,254

LIFE INSURANCE INDUSTRY AGGREGATES

ANNUAL STATEMENT FOR THE YEAR 2019 OF THE

(Name)

Supp31

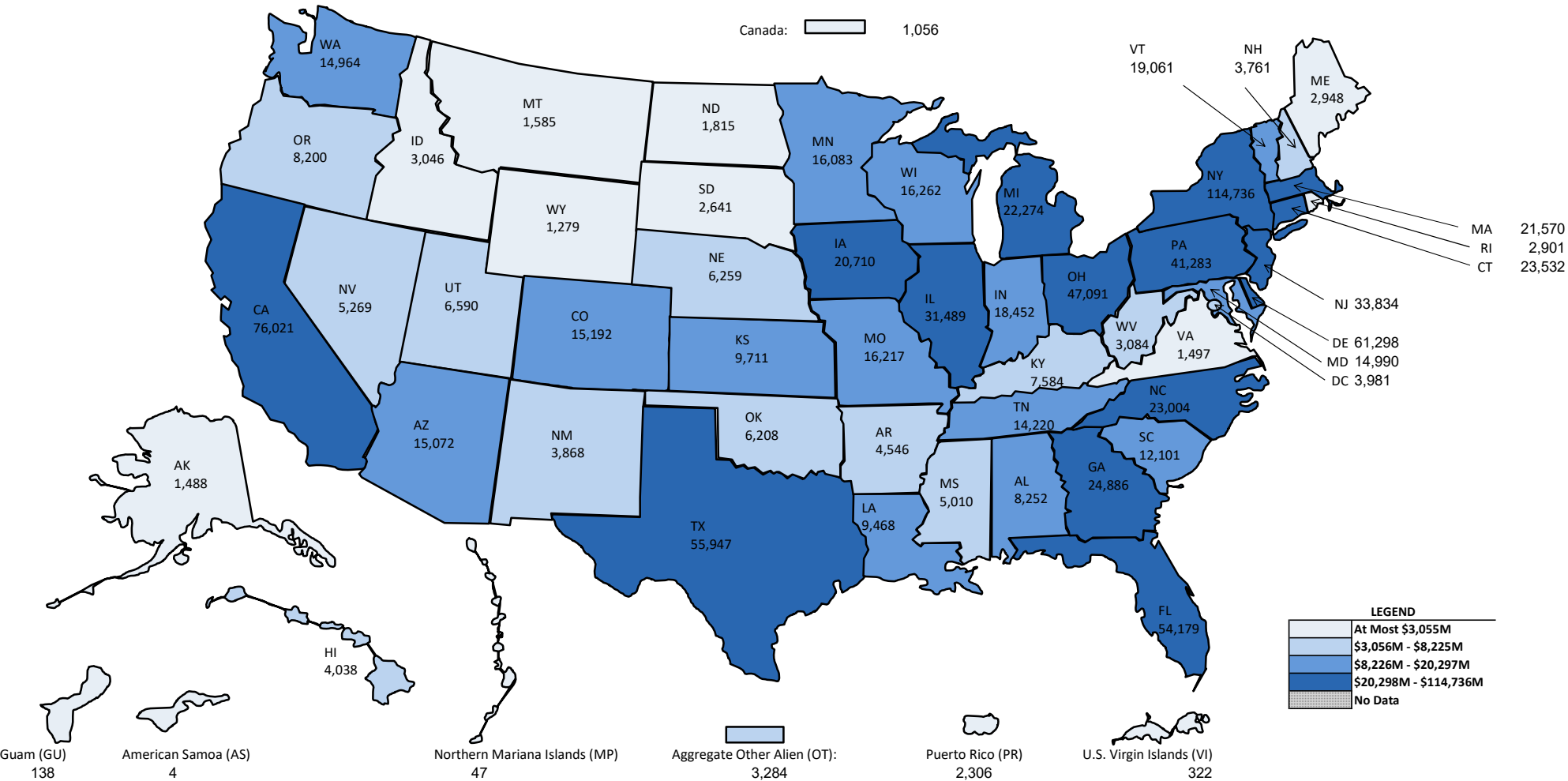
MEDICARE PART D COVERAGE SUPPLEMENT (Net of Reinsurance)

	Individual Coverage		Group Coverage		5 Total Cash
	1 Insured	2 Uninsured	3 Insured	4 Uninsured	
1. Premiums Collected					
1.1. Standard Coverage					
1.11. With reinsurance coverage	5,874,330,162	XXX	191,606,092	XXX	6,065,936,254
1.12. Without reinsurance coverage	0	XXX	0	XXX	0
1.13. Risk-corridor payment adjustments	35,803,994	XXX	0	XXX	35,803,994
1.2. Supplemental benefits (premiums collected)	124,569,114	XXX	631,413	XXX	125,200,527
2. Premiums Due and Uncollected-change					
2.1. Standard Coverage					
2.11. With reinsurance coverage	5,218,131	XXX	(1,726,030)	XXX	XXX
2.12. Without reinsurance coverage	33,654,338	XXX	0	XXX	XXX
2.2. Supplemental benefits	(1,977,084)	XXX	(68,941)	XXX	XXX
3. Unearned Premium and Advance Premium-change					
3.1. Standard Coverage					
3.11. With reinsurance coverage	(790,159)	XXX	(577,102)	XXX	XXX
3.12. Without reinsurance coverage	0	XXX	0	XXX	XXX
3.2. Supplemental benefits	24,816	XXX	(129)	XXX	XXX
4. Risk-Corridor Payment Adjustments-change					
4.1. Receivable	18,839,523	XXX	0	XXX	XXX
4.2. Payable	(121,089,954)	XXX	0	XXX	XXX
5. Earned Premiums					
5.1. Standard Coverage					
5.11. With reinsurance coverage	5,880,338,452	XXX	190,457,164	XXX	XXX
5.12. Without reinsurance coverage	33,654,338	XXX	0	XXX	XXX
5.13. Risk-corridor payment adjustments	(66,446,437)	XXX	0	XXX	XXX
5.2. Supplemental benefits	122,567,214	XXX	562,601	XXX	XXX
6. Total premiums	5,970,113,568	XXX	191,019,765	XXX	6,226,940,776
7. Claims Paid					
7.1. Standard Coverage					
7.11. With reinsurance coverage	4,477,385,423	XXX	118,642,167	XXX	4,596,027,590
7.12. Without reinsurance coverage	0	XXX	0	XXX	0
7.2. Supplemental benefits	104,681,095	XXX	7,333,649	XXX	112,014,744
8. Claim Reserves and Liabilities-change					
8.1. Standard Coverage					
8.11. With reinsurance coverage	221,129,771	XXX	(1,589,472)	XXX	XXX
8.12. Without reinsurance coverage	0	XXX	0	XXX	XXX
8.2. Supplemental benefits	1,096,561	XXX	(217,040)	XXX	XXX
9. Health Care Receivables - change					
9.1. Standard Coverage					
9.11. With reinsurance coverage	362,550,203	XXX	1,099,658	XXX	XXX
9.12. Without reinsurance coverage	0	XXX	0	XXX	XXX
9.2. Supplemental benefits	0	XXX	6,513	XXX	XXX
10. Claims Incurred					
10.1. Standard Coverage					
10.11. With reinsurance coverage	4,335,964,991	XXX	115,953,037	XXX	XXX
10.12. Without reinsurance coverage	0	XXX	0	XXX	XXX
10.2. Supplemental benefits (claims incurred)	105,777,656	XXX	7,110,096	XXX	XXX
11. Total claims	4,441,742,647	XXX	123,063,133	XXX	4,708,042,334
12. Reinsurance Coverage and Low Income Cost Sharing					
12.1. Claims paid - net of reimbursements applied	XXX	1,319,132	XXX	2,645,659	3,964,791
12.2. Reimbursements received but not applied - change	XXX	(502,602,435)	XXX	(13,298,008)	(515,900,443)
12.3. Reimbursements receivables - change	XXX	1,821,645	XXX	811,265	XXX
12.4. Health care receivables - change	XXX	0	XXX	0	XXX
13. Aggregate policy reserves - change	0	0	0	0	XXX
14. Expenses paid	1,180,183,132	XXX	27,619,489	XXX	1,207,802,621
15. Expenses incurred	1,238,803,459	XXX	27,490,075	XXX	XXX
16. Underwriting Gain/Loss	289,567,462	XXX	40,466,557	XXX	XXX
17. Cash Flow Result	XXX	XXX	XXX	XXX	(208,769,413)

Life Insurance Industry Aggregates

2019 Direct Written Premium Volume by State

(In Millions)

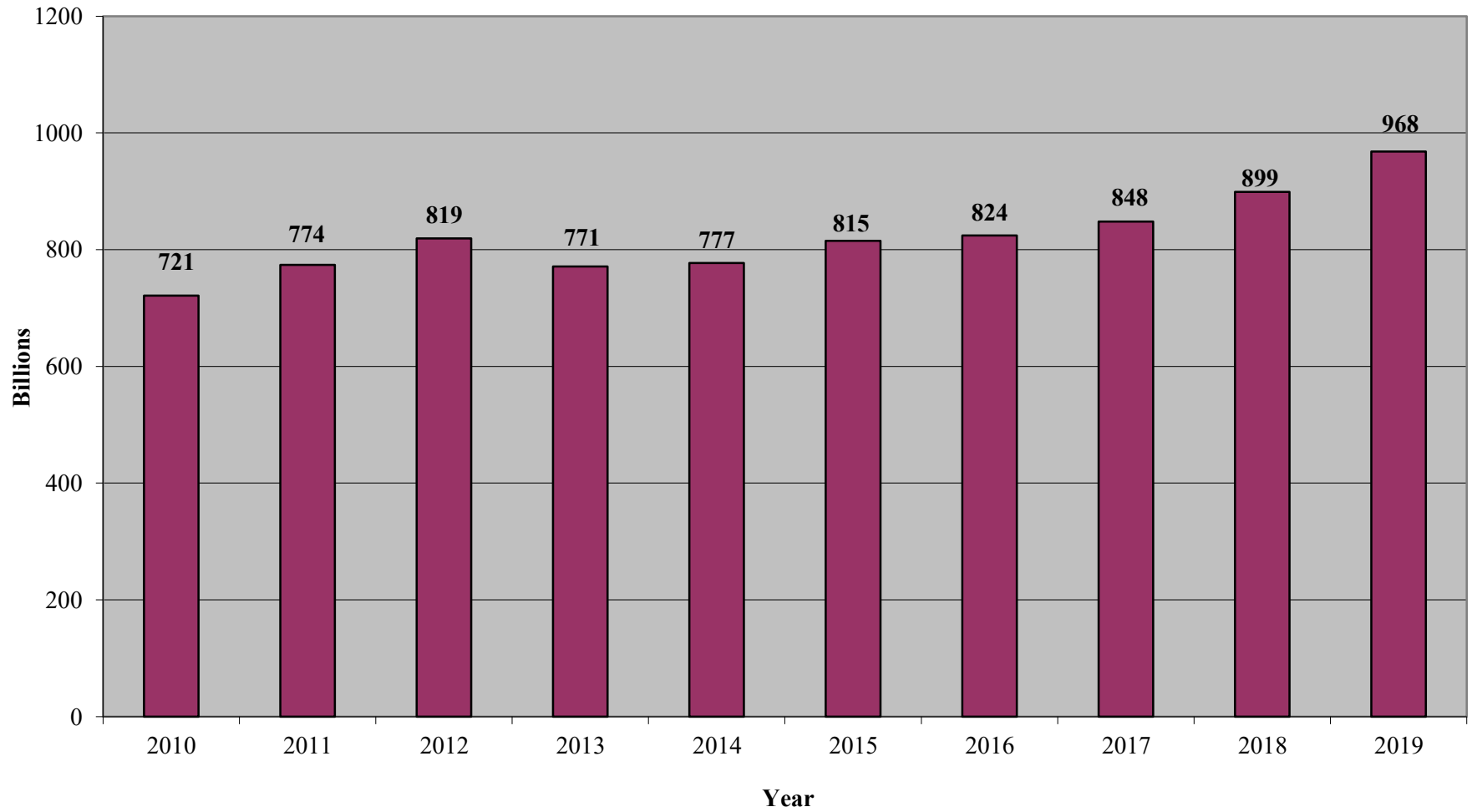


Minimum	1st Quartile	2nd Quartile	3rd Quartile	Maximum
\$1,488	\$6,399	\$15,072	\$19,362	\$76,021

Life Insurance Industry Aggregates

2010 through 2019

Total Direct Written Premiums & Deposit Type Contracts



LIFE INSURANCE INDUSTRY AGGREGATES

ANNUAL STATEMENT FOR THE YEAR 2019 OF THE

DIRECT BUSINESS IN THE STATE OF

TOTAL

DURING THE YEAR

24

(000's)

LIFE INSURANCE

DIRECT PREMIUMS AND ANNUITY CONSIDERATIONS	Ordinary		Credit Life (Group and Individual)		Group		Industrial		Total	
DIRECT PREMIUMS AND ANNUITY CONSID										
1. Life insurance	138,244,034		829,792		35,221,898		16,323		174,312,046	
2. Annuity considerations	222,257,658		10		79,205,725		0		301,463,393	
3. Deposit-type contract funds	63,793,126		XXX		133,840,876		XXX		197,634,001	
4. Other considerations	348,064		0		68,580,354		0		68,928,418	
5. Totals (Sum of Lines 1 to 4)	424,642,882		829,801		316,848,852		16,323		742,337,858	
DIRECT DIVIDENDS TO POLICYHOLDERS										
Life insurance:										
6.1. Paid in cash or left on deposit	1,546,985		3		81,172		780		1,628,940	
6.2. Applied to pay renewal premiums	2,397,588		0		32,109		3		2,429,700	
6.3. Apld to pd-up adds/shortn endwrt/prem-pay period	12,045,992		0		53,681		58,014		12,157,686	
6.4. Other life insurance	184,520		0		0		0		184,520	
6.5. Totals (Sum of Lines 6.1 to 6.4)	16,175,085		3		166,962		58,797		16,400,847	
Annuities:										
7.1. Paid in cash or left on deposit	1,615,486		0		12,228		0		1,627,713	
7.2. Applied to provide paid-up annuities	83,507		0		34,460		0		117,967	
7.3. Other	1,172,627		0		349,915		0		1,522,541	
7.4. Totals (Sum of Lines 7.1 to 7.3)	2,871,619		0		396,602		0		3,268,221	
8. Grand totals (Lines 6.5 + 7.4)	19,046,704		3		563,564		58,797		19,669,068	
DIRECT CLAIMS AND BENEFITS PAID										
9. Death benefits	81,442,487		311,489		30,198,657		342,439		112,295,072	
10. Matured endowments	556,688		0		6,250		20,163		583,102	
11. Annuity benefits	61,511,974		0		33,909,546		1,958		95,423,478	
12. Surrender values and withdrawals for life contracts	221,083,521		0		159,917,439		68,196		381,069,155	
13. Aggr write-ins for misc direct claims & benefits paid	1,054,723		0		9,554,522		5		10,609,250	
14. All other benefits, except accident and health	1,367,662		50		326,813		3,225		1,697,750	
15. Totals	367,017,055		311,539		233,913,227		435,986		601,677,808	
DIRECT DEATH BENEFITS AND MATURED ENDOWMENTS INCURRED										
	Number	Amount	Number	Amount	Number	Amount	Number	Amount	Number	Amount
DIRECT CLAIMS AND BENEFITS PAID										
16. Unpaid Dec. 31, prior year	260	10,785,551	2	34,253	69	3,236,879	45	41,292	376	14,097,975
17. Incurred during current year	2,769	82,862,619	68	312,606	1,240	30,596,856	318	363,253	4,396	114,135,335
SETTLED DURING CURRENT YEAR										
18.1. By payment in full	2,736	81,627,362	64	302,980	1,210	30,333,155	333	362,704	4,343	112,626,202
18.2. By payment on compromised claims	1	30,839	0	64	1	49,394	0	0	2	80,297
18.3. Totals paid	2,736	81,658,201	64	303,044	1,211	30,382,550	333	362,704	4,345	112,706,499
18.4. Reduction by compromise	1	66,589	0	380	3	34,145	0	0	4	101,113
18.5. Amount rejected	4	202,985	0	3,508	2	58,469	0	5	7	264,968
18.6. Total settlements	2,741	81,927,775	65	306,932	1,216	30,475,163	333	362,709	4,355	113,072,580
19. Unpaid December 31, current year	288	11,720,395	5	39,927	93	3,358,571	30	41,836	416	15,160,730
POLICY EXHIBIT										
20. In force December 31, prior year	129,432	21,033,133,366	20,749	72,252,359	8,328	13,282,588,377	8,711	8,403,503	167,220	34,396,377,605
21. Issued during year	10,100	1,809,083,734	7,848	46,142,165	1,170	1,322,148,006	3	18,360	19,121	3,177,392,265
22. Other changes to in force (Net)	(10,545)	(1,271,491,062)	(9,396)	(47,559,410)	(1,127)	(1,389,515,731)	(494)	(455,529)	(21,563)	(2,709,021,733)
23. In force December 31 of current year	128,987	21,570,726,038	19,200	70,835,115	8,371	13,215,220,652	8,220	7,966,333	164,777	34,864,748,138

ACCIDENT AND HEALTH INSURANCE

	Direct Premiums	Direct Premiums Earned	Dividends Paid Or Credited On Direct Business	Direct Losses Paid	Direct Losses Incurred
24. Group policies	123,967,371	124,739,995	43,042	95,649,132	97,766,000
24.1. Federal Employees Health Benefits Program premium	1,252,479	1,251,001	0	1,098,069	1,112,501
24.2. Credit (Group and Individual)	889,595	848,612	0	272,200	257,956
24.3. Collectively renewable policies					
24.4. Medicare Title XVIII exempt from state taxes or fees	38,468,363	38,125,991	0	31,624,305	32,046,870
Other Individual Policies:					
25.1. Non-cancellable	5,061,971	5,008,784	331,589	4,101,294	3,948,547
25.2. Guaranteed renewable	32,048,732	32,034,588	96,012	22,856,768	24,598,996
25.3. Non-renewable for stated reasons only	967,270	969,968	6,833	603,716	602,332
25.4. Other accident only	204,315	205,066	0	57,314	50,019
25.5. All other	1,492,698	1,458,640	18	1,005,030	957,646
25.6. Totals (sum of Lines 25.1 to 25.5)	39,774,986	39,677,045	434,452	28,624,122	30,157,540
26. Totals (Lines 24 + 24.1 + 24.2 + 24.3 + 24.4 + 25.6)	204,365,648	204,656,738	477,494	157,282,714	161,347,923

LIFE INSURANCE INDUSTRY AGGREGATES

ANNUAL STATEMENT FOR THE YEAR 2019 OF THE

DIRECT BUSINESS IN THE STATE OF

ALABAMA

DURING THE YEAR

24

(000's)

LIFE INSURANCE

DIRECT PREMIUMS AND ANNUITY CONSIDERATIONS	Ordinary	Credit Life (Group and Individual)	Group	Industrial	Total
DIRECT PREMIUMS AND ANNUITY CONSID					
1. Life insurance	1,868,393	19,012	504,124	341	2,391,870
2. Annuity considerations	2,412,138	0	852,924	0	3,265,061
3. Deposit-type contract funds	61,354	XXX	184,771	XXX	246,125
4. Other considerations	1,433	0	422,625	0	424,058
5. Totals (Sum of Lines 1 to 4)	4,343,318	19,012	1,964,443	341	6,327,114
DIRECT DIVIDENDS TO POLICYHOLDERS					
Life insurance:					
6.1. Paid in cash or left on deposit	23,070	0	581	2	23,653
6.2. Applied to pay renewal premiums	23,275	0	386	0	23,662
6.3. Apld to pd-up adds/shortn endwrt/prem-pay period	118,552	0	1	132	118,686
6.4. Other life insurance	1,877	0	0	0	1,877
6.5. Totals (Sum of Lines 6.1 to 6.4)	166,775	0	969	134	167,878
Annuities:					
7.1. Paid in cash or left on deposit	13,681	0	9	0	13,690
7.2. Applied to provide paid-up annuities	683	0	0	0	683
7.3. Other	10,716	0	3,019	0	13,735
7.4. Totals (Sum of Lines 7.1 to 7.3)	25,080	0	3,028	0	28,108
8. Grand totals (Lines 6.5 + 7.4)	191,855	0	3,997	134	195,986
DIRECT CLAIMS AND BENEFITS PAID					
9. Death benefits	1,162,986	6,067	507,113	13,909	1,690,074
10. Matured endowments	4,262	0	54	879	5,194
11. Annuity benefits	581,616	0	339,869	8	921,492
12. Surrender values and withdrawals for life contracts	2,414,695	0	1,398,726	1,222	3,814,643
13. Aggr write-ins for misc direct claims & benefits paid	17,146	0	25,454	0	42,600
14. All other benefits, except accident and health	14,276	0	2,086	19	16,380
15. Totals	4,194,980	6,067	2,273,300	16,036	6,490,384

DIRECT DEATH BENEFITS AND MATURED ENDOWMENTS INCURRED	Ordinary		Credit Life (Group and Individual)		Group		Industrial		Total	
	Number	Amount	Number	Amount	Number	Amount	Number	Amount	Number	Amount
DIRECT CLAIMS AND BENEFITS PAID										
16. Unpaid Dec. 31, prior year	12	127,743	0	486	1	51,500	2	862	15	180,591
17. Incurred during current year	45	1,190,965	2	6,025	21	511,158	38	14,679	106	1,722,827
SETTLED DURING CURRENT YEAR										
18.1. By payment in full	44	1,158,490	2	5,817	20	513,479	38	14,806	104	1,692,592
18.2. By payment on compromised claims	0	1,921	0	0	0	648	0	0	0	2,569
18.3. Totals paid	44	1,160,411	2	5,817	21	514,127	38	14,806	104	1,695,161
18.4. Reduction by compromise	0	714	0	0	0	345	0	0	0	1,059
18.5. Amount rejected	0	2,595	0	0	0	1,838	0	0	0	4,434
18.6. Total settlements	44	1,163,720	2	5,817	21	516,310	38	14,806	104	1,700,653
19. Unpaid December 31, current year	13	154,987	0	693	2	46,348	2	736	16	202,764
POLICY EXHIBIT										
20. In force December 31, prior year	2,847	278,695,560	278	1,168,915	156	153,962,723	2,013	730,129	5,295	434,557,328
21. Issued during year	264	25,082,624	256	1,284,989	33	14,434,037	0	25	554	40,801,674
22. Other changes to in force (Net)	(257)	(18,238,532)	(263)	(1,276,389)	(22)	(10,148,891)	(43)	(17,489)	(585)	(29,681,301)
23. In force December 31 of current year	2,855	285,539,653	272	1,177,515	168	158,247,869	1,970	712,665	5,264	445,677,701

ACCIDENT AND HEALTH INSURANCE

	Direct Premiums	Direct Premiums Earned	Dividends Paid Or Credited On Direct Business	Direct Losses Paid	Direct Losses Incurred
24. Group policies	1,134,014	1,130,132	540	798,804	829,444
24.1. Federal Employees Health Benefits Program premium	6,525	6,528	0	5,492	5,578
24.2. Credit (Group and Individual)	21,724	20,483	0	4,982	5,218
24.3. Collectively renewable policies	108	121	0	70	(33)
24.4. Medicare Title XVIII exempt from state taxes or fees	210,737	210,580	0	183,489	185,853
Other Individual Policies:					
25.1. Non-cancellable	59,940	59,647	4,093	56,923	51,977
25.2. Guaranteed renewable	478,902	481,833	1,405	318,378	341,060
25.3. Non-renewable for stated reasons only	2,982	3,015	48	879	1,058
25.4. Other accident only	1,387	1,372	0	1,111	231
25.5. All other	8,999	9,182	0	5,048	5,147
25.6. Totals (sum of Lines 25.1 to 25.5)	552,209	555,048	5,545	382,339	399,473
26. Totals (Lines 24 + 24.1 + 24.2 + 24.3 + 24.4 + 25.6)	1,925,317	1,922,891	6,085	1,375,175	1,425,533

LIFE INSURANCE INDUSTRY AGGREGATES

ANNUAL STATEMENT FOR THE YEAR 2019 OF THE

DIRECT BUSINESS IN THE STATE OF

ALASKA

DURING THE YEAR

24

(000's)

LIFE INSURANCE

DIRECT PREMIUMS AND ANNUITY CONSIDERATIONS	Ordinary	Credit Life (Group and Individual)	Group	Industrial	Total
DIRECT PREMIUMS AND ANNUITY CONSID					
1. Life insurance	466,993	162	55,481	1	522,637
2. Annuity considerations	288,820	0	94,794	0	383,614
3. Deposit-type contract funds	4,856	XXX	20,353	XXX	25,209
4. Other considerations	4,414	0	241,927	0	246,341
5. Totals (Sum of Lines 1 to 4)	765,083	162	412,556	1	1,177,801
DIRECT DIVIDENDS TO POLICYHOLDERS					
Life insurance:					
6.1. Paid in cash or left on deposit	2,679	0	76	0	2,756
6.2. Applied to pay renewal premiums	2,278	0	71	0	2,349
6.3. Apld to pd-up adds/shortn endwt/prem-pay period	21,232	0	0	38	21,270
6.4. Other life insurance	101	0	0	0	101
6.5. Totals (Sum of Lines 6.1 to 6.4)	26,290	0	148	38	26,476
Annuities:					
7.1. Paid in cash or left on deposit	658	0	1	0	659
7.2. Applied to provide paid-up annuities	106	0	0	0	106
7.3. Other	414	0	574	0	988
7.4. Totals (Sum of Lines 7.1 to 7.3)	1,178	0	575	0	1,753
8. Grand totals (Lines 6.5 + 7.4)	27,468	0	723	38	28,229
DIRECT CLAIMS AND BENEFITS PAID					
9. Death benefits	225,541	56	62,283	151	288,031
10. Matured endowments	459	0	0	0	459
11. Annuity benefits	72,012	0	53,145	0	125,156
12. Surrender values and withdrawals for life contracts	448,275	0	355,288	24	803,587
13. Aggr write-ins for misc direct claims & benefits paid	1,103	0	1,485	0	2,587
14. All other benefits, except accident and health	861	0	120	2	982
15. Totals	748,250	56	472,320	177	1,220,803

DIRECT DEATH BENEFITS AND MATURED ENDOWMENTS INCURRED	Ordinary		Credit Life (Group and Individual)		Group		Industrial		Total	
	Number	Amount	Number	Amount	Number	Amount	Number	Amount	Number	Amount
DIRECT CLAIMS AND BENEFITS PAID										
16. Unpaid Dec. 31, prior year	0	23,815	0	7	0	7,008	0	19	0	30,849
17. Incurred during current year	1	216,712	0	64	2	61,153	0	142	3	278,071
SETTLED DURING CURRENT YEAR										
18.1. By payment in full	1	223,732	0	56	2	62,424	0	152	3	286,363
18.2. By payment on compromised claims	0	0	0	0	0	95	0	0	0	95
18.3. Totals paid	1	223,732	0	56	2	62,518	0	152	3	286,457
18.4. Reduction by compromise	0	1,000	0	0	0	46	0	0	0	1,046
18.5. Amount rejected	0	110	0	0	0	235	0	0	0	345
18.6. Total settlements	1	224,842	0	56	2	62,799	0	152	3	287,848
19. Unpaid December 31, current year	0	15,684	0	16	0	5,362	0	9	0	21,071
POLICY EXHIBIT										
20. In force December 31, prior year	169	42,311,128	4	25,437	15	26,231,988	1	3,500	189	68,572,053
21. Issued during year	11	3,427,878	1	5,107	1	1,848,527	0	0	13	5,281,513
22. Other changes to in force (Net)	(13)	(2,466,852)	(2)	(16,765)	(2)	(3,752,206)	0	(160)	(17)	(6,235,984)
23. In force December 31 of current year	167	43,272,155	2	13,778	15	24,328,308	1	3,340	185	67,617,582

ACCIDENT AND HEALTH INSURANCE

	Direct Premiums	Direct Premiums Earned	Dividends Paid Or Credited On Direct Business	Direct Losses Paid	Direct Losses Incurred
24. Group policies	239,341	240,160	350	199,799	189,605
24.1. Federal Employees Health Benefits Program premium	12,202	12,142	0	14,783	15,048
24.2. Credit (Group and Individual)	119	231	0	16	(20)
24.3. Collectively renewable policies	5	5	0	1	(15)
24.4. Medicare Title XVIII exempt from state taxes or fees	17,600	17,917	0	14,558	14,775
Other Individual Policies:					
25.1. Non-cancellable	6,389	6,232	320	2,469	(539)
25.2. Guaranteed renewable	33,306	33,708	79	15,753	15,815
25.3. Non-renewable for stated reasons only	506	505	7	42	59
25.4. Other accident only	142	141	0	4	2
25.5. All other	605	601	0	257	95
25.6. Totals (sum of Lines 25.1 to 25.5)	40,948	41,187	405	18,524	15,432
26. Totals (Lines 24 + 24.1 + 24.2 + 24.3 + 24.4 + 25.6)	310,215	311,643	755	247,681	234,826

LIFE INSURANCE INDUSTRY AGGREGATES

ANNUAL STATEMENT FOR THE YEAR 2019 OF THE

DIRECT BUSINESS IN THE STATE OF

ARIZONA

DURING THE YEAR

24

(000's)

LIFE INSURANCE

DIRECT PREMIUMS AND ANNUITY CONSIDERATIONS	Ordinary	Credit Life (Group and Individual)	Group	Industrial	Total
DIRECT PREMIUMS AND ANNUITY CONSID					
1. Life insurance	2,143,873	4,571	571,264	8	2,719,717
2. Annuity considerations	5,365,250	0	1,379,653	0	6,744,903
3. Deposit-type contract funds	140,962	XXX	233,343	XXX	374,305
4. Other considerations	6,550	0	1,163,799	0	1,170,349
5. Totals (Sum of Lines 1 to 4)	7,656,636	4,571	3,348,059	8	11,009,274
DIRECT DIVIDENDS TO POLICYHOLDERS					
Life insurance:					
6.1. Paid in cash or left on deposit	24,865	0	603	4	25,472
6.2. Applied to pay renewal premiums	35,221	0	355	0	35,576
6.3. Apld to pd-up adds/shortn endwt/prem-pay period	169,186	0	4	529	169,720
6.4. Other life insurance	3,411	0	0	0	3,411
6.5. Totals (Sum of Lines 6.1 to 6.4)	232,683	0	962	533	234,179
Annuities:					
7.1. Paid in cash or left on deposit	28,358	0	4	0	28,363
7.2. Applied to provide paid-up annuities	881	0	0	0	881
7.3. Other	13,056	0	9,206	0	22,262
7.4. Totals (Sum of Lines 7.1 to 7.3)	42,296	0	9,210	0	51,506
8. Grand totals (Lines 6.5 + 7.4)	274,979	0	10,172	533	285,685
DIRECT CLAIMS AND BENEFITS PAID					
9. Death benefits	1,284,569	1,521	466,108	2,549	1,754,747
10. Matured endowments	4,320	0	86	75	4,481
11. Annuity benefits	1,304,501	0	636,821	1	1,941,323
12. Surrender values and withdrawals for life contracts	5,176,537	0	1,966,080	432	7,143,050
13. Aggr write-ins for misc direct claims & benefits paid	18,107	0	34,153	0	52,260
14. All other benefits, except accident and health	21,383	0	971	38	22,392
15. Totals	7,809,416	1,521	3,104,219	3,095	10,918,252

DIRECT DEATH BENEFITS AND MATURED ENDOWMENTS INCURRED	Ordinary		Credit Life (Group and Individual)		Group		Industrial		Total	
	Number	Amount	Number	Amount	Number	Amount	Number	Amount	Number	Amount
DIRECT CLAIMS AND BENEFITS PAID										
16. Unpaid Dec. 31, prior year	3	166,421	0	348	1	47,588	0	228	4	214,585
17. Incurred during current year	26	1,320,636	0	1,550	21	476,105	3	2,627	50	1,800,918
SETTLED DURING CURRENT YEAR										
18.1. By payment in full	25	1,299,325	0	1,520	20	464,628	3	2,623	49	1,768,096
18.2. By payment on compromised claims	0	1,096	0	0	0	643	0	0	0	1,739
18.3. Totals paid	25	1,300,421	0	1,520	20	465,271	3	2,623	49	1,769,835
18.4. Reduction by compromise	0	2,415	0	0	0	176	0	0	0	2,591
18.5. Amount rejected	0	2,989	0	0	0	1,477	0	0	0	4,467
18.6. Total settlements	25	1,305,825	0	1,520	20	466,924	3	2,623	49	1,776,893
19. Unpaid December 31, current year	3	181,233	0	377	2	56,768	0	231	5	238,610
POLICY EXHIBIT										
20. In force December 31, prior year	1,752	344,280,867	50	814,855	316	209,917,339	30	45,544	2,148	555,058,605
21. Issued during year	131	30,835,040	19	229,372	19	24,252,758	0	0	170	55,317,169
22. Other changes to in force (Net)	(138)	(20,363,183)	(19)	(192,016)	(31)	(20,486,027)	(2)	(22,854)	(191)	(41,064,079)
23. In force December 31 of current year	1,745	354,752,725	50	852,210	303	213,684,070	28	22,691	2,127	569,311,695

ACCIDENT AND HEALTH INSURANCE

	Direct Premiums	Direct Premiums Earned	Dividends Paid Or Credited On Direct Business	Direct Losses Paid	Direct Losses Incurred
24. Group policies	3,012,437	3,057,955	742	2,231,333	2,262,881
24.1. Federal Employees Health Benefits Program premium	45,916	46,051	0	38,116	38,681
24.2. Credit (Group and Individual)	4,160	2,424	0	694	639
24.3. Collectively renewable policies	55	56	0	161	63
24.4. Medicare Title XVIII exempt from state taxes or fees	302,254	279,105	0	220,323	223,960
Other Individual Policies:					
25.1. Non-cancellable	77,686	76,915	3,440	103,151	98,731
25.2. Guaranteed renewable	585,959	584,443	993	412,941	449,536
25.3. Non-renewable for stated reasons only	16,342	16,356	99	8,436	8,890
25.4. Other accident only	1,354	1,350	0	141	186
25.5. All other	16,064	16,001	0	4,864	4,125
25.6. Totals (sum of Lines 25.1 to 25.5)	697,405	695,065	4,533	529,533	561,468
26. Totals (Lines 24 + 24.1 + 24.2 + 24.3 + 24.4 + 25.6)	4,062,226	4,080,655	5,275	3,020,159	3,087,692

LIFE INSURANCE INDUSTRY AGGREGATES

ANNUAL STATEMENT FOR THE YEAR 2019 OF THE

DIRECT BUSINESS IN THE STATE OF

ARKANSAS

DURING THE YEAR

24

(000's)

LIFE INSURANCE

DIRECT PREMIUMS AND ANNUITY CONSIDERATIONS	Ordinary	Credit Life (Group and Individual)	Group	Industrial	Total
DIRECT PREMIUMS AND ANNUITY CONSID					
1. Life insurance	878,619	4,446	241,630	180	1,124,875
2. Annuity considerations	1,344,261	0	667,948	0	2,012,210
3. Deposit-type contract funds	45,559	XXX	52,781	XXX	98,341
4. Other considerations	860	0	244,325	0	245,185
5. Totals (Sum of Lines 1 to 4)	2,269,300	4,446	1,206,685	180	3,480,610
DIRECT DIVIDENDS TO POLICYHOLDERS					
Life insurance:					
6.1. Paid in cash or left on deposit	10,193	0	248	1	10,442
6.2. Applied to pay renewal premiums	9,193	0	223	0	9,416
6.3. Apld to pd-up adds/shortn endwrt/prem-pay period	54,065	0	2	107	54,174
6.4. Other life insurance	801	0	0	0	801
6.5. Totals (Sum of Lines 6.1 to 6.4)	74,251	0	473	108	74,832
Annuities:					
7.1. Paid in cash or left on deposit	23,849	0	2	0	23,852
7.2. Applied to provide paid-up annuities	423	0	0	0	423
7.3. Other	13,469	0	1,707	0	15,176
7.4. Totals (Sum of Lines 7.1 to 7.3)	37,741	0	1,710	0	39,450
8. Grand totals (Lines 6.5 + 7.4)	111,992	0	2,182	108	114,282
DIRECT CLAIMS AND BENEFITS PAID					
9. Death benefits	620,118	1,543	281,429	1,429	904,519
10. Matured endowments	1,877	0	33	98	2,008
11. Annuity benefits	443,754	0	169,404	1,806	614,964
12. Surrender values and withdrawals for life contracts	1,493,123	0	542,235	278	2,035,636
13. Aggr write-ins for misc direct claims & benefits paid	10,857	0	2,097	3	12,956
14. All other benefits, except accident and health	7,168	0	532	8	7,707
15. Totals	2,576,895	1,543	995,730	3,624	3,577,792

DIRECT DEATH BENEFITS AND MATURED ENDOWMENTS INCURRED	Ordinary		Credit Life (Group and Individual)		Group		Industrial		Total	
	Number	Amount	Number	Amount	Number	Amount	Number	Amount	Number	Amount
DIRECT CLAIMS AND BENEFITS PAID										
16. Unpaid Dec. 31, prior year	3	99,019	0	116	1	27,489	0	193	4	126,817
17. Incurred during current year	27	590,663	0	1,638	12	290,877	2	1,483	41	884,662
SETTLED DURING CURRENT YEAR										
18.1. By payment in full	26	619,832	0	1,403	11	281,264	2	1,528	39	904,026
18.2. By payment on compromised claims	0	1	0	15	0	1,078	0	0	0	1,094
18.3. Totals paid	26	619,833	0	1,418	11	282,342	2	1,528	40	905,120
18.4. Reduction by compromise	0	49	0	0	0	622	0	0	0	671
18.5. Amount rejected	0	1,164	0	75	0	870	0	0	0	2,109
18.6. Total settlements	26	621,046	0	1,492	11	283,834	2	1,528	40	907,901
19. Unpaid December 31, current year	4	68,636	0	262	1	34,531	0	148	5	103,578
POLICY EXHIBIT										
20. In force December 31, prior year	1,466	133,353,297	7,078	281,579	109	75,258,526	50	37,708	8,702	208,931,110
21. Issued during year	126	12,706,393	30	131,208	23	7,721,643	0	0	178	20,559,245
22. Other changes to in force (Net)	(135)	(8,774,730)	(893)	(177,828)	(14)	(6,198,614)	1	14,441	(1,041)	(15,136,731)
23. In force December 31 of current year	1,457	137,284,960	6,215	234,959	118	76,781,555	51	52,150	7,840	214,353,624

ACCIDENT AND HEALTH INSURANCE

	Direct Premiums	Direct Premiums Earned	Dividends Paid Or Credited On Direct Business	Direct Losses Paid	Direct Losses Incurred
24. Group policies	681,594	684,691	386	502,344	514,917
24.1. Federal Employees Health Benefits Program premium	4,967	4,979	0	3,833	3,890
24.2. Credit (Group and Individual)	1,488	1,506	0	760	671
24.3. Collectively renewable policies	27	28	0	33	(51)
24.4. Medicare Title XVIII exempt from state taxes or fees	54,537	52,548	0	40,909	41,134
Other Individual Policies:					
25.1. Non-cancellable	29,054	28,937	1,597	24,565	21,586
25.2. Guaranteed renewable	284,466	284,201	552	202,540	209,094
25.3. Non-renewable for stated reasons only	1,387	1,402	34	533	546
25.4. Other accident only	858	758	0	742	725
25.5. All other	7,294	7,510	0	3,957	3,750
25.6. Totals (sum of Lines 25.1 to 25.5)	323,059	322,808	2,183	232,337	235,700
26. Totals (Lines 24 + 24.1 + 24.2 + 24.3 + 24.4 + 25.6)	1,065,672	1,066,559	2,569	780,216	796,261

LIFE INSURANCE INDUSTRY AGGREGATES

ANNUAL STATEMENT FOR THE YEAR 2019 OF THE

DIRECT BUSINESS IN THE STATE OF

CALIFORNIA

DURING THE YEAR

24

(000's)

LIFE INSURANCE

DIRECT PREMIUMS AND ANNUITY CONSIDERATIONS	Ordinary		Credit Life (Group and Individual)		Group		Industrial		Total	
DIRECT PREMIUMS AND ANNUITY CONSID										
1. Life insurance	15,796,662		9,448		3,223,883		150		19,030,144	
2. Annuity considerations	21,551,806		0		6,659,700		0		28,211,506	
3. Deposit-type contract funds	338,016		XXX		2,574,481		XXX		2,912,496	
4. Other considerations	28,503		0		10,169,691		0		10,198,194	
5. Totals (Sum of Lines 1 to 4)	37,714,987		9,448		22,627,755		150		60,352,341	
DIRECT DIVIDENDS TO POLICYHOLDERS										
Life insurance:										
6.1. Paid in cash or left on deposit	118,027		0		3,416		17		121,460	
6.2. Applied to pay renewal premiums	167,264		0		1,871		0		169,135	
6.3. Apld to pd-up adds/shortn endwmt/prem-pay period	1,030,126		0		38,237		2,985		1,071,348	
6.4. Other life insurance	12,567		0		0		0		12,567	
6.5. Totals (Sum of Lines 6.1 to 6.4)	1,327,985		0		43,524		3,002		1,374,510	
Annuities:										
7.1. Paid in cash or left on deposit	103,987		0		269		0		104,256	
7.2. Applied to provide paid-up annuities	4,759		0		0		0		4,759	
7.3. Other	72,662		0		32,037		0		104,699	
7.4. Totals (Sum of Lines 7.1 to 7.3)	181,408		0		32,306		0		213,714	
8. Grand totals (Lines 6.5 + 7.4)	1,509,393		0		75,830		3,002		1,588,225	
DIRECT CLAIMS AND BENEFITS PAID										
9. Death benefits	7,901,236		3,628		2,414,420		17,294		10,336,578	
10. Matured endowments	25,877		0		1,040		882		27,799	
11. Annuity benefits	4,875,310		0		4,094,473		0		8,969,784	
12. Surrender values and withdrawals for life contracts	20,508,100		0		14,443,554		5,319		34,956,972	
13. Aggr write-ins for misc direct claims & benefits paid	36,816		0		279,215		0		316,031	
14. All other benefits, except accident and health	93,281		0		8,484		280		102,046	
15. Totals	33,440,621		3,628		21,241,186		23,775		54,709,210	
DIRECT DEATH BENEFITS AND MATURED ENDOWMENTS INCURRED	Ordinary		Credit Life (Group and Individual)		Group		Industrial		Total	
	Number	Amount	Number	Amount	Number	Amount	Number	Amount	Number	Amount
DIRECT CLAIMS AND BENEFITS PAID										
16. Unpaid Dec. 31, prior year	20	1,225,749	0	158	6	296,520	2	1,773	28	1,524,200
17. Incurred during current year	108	7,977,863	1	3,738	100	2,438,306	9	18,013	217	10,437,920
SETTLED DURING CURRENT YEAR										
18.1. By payment in full	107	7,893,385	1	3,616	97	2,429,099	9	18,176	214	10,344,276
18.2. By payment on compromised claims	0	4,204	0	0	0	5,017	0	0	0	9,221
18.3. Totals paid	107	7,897,589	1	3,616	97	2,434,116	9	18,176	214	10,353,497
18.4. Reduction by compromise	1	15,866	0	0	0	2,417	0	0	1	18,284
18.5. Amount rejected	0	21,747	0	0	0	5,004	0	0	0	26,750
18.6. Total settlements	108	7,935,203	1	3,616	97	2,441,536	9	18,176	215	10,398,531
19. Unpaid December 31, current year	20	1,268,409	0	280	8	293,289	1	1,610	29	1,563,589
POLICY EXHIBIT										
20. In force December 31, prior year	9,885	2,588,976,595	202	1,175,793	709	1,302,165,681	215	339,612	11,011	3,892,657,681
21. Issued during year	854	245,355,794	127	845,993	67	147,171,215	0	0	1,048	393,373,002
22. Other changes to in force (Net)	(829)	(165,140,517)	(130)	(767,799)	(74)	113,458,145	(34)	(145,114)	(1,067)	(52,595,285)
23. In force December 31 of current year	9,910	2,669,191,871	199	1,253,987	702	1,562,795,041	181	194,499	10,992	4,233,435,398

ACCIDENT AND HEALTH INSURANCE

	Direct Premiums	Direct Premiums Earned	Dividends Paid Or Credited On Direct Business	Direct Losses Paid	Direct Losses Incurred
24. Group policies	11,784,470	11,818,134	4,556	9,198,662	9,316,835
24.1. Federal Employees Health Benefits Program premium	40,291	40,096	0	51,458	52,379
24.2. Credit (Group and Individual)	7,109	7,270	0	3,778	3,465
24.3. Collectively renewable policies	79	81	0	431	(11)
24.4. Medicare Title XVIII exempt from state taxes or fees	756,752	772,215	0	622,981	630,541
Other Individual Policies:					
25.1. Non-cancellable	467,068	466,046	23,287	545,619	479,523
25.2. Guaranteed renewable	2,007,275	2,040,685	5,694	1,461,831	1,671,665
25.3. Non-renewable for stated reasons only	26,130	26,395	487	7,109	7,262
25.4. Other accident only	2,335	2,319	0	1,840	1,298
25.5. All other	577,477	577,150	2	478,002	427,228
25.6. Totals (sum of Lines 25.1 to 25.5)	3,080,285	3,112,594	29,469	2,494,400	2,586,975
26. Totals (Lines 24 + 24.1 + 24.2 + 24.3 + 24.4 + 25.6)	15,668,986	15,750,391	34,026	12,371,710	12,590,184

LIFE INSURANCE INDUSTRY AGGREGATES

ANNUAL STATEMENT FOR THE YEAR 2019 OF THE

DIRECT BUSINESS IN THE STATE OF

COLORADO

DURING THE YEAR

24

(000's)

LIFE INSURANCE

DIRECT PREMIUMS AND ANNUITY CONSIDERATIONS	Ordinary		Credit Life (Group and Individual)		Group		Industrial		Total	
DIRECT PREMIUMS AND ANNUITY CONSID										
1. Life insurance	2,415,011		3,855		546,059		9			2,964,934
2. Annuity considerations	4,478,116		0		1,237,194		0			5,715,310
3. Deposit-type contract funds	809,374		XXX		393,020		XXX			1,202,394
4. Other considerations	4,195		0		926,381		0			930,575
5. Totals (Sum of Lines 1 to 4)	7,706,696		3,855		3,102,654		9			10,813,214
DIRECT DIVIDENDS TO POLICYHOLDERS										
Life insurance:										
6.1. Paid in cash or left on deposit	23,404		0		657		2			24,064
6.2. Applied to pay renewal premiums	40,565		0		742		0			41,307
6.3. Apld to pd-up adds/shortn endwt/prem-pay period	201,530		0		1		1,067			202,598
6.4. Other life insurance	5,213		0		0		0			5,213
6.5. Totals (Sum of Lines 6.1 to 6.4)	270,712		0		1,400		1,070			273,182
Annuities:										
7.1. Paid in cash or left on deposit	28,383		0		4		0			28,387
7.2. Applied to provide paid-up annuities	3,413		0		20		0			3,433
7.3. Other	20,073		0		10,604		0			30,677
7.4. Totals (Sum of Lines 7.1 to 7.3)	51,869		0		10,628		0			62,497
8. Grand totals (Lines 6.5 + 7.4)	322,581		0		12,028		1,070			335,679
DIRECT CLAIMS AND BENEFITS PAID										
9. Death benefits	1,264,043		1,283		459,911		2,494			1,727,731
10. Matured endowments	4,725		0		129		70			4,923
11. Annuity benefits	1,011,467		0		533,368		0			1,544,836
12. Surrender values and withdrawals for life contracts	3,856,153		0		2,136,671		390			5,993,214
13. Aggr write-ins for misc direct claims & benefits paid	15,214		0		21,228		0			36,442
14. All other benefits, except accident and health	14,289		0		772		64			15,125
15. Totals	6,165,891		1,283		3,152,079		3,017			9,322,270
DIRECT DEATH BENEFITS AND MATURED ENDOWMENTS INCURRED	Ordinary		Credit Life (Group and Individual)		Group		Industrial		Total	
	Number	Amount	Number	Amount	Number	Amount	Number	Amount	Number	Amount
DIRECT CLAIMS AND BENEFITS PAID										
16. Unpaid Dec. 31, prior year	3	145,527	0	69	1	48,097	0	248	4	193,941
17. Incurred during current year	21	1,285,018	0	1,385	17	462,367	1	2,485	39	1,751,255
SETTLED DURING CURRENT YEAR										
18.1. By payment in full	20	1,266,011	0	1,283	16	458,598	1	2,567	38	1,728,458
18.2. By payment on compromised claims	0	12	0	0	0	1,050	0	0	0	1,062
18.3. Totals paid	20	1,266,023	0	1,283	16	459,648	1	2,567	38	1,729,520
18.4. Reduction by compromise	0	1,106	0	0	0	383	0	0	0	1,490
18.5. Amount rejected	0	2,804	0	0	0	166	0	0	0	2,971
18.6. Total settlements	20	1,269,933	0	1,283	16	460,197	1	2,567	38	1,733,980
19. Unpaid December 31, current year	3	160,612	0	171	1	50,266	0	167	5	211,215
POLICY EXHIBIT										
20. In force December 31, prior year	1,853	413,181,346	50	319,516	88	233,276,368	27	73,563	2,018	646,850,792
21. Issued during year	133	38,491,761	22	187,198	13	33,214,053	0	0	167	71,893,012
22. Other changes to in force (Net)	(143)	(24,430,113)	(20)	(190,463)	(10)	(31,985,189)	(10)	(47,801)	(184)	(56,653,567)
23. In force December 31 of current year	1,843	427,242,993	51	316,250	90	234,505,232	17	25,762	2,002	662,090,237

ACCIDENT AND HEALTH INSURANCE

	Direct Premiums	Direct Premiums Earned	Dividends Paid Or Credited On Direct Business	Direct Losses Paid	Direct Losses Incurred
24. Group policies	3,095,120	3,126,634	755	2,397,309	2,427,267
24.1. Federal Employees Health Benefits Program premium	38,225	38,244	0	33,799	34,337
24.2. Credit (Group and Individual)	4,012	3,099	0	1,187	1,177
24.3. Collectively renewable policies	90	136	0	169	112
24.4. Medicare Title XVIII exempt from state taxes or fees	359,637	333,786	0	266,855	267,823
Other Individual Policies:					
25.1. Non-cancellable	92,708	91,025	7,345	87,746	84,405
25.2. Guaranteed renewable	755,924	723,130	3,599	503,980	512,160
25.3. Non-renewable for stated reasons only	18,086	18,264	188	7,005	7,009
25.4. Other accident only	1,096	1,091	0	660	575
25.5. All other	13,725	13,554	1	7,486	8,841
25.6. Totals (sum of Lines 25.1 to 25.5)	881,539	847,064	11,134	606,877	612,990
26. Totals (Lines 24 + 24.1 + 24.2 + 24.3 + 24.4 + 25.6)	4,378,624	4,348,963	11,889	3,306,196	3,343,706

LIFE INSURANCE INDUSTRY AGGREGATES

ANNUAL STATEMENT FOR THE YEAR 2019 OF THE

DIRECT BUSINESS IN THE STATE OF

CONNECTICUT

DURING THE YEAR

24

(000's)

LIFE INSURANCE

DIRECT PREMIUMS AND ANNUITY CONSIDERATIONS	Ordinary	Credit Life (Group and Individual)	Group	Industrial	Total
DIRECT PREMIUMS AND ANNUITY CONSID					
1. Life insurance	2,113,809	1,842	528,496	0	2,644,148
2. Annuity considerations	3,830,800	0	2,648,506	0	6,479,305
3. Deposit-type contract funds	274,602	XXX	9,179,859	XXX	9,454,461
4. Other considerations	9,542	0	1,794,019	0	1,803,561
5. Totals (Sum of Lines 1 to 4)	6,228,752	1,842	14,150,880	0	20,381,475
DIRECT DIVIDENDS TO POLICYHOLDERS					
Life insurance:					
6.1. Paid in cash or left on deposit	23,935	0	497	2	24,434
6.2. Applied to pay renewal premiums	61,496	0	411	0	61,907
6.3. Apld to pd-up adds/shortn endwt/prem-pay period	247,014	0	1	365	247,380
6.4. Other life insurance	5,410	0	0	0	5,410
6.5. Totals (Sum of Lines 6.1 to 6.4)	337,856	0	909	367	339,131
Annuities:					
7.1. Paid in cash or left on deposit	29,187	0	76	0	29,263
7.2. Applied to provide paid-up annuities	2,245	0	0	0	2,245
7.3. Other	27,500	0	18,845	0	46,344
7.4. Totals (Sum of Lines 7.1 to 7.3)	58,931	0	18,921	0	77,852
8. Grand totals (Lines 6.5 + 7.4)	396,787	0	19,829	367	416,983
DIRECT CLAIMS AND BENEFITS PAID					
9. Death benefits	1,186,764	962	507,723	2,445	1,697,894
10. Matured endowments	7,785	0	72	108	7,965
11. Annuity benefits	1,188,900	0	1,472,970	0	2,661,869
12. Surrender values and withdrawals for life contracts	3,627,490	0	12,116,170	332	15,743,993
13. Aggr write-ins for misc direct claims & benefits paid	313,858	0	52,052	0	365,909
14. All other benefits, except accident and health	10,629	0	1,487	21	12,137
15. Totals	6,335,425	962	14,150,473	2,907	20,489,767

DIRECT DEATH BENEFITS AND MATURED ENDOWMENTS INCURRED	Ordinary		Credit Life (Group and Individual)		Group		Industrial		Total	
	Number	Amount	Number	Amount	Number	Amount	Number	Amount	Number	Amount
DIRECT CLAIMS AND BENEFITS PAID										
16. Unpaid Dec. 31, prior year	5	174,959	0	94	1	88,675	0	318	6	264,047
17. Incurred during current year	19	1,224,689	0	914	16	512,279	1	2,401	35	1,740,283
SETTLED DURING CURRENT YEAR										
18.1. By payment in full	20	1,182,290	0	962	15	507,031	1	2,554	37	1,692,837
18.2. By payment on compromised claims	0	21	0	0	0	680	0	0	0	701
18.3. Totals paid	20	1,182,311	0	962	15	507,711	1	2,554	37	1,693,537
18.4. Reduction by compromise	0	34	0	0	0	286	0	0	0	320
18.5. Amount rejected	0	7,846	0	0	0	278	0	0	0	8,124
18.6. Total settlements	20	1,190,192	0	962	15	508,274	1	2,554	37	1,701,981
19. Unpaid December 31, current year	3	209,457	0	46	1	92,680	0	165	4	302,348
POLICY EXHIBIT										
20. In force December 31, prior year	1,401	370,928,389	61	518,103	59	205,098,218	11	38,218	1,531	576,582,928
21. Issued during year	80	25,193,869	13	79,105	9	18,262,422	0	0	102	43,535,396
22. Other changes to in force (Net)	(84)	(23,283,597)	(18)	(150,007)	(8)	(17,807,401)	19	108,981	(91)	(41,132,024)
23. In force December 31 of current year	1,398	372,838,662	56	447,200	59	205,553,239	30	147,200	1,542	578,986,300

ACCIDENT AND HEALTH INSURANCE

	Direct Premiums	Direct Premiums Earned	Dividends Paid Or Credited On Direct Business	Direct Losses Paid	Direct Losses Incurred
24. Group policies	2,140,645	2,155,361	991	1,762,361	1,764,233
24.1. Federal Employees Health Benefits Program premium	6,244	6,214	0	4,389	4,468
24.2. Credit (Group and Individual)	3,478	3,605	0	1,672	1,629
24.3. Collectively renewable policies	180	204	0	139	78
24.4. Medicare Title XVIII exempt from state taxes or fees	550,128	553,006	0	447,087	456,262
Other Individual Policies:					
25.1. Non-cancellable	104,429	103,975	10,616	69,002	46,799
25.2. Guaranteed renewable	335,365	344,329	2,535	265,108	304,900
25.3. Non-renewable for stated reasons only	5,232	5,273	229	1,283	2,356
25.4. Other accident only	856	730	0	97	96
25.5. All other	3,827	3,808	0	1,729	1,442
25.6. Totals (sum of Lines 25.1 to 25.5)	449,709	458,114	13,380	337,219	355,593
26. Totals (Lines 24 + 24.1 + 24.2 + 24.3 + 24.4 + 25.6)	3,150,385	3,176,502	14,371	2,552,868	2,582,263

LIFE INSURANCE INDUSTRY AGGREGATES

ANNUAL STATEMENT FOR THE YEAR 2019 OF THE

DIRECT BUSINESS IN THE STATE OF

DELAWARE

DURING THE YEAR

24

(000's)

LIFE INSURANCE

DIRECT PREMIUMS AND ANNUITY CONSIDERATIONS	Ordinary		Credit Life (Group and Individual)		Group		Industrial		Total	
DIRECT PREMIUMS AND ANNUITY CONSID										
1. Life insurance	1,129,812		868		336,805		29		1,467,513	
2. Annuity considerations	1,604,584		0		1,148,701		0		2,753,284	
3. Deposit-type contract funds	4,694,190		XXX		50,916,350		XXX		55,610,540	
4. Other considerations	2,480		0		665,316		0		667,796	
5. Totals (Sum of Lines 1 to 4)	7,431,066		868		53,067,171		29		60,499,134	
DIRECT DIVIDENDS TO POLICYHOLDERS										
Life insurance:										
6.1. Paid in cash or left on deposit	6,587		0		160		1		6,748	
6.2. Applied to pay renewal premiums	7,231		0		118		0		7,348	
6.3. Apld to pd-up adds/shortn endwt/prem-pay period	40,609		0		0		180		40,789	
6.4. Other life insurance	776		0		0		0		776	
6.5. Totals (Sum of Lines 6.1 to 6.4)	55,203		0		278		181		55,661	
Annuities:										
7.1. Paid in cash or left on deposit	6,637		0		138		0		6,775	
7.2. Applied to provide paid-up annuities	92		0		0		0		92	
7.3. Other	6,086		0		361		0		6,447	
7.4. Totals (Sum of Lines 7.1 to 7.3)	12,815		0		498		0		13,314	
8. Grand totals (Lines 6.5 + 7.4)	68,018		0		776		181		68,975	
DIRECT CLAIMS AND BENEFITS PAID										
9. Death benefits	524,854		326		249,911		1,252		776,343	
10. Matured endowments	1,856		0		35		647		2,538	
11. Annuity benefits	709,149		0		317,659		0		1,026,808	
12. Surrender values and withdrawals for life contracts	858,307		0		5,306,106		178		6,164,591	
13. Aggr write-ins for misc direct claims & benefits paid	1,406		0		3,796,132		0		3,797,538	
14. All other benefits, except accident and health	17,825		0		46,156		16		63,997	
15. Totals	2,113,397		326		9,715,999		2,094		11,831,815	
DIRECT DEATH BENEFITS AND MATURED ENDOWMENTS INCURRED	Ordinary		Credit Life (Group and Individual)		Group		Industrial		Total	
	Number	Amount	Number	Amount	Number	Amount	Number	Amount	Number	Amount
DIRECT CLAIMS AND BENEFITS PAID										
16. Unpaid Dec. 31, prior year	1	82,926	0	46	0	29,117	0	77	1	112,166
17. Incurred during current year	33	544,308	0	352	5	258,901	6	1,897	44	805,458
SETTLED DURING CURRENT YEAR										
18.1. By payment in full	33	543,196	0	325	5	262,190	6	1,900	44	807,611
18.2. By payment on compromised claims	0	40	0	0	0	28	0	0	0	68
18.3. Totals paid	33	543,236	0	325	5	262,218	6	1,900	44	807,679
18.4. Reduction by compromise	0	250	0	0	0	6	0	0	0	256
18.5. Amount rejected	0	965	0	0	0	287	0	0	0	1,252
18.6. Total settlements	33	544,450	0	325	5	262,512	6	1,900	44	809,187
19. Unpaid December 31, current year	1	82,783	0	73	0	25,507	0	74	1	108,436
POLICY EXHIBIT										
20. In force December 31, prior year	438	96,478,331	11	72,268	44	135,569,096	27	29,708	519	232,149,403
21. Issued during year	33	8,326,218	5	43,564	4	10,469,856	0	0	42	18,839,638
22. Other changes to in force (Net)	(29)	(2,591,298)	(6)	(50,697)	(3)	(13,068,378)	(4)	(10,002)	(43)	(15,720,375)
23. In force December 31 of current year	441	102,213,251	10	65,135	45	132,970,573	23	19,706	518	235,268,665

ACCIDENT AND HEALTH INSURANCE

	Direct Premiums	Direct Premiums Earned	Dividends Paid Or Credited On Direct Business	Direct Losses Paid	Direct Losses Incurred
24. Group policies	524,677	531,558	275	396,850	402,626
24.1. Federal Employees Health Benefits Program premium	3,908	3,889	0	2,371	2,414
24.2. Credit (Group and Individual)	1,135	885	0	374	380
24.3. Collectively renewable policies	12	12	0	3	3
24.4. Medicare Title XVIII exempt from state taxes or fees	173,587	174,974	0	151,309	153,808
Other Individual Policies:					
25.1. Non-cancellable	12,992	12,909	472	7,046	7,155
25.2. Guaranteed renewable	79,778	79,942	102	48,784	48,545
25.3. Non-renewable for stated reasons only	774	790	4	48	45
25.4. Other accident only	488	452	0	33	(221)
25.5. All other	1,448	1,474	0	550	872
25.6. Totals (sum of Lines 25.1 to 25.5)	95,481	95,567	578	56,461	56,396
26. Totals (Lines 24 + 24.1 + 24.2 + 24.3 + 24.4 + 25.6)	798,799	806,886	853	607,367	615,627

LIFE INSURANCE INDUSTRY AGGREGATES

ANNUAL STATEMENT FOR THE YEAR 2019 OF THE

DIRECT BUSINESS IN THE STATE OF

DISTRICT OF COLUMBIA

DURING THE YEAR

24

(000's)

LIFE INSURANCE

DIRECT PREMIUMS AND ANNUITY CONSIDERATIONS	Ordinary	Credit Life (Group and Individual)	Group	Industrial	Total
DIRECT PREMIUMS AND ANNUITY CONSID					
1. Life insurance	289,505	447	125,717	55	415,724
2. Annuity considerations	313,252	(3)	433,094	0	746,342
3. Deposit-type contract funds	10,605	XXX	1,029,812	XXX	1,040,418
4. Other considerations	1,728	0	666,730	0	668,458
5. Totals (Sum of Lines 1 to 4)	615,090	444	2,255,353	55	2,870,942
DIRECT DIVIDENDS TO POLICYHOLDERS					
Life insurance:					
6.1. Paid in cash or left on deposit	2,397	0	166	0	2,563
6.2. Applied to pay renewal premiums	5,397	0	140	0	5,537
6.3. Apld to pd-up adds/shortn endwt/prem-pay period	24,816	0	2	71	24,889
6.4. Other life insurance	225	0	0	0	225
6.5. Totals (Sum of Lines 6.1 to 6.4)	32,835	0	307	71	33,214
Annuities:					
7.1. Paid in cash or left on deposit	10,523	0	147	0	10,669
7.2. Applied to provide paid-up annuities	130	0	0	0	130
7.3. Other	8,552	0	3,010	0	11,562
7.4. Totals (Sum of Lines 7.1 to 7.3)	19,204	0	3,157	0	22,361
8. Grand totals (Lines 6.5 + 7.4)	52,039	0	3,464	71	55,575
DIRECT CLAIMS AND BENEFITS PAID					
9. Death benefits	154,926	161	164,222	620	319,929
10. Matured endowments	1,070	0	21	144	1,236
11. Annuity benefits	134,878	0	158,417	0	293,294
12. Surrender values and withdrawals for life contracts	312,630	0	1,143,218	56	1,455,904
13. Aggr write-ins for misc direct claims & benefits paid	753	0	32,524	0	33,277
14. All other benefits, except accident and health	838	0	195,865	0	196,703
15. Totals	605,094	161	1,694,267	821	2,300,343

DIRECT DEATH BENEFITS AND MATURED ENDOWMENTS INCURRED	Ordinary		Credit Life (Group and Individual)		Group		Industrial		Total	
	Number	Amount	Number	Amount	Number	Amount	Number	Amount	Number	Amount
DIRECT CLAIMS AND BENEFITS PAID										
16. Unpaid Dec. 31, prior year	1	27,591	0	10	0	13,870	0	59	2	41,530
17. Incurred during current year	27	153,838	0	160	4	164,338	6	767	38	319,102
SETTLED DURING CURRENT YEAR										
18.1. By payment in full	28	151,889	0	161	4	165,627	6	765	38	318,442
18.2. By payment on compromised claims	0	0	0	0	0	36	0	0	0	36
18.3. Totals paid	28	151,889	0	161	4	165,663	6	765	38	318,478
18.4. Reduction by compromise	0	5	0	0	0	13	0	0	0	18
18.5. Amount rejected	0	350	0	0	0	188	0	0	0	537
18.6. Total settlements	28	152,244	0	161	4	165,864	6	765	38	319,033
19. Unpaid December 31, current year	1	29,185	0	9	0	12,344	0	61	1	41,599
POLICY EXHIBIT										
20. In force December 31, prior year	222	52,103,852	11	67,300	25	130,263,228	29	26,181	287	182,460,560
21. Issued during year	23	5,663,434	3	18,386	3	8,428,930	0	0	29	14,110,750
22. Other changes to in force (Net)	(18)	(3,526,184)	(6)	(39,685)	(4)	(22,907,426)	5	40,401	(22)	(26,432,894)
23. In force December 31 of current year	227	54,241,102	8	46,001	24	115,784,732	34	66,582	294	170,138,417

ACCIDENT AND HEALTH INSURANCE

	Direct Premiums	Direct Premiums Earned	Dividends Paid Or Credited On Direct Business	Direct Losses Paid	Direct Losses Incurred
24. Group policies	733,145	757,694	520	748,899	751,932
24.1. Federal Employees Health Benefits Program premium	18,735	18,755	0	15,348	15,586
24.2. Credit (Group and Individual)	1,054	1,040	0	308	309
24.3. Collectively renewable policies	14	27	0	0	(1)
24.4. Medicare Title XVIII exempt from state taxes or fees	293,723	274,726	0	233,075	234,840
Other Individual Policies:					
25.1. Non-cancellable	19,011	18,851	961	7,512	12,960
25.2. Guaranteed renewable	43,722	45,617	273	29,408	31,617
25.3. Non-renewable for stated reasons only	487	505	21	30	21
25.4. Other accident only	71	66	0	1	3
25.5. All other	596	670	0	1,117	995
25.6. Totals (sum of Lines 25.1 to 25.5)	63,887	65,711	1,255	38,069	45,596
26. Totals (Lines 24 + 24.1 + 24.2 + 24.3 + 24.4 + 25.6)	1,110,558	1,117,952	1,775	1,035,698	1,048,262

LIFE INSURANCE INDUSTRY AGGREGATES

ANNUAL STATEMENT FOR THE YEAR 2019 OF THE

DIRECT BUSINESS IN THE STATE OF

FLORIDA

DURING THE YEAR

24

(000's)

LIFE INSURANCE

DIRECT PREMIUMS AND ANNUITY CONSIDERATIONS	Ordinary		Credit Life (Group and Individual)		Group		Industrial		Total	
DIRECT PREMIUMS AND ANNUITY CONSID										
1. Life insurance	9,099,372		31,967		1,730,326		373		10,862,038	
2. Annuity considerations	17,701,452		0		4,930,159		0		22,631,611	
3. Deposit-type contract funds	301,274		XXX		1,191,045		XXX		1,492,319	
4. Other considerations	25,152		0		2,625,909		0		2,651,060	
5. Totals (Sum of Lines 1 to 4)	27,127,250		31,967		10,477,439		373		37,637,029	
DIRECT DIVIDENDS TO POLICYHOLDERS										
Life insurance:										
6.1. Paid in cash or left on deposit	99,619		0		2,132		30		101,781	
6.2. Applied to pay renewal premiums	159,353		0		1,482		0		160,835	
6.3. Apld to pd-up adds/shortn endwrt/prem-pay period	726,332		0		178		1,720		728,230	
6.4. Other life insurance	13,940		0		0		0		13,940	
6.5. Totals (Sum of Lines 6.1 to 6.4)	999,245		0		3,791		1,750		1,004,787	
Annuities:										
7.1. Paid in cash or left on deposit	91,150		0		190		0		91,340	
7.2. Applied to provide paid-up annuities	4,114		0		0		0		4,114	
7.3. Other	43,554		0		7,841		0		51,394	
7.4. Totals (Sum of Lines 7.1 to 7.3)	138,818		0		8,031		0		146,849	
8. Grand totals (Lines 6.5 + 7.4)	1,138,063		0		11,822		1,750		1,151,635	
DIRECT CLAIMS AND BENEFITS PAID										
9. Death benefits	5,567,105		16,780		1,726,683		14,238		7,324,806	
10. Matured endowments	20,318		0		106		790		21,215	
11. Annuity benefits	4,585,426		0		1,735,911		22		6,321,359	
12. Surrender values and withdrawals for life contracts	18,732,436		0		8,331,452		2,949		27,066,837	
13. Aggr write-ins for misc direct claims & benefits paid	64,055		0		49,534		0		113,589	
14. All other benefits, except accident and health	74,350		0		4,254		174		78,778	
15. Totals	29,043,690		16,780		11,847,940		18,173		40,926,583	
DIRECT DEATH BENEFITS AND MATURED ENDOWMENTS INCURRED	Ordinary		Credit Life (Group and Individual)		Group		Industrial		Total	
	Number	Amount	Number	Amount	Number	Amount	Number	Amount	Number	Amount
DIRECT CLAIMS AND BENEFITS PAID										
16. Unpaid Dec. 31, prior year	13	738,396	0	944	4	167,652	2	1,800	19	908,791
17. Incurred during current year	361	5,704,520	3	16,357	93	1,749,806	9	15,074	465	7,485,757
SETTLED DURING CURRENT YEAR										
18.1. By payment in full	358	5,602,441	3	16,496	92	1,722,504	9	15,029	462	7,356,470
18.2. By payment on compromised claims	0	1,076	0	0	0	2,653	0	0	0	3,729
18.3. Totals paid	358	5,603,517	3	16,496	92	1,725,157	9	15,029	462	7,360,199
18.4. Reduction by compromise	0	1,186	0	0	0	3,425	0	0	0	4,611
18.5. Amount rejected	0	16,957	0	0	0	3,237	0	0	0	20,194
18.6. Total settlements	359	5,621,661	3	16,496	92	1,731,819	9	15,029	462	7,385,005
19. Unpaid December 31, current year	15	821,255	0	804	5	185,639	2	1,845	22	1,009,543
POLICY EXHIBIT										
20. In force December 31, prior year	6,836	1,205,489,395	480	3,112,641	306	648,522,040	381	350,750	8,003	1,857,474,826
21. Issued during year	672	116,729,372	230	3,353,003	37	85,378,707	0	4	939	205,461,086
22. Other changes to in force (Net)	(627)	(75,348,882)	(244)	(3,521,524)	(44)	(79,084,744)	(24)	(65,212)	(939)	(158,020,362)
23. In force December 31 of current year	6,882	1,246,869,886	465	2,944,120	299	654,816,002	357	285,542	8,002	1,904,915,550

ACCIDENT AND HEALTH INSURANCE

	Direct Premiums	Direct Premiums Earned	Dividends Paid Or Credited On Direct Business	Direct Losses Paid	Direct Losses Incurred
24. Group policies	8,846,282	8,920,960	2,354	6,930,941	7,041,990
24.1. Federal Employees Health Benefits Program premium	57,087	57,125	0	54,244	55,110
24.2. Credit (Group and Individual)	40,196	36,654	0	11,025	10,546
24.3. Collectively renewable policies	270	310	0	1,013	581
24.4. Medicare Title XVIII exempt from state taxes or fees	5,182,512	5,141,603	0	4,233,434	4,290,821
Other Individual Policies:					
25.1. Non-cancellable	360,367	355,466	15,562	509,390	488,192
25.2. Guaranteed renewable	1,973,667	2,000,322	5,404	1,561,431	1,715,156
25.3. Non-renewable for stated reasons only	28,598	28,717	296	12,294	10,343
25.4. Other accident only	8,861	8,510	0	1,678	1,889
25.5. All other	43,962	43,551	0	26,647	24,238
25.6. Totals (sum of Lines 25.1 to 25.5)	2,415,454	2,436,565	21,262	2,111,440	2,239,818
26. Totals (Lines 24 + 24.1 + 24.2 + 24.3 + 24.4 + 25.6)	16,541,802	16,593,217	23,616	13,342,097	13,638,866

LIFE INSURANCE INDUSTRY AGGREGATES

ANNUAL STATEMENT FOR THE YEAR 2019 OF THE

DIRECT BUSINESS IN THE STATE OF

GEORGIA

DURING THE YEAR

24

(000's)

LIFE INSURANCE

DIRECT PREMIUMS AND ANNUITY CONSIDERATIONS	Ordinary	Credit Life (Group and Individual)	Group	Industrial	Total
DIRECT PREMIUMS AND ANNUITY CONSID					
1. Life insurance	4,059,771	28,811	1,140,729	336	5,229,648
2. Annuity considerations	4,556,558	0	1,877,300	0	6,433,859
3. Deposit-type contract funds	756,322	XXX	718,873	XXX	1,475,196
4. Other considerations	9,612	0	2,535,079	0	2,544,691
5. Totals (Sum of Lines 1 to 4)	9,382,265	28,811	6,271,982	336	15,683,394
DIRECT DIVIDENDS TO POLICYHOLDERS					
Life insurance:					
6.1. Paid in cash or left on deposit	41,673	0	1,118	3	42,794
6.2. Applied to pay renewal premiums	66,696	0	762	0	67,459
6.3. Apld to pd-up adds/shortn endwrt/prem-pay period	363,467	0	8	231	363,705
6.4. Other life insurance	4,764	0	0	0	4,764
6.5. Totals (Sum of Lines 6.1 to 6.4)	476,600	0	1,888	234	478,723
Annuities:					
7.1. Paid in cash or left on deposit	26,158	0	23	0	26,181
7.2. Applied to provide paid-up annuities	2,085	0	0	0	2,085
7.3. Other	17,772	0	7,728	0	25,500
7.4. Totals (Sum of Lines 7.1 to 7.3)	46,016	0	7,751	0	53,767
8. Grand totals (Lines 6.5 + 7.4)	522,616	0	9,639	234	532,489
DIRECT CLAIMS AND BENEFITS PAID					
9. Death benefits	2,528,544	14,639	1,080,922	6,896	3,631,001
10. Matured endowments	10,692	0	171	897	11,759
11. Annuity benefits	1,145,506	0	617,054	1	1,762,560
12. Surrender values and withdrawals for life contracts	4,670,777	0	5,833,154	2,632	10,506,563
13. Aggr write-ins for misc direct claims & benefits paid	20,573	0	153,106	0	173,679
14. All other benefits, except accident and health	28,118	0	3,913	78	32,109
15. Totals	8,404,209	14,639	7,688,318	10,504	16,117,670

DIRECT DEATH BENEFITS AND MATURED ENDOWMENTS INCURRED	Ordinary		Credit Life (Group and Individual)		Group		Industrial		Total	
	Number	Amount	Number	Amount	Number	Amount	Number	Amount	Number	Amount
DIRECT CLAIMS AND BENEFITS PAID										
16. Unpaid Dec. 31, prior year	7	375,095	0	1,497	2	127,634	1	1,007	11	505,234
17. Incurred during current year	500	2,655,969	8	14,588	40	1,102,406	7	7,592	555	3,780,555
SETTLED DURING CURRENT YEAR										
18.1. By payment in full	497	2,578,513	8	13,982	39	1,083,686	7	7,712	551	3,683,893
18.2. By payment on compromised claims	0	1,229	0	0	0	1,266	0	0	0	2,495
18.3. Totals paid	497	2,579,743	8	13,982	39	1,084,952	7	7,712	551	3,686,388
18.4. Reduction by compromise	0	3,515	0	0	0	671	0	0	0	4,187
18.5. Amount rejected	0	9,005	0	0	0	1,789	0	0	0	10,794
18.6. Total settlements	498	2,592,263	8	13,982	39	1,087,412	7	7,712	552	3,701,369
19. Unpaid December 31, current year	10	438,801	1	2,103	3	142,628	1	887	14	584,419
POLICY EXHIBIT										
20. In force December 31, prior year	4,671	663,839,922	775	2,563,434	220	488,192,589	402	276,947	6,067	1,154,872,891
21. Issued during year	479	62,013,060	1,168	3,498,127	47	42,627,643	0	14	1,694	108,138,844
22. Other changes to in force (Net)	(461)	(44,268,206)	(1,182)	(3,391,464)	(38)	(65,515,157)	(25)	(24,937)	(1,706)	(113,199,764)
23. In force December 31 of current year	4,689	681,584,776	761	2,670,096	228	465,305,075	376	252,024	6,055	1,149,811,971

ACCIDENT AND HEALTH INSURANCE

	Direct Premiums	Direct Premiums Earned	Dividends Paid Or Credited On Direct Business	Direct Losses Paid	Direct Losses Incurred
24. Group policies	4,257,073	4,283,823	1,009	3,353,332	3,361,500
24.1. Federal Employees Health Benefits Program premium	35,544	35,427	0	33,184	33,760
24.2. Credit (Group and Individual)	55,299	50,863	0	8,529	8,029
24.3. Collectively renewable policies	473	469	0	662	528
24.4. Medicare Title XVIII exempt from state taxes or fees	3,586,930	3,574,724	0	2,903,283	2,926,561
Other Individual Policies:					
25.1. Non-cancellable	178,888	176,215	14,092	117,448	121,023
25.2. Guaranteed renewable	1,008,579	1,017,360	4,037	683,289	724,065
25.3. Non-renewable for stated reasons only	17,003	16,947	454	5,994	5,680
25.4. Other accident only	2,469	2,397	0	761	737
25.5. All other	60,389	59,694	0	27,727	29,273
25.6. Totals (sum of Lines 25.1 to 25.5)	1,267,328	1,272,613	18,583	835,220	880,778
26. Totals (Lines 24 + 24.1 + 24.2 + 24.3 + 24.4 + 25.6)	9,202,647	9,217,919	19,591	7,134,210	7,211,157

LIFE INSURANCE INDUSTRY AGGREGATES

ANNUAL STATEMENT FOR THE YEAR 2019 OF THE

DIRECT BUSINESS IN THE STATE OF

HAWAII

DURING THE YEAR

24

(000's)

LIFE INSURANCE

DIRECT PREMIUMS AND ANNUITY CONSIDERATIONS	Ordinary	Credit Life (Group and Individual)	Group	Industrial	Total
DIRECT PREMIUMS AND ANNUITY CONSID					
1. Life insurance	757,074	3,260	104,720	0	865,054
2. Annuity considerations	1,316,886	0	237,832	0	1,554,718
3. Deposit-type contract funds	37,898	XXX	64,556	XXX	102,454
4. Other considerations	3,438	0	304,037	0	307,475
5. Totals (Sum of Lines 1 to 4)	2,115,296	3,260	711,145	0	2,829,701
DIRECT DIVIDENDS TO POLICYHOLDERS					
Life insurance:					
6.1. Paid in cash or left on deposit	9,442	0	206	0	9,649
6.2. Applied to pay renewal premiums	9,174	0	172	0	9,345
6.3. Apld to pd-up adds/shortn endwt/prem-pay period	60,780	0	70	26	60,876
6.4. Other life insurance	602	0	0	0	602
6.5. Totals (Sum of Lines 6.1 to 6.4)	79,997	0	449	26	80,472
Annuities:					
7.1. Paid in cash or left on deposit	5,460	0	363	0	5,824
7.2. Applied to provide paid-up annuities	213	0	0	0	213
7.3. Other	3,864	0	1,543	0	5,407
7.4. Totals (Sum of Lines 7.1 to 7.3)	9,537	0	1,907	0	11,444
8. Grand totals (Lines 6.5 + 7.4)	89,535	0	2,355	26	91,916
DIRECT CLAIMS AND BENEFITS PAID					
9. Death benefits	351,921	1,321	101,217	125	454,584
10. Matured endowments	1,560	0	28	5	1,593
11. Annuity benefits	254,084	0	153,613	0	407,696
12. Surrender values and withdrawals for life contracts	1,245,726	0	565,795	14	1,811,535
13. Aggr write-ins for misc direct claims & benefits paid	4,671	0	24,426	0	29,097
14. All other benefits, except accident and health	6,714	0	266	3	6,983
15. Totals	1,864,676	1,321	845,344	147	2,711,488

DIRECT DEATH BENEFITS AND MATURED ENDOWMENTS INCURRED	Ordinary		Credit Life (Group and Individual)		Group		Industrial		Total	
	Number	Amount	Number	Amount	Number	Amount	Number	Amount	Number	Amount
DIRECT CLAIMS AND BENEFITS PAID										
16. Unpaid Dec. 31, prior year	1	66,394	0	77	1	9,892	0	24	2	76,386
17. Incurred during current year	9	353,555	0	1,313	5	104,568	0	113	14	459,549
SETTLED DURING CURRENT YEAR										
18.1. By payment in full	9	356,419	0	1,313	5	101,754	0	130	14	459,616
18.2. By payment on compromised claims	0	2	0	0	0	207	0	0	0	209
18.3. Totals paid	9	356,421	0	1,313	5	101,960	0	130	14	459,825
18.4. Reduction by compromise	0	298	0	15	0	34	0	0	0	347
18.5. Amount rejected	0	680	0	0	0	312	0	0	0	991
18.6. Total settlements	9	357,398	0	1,328	5	102,306	0	130	14	461,163
19. Unpaid December 31, current year	1	62,550	0	62	1	12,154	0	7	2	74,773
POLICY EXHIBIT										
20. In force December 31, prior year	572	97,826,172	52	358,957	33	43,686,627	1	2,490	659	141,874,246
21. Issued during year	38	8,833,799	18	202,761	3	12,228,762	0	0	58	21,265,322
22. Other changes to in force (Net)	(39)	(5,535,916)	(21)	(201,136)	(2)	(10,738,065)	0	2,296	(61)	(16,472,821)
23. In force December 31 of current year	572	101,124,055	49	360,583	34	45,177,323	1	4,786	656	146,666,747

ACCIDENT AND HEALTH INSURANCE

	Direct Premiums	Direct Premiums Earned	Dividends Paid Or Credited On Direct Business	Direct Losses Paid	Direct Losses Incurred
24. Group policies	214,882	216,246	286	133,459	141,281
24.1. Federal Employees Health Benefits Program premium	923	919	0	303	308
24.2. Credit (Group and Individual)	6,995	6,627	0	2,454	2,618
24.3. Collectively renewable policies	12	13	0	106	35
24.4. Medicare Title XVIII exempt from state taxes or fees	846,639	865,578	0	710,478	720,796
Other Individual Policies:					
25.1. Non-cancellable	19,849	19,745	1,092	13,788	12,626
25.2. Guaranteed renewable	117,577	119,520	155	70,681	90,497
25.3. Non-renewable for stated reasons only	329	329	25	19	19
25.4. Other accident only	329	328	0	152	121
25.5. All other	639	629	0	335	340
25.6. Totals (sum of Lines 25.1 to 25.5)	138,724	140,552	1,273	84,974	103,603
26. Totals (Lines 24 + 24.1 + 24.2 + 24.3 + 24.4 + 25.6)	1,208,174	1,229,936	1,558	931,774	968,641

LIFE INSURANCE INDUSTRY AGGREGATES

ANNUAL STATEMENT FOR THE YEAR 2019 OF THE

DIRECT BUSINESS IN THE STATE OF

IDAHO

DURING THE YEAR

24

(000's)

LIFE INSURANCE

DIRECT PREMIUMS AND ANNUITY CONSIDERATIONS	Ordinary		Credit Life (Group and Individual)		Group		Industrial		Total	
DIRECT PREMIUMS AND ANNUITY CONSID										
1. Life insurance	512,873		3,964		112,690		0		629,528	
2. Annuity considerations	925,952		0		272,487		0		1,198,439	
3. Deposit-type contract funds	39,711		XXX		65,886		XXX		105,596	
4. Other considerations	493		0		266,026		0		266,519	
5. Totals (Sum of Lines 1 to 4)	1,479,029		3,964		717,090		0		2,200,083	
DIRECT DIVIDENDS TO POLICYHOLDERS										
Life insurance:										
6.1. Paid in cash or left on deposit	5,820		0		163		1		5,984	
6.2. Applied to pay renewal premiums	10,048		0		155		0		10,202	
6.3. Apld to pd-up adds/shortn endwt/prem-pay period	55,484		0		5		84		55,574	
6.4. Other life insurance	1,234		0		0		0		1,234	
6.5. Totals (Sum of Lines 6.1 to 6.4)	72,586		0		322		85		72,993	
Annuities:										
7.1. Paid in cash or left on deposit	5,330		0		3		0		5,333	
7.2. Applied to provide paid-up annuities	702		0		0		0		702	
7.3. Other	2,163		0		1,830		0		3,993	
7.4. Totals (Sum of Lines 7.1 to 7.3)	8,195		0		1,833		0		10,027	
8. Grand totals (Lines 6.5 + 7.4)	80,781		0		2,155		85		83,020	
DIRECT CLAIMS AND BENEFITS PAID										
9. Death benefits	300,293		1,657		126,661		662		429,273	
10. Matured endowments	1,161		0		4		16		1,181	
11. Annuity benefits	261,547		0		169,599		0		431,146	
12. Surrender values and withdrawals for life contracts	886,421		0		471,538		85		1,358,044	
13. Aggr write-ins for misc direct claims & benefits paid	1,383		0		8,078		0		9,461	
14. All other benefits, except accident and health	4,374		0		293		9		4,676	
15. Totals	1,455,179		1,657		776,172		772		2,233,780	
DIRECT DEATH BENEFITS AND MATURED ENDOWMENTS INCURRED	Ordinary		Credit Life (Group and Individual)		Group		Industrial		Total	
	Number	Amount	Number	Amount	Number	Amount	Number	Amount	Number	Amount
DIRECT CLAIMS AND BENEFITS PAID										
16. Unpaid Dec. 31, prior year	1	26,461	0	108	0	12,525	0	69	1	39,163
17. Incurred during current year	8	353,014	0	1,696	6	127,564	0	648	14	482,922
SETTLED DURING CURRENT YEAR										
18.1. By payment in full	7	299,253	0	1,652	6	126,701	0	678	14	428,283
18.2. By payment on compromised claims	0	0	0	0	0	110	0	0	0	110
18.3. Totals paid	7	299,253	0	1,652	6	126,811	0	678	14	428,393
18.4. Reduction by compromise	0	17	0	0	0	96	0	0	0	113
18.5. Amount rejected	0	44	0	0	0	502	0	0	0	546
18.6. Total settlements	7	299,314	0	1,652	6	127,408	0	678	14	429,051
19. Unpaid December 31, current year	1	80,161	0	153	0	12,681	0	39	1	93,033
POLICY EXHIBIT										
20. In force December 31, prior year	505	94,521,566	71	379,855	39	54,456,764	3	9,685	618	149,367,870
21. Issued during year	37	8,536,079	32	167,671	7	5,229,662	0	0	75	13,933,412
22. Other changes to in force (Net)	(20)	(4,323,858)	(36)	(201,751)	(5)	(3,555,944)	9	59,783	(51)	(8,021,771)
23. In force December 31 of current year	521	98,733,787	67	345,775	41	56,130,481	13	69,468	642	155,279,511

ACCIDENT AND HEALTH INSURANCE

	Direct Premiums	Direct Premiums Earned	Dividends Paid Or Credited On Direct Business	Direct Losses Paid	Direct Losses Incurred
24. Group policies	337,872	346,691	155	240,963	265,208
24.1. Federal Employees Health Benefits Program premium	3,531	3,514	0	2,597	2,644
24.2. Credit (Group and Individual)	5,315	5,882	0	1,358	1,462
24.3. Collectively renewable policies	25	23	0	14	15
24.4. Medicare Title XVIII exempt from state taxes or fees	257,604	253,270	0	198,346	198,696
Other Individual Policies:					
25.1. Non-cancellable	18,540	18,296	1,882	12,808	8,279
25.2. Guaranteed renewable	217,743	217,054	844	146,998	162,087
25.3. Non-renewable for stated reasons only	2,287	2,293	61	769	1,017
25.4. Other accident only	286	287	0	86	66
25.5. All other	2,913	2,916	0	1,884	1,741
25.6. Totals (sum of Lines 25.1 to 25.5)	241,769	240,846	2,787	162,545	173,190
26. Totals (Lines 24 + 24.1 + 24.2 + 24.3 + 24.4 + 25.6)	846,117	850,226	2,942	605,824	641,215

LIFE INSURANCE INDUSTRY AGGREGATES

ANNUAL STATEMENT FOR THE YEAR 2019 OF THE

DIRECT BUSINESS IN THE STATE OF

ILLINOIS

DURING THE YEAR

24

(000's)

LIFE INSURANCE

DIRECT PREMIUMS AND ANNUITY CONSIDERATIONS	Ordinary		Credit Life (Group and Individual)		Group		Industrial		Total	
DIRECT PREMIUMS AND ANNUITY CONSID										
1. Life insurance	6,345,317		16,870		1,725,298		232		8,087,717	
2. Annuity considerations	8,274,839		0		3,475,100		0		11,749,940	
3. Deposit-type contract funds	662,693		XXX		2,112,040		XXX		2,774,733	
4. Other considerations	9,028		0		2,237,018		0		2,246,046	
5. Totals (Sum of Lines 1 to 4)	15,291,877		16,870		9,549,457		232		24,858,436	
DIRECT DIVIDENDS TO POLICYHOLDERS										
Life insurance:										
6.1. Paid in cash or left on deposit	81,176		0		1,257		73		82,506	
6.2. Applied to pay renewal premiums	132,348		0		905		0		133,253	
6.3. Apld to pd-up adds/shortn endwt/prem-pay period	646,558		0		11		5,687		652,257	
6.4. Other life insurance	12,896		0		0		0		12,896	
6.5. Totals (Sum of Lines 6.1 to 6.4)	872,979		0		2,173		5,760		880,912	
Annuities:										
7.1. Paid in cash or left on deposit	46,135		0		3,431		0		49,566	
7.2. Applied to provide paid-up annuities	5,881		0		0		0		5,881	
7.3. Other	40,090		0		13,147		0		53,238	
7.4. Totals (Sum of Lines 7.1 to 7.3)	92,106		0		16,578		0		108,684	
8. Grand totals (Lines 6.5 + 7.4)	965,085		0		18,751		5,760		989,596	
DIRECT CLAIMS AND BENEFITS PAID										
9. Death benefits	3,273,834		7,628		1,256,403		24,292		4,562,157	
10. Matured endowments	27,530		0		244		1,085		28,859	
11. Annuity benefits	2,467,591		0		1,389,732		7		3,857,330	
12. Surrender values and withdrawals for life contracts	8,492,947		0		5,059,984		5,441		13,558,371	
13. Aggr write-ins for misc direct claims & benefits paid	28,497		0		82,214		0		110,712	
14. All other benefits, except accident and health	55,295		0		2,606		249		58,150	
15. Totals	14,345,695		7,628		7,791,183		31,074		22,175,579	
DIRECT DEATH BENEFITS AND MATURED ENDOWMENTS INCURRED	Ordinary		Credit Life (Group and Individual)		Group		Industrial		Total	
	Number	Amount	Number	Amount	Number	Amount	Number	Amount	Number	Amount
DIRECT CLAIMS AND BENEFITS PAID										
16. Unpaid Dec. 31, prior year	12	438,217	0	567	3	134,799	2	3,126	17	576,709
17. Incurred during current year	177	3,301,844	1	7,810	53	1,266,260	15	25,977	245	4,601,892
SETTLED DURING CURRENT YEAR										
18.1. By payment in full	177	3,288,827	1	7,470	51	1,258,125	15	25,375	245	4,579,797
18.2. By payment on compromised claims	0	275	0	0	0	876	0	0	0	1,152
18.3. Totals paid	177	3,289,102	1	7,470	51	1,259,002	15	25,375	245	4,580,949
18.4. Reduction by compromise	0	1,501	0	0	0	572	0	0	0	2,073
18.5. Amount rejected	0	9,716	0	0	0	2,074	0	0	0	11,791
18.6. Total settlements	177	3,300,320	1	7,470	52	1,261,647	15	25,375	245	4,594,812
19. Unpaid December 31, current year	12	439,741	0	907	4	139,412	1	3,728	17	583,788
POLICY EXHIBIT										
20. In force December 31, prior year	5,987	948,324,084	270	1,769,468	336	592,297,024	213	471,855	6,807	1,542,862,431
21. Issued during year	396	76,353,373	120	1,029,934	40	57,615,063	0	22	556	134,998,392
22. Other changes to in force (Net)	(501)	(59,160,294)	(163)	(1,136,165)	(33)	(74,893,419)	(46)	(231,807)	(744)	(135,421,685)
23. In force December 31 of current year	5,882	965,517,163	228	1,663,237	343	575,018,669	167	240,069	6,620	1,542,439,138

ACCIDENT AND HEALTH INSURANCE

	Direct Premiums	Direct Premiums Earned	Dividends Paid Or Credited On Direct Business	Direct Losses Paid	Direct Losses Incurred
24. Group policies	4,165,437	4,191,710	2,150	3,012,399	3,053,866
24.1. Federal Employees Health Benefits Program premium	21,606	21,563	0	13,327	13,544
24.2. Credit (Group and Individual)	26,374	24,338	0	9,883	9,070
24.3. Collectively renewable policies	176	253	0	55	4
24.4. Medicare Title XVIII exempt from state taxes or fees	887,894	886,879	0	767,591	778,985
Other Individual Policies:					
25.1. Non-cancellable	210,349	206,611	22,237	124,715	135,912
25.2. Guaranteed renewable	1,278,460	1,276,216	5,345	915,948	971,392
25.3. Non-renewable for stated reasons only	15,477	15,532	315	6,921	6,655
25.4. Other accident only	5,491	5,919	0	2,778	2,525
25.5. All other	19,083	18,458	1	9,862	9,451
25.6. Totals (sum of Lines 25.1 to 25.5)	1,528,860	1,522,736	27,899	1,060,225	1,125,935
26. Totals (Lines 24 + 24.1 + 24.2 + 24.3 + 24.4 + 25.6)	6,630,347	6,647,480	30,049	4,863,479	4,981,404

LIFE INSURANCE INDUSTRY AGGREGATES

ANNUAL STATEMENT FOR THE YEAR 2019 OF THE

DIRECT BUSINESS IN THE STATE OF

INDIANA

DURING THE YEAR

24

(000's)

LIFE INSURANCE

DIRECT PREMIUMS AND ANNUITY CONSIDERATIONS	Ordinary	Credit Life (Group and Individual)	Group	Industrial	Total
DIRECT PREMIUMS AND ANNUITY CONSID					
1. Life insurance	2,170,605	17,443	756,830	86	2,944,964
2. Annuity considerations	4,371,467	0	1,670,206	0	6,041,672
3. Deposit-type contract funds	3,210,583	XXX	437,384	XXX	3,647,967
4. Other considerations	5,174	0	771,311	0	776,485
5. Totals (Sum of Lines 1 to 4)	9,757,829	17,443	3,635,730	86	13,411,089
DIRECT DIVIDENDS TO POLICYHOLDERS					
Life insurance:					
6.1. Paid in cash or left on deposit	33,083	0	298	54	33,435
6.2. Applied to pay renewal premiums	44,883	0	468	0	45,351
6.3. Apld to pd-up adds/shortn endwt/prem-pay period	224,405	0	205	3,923	228,533
6.4. Other life insurance	4,039	0	0	0	4,039
6.5. Totals (Sum of Lines 6.1 to 6.4)	306,410	0	971	3,976	311,358
Annuities:					
7.1. Paid in cash or left on deposit	39,085	0	266	0	39,351
7.2. Applied to provide paid-up annuities	2,730	0	0	0	2,730
7.3. Other	29,340	0	2,374	0	31,714
7.4. Totals (Sum of Lines 7.1 to 7.3)	71,155	0	2,640	0	73,795
8. Grand totals (Lines 6.5 + 7.4)	377,566	0	3,611	3,976	385,153
DIRECT CLAIMS AND BENEFITS PAID					
9. Death benefits	1,453,567	7,669	691,181	11,693	2,164,110
10. Matured endowments	7,819	0	118	580	8,516
11. Annuity benefits	1,184,528	0	635,874	1	1,820,402
12. Surrender values and withdrawals for life contracts	4,353,448	0	2,317,539	1,557	6,672,544
13. Aggr write-ins for misc direct claims & benefits paid	10,463	0	111,462	0	121,925
14. All other benefits, except accident and health	345,948	0	1,954	272	348,174
15. Totals	7,355,773	7,669	3,758,128	14,102	11,135,672

DIRECT DEATH BENEFITS AND MATURED ENDOWMENTS INCURRED	Ordinary		Credit Life (Group and Individual)		Group		Industrial		Total	
	Number	Amount	Number	Amount	Number	Amount	Number	Amount	Number	Amount
DIRECT CLAIMS AND BENEFITS PAID										
16. Unpaid Dec. 31, prior year	5	169,411	0	253	1	56,436	2	2,437	7	228,537
17. Incurred during current year	66	1,463,919	2	7,837	36	712,319	11	12,579	114	2,196,653
SETTLED DURING CURRENT YEAR										
18.1. By payment in full	65	1,477,417	2	7,586	35	706,742	12	12,273	113	2,204,018
18.2. By payment on compromised claims	0	181	0	0	0	518	0	0	0	699
18.3. Totals paid	65	1,477,598	2	7,586	35	707,259	12	12,273	113	2,204,717
18.4. Reduction by compromise	0	1,394	0	0	0	191	0	0	0	1,585
18.5. Amount rejected	0	1,371	0	0	0	861	0	0	0	2,232
18.6. Total settlements	65	1,480,363	2	7,586	35	708,311	12	12,273	113	2,208,533
19. Unpaid December 31, current year	6	152,966	0	503	2	60,445	1	2,743	9	216,657
POLICY EXHIBIT										
20. In force December 31, prior year	2,970	343,162,323	182	1,082,821	256	221,109,379	100	239,337	3,507	565,593,859
21. Issued during year	209	27,958,633	128	901,084	36	28,259,628	0	0	373	57,119,345
22. Other changes to in force (Net)	(242)	(21,100,831)	(162)	(941,577)	(27)	1,862,967	(22)	(108,783)	(453)	(20,288,222)
23. In force December 31 of current year	2,937	350,020,125	148	1,042,328	265	251,231,974	78	130,554	3,428	602,424,981

ACCIDENT AND HEALTH INSURANCE

	Direct Premiums	Direct Premiums Earned	Dividends Paid Or Credited On Direct Business	Direct Losses Paid	Direct Losses Incurred
24. Group policies	2,562,442	2,575,466	797	1,915,908	1,859,366
24.1. Federal Employees Health Benefits Program premium	8,360	8,321	0	7,351	7,482
24.2. Credit (Group and Individual)	15,876	13,885	0	6,150	5,533
24.3. Collectively renewable policies	72	72	0	88	68
24.4. Medicare Title XVIII exempt from state taxes or fees	1,497,626	1,484,128	0	1,215,598	1,226,277
Other Individual Policies:					
25.1. Non-cancellable	81,262	78,749	8,112	41,253	37,182
25.2. Guaranteed renewable	844,480	845,860	1,935	629,413	660,327
25.3. Non-renewable for stated reasons only	16,427	16,549	170	8,117	8,559
25.4. Other accident only	1,893	1,750	0	1,274	792
25.5. All other	12,966	12,966	0	7,079	6,669
25.6. Totals (sum of Lines 25.1 to 25.5)	957,028	955,873	10,218	687,136	713,529
26. Totals (Lines 24 + 24.1 + 24.2 + 24.3 + 24.4 + 25.6)	5,041,403	5,037,746	11,015	3,832,231	3,812,255

LIFE INSURANCE INDUSTRY AGGREGATES

ANNUAL STATEMENT FOR THE YEAR 2019 OF THE

DIRECT BUSINESS IN THE STATE OF

IOWA

DURING THE YEAR

24

(000's)

LIFE INSURANCE

DIRECT PREMIUMS AND ANNUITY CONSIDERATIONS	Ordinary		Credit Life (Group and Individual)		Group		Industrial		Total	
DIRECT PREMIUMS AND ANNUITY CONSID										
1. Life insurance	1,546,584		6,606		972,148		2		2,525,340	
2. Annuity considerations	2,722,285		0		536,611		0		3,258,896	
3. Deposit-type contract funds	2,019,392		XXX		6,828,636		XXX		8,848,027	
4. Other considerations	1,686		0		4,490,826		0		4,492,512	
5. Totals (Sum of Lines 1 to 4)	6,289,947		6,606		12,828,220		2		19,124,776	
DIRECT DIVIDENDS TO POLICYHOLDERS										
Life insurance:										
6.1. Paid in cash or left on deposit	20,198		0		208		4		20,409	
6.2. Applied to pay renewal premiums	38,782		0		572		0		39,354	
6.3. Apld to pd-up adds/shortn endwt/prem-pay period	201,687		0		2		873		202,563	
6.4. Other life insurance	3,152		0		0		0		3,152	
6.5. Totals (Sum of Lines 6.1 to 6.4)	263,819		0		782		877		265,478	
Annuities:										
7.1. Paid in cash or left on deposit	40,373		0		15		0		40,388	
7.2. Applied to provide paid-up annuities	2,393		0		0		0		2,393	
7.3. Other	27,645		0		2,239		0		29,885	
7.4. Totals (Sum of Lines 7.1 to 7.3)	70,411		0		2,255		0		72,666	
8. Grand totals (Lines 6.5 + 7.4)	334,230		0		3,037		877		338,144	
DIRECT CLAIMS AND BENEFITS PAID										
9. Death benefits	1,100,608		2,487		277,945		3,006		1,384,047	
10. Matured endowments	7,286		0		41		30		7,357	
11. Annuity benefits	961,538		0		265,498		0		1,227,036	
12. Surrender values and withdrawals for life contracts	2,679,418		0		5,078,075		275		7,757,767	
13. Aggr write-ins for misc direct claims & benefits paid	7,455		0		120,150		0		127,605	
14. All other benefits, except accident and health	17,716		0		1,568		44		19,328	
15. Totals	4,774,021		2,487		5,743,278		3,355		10,523,140	
DIRECT DEATH BENEFITS AND MATURED ENDOWMENTS INCURRED	Ordinary		Credit Life (Group and Individual)		Group		Industrial		Total	
	Number	Amount	Number	Amount	Number	Amount	Number	Amount	Number	Amount
DIRECT CLAIMS AND BENEFITS PAID										
16. Unpaid Dec. 31, prior year	3	89,467	0	311	0	26,858	0	217	4	116,854
17. Incurred during current year	24	1,137,430	0	2,441	14	284,893	1	2,975	40	1,427,738
SETTLED DURING CURRENT YEAR										
18.1. By payment in full	24	1,095,251	0	2,126	14	279,240	1	3,036	39	1,379,653
18.2. By payment on compromised claims	0	174	0	0	0	190	0	0	0	364
18.3. Totals paid	24	1,095,425	0	2,126	14	279,430	1	3,036	39	1,380,017
18.4. Reduction by compromise	0	171	0	0	0	252	0	0	0	423
18.5. Amount rejected	0	1,208	0	0	0	648	0	0	0	1,856
18.6. Total settlements	24	1,096,805	0	2,126	14	280,330	1	3,036	39	1,382,297
19. Unpaid December 31, current year	3	130,093	0	626	1	31,421	0	156	4	162,295
POLICY EXHIBIT										
20. In force December 31, prior year	1,759	243,216,004	80	728,880	96	111,958,020	16	58,801	1,951	355,961,704
21. Issued during year	82	17,077,115	34	392,157	19	10,388,428	0	0	135	27,857,700
22. Other changes to in force (Net)	(122)	(13,441,357)	(42)	(440,507)	(10)	(11,377,367)	(8)	(40,096)	(182)	(25,299,326)
23. In force December 31 of current year	1,718	246,851,762	72	680,530	105	110,969,081	9	18,705	1,904	358,520,079

ACCIDENT AND HEALTH INSURANCE

	Direct Premiums	Direct Premiums Earned	Dividends Paid Or Credited On Direct Business	Direct Losses Paid	Direct Losses Incurred
24. Group policies	917,704	931,008	287	638,008	652,478
24.1. Federal Employees Health Benefits Program premium	14,702	14,699	0	12,487	12,688
24.2. Credit (Group and Individual)	10,184	10,384	0	3,192	2,744
24.3. Collectively renewable policies	54	83	0	80	37
24.4. Medicare Title XVIII exempt from state taxes or fees	50,617	46,470	0	30,837	30,670
Other Individual Policies:					
25.1. Non-cancellable	43,861	42,467	3,683	22,564	13,676
25.2. Guaranteed renewable	530,117	520,430	1,338	461,740	492,387
25.3. Non-renewable for stated reasons only	5,207	5,245	37	2,299	2,291
25.4. Other accident only	1,501	1,477	0	966	1,030
25.5. All other	11,343	11,498	0	6,600	6,176
25.6. Totals (sum of Lines 25.1 to 25.5)	592,029	581,116	5,058	494,170	515,560
26. Totals (Lines 24 + 24.1 + 24.2 + 24.3 + 24.4 + 25.6)	1,585,290	1,583,759	5,345	1,178,774	1,214,178

LIFE INSURANCE INDUSTRY AGGREGATES

ANNUAL STATEMENT FOR THE YEAR 2019 OF THE

DIRECT BUSINESS IN THE STATE OF

KANSAS

DURING THE YEAR

24

(000's)

LIFE INSURANCE

DIRECT PREMIUMS AND ANNUITY CONSIDERATIONS	Ordinary	Credit Life (Group and Individual)	Group	Industrial	Total
DIRECT PREMIUMS AND ANNUITY CONSID					
1. Life insurance	1,204,469	8,123	251,602	6	1,464,200
2. Annuity considerations	2,058,162	0	608,303	0	2,666,465
3. Deposit-type contract funds	69,408	XXX	1,109,480	XXX	1,178,888
4. Other considerations	1,649	0	294,316	0	295,965
5. Totals (Sum of Lines 1 to 4)	3,333,689	8,123	2,263,701	6	5,605,518
DIRECT DIVIDENDS TO POLICYHOLDERS					
Life insurance:					
6.1. Paid in cash or left on deposit	16,962	0	270	5	17,237
6.2. Applied to pay renewal premiums	21,588	0	273	0	21,861
6.3. Apld to pd-up adds/shortn endwt/prem-pay period	126,244	0	1	787	127,033
6.4. Other life insurance	2,238	0	0	0	2,238
6.5. Totals (Sum of Lines 6.1 to 6.4)	167,032	0	545	792	168,369
Annuities:					
7.1. Paid in cash or left on deposit	14,294	0	6	0	14,300
7.2. Applied to provide paid-up annuities	854	0	0	0	854
7.3. Other	10,678	0	1,113	0	11,791
7.4. Totals (Sum of Lines 7.1 to 7.3)	25,826	0	1,119	0	26,945
8. Grand totals (Lines 6.5 + 7.4)	192,858	0	1,664	792	195,314
DIRECT CLAIMS AND BENEFITS PAID					
9. Death benefits	861,906	3,664	248,908	3,062	1,117,541
10. Matured endowments	4,006	0	10	116	4,132
11. Annuity benefits	598,835	0	164,998	0	763,833
12. Surrender values and withdrawals for life contracts	2,115,944	0	903,994	335	3,020,274
13. Aggr write-ins for misc direct claims & benefits paid	10,959	0	279	0	11,238
14. All other benefits, except accident and health	7,609	0	808	39	8,456
15. Totals	3,599,259	3,664	1,318,998	3,552	4,925,473

DIRECT DEATH BENEFITS AND MATURED ENDOWMENTS INCURRED	Ordinary		Credit Life (Group and Individual)		Group		Industrial		Total	
	Number	Amount	Number	Amount	Number	Amount	Number	Amount	Number	Amount
DIRECT CLAIMS AND BENEFITS PAID										
16. Unpaid Dec. 31, prior year	2	95,461	0	200	0	23,969	0	227	3	119,857
17. Incurred during current year	22	780,686	0	3,576	10	250,220	1	3,197	33	1,037,680
SETTLED DURING CURRENT YEAR										
18.1. By payment in full	21	778,040	0	3,642	9	248,365	1	3,178	32	1,033,225
18.2. By payment on compromised claims	0	5	0	0	0	443	0	0	0	448
18.3. Totals paid	21	778,045	0	3,642	9	248,808	1	3,178	32	1,033,673
18.4. Reduction by compromise	0	17	0	0	0	484	0	0	0	501
18.5. Amount rejected	0	236	0	0	0	255	0	0	0	491
18.6. Total settlements	21	778,297	0	3,642	9	249,547	1	3,178	32	1,034,664
19. Unpaid December 31, current year	3	97,850	0	134	1	24,643	0	246	4	122,872
POLICY EXHIBIT										
20. In force December 31, prior year	1,387	195,868,566	100	711,297	40	97,852,894	33	63,777	1,560	294,496,533
21. Issued during year	80	14,917,186	38	347,602	15	10,515,403	0	0	132	25,780,191
22. Other changes to in force (Net)	(106)	(11,793,818)	(41)	(363,994)	(7)	(9,650,603)	(7)	(33,786)	(161)	(21,842,200)
23. In force December 31 of current year	1,360	198,991,933	97	694,905	48	98,717,695	26	29,991	1,530	298,434,524

ACCIDENT AND HEALTH INSURANCE

	Direct Premiums	Direct Premiums Earned	Dividends Paid Or Credited On Direct Business	Direct Losses Paid	Direct Losses Incurred
24. Group policies	2,425,207	2,427,284	360	1,929,830	1,974,444
24.1. Federal Employees Health Benefits Program premium	248,112	248,075	0	235,095	235,214
24.2. Credit (Group and Individual)	8,940	9,880	0	2,917	2,788
24.3. Collectively renewable policies	64	75	0	175	76
24.4. Medicare Title XVIII exempt from state taxes or fees	88,477	88,834	0	71,776	72,026
Other Individual Policies:					
25.1. Non-cancellable	45,945	45,316	3,477	28,339	29,511
25.2. Guaranteed renewable	721,579	721,422	1,031	610,514	622,707
25.3. Non-renewable for stated reasons only	543,949	544,018	67	441,590	441,745
25.4. Other accident only	1,189	1,192	0	1,116	543
25.5. All other	22,162	22,423	0	11,813	11,735
25.6. Totals (sum of Lines 25.1 to 25.5)	1,334,824	1,334,370	4,576	1,093,371	1,106,241
26. Totals (Lines 24 + 24.1 + 24.2 + 24.3 + 24.4 + 25.6)	4,105,624	4,108,518	4,936	3,333,163	3,390,788

LIFE INSURANCE INDUSTRY AGGREGATES

ANNUAL STATEMENT FOR THE YEAR 2019 OF THE

DIRECT BUSINESS IN THE STATE OF

KENTUCKY

DURING THE YEAR

24

(000's)

LIFE INSURANCE

DIRECT PREMIUMS AND ANNUITY CONSIDERATIONS	Ordinary		Credit Life (Group and Individual)		Group		Industrial		Total	
DIRECT PREMIUMS AND ANNUITY CONSID										
1. Life insurance	1,303,055		18,945		402,505		87		1,724,591	
2. Annuity considerations	2,230,103		0		741,935		0		2,972,038	
3. Deposit-type contract funds	72,093		XXX		302,922		XXX		375,015	
4. Other considerations	3,661		0		670,407		0		674,069	
5. Totals (Sum of Lines 1 to 4)	3,608,912		18,945		2,117,769		87		5,745,713	
DIRECT DIVIDENDS TO POLICYHOLDERS										
Life insurance:										
6.1. Paid in cash or left on deposit	16,250		0		367		11		16,627	
6.2. Applied to pay renewal premiums	23,326		0		284		0		23,610	
6.3. Apld to pd-up adds/shortn endwt/prem-pay period	104,878		0		1		702		105,581	
6.4. Other life insurance	2,377		0		0		0		2,377	
6.5. Totals (Sum of Lines 6.1 to 6.4)	146,830		0		652		712		148,194	
Annuities:										
7.1. Paid in cash or left on deposit	26,084		0		10		0		26,094	
7.2. Applied to provide paid-up annuities	1,103		0		0		0		1,103	
7.3. Other	15,061		0		1,407		0		16,469	
7.4. Totals (Sum of Lines 7.1 to 7.3)	42,249		0		1,417		0		43,666	
8. Grand totals (Lines 6.5 + 7.4)	189,079		0		2,069		712		191,860	
DIRECT CLAIMS AND BENEFITS PAID										
9. Death benefits	921,825		8,204		398,513		4,013		1,332,555	
10. Matured endowments	3,739		0		118		205		4,062	
11. Annuity benefits	644,064		0		319,657		0		963,721	
12. Surrender values and withdrawals for life contracts	2,154,938		0		2,125,296		667		4,280,901	
13. Aggr write-ins for misc direct claims & benefits paid	8,812		0		12,815		0		21,628	
14. All other benefits, except accident and health	18,888		0		1,068		38		19,994	
15. Totals	3,752,266		8,204		2,857,468		4,924		6,622,861	
DIRECT DEATH BENEFITS AND MATURED ENDOWMENTS INCURRED	Ordinary		Credit Life (Group and Individual)		Group		Industrial		Total	
	Number	Amount	Number	Amount	Number	Amount	Number	Amount	Number	Amount
DIRECT CLAIMS AND BENEFITS PAID										
16. Unpaid Dec. 31, prior year	4	108,397	0	676	1	37,361	2	1,131	6	147,566
17. Incurred during current year	38	915,607	3	8,298	17	399,243	15	4,521	74	1,327,669
SETTLED DURING CURRENT YEAR										
18.1. By payment in full	38	907,691	3	8,221	16	390,940	15	4,219	72	1,311,070
18.2. By payment on compromised claims	0	83	0	0	0	696	0	0	0	779
18.3. Totals paid	38	907,774	3	8,221	16	391,636	15	4,219	72	1,311,849
18.4. Reduction by compromise	0	125	0	0	0	285	0	0	0	410
18.5. Amount rejected	0	2,193	0	0	0	769	0	0	0	2,962
18.6. Total settlements	38	910,092	3	8,221	16	392,690	15	4,219	72	1,315,221
19. Unpaid December 31, current year	4	113,913	0	753	1	43,914	2	1,434	8	160,014
POLICY EXHIBIT										
20. In force December 31, prior year	1,996	194,615,559	313	1,346,756	223	161,369,196	119	109,206	2,650	357,440,717
21. Issued during year	159	16,263,332	308	1,246,162	27	11,350,080	0	0	494	28,859,574
22. Other changes to in force (Net)	(170)	(12,474,047)	(329)	(1,251,550)	(19)	(5,055,947)	(9)	(24,479)	(526)	(18,806,024)
23. In force December 31 of current year	1,985	198,404,844	292	1,341,367	231	167,663,328	110	84,727	2,618	367,494,267

ACCIDENT AND HEALTH INSURANCE

	Direct Premiums	Direct Premiums Earned	Dividends Paid Or Credited On Direct Business	Direct Losses Paid	Direct Losses Incurred
24. Group policies	994,312	1,002,868	498	699,917	728,108
24.1. Federal Employees Health Benefits Program premium	8,814	8,806	0	6,471	6,576
24.2. Credit (Group and Individual)	22,034	21,083	0	5,809	7,655
24.3. Collectively renewable policies	44	44	0	515	191
24.4. Medicare Title XVIII exempt from state taxes or fees	206,814	206,426	0	157,232	159,763
Other Individual Policies:					
25.1. Non-cancellable	51,870	50,316	3,738	37,647	40,306
25.2. Guaranteed renewable	486,550	486,990	1,407	342,147	352,977
25.3. Non-renewable for stated reasons only	2,994	2,998	55	1,374	1,357
25.4. Other accident only	1,366	1,342	0	785	524
25.5. All other	63,420	64,100	1	54,686	55,277
25.6. Totals (sum of Lines 25.1 to 25.5)	606,200	605,746	5,201	436,639	450,441
26. Totals (Lines 24 + 24.1 + 24.2 + 24.3 + 24.4 + 25.6)	1,838,218	1,844,974	5,699	1,306,583	1,352,734

LIFE INSURANCE INDUSTRY AGGREGATES

ANNUAL STATEMENT FOR THE YEAR 2019 OF THE

DIRECT BUSINESS IN THE STATE OF

LOUISIANA

DURING THE YEAR

24

(000's)

LIFE INSURANCE

DIRECT PREMIUMS AND ANNUITY CONSIDERATIONS	Ordinary		Credit Life (Group and Individual)		Group		Industrial		Total	
DIRECT PREMIUMS AND ANNUITY CONSID										
1. Life insurance	1,948,037		42,713		462,447		3,647			2,456,844
2. Annuity considerations	2,984,450		0		794,311		0			3,778,761
3. Deposit-type contract funds	69,982		XXX		195,928		XXX			265,909
4. Other considerations	9,715		0		532,759		0			542,474
5. Totals (Sum of Lines 1 to 4)	5,012,184		42,713		1,985,444		3,647			7,043,988
DIRECT DIVIDENDS TO POLICYHOLDERS										
Life insurance:										
6.1. Paid in cash or left on deposit	23,365		0		485		4			23,855
6.2. Applied to pay renewal premiums	25,512		0		390		0			25,901
6.3. Apld to pd-up adds/shortn endwt/prem-pay period	154,584		0		0		152			154,737
6.4. Other life insurance	1,942		0		0		0			1,942
6.5. Totals (Sum of Lines 6.1 to 6.4)	205,403		0		875		156			206,434
Annuities:										
7.1. Paid in cash or left on deposit	6,945		0		55		0			7,000
7.2. Applied to provide paid-up annuities	950		0		0		0			950
7.3. Other	5,733		0		1,515		0			7,248
7.4. Totals (Sum of Lines 7.1 to 7.3)	13,629		0		1,570		0			15,198
8. Grand totals (Lines 6.5 + 7.4)	219,031		0		2,445		156			221,633
DIRECT CLAIMS AND BENEFITS PAID										
9. Death benefits	1,087,834		11,240		424,893		10,233			1,534,199
10. Matured endowments	3,603		0		68		552			4,223
11. Annuity benefits	739,647		0		296,137		18			1,035,803
12. Surrender values and withdrawals for life contracts	3,046,863		0		1,308,115		1,287			4,356,265
13. Aggr write-ins for misc direct claims & benefits paid	8,156		0		14,311		2			22,469
14. All other benefits, except accident and health	16,708		0		780		27			17,515
15. Totals	4,902,811		11,240		2,044,305		12,118			6,970,474
DIRECT DEATH BENEFITS AND MATURED ENDOWMENTS INCURRED	Ordinary		Credit Life (Group and Individual)		Group		Industrial		Total	
	Number	Amount	Number	Amount	Number	Amount	Number	Amount	Number	Amount
DIRECT CLAIMS AND BENEFITS PAID										
16. Unpaid Dec. 31, prior year	10	146,399	0	1,297	1	60,602	7	2,031	18	210,329
17. Incurred during current year	39	1,117,943	1	10,989	22	440,857	23	10,513	85	1,580,302
SETTLED DURING CURRENT YEAR										
18.1. By payment in full	41	1,100,159	1	10,987	21	429,672	28	10,802	91	1,551,619
18.2. By payment on compromised claims	0	255	0	0	0	231	0	0	0	486
18.3. Totals paid	41	1,100,414	1	10,987	21	429,903	28	10,802	91	1,552,105
18.4. Reduction by compromise	0	1,593	0	0	0	127	0	0	0	1,720
18.5. Amount rejected	0	2,831	0	0	0	588	0	0	0	3,419
18.6. Total settlements	41	1,104,838	1	10,987	21	430,618	28	10,802	91	1,557,245
19. Unpaid December 31, current year	7	159,504	0	1,299	2	70,841	2	1,743	12	233,386
POLICY EXHIBIT										
20. In force December 31, prior year	2,823	282,405,993	520	2,599,950	158	155,095,311	808	491,736	4,309	440,592,989
21. Issued during year	268	25,490,926	448	1,710,339	30	14,218,536	0	31	746	41,419,831
22. Other changes to in force (Net)	(243)	(20,681,357)	(466)	(1,751,276)	(15)	(13,990,403)	(14)	1,679	(739)	(36,421,357)
23. In force December 31 of current year	2,848	287,215,561	502	2,559,013	173	155,323,444	793	493,446	4,316	445,591,464

ACCIDENT AND HEALTH INSURANCE

	Direct Premiums	Direct Premiums Earned	Dividends Paid Or Credited On Direct Business	Direct Losses Paid	Direct Losses Incurred
24. Group policies	1,461,437	1,473,860	459	1,055,168	1,076,766
24.1. Federal Employees Health Benefits Program premium	10,666	10,686	0	10,176	10,335
24.2. Credit (Group and Individual)	34,282	31,336	0	9,286	9,195
24.3. Collectively renewable policies	292	470	0	914	326
24.4. Medicare Title XVIII exempt from state taxes or fees	294,471	293,873	0	234,226	239,982
Other Individual Policies:					
25.1. Non-cancellable	78,519	77,844	4,881	66,269	51,211
25.2. Guaranteed renewable	510,049	510,278	1,555	327,243	336,874
25.3. Non-renewable for stated reasons only	6,402	6,445	141	2,777	2,847
25.4. Other accident only	1,475	1,500	0	917	1,166
25.5. All other	26,494	26,210	0	13,306	13,540
25.6. Totals (sum of Lines 25.1 to 25.5)	622,939	622,278	6,577	410,512	405,638
26. Totals (Lines 24 + 24.1 + 24.2 + 24.3 + 24.4 + 25.6)	2,424,087	2,432,504	7,036	1,720,283	1,742,241

LIFE INSURANCE INDUSTRY AGGREGATES

ANNUAL STATEMENT FOR THE YEAR 2019 OF THE

DIRECT BUSINESS IN THE STATE OF

MAINE

DURING THE YEAR

24

(000's)

LIFE INSURANCE

DIRECT PREMIUMS AND ANNUITY CONSIDERATIONS	Ordinary	Credit Life (Group and Individual)	Group	Industrial	Total
DIRECT PREMIUMS AND ANNUITY CONSID					
1. Life insurance	358,075	2,325	109,392	0	469,792
2. Annuity considerations	947,524	0	333,872	0	1,281,397
3. Deposit-type contract funds	26,543	XXX	38,587	XXX	65,130
4. Other considerations	1,364	0	168,423	0	169,788
5. Totals (Sum of Lines 1 to 4)	1,333,507	2,325	650,275	0	1,986,107
DIRECT DIVIDENDS TO POLICYHOLDERS					
Life insurance:					
6.1. Paid in cash or left on deposit	8,671	0	163	1	8,835
6.2. Applied to pay renewal premiums	9,940	0	136	0	10,076
6.3. Apld to pd-up adds/shortn endwrt/prem-pay period	42,020	0	0	166	42,186
6.4. Other life insurance	783	0	0	0	783
6.5. Totals (Sum of Lines 6.1 to 6.4)	61,414	0	300	167	61,880
Annuities:					
7.1. Paid in cash or left on deposit	18,020	0	1	0	18,021
7.2. Applied to provide paid-up annuities	402	0	0	0	402
7.3. Other	10,206	0	1,317	0	11,523
7.4. Totals (Sum of Lines 7.1 to 7.3)	28,628	0	1,318	0	29,946
8. Grand totals (Lines 6.5 + 7.4)	90,042	0	1,617	167	91,826
DIRECT CLAIMS AND BENEFITS PAID					
9. Death benefits	253,169	2,072	162,754	1,022	419,018
10. Matured endowments	2,420	0	7	19	2,446
11. Annuity benefits	300,364	0	116,652	0	417,017
12. Surrender values and withdrawals for life contracts	941,178	0	559,153	102	1,500,433
13. Aggr write-ins for misc direct claims & benefits paid	3,522	0	9,435	0	12,957
14. All other benefits, except accident and health	5,247	0	271	6	5,525
15. Totals	1,505,901	2,072	848,274	1,149	2,357,395

DIRECT DEATH BENEFITS AND MATURED ENDOWMENTS INCURRED	Ordinary		Credit Life (Group and Individual)		Group		Industrial		Total	
	Number	Amount	Number	Amount	Number	Amount	Number	Amount	Number	Amount
DIRECT CLAIMS AND BENEFITS PAID										
16. Unpaid Dec. 31, prior year	1	24,963	0	23	0	8,531	0	87	1	33,604
17. Incurred during current year	8	263,243	0	2,055	5	168,103	0	1,039	14	434,439
SETTLED DURING CURRENT YEAR										
18.1. By payment in full	8	258,256	0	1,965	5	161,872	1	1,041	14	423,133
18.2. By payment on compromised claims	0	142	0	0	0	224	0	0	0	366
18.3. Totals paid	8	258,398	0	1,965	5	162,096	1	1,041	14	423,499
18.4. Reduction by compromise	0	80	0	0	0	93	0	0	0	173
18.5. Amount rejected	0	35	0	0	0	287	0	0	0	322
18.6. Total settlements	8	258,512	0	1,965	5	162,476	1	1,041	14	423,994
19. Unpaid December 31, current year	1	29,693	0	113	0	14,157	0	85	1	44,049
POLICY EXHIBIT										
20. In force December 31, prior year	437	60,239,401	47	354,873	13	47,094,906	5	15,941	501	107,705,120
21. Issued during year	21	3,901,458	18	297,920	3	5,225,611	0	0	42	9,424,989
22. Other changes to in force (Net)	(7)	(1,902,166)	(21)	(316,789)	(3)	(7,852,474)	30	196,385	0	(9,875,043)
23. In force December 31 of current year	451	62,238,693	44	336,004	13	44,468,043	35	212,326	543	107,255,065

ACCIDENT AND HEALTH INSURANCE

	Direct Premiums	Direct Premiums Earned	Dividends Paid Or Credited On Direct Business	Direct Losses Paid	Direct Losses Incurred
24. Group policies	518,172	522,050	151	418,478	429,637
24.1. Federal Employees Health Benefits Program premium	4,198	4,177	0	2,980	3,033
24.2. Credit (Group and Individual)	3,582	3,632	0	2,589	2,379
24.3. Collectively renewable policies	77	113	0	65	20
24.4. Medicare Title XVIII exempt from state taxes or fees	318,165	320,329	0	261,024	270,062
Other Individual Policies:					
25.1. Non-cancellable	17,569	17,560	794	14,363	13,642
25.2. Guaranteed renewable	95,344	97,145	203	66,082	79,383
25.3. Non-renewable for stated reasons only	2,296	2,277	11	556	592
25.4. Other accident only	304	299	0	16	12
25.5. All other	2,138	2,206	0	919	675
25.6. Totals (sum of Lines 25.1 to 25.5)	117,650	119,486	1,008	81,936	94,304
26. Totals (Lines 24 + 24.1 + 24.2 + 24.3 + 24.4 + 25.6)	961,844	969,787	1,159	767,071	799,434

LIFE INSURANCE INDUSTRY AGGREGATES

ANNUAL STATEMENT FOR THE YEAR 2019 OF THE

DIRECT BUSINESS IN THE STATE OF

MARYLAND

DURING THE YEAR

24

(000's)

LIFE INSURANCE

DIRECT PREMIUMS AND ANNUITY CONSIDERATIONS	Ordinary		Credit Life (Group and Individual)		Group		Industrial		Total	
DIRECT PREMIUMS AND ANNUITY CONSID										
1. Life insurance	2,508,080		6,790		724,688		244		3,239,803	
2. Annuity considerations	4,402,253		0		1,362,468		0		5,764,722	
3. Deposit-type contract funds	116,438		XXX		705,073		XXX		821,510	
4. Other considerations	5,425		0		1,153,894		0		1,159,319	
5. Totals (Sum of Lines 1 to 4)	7,032,196		6,790		3,946,123		244		10,985,354	
DIRECT DIVIDENDS TO POLICYHOLDERS										
Life insurance:										
6.1. Paid in cash or left on deposit	31,223		0		1,500		4		32,728	
6.2. Applied to pay renewal premiums	48,229		0		1,161		0		49,389	
6.3. Apld to pd-up adds/shortn endwt/prem-pay period	213,036		0		2,031		713		215,779	
6.4. Other life insurance	2,640		0		0		0		2,640	
6.5. Totals (Sum of Lines 6.1 to 6.4)	295,128		0		4,692		717		300,536	
Annuities:										
7.1. Paid in cash or left on deposit	47,764		0		16		0		47,780	
7.2. Applied to provide paid-up annuities	953		0		0		0		953	
7.3. Other	37,779		0		9,640		0		47,419	
7.4. Totals (Sum of Lines 7.1 to 7.3)	86,497		0		9,656		0		96,153	
8. Grand totals (Lines 6.5 + 7.4)	381,625		0		14,348		717		396,689	
DIRECT CLAIMS AND BENEFITS PAID										
9. Death benefits	1,539,604		3,298		775,254		40,114		2,358,271	
10. Matured endowments	8,700		0		105		1,811		10,615	
11. Annuity benefits	1,338,785		0		472,038		0		1,810,823	
12. Surrender values and withdrawals for life contracts	4,217,660		0		2,251,876		950		6,470,486	
13. Aggr write-ins for misc direct claims & benefits paid	10,430		0		26,319		0		36,750	
14. All other benefits, except accident and health	15,178		0		998		29		16,205	
15. Totals	7,130,357		3,298		3,526,590		42,904		10,703,150	
DIRECT DEATH BENEFITS AND MATURED ENDOWMENTS INCURRED	Ordinary		Credit Life (Group and Individual)		Group		Industrial		Total	
	Number	Amount	Number	Amount	Number	Amount	Number	Amount	Number	Amount
DIRECT CLAIMS AND BENEFITS PAID										
16. Unpaid Dec. 31, prior year	6	218,024	0	448	1	55,914	1	671	8	275,057
17. Incurred during current year	39	1,493,326	1	3,040	24	779,543	22	42,049	86	2,317,958
SETTLED DURING CURRENT YEAR										
18.1. By payment in full	39	1,536,497	1	3,274	24	774,975	22	41,926	86	2,356,671
18.2. By payment on compromised claims	0	193	0	0	0	1,456	0	0	0	1,649
18.3. Totals paid	40	1,536,690	1	3,274	24	776,431	22	41,926	86	2,358,320
18.4. Reduction by compromise	0	544	0	0	0	404	0	0	0	949
18.5. Amount rejected	0	3,477	0	0	0	1,419	0	0	0	4,895
18.6. Total settlements	40	1,540,711	1	3,274	24	778,254	22	41,926	86	2,364,165
19. Unpaid December 31, current year	5	170,639	0	214	2	57,203	1	795	8	228,851
POLICY EXHIBIT										
20. In force December 31, prior year	2,768	429,913,173	260	1,068,126	96	291,514,479	811	441,342	3,935	722,937,120
21. Issued during year	196	34,295,872	57	494,788	13	36,610,970	0	0	266	71,401,630
22. Other changes to in force (Net)	(243)	(29,538,276)	(96)	(561,235)	(12)	(22,125,476)	(127)	30,197	(478)	(52,194,789)
23. In force December 31 of current year	2,721	434,670,770	220	1,001,680	97	305,999,973	683	471,538	3,722	742,143,960

ACCIDENT AND HEALTH INSURANCE

	Direct Premiums	Direct Premiums Earned	Dividends Paid Or Credited On Direct Business	Direct Losses Paid	Direct Losses Incurred
24. Group policies	2,713,609	2,788,537	1,265	1,998,991	2,049,239
24.1. Federal Employees Health Benefits Program premium	115,783	116,070	0	95,525	96,957
24.2. Credit (Group and Individual)	7,456	6,779	0	3,441	2,916
24.3. Collectively renewable policies	219	236	0	114	52
24.4. Medicare Title XVIII exempt from state taxes or fees	413,506	354,206	0	307,059	297,369
Other Individual Policies:					
25.1. Non-cancellable	115,911	114,263	6,377	76,292	67,781
25.2. Guaranteed renewable	615,229	624,606	1,792	398,581	444,386
25.3. Non-renewable for stated reasons only	12,007	12,067	139	3,447	3,233
25.4. Other accident only	1,231	1,206	0	180	93
25.5. All other	9,668	9,736	0	4,594	3,647
25.6. Totals (sum of Lines 25.1 to 25.5)	754,047	761,878	8,309	483,093	519,141
26. Totals (Lines 24 + 24.1 + 24.2 + 24.3 + 24.4 + 25.6)	4,004,620	4,027,705	9,574	2,888,224	2,965,673

LIFE INSURANCE INDUSTRY AGGREGATES

ANNUAL STATEMENT FOR THE YEAR 2019 OF THE

DIRECT BUSINESS IN THE STATE OF

MASSACHUSETTS

DURING THE YEAR

24

(000's)

LIFE INSURANCE

DIRECT PREMIUMS AND ANNUITY CONSIDERATIONS	Ordinary		Credit Life (Group and Individual)		Group		Industrial		Total	
DIRECT PREMIUMS AND ANNUITY CONSID										
1. Life insurance	3,382,863		1,530		827,331		4		4,211,727	
2. Annuity considerations	6,230,952		0		2,236,153		0		8,467,105	
3. Deposit-type contract funds	293,517		XXX		1,297,395		XXX		1,590,912	
4. Other considerations	7,267		0		3,447,715		0		3,454,982	
5. Totals (Sum of Lines 1 to 4)	9,914,599		1,530		7,808,593		4		17,724,725	
DIRECT DIVIDENDS TO POLICYHOLDERS										
Life insurance:										
6.1. Paid in cash or left on deposit	43,750		0		972		4		44,726	
6.2. Applied to pay renewal premiums	97,649		0		502		2		98,153	
6.3. Apld to pd-up adds/shortn endwt/prem-pay period	346,832		0		4		1,182		348,019	
6.4. Other life insurance	4,410		0		0		0		4,410	
6.5. Totals (Sum of Lines 6.1 to 6.4)	492,641		0		1,478		1,189		495,308	
Annuities:										
7.1. Paid in cash or left on deposit	70,086		0		804		0		70,890	
7.2. Applied to provide paid-up annuities	2,465		0		24		0		2,488	
7.3. Other	65,112		0		20,627		0		85,738	
7.4. Totals (Sum of Lines 7.1 to 7.3)	137,662		0		21,454		0		159,116	
8. Grand totals (Lines 6.5 + 7.4)	630,303		0		22,932		1,189		654,424	
DIRECT CLAIMS AND BENEFITS PAID										
9. Death benefits	1,730,196		518		667,710		9,790		2,408,214	
10. Matured endowments	11,877		0		310		322		12,509	
11. Annuity benefits	1,825,426		0		1,129,601		0		2,955,028	
12. Surrender values and withdrawals for life contracts	5,836,514		0		8,365,343		549		14,202,406	
13. Aggr write-ins for misc direct claims & benefits paid	14,421		0		314,744		0		329,165	
14. All other benefits, except accident and health	18,998		0		1,037		63		20,097	
15. Totals	9,437,432		518		10,478,744		10,724		19,927,419	
DIRECT DEATH BENEFITS AND MATURED ENDOWMENTS INCURRED	Ordinary		Credit Life (Group and Individual)		Group		Industrial		Total	
	Number	Amount	Number	Amount	Number	Amount	Number	Amount	Number	Amount
DIRECT CLAIMS AND BENEFITS PAID										
16. Unpaid Dec. 31, prior year	8	252,483	0	43	1	112,460	0	719	9	365,704
17. Incurred during current year	37	1,725,762	0	534	49	681,184	3	7,081	89	2,414,560
SETTLED DURING CURRENT YEAR										
18.1. By payment in full	38	1,723,220	0	518	49	673,157	4	7,243	91	2,404,138
18.2. By payment on compromised claims	0	119	0	0	0	1,073	0	0	0	1,192
18.3. Totals paid	38	1,723,339	0	518	49	674,229	4	7,243	91	2,405,330
18.4. Reduction by compromise	0	426	0	0	0	609	0	0	0	1,035
18.5. Amount rejected	0	2,454	0	0	0	1,611	0	0	0	4,065
18.6. Total settlements	39	1,726,219	0	518	49	676,450	4	7,243	91	2,410,430
19. Unpaid December 31, current year	6	252,026	0	59	2	117,194	0	557	8	369,835
POLICY EXHIBIT										
20. In force December 31, prior year	2,396	587,131,186	33	210,722	105	365,866,406	26	89,855	2,561	953,298,169
21. Issued during year	138	44,145,947	14	106,849	15	40,927,087	0	0	168	85,179,883
22. Other changes to in force (Net)	(161)	(30,639,732)	(18)	(129,027)	(14)	(47,686,124)	(2)	(2,029)	(193)	(78,456,913)
23. In force December 31 of current year	2,374	600,637,401	30	188,544	107	359,107,369	25	87,825	2,536	960,021,139

ACCIDENT AND HEALTH INSURANCE

	Direct Premiums	Direct Premiums Earned	Dividends Paid Or Credited On Direct Business	Direct Losses Paid	Direct Losses Incurred
24. Group policies	2,223,795	2,230,501	1,264	1,574,568	1,854,194
24.1. Federal Employees Health Benefits Program premium	7,297	7,262	0	6,470	6,586
24.2. Credit (Group and Individual)	2,780	2,985	0	1,524	1,142
24.3. Collectively renewable policies	67	69	0	281	(22)
24.4. Medicare Title XVIII exempt from state taxes or fees	1,060,192	1,059,430	0	869,239	881,858
Other Individual Policies:					
25.1. Non-cancellable	161,752	161,794	10,897	92,606	102,405
25.2. Guaranteed renewable	378,776	383,963	2,196	295,092	345,152
25.3. Non-renewable for stated reasons only	8,736	8,849	236	1,651	1,838
25.4. Other accident only	504	374	0	186	36
25.5. All other	1,150	1,521	0	404	426
25.6. Totals (sum of Lines 25.1 to 25.5)	550,918	556,502	13,329	389,939	449,856
26. Totals (Lines 24 + 24.1 + 24.2 + 24.3 + 24.4 + 25.6)	3,845,050	3,856,749	14,593	2,842,022	3,193,615

LIFE INSURANCE INDUSTRY AGGREGATES

ANNUAL STATEMENT FOR THE YEAR 2019 OF THE

DIRECT BUSINESS IN THE STATE OF

MICHIGAN

DURING THE YEAR

24

(000's)

LIFE INSURANCE

DIRECT PREMIUMS AND ANNUITY CONSIDERATIONS	Ordinary		Credit Life (Group and Individual)		Group		Industrial		Total	
DIRECT PREMIUMS AND ANNUITY CONSID										
1. Life insurance	3,496,590		26,358		1,296,986		160		4,820,093	
2. Annuity considerations	9,036,189		0		1,938,103		0		10,974,292	
3. Deposit-type contract funds	230,683		XXX		1,127,856		XXX		1,358,539	
4. Other considerations	8,405		0		1,303,320		0		1,311,726	
5. Totals (Sum of Lines 1 to 4)	12,771,867		26,358		5,666,265		160		18,464,649	
DIRECT DIVIDENDS TO POLICYHOLDERS										
Life insurance:										
6.1. Paid in cash or left on deposit	45,400		0		1,224		44		46,669	
6.2. Applied to pay renewal premiums	67,821		0		654		0		68,476	
6.3. Apld to pd-up adds/shortn endwt/prem-pay period	319,756		0		0		3,763		323,520	
6.4. Other life insurance	5,017		0		0		0		5,017	
6.5. Totals (Sum of Lines 6.1 to 6.4)	437,995		0		1,879		3,808		443,681	
Annuities:										
7.1. Paid in cash or left on deposit	76,045		0		1,513		0		77,557	
7.2. Applied to provide paid-up annuities	2,820		0		0		0		2,820	
7.3. Other	56,725		0		6,279		0		63,004	
7.4. Totals (Sum of Lines 7.1 to 7.3)	135,590		0		7,792		0		143,382	
8. Grand totals (Lines 6.5 + 7.4)	573,585		0		9,671		3,808		587,063	
DIRECT CLAIMS AND BENEFITS PAID										
9. Death benefits	2,728,834		12,830		1,171,605		14,644		3,927,912	
10. Matured endowments	10,914		0		197		755		11,867	
11. Annuity benefits	2,400,614		0		1,582,285		18		3,982,916	
12. Surrender values and withdrawals for life contracts	8,862,457		0		3,215,202		1,723		12,079,382	
13. Aggr write-ins for misc direct claims & benefits paid	40,163		0		40,213		0		80,377	
14. All other benefits, except accident and health	28,069		51		1,534		142		29,796	
15. Totals	14,071,051		12,880		6,011,036		17,282		20,112,250	
DIRECT DEATH BENEFITS AND MATURED ENDOWMENTS INCURRED	Ordinary		Credit Life (Group and Individual)		Group		Industrial		Total	
	Number	Amount	Number	Amount	Number	Amount	Number	Amount	Number	Amount
DIRECT CLAIMS AND BENEFITS PAID										
16. Unpaid Dec. 31, prior year	7	379,338	0	1,388	4	116,002	1	2,216	13	498,945
17. Incurred during current year	60	2,701,641	2	12,255	53	1,195,308	6	15,295	120	3,924,498
SETTLED DURING CURRENT YEAR										
18.1. By payment in full	58	2,737,710	2	12,764	52	1,175,613	7	15,396	119	3,941,483
18.2. By payment on compromised claims	0	243	0	0	0	805	0	0	0	1,048
18.3. Totals paid	59	2,737,953	2	12,764	52	1,176,419	7	15,396	119	3,942,531
18.4. Reduction by compromise	0	2,864	0	0	0	697	0	0	0	3,561
18.5. Amount rejected	0	3,763	0	0	0	1,319	0	0	0	5,082
18.6. Total settlements	59	2,744,580	2	12,764	52	1,178,434	7	15,396	119	3,951,174
19. Unpaid December 31, current year	8	336,399	0	879	5	132,876	1	2,115	13	472,268
POLICY EXHIBIT										
20. In force December 31, prior year	3,623	518,318,248	374	2,575,267	199	399,608,462	150	306,579	4,346	920,808,555
21. Issued during year	249	40,251,818	207	1,237,169	42	38,697,059	0	10	498	80,186,056
22. Other changes to in force (Net)	(307)	(31,575,200)	(219)	(1,272,035)	(26)	(32,236,340)	(24)	(109,770)	(578)	(65,193,345)
23. In force December 31 of current year	3,565	526,994,866	362	2,540,400	214	406,069,181	126	196,819	4,266	935,801,266

ACCIDENT AND HEALTH INSURANCE

	Direct Premiums	Direct Premiums Earned	Dividends Paid Or Credited On Direct Business	Direct Losses Paid	Direct Losses Incurred
24. Group policies	2,462,660	2,469,601	1,167	1,710,084	1,766,487
24.1. Federal Employees Health Benefits Program premium	10,633	10,581	0	5,510	5,608
24.2. Credit (Group and Individual)	33,670	34,393	0	13,386	11,978
24.3. Collectively renewable policies	68	62	0	341	135
24.4. Medicare Title XVIII exempt from state taxes or fees	429,682	434,342	0	355,092	361,232
Other Individual Policies:					
25.1. Non-cancellable	129,067	128,291	7,784	110,297	115,946
25.2. Guaranteed renewable	706,221	710,317	2,381	470,661	494,326
25.3. Non-renewable for stated reasons only	14,613	14,726	199	6,822	7,075
25.4. Other accident only	8,620	8,746	0	4,381	4,087
25.5. All other	14,521	14,198	0	6,547	6,204
25.6. Totals (sum of Lines 25.1 to 25.5)	873,042	876,278	10,364	598,707	627,638
26. Totals (Lines 24 + 24.1 + 24.2 + 24.3 + 24.4 + 25.6)	3,809,754	3,825,258	11,531	2,683,121	2,773,078

LIFE INSURANCE INDUSTRY AGGREGATES

ANNUAL STATEMENT FOR THE YEAR 2019 OF THE

DIRECT BUSINESS IN THE STATE OF

MINNESOTA

DURING THE YEAR

24

(000's)

LIFE INSURANCE

DIRECT PREMIUMS AND ANNUITY CONSIDERATIONS	Ordinary		Credit Life (Group and Individual)		Group		Industrial		Total	
DIRECT PREMIUMS AND ANNUITY CONSID										
1. Life insurance	4,393,230		5,558		672,789		3		5,071,580	
2. Annuity considerations	4,352,005		0		1,540,091		0		5,892,096	
3. Deposit-type contract funds	120,653		XXX		666,962		XXX		787,614	
4. Other considerations	8,727		0		2,425,655		0		2,434,382	
5. Totals (Sum of Lines 1 to 4)	8,874,615		5,558		5,305,497		3		14,185,673	
DIRECT DIVIDENDS TO POLICYHOLDERS										
Life insurance:										
6.1. Paid in cash or left on deposit	34,593		0		561		4		35,157	
6.2. Applied to pay renewal premiums	52,887		0		555		0		53,442	
6.3. Apld to pd-up adds/shortn endwt/prem-pay period	292,086		0		0		1,169		293,254	
6.4. Other life insurance	5,384		0		0		0		5,384	
6.5. Totals (Sum of Lines 6.1 to 6.4)	384,950		0		1,116		1,173		387,238	
Annuities:										
7.1. Paid in cash or left on deposit	15,015		0		19		0		15,034	
7.2. Applied to provide paid-up annuities	3,796		0		8		0		3,804	
7.3. Other	9,489		0		10,638		0		20,126	
7.4. Totals (Sum of Lines 7.1 to 7.3)	28,300		0		10,664		0		38,964	
8. Grand totals (Lines 6.5 + 7.4)	413,249		0		11,780		1,173		426,202	
DIRECT CLAIMS AND BENEFITS PAID										
9. Death benefits	4,438,937		2,839		503,219		5,107		4,950,103	
10. Matured endowments	9,247		0		9		71		9,327	
11. Annuity benefits	1,317,363		0		487,561		0		1,804,925	
12. Surrender values and withdrawals for life contracts	4,781,857		0		3,480,321		489		8,262,666	
13. Aggr write-ins for misc direct claims & benefits paid	12,410		0		7,936		0		20,346	
14. All other benefits, except accident and health	16,347		0		993		53		17,393	
15. Totals	10,576,161		2,839		4,480,039		5,721		15,064,760	
DIRECT DEATH BENEFITS AND MATURED ENDOWMENTS INCURRED	Ordinary		Credit Life (Group and Individual)		Group		Industrial		Total	
	Number	Amount	Number	Amount	Number	Amount	Number	Amount	Number	Amount
DIRECT CLAIMS AND BENEFITS PAID										
16. Unpaid Dec. 31, prior year	4	487,736	0	228	1	61,519	0	262	5	549,746
17. Incurred during current year	39	4,416,642	0	2,826	13	527,111	2	5,062	54	4,951,641
SETTLED DURING CURRENT YEAR										
18.1. By payment in full	38	4,402,718	0	2,838	12	522,989	2	5,178	53	4,933,723
18.2. By payment on compromised claims	0	80	0	0	0	1,901	0	0	0	1,981
18.3. Totals paid	38	4,402,798	0	2,838	12	524,890	2	5,178	53	4,935,704
18.4. Reduction by compromise	0	550	0	0	0	1,512	0	0	0	2,062
18.5. Amount rejected	0	2,280	0	0	0	237	0	0	0	2,516
18.6. Total settlements	38	4,405,627	0	2,838	13	526,639	2	5,178	53	4,940,283
19. Unpaid December 31, current year	4	498,752	0	216	1	61,990	0	146	6	561,104
POLICY EXHIBIT										
20. In force December 31, prior year	2,585	478,788,892	93	650,421	33	247,660,550	21	79,275	2,732	727,179,138
21. Issued during year	137	34,751,650	37	285,386	5	26,685,123	0	20	179	61,722,178
22. Other changes to in force (Net)	(174)	(26,040,627)	(41)	(313,726)	(5)	(13,085,070)	(8)	(38,783)	(228)	(39,478,206)
23. In force December 31 of current year	2,547	487,499,915	89	622,082	33	261,260,602	13	40,512	2,682	749,423,111

ACCIDENT AND HEALTH INSURANCE

	Direct Premiums	Direct Premiums Earned	Dividends Paid Or Credited On Direct Business	Direct Losses Paid	Direct Losses Incurred
24. Group policies	1,175,860	1,181,627	404	1,830,031	1,910,661
24.1. Federal Employees Health Benefits Program premium	5,511	5,484	0	3,575	3,639
24.2. Credit (Group and Individual)	6,720	6,977	0	2,880	2,683
24.3. Collectively renewable policies	37	40	0	107	61
24.4. Medicare Title XVIII exempt from state taxes or fees	88,559	89,070	0	75,612	76,436
Other Individual Policies:					
25.1. Non-cancellable	118,133	115,901	9,111	65,287	61,637
25.2. Guaranteed renewable	489,221	493,251	3,104	343,431	385,206
25.3. Non-renewable for stated reasons only	1,662	1,667	240	258	791
25.4. Other accident only	784	783	0	218	192
25.5. All other	11,122	10,209	1	5,409	6,006
25.6. Totals (sum of Lines 25.1 to 25.5)	620,923	621,811	12,456	414,603	453,832
26. Totals (Lines 24 + 24.1 + 24.2 + 24.3 + 24.4 + 25.6)	1,897,609	1,905,009	12,860	2,326,808	2,447,311

LIFE INSURANCE INDUSTRY AGGREGATES

ANNUAL STATEMENT FOR THE YEAR 2019 OF THE

DIRECT BUSINESS IN THE STATE OF

MISSISSIPPI

DURING THE YEAR

24

(000's)

LIFE INSURANCE

DIRECT PREMIUMS AND ANNUITY CONSIDERATIONS	Ordinary		Credit Life (Group and Individual)		Group		Industrial		Total	
DIRECT PREMIUMS AND ANNUITY CONSID										
1. Life insurance	1,031,983		26,437		271,107		7,928		1,337,455	
2. Annuity considerations	1,283,055		0		531,291		0		1,814,346	
3. Deposit-type contract funds	27,489		XXX		91,483		XXX		118,971	
4. Other considerations	2,635		0		154,930		0		157,565	
5. Totals (Sum of Lines 1 to 4)	2,345,162		26,437		1,048,810		7,928		3,428,337	
DIRECT DIVIDENDS TO POLICYHOLDERS										
Life insurance:										
6.1. Paid in cash or left on deposit	11,596		0		264		0		11,861	
6.2. Applied to pay renewal premiums	12,429		0		263		0		12,692	
6.3. Apld to pd-up adds/shortn endwt/prem-pay period	61,101		0		69		31		61,201	
6.4. Other life insurance	934		0		0		0		934	
6.5. Totals (Sum of Lines 6.1 to 6.4)	86,060		0		596		32		86,688	
Annuities:										
7.1. Paid in cash or left on deposit	2,589		0		0		0		2,589	
7.2. Applied to provide paid-up annuities	340		0		0		0		340	
7.3. Other	1,502		0		1,007		0		2,509	
7.4. Totals (Sum of Lines 7.1 to 7.3)	4,431		0		1,008		0		5,439	
8. Grand totals (Lines 6.5 + 7.4)	90,491		0		1,604		32		92,127	
DIRECT CLAIMS AND BENEFITS PAID										
9. Death benefits	645,826		9,668		258,140		2,539		916,172	
10. Matured endowments	2,373		0		42		133		2,548	
11. Annuity benefits	336,646		0		143,166		2		479,814	
12. Surrender values and withdrawals for life contracts	1,330,710		0		562,045		411		1,893,166	
13. Aggr write-ins for misc direct claims & benefits paid	8,630		0		385		0		9,015	
14. All other benefits, except accident and health	8,118		0		528		1		8,647	
15. Totals	2,332,303		9,668		964,305		3,086		3,309,363	
DIRECT DEATH BENEFITS AND MATURED ENDOWMENTS INCURRED	Ordinary		Credit Life (Group and Individual)		Group		Industrial		Total	
	Number	Amount	Number	Amount	Number	Amount	Number	Amount	Number	Amount
DIRECT CLAIMS AND BENEFITS PAID										
16. Unpaid Dec. 31, prior year	3	99,134	0	1,057	0	28,677	1	598	4	129,467
17. Incurred during current year	25	640,366	3	9,477	13	262,381	5	5,775	46	917,999
SETTLED DURING CURRENT YEAR										
18.1. By payment in full	24	643,279	2	8,835	12	255,999	5	5,755	44	913,868
18.2. By payment on compromised claims	0	373	0	0	0	521	0	0	0	895
18.3. Totals paid	24	643,653	2	8,835	12	256,520	5	5,755	44	914,762
18.4. Reduction by compromise	0	735	0	0	0	147	0	0	0	882
18.5. Amount rejected	0	4,393	0	0	0	1,389	0	0	0	5,781
18.6. Total settlements	24	648,780	2	8,835	12	258,055	5	5,755	44	921,425
19. Unpaid December 31, current year	4	90,721	1	1,699	1	33,003	0	618	6	126,041
POLICY EXHIBIT										
20. In force December 31, prior year	1,608	151,051,954	339	1,513,382	145	77,822,576	341	382,874	2,434	230,770,786
21. Issued during year	174	14,419,756	311	1,287,791	23	10,348,680	3	17,904	511	26,074,130
22. Other changes to in force (Net)	(166)	(11,211,019)	(313)	(1,217,583)	(13)	(7,793,970)	(14)	(26,458)	(505)	(20,249,030)
23. In force December 31 of current year	1,617	154,260,691	338	1,583,590	155	80,377,285	330	374,320	2,440	236,595,886

ACCIDENT AND HEALTH INSURANCE

	Direct Premiums	Direct Premiums Earned	Dividends Paid Or Credited On Direct Business	Direct Losses Paid	Direct Losses Incurred
24. Group policies	857,901	867,733	257	591,315	593,478
24.1. Federal Employees Health Benefits Program premium	6,931	6,944	0	4,902	4,974
24.2. Credit (Group and Individual)	24,633	23,245	0	5,706	5,544
24.3. Collectively renewable policies	55	68	0	244	92
24.4. Medicare Title XVIII exempt from state taxes or fees	139,645	138,970	0	102,694	104,550
Other Individual Policies:					
25.1. Non-cancellable	35,251	35,357	2,842	30,547	32,687
25.2. Guaranteed renewable	505,030	503,147	468	357,455	358,767
25.3. Non-renewable for stated reasons only	4,255	4,302	33	1,407	1,486
25.4. Other accident only	871	879	0	753	753
25.5. All other	7,111	7,146	0	3,482	3,346
25.6. Totals (sum of Lines 25.1 to 25.5)	552,518	550,832	3,343	393,644	397,039
26. Totals (Lines 24 + 24.1 + 24.2 + 24.3 + 24.4 + 25.6)	1,581,684	1,587,792	3,600	1,098,504	1,105,677

LIFE INSURANCE INDUSTRY AGGREGATES

ANNUAL STATEMENT FOR THE YEAR 2019 OF THE

DIRECT BUSINESS IN THE STATE OF

MISSOURI

DURING THE YEAR

24

(000's)

LIFE INSURANCE

DIRECT PREMIUMS AND ANNUITY CONSIDERATIONS	Ordinary	Credit Life (Group and Individual)	Group	Industrial	Total
DIRECT PREMIUMS AND ANNUITY CONSID					
1. Life insurance	2,303,763	13,692	664,227	60	2,981,743
2. Annuity considerations	4,607,757	0	2,012,336	0	6,620,093
3. Deposit-type contract funds	99,885	XXX	547,925	XXX	647,810
4. Other considerations	6,465	0	1,033,448	0	1,039,913
5. Totals (Sum of Lines 1 to 4)	7,017,869	13,692	4,257,937	60	11,289,559
DIRECT DIVIDENDS TO POLICYHOLDERS					
Life insurance:					
6.1. Paid in cash or left on deposit	34,198	0	570	22	34,790
6.2. Applied to pay renewal premiums	37,940	0	829	0	38,769
6.3. Apld to pd-up adds/shortn endwt/prem-pay period	214,984	0	14	1,836	216,833
6.4. Other life insurance	4,452	0	0	0	4,452
6.5. Totals (Sum of Lines 6.1 to 6.4)	291,573	0	1,412	1,858	294,843
Annuities:					
7.1. Paid in cash or left on deposit	19,224	0	93	0	19,317
7.2. Applied to provide paid-up annuities	1,468	0	5	0	1,473
7.3. Other	14,512	0	9,145	0	23,657
7.4. Totals (Sum of Lines 7.1 to 7.3)	35,204	0	9,243	0	44,447
8. Grand totals (Lines 6.5 + 7.4)	326,777	0	10,655	1,858	339,290
DIRECT CLAIMS AND BENEFITS PAID					
9. Death benefits	1,726,505	6,931	618,601	8,297	2,360,334
10. Matured endowments	10,041	0	35	440	10,516
11. Annuity benefits	1,445,345	0	737,014	18	2,182,377
12. Surrender values and withdrawals for life contracts	5,851,185	0	2,534,470	1,155	8,386,810
13. Aggr write-ins for misc direct claims & benefits paid	12,356	0	108,105	0	120,461
14. All other benefits, except accident and health	20,798	0	1,541	119	22,458
15. Totals	9,066,231	6,931	3,999,766	10,028	13,082,956

DIRECT DEATH BENEFITS AND MATURED ENDOWMENTS INCURRED	Ordinary		Credit Life (Group and Individual)		Group		Industrial		Total	
	Number	Amount	Number	Amount	Number	Amount	Number	Amount	Number	Amount
DIRECT CLAIMS AND BENEFITS PAID										
16. Unpaid Dec. 31, prior year	6	192,993	0	590	1	72,418	1	1,259	8	267,261
17. Incurred during current year	46	1,724,772	1	6,814	27	619,574	4	8,736	78	2,359,897
SETTLED DURING CURRENT YEAR										
18.1. By payment in full	45	1,726,607	1	6,706	26	623,494	4	8,737	76	2,365,543
18.2. By payment on compromised claims	0	1,134	0	0	0	692	0	0	0	1,827
18.3. Totals paid	45	1,727,741	1	6,706	26	624,186	4	8,737	76	2,367,370
18.4. Reduction by compromise	0	96	0	0	0	431	0	0	0	527
18.5. Amount rejected	0	2,089	0	0	0	1,485	0	0	0	3,574
18.6. Total settlements	45	1,729,926	1	6,706	26	626,102	4	8,737	76	2,371,471
19. Unpaid December 31, current year	8	187,839	0	699	2	65,891	1	1,258	11	255,687
POLICY EXHIBIT										
20. In force December 31, prior year	2,824	359,399,724	176	1,034,853	181	253,345,081	107	180,677	3,287	613,960,335
21. Issued during year	200	30,007,126	80	632,496	25	28,604,376	0	0	305	59,243,998
22. Other changes to in force (Net)	(233)	(22,968,871)	(112)	(705,879)	(23)	(31,432,273)	(16)	(70,945)	(384)	(55,177,967)
23. In force December 31 of current year	2,790	366,437,979	144	961,470	183	250,517,184	91	109,733	3,208	618,026,365

ACCIDENT AND HEALTH INSURANCE

	Direct Premiums	Direct Premiums Earned	Dividends Paid Or Credited On Direct Business	Direct Losses Paid	Direct Losses Incurred
24. Group policies	3,249,691	3,287,718	673	2,510,136	2,542,291
24.1. Federal Employees Health Benefits Program premium	17,940	17,853	0	16,333	16,625
24.2. Credit (Group and Individual)	10,708	9,715	0	3,024	2,854
24.3. Collectively renewable policies	144	152	0	222	237
24.4. Medicare Title XVIII exempt from state taxes or fees	302,733	302,154	0	248,031	249,370
Other Individual Policies:					
25.1. Non-cancellable	72,333	70,878	6,973	49,845	66,833
25.2. Guaranteed renewable	1,209,584	1,191,545	2,447	954,172	963,667
25.3. Non-renewable for stated reasons only	9,205	9,225	117	3,448	3,698
25.4. Other accident only	2,064	2,054	0	882	756
25.5. All other	52,697	50,591	1	27,654	26,596
25.6. Totals (sum of Lines 25.1 to 25.5)	1,345,884	1,324,294	9,538	1,036,000	1,061,551
26. Totals (Lines 24 + 24.1 + 24.2 + 24.3 + 24.4 + 25.6)	4,927,100	4,941,886	10,211	3,813,745	3,872,928

LIFE INSURANCE INDUSTRY AGGREGATES

ANNUAL STATEMENT FOR THE YEAR 2019 OF THE

DIRECT BUSINESS IN THE STATE OF

MONTANA

DURING THE YEAR

24

(000's)

LIFE INSURANCE

DIRECT PREMIUMS AND ANNUITY CONSIDERATIONS	Ordinary	Credit Life (Group and Individual)	Group	Industrial	Total
DIRECT PREMIUMS AND ANNUITY CONSID					
1. Life insurance	343,829	1,382	64,077	0	409,288
2. Annuity considerations	425,707	0	108,084	0	533,791
3. Deposit-type contract funds	13,425	XXX	31,135	XXX	44,560
4. Other considerations	498	0	159,030	0	159,528
5. Totals (Sum of Lines 1 to 4)	783,459	1,382	362,326	0	1,147,167
DIRECT DIVIDENDS TO POLICYHOLDERS					
Life insurance:					
6.1. Paid in cash or left on deposit	5,409	0	115	0	5,524
6.2. Applied to pay renewal premiums	7,740	0	138	0	7,878
6.3. Apld to pd-up adds/shortn endwt/prem-pay period	44,435	0	0	32	44,467
6.4. Other life insurance	909	0	0	0	909
6.5. Totals (Sum of Lines 6.1 to 6.4)	58,492	0	254	33	58,778
Annuities:					
7.1. Paid in cash or left on deposit	3,847	0	1	0	3,848
7.2. Applied to provide paid-up annuities	394	0	0	0	394
7.3. Other	2,594	0	177	0	2,772
7.4. Totals (Sum of Lines 7.1 to 7.3)	6,835	0	178	0	7,014
8. Grand totals (Lines 6.5 + 7.4)	65,327	0	432	33	65,792
DIRECT CLAIMS AND BENEFITS PAID					
9. Death benefits	203,570	548	63,339	580	268,037
10. Matured endowments	1,336	0	5	14	1,356
11. Annuity benefits	160,217	0	101,445	0	261,662
12. Surrender values and withdrawals for life contracts	561,612	0	220,593	21	782,226
13. Aggr write-ins for misc direct claims & benefits paid	386	0	921	0	1,307
14. All other benefits, except accident and health	3,284	0	79	9	3,372
15. Totals	930,405	548	386,382	625	1,317,959

DIRECT DEATH BENEFITS AND MATURED ENDOWMENTS INCURRED	Ordinary		Credit Life (Group and Individual)		Group		Industrial		Total	
	Number	Amount	Number	Amount	Number	Amount	Number	Amount	Number	Amount
DIRECT CLAIMS AND BENEFITS PAID										
16. Unpaid Dec. 31, prior year	1	21,959	0	34	0	7,664	0	59	1	29,717
17. Incurred during current year	5	200,021	0	638	2	61,442	0	564	8	262,664
SETTLED DURING CURRENT YEAR										
18.1. By payment in full	5	203,716	0	547	2	63,761	0	594	8	268,619
18.2. By payment on compromised claims	0	0	0	0	0	75	0	0	0	75
18.3. Totals paid	5	203,716	0	547	2	63,836	0	594	8	268,694
18.4. Reduction by compromise	0	3	0	0	0	66	0	0	0	69
18.5. Amount rejected	0	185	0	0	0	21	0	0	0	206
18.6. Total settlements	5	203,904	0	547	2	63,923	0	594	8	268,968
19. Unpaid December 31, current year	1	18,076	0	125	0	5,183	0	29	1	23,413
POLICY EXHIBIT										
20. In force December 31, prior year	352	55,419,945	15	114,472	13	26,516,644	2	7,527	382	82,058,588
21. Issued during year	22	4,897,162	6	61,069	2	2,166,835	0	0	30	7,125,066
22. Other changes to in force (Net)	(16)	(2,599,629)	(7)	(70,989)	(1)	(3,685,762)	1	4,915	(24)	(6,351,465)
23. In force December 31 of current year	358	57,717,478	13	104,551	13	24,997,717	3	12,442	388	82,832,189

ACCIDENT AND HEALTH INSURANCE

	Direct Premiums	Direct Premiums Earned	Dividends Paid Or Credited On Direct Business	Direct Losses Paid	Direct Losses Incurred
24. Group policies	214,643	214,550	153	149,066	160,196
24.1. Federal Employees Health Benefits Program premium	2,316	2,304	0	1,602	1,630
24.2. Credit (Group and Individual)	1,736	1,543	0	455	385
24.3. Collectively renewable policies	17	20	0	29	25
24.4. Medicare Title XVIII exempt from state taxes or fees	20,341	20,568	0	18,371	18,390
Other Individual Policies:					
25.1. Non-cancellable	13,396	13,226	945	12,436	14,786
25.2. Guaranteed renewable	178,926	177,488	492	127,352	130,783
25.3. Non-renewable for stated reasons only	1,312	1,355	19	235	204
25.4. Other accident only	213	215	0	342	113
25.5. All other	5,015	5,137	0	2,215	1,601
25.6. Totals (sum of Lines 25.1 to 25.5)	198,862	197,421	1,456	142,581	147,486
26. Totals (Lines 24 + 24.1 + 24.2 + 24.3 + 24.4 + 25.6)	437,915	436,406	1,609	312,104	328,113

LIFE INSURANCE INDUSTRY AGGREGATES

ANNUAL STATEMENT FOR THE YEAR 2019 OF THE

DIRECT BUSINESS IN THE STATE OF

NEBRASKA

DURING THE YEAR

24

(000's)

LIFE INSURANCE

DIRECT PREMIUMS AND ANNUITY CONSIDERATIONS	Ordinary	Credit Life (Group and Individual)	Group	Industrial	Total
DIRECT PREMIUMS AND ANNUITY CONSID					
1. Life insurance	1,007,067	1,823	198,988	1	1,207,878
2. Annuity considerations	1,478,930	0	693,536	0	2,172,466
3. Deposit-type contract funds	63,446	XXX	890,041	XXX	953,486
4. Other considerations	678	0	275,214	0	275,892
5. Totals (Sum of Lines 1 to 4)	2,550,121	1,823	2,057,779	1	4,609,723
DIRECT DIVIDENDS TO POLICYHOLDERS					
Life insurance:					
6.1. Paid in cash or left on deposit	12,223	0	156	1	12,380
6.2. Applied to pay renewal premiums	16,231	0	157	0	16,388
6.3. Apld to pd-up adds/shortn endwt/prem-pay period	93,056	0	0	382	93,438
6.4. Other life insurance	1,045	0	0	0	1,045
6.5. Totals (Sum of Lines 6.1 to 6.4)	122,556	0	313	384	123,253
Annuities:					
7.1. Paid in cash or left on deposit	14,736	0	19	0	14,754
7.2. Applied to provide paid-up annuities	1,096	0	0	0	1,096
7.3. Other	10,769	0	463	0	11,232
7.4. Totals (Sum of Lines 7.1 to 7.3)	26,601	0	482	0	27,083
8. Grand totals (Lines 6.5 + 7.4)	149,157	0	795	384	150,335
DIRECT CLAIMS AND BENEFITS PAID					
9. Death benefits	597,948	1,371	157,476	1,408	758,203
10. Matured endowments	2,816	0	24	31	2,871
11. Annuity benefits	711,236	0	234,214	0	945,450
12. Surrender values and withdrawals for life contracts	1,450,111	0	1,198,201	101	2,648,413
13. Aggr write-ins for misc direct claims & benefits paid	2,143	0	1,183	0	3,326
14. All other benefits, except accident and health	6,359	0	332	26	6,718
15. Totals	2,770,612	1,371	1,591,431	1,566	4,364,979

DIRECT DEATH BENEFITS AND MATURED ENDOWMENTS INCURRED	Ordinary		Credit Life (Group and Individual)		Group		Industrial		Total	
	Number	Amount	Number	Amount	Number	Amount	Number	Amount	Number	Amount
DIRECT CLAIMS AND BENEFITS PAID										
16. Unpaid Dec. 31, prior year	2	70,251	0	54	0	14,259	0	71	2	84,634
17. Incurred during current year	14	596,014	0	1,367	7	158,335	1	1,505	22	757,222
SETTLED DURING CURRENT YEAR										
18.1. By payment in full	14	597,515	0	1,371	7	156,092	1	1,439	22	756,416
18.2. By payment on compromised claims	0	280	0	0	0	609	0	0	0	889
18.3. Totals paid	14	597,795	0	1,371	7	156,701	1	1,439	22	757,305
18.4. Reduction by compromise	0	620	0	0	0	274	0	0	0	894
18.5. Amount rejected	0	678	0	0	0	99	0	0	0	777
18.6. Total settlements	14	599,093	0	1,371	7	157,074	1	1,439	22	758,976
19. Unpaid December 31, current year	2	67,172	0	51	0	15,520	0	137	2	82,880
POLICY EXHIBIT										
20. In force December 31, prior year	1,031	156,810,697	33	204,256	48	83,545,882	9	28,550	1,121	240,589,385
21. Issued during year	56	12,795,542	8	110,698	6	6,272,417	0	6	69	19,178,663
22. Other changes to in force (Net)	(64)	(8,679,191)	(11)	(137,528)	(6)	(5,301,367)	(3)	(17,476)	(84)	(14,135,562)
23. In force December 31 of current year	1,023	160,927,048	30	177,425	48	84,516,933	6	11,079	1,106	245,632,486

ACCIDENT AND HEALTH INSURANCE

	Direct Premiums	Direct Premiums Earned	Dividends Paid Or Credited On Direct Business	Direct Losses Paid	Direct Losses Incurred
24. Group policies	1,032,893	1,043,476	225	759,860	796,428
24.1. Federal Employees Health Benefits Program premium	4,075	4,056	0	2,242	2,282
24.2. Credit (Group and Individual)	2,210	2,534	0	1,479	969
24.3. Collectively renewable policies	40	40	0	20	17
24.4. Medicare Title XVIII exempt from state taxes or fees	95,550	94,704	0	84,321	84,322
Other Individual Policies:					
25.1. Non-cancellable	34,979	34,245	2,375	16,620	20,528
25.2. Guaranteed renewable	464,942	458,524	790	380,896	404,978
25.3. Non-renewable for stated reasons only	6,301	6,363	128	1,984	1,248
25.4. Other accident only	577	569	0	284	279
25.5. All other	7,671	7,677	0	4,183	4,232
25.6. Totals (sum of Lines 25.1 to 25.5)	514,470	507,378	3,293	403,967	431,266
26. Totals (Lines 24 + 24.1 + 24.2 + 24.3 + 24.4 + 25.6)	1,649,239	1,652,189	3,518	1,251,889	1,315,283

LIFE INSURANCE INDUSTRY AGGREGATES

ANNUAL STATEMENT FOR THE YEAR 2019 OF THE

DIRECT BUSINESS IN THE STATE OF

NEVADA

DURING THE YEAR

24

(000's)

LIFE INSURANCE

DIRECT PREMIUMS AND ANNUITY CONSIDERATIONS	Ordinary		Credit Life (Group and Individual)		Group		Industrial		Total	
DIRECT PREMIUMS AND ANNUITY CONSID										
1. Life insurance	1,013,630		1,310		212,925		4		1,227,869	
2. Annuity considerations	1,421,328		0		514,767		0		1,936,094	
3. Deposit-type contract funds	28,570		XXX		158,035		XXX		186,604	
4. Other considerations	3,356		0		478,678		0		482,034	
5. Totals (Sum of Lines 1 to 4)	2,466,882		1,310		1,364,404		4		3,832,601	
DIRECT DIVIDENDS TO POLICYHOLDERS										
Life insurance:										
6.1. Paid in cash or left on deposit	8,653		0		194		1		8,849	
6.2. Applied to pay renewal premiums	9,910		0		169		0		10,079	
6.3. Apld to pd-up adds/shortn endwt/prem-pay period	65,139		0		0		113		65,252	
6.4. Other life insurance	695		0		0		0		695	
6.5. Totals (Sum of Lines 6.1 to 6.4)	84,397		0		364		115		84,875	
Annuities:										
7.1. Paid in cash or left on deposit	9,626		0		3		0		9,629	
7.2. Applied to provide paid-up annuities	398		0		0		0		398	
7.3. Other	4,388		0		7,879		0		12,267	
7.4. Totals (Sum of Lines 7.1 to 7.3)	14,413		0		7,882		0		22,295	
8. Grand totals (Lines 6.5 + 7.4)	98,810		0		8,245		115		107,170	
DIRECT CLAIMS AND BENEFITS PAID										
9. Death benefits	505,311		323		229,573		694		735,902	
10. Matured endowments	1,453		0		27		16		1,497	
11. Annuity benefits	367,979		0		266,318		0		634,297	
12. Surrender values and withdrawals for life contracts	1,505,676		0		823,782		142		2,329,600	
13. Aggr write-ins for misc direct claims & benefits paid	10,273		0		16,952		0		27,225	
14. All other benefits, except accident and health	6,238		0		409		10		6,657	
15. Totals	2,396,931		323		1,337,061		862		3,735,178	
DIRECT DEATH BENEFITS AND MATURED ENDOWMENTS INCURRED	Ordinary		Credit Life (Group and Individual)		Group		Industrial		Total	
	Number	Amount	Number	Amount	Number	Amount	Number	Amount	Number	Amount
DIRECT CLAIMS AND BENEFITS PAID										
16. Unpaid Dec. 31, prior year	1	59,863	0	47	1	17,294	0	47	2	77,252
17. Incurred during current year	9	527,224	0	290	9	228,082	0	711	19	756,306
SETTLED DURING CURRENT YEAR										
18.1. By payment in full	9	510,013	0	308	9	229,418	0	710	18	740,449
18.2. By payment on compromised claims	0	210	0	0	0	328	0	0	0	538
18.3. Totals paid	9	510,223	0	308	9	229,747	0	710	18	740,987
18.4. Reduction by compromise	0	613	0	0	0	347	0	0	0	960
18.5. Amount rejected	0	2,493	0	0	0	770	0	0	0	3,263
18.6. Total settlements	9	513,329	0	308	9	230,863	0	710	18	745,209
19. Unpaid December 31, current year	2	73,758	0	30	1	14,513	0	48	2	88,349
POLICY EXHIBIT										
20. In force December 31, prior year	751	149,614,753	25	101,458	55	82,390,882	4	10,851	835	232,117,944
21. Issued during year	82	15,515,077	7	62,778	5	12,929,664	0	0	94	28,507,520
22. Other changes to in force (Net)	(54)	(9,722,810)	(9)	(63,419)	(7)	(11,968,326)	4	25,365	(65)	(21,729,188)
23. In force December 31 of current year	779	155,407,021	23	100,818	53	83,352,221	8	36,216	864	238,896,275

ACCIDENT AND HEALTH INSURANCE

	Direct Premiums	Direct Premiums Earned	Dividends Paid Or Credited On Direct Business	Direct Losses Paid	Direct Losses Incurred
24. Group policies	1,004,009	1,009,682	618	749,803	751,364
24.1. Federal Employees Health Benefits Program premium	10,566	10,548	0	7,509	7,633
24.2. Credit (Group and Individual)	1,482	1,006	0	161	156
24.3. Collectively renewable policies	32	34	0	209	35
24.4. Medicare Title XVIII exempt from state taxes or fees	143,748	142,942	0	117,894	120,123
Other Individual Policies:					
25.1. Non-cancellable	26,794	26,239	1,384	29,531	22,357
25.2. Guaranteed renewable	230,919	225,423	333	133,203	138,769
25.3. Non-renewable for stated reasons only	2,950	2,934	23	878	192
25.4. Other accident only	1,820	943	0	310	305
25.5. All other	13,996	14,037	0	11,288	11,397
25.6. Totals (sum of Lines 25.1 to 25.5)	276,479	269,575	1,740	175,209	173,020
26. Totals (Lines 24 + 24.1 + 24.2 + 24.3 + 24.4 + 25.6)	1,436,316	1,433,785	2,359	1,050,785	1,052,331

LIFE INSURANCE INDUSTRY AGGREGATES

ANNUAL STATEMENT FOR THE YEAR 2019 OF THE

DIRECT BUSINESS IN THE STATE OF

NEW HAMPSHIRE

DURING THE YEAR

24

(000's)

LIFE INSURANCE

DIRECT PREMIUMS AND ANNUITY CONSIDERATIONS	Ordinary		Credit Life (Group and Individual)		Group		Industrial		Total	
DIRECT PREMIUMS AND ANNUITY CONSID										
1. Life insurance	510,352		2,541		136,306		0		649,200	
2. Annuity considerations	1,377,134		0		670,457		0		2,047,591	
3. Deposit-type contract funds	29,413		XXX		64,156		XXX		93,568	
4. Other considerations	537		0		215,045		0		215,582	
5. Totals (Sum of Lines 1 to 4)	1,917,436		2,541		1,085,964		0		3,005,941	
DIRECT DIVIDENDS TO POLICYHOLDERS										
Life insurance:										
6.1. Paid in cash or left on deposit	8,949		0		253		1		9,203	
6.2. Applied to pay renewal premiums	15,749		0		163		0		15,913	
6.3. Apld to pd-up adds/shortn endwt/prem-pay period	64,710		0		1		84		64,794	
6.4. Other life insurance	1,169		0		0		0		1,169	
6.5. Totals (Sum of Lines 6.1 to 6.4)	90,576		0		417		84		91,078	
Annuities:										
7.1. Paid in cash or left on deposit	16,693		0		32		0		16,725	
7.2. Applied to provide paid-up annuities	1,283		0		0		0		1,283	
7.3. Other	10,631		0		1,675		0		12,306	
7.4. Totals (Sum of Lines 7.1 to 7.3)	28,608		0		1,707		0		30,315	
8. Grand totals (Lines 6.5 + 7.4)	119,184		0		2,124		84		121,393	
DIRECT CLAIMS AND BENEFITS PAID										
9. Death benefits	274,977		2,036		119,172		1,342		397,528	
10. Matured endowments	2,722		0		10		51		2,783	
11. Annuity benefits	391,790		0		158,819		0		550,609	
12. Surrender values and withdrawals for life contracts	1,320,014		0		732,682		168		2,052,865	
13. Aggr write-ins for misc direct claims & benefits paid	4,693		0		70,016		0		74,709	
14. All other benefits, except accident and health	4,879		0		173		5		5,057	
15. Totals	1,999,075		2,036		1,080,873		1,567		3,083,551	
DIRECT DEATH BENEFITS AND MATURED ENDOWMENTS INCURRED	Ordinary		Credit Life (Group and Individual)		Group		Industrial		Total	
	Number	Amount	Number	Amount	Number	Amount	Number	Amount	Number	Amount
DIRECT CLAIMS AND BENEFITS PAID										
16. Unpaid Dec. 31, prior year	1	31,966	0	(5)	0	8,500	0	113	1	40,574
17. Incurred during current year	8	283,128	0	1,960	4	120,735	1	1,439	13	407,262
SETTLED DURING CURRENT YEAR										
18.1. By payment in full	8	281,457	0	2,010	4	118,566	1	1,393	13	403,427
18.2. By payment on compromised claims	0	6	0	0	0	373	0	0	0	379
18.3. Totals paid	8	281,463	0	2,010	4	118,939	1	1,393	13	403,806
18.4. Reduction by compromise	0	0	0	0	0	92	0	0	0	92
18.5. Amount rejected	0	0	0	0	0	220	0	0	0	220
18.6. Total settlements	8	281,463	0	2,010	4	119,251	1	1,393	13	404,118
19. Unpaid December 31, current year	1	33,630	0	(55)	0	9,984	0	159	1	43,718
POLICY EXHIBIT										
20. In force December 31, prior year	492	91,342,760	43	528,406	18	49,919,981	5	15,861	558	141,807,009
21. Issued during year	24	6,225,133	21	215,093	3	5,410,909	0	0	47	11,851,136
22. Other changes to in force (Net)	(25)	(4,777,612)	(25)	(254,884)	(2)	(6,800,216)	4	23,644	(48)	(11,809,069)
23. In force December 31 of current year	491	92,790,281	39	488,616	19	48,530,675	9	39,505	557	141,849,076

ACCIDENT AND HEALTH INSURANCE

	Direct Premiums	Direct Premiums Earned	Dividends Paid Or Credited On Direct Business	Direct Losses Paid	Direct Losses Incurred
24. Group policies	524,184	526,712	162	424,675	432,112
24.1. Federal Employees Health Benefits Program premium	3,262	3,246	0	2,337	2,379
24.2. Credit (Group and Individual)	7,670	8,043	0	2,363	2,302
24.3. Collectively renewable policies	74	149	0	120	37
24.4. Medicare Title XVIII exempt from state taxes or fees	53,802	54,809	0	45,971	46,981
Other Individual Policies:					
25.1. Non-cancellable	23,454	23,309	1,714	15,837	19,137
25.2. Guaranteed renewable	138,218	139,646	428	98,589	112,569
25.3. Non-renewable for stated reasons only	3,775	3,742	58	1,465	1,584
25.4. Other accident only	164	137	0	176	16
25.5. All other	666	652	0	282	671
25.6. Totals (sum of Lines 25.1 to 25.5)	166,277	167,486	2,200	116,350	133,976
26. Totals (Lines 24 + 24.1 + 24.2 + 24.3 + 24.4 + 25.6)	755,269	760,445	2,362	591,817	617,788

LIFE INSURANCE INDUSTRY AGGREGATES

ANNUAL STATEMENT FOR THE YEAR 2019 OF THE

DIRECT BUSINESS IN THE STATE OF

NEW JERSEY

DURING THE YEAR

24

(000's)

LIFE INSURANCE

DIRECT PREMIUMS AND ANNUITY CONSIDERATIONS	Ordinary		Credit Life (Group and Individual)		Group		Industrial		Total	
DIRECT PREMIUMS AND ANNUITY CONSID										
1. Life insurance	5,517,495		3,638		1,358,117		70		6,879,321	
2. Annuity considerations	8,624,556		0		5,365,062		0		13,989,619	
3. Deposit-type contract funds	178,511		XXX		1,184,702		XXX		1,363,213	
4. Other considerations	9,333		0		3,112,311		0		3,121,643	
5. Totals (Sum of Lines 1 to 4)	14,329,895		3,638		11,020,192		70		25,353,796	
DIRECT DIVIDENDS TO POLICYHOLDERS										
Life insurance:										
6.1. Paid in cash or left on deposit	63,808		0		1,753		20		65,580	
6.2. Applied to pay renewal premiums	108,794		0		1,477		0		110,270	
6.3. Apld to pd-up adds/shortn endwt/prem-pay period	524,748		0		1		2,707		527,456	
6.4. Other life insurance	5,468		0		0		0		5,468	
6.5. Totals (Sum of Lines 6.1 to 6.4)	702,818		0		3,230		2,727		708,774	
Annuities:										
7.1. Paid in cash or left on deposit	54,533		0		253		0		54,786	
7.2. Applied to provide paid-up annuities	2,177		0		0		0		2,177	
7.3. Other	48,564		0		25,633		0		74,197	
7.4. Totals (Sum of Lines 7.1 to 7.3)	105,274		0		25,887		0		131,160	
8. Grand totals (Lines 6.5 + 7.4)	808,091		0		29,116		2,727		839,935	
DIRECT CLAIMS AND BENEFITS PAID										
9. Death benefits	2,691,841		1,205		1,234,432		11,572		3,939,050	
10. Matured endowments	15,519		0		1,001		539		17,059	
11. Annuity benefits	1,934,031		0		1,484,725		0		3,418,756	
12. Surrender values and withdrawals for life contracts	7,138,548		0		8,912,253		5,420		16,056,221	
13. Aggr write-ins for misc direct claims & benefits paid	52,932		0		64,028		0		116,960	
14. All other benefits, except accident and health	46,774		0		6,663		190		53,627	
15. Totals	11,879,645		1,205		11,703,102		17,721		23,601,673	
DIRECT DEATH BENEFITS AND MATURED ENDOWMENTS INCURRED	Ordinary		Credit Life (Group and Individual)		Group		Industrial		Total	
	Number	Amount	Number	Amount	Number	Amount	Number	Amount	Number	Amount
DIRECT CLAIMS AND BENEFITS PAID										
16. Unpaid Dec. 31, prior year	7	395,015	0	134	2	118,220	0	870	9	514,238
17. Incurred during current year	48	2,728,805	0	1,230	35	1,345,901	6	11,951	90	4,087,887
SETTLED DURING CURRENT YEAR										
18.1. By payment in full	49	2,703,182	0	1,231	35	1,342,327	6	12,099	89	4,058,839
18.2. By payment on compromised claims	0	760	0	0	0	2,455	0	0	0	3,216
18.3. Totals paid	49	2,703,942	0	1,231	35	1,344,782	6	12,099	89	4,062,054
18.4. Reduction by compromise	0	5,682	0	0	0	1,227	0	0	0	6,909
18.5. Amount rejected	0	7,201	0	0	0	813	0	0	0	8,014
18.6. Total settlements	49	2,716,825	0	1,231	35	1,346,822	6	12,099	89	4,076,977
19. Unpaid December 31, current year	7	406,995	0	132	2	117,299	0	722	10	525,148
POLICY EXHIBIT										
20. In force December 31, prior year	3,538	895,148,197	53	454,650	113	598,862,562	108	240,610	3,812	1,494,706,019
21. Issued during year	235	70,236,438	24	291,771	36	40,836,931	0	0	294	111,365,139
22. Other changes to in force (Net)	(283)	(50,206,483)	(28)	(299,598)	(20)	(75,433,304)	(6)	(4,352)	(337)	(125,943,737)
23. In force December 31 of current year	3,490	915,178,152	49	446,823	128	564,266,189	102	236,258	3,769	1,480,127,422

ACCIDENT AND HEALTH INSURANCE

	Direct Premiums	Direct Premiums Earned	Dividends Paid Or Credited On Direct Business	Direct Losses Paid	Direct Losses Incurred
24. Group policies	5,193,712	5,239,270	2,779	4,167,831	4,301,326
24.1. Federal Employees Health Benefits Program premium	29,631	29,487	0	26,712	27,191
24.2. Credit (Group and Individual)	6,591	5,278	0	3,375	3,285
24.3. Collectively renewable policies	815	879	0	474	210
24.4. Medicare Title XVIII exempt from state taxes or fees	2,240,652	2,255,530	0	1,900,076	1,944,440
Other Individual Policies:					
25.1. Non-cancellable	232,145	232,427	13,995	182,432	190,707
25.2. Guaranteed renewable	762,813	772,174	2,947	536,721	588,872
25.3. Non-renewable for stated reasons only	4,560	4,816	247	1,678	1,283
25.4. Other accident only	2,166	2,169	0	1,058	1,337
25.5. All other	6,628	6,568	0	2,781	2,664
25.6. Totals (sum of Lines 25.1 to 25.5)	1,008,311	1,018,153	17,190	724,670	784,862
26. Totals (Lines 24 + 24.1 + 24.2 + 24.3 + 24.4 + 25.6)	8,479,713	8,548,596	19,969	6,823,139	7,061,314

LIFE INSURANCE INDUSTRY AGGREGATES

ANNUAL STATEMENT FOR THE YEAR 2019 OF THE

DIRECT BUSINESS IN THE STATE OF

NEW MEXICO

DURING THE YEAR

24

(000's)

LIFE INSURANCE

DIRECT PREMIUMS AND ANNUITY CONSIDERATIONS	Ordinary	Credit Life (Group and Individual)	Group	Industrial	Total
DIRECT PREMIUMS AND ANNUITY CONSID					
1. Life insurance	503,239	5,422	179,057	5	687,723
2. Annuity considerations	923,022	0	233,180	0	1,156,202
3. Deposit-type contract funds	41,074	XXX	396,153	XXX	437,227
4. Other considerations	2,618	0	446,987	0	449,605
5. Totals (Sum of Lines 1 to 4)	1,469,953	5,422	1,255,377	5	2,730,757
DIRECT DIVIDENDS TO POLICYHOLDERS					
Life insurance:					
6.1. Paid in cash or left on deposit	7,568	0	242	1	7,811
6.2. Applied to pay renewal premiums	8,128	0	199	0	8,327
6.3. Apld to pd-up adds/shortn endwt/prem-pay period	49,078	0	3	131	49,212
6.4. Other life insurance	948	0	0	0	948
6.5. Totals (Sum of Lines 6.1 to 6.4)	65,723	0	444	132	66,299
Annuities:					
7.1. Paid in cash or left on deposit	11,120	0	28	0	11,148
7.2. Applied to provide paid-up annuities	288	0	1	0	289
7.3. Other	5,183	0	1,202	0	6,385
7.4. Totals (Sum of Lines 7.1 to 7.3)	16,590	0	1,232	0	17,821
8. Grand totals (Lines 6.5 + 7.4)	82,312	0	1,676	132	84,120
DIRECT CLAIMS AND BENEFITS PAID					
9. Death benefits	295,039	2,247	194,493	636	492,416
10. Matured endowments	1,621	0	21	25	1,667
11. Annuity benefits	250,778	0	337,429	0	588,207
12. Surrender values and withdrawals for life contracts	879,000	0	372,811	119	1,251,930
13. Aggr write-ins for misc direct claims & benefits paid	2,651	0	5,480	0	8,131
14. All other benefits, except accident and health	4,808	0	3,319	9	8,136
15. Totals	1,433,897	2,247	913,553	789	2,350,486

DIRECT DEATH BENEFITS AND MATURED ENDOWMENTS INCURRED	Ordinary		Credit Life (Group and Individual)		Group		Industrial		Total	
	Number	Amount	Number	Amount	Number	Amount	Number	Amount	Number	Amount
DIRECT CLAIMS AND BENEFITS PAID										
16. Unpaid Dec. 31, prior year	1	46,021	0	193	0	19,665	0	85	2	65,964
17. Incurred during current year	9	296,045	0	2,236	9	195,216	0	635	18	494,131
SETTLED DURING CURRENT YEAR										
18.1. By payment in full	9	296,098	0	2,161	9	195,140	0	661	18	494,060
18.2. By payment on compromised claims	0	13	0	0	0	31	0	0	0	43
18.3. Totals paid	9	296,110	0	2,161	9	195,170	0	661	18	494,103
18.4. Reduction by compromise	0	158	0	0	0	221	0	0	0	380
18.5. Amount rejected	0	816	0	0	0	417	0	0	0	1,233
18.6. Total settlements	9	297,085	0	2,161	9	195,809	0	661	18	495,716
19. Unpaid December 31, current year	1	44,982	0	268	1	19,071	0	59	2	64,380
POLICY EXHIBIT										
20. In force December 31, prior year	608	73,308,530	84	750,988	60	80,276,630	14	15,138	765	154,351,286
21. Issued during year	49	6,005,197	31	378,666	5	10,406,471	0	0	85	16,790,334
22. Other changes to in force (Net)	(40)	(4,777,040)	(37)	(402,901)	(6)	(11,389,482)	7	46,979	(75)	(16,522,444)
23. In force December 31 of current year	617	74,536,687	78	726,753	59	79,293,618	21	62,117	775	154,619,176

ACCIDENT AND HEALTH INSURANCE

	Direct Premiums	Direct Premiums Earned	Dividends Paid Or Credited On Direct Business	Direct Losses Paid	Direct Losses Incurred
24. Group policies	462,008	464,919	234	318,974	330,940
24.1. Federal Employees Health Benefits Program premium	4,261	4,241	0	2,312	2,354
24.2. Credit (Group and Individual)	4,975	4,942	0	2,281	2,139
24.3. Collectively renewable policies	20	22	0	43	18
24.4. Medicare Title XVIII exempt from state taxes or fees	503,467	509,451	0	387,802	398,442
Other Individual Policies:					
25.1. Non-cancellable	14,159	14,046	816	12,404	12,779
25.2. Guaranteed renewable	142,786	142,419	292	89,700	98,725
25.3. Non-renewable for stated reasons only	756	764	16	183	207
25.4. Other accident only	311	309	0	589	577
25.5. All other	4,036	4,100	0	1,944	1,673
25.6. Totals (sum of Lines 25.1 to 25.5)	162,047	161,637	1,124	104,821	113,961
26. Totals (Lines 24 + 24.1 + 24.2 + 24.3 + 24.4 + 25.6)	1,136,779	1,145,212	1,358	816,233	847,854

LIFE INSURANCE INDUSTRY AGGREGATES

ANNUAL STATEMENT FOR THE YEAR 2019 OF THE

DIRECT BUSINESS IN THE STATE OF

NEW YORK

DURING THE YEAR

24

(000's)

LIFE INSURANCE

DIRECT PREMIUMS AND ANNUITY CONSIDERATIONS	Ordinary	Credit Life (Group and Individual)	Group	Industrial	Total
DIRECT PREMIUMS AND ANNUITY CONSID					
1. Life insurance	11,191,412	23,768	1,801,803	35	13,017,017
2. Annuity considerations	14,065,123	13	5,566,687	0	19,631,823
3. Deposit-type contract funds	29,589,807	XXX	34,748,689	XXX	64,338,496
4. Other considerations	61,967	0	6,282,982	0	6,344,949
5. Totals (Sum of Lines 1 to 4)	54,908,309	23,781	48,400,161	35	103,332,285
DIRECT DIVIDENDS TO POLICYHOLDERS					
Life insurance:					
6.1. Paid in cash or left on deposit	127,856	0	3,332	58	131,246
6.2. Applied to pay renewal premiums	263,367	0	4,223	0	267,590
6.3. Apld to pd-up adds/shortn endwrt/prem-pay period	1,334,760	0	18	2,245	1,337,022
6.4. Other life insurance	15,115	0	0	0	15,115
6.5. Totals (Sum of Lines 6.1 to 6.4)	1,741,098	0	7,572	2,303	1,750,973
Annuities:					
7.1. Paid in cash or left on deposit	180,440	0	383	0	180,824
7.2. Applied to provide paid-up annuities	2,681	0	0	0	2,681
7.3. Other	174,653	0	37,302	0	211,956
7.4. Totals (Sum of Lines 7.1 to 7.3)	357,774	0	37,685	0	395,460
8. Grand totals (Lines 6.5 + 7.4)	2,098,873	0	45,258	2,303	2,146,433
DIRECT CLAIMS AND BENEFITS PAID					
9. Death benefits	5,798,740	15,536	1,602,199	18,040	7,434,515
10. Matured endowments	35,819	0	594	943	37,356
11. Annuity benefits	4,278,221	0	2,530,906	0	6,809,128
12. Surrender values and withdrawals for life contracts	14,877,620	0	14,083,946	9,085	28,970,652
13. Aggr write-ins for misc direct claims & benefits paid	13,725	0	3,248,100	0	3,261,825
14. All other benefits, except accident and health	82,819	0	10,251	85	93,155
15. Totals	25,086,944	15,536	21,475,997	28,153	46,606,630

DIRECT DEATH BENEFITS AND MATURED ENDOWMENTS INCURRED	Ordinary		Credit Life (Group and Individual)		Group		Industrial		Total	
	Number	Amount	Number	Amount	Number	Amount	Number	Amount	Number	Amount
DIRECT CLAIMS AND BENEFITS PAID										
16. Unpaid Dec. 31, prior year	17	742,590	0	284	4	158,365	1	1,851	22	903,089
17. Incurred during current year	105	5,980,712	1	15,216	55	1,625,974	10	20,017	172	7,641,918
SETTLED DURING CURRENT YEAR										
18.1. By payment in full	105	5,780,112	1	15,536	55	1,630,445	10	18,972	172	7,445,065
18.2. By payment on compromised claims	0	5,244	0	0	0	2,067	0	0	0	7,312
18.3. Totals paid	105	5,785,356	1	15,536	55	1,632,512	10	18,972	172	7,452,377
18.4. Reduction by compromise	0	6,616	0	0	0	931	0	0	0	7,547
18.5. Amount rejected	0	10,971	0	0	0	2,675	0	0	0	13,646
18.6. Total settlements	105	5,802,942	1	15,536	55	1,636,119	10	18,972	172	7,473,570
19. Unpaid December 31, current year	17	920,359	0	(37)	4	148,220	1	2,895	22	1,071,438
POLICY EXHIBIT										
20. In force December 31, prior year	7,375	1,679,938,634	604	4,415,654	132	809,820,717	146	304,589	8,257	2,494,479,594
21. Issued during year	427	134,935,431	211	2,446,179	37	61,808,199	0	10	676	199,189,819
22. Other changes to in force (Net)	(546)	(98,389,899)	(217)	(2,518,887)	18	(66,486,128)	(36)	(150,107)	(780)	(167,545,021)
23. In force December 31 of current year	7,256	1,716,484,166	598	4,342,947	188	805,142,788	110	154,492	8,152	2,526,124,393

ACCIDENT AND HEALTH INSURANCE

	Direct Premiums	Direct Premiums Earned	Dividends Paid Or Credited On Direct Business	Direct Losses Paid	Direct Losses Incurred
24. Group policies	7,143,690	7,104,763	3,515	5,892,697	5,989,657
24.1. Federal Employees Health Benefits Program premium	76,683	76,307	0	70,783	72,051
24.2. Credit (Group and Individual)	41,577	39,562	0	21,009	20,078
24.3. Collectively renewable policies	3,926	4,427	0	3,890	2,004
24.4. Medicare Title XVIII exempt from state taxes or fees	2,301,027	2,308,111	0	1,938,334	2,001,380
Other Individual Policies:					
25.1. Non-cancellable	474,886	477,153	29,078	414,135	428,531
25.2. Guaranteed renewable	1,376,503	1,403,194	5,973	1,052,217	1,267,987
25.3. Non-renewable for stated reasons only	11,785	11,953	544	6,555	6,254
25.4. Other accident only	5,177	5,131	0	1,864	1,927
25.5. All other	9,356	9,048	0	5,883	6,397
25.6. Totals (sum of Lines 25.1 to 25.5)	1,877,707	1,906,479	35,595	1,480,654	1,711,097
26. Totals (Lines 24 + 24.1 + 24.2 + 24.3 + 24.4 + 25.6)	11,444,611	11,439,650	39,110	9,407,366	9,796,266

LIFE INSURANCE INDUSTRY AGGREGATES

ANNUAL STATEMENT FOR THE YEAR 2019 OF THE

DIRECT BUSINESS IN THE STATE OF

NORTH CAROLINA

DURING THE YEAR

24

(000's)

LIFE INSURANCE

DIRECT PREMIUMS AND ANNUITY CONSIDERATIONS	Ordinary		Credit Life (Group and Individual)		Group		Industrial		Total	
DIRECT PREMIUMS AND ANNUITY CONSID										
1. Life insurance	4,035,178		28,857		1,096,970		591		5,161,596	
2. Annuity considerations	7,019,449		0		1,951,361		0		8,970,810	
3. Deposit-type contract funds	171,081		XXX		606,168		XXX		777,249	
4. Other considerations	5,507		0		1,349,360		0		1,354,866	
5. Totals (Sum of Lines 1 to 4)	11,231,214		28,857		5,003,859		591		16,264,521	
DIRECT DIVIDENDS TO POLICYHOLDERS										
Life insurance:										
6.1. Paid in cash or left on deposit	46,146		0		1,089		126		47,361	
6.2. Applied to pay renewal premiums	81,008		0		664		0		81,672	
6.3. Apld to pd-up adds/shortn endwt/prem-pay period	382,893		0		82		1,292		384,267	
6.4. Other life insurance	7,187		0		0		0		7,187	
6.5. Totals (Sum of Lines 6.1 to 6.4)	517,234		0		1,835		1,418		520,487	
Annuities:										
7.1. Paid in cash or left on deposit	50,925		0		64		0		50,990	
7.2. Applied to provide paid-up annuities	2,620		0		0		0		2,620	
7.3. Other	37,454		0		3,577		0		41,031	
7.4. Totals (Sum of Lines 7.1 to 7.3)	90,999		0		3,641		0		94,640	
8. Grand totals (Lines 6.5 + 7.4)	608,233		0		5,476		1,418		615,127	
DIRECT CLAIMS AND BENEFITS PAID										
9. Death benefits	2,717,949		15,945		1,016,880		8,929		3,759,703	
10. Matured endowments	11,049		0		161		669		11,880	
11. Annuity benefits	1,891,592		0		586,283		12		2,477,887	
12. Surrender values and withdrawals for life contracts	7,207,604		0		2,231,726		2,823		9,442,153	
13. Aggr write-ins for misc direct claims & benefits paid	37,750		0		90,587		0		128,337	
14. All other benefits, except accident and health	32,231		0		1,545		45		33,820	
15. Totals	11,898,174		15,945		3,927,182		12,478		15,853,779	
DIRECT DEATH BENEFITS AND MATURED ENDOWMENTS INCURRED	Ordinary		Credit Life (Group and Individual)		Group		Industrial		Total	
	Number	Amount	Number	Amount	Number	Amount	Number	Amount	Number	Amount
DIRECT CLAIMS AND BENEFITS PAID										
16. Unpaid Dec. 31, prior year	8	293,818	0	942	2	101,505	2	1,864	13	398,129
17. Incurred during current year	86	2,824,434	5	15,798	33	1,009,968	9	9,742	133	3,859,941
SETTLED DURING CURRENT YEAR										
18.1. By payment in full	84	2,717,169	5	15,760	33	1,002,325	9	9,567	131	3,744,821
18.2. By payment on compromised claims	0	662	0	0	0	1,331	0	0	0	1,994
18.3. Totals paid	84	2,717,831	5	15,760	33	1,003,656	9	9,567	131	3,746,815
18.4. Reduction by compromise	0	1,901	0	0	0	1,056	0	0	0	2,957
18.5. Amount rejected	0	5,491	0	0	0	3,835	0	3	0	9,329
18.6. Total settlements	84	2,725,224	5	15,760	33	1,008,548	9	9,570	131	3,759,101
19. Unpaid December 31, current year	11	393,029	0	979	3	102,925	2	2,036	15	498,969
POLICY EXHIBIT										
20. In force December 31, prior year	5,029	619,655,769	535	2,644,343	187	470,229,583	303	339,379	6,054	1,092,869,074
21. Issued during year	433	51,854,981	410	2,706,941	46	50,642,284	0	0	890	105,204,206
22. Other changes to in force (Net)	(438)	(34,942,901)	(403)	(2,566,841)	(37)	(109,215,864)	(9)	37,407	(887)	(146,688,198)
23. In force December 31 of current year	5,024	636,567,849	542	2,784,443	197	411,656,003	294	376,787	6,057	1,051,385,082

ACCIDENT AND HEALTH INSURANCE

	Direct Premiums	Direct Premiums Earned	Dividends Paid Or Credited On Direct Business	Direct Losses Paid	Direct Losses Incurred
24. Group policies	3,692,545	3,708,602	914	2,851,959	2,907,825
24.1. Federal Employees Health Benefits Program premium	26,961	26,938	0	22,517	22,883
24.2. Credit (Group and Individual)	44,488	40,405	0	15,212	15,001
24.3. Collectively renewable policies	235	275	0	512	244
24.4. Medicare Title XVIII exempt from state taxes or fees	1,505,719	1,498,260	0	1,282,771	1,304,612
Other Individual Policies:					
25.1. Non-cancellable	156,798	154,380	12,571	111,717	98,342
25.2. Guaranteed renewable	1,228,785	1,227,925	3,096	864,674	947,780
25.3. Non-renewable for stated reasons only	16,809	16,869	244	6,670	6,944
25.4. Other accident only	3,472	3,457	0	1,158	1,259
25.5. All other	63,227	63,019	2	31,377	36,451
25.6. Totals (sum of Lines 25.1 to 25.5)	1,469,090	1,465,649	15,912	1,015,595	1,090,775
26. Totals (Lines 24 + 24.1 + 24.2 + 24.3 + 24.4 + 25.6)	6,739,037	6,740,129	16,827	5,188,566	5,341,340

LIFE INSURANCE INDUSTRY AGGREGATES

ANNUAL STATEMENT FOR THE YEAR 2019 OF THE

DIRECT BUSINESS IN THE STATE OF

NORTH DAKOTA

DURING THE YEAR

24

(000's)

LIFE INSURANCE

DIRECT PREMIUMS AND ANNUITY CONSIDERATIONS	Ordinary		Credit Life (Group and Individual)		Group		Industrial		Total	
DIRECT PREMIUMS AND ANNUITY CONSID										
1. Life insurance	421,014		3,431		85,841		0		510,286	
2. Annuity considerations	645,720		0		93,326		0		739,046	
3. Deposit-type contract funds	30,282		XXX		56,633		XXX		86,915	
4. Other considerations	1,981		0		142,312		0		144,293	
5. Totals (Sum of Lines 1 to 4)	1,098,997		3,431		378,112		0		1,480,540	
DIRECT DIVIDENDS TO POLICYHOLDERS										
Life insurance:										
6.1. Paid in cash or left on deposit	3,803		0		77		0		3,881	
6.2. Applied to pay renewal premiums	5,845		0		104		0		5,948	
6.3. Apld to pd-up adds/shortn endwt/prem-pay period	37,485		0		0		25		37,510	
6.4. Other life insurance	475		0		0		0		475	
6.5. Totals (Sum of Lines 6.1 to 6.4)	47,608		0		181		25		47,814	
Annuities:										
7.1. Paid in cash or left on deposit	4,913		0		0		0		4,913	
7.2. Applied to provide paid-up annuities	433		0		0		0		433	
7.3. Other	3,530		0		188		0		3,718	
7.4. Totals (Sum of Lines 7.1 to 7.3)	8,877		0		188		0		9,065	
8. Grand totals (Lines 6.5 + 7.4)	56,484		0		369		25		56,878	
DIRECT CLAIMS AND BENEFITS PAID										
9. Death benefits	217,081		1,914		56,605		197		275,797	
10. Matured endowments	1,158		0		14		1		1,172	
11. Annuity benefits	150,781		0		41,612		0		192,392	
12. Surrender values and withdrawals for life contracts	566,916		0		351,087		1		918,004	
13. Aggr write-ins for misc direct claims & benefits paid	1,435		0		0		0		1,435	
14. All other benefits, except accident and health	2,879		0		100		1		2,981	
15. Totals	940,249		1,914		449,418		200		1,391,782	
DIRECT DEATH BENEFITS AND MATURED ENDOWMENTS INCURRED	Ordinary		Credit Life (Group and Individual)		Group		Industrial		Total	
	Number	Amount	Number	Amount	Number	Amount	Number	Amount	Number	Amount
DIRECT CLAIMS AND BENEFITS PAID										
16. Unpaid Dec. 31, prior year	0	24,767	0	142	1	4,450	0	8	1	29,367
17. Incurred during current year	5	232,527	0	1,980	2	57,832	0	204	7	292,542
SETTLED DURING CURRENT YEAR										
18.1. By payment in full	4	227,216	0	1,914	2	56,737	0	197	7	286,064
18.2. By payment on compromised claims	0	0	0	0	0	276	0	0	0	276
18.3. Totals paid	4	227,216	0	1,914	2	57,013	0	197	7	286,339
18.4. Reduction by compromise	0	0	0	0	0	28	0	0	0	28
18.5. Amount rejected	0	96	0	0	0	12	0	0	0	108
18.6. Total settlements	4	227,311	0	1,914	2	57,053	0	197	7	286,475
19. Unpaid December 31, current year	1	29,982	0	209	1	5,228	0	15	1	35,434
POLICY EXHIBIT										
20. In force December 31, prior year	393	58,888,234	37	445,125	11	25,318,767	1	2,091	442	84,654,218
21. Issued during year	20	5,172,342	28	202,657	1	2,878,876	0	0	49	8,253,875
22. Other changes to in force (Net)	(22)	(3,243,113)	(30)	(220,491)	(1)	(2,283,868)	0	200	(53)	(5,747,270)
23. In force December 31 of current year	390	60,817,464	35	427,291	12	25,913,776	1	2,292	437	87,160,823

ACCIDENT AND HEALTH INSURANCE

	Direct Premiums	Direct Premiums Earned	Dividends Paid Or Credited On Direct Business	Direct Losses Paid	Direct Losses Incurred
24. Group policies	140,328	141,223	88	96,301	99,417
24.1. Federal Employees Health Benefits Program premium	880	876	0	612	622
24.2. Credit (Group and Individual)	3,716	4,139	0	1,112	905
24.3. Collectively renewable policies	16	17	0	81	31
24.4. Medicare Title XVIII exempt from state taxes or fees	6,753	6,877	0	5,375	5,343
Other Individual Policies:					
25.1. Non-cancellable	13,355	12,879	494	6,123	669
25.2. Guaranteed renewable	166,815	165,386	265	136,881	137,760
25.3. Non-renewable for stated reasons only	479	481	8	203	250
25.4. Other accident only	176	175	0	81	82
25.5. All other	2,172	2,114	0	1,544	1,521
25.6. Totals (sum of Lines 25.1 to 25.5)	182,996	181,034	767	144,833	140,282
26. Totals (Lines 24 + 24.1 + 24.2 + 24.3 + 24.4 + 25.6)	334,690	334,166	855	248,313	246,600

LIFE INSURANCE INDUSTRY AGGREGATES

ANNUAL STATEMENT FOR THE YEAR 2019 OF THE

DIRECT BUSINESS IN THE STATE OF

OHIO

DURING THE YEAR

24

(000's)

LIFE INSURANCE

DIRECT PREMIUMS AND ANNUITY CONSIDERATIONS	Ordinary		Credit Life (Group and Individual)		Group		Industrial		Total	
DIRECT PREMIUMS AND ANNUITY CONSID										
1. Life insurance	4,184,063		16,991		1,177,442		156		5,378,652	
2. Annuity considerations	9,173,837		0		4,113,228		0		13,287,065	
3. Deposit-type contract funds	17,102,377		XXX		1,515,240		XXX		18,617,616	
4. Other considerations	8,635		0		1,614,634		0		1,623,268	
5. Totals (Sum of Lines 1 to 4)	30,468,911		16,991		8,420,543		156		38,906,601	
DIRECT DIVIDENDS TO POLICYHOLDERS										
Life insurance:										
6.1. Paid in cash or left on deposit	65,155		0		1,196		155		66,507	
6.2. Applied to pay renewal premiums	77,416		0		1,331		0		78,747	
6.3. Apld to pd-up adds/shortn endwrt/prem-pay period	413,451		0		5		7,247		420,703	
6.4. Other life insurance	3,377		0		0		0		3,377	
6.5. Totals (Sum of Lines 6.1 to 6.4)	559,400		0		2,532		7,402		569,334	
Annuities:										
7.1. Paid in cash or left on deposit	35,654		0		190		0		35,844	
7.2. Applied to provide paid-up annuities	2,946		0		0		0		2,946	
7.3. Other	22,947		0		10,383		0		33,330	
7.4. Totals (Sum of Lines 7.1 to 7.3)	61,547		0		10,573		0		72,120	
8. Grand totals (Lines 6.5 + 7.4)	620,946		0		13,105		7,402		641,454	
DIRECT CLAIMS AND BENEFITS PAID										
9. Death benefits	2,770,544		9,997		1,114,349		22,568		3,917,458	
10. Matured endowments	17,796		0		143		1,257		19,195	
11. Annuity benefits	2,429,816		0		1,688,827		0		4,118,642	
12. Surrender values and withdrawals for life contracts	8,961,520		0		4,819,358		2,767		13,783,645	
13. Aggr write-ins for misc direct claims & benefits paid	33,913		0		80,215		0		114,128	
14. All other benefits, except accident and health	46,388		0		3,220		424		50,032	
15. Totals	14,259,976		9,997		7,706,111		27,017		22,003,101	
DIRECT DEATH BENEFITS AND MATURED ENDOWMENTS INCURRED	Ordinary		Credit Life (Group and Individual)		Group		Industrial		Total	
	Number	Amount	Number	Amount	Number	Amount	Number	Amount	Number	Amount
DIRECT CLAIMS AND BENEFITS PAID										
16. Unpaid Dec. 31, prior year	12	357,460	0	633	3	106,119	3	5,271	19	469,483
17. Incurred during current year	97	2,785,430	2	9,990	51	1,117,689	11	24,601	161	3,937,709
SETTLED DURING CURRENT YEAR										
18.1. By payment in full	96	2,769,244	2	9,683	50	1,105,883	12	23,825	159	3,908,635
18.2. By payment on compromised claims	0	5,252	0	0	0	1,743	0	0	0	6,995
18.3. Totals paid	96	2,774,495	2	9,683	50	1,107,626	12	23,825	159	3,915,630
18.4. Reduction by compromise	0	851	0	0	0	611	0	0	0	1,462
18.5. Amount rejected	0	2,814	0	0	0	2,184	0	0	0	4,999
18.6. Total settlements	96	2,778,161	2	9,683	50	1,110,421	12	23,825	159	3,922,091
19. Unpaid December 31, current year	14	364,729	0	940	4	113,387	2	6,046	20	485,101
POLICY EXHIBIT										
20. In force December 31, prior year	5,265	628,902,244	269	1,905,602	344	470,750,584	219	466,292	6,096	1,102,024,722
21. Issued during year	335	48,318,152	193	1,384,854	48	39,802,739	0	0	577	89,505,745
22. Other changes to in force (Net)	(445)	(36,100,739)	(202)	(1,352,334)	(37)	(62,069,395)	(46)	(186,683)	(730)	(99,709,151)
23. In force December 31 of current year	5,155	641,119,657	260	1,938,122	355	448,483,929	173	279,608	5,943	1,091,821,316

ACCIDENT AND HEALTH INSURANCE

	Direct Premiums	Direct Premiums Earned	Dividends Paid Or Credited On Direct Business	Direct Losses Paid	Direct Losses Incurred
24. Group policies	4,472,953	4,497,903	1,546	3,427,515	3,551,168
24.1. Federal Employees Health Benefits Program premium	35,717	35,542	0	34,281	34,895
24.2. Credit (Group and Individual)	23,248	21,096	0	11,446	10,428
24.3. Collectively renewable policies	249	393	0	474	189
24.4. Medicare Title XVIII exempt from state taxes or fees	2,577,506	2,592,444	0	2,190,850	2,238,003
Other Individual Policies:					
25.1. Non-cancellable	161,776	156,958	11,174	93,742	78,546
25.2. Guaranteed renewable	867,723	875,420	2,609	614,463	657,026
25.3. Non-renewable for stated reasons only	19,117	19,211	176	6,838	5,950
25.4. Other accident only	2,301	2,294	0	904	564
25.5. All other	23,712	23,312	1	20,390	18,375
25.6. Totals (sum of Lines 25.1 to 25.5)	1,074,628	1,077,194	13,959	736,337	760,462
26. Totals (Lines 24 + 24.1 + 24.2 + 24.3 + 24.4 + 25.6)	8,184,301	8,224,571	15,505	6,400,904	6,595,144

LIFE INSURANCE INDUSTRY AGGREGATES

ANNUAL STATEMENT FOR THE YEAR 2019 OF THE

DIRECT BUSINESS IN THE STATE OF

OKLAHOMA

DURING THE YEAR

24

(000's)

LIFE INSURANCE

DIRECT PREMIUMS AND ANNUITY CONSIDERATIONS	Ordinary		Credit Life (Group and Individual)		Group		Industrial		Total	
DIRECT PREMIUMS AND ANNUITY CONSID										
1. Life insurance	1,157,008		10,998		342,348		30		1,510,384	
2. Annuity considerations	1,608,772		0		550,202		0		2,158,973	
3. Deposit-type contract funds	64,622		XXX		222,313		XXX		286,936	
4. Other considerations	3,565		0		455,697		0		459,262	
5. Totals (Sum of Lines 1 to 4)	2,833,967		10,998		1,570,560		30		4,415,555	
DIRECT DIVIDENDS TO POLICYHOLDERS										
Life insurance:										
6.1. Paid in cash or left on deposit	13,609		0		384		2		13,996	
6.2. Applied to pay renewal premiums	19,671		0		324		0		19,995	
6.3. Apld to pd-up adds/shortn endwt/prem-pay period	101,928		0		3		456		102,387	
6.4. Other life insurance	1,297		0		0		0		1,297	
6.5. Totals (Sum of Lines 6.1 to 6.4)	136,505		0		711		459		137,674	
Annuities:										
7.1. Paid in cash or left on deposit	11,906		0		8		0		11,913	
7.2. Applied to provide paid-up annuities	649		0		0		0		649	
7.3. Other	6,172		0		4,185		0		10,357	
7.4. Totals (Sum of Lines 7.1 to 7.3)	18,726		0		4,193		0		22,919	
8. Grand totals (Lines 6.5 + 7.4)	155,231		0		4,903		459		160,593	
DIRECT CLAIMS AND BENEFITS PAID										
9. Death benefits	792,255		3,271		377,700		1,822		1,175,047	
10. Matured endowments	3,927		0		5		90		4,022	
11. Annuity benefits	502,189		0		257,093		1		759,283	
12. Surrender values and withdrawals for life contracts	1,773,443		0		778,607		231		2,552,280	
13. Aggr write-ins for misc direct claims & benefits paid	4,544		0		14,510		0		19,054	
14. All other benefits, except accident and health	7,923		0		573		36		8,532	
15. Totals	3,084,282		3,271		1,428,487		2,179		4,518,219	
DIRECT DEATH BENEFITS AND MATURED ENDOWMENTS INCURRED	Ordinary		Credit Life (Group and Individual)		Group		Industrial		Total	
	Number	Amount	Number	Amount	Number	Amount	Number	Amount	Number	Amount
DIRECT CLAIMS AND BENEFITS PAID										
16. Unpaid Dec. 31, prior year	3	92,171	0	337	1	36,728	0	354	4	129,590
17. Incurred during current year	24	826,471	1	3,763	14	385,295	1	1,759	40	1,217,289
SETTLED DURING CURRENT YEAR										
18.1. By payment in full	24	805,222	0	3,444	14	377,524	1	1,912	40	1,188,101
18.2. By payment on compromised claims	0	7	0	0	0	1,064	0	0	0	1,071
18.3. Totals paid	24	805,229	0	3,444	14	378,588	1	1,912	40	1,189,172
18.4. Reduction by compromise	0	971	0	0	0	676	0	0	0	1,648
18.5. Amount rejected	0	3,161	0	166	0	711	0	0	0	4,038
18.6. Total settlements	24	809,361	1	3,610	14	379,975	1	1,912	40	1,194,858
19. Unpaid December 31, current year	3	109,281	0	490	1	42,048	0	202	5	152,022
POLICY EXHIBIT										
20. In force December 31, prior year	1,366	179,037,752	103	886,362	81	120,192,777	40	51,738	1,590	300,168,630
21. Issued during year	113	16,323,776	67	646,719	11	11,822,640	0	2	191	28,793,137
22. Other changes to in force (Net)	(121)	(12,348,991)	(74)	(661,877)	(11)	(10,730,083)	(5)	(15,931)	(210)	(23,756,882)
23. In force December 31 of current year	1,358	183,012,537	97	871,204	81	121,285,334	36	35,810	1,572	305,204,884

ACCIDENT AND HEALTH INSURANCE

	Direct Premiums	Direct Premiums Earned	Dividends Paid Or Credited On Direct Business	Direct Losses Paid	Direct Losses Incurred
24. Group policies	1,162,233	1,167,568	428	835,168	863,484
24.1. Federal Employees Health Benefits Program premium	6,537	6,505	0	5,684	5,786
24.2. Credit (Group and Individual)	6,262	5,357	0	1,173	1,055
24.3. Collectively renewable policies	751	745	0	111	131
24.4. Medicare Title XVIII exempt from state taxes or fees	140,136	141,811	0	115,756	117,005
Other Individual Policies:					
25.1. Non-cancellable	34,553	34,200	2,380	21,988	14,928
25.2. Guaranteed renewable	425,047	420,997	432	306,122	311,357
25.3. Non-renewable for stated reasons only	11,662	11,741	20	5,346	5,505
25.4. Other accident only	1,147	1,207	0	621	558
25.5. All other	5,413	5,341	0	2,980	2,874
25.6. Totals (sum of Lines 25.1 to 25.5)	477,823	473,487	2,831	337,058	335,221
26. Totals (Lines 24 + 24.1 + 24.2 + 24.3 + 24.4 + 25.6)	1,793,743	1,795,473	3,259	1,294,950	1,322,683

LIFE INSURANCE INDUSTRY AGGREGATES

ANNUAL STATEMENT FOR THE YEAR 2019 OF THE

DIRECT BUSINESS IN THE STATE OF

OREGON

DURING THE YEAR

24

(000's)

LIFE INSURANCE

DIRECT PREMIUMS AND ANNUITY CONSIDERATIONS	Ordinary		Credit Life (Group and Individual)		Group		Industrial		Total	
DIRECT PREMIUMS AND ANNUITY CONSID										
1. Life insurance	1,072,320		3,572		276,740		1		1,352,633	
2. Annuity considerations	2,014,691		0		1,027,330		0		3,042,021	
3. Deposit-type contract funds	53,775		XXX		177,389		XXX		231,163	
4. Other considerations	1,429		0		1,262,003		0		1,263,432	
5. Totals (Sum of Lines 1 to 4)	3,142,214		3,572		2,743,462		1		5,889,249	
DIRECT DIVIDENDS TO POLICYHOLDERS										
Life insurance:										
6.1. Paid in cash or left on deposit	15,420		0		659		1		16,080	
6.2. Applied to pay renewal premiums	20,675		0		283		0		20,958	
6.3. Apld to pd-up adds/shortn endwt/prem-pay period	108,272		0		0		377		108,649	
6.4. Other life insurance	2,100		0		0		0		2,100	
6.5. Totals (Sum of Lines 6.1 to 6.4)	146,467		0		942		378		147,787	
Annuities:										
7.1. Paid in cash or left on deposit	18,159		0		7		0		18,166	
7.2. Applied to provide paid-up annuities	821		0		0		0		821	
7.3. Other	9,290		0		2,751		0		12,041	
7.4. Totals (Sum of Lines 7.1 to 7.3)	28,270		0		2,758		0		31,028	
8. Grand totals (Lines 6.5 + 7.4)	174,737		0		3,700		378		178,815	
DIRECT CLAIMS AND BENEFITS PAID										
9. Death benefits	741,921		1,936		232,900		1,339		978,095	
10. Matured endowments	2,933		0		19		44		2,996	
11. Annuity benefits	637,654		0		786,985		0		1,424,639	
12. Surrender values and withdrawals for life contracts	2,344,390		0		1,362,939		193		3,707,522	
13. Aggr write-ins for misc direct claims & benefits paid	10,042		0		107,381		0		117,423	
14. All other benefits, except accident and health	9,730		0		449		32		10,211	
15. Totals	3,746,671		1,936		2,490,673		1,607		6,240,886	
DIRECT DEATH BENEFITS AND MATURED ENDOWMENTS INCURRED	Ordinary		Credit Life (Group and Individual)		Group		Industrial		Total	
	Number	Amount	Number	Amount	Number	Amount	Number	Amount	Number	Amount
DIRECT CLAIMS AND BENEFITS PAID										
16. Unpaid Dec. 31, prior year	2	103,445	0	153	1	27,908	0	111	3	131,617
17. Incurred during current year	18	760,197	0	1,972	8	232,961	1	1,366	26	996,496
SETTLED DURING CURRENT YEAR										
18.1. By payment in full	17	744,868	0	1,889	7	232,004	1	1,383	26	980,144
18.2. By payment on compromised claims	0	9	0	0	0	558	0	0	0	567
18.3. Totals paid	17	744,877	0	1,889	7	232,562	1	1,383	26	980,711
18.4. Reduction by compromise	0	593	0	0	0	244	0	0	0	837
18.5. Amount rejected	0	271	0	0	0	422	0	0	0	693
18.6. Total settlements	17	745,741	0	1,889	8	233,229	1	1,383	26	982,241
19. Unpaid December 31, current year	2	117,901	0	235	1	27,641	0	94	3	145,872
POLICY EXHIBIT										
20. In force December 31, prior year	1,039	202,207,651	95	376,647	33	132,815,325	9	28,896	1,177	335,428,518
21. Issued during year	69	16,285,264	35	242,342	8	9,595,423	0	0	112	26,123,030
22. Other changes to in force (Net)	(62)	(12,264,720)	(39)	(251,553)	(5)	(6,206,670)	(4)	(17,793)	(110)	(18,740,736)
23. In force December 31 of current year	1,046	206,228,195	91	367,436	36	136,204,078	6	11,103	1,180	342,810,812

ACCIDENT AND HEALTH INSURANCE

	Direct Premiums	Direct Premiums Earned	Dividends Paid Or Credited On Direct Business	Direct Losses Paid	Direct Losses Incurred
24. Group policies	1,219,009	1,234,609	389	929,764	933,509
24.1. Federal Employees Health Benefits Program premium	8,467	8,464	0	6,604	6,710
24.2. Credit (Group and Individual)	5,034	4,614	0	1,819	1,534
24.3. Collectively renewable policies	35	42	0	94	58
24.4. Medicare Title XVIII exempt from state taxes or fees	548,562	544,870	0	463,654	490,240
Other Individual Policies:					
25.1. Non-cancellable	56,336	55,511	3,021	37,846	41,952
25.2. Guaranteed renewable	397,512	394,304	1,021	265,561	286,619
25.3. Non-renewable for stated reasons only	5,716	5,748	96	2,321	2,456
25.4. Other accident only	645	659	0	238	202
25.5. All other	69,366	70,088	0	46,307	51,346
25.6. Totals (sum of Lines 25.1 to 25.5)	529,575	526,311	4,139	352,273	382,575
26. Totals (Lines 24 + 24.1 + 24.2 + 24.3 + 24.4 + 25.6)	2,310,682	2,318,909	4,528	1,754,208	1,814,626

LIFE INSURANCE INDUSTRY AGGREGATES

ANNUAL STATEMENT FOR THE YEAR 2019 OF THE

DIRECT BUSINESS IN THE STATE OF

PENNSYLVANIA

DURING THE YEAR

24

(000's)

LIFE INSURANCE

DIRECT PREMIUMS AND ANNUITY CONSIDERATIONS	Ordinary		Credit Life (Group and Individual)		Group		Industrial		Total	
DIRECT PREMIUMS AND ANNUITY CONSID										
1. Life insurance	5,667,473		20,736		1,392,432		231			7,080,872
2. Annuity considerations	11,302,986		0		5,117,627		0			16,420,613
3. Deposit-type contract funds	304,944		XXX		6,702,417		XXX			7,007,360
4. Other considerations	32,389		0		2,605,702		0			2,638,090
5. Totals (Sum of Lines 1 to 4)	17,307,791		20,736		15,818,177		231			33,146,935
DIRECT DIVIDENDS TO POLICYHOLDERS										
Life insurance:										
6.1. Paid in cash or left on deposit	91,004		0		1,852		74			92,930
6.2. Applied to pay renewal premiums	121,262		0		2,211		0			123,473
6.3. Apld to pd-up adds/shortn endwrt/prem-pay period	584,389		0		2,175		9,137			595,702
6.4. Other life insurance	6,320		0		0		0			6,320
6.5. Totals (Sum of Lines 6.1 to 6.4)	802,975		0		6,239		9,212			818,425
Annuities:										
7.1. Paid in cash or left on deposit	101,185		0		636		0			101,821
7.2. Applied to provide paid-up annuities	3,149		0		0		0			3,149
7.3. Other	79,485		0		31,278		0			110,764
7.4. Totals (Sum of Lines 7.1 to 7.3)	183,819		0		31,915		0			215,734
8. Grand totals (Lines 6.5 + 7.4)	986,794		0		38,153		9,212			1,034,159
DIRECT CLAIMS AND BENEFITS PAID										
9. Death benefits	3,504,185		11,794		1,359,663		31,049			4,906,691
10. Matured endowments	25,274		0		294		1,196			26,764
11. Annuity benefits	3,300,692		0		1,698,075		0			4,998,767
12. Surrender values and withdrawals for life contracts	9,965,547		0		8,927,511		8,846			18,901,904
13. Aggr write-ins for misc direct claims & benefits paid	21,609		0		166,470		0			188,079
14. All other benefits, except accident and health	65,191		0		5,065		208			70,464
15. Totals	16,882,498		11,794		12,157,077		41,300			29,092,668
DIRECT DEATH BENEFITS AND MATURED ENDOWMENTS INCURRED	Ordinary		Credit Life (Group and Individual)		Group		Industrial		Total	
	Number	Amount	Number	Amount	Number	Amount	Number	Amount	Number	Amount
DIRECT CLAIMS AND BENEFITS PAID										
16. Unpaid Dec. 31, prior year	14	452,467	0	432	1	126,999	2	2,646	17	582,544
17. Incurred during current year	108	3,554,828	2	11,663	64	1,362,713	22	32,208	197	4,961,412
SETTLED DURING CURRENT YEAR										
18.1. By payment in full	110	3,502,662	2	10,710	62	1,360,368	23	32,240	196	4,905,981
18.2. By payment on compromised claims	0	165	0	0	0	2,330	0	0	0	2,495
18.3. Totals paid	110	3,502,828	2	10,710	62	1,362,698	23	32,240	196	4,908,476
18.4. Reduction by compromise	0	2,124	0	0	0	1,058	0	0	0	3,182
18.5. Amount rejected	0	6,225	0	0	0	1,926	0	0	0	8,151
18.6. Total settlements	110	3,511,177	2	10,710	62	1,365,681	23	32,240	196	4,919,809
19. Unpaid December 31, current year	12	496,118	0	1,385	4	124,031	1	2,615	18	624,148
POLICY EXHIBIT										
20. In force December 31, prior year	6,070	821,519,260	268	2,163,278	375	707,712,128	338	675,781	7,051	1,532,070,445
21. Issued during year	332	61,339,173	145	1,470,616	43	60,853,301	0	0	521	123,663,091
22. Other changes to in force (Net)	(471)	(47,872,923)	(168)	(1,484,594)	(48)	(186,508,547)	(76)	(386,141)	(763)	(236,252,205)
23. In force December 31 of current year	5,932	834,985,510	246	2,149,300	370	582,056,882	261	289,640	6,809	1,419,481,331

ACCIDENT AND HEALTH INSURANCE

	Direct Premiums	Direct Premiums Earned	Dividends Paid Or Credited On Direct Business	Direct Losses Paid	Direct Losses Incurred
24. Group policies	4,686,598	4,720,429	1,931	3,441,975	3,505,176
24.1. Federal Employees Health Benefits Program premium	54,072	53,959	0	32,410	32,941
24.2. Credit (Group and Individual)	28,030	22,394	0	16,002	15,339
24.3. Collectively renewable policies	920	816	0	901	583
24.4. Medicare Title XVIII exempt from state taxes or fees	1,714,904	1,711,652	0	1,437,479	1,467,368
Other Individual Policies:					
25.1. Non-cancellable	217,129	215,914	14,076	187,394	176,600
25.2. Guaranteed renewable	1,358,762	1,369,547	3,146	940,115	953,948
25.3. Non-renewable for stated reasons only	20,058	20,222	283	6,319	7,592
25.4. Other accident only	3,093	2,801	0	2,543	654
25.5. All other	52,166	36,740	0	27,514	13,909
25.6. Totals (sum of Lines 25.1 to 25.5)	1,651,208	1,645,223	17,506	1,163,885	1,152,702
26. Totals (Lines 24 + 24.1 + 24.2 + 24.3 + 24.4 + 25.6)	8,135,730	8,154,473	19,437	6,092,652	6,174,110

LIFE INSURANCE INDUSTRY AGGREGATES

ANNUAL STATEMENT FOR THE YEAR 2019 OF THE

DIRECT BUSINESS IN THE STATE OF

RHODE ISLAND

DURING THE YEAR

24

(000's)

LIFE INSURANCE

DIRECT PREMIUMS AND ANNUITY CONSIDERATIONS	Ordinary	Credit Life (Group and Individual)	Group	Industrial	Total
DIRECT PREMIUMS AND ANNUITY CONSID					
1. Life insurance	371,427	210	95,169	0	466,806
2. Annuity considerations	1,035,109	0	604,630	0	1,639,739
3. Deposit-type contract funds	16,491	XXX	64,923	XXX	81,414
4. Other considerations	2,063	0	178,479	0	180,542
5. Totals (Sum of Lines 1 to 4)	1,425,090	210	943,200	0	2,368,500
DIRECT DIVIDENDS TO POLICYHOLDERS					
Life insurance:					
6.1. Paid in cash or left on deposit	6,575	0	137	1	6,713
6.2. Applied to pay renewal premiums	9,688	0	82	0	9,770
6.3. Apld to pd-up adds/shortn endwrt/prem-pay period	38,006	0	0	85	38,091
6.4. Other life insurance	765	0	0	0	765
6.5. Totals (Sum of Lines 6.1 to 6.4)	55,035	0	219	85	55,339
Annuities:					
7.1. Paid in cash or left on deposit	10,954	0	32	0	10,986
7.2. Applied to provide paid-up annuities	342	0	0	0	342
7.3. Other	11,548	0	1,877	0	13,425
7.4. Totals (Sum of Lines 7.1 to 7.3)	22,843	0	1,909	0	24,753
8. Grand totals (Lines 6.5 + 7.4)	77,878	0	2,128	85	80,091
DIRECT CLAIMS AND BENEFITS PAID					
9. Death benefits	253,567	60	93,376	1,196	348,199
10. Matured endowments	2,142	0	27	47	2,216
11. Annuity benefits	246,281	0	155,595	0	401,877
12. Surrender values and withdrawals for life contracts	931,987	0	433,652	70	1,365,708
13. Aggr write-ins for misc direct claims & benefits paid	2,337	0	5,836	0	8,172
14. All other benefits, except accident and health	4,939	0	247	9	5,195
15. Totals	1,441,253	60	688,732	1,322	2,131,367

DIRECT DEATH BENEFITS AND MATURED ENDOWMENTS INCURRED	Ordinary		Credit Life (Group and Individual)		Group		Industrial		Total	
	Number	Amount	Number	Amount	Number	Amount	Number	Amount	Number	Amount
DIRECT CLAIMS AND BENEFITS PAID										
16. Unpaid Dec. 31, prior year	1	41,774	0	(7)	0	11,078	0	139	1	52,984
17. Incurred during current year	7	267,663	0	64	3	92,997	1	1,166	11	361,891
SETTLED DURING CURRENT YEAR										
18.1. By payment in full	7	260,823	0	60	3	93,127	1	1,243	11	355,253
18.2. By payment on compromised claims	0	20	0	0	0	218	0	0	0	237
18.3. Totals paid	7	260,843	0	60	3	93,344	1	1,243	11	355,490
18.4. Reduction by compromise	0	0	0	0	0	41	0	0	0	41
18.5. Amount rejected	0	70	0	0	0	10	0	0	0	80
18.6. Total settlements	7	260,913	0	60	3	93,395	1	1,243	11	355,611
19. Unpaid December 31, current year	1	48,524	0	(3)	0	10,680	0	62	2	59,264
POLICY EXHIBIT										
20. In force December 31, prior year	363	69,074,473	6	44,506	18	39,177,303	5	14,891	392	108,311,174
21. Issued during year	20	4,272,219	1	7,562	2	5,825,504	0	0	23	10,105,285
22. Other changes to in force (Net)	2	(4,374,425)	(2)	(17,528)	(3)	(2,872,959)	17	109,021	15	(7,155,891)
23. In force December 31 of current year	385	68,972,267	5	34,541	17	42,129,848	22	123,912	429	111,260,568

ACCIDENT AND HEALTH INSURANCE

	Direct Premiums	Direct Premiums Earned	Dividends Paid Or Credited On Direct Business	Direct Losses Paid	Direct Losses Incurred
24. Group policies	326,112	329,933	172	275,240	278,900
24.1. Federal Employees Health Benefits Program premium	1,095	1,090	0	492	501
24.2. Credit (Group and Individual)	413	408	0	421	467
24.3. Collectively renewable policies	11	11	0	18	20
24.4. Medicare Title XVIII exempt from state taxes or fees	114,379	89,375	0	95,274	96,385
Other Individual Policies:					
25.1. Non-cancellable	17,677	17,677	1,279	14,871	9,177
25.2. Guaranteed renewable	72,549	73,487	301	60,387	67,476
25.3. Non-renewable for stated reasons only	327	330	13	103	125
25.4. Other accident only	108	101	0	16	29
25.5. All other	293	289	0	129	118
25.6. Totals (sum of Lines 25.1 to 25.5)	90,954	91,884	1,593	75,506	76,926
26. Totals (Lines 24 + 24.1 + 24.2 + 24.3 + 24.4 + 25.6)	532,964	512,701	1,765	446,951	453,199

LIFE INSURANCE INDUSTRY AGGREGATES

ANNUAL STATEMENT FOR THE YEAR 2019 OF THE

DIRECT BUSINESS IN THE STATE OF

SOUTH CAROLINA

DURING THE YEAR

24

(000's)

LIFE INSURANCE

DIRECT PREMIUMS AND ANNUITY CONSIDERATIONS	Ordinary		Credit Life (Group and Individual)		Group		Industrial		Total	
DIRECT PREMIUMS AND ANNUITY CONSID										
1. Life insurance	1,852,061		25,436		546,338		179			2,424,013
2. Annuity considerations	3,582,605		0		1,010,542		0			4,593,147
3. Deposit-type contract funds	89,421		XXX		171,411		XXX			260,832
4. Other considerations	2,528		0		357,869		0			360,397
5. Totals (Sum of Lines 1 to 4)	5,526,614		25,436		2,086,160		179			7,638,388
DIRECT DIVIDENDS TO POLICYHOLDERS										
Life insurance:										
6.1. Paid in cash or left on deposit	24,675		0		624		2			25,302
6.2. Applied to pay renewal premiums	34,212		0		363		0			34,575
6.3. Apld to pd-up adds/shortn endwt/prem-pay period	152,378		0		1		166			152,544
6.4. Other life insurance	2,565		0		0		0			2,565
6.5. Totals (Sum of Lines 6.1 to 6.4)	213,829		0		988		168			214,985
Annuities:										
7.1. Paid in cash or left on deposit	17,022		0		28		0			17,050
7.2. Applied to provide paid-up annuities	938		0		0		0			938
7.3. Other	8,274		0		4,323		0			12,597
7.4. Totals (Sum of Lines 7.1 to 7.3)	26,234		0		4,351		0			30,585
8. Grand totals (Lines 6.5 + 7.4)	240,063		0		5,339		168			245,570
DIRECT CLAIMS AND BENEFITS PAID										
9. Death benefits	1,138,347		13,849		498,696		4,117			1,655,008
10. Matured endowments	5,528		0		30		663			6,222
11. Annuity benefits	769,276		0		389,594		2			1,158,872
12. Surrender values and withdrawals for life contracts	3,482,197		0		1,107,837		2,319			4,592,354
13. Aggr write-ins for misc direct claims & benefits paid	14,143		0		27,506		0			41,649
14. All other benefits, except accident and health	16,735		0		1,122		12			17,869
15. Totals	5,426,227		13,848		2,024,786		7,113			7,471,974
DIRECT DEATH BENEFITS AND MATURED ENDOWMENTS INCURRED	Ordinary		Credit Life (Group and Individual)		Group		Industrial		Total	
	Number	Amount	Number	Amount	Number	Amount	Number	Amount	Number	Amount
DIRECT CLAIMS AND BENEFITS PAID										
16. Unpaid Dec. 31, prior year	5	125,599	0	826	1	51,197	1	745	8	178,367
17. Incurred during current year	47	1,168,214	6	13,522	18	506,510	4	4,713	75	1,692,958
SETTLED DURING CURRENT YEAR										
18.1. By payment in full	46	1,142,750	6	13,403	18	498,096	4	4,777	74	1,659,026
18.2. By payment on compromised claims	0	386	0	0	0	895	0	0	0	1,281
18.3. Totals paid	46	1,143,136	6	13,403	18	498,991	4	4,777	74	1,660,307
18.4. Reduction by compromise	0	1,188	0	0	0	515	0	0	0	1,702
18.5. Amount rejected	0	4,309	0	0	0	1,195	0	3	0	5,506
18.6. Total settlements	46	1,148,632	6	13,403	18	500,701	4	4,780	74	1,667,516
19. Unpaid December 31, current year	6	145,181	0	945	1	57,005	1	679	8	203,810
POLICY EXHIBIT										
20. In force December 31, prior year	2,702	266,444,841	660	1,874,171	129	169,696,610	276	192,414	3,767	438,208,036
21. Issued during year	258	25,327,511	789	2,577,288	30	19,298,325	0	0	1,076	47,203,124
22. Other changes to in force (Net)	(252)	(16,474,514)	(810)	(2,474,541)	(21)	(14,304,620)	(14)	(11,806)	(1,097)	(33,265,481)
23. In force December 31 of current year	2,708	275,297,838	639	1,976,918	138	174,690,315	262	180,608	3,746	452,145,679

ACCIDENT AND HEALTH INSURANCE

	Direct Premiums	Direct Premiums Earned	Dividends Paid Or Credited On Direct Business	Direct Losses Paid	Direct Losses Incurred
24. Group policies	1,483,953	1,488,507	420	1,056,674	1,093,908
24.1. Federal Employees Health Benefits Program premium	7,127	7,093	0	8,277	8,425
24.2. Credit (Group and Individual)	26,210	23,137	0	11,414	9,956
24.3. Collectively renewable policies	1,026	935	0	557	458
24.4. Medicare Title XVIII exempt from state taxes or fees	2,262,405	2,261,416	0	1,825,927	1,834,898
Other Individual Policies:					
25.1. Non-cancellable	65,139	64,383	4,721	54,353	57,870
25.2. Guaranteed renewable	579,053	580,766	1,421	408,659	424,653
25.3. Non-renewable for stated reasons only	11,221	11,239	99	5,118	5,128
25.4. Other accident only	1,506	1,511	0	723	216
25.5. All other	24,585	24,729	0	14,664	13,975
25.6. Totals (sum of Lines 25.1 to 25.5)	681,504	682,627	6,242	483,516	501,843
26. Totals (Lines 24 + 24.1 + 24.2 + 24.3 + 24.4 + 25.6)	4,462,224	4,463,714	6,662	3,386,365	3,449,488

LIFE INSURANCE INDUSTRY AGGREGATES

ANNUAL STATEMENT FOR THE YEAR 2019 OF THE

DIRECT BUSINESS IN THE STATE OF

SOUTH DAKOTA

DURING THE YEAR

24

(000's)

LIFE INSURANCE

DIRECT PREMIUMS AND ANNUITY CONSIDERATIONS	Ordinary	Credit Life (Group and Individual)	Group	Industrial	Total
DIRECT PREMIUMS AND ANNUITY CONSID					
1. Life insurance	1,012,025	1,642	110,256	1	1,123,924
2. Annuity considerations	603,749	0	62,602	0	666,351
3. Deposit-type contract funds	17,418	XXX	301,681	XXX	319,098
4. Other considerations	223	0	91,240	0	91,464
5. Totals (Sum of Lines 1 to 4)	1,633,415	1,642	565,780	1	2,200,837
DIRECT DIVIDENDS TO POLICYHOLDERS					
Life insurance:					
6.1. Paid in cash or left on deposit	6,265	0	75	0	6,340
6.2. Applied to pay renewal premiums	7,594	0	119	0	7,713
6.3. Apld to pd-up adds/shortn endwt/prem-pay period	55,833	0	0	30	55,864
6.4. Other life insurance	648	0	0	0	648
6.5. Totals (Sum of Lines 6.1 to 6.4)	70,340	0	194	30	70,565
Annuities:					
7.1. Paid in cash or left on deposit	1,929	0	396	0	2,325
7.2. Applied to provide paid-up annuities	416	0	0	0	416
7.3. Other	897	0	122	0	1,019
7.4. Totals (Sum of Lines 7.1 to 7.3)	3,242	0	518	0	3,760
8. Grand totals (Lines 6.5 + 7.4)	73,583	0	712	30	74,325
DIRECT CLAIMS AND BENEFITS PAID					
9. Death benefits	355,301	661	72,807	184	428,954
10. Matured endowments	1,509	0	0	0	1,510
11. Annuity benefits	216,578	0	46,335	0	262,913
12. Surrender values and withdrawals for life contracts	728,339	0	182,264	22	910,625
13. Aggr write-ins for misc direct claims & benefits paid	1,065	0	5,119	0	6,184
14. All other benefits, except accident and health	3,875	0	91	5	3,970
15. Totals	1,306,667	661	306,616	211	1,614,155

DIRECT DEATH BENEFITS AND MATURED ENDOWMENTS INCURRED	Ordinary		Credit Life (Group and Individual)		Group		Industrial		Total	
	Number	Amount	Number	Amount	Number	Amount	Number	Amount	Number	Amount
DIRECT CLAIMS AND BENEFITS PAID										
16. Unpaid Dec. 31, prior year	1	43,786	0	(55)	0	7,642	0	11	1	51,385
17. Incurred during current year	7	337,924	0	654	2	72,525	0	191	9	411,293
SETTLED DURING CURRENT YEAR										
18.1. By payment in full	7	352,781	0	661	2	74,991	0	185	9	428,618
18.2. By payment on compromised claims	0	0	0	0	0	79	0	0	0	79
18.3. Totals paid	7	352,781	0	661	2	75,070	0	185	9	428,697
18.4. Reduction by compromise	0	538	0	0	0	54	0	0	0	592
18.5. Amount rejected	0	368	0	0	0	14	0	0	0	382
18.6. Total settlements	7	353,687	0	661	2	75,138	0	185	9	429,670
19. Unpaid December 31, current year	1	28,023	0	(62)	0	5,029	0	17	1	33,007
POLICY EXHIBIT										
20. In force December 31, prior year	495	89,551,200	27	202,130	7	28,617,512	1	2,606	530	118,373,448
21. Issued during year	26	8,354,271	11	82,808	8	7,587,551	0	0	45	16,024,630
22. Other changes to in force (Net)	(27)	(2,985,699)	(14)	(107,406)	(3)	(7,462,792)	21	115,602	(23)	(10,440,295)
23. In force December 31 of current year	494	94,919,772	25	177,532	12	28,742,270	21	118,209	552	123,957,782

ACCIDENT AND HEALTH INSURANCE

	Direct Premiums	Direct Premiums Earned	Dividends Paid Or Credited On Direct Business	Direct Losses Paid	Direct Losses Incurred
24. Group policies	155,944	155,161	107	107,701	108,555
24.1. Federal Employees Health Benefits Program premium	1,101	1,095	0	1,142	1,162
24.2. Credit (Group and Individual)	3,031	3,474	0	1,146	961
24.3. Collectively renewable policies	27	26	0	106	50
24.4. Medicare Title XVIII exempt from state taxes or fees	10,722	10,921	0	9,228	9,192
Other Individual Policies:					
25.1. Non-cancellable	29,404	28,472	905	18,267	16,642
25.2. Guaranteed renewable	235,238	234,295	364	177,788	179,715
25.3. Non-renewable for stated reasons only	1,476	1,480	20	818	849
25.4. Other accident only	190	191	0	20	20
25.5. All other	3,280	3,261	0	1,920	2,261
25.6. Totals (sum of Lines 25.1 to 25.5)	269,589	267,699	1,289	198,814	199,487
26. Totals (Lines 24 + 24.1 + 24.2 + 24.3 + 24.4 + 25.6)	440,414	438,376	1,396	318,136	319,406

LIFE INSURANCE INDUSTRY AGGREGATES

ANNUAL STATEMENT FOR THE YEAR 2019 OF THE

DIRECT BUSINESS IN THE STATE OF

TENNESSEE

DURING THE YEAR

24

(000's)

LIFE INSURANCE

DIRECT PREMIUMS AND ANNUITY CONSIDERATIONS	Ordinary		Credit Life (Group and Individual)		Group		Industrial		Total	
DIRECT PREMIUMS AND ANNUITY CONSID										
1. Life insurance	2,433,649		30,335		820,541		163		3,284,688	
2. Annuity considerations	4,057,932		0		998,800		0		5,056,733	
3. Deposit-type contract funds	145,197		XXX		737,468		XXX		882,665	
4. Other considerations	4,134		0		1,160,771		0		1,164,905	
5. Totals (Sum of Lines 1 to 4)	6,640,912		30,335		3,717,580		163		10,388,991	
DIRECT DIVIDENDS TO POLICYHOLDERS										
Life insurance:										
6.1. Paid in cash or left on deposit	26,594		0		687		4		27,285	
6.2. Applied to pay renewal premiums	40,429		0		465		0		40,895	
6.3. Apld to pd-up adds/shortn endwrt/prem-pay period	171,833		0		2		260		172,096	
6.4. Other life insurance	4,037		0		0		0		4,037	
6.5. Totals (Sum of Lines 6.1 to 6.4)	242,893		0		1,155		264		244,312	
Annuities:										
7.1. Paid in cash or left on deposit	33,396		0		8		0		33,404	
7.2. Applied to provide paid-up annuities	1,343		0		7		0		1,350	
7.3. Other	19,514		0		876		0		20,390	
7.4. Totals (Sum of Lines 7.1 to 7.3)	54,253		0		890		0		55,144	
8. Grand totals (Lines 6.5 + 7.4)	297,146		0		2,045		264		299,455	
DIRECT CLAIMS AND BENEFITS PAID										
9. Death benefits	1,679,669		12,003		760,749		4,404		2,456,824	
10. Matured endowments	7,208		0		180		647		8,035	
11. Annuity benefits	1,088,885		0		483,166		18		1,572,069	
12. Surrender values and withdrawals for life contracts	4,256,767		0		2,125,718		1,091		6,383,577	
13. Aggr write-ins for misc direct claims & benefits paid	22,329		0		58,959		0		81,287	
14. All other benefits, except accident and health	19,577		0		1,438		11		21,026	
15. Totals	7,074,435		12,003		3,430,210		6,171		10,522,818	
DIRECT DEATH BENEFITS AND MATURED ENDOWMENTS INCURRED	Ordinary		Credit Life (Group and Individual)		Group		Industrial		Total	
	Number	Amount	Number	Amount	Number	Amount	Number	Amount	Number	Amount
DIRECT CLAIMS AND BENEFITS PAID										
16. Unpaid Dec. 31, prior year	5	201,085	0	800	1	62,741	1	501	7	265,127
17. Incurred during current year	50	1,718,991	3	11,870	38	776,140	26	5,044	118	2,512,045
SETTLED DURING CURRENT YEAR										
18.1. By payment in full	49	1,707,907	3	10,596	37	761,819	26	5,050	115	2,485,371
18.2. By payment on compromised claims	0	281	0	0	0	945	0	0	0	1,226
18.3. Totals paid	49	1,708,187	3	10,596	37	762,764	26	5,050	115	2,486,597
18.4. Reduction by compromise	0	2,401	0	0	0	635	0	0	0	3,036
18.5. Amount rejected	0	8,759	0	0	0	2,367	0	0	0	11,126
18.6. Total settlements	49	1,719,347	3	10,596	37	765,767	26	5,050	115	2,500,759
19. Unpaid December 31, current year	6	200,729	0	2,074	3	73,115	1	495	9	276,413
POLICY EXHIBIT										
20. In force December 31, prior year	3,034	405,327,877	332	2,040,965	262	285,791,323	401	245,535	4,029	693,405,699
21. Issued during year	300	37,154,913	243	1,759,862	41	25,570,062	0	276	584	64,485,113
22. Other changes to in force (Net)	(296)	(25,334,651)	(266)	(1,836,972)	(28)	(55,492,026)	(17)	(20,821)	(605)	(82,684,470)
23. In force December 31 of current year	3,038	417,148,139	310	1,963,855	276	255,869,359	385	224,990	4,007	675,206,342

ACCIDENT AND HEALTH INSURANCE

	Direct Premiums	Direct Premiums Earned	Dividends Paid Or Credited On Direct Business	Direct Losses Paid	Direct Losses Incurred
24. Group policies	2,326,082	2,341,728	723	1,701,398	1,670,684
24.1. Federal Employees Health Benefits Program premium	16,852	16,850	0	14,957	15,198
24.2. Credit (Group and Individual)	27,122	24,770	0	7,544	7,787
24.3. Collectively renewable policies	150	154	0	114	(70)
24.4. Medicare Title XVIII exempt from state taxes or fees	266,348	262,862	0	220,369	224,225
Other Individual Policies:					
25.1. Non-cancellable	106,695	104,163	8,831	73,712	71,762
25.2. Guaranteed renewable	1,063,929	1,014,810	3,072	793,310	808,478
25.3. Non-renewable for stated reasons only	11,234	11,302	201	3,403	3,452
25.4. Other accident only	2,268	2,104	0	892	1,062
25.5. All other	10,662	11,130	1	5,540	5,186
25.6. Totals (sum of Lines 25.1 to 25.5)	1,194,788	1,143,510	12,105	876,857	889,940
26. Totals (Lines 24 + 24.1 + 24.2 + 24.3 + 24.4 + 25.6)	3,831,342	3,789,873	12,828	2,821,239	2,807,764

LIFE INSURANCE INDUSTRY AGGREGATES

ANNUAL STATEMENT FOR THE YEAR 2019 OF THE

DIRECT BUSINESS IN THE STATE OF

TEXAS

DURING THE YEAR

24

(000's)

LIFE INSURANCE

DIRECT PREMIUMS AND ANNUITY CONSIDERATIONS	Ordinary		Credit Life (Group and Individual)		Group		Industrial		Total	
DIRECT PREMIUMS AND ANNUITY CONSID										
1. Life insurance	9,934,261		81,304		2,893,207		531			12,909,303
2. Annuity considerations	14,875,928		0		4,095,203		0			18,971,131
3. Deposit-type contract funds	708,875		XXX		1,749,318		XXX			2,458,194
4. Other considerations	15,145		0		2,815,571		0			2,830,716
5. Totals (Sum of Lines 1 to 4)	25,534,209		81,304		11,553,299		531			37,169,343
DIRECT DIVIDENDS TO POLICYHOLDERS										
Life insurance:										
6.1. Paid in cash or left on deposit	85,283		0		2,490		15			87,788
6.2. Applied to pay renewal premiums	111,111		0		1,581		0			112,691
6.3. Apld to pd-up adds/shortn endwt/prem-pay period	655,376		0		746		1,386			657,507
6.4. Other life insurance	8,141		0		0		0			8,141
6.5. Totals (Sum of Lines 6.1 to 6.4)	859,911		0		4,817		1,401			866,128
Annuities:										
7.1. Paid in cash or left on deposit	50,776		0		1,011		0			51,787
7.2. Applied to provide paid-up annuities	4,822		0		5		0			4,827
7.3. Other	36,458		0		6,910		0			43,368
7.4. Totals (Sum of Lines 7.1 to 7.3)	92,056		0		7,926		0			99,982
8. Grand totals (Lines 6.5 + 7.4)	951,967		0		12,742		1,401			966,110
DIRECT CLAIMS AND BENEFITS PAID										
9. Death benefits	5,349,636		32,444		2,430,867		9,076			7,822,022
10. Matured endowments	21,559		0		359		1,366			23,284
11. Annuity benefits	4,199,550		0		1,785,560		22			5,985,132
12. Surrender values and withdrawals for life contracts	14,558,120		0		6,054,109		1,835			20,614,064
13. Aggr write-ins for misc direct claims & benefits paid	32,575		0		116,685		0			149,260
14. All other benefits, except accident and health	41,636		0		4,411		86			46,133
15. Totals	24,203,075		32,444		10,391,991		12,385			34,639,896
DIRECT DEATH BENEFITS AND MATURED ENDOWMENTS INCURRED	Ordinary		Credit Life (Group and Individual)		Group		Industrial		Total	
	Number	Amount	Number	Amount	Number	Amount	Number	Amount	Number	Amount
DIRECT CLAIMS AND BENEFITS PAID										
16. Unpaid Dec. 31, prior year	19	818,470	0	5,236	7	309,199	5	2,576	31	1,135,481
17. Incurred during current year	156	5,451,062	4	31,424	88	2,467,377	6	9,741	254	7,959,603
SETTLED DURING CURRENT YEAR										
18.1. By payment in full	142	5,338,594	4	32,129	85	2,428,426	9	10,445	240	7,809,594
18.2. By payment on compromised claims	0	671	0	0	0	5,852	0	0	0	6,523
18.3. Totals paid	142	5,339,265	4	32,129	85	2,434,278	9	10,445	240	7,816,117
18.4. Reduction by compromise	0	4,519	0	0	0	4,823	0	0	0	9,342
18.5. Amount rejected	0	23,912	0	0	0	4,572	0	0	1	28,484
18.6. Total settlements	142	5,367,696	4	32,129	85	2,443,672	9	10,445	241	7,853,942
19. Unpaid December 31, current year	33	901,837	0	4,531	9	332,903	2	1,871	44	1,241,142
POLICY EXHIBIT										
20. In force December 31, prior year	10,140	1,550,301,737	1,256	11,820,205	495	1,051,898,244	426	346,287	12,317	2,614,366,473
21. Issued during year	926	156,211,776	545	6,385,353	94	97,671,874	0	32	1,566	260,269,034
22. Other changes to in force (Net)	(897)	(98,374,235)	(629)	(7,025,133)	(70)	(115,578,522)	(31)	(31,726)	(1,626)	(221,009,616)
23. In force December 31 of current year	10,169	1,608,139,277	1,173	11,180,424	519	1,033,991,596	396	314,592	12,257	2,653,625,890

ACCIDENT AND HEALTH INSURANCE

	Direct Premiums	Direct Premiums Earned	Dividends Paid Or Credited On Direct Business	Direct Losses Paid	Direct Losses Incurred
24. Group policies	12,509,238	12,554,275	2,492	9,320,651	9,626,689
24.1. Federal Employees Health Benefits Program premium	46,965	46,817	0	46,071	46,868
24.2. Credit (Group and Individual)	102,310	102,346	0	26,661	23,688
24.3. Collectively renewable policies	487	493	0	365	296
24.4. Medicare Title XVIII exempt from state taxes or fees	3,267,162	3,265,326	0	2,806,550	2,837,552
Other Individual Policies:					
25.1. Non-cancellable	300,874	296,400	17,601	180,893	189,549
25.2. Guaranteed renewable	2,421,224	2,417,544	7,424	1,650,328	1,726,780
25.3. Non-renewable for stated reasons only	42,099	42,269	347	16,750	16,217
25.4. Other accident only	7,771	7,755	0	2,561	2,243
25.5. All other	79,573	75,002	1	53,835	54,794
25.6. Totals (sum of Lines 25.1 to 25.5)	2,851,541	2,838,971	25,373	1,904,367	1,989,583
26. Totals (Lines 24 + 24.1 + 24.2 + 24.3 + 24.4 + 25.6)	18,777,703	18,808,227	27,865	14,104,665	14,524,676

LIFE INSURANCE INDUSTRY AGGREGATES

ANNUAL STATEMENT FOR THE YEAR 2019 OF THE

DIRECT BUSINESS IN THE STATE OF

UTAH

DURING THE YEAR

24

(000's)

LIFE INSURANCE

DIRECT PREMIUMS AND ANNUITY CONSIDERATIONS	Ordinary		Credit Life (Group and Individual)		Group		Industrial		Total	
DIRECT PREMIUMS AND ANNUITY CONSID										
1. Life insurance	1,254,528		5,201		254,765		1		1,514,495	
2. Annuity considerations	2,261,353		0		579,131		0		2,840,484	
3. Deposit-type contract funds	47,903		XXX		300,619		XXX		348,522	
4. Other considerations	324		0		467,929		0		468,252	
5. Totals (Sum of Lines 1 to 4)	3,564,108		5,201		1,602,444		1		5,171,753	
DIRECT DIVIDENDS TO POLICYHOLDERS										
Life insurance:										
6.1. Paid in cash or left on deposit	7,476		0		254		1		7,730	
6.2. Applied to pay renewal premiums	13,402		0		219		0		13,621	
6.3. Apld to pd-up adds/shortn endwt/prem-pay period	75,464		0		0		217		75,682	
6.4. Other life insurance	1,682		0		0		0		1,682	
6.5. Totals (Sum of Lines 6.1 to 6.4)	98,023		0		473		218		98,714	
Annuities:										
7.1. Paid in cash or left on deposit	18,204		0		2		0		18,205	
7.2. Applied to provide paid-up annuities	572		0		0		0		572	
7.3. Other	12,028		0		1,499		0		13,527	
7.4. Totals (Sum of Lines 7.1 to 7.3)	30,804		0		1,501		0		32,304	
8. Grand totals (Lines 6.5 + 7.4)	128,827		0		1,974		218		131,019	
DIRECT CLAIMS AND BENEFITS PAID										
9. Death benefits	870,131		2,791		230,757		1,637		1,105,315	
10. Matured endowments	1,917		0		0		31		1,948	
11. Annuity benefits	513,716		0		176,725		0		690,441	
12. Surrender values and withdrawals for life contracts	2,019,292		0		954,777		148		2,974,218	
13. Aggr write-ins for misc direct claims & benefits paid	3,956		0		4,395		0		8,351	
14. All other benefits, except accident and health	5,916		0		956		32		6,904	
15. Totals	3,414,928		2,791		1,367,610		1,848		4,787,178	
DIRECT DEATH BENEFITS AND MATURED ENDOWMENTS INCURRED	Ordinary		Credit Life (Group and Individual)		Group		Industrial		Total	
	Number	Amount	Number	Amount	Number	Amount	Number	Amount	Number	Amount
DIRECT CLAIMS AND BENEFITS PAID										
16. Unpaid Dec. 31, prior year	1	71,410	0	189	0	18,335	0	166	2	90,101
17. Incurred during current year	11	885,658	0	2,736	10	237,223	1	1,622	22	1,127,239
SETTLED DURING CURRENT YEAR										
18.1. By payment in full	10	870,722	0	2,783	10	232,827	1	1,668	22	1,108,000
18.2. By payment on compromised claims	0	1	0	0	0	353	0	0	0	354
18.3. Totals paid	10	870,723	0	2,783	10	233,180	1	1,668	22	1,108,354
18.4. Reduction by compromise	0	136	0	0	0	253	0	0	0	389
18.5. Amount rejected	0	506	0	0	0	828	0	0	0	1,334
18.6. Total settlements	10	871,365	0	2,783	10	234,262	1	1,668	22	1,110,077
19. Unpaid December 31, current year	1	85,704	0	143	1	21,296	0	120	2	107,263
POLICY EXHIBIT										
20. In force December 31, prior year	813	220,060,153	165	689,068	90	115,920,191	10	27,380	1,079	336,696,792
21. Issued during year	66	21,525,795	42	259,496	9	12,880,576	0	0	117	34,665,866
22. Other changes to in force (Net)	(36)	(13,649,726)	(44)	(279,098)	(9)	(14,148,023)	(3)	(12,785)	(92)	(28,089,633)
23. In force December 31 of current year	843	227,936,221	164	669,466	90	114,652,743	7	14,595	1,104	343,273,025

ACCIDENT AND HEALTH INSURANCE

	Direct Premiums	Direct Premiums Earned	Dividends Paid Or Credited On Direct Business	Direct Losses Paid	Direct Losses Incurred
24. Group policies	1,098,397	1,106,695	296	789,944	830,219
24.1. Federal Employees Health Benefits Program premium	11,145	11,091	0	8,578	8,731
24.2. Credit (Group and Individual)	7,601	7,598	0	2,347	2,185
24.3. Collectively renewable policies	67	76	0	138	137
24.4. Medicare Title XVIII exempt from state taxes or fees	88,732	89,491	0	75,502	76,992
Other Individual Policies:					
25.1. Non-cancellable	28,486	28,155	2,071	25,430	24,880
25.2. Guaranteed renewable	153,542	150,326	828	90,403	95,268
25.3. Non-renewable for stated reasons only	6,088	6,101	71	2,173	2,228
25.4. Other accident only	426	432	0	531	518
25.5. All other	23,887	24,147	0	11,977	16,965
25.6. Totals (sum of Lines 25.1 to 25.5)	212,429	209,162	2,969	130,514	139,858
26. Totals (Lines 24 + 24.1 + 24.2 + 24.3 + 24.4 + 25.6)	1,418,370	1,424,113	3,265	1,007,024	1,058,123

LIFE INSURANCE INDUSTRY AGGREGATES

ANNUAL STATEMENT FOR THE YEAR 2019 OF THE

DIRECT BUSINESS IN THE STATE OF

VERMONT

DURING THE YEAR

24

(000's)

LIFE INSURANCE

DIRECT PREMIUMS AND ANNUITY CONSIDERATIONS	Ordinary	Credit Life (Group and Individual)	Group	Industrial	Total
DIRECT PREMIUMS AND ANNUITY CONSID					
1. Life insurance	210,559	1,001	56,425	0	267,985
2. Annuity considerations	518,386	0	108,283	0	626,669
3. Deposit-type contract funds	9,170	XXX	48,933	XXX	58,103
4. Other considerations	823	0	151,983	0	152,806
5. Totals (Sum of Lines 1 to 4)	738,937	1,001	365,625	0	1,105,562
DIRECT DIVIDENDS TO POLICYHOLDERS					
Life insurance:					
6.1. Paid in cash or left on deposit	4,928	0	97	0	5,025
6.2. Applied to pay renewal premiums	7,216	0	62	0	7,278
6.3. Apld to pd-up adds/shortn endwt/prem-pay period	28,231	0	0	53	28,284
6.4. Other life insurance	608	0	0	0	608
6.5. Totals (Sum of Lines 6.1 to 6.4)	40,982	0	159	53	41,195
Annuities:					
7.1. Paid in cash or left on deposit	14,050	0	2	0	14,052
7.2. Applied to provide paid-up annuities	216	0	0	0	216
7.3. Other	8,248	0	1,238	0	9,486
7.4. Totals (Sum of Lines 7.1 to 7.3)	22,514	0	1,240	0	23,754
8. Grand totals (Lines 6.5 + 7.4)	63,496	0	1,400	53	64,949
DIRECT CLAIMS AND BENEFITS PAID					
9. Death benefits	142,546	519	45,288	348	188,702
10. Matured endowments	2,119	0	0	23	2,142
11. Annuity benefits	179,681	0	64,668	0	244,348
12. Surrender values and withdrawals for life contracts	527,736	0	275,762	50	803,549
13. Aggr write-ins for misc direct claims & benefits paid	2,464	0	4,446	0	6,910
14. All other benefits, except accident and health	2,085	0	278	4	2,366
15. Totals	856,632	519	390,442	425	1,248,018

DIRECT DEATH BENEFITS AND MATURED ENDOWMENTS INCURRED	Ordinary		Credit Life (Group and Individual)		Group		Industrial		Total	
	Number	Amount	Number	Amount	Number	Amount	Number	Amount	Number	Amount
DIRECT CLAIMS AND BENEFITS PAID										
16. Unpaid Dec. 31, prior year	0	18,523	0	13	0	3,655	0	26	1	22,217
17. Incurred during current year	4	140,989	0	521	2	46,208	0	398	6	188,116
SETTLED DURING CURRENT YEAR										
18.1. By payment in full	4	145,049	0	503	2	44,890	0	371	6	190,813
18.2. By payment on compromised claims	0	1	0	0	0	419	0	0	0	420
18.3. Totals paid	4	145,050	0	503	2	45,309	0	371	6	191,234
18.4. Reduction by compromise	0	24	0	0	0	716	0	0	0	740
18.5. Amount rejected	0	100	0	0	0	25	0	0	0	125
18.6. Total settlements	4	145,174	0	503	2	46,050	0	371	6	192,098
19. Unpaid December 31, current year	0	14,338	0	31	0	3,813	0	53	1	18,235
POLICY EXHIBIT										
20. In force December 31, prior year	243	33,846,653	21	156,950	4	19,661,384	2	6,121	269	53,671,107
21. Issued during year	9	2,065,183	8	66,785	0	7,293,352	0	0	18	9,425,320
22. Other changes to in force (Net)	(11)	(1,748,672)	(10)	(81,297)	0	(6,487,657)	(1)	(2,954)	(22)	(8,320,580)
23. In force December 31 of current year	241	34,163,164	19	142,437	4	20,467,079	1	3,167	265	54,775,847

ACCIDENT AND HEALTH INSURANCE

	Direct Premiums	Direct Premiums Earned	Dividends Paid Or Credited On Direct Business	Direct Losses Paid	Direct Losses Incurred
24. Group policies	217,284	217,235	96	153,006	158,010
24.1. Federal Employees Health Benefits Program premium	617	614	0	472	481
24.2. Credit (Group and Individual)	1,198	1,352	0	906	833
24.3. Collectively renewable policies	42	67	0	69	24
24.4. Medicare Title XVIII exempt from state taxes or fees	84,572	83,647	0	51,196	51,288
Other Individual Policies:					
25.1. Non-cancellable	8,454	8,536	353	8,048	6,910
25.2. Guaranteed renewable	78,943	79,677	152	65,704	74,566
25.3. Non-renewable for stated reasons only	115	117	15	26	25
25.4. Other accident only	52	50	0	3	1
25.5. All other	288	286	0	122	105
25.6. Totals (sum of Lines 25.1 to 25.5)	87,853	88,666	519	73,902	81,608
26. Totals (Lines 24 + 24.1 + 24.2 + 24.3 + 24.4 + 25.6)	391,566	391,581	615	279,552	292,244

LIFE INSURANCE INDUSTRY AGGREGATES

ANNUAL STATEMENT FOR THE YEAR 2019 OF THE

DIRECT BUSINESS IN THE STATE OF

VIRGINIA

DURING THE YEAR

24

(000's)

LIFE INSURANCE

DIRECT PREMIUMS AND ANNUITY CONSIDERATIONS	Ordinary		Credit Life (Group and Individual)		Group		Industrial		Total	
DIRECT PREMIUMS AND ANNUITY CONSID										
1. Life insurance	3,301,683		13,466		1,155,039		239		4,470,427	
2. Annuity considerations	5,171,547		0		1,599,594		0		6,771,141	
3. Deposit-type contract funds	144,588		XXX		666,021		XXX		810,609	
4. Other considerations	6,700		0		1,158,087		0		1,164,787	
5. Totals (Sum of Lines 1 to 4)	8,624,518		13,466		4,578,741		239		13,216,964	
DIRECT DIVIDENDS TO POLICYHOLDERS										
Life insurance:										
6.1. Paid in cash or left on deposit	41,395		0		1,525		4		42,923	
6.2. Applied to pay renewal premiums	66,956		0		1,371		0		68,326	
6.3. Apld to pd-up adds/shortn endwt/prem-pay period	307,777		0		9,797		406		317,980	
6.4. Other life insurance	4,960		0		0		0		4,960	
6.5. Totals (Sum of Lines 6.1 to 6.4)	421,088		0		12,692		410		434,189	
Annuities:										
7.1. Paid in cash or left on deposit	47,112		0		45		0		47,157	
7.2. Applied to provide paid-up annuities	1,810		0		0		0		1,810	
7.3. Other	33,421		0		11,961		0		45,381	
7.4. Totals (Sum of Lines 7.1 to 7.3)	82,342		0		12,006		0		94,348	
8. Grand totals (Lines 6.5 + 7.4)	503,430		0		24,698		410		528,537	
DIRECT CLAIMS AND BENEFITS PAID										
9. Death benefits	1,814,939		6,774		1,190,128		6,712		3,018,552	
10. Matured endowments	9,758		0		213		1,080		11,050	
11. Annuity benefits	1,387,561		0		669,806		0		2,057,367	
12. Surrender values and withdrawals for life contracts	5,245,479		0		3,102,155		2,090		8,349,724	
13. Aggr write-ins for misc direct claims & benefits paid	16,317		0		44,126		0		60,443	
14. All other benefits, except accident and health	22,976		0		1,877		20		24,873	
15. Totals	8,497,031		6,774		5,008,305		9,902		13,522,011	
DIRECT DEATH BENEFITS AND MATURED ENDOWMENTS INCURRED	Ordinary		Credit Life (Group and Individual)		Group		Industrial		Total	
	Number	Amount	Number	Amount	Number	Amount	Number	Amount	Number	Amount
DIRECT CLAIMS AND BENEFITS PAID										
16. Unpaid Dec. 31, prior year	5	209,472	0	239	3	112,045	1	734	9	322,490
17. Incurred during current year	51	1,806,560	2	6,678	45	1,197,736	22	7,714	120	3,018,688
SETTLED DURING CURRENT YEAR										
18.1. By payment in full	50	1,764,239	2	6,731	44	1,193,336	22	7,785	117	2,972,091
18.2. By payment on compromised claims	0	33	0	0	0	1,133	0	0	0	1,166
18.3. Totals paid	50	1,764,272	2	6,731	44	1,194,469	22	7,785	117	2,973,256
18.4. Reduction by compromise	0	180	0	0	0	859	0	0	0	1,039
18.5. Amount rejected	0	5,061	0	0	0	1,096	0	0	0	6,157
18.6. Total settlements	50	1,769,512	2	6,731	44	1,196,423	22	7,785	118	2,980,452
19. Unpaid December 31, current year	6	246,520	0	186	4	113,357	1	663	11	360,726
POLICY EXHIBIT										
20. In force December 31, prior year	3,494	543,943,410	207	1,384,462	263	454,453,266	314	230,142	4,278	1,000,011,281
21. Issued during year	252	42,978,062	102	745,624	27	36,614,487	0	0	381	80,338,174
22. Other changes to in force (Net)	(280)	(32,124,765)	(113)	(804,506)	(27)	(64,585,759)	(24)	(29,261)	(443)	(97,544,291)
23. In force December 31 of current year	3,466	554,796,707	196	1,325,580	263	426,481,994	290	200,882	4,216	982,805,163

ACCIDENT AND HEALTH INSURANCE

	Direct Premiums	Direct Premiums Earned	Dividends Paid Or Credited On Direct Business	Direct Losses Paid	Direct Losses Incurred
24. Group policies	3,605,044	3,680,200	1,220	2,721,331	2,791,489
24.1. Federal Employees Health Benefits Program premium	107,687	107,771	0	84,516	85,831
24.2. Credit (Group and Individual)	17,804	17,385	0	8,763	8,131
24.3. Collectively renewable policies	624	652	0	146	22
24.4. Medicare Title XVIII exempt from state taxes or fees	503,900	418,749	0	383,204	348,056
Other Individual Policies:					
25.1. Non-cancellable	133,763	132,735	8,752	72,228	78,865
25.2. Guaranteed renewable	1,462,822	1,440,853	2,749	939,102	976,594
25.3. Non-renewable for stated reasons only	5,782	5,779	151	1,558	1,812
25.4. Other accident only	1,654	1,626	0	748	566
25.5. All other	4,828	4,758	1	2,704	2,362
25.6. Totals (sum of Lines 25.1 to 25.5)	1,608,848	1,585,752	11,652	1,016,340	1,060,199
26. Totals (Lines 24 + 24.1 + 24.2 + 24.3 + 24.4 + 25.6)	5,843,906	5,810,508	12,872	4,214,301	4,293,727

LIFE INSURANCE INDUSTRY AGGREGATES

ANNUAL STATEMENT FOR THE YEAR 2019 OF THE

DIRECT BUSINESS IN THE STATE OF

WASHINGTON

DURING THE YEAR

24

(000's)

LIFE INSURANCE

DIRECT PREMIUMS AND ANNUITY CONSIDERATIONS	Ordinary		Credit Life (Group and Individual)		Group		Industrial		Total	
DIRECT PREMIUMS AND ANNUITY CONSID										
1. Life insurance	2,204,415		3,870		641,202		2			2,849,490
2. Annuity considerations	4,137,953		0		1,558,719		0			5,696,672
3. Deposit-type contract funds	151,048		XXX		221,298		XXX			372,346
4. Other considerations	5,438		0		1,605,712		0			1,611,151
5. Totals (Sum of Lines 1 to 4)	6,498,855		3,870		4,026,932		2			10,529,659
DIRECT DIVIDENDS TO POLICYHOLDERS										
Life insurance:										
6.1. Paid in cash or left on deposit	23,506		0		821		3			24,329
6.2. Applied to pay renewal premiums	35,137		0		466		0			35,602
6.3. Apld to pd-up adds/shortn endwt/prem-pay period	189,925		0		0		569			190,494
6.4. Other life insurance	3,045		0		0		0			3,045
6.5. Totals (Sum of Lines 6.1 to 6.4)	251,613		0		1,286		571			253,470
Annuities:										
7.1. Paid in cash or left on deposit	51,910		0		532		0			52,442
7.2. Applied to provide paid-up annuities	1,414		0		0		0			1,414
7.3. Other	31,746		0		7,935		0			39,681
7.4. Totals (Sum of Lines 7.1 to 7.3)	85,070		0		8,467		0			93,537
8. Grand totals (Lines 6.5 + 7.4)	336,683		0		9,753		571			347,007
DIRECT CLAIMS AND BENEFITS PAID										
9. Death benefits	1,178,617		1,354		575,675		2,459			1,758,104
10. Matured endowments	5,028		0		14		100			5,143
11. Annuity benefits	1,520,978		0		749,504		0			2,270,482
12. Surrender values and withdrawals for life contracts	4,229,501		0		2,559,426		356			6,789,283
13. Aggr write-ins for misc direct claims & benefits paid	10,613		0		47,992		0			58,606
14. All other benefits, except accident and health	19,314		0		740		100			20,154
15. Totals	6,964,051		1,354		3,933,352		3,016			10,901,772
DIRECT DEATH BENEFITS AND MATURED ENDOWMENTS INCURRED	Ordinary		Credit Life (Group and Individual)		Group		Industrial		Total	
	Number	Amount	Number	Amount	Number	Amount	Number	Amount	Number	Amount
DIRECT CLAIMS AND BENEFITS PAID										
16. Unpaid Dec. 31, prior year	3	135,274	0	138	1	56,726	0	181	4	192,318
17. Incurred during current year	26	1,238,620	0	1,305	15	578,436	1	2,569	42	1,820,930
SETTLED DURING CURRENT YEAR										
18.1. By payment in full	26	1,185,208	0	1,344	14	578,698	1	2,559	42	1,767,809
18.2. By payment on compromised claims	0	28	0	0	0	831	0	0	0	859
18.3. Totals paid	26	1,185,236	0	1,344	14	579,529	1	2,559	42	1,768,669
18.4. Reduction by compromise	0	71	0	0	0	430	0	0	0	501
18.5. Amount rejected	0	3,026	0	0	0	1,292	0	0	0	4,317
18.6. Total settlements	26	1,188,333	0	1,344	14	581,251	1	2,559	42	1,773,487
19. Unpaid December 31, current year	3	185,561	0	99	1	53,911	0	190	4	239,761
POLICY EXHIBIT										
20. In force December 31, prior year	1,810	403,109,285	58	319,968	68	299,404,988	17	49,621	1,952	702,883,861
21. Issued during year	124	36,090,783	37	269,741	9	15,870,344	0	0	171	52,230,867
22. Other changes to in force (Net)	(130)	(23,277,838)	(40)	(249,259)	(12)	(20,630,730)	23	148,455	(158)	(44,009,372)
23. In force December 31 of current year	1,804	415,922,229	56	340,449	65	294,644,602	39	198,076	1,965	711,105,357

ACCIDENT AND HEALTH INSURANCE

	Direct Premiums	Direct Premiums Earned	Dividends Paid Or Credited On Direct Business	Direct Losses Paid	Direct Losses Incurred
24. Group policies	2,686,752	2,690,541	711	2,016,813	2,069,841
24.1. Federal Employees Health Benefits Program premium	30,423	30,363	0	26,466	26,911
24.2. Credit (Group and Individual)	5,725	4,158	0	1,760	1,616
24.3. Collectively renewable policies	159	164	0	188	60
24.4. Medicare Title XVIII exempt from state taxes or fees	1,015,280	1,021,455	0	807,644	790,765
Other Individual Policies:					
25.1. Non-cancellable	92,978	91,546	4,814	65,560	62,355
25.2. Guaranteed renewable	564,388	568,039	2,248	383,230	421,533
25.3. Non-renewable for stated reasons only	5,408	5,400	184	1,270	760
25.4. Other accident only	1,102	1,129	0	499	472
25.5. All other	31,684	31,761	0	20,459	27,354
25.6. Totals (sum of Lines 25.1 to 25.5)	695,560	697,875	7,247	471,018	512,475
26. Totals (Lines 24 + 24.1 + 24.2 + 24.3 + 24.4 + 25.6)	4,433,900	4,444,557	7,958	3,323,890	3,401,666

LIFE INSURANCE INDUSTRY AGGREGATES

ANNUAL STATEMENT FOR THE YEAR 2019 OF THE

DIRECT BUSINESS IN THE STATE OF

WEST VIRGINIA

DURING THE YEAR

24

(000's)

LIFE INSURANCE

DIRECT PREMIUMS AND ANNUITY CONSIDERATIONS	Ordinary		Credit Life (Group and Individual)		Group		Industrial		Total	
DIRECT PREMIUMS AND ANNUITY CONSID										
1. Life insurance	483,211		5,895		172,456		25		661,587	
2. Annuity considerations	977,962		0		297,639		0		1,275,601	
3. Deposit-type contract funds	31,304		XXX		89,672		XXX		120,977	
4. Other considerations	1,093		0		138,074		0		139,166	
5. Totals (Sum of Lines 1 to 4)	1,493,570		5,895		697,841		25		2,197,331	
DIRECT DIVIDENDS TO POLICYHOLDERS										
Life insurance:										
6.1. Paid in cash or left on deposit	9,978		0		258		7		10,243	
6.2. Applied to pay renewal premiums	9,486		0		163		0		9,650	
6.3. Apld to pd-up adds/shortn endwt/prem-pay period	55,566		0		0		449		56,015	
6.4. Other life insurance	1,074		0		0		0		1,074	
6.5. Totals (Sum of Lines 6.1 to 6.4)	76,104		0		421		456		76,981	
Annuities:										
7.1. Paid in cash or left on deposit	15,420		0		47		0		15,466	
7.2. Applied to provide paid-up annuities	652		0		0		0		652	
7.3. Other	6,215		0		4,616		0		10,831	
7.4. Totals (Sum of Lines 7.1 to 7.3)	22,286		0		4,663		0		26,949	
8. Grand totals (Lines 6.5 + 7.4)	98,390		0		5,083		456		103,930	
DIRECT CLAIMS AND BENEFITS PAID										
9. Death benefits	360,997		2,080		188,673		2,120		553,869	
10. Matured endowments	2,583		0		20		187		2,790	
11. Annuity benefits	352,606		0		133,593		0		486,199	
12. Surrender values and withdrawals for life contracts	965,569		0		436,156		277		1,402,001	
13. Aggr write-ins for misc direct claims & benefits paid	4,597		0		3,944		0		8,541	
14. All other benefits, except accident and health	8,112		0		719		6		8,837	
15. Totals	1,694,464		2,080		763,104		2,589		2,462,237	
DIRECT DEATH BENEFITS AND MATURED ENDOWMENTS INCURRED	Ordinary		Credit Life (Group and Individual)		Group		Industrial		Total	
	Number	Amount	Number	Amount	Number	Amount	Number	Amount	Number	Amount
DIRECT CLAIMS AND BENEFITS PAID										
16. Unpaid Dec. 31, prior year	2	30,790	0	154	1	21,090	1	518	3	52,552
17. Incurred during current year	16	381,927	0	1,889	11	189,751	1	2,208	29	575,775
SETTLED DURING CURRENT YEAR										
18.1. By payment in full	16	366,840	0	1,892	11	191,851	2	2,306	29	562,889
18.2. By payment on compromised claims	0	123	0	0	0	74	0	0	0	197
18.3. Totals paid	16	366,963	0	1,892	11	191,925	2	2,306	29	563,086
18.4. Reduction by compromise	0	81	0	0	0	115	0	0	0	196
18.5. Amount rejected	0	222	0	0	0	96	0	0	0	318
18.6. Total settlements	16	367,267	0	1,892	11	192,136	2	2,306	29	563,600
19. Unpaid December 31, current year	2	45,450	0	151	1	18,706	0	420	3	64,727
POLICY EXHIBIT										
20. In force December 31, prior year	806	57,638,645	47	359,147	62	57,558,280	59	59,129	974	115,615,201
21. Issued during year	55	4,408,452	36	273,342	6	4,536,451	0	0	97	9,218,245
22. Other changes to in force (Net)	(16)	(3,211,362)	(38)	(262,897)	(6)	(5,441,154)	(2)	2,232	(62)	(8,913,181)
23. In force December 31 of current year	846	58,835,735	45	369,592	61	56,653,577	57	61,361	1,009	115,920,265

ACCIDENT AND HEALTH INSURANCE

	Direct Premiums	Direct Premiums Earned	Dividends Paid Or Credited On Direct Business	Direct Losses Paid	Direct Losses Incurred
24. Group policies	513,520	517,729	185	402,541	414,230
24.1. Federal Employees Health Benefits Program premium	5,285	5,268	0	3,971	4,039
24.2. Credit (Group and Individual)	4,864	3,644	0	1,945	2,027
24.3. Collectively renewable policies	67	84	0	37	40
24.4. Medicare Title XVIII exempt from state taxes or fees	165,286	166,167	0	137,190	139,922
Other Individual Policies:					
25.1. Non-cancellable	19,963	19,737	2,801	17,062	5,456
25.2. Guaranteed renewable	173,278	173,661	417	121,628	120,538
25.3. Non-renewable for stated reasons only	993	994	18	364	256
25.4. Other accident only	706	692	0	213	231
25.5. All other	2,219	2,273	0	1,226	1,112
25.6. Totals (sum of Lines 25.1 to 25.5)	197,159	197,357	3,237	140,494	127,594
26. Totals (Lines 24 + 24.1 + 24.2 + 24.3 + 24.4 + 25.6)	886,180	890,250	3,422	686,177	687,852

LIFE INSURANCE INDUSTRY AGGREGATES

ANNUAL STATEMENT FOR THE YEAR 2019 OF THE

DIRECT BUSINESS IN THE STATE OF

WISCONSIN

DURING THE YEAR

24

(000's)

LIFE INSURANCE

DIRECT PREMIUMS AND ANNUITY CONSIDERATIONS	Ordinary		Credit Life (Group and Individual)		Group		Industrial		Total	
DIRECT PREMIUMS AND ANNUITY CONSID										
1. Life insurance	2,334,050		8,505		1,490,432		23		3,833,010	
2. Annuity considerations	4,651,143		0		1,817,087		0		6,468,231	
3. Deposit-type contract funds	112,274		XXX		618,711		XXX		730,985	
4. Other considerations	7,248		0		1,129,881		0		1,137,129	
5. Totals (Sum of Lines 1 to 4)	7,104,715		8,505		5,056,111		23		12,169,354	
DIRECT DIVIDENDS TO POLICYHOLDERS										
Life insurance:										
6.1. Paid in cash or left on deposit	32,583		0		21,319		8		53,910	
6.2. Applied to pay renewal premiums	73,570		0		1,449		0		75,019	
6.3. Apld to pd-up adds/shortn endwt/prem-pay period	336,507		0		0		1,535		338,043	
6.4. Other life insurance	7,808		0		0		0		7,808	
6.5. Totals (Sum of Lines 6.1 to 6.4)	450,467		0		22,769		1,543		474,779	
Annuities:										
7.1. Paid in cash or left on deposit	15,881		0		2,017		0		17,898	
7.2. Applied to provide paid-up annuities	5,738		0		34,390		0		40,128	
7.3. Other	11,023		0		1,800		0		12,823	
7.4. Totals (Sum of Lines 7.1 to 7.3)	32,642		0		38,207		0		70,849	
8. Grand totals (Lines 6.5 + 7.4)	483,109		0		60,976		1,543		545,629	
DIRECT CLAIMS AND BENEFITS PAID										
9. Death benefits	1,622,313		3,351		504,821		7,261		2,137,746	
10. Matured endowments	9,712		0		4		144		9,860	
11. Annuity benefits	1,416,183		0		694,383		0		2,110,566	
12. Surrender values and withdrawals for life contracts	4,975,216		0		2,805,947		999		7,782,162	
13. Aggr write-ins for misc direct claims & benefits paid	59,819		0		41,664		0		101,484	
14. All other benefits, except accident and health	21,445		0		917		60		22,423	
15. Totals	8,104,688		3,351		4,047,736		8,465		12,164,240	
DIRECT DEATH BENEFITS AND MATURED ENDOWMENTS INCURRED	Ordinary		Credit Life (Group and Individual)		Group		Industrial		Total	
	Number	Amount	Number	Amount	Number	Amount	Number	Amount	Number	Amount
DIRECT CLAIMS AND BENEFITS PAID										
16. Unpaid Dec. 31, prior year	5	156,182	0	430	2	50,668	0	533	7	207,813
17. Incurred during current year	42	1,699,759	1	3,323	25	485,740	3	7,323	71	2,196,145
SETTLED DURING CURRENT YEAR										
18.1. By payment in full	40	1,624,676	1	3,427	24	497,207	3	7,405	68	2,132,715
18.2. By payment on compromised claims	0	10	0	0	0	938	0	0	0	948
18.3. Totals paid	40	1,624,686	1	3,427	24	498,145	3	7,405	68	2,133,663
18.4. Reduction by compromise	0	501	0	0	0	460	0	0	0	961
18.5. Amount rejected	0	3,772	0	0	0	1,147	0	0	0	4,919
18.6. Total settlements	40	1,628,959	1	3,427	24	499,752	3	7,405	68	2,139,543
19. Unpaid December 31, current year	7	226,982	0	327	2	36,656	0	451	9	264,416
POLICY EXHIBIT										
20. In force December 31, prior year	2,856	385,641,951	145	886,644	121	235,747,209	52	134,560	3,175	622,410,365
21. Issued during year	156	29,580,743	64	467,151	42	35,264,672	0	5	262	65,312,571
22. Other changes to in force (Net)	(206)	(21,797,064)	(73)	(504,686)	(30)	(56,525,620)	(14)	(72,656)	(323)	(78,900,026)
23. In force December 31 of current year	2,806	393,425,631	137	849,110	133	214,486,260	37	61,909	3,114	608,822,910

ACCIDENT AND HEALTH INSURANCE

	Direct Premiums	Direct Premiums Earned	Dividends Paid Or Credited On Direct Business	Direct Losses Paid	Direct Losses Incurred
24. Group policies	2,974,098	2,980,086	513	2,430,980	2,461,998
24.1. Federal Employees Health Benefits Program premium	5,312	5,286	0	4,665	4,748
24.2. Credit (Group and Individual)	9,587	9,716	0	5,480	5,039
24.3. Collectively renewable policies	278	278	0	112	105
24.4. Medicare Title XVIII exempt from state taxes or fees	303,638	306,120	0	254,197	258,693
Other Individual Policies:					
25.1. Non-cancellable	84,435	82,886	8,427	46,355	42,926
25.2. Guaranteed renewable	693,442	697,193	4,051	483,095	534,567
25.3. Non-renewable for stated reasons only	5,435	5,461	129	1,721	1,813
25.4. Other accident only	2,315	2,291	0	1,113	1,124
25.5. All other	13,896	14,054	2	7,321	7,026
25.6. Totals (sum of Lines 25.1 to 25.5)	799,523	801,885	12,609	539,606	587,456
26. Totals (Lines 24 + 24.1 + 24.2 + 24.3 + 24.4 + 25.6)	4,092,435	4,103,371	13,122	3,235,040	3,318,039

LIFE INSURANCE INDUSTRY AGGREGATES

ANNUAL STATEMENT FOR THE YEAR 2019 OF THE

DIRECT BUSINESS IN THE STATE OF

WYOMING

DURING THE YEAR

24

(000's)

LIFE INSURANCE

DIRECT PREMIUMS AND ANNUITY CONSIDERATIONS	Ordinary		Credit Life (Group and Individual)		Group		Industrial		Total	
DIRECT PREMIUMS AND ANNUITY CONSID										
1. Life insurance	335,374		655		43,773		0		379,803	
2. Annuity considerations	320,390		0		77,942		0		398,333	
3. Deposit-type contract funds	20,194		XXX		15,725		XXX		35,919	
4. Other considerations	80		0		70,081		0		70,161	
5. Totals (Sum of Lines 1 to 4)	676,038		655		207,522		0		884,215	
DIRECT DIVIDENDS TO POLICYHOLDERS										
Life insurance:										
6.1. Paid in cash or left on deposit	3,412		0		74		0		3,486	
6.2. Applied to pay renewal premiums	3,412		0		80		0		3,492	
6.3. Apld to pd-up adds/shortn endwt/prem-pay period	23,947		0		1		48		23,995	
6.4. Other life insurance	177		0		0		0		177	
6.5. Totals (Sum of Lines 6.1 to 6.4)	30,948		0		155		48		31,151	
Annuities:										
7.1. Paid in cash or left on deposit	1,864		0		3		0		1,867	
7.2. Applied to provide paid-up annuities	159		0		0		0		159	
7.3. Other	1,286		0		674		0		1,960	
7.4. Totals (Sum of Lines 7.1 to 7.3)	3,309		0		677		0		3,986	
8. Grand totals (Lines 6.5 + 7.4)	34,257		0		832		48		35,137	
DIRECT CLAIMS AND BENEFITS PAID										
9. Death benefits	144,122		418		42,285		182		187,006	
10. Matured endowments	337		0		0		7		344	
11. Annuity benefits	87,424		0		41,800		0		129,224	
12. Surrender values and withdrawals for life contracts	372,080		0		154,044		23		526,147	
13. Aggr write-ins for misc direct claims & benefits paid	3,407		0		158		0		3,565	
14. All other benefits, except accident and health	1,294		0		79		1		1,374	
15. Totals	608,664		418		238,366		213		847,661	
DIRECT DEATH BENEFITS AND MATURED ENDOWMENTS INCURRED	Ordinary		Credit Life (Group and Individual)		Group		Industrial		Total	
	Number	Amount	Number	Amount	Number	Amount	Number	Amount	Number	Amount
DIRECT CLAIMS AND BENEFITS PAID										
16. Unpaid Dec. 31, prior year	0	17,224	0	54	0	4,308	0	16	0	21,602
17. Incurred during current year	3	143,354	0	441	2	43,912	0	175	5	187,882
SETTLED DURING CURRENT YEAR										
18.1. By payment in full	3	141,639	0	418	2	41,908	0	189	5	184,153
18.2. By payment on compromised claims	0	1	0	0	0	433	0	0	0	433
18.3. Totals paid	3	141,639	0	418	2	42,340	0	189	5	184,586
18.4. Reduction by compromise	0	(468)	0	0	0	118	0	0	0	(351)
18.5. Amount rejected	0	102	0	0	0	0	0	0	0	102
18.6. Total settlements	3	141,273	0	418	2	42,458	0	189	5	184,337
19. Unpaid December 31, current year	0	19,304	0	77	0	5,763	0	3	1	25,147
POLICY EXHIBIT										
20. In force December 31, prior year	217	35,638,017	8	91,018	13	16,661,627	1	3,530	239	52,394,191
21. Issued during year	14	3,333,807	3	43,395	1	1,658,695	0	0	18	5,035,897
22. Other changes to in force (Net)	(15)	(2,041,162)	(4)	(60,178)	(1)	(2,985,746)	3	14,151	(17)	(5,072,935)
23. In force December 31 of current year	216	36,930,662	7	74,235	13	15,334,576	4	17,681	239	52,357,153

ACCIDENT AND HEALTH INSURANCE

	Direct Premiums	Direct Premiums Earned	Dividends Paid Or Credited On Direct Business	Direct Losses Paid	Direct Losses Incurred
24. Group policies	245,851	247,166	75	197,013	201,321
24.1. Federal Employees Health Benefits Program premium	763	760	0	541	550
24.2. Credit (Group and Individual)	1,168	827	0	296	275
24.3. Collectively renewable policies	13	14	0	22	21
24.4. Medicare Title XVIII exempt from state taxes or fees	34,718	34,581	0	28,865	28,964
Other Individual Policies:					
25.1. Non-cancellable	6,136	6,068	313	6,408	2,881
25.2. Guaranteed renewable	98,518	98,082	210	68,333	70,414
25.3. Non-renewable for stated reasons only	2,152	2,220	3	850	879
25.4. Other accident only	326	323	0	247	170
25.5. All other	5,357	5,385	0	3,735	3,933
25.6. Totals (sum of Lines 25.1 to 25.5)	112,488	112,079	526	79,574	78,277
26. Totals (Lines 24 + 24.1 + 24.2 + 24.3 + 24.4 + 25.6)	395,001	395,427	601	306,310	309,409

LIFE INSURANCE INDUSTRY AGGREGATES

ANNUAL STATEMENT FOR THE YEAR 2019 OF THE

DIRECT BUSINESS IN THE STATE OF

AMERICAN SAMOA

DURING THE YEAR

24

(000's)

LIFE INSURANCE

DIRECT PREMIUMS AND ANNUITY CONSIDERATIONS	Ordinary	Credit Life (Group and Individual)	Group	Industrial	Total
DIRECT PREMIUMS AND ANNUITY CONSID					
1. Life insurance	1,618	0	1,530	0	3,149
2. Annuity considerations	22		6	0	27
3. Deposit-type contract funds	0	XXX	0	XXX	0
4. Other considerations	0	0	0	0	0
5. Totals (Sum of Lines 1 to 4)	1,640	0	1,536	0	3,176
DIRECT DIVIDENDS TO POLICYHOLDERS					
Life insurance:					
6.1. Paid in cash or left on deposit	2	0	0	0	2
6.2. Applied to pay renewal premiums	1	0	0	0	1
6.3. Apld to pd-up adds/shortn endwtp/prem-pay period	5	0	0	0	5
6.4. Other life insurance	3	0	0	0	3
6.5. Totals (Sum of Lines 6.1 to 6.4)	10	0	0	0	10
Annuities:					
7.1. Paid in cash or left on deposit	0	0	0	0	0
7.2. Applied to provide paid-up annuities	0	0	0	0	0
7.3. Other	1	0	0	0	1
7.4. Totals (Sum of Lines 7.1 to 7.3)	1	0	0	0	1
8. Grand totals (Lines 6.5 + 7.4)	11	0	0	0	11
DIRECT CLAIMS AND BENEFITS PAID					
9. Death benefits	1,677	0	954	0	2,631
10. Matured endowments	0	0	0	0	0
11. Annuity benefits	107	0	6	0	112
12. Surrender values and withdrawals for life contracts	676	0	15	0	691
13. Aggr write-ins for misc direct claims & benefits paid	0	0	0	0	0
14. All other benefits, except accident and health	1	0	0	0	1
15. Totals	2,461	0	975	0	3,436

DIRECT DEATH BENEFITS AND MATURED ENDOWMENTS INCURRED	Ordinary		Credit Life (Group and Individual)		Group		Industrial		Total	
	Number	Amount	Number	Amount	Number	Amount	Number	Amount	Number	Amount
DIRECT CLAIMS AND BENEFITS PAID										
16. Unpaid Dec. 31, prior year	0	166	0	0	0	484	0	0	0	650
17. Incurred during current year	0	2,114	0	0	0	1,214	0	0	0	3,328
SETTLED DURING CURRENT YEAR										
18.1. By payment in full	0	2,152	0	0	0	954	0	0	0	3,107
18.2. By payment on compromised claims	0	0	0	0	0	0	0	0	0	0
18.3. Totals paid	0	2,152	0	0	0	954	0	0	0	3,107
18.4. Reduction by compromise	0	0	0	0	0	0	0	0	0	0
18.5. Amount rejected	0	0	0	0	0	250	0	0	0	250
18.6. Total settlements	0	2,152	0	0	0	1,204	0	0	0	3,357
19. Unpaid December 31, current year	0	127	0	0	0	494	0	0	0	621
POLICY EXHIBIT										
20. In force December 31, prior year	3	136,974	0	0	3	409,273	0	0	6	546,247
21. Issued during year	0	31	0	0	1	76,675	0	0	1	76,706
22. Other changes to in force (Net)	0	(17,173)	0	0	0	270,540	0	7	(1)	253,374
23. In force December 31 of current year	2	119,831	0	0	4	756,487	0	8	6	876,327

ACCIDENT AND HEALTH INSURANCE

	Direct Premiums	Direct Premiums Earned	Dividends Paid Or Credited On Direct Business	Direct Losses Paid	Direct Losses Incurred
24. Group policies	363	360	0	59	63
24.1. Federal Employees Health Benefits Program premium	0	0	0	0	0
24.2. Credit (Group and Individual)	0	0	0	0	0
24.3. Collectively renewable policies	0	0	0	0	0
24.4. Medicare Title XVIII exempt from state taxes or fees	9	10	0	8	8
Other Individual Policies:					
25.1. Non-cancellable	5	4	0	0	0
25.2. Guaranteed renewable	23	23	0	20	21
25.3. Non-renewable for stated reasons only	0	0	0	0	0
25.4. Other accident only	0	0	0	0	0
25.5. All other	0	0	0	0	0
25.6. Totals (sum of Lines 25.1 to 25.5)	28	27	0	20	21
26. Totals (Lines 24 + 24.1 + 24.2 + 24.3 + 24.4 + 25.6)	401	397	0	87	92

LIFE INSURANCE INDUSTRY AGGREGATES

ANNUAL STATEMENT FOR THE YEAR 2019 OF THE

DIRECT BUSINESS IN THE STATE OF

GUAM

DURING THE YEAR

24

(000's)

LIFE INSURANCE

DIRECT PREMIUMS AND ANNUITY CONSIDERATIONS	Ordinary		Credit Life (Group and Individual)		Group		Industrial		Total	
DIRECT PREMIUMS AND ANNUITY CONSID										
1. Life insurance	37,452		2,234		17,837		0			57,522
2. Annuity considerations	7,077		0		2,150		0			9,228
3. Deposit-type contract funds	30		XXX		102		XXX			132
4. Other considerations	0		0		6,219		0			6,219
5. Totals (Sum of Lines 1 to 4)	44,559		2,234		26,308		0			73,101
DIRECT DIVIDENDS TO POLICYHOLDERS										
Life insurance:										
6.1. Paid in cash or left on deposit	170		0		6		0			176
6.2. Applied to pay renewal premiums	158		0		10		0			168
6.3. Apld to pd-up adds/shortn endwt/prem-pay period	584		0		0		0			584
6.4. Other life insurance	7		0		0		0			7
6.5. Totals (Sum of Lines 6.1 to 6.4)	919		0		16		0			935
Annuities:										
7.1. Paid in cash or left on deposit	1		0		0		0			1
7.2. Applied to provide paid-up annuities	0		0		0		0			0
7.3. Other	22		0		0		0			22
7.4. Totals (Sum of Lines 7.1 to 7.3)	24		0		0		0			24
8. Grand totals (Lines 6.5 + 7.4)	942		0		16		0			958
DIRECT CLAIMS AND BENEFITS PAID										
9. Death benefits	20,855		636		11,924		0			33,415
10. Matured endowments	160		0		1		0			160
11. Annuity benefits	805		0		3,499		0			4,304
12. Surrender values and withdrawals for life contracts	11,798		0		10,288		0			22,086
13. Aggr write-ins for misc direct claims & benefits paid	68		0		0		0			68
14. All other benefits, except accident and health	120		0		9		0			129
15. Totals	33,805		636		25,721		0			60,162
DIRECT DEATH BENEFITS AND MATURED ENDOWMENTS INCURRED	Ordinary		Credit Life (Group and Individual)		Group		Industrial		Total	
	Number	Amount	Number	Amount	Number	Amount	Number	Amount	Number	Amount
DIRECT CLAIMS AND BENEFITS PAID										
16. Unpaid Dec. 31, prior year	0	6,142	0	355	0	1,675	0	0	0	8,172
17. Incurred during current year	0	20,047	0	589	0	12,179	0	0	0	32,815
SETTLED DURING CURRENT YEAR										
18.1. By payment in full	0	20,599	0	571	0	11,924	0	0	1	33,094
18.2. By payment on compromised claims	0	0	0	0	0	0	0	0	0	0
18.3. Totals paid	0	20,599	0	571	0	11,924	0	0	1	33,094
18.4. Reduction by compromise	0	0	0	0	0	0	0	0	0	0
18.5. Amount rejected	0	250	0	0	0	0	0	0	0	250
18.6. Total settlements	0	20,849	0	571	0	11,924	0	0	1	33,344
19. Unpaid December 31, current year	0	5,340	0	373	0	1,929	0	0	0	7,643
POLICY EXHIBIT										
20. In force December 31, prior year	34	4,851,238	17	194,928	8	2,742,193	0	18	59	7,788,377
21. Issued during year	2	348,197	7	155,285	1	87,078	0	0	10	590,560
22. Other changes to in force (Net)	(1)	(290,435)	(9)	(183,389)	(2)	(16,901)	0	334	(12)	(490,391)
23. In force December 31 of current year	34	4,909,000	15	166,823	8	2,812,371	0	352	57	7,888,546

ACCIDENT AND HEALTH INSURANCE

	Direct Premiums	Direct Premiums Earned	Dividends Paid Or Credited On Direct Business	Direct Losses Paid	Direct Losses Incurred
24. Group policies	45,877	45,541	2	38,076	36,337
24.1. Federal Employees Health Benefits Program premium	4	4	0	4	4
24.2. Credit (Group and Individual)	289	215	0	5	(31)
24.3. Collectively renewable policies	2	2	0	0	0
24.4. Medicare Title XVIII exempt from state taxes or fees	1,403	1,453	0	1,056	1,072
Other Individual Policies:					
25.1. Non-cancellable	108	114	0	41	41
25.2. Guaranteed renewable	16,810	17,021	1	6,750	6,831
25.3. Non-renewable for stated reasons only	58	58	0	1	3
25.4. Other accident only	0	1	0	0	0
25.5. All other	5	5	0	0	(2)
25.6. Totals (sum of Lines 25.1 to 25.5)	16,983	17,199	1	6,792	6,873
26. Totals (Lines 24 + 24.1 + 24.2 + 24.3 + 24.4 + 25.6)	64,558	64,413	3	45,932	44,256

LIFE INSURANCE INDUSTRY AGGREGATES

ANNUAL STATEMENT FOR THE YEAR 2019 OF THE

DIRECT BUSINESS IN THE STATE OF

NORTHERN MARIANA ISLANDS

DURING THE YEAR

24

(000's)

LIFE INSURANCE

DIRECT PREMIUMS AND ANNUITY CONSIDERATIONS	Ordinary	Credit Life (Group and Individual)	Group	Industrial	Total
DIRECT PREMIUMS AND ANNUITY CONSID					
1. Life insurance	2,776	303	5,442	0	8,521
2. Annuity considerations	167	0	77	0	244
3. Deposit-type contract funds	0	XXX	6	XXX	6
4. Other considerations	0	0	0	0	0
5. Totals (Sum of Lines 1 to 4)	2,943	303	5,526	0	8,771
DIRECT DIVIDENDS TO POLICYHOLDERS					
Life insurance:					
6.1. Paid in cash or left on deposit	1	0	0	0	1
6.2. Applied to pay renewal premiums	2	0	0	0	2
6.3. Apld to pd-up adds/shortn endwrt/prem-pay period	2	0	0	0	2
6.4. Other life insurance	0	0	0	0	0
6.5. Totals (Sum of Lines 6.1 to 6.4)	4	0	0	0	4
Annuities:					
7.1. Paid in cash or left on deposit	0	0	0	0	0
7.2. Applied to provide paid-up annuities	0	0	0	0	0
7.3. Other	0	0	0	0	0
7.4. Totals (Sum of Lines 7.1 to 7.3)	0	0	0	0	0
8. Grand totals (Lines 6.5 + 7.4)	4	0	0	0	4
DIRECT CLAIMS AND BENEFITS PAID					
9. Death benefits	1,486	174	3,174	0	4,834
10. Matured endowments	129	0	0	0	129
11. Annuity benefits	140	0	0	0	140
12. Surrender values and withdrawals for life contracts	726	0	14	0	740
13. Aggr write-ins for misc direct claims & benefits paid	0	0	0	0	0
14. All other benefits, except accident and health	70	0	0	0	70
15. Totals	2,550	174	3,188	0	5,912

DIRECT DEATH BENEFITS AND MATURED ENDOWMENTS INCURRED	Ordinary		Credit Life (Group and Individual)		Group		Industrial		Total	
	Number	Amount	Number	Amount	Number	Amount	Number	Amount	Number	Amount
DIRECT CLAIMS AND BENEFITS PAID										
16. Unpaid Dec. 31, prior year	0	540	0	79	0	11,860	0	0	0	12,478
17. Incurred during current year	0	1,546	0	293	0	3,532	0	0	0	5,371
SETTLED DURING CURRENT YEAR										
18.1. By payment in full	0	1,346	0	174	0	3,174	0	0	0	4,694
18.2. By payment on compromised claims	0	0	0	0	0	0	0	0	0	0
18.3. Totals paid	0	1,346	0	174	0	3,174	0	0	0	4,694
18.4. Reduction by compromise	0	0	0	0	0	0	0	0	0	0
18.5. Amount rejected	0	0	0	0	0	0	0	0	0	0
18.6. Total settlements	0	1,346	0	174	0	3,174	0	0	0	4,694
19. Unpaid December 31, current year	0	739	0	197	0	12,218	0	0	0	13,155
POLICY EXHIBIT										
20. In force December 31, prior year	4	297,190	3	21,209	0	869,406	0	598	7	1,188,402
21. Issued during year	0	5,130	1	11,210	0	33,940	0	0	1	50,279
22. Other changes to in force (Net)	0	(17,736)	(2)	(11,931)	0	(153,465)	0	(337)	(2)	(183,468)
23. In force December 31 of current year	4	284,583	2	20,488	0	749,881	0	262	6	1,055,213

ACCIDENT AND HEALTH INSURANCE

	Direct Premiums	Direct Premiums Earned	Dividends Paid Or Credited On Direct Business	Direct Losses Paid	Direct Losses Incurred
24. Group policies	38,259	38,217	0	26,441	27,939
24.1. Federal Employees Health Benefits Program premium	0	0	0	0	0
24.2. Credit (Group and Individual)	49	19	0	2	12
24.3. Collectively renewable policies	0	0	0	0	0
24.4. Medicare Title XVIII exempt from state taxes or fees	180	187	0	150	150
Other Individual Policies:					
25.1. Non-cancellable	0	0	0	0	0
25.2. Guaranteed renewable	122	123	0	61	62
25.3. Non-renewable for stated reasons only	0	0	0	0	0
25.4. Other accident only	0	0	0	0	0
25.5. All other	0	0	0	0	0
25.6. Totals (sum of Lines 25.1 to 25.5)	122	123	0	61	62
26. Totals (Lines 24 + 24.1 + 24.2 + 24.3 + 24.4 + 25.6)	38,610	38,546	0	26,653	28,163

LIFE INSURANCE INDUSTRY AGGREGATES

ANNUAL STATEMENT FOR THE YEAR 2019 OF THE

DIRECT BUSINESS IN THE STATE OF

PUERTO RICO

DURING THE YEAR

24

(000's)

LIFE INSURANCE

DIRECT PREMIUMS AND ANNUITY CONSIDERATIONS	Ordinary	Credit Life (Group and Individual)	Group	Industrial	Total
DIRECT PREMIUMS AND ANNUITY CONSID					
1. Life insurance	443,241	38,174	74,759	0	556,174
2. Annuity considerations	712,530	0	87,222	0	799,752
3. Deposit-type contract funds	18,661	XXX	11,996	XXX	30,657
4. Other considerations	0	0	84,943	0	84,943
5. Totals (Sum of Lines 1 to 4)	1,174,432	38,174	258,920	0	1,471,526
DIRECT DIVIDENDS TO POLICYHOLDERS					
Life insurance:					
6.1. Paid in cash or left on deposit	1,450	0	50	0	1,501
6.2. Applied to pay renewal premiums	741	0	90	0	831
6.3. Apld to pd-up adds/shortn endwt/prem-pay period	11,021	0	0	10	11,031
6.4. Other life insurance	15	0	0	0	15
6.5. Totals (Sum of Lines 6.1 to 6.4)	13,228	0	140	10	13,378
Annuities:					
7.1. Paid in cash or left on deposit	2,428	0	46	0	2,474
7.2. Applied to provide paid-up annuities	2	0	0	0	2
7.3. Other	563	0	622	0	1,185
7.4. Totals (Sum of Lines 7.1 to 7.3)	2,993	0	668	0	3,661
8. Grand totals (Lines 6.5 + 7.4)	16,221	0	809	10	17,039
DIRECT CLAIMS AND BENEFITS PAID					
9. Death benefits	157,381	11,763	55,654	44	224,843
10. Matured endowments	947	0	0	1	948
11. Annuity benefits	27,365	0	47,731	0	75,096
12. Surrender values and withdrawals for life contracts	267,808	0	222,777	0	490,586
13. Aggr write-ins for misc direct claims & benefits paid	2,554	0	0	0	2,554
14. All other benefits, except accident and health	2,141	0	107	0	2,248
15. Totals	458,197	11,763	326,270	46	796,275

DIRECT DEATH BENEFITS AND MATURED ENDOWMENTS INCURRED	Ordinary		Credit Life (Group and Individual)		Group		Industrial		Total	
	Number	Amount	Number	Amount	Number	Amount	Number	Amount	Number	Amount
DIRECT CLAIMS AND BENEFITS PAID										
16. Unpaid Dec. 31, prior year	1	32,353	0	4,856	0	18,366	0	6	1	55,581
17. Incurred during current year	2	144,884	2	16,089	8	66,946	0	48	12	227,967
SETTLED DURING CURRENT YEAR										
18.1. By payment in full	2	151,972	1	10,975	6	54,497	0	45	9	217,488
18.2. By payment on compromised claims	0	14	0	0	0	25	0	0	0	38
18.3. Totals paid	2	151,985	1	10,975	6	54,521	0	45	9	217,526
18.4. Reduction by compromise	0	398	0	365	2	3,972	0	0	2	4,734
18.5. Amount rejected	0	836	0	3,256	1	2,147	0	0	1	6,239
18.6. Total settlements	2	153,220	2	14,595	8	60,640	0	45	12	228,500
19. Unpaid December 31, current year	0	24,017	0	6,350	0	24,672	0	9	1	55,049
POLICY EXHIBIT										
20. In force December 31, prior year	641	43,930,990	508	1,530,436	98	20,414,606	3	706	1,249	65,876,737
21. Issued during year	159	3,996,109	84	632,692	15	1,435,712	0	0	258	6,064,513
22. Other changes to in force (Net)	(79)	(3,109,343)	(100)	(729,607)	(12)	(991,810)	0	(259)	(191)	(4,831,019)
23. In force December 31 of current year	721	44,817,755	492	1,433,521	100	20,858,508	3	447	1,316	67,110,231

ACCIDENT AND HEALTH INSURANCE

	Direct Premiums	Direct Premiums Earned	Dividends Paid Or Credited On Direct Business	Direct Losses Paid	Direct Losses Incurred
24. Group policies	529,731	528,988	257	430,184	423,420
24.1. Federal Employees Health Benefits Program premium	25	25	0	10	10
24.2. Credit (Group and Individual)	10,897	11,138	0	1,406	1,219
24.3. Collectively renewable policies	54	54	0	47	(21)
24.4. Medicare Title XVIII exempt from state taxes or fees	14,759	15,409	0	12,131	12,473
Other Individual Policies:					
25.1. Non-cancellable	19,286	18,453	614	29,481	21,072
25.2. Guaranteed renewable	233,988	211,519	0	91,541	92,146
25.3. Non-renewable for stated reasons only	154	156	4	52	369
25.4. Other accident only	11	11	0	3	2
25.5. All other	25,861	25,561	0	10,682	11,402
25.6. Totals (sum of Lines 25.1 to 25.5)	279,300	255,700	618	131,760	124,991
26. Totals (Lines 24 + 24.1 + 24.2 + 24.3 + 24.4 + 25.6)	834,766	811,314	875	575,538	562,092

LIFE INSURANCE INDUSTRY AGGREGATES

ANNUAL STATEMENT FOR THE YEAR 2019 OF THE

DIRECT BUSINESS IN THE STATE OF

U.S. VIRGIN ISLANDS

DURING THE YEAR

24

(000's)

LIFE INSURANCE

DIRECT PREMIUMS AND ANNUITY CONSIDERATIONS	Ordinary		Credit Life (Group and Individual)		Group		Industrial		Total	
DIRECT PREMIUMS AND ANNUITY CONSID										
1. Life insurance	14,640		780		15,603		0			31,023
2. Annuity considerations	7,340		0		27,757		0			35,097
3. Deposit-type contract funds	65		XXX		138		XXX			203
4. Other considerations	174		0		6,980		0			7,154
5. Totals (Sum of Lines 1 to 4)	22,220		780		50,477		0			73,478
DIRECT DIVIDENDS TO POLICYHOLDERS										
Life insurance:										
6.1. Paid in cash or left on deposit	92		0		40		0			133
6.2. Applied to pay renewal premiums	197		0		11		0			208
6.3. Apld to pd-up adds/shortn endwt/prem-pay period	779		0		0		2			781
6.4. Other life insurance	3		0		0		0			3
6.5. Totals (Sum of Lines 6.1 to 6.4)	1,072		0		52		2			1,125
Annuities:										
7.1. Paid in cash or left on deposit	445		0		0		0			445
7.2. Applied to provide paid-up annuities	0		0		0		0			0
7.3. Other	356		0		11		0			367
7.4. Totals (Sum of Lines 7.1 to 7.3)	801		0		11		0			812
8. Grand totals (Lines 6.5 + 7.4)	1,873		0		63		2			1,938
DIRECT CLAIMS AND BENEFITS PAID										
9. Death benefits	7,453		372		10,972		4			18,801
10. Matured endowments	20		0		1		2			23
11. Annuity benefits	3,526		0		3,625		0			7,151
12. Surrender values and withdrawals for life contracts	10,939		0		10,443		1			21,384
13. Aggr write-ins for misc direct claims & benefits paid	1		0		0		0			1
14. All other benefits, except accident and health	50		0		6		0			57
15. Totals	21,989		372		25,048		8			47,417
DIRECT DEATH BENEFITS AND MATURED ENDOWMENTS INCURRED	Ordinary		Credit Life (Group and Individual)		Group		Industrial		Total	
	Number	Amount	Number	Amount	Number	Amount	Number	Amount	Number	Amount
DIRECT CLAIMS AND BENEFITS PAID										
16. Unpaid Dec. 31, prior year	0	972	0	0	0	(5,855)	0	0	0	(4,883)
17. Incurred during current year	0	6,389	0	181	0	10,743	0	6	0	17,319
SETTLED DURING CURRENT YEAR										
18.1. By payment in full	0	5,015	0	180	0	10,972	0	6	0	16,173
18.2. By payment on compromised claims	0	0	0	0	0	0	0	0	0	0
18.3. Totals paid	0	5,015	0	180	0	10,972	0	6	0	16,173
18.4. Reduction by compromise	0	0	0	0	0	0	0	0	0	0
18.5. Amount rejected	0	0	0	0	0	0	0	0	0	0
18.6. Total settlements	0	5,015	0	180	0	10,972	0	6	0	16,173
19. Unpaid December 31, current year	0	2,346	0	2	0	(6,084)	0	0	0	(3,736)
POLICY EXHIBIT										
20. In force December 31, prior year	9	1,700,298	3	17,870	2	1,706,971	0	107	14	3,425,247
21. Issued during year	0	53,967	0	4,515	0	176,894	0	0	1	235,376
22. Other changes to in force (Net)	0	41,914	(1)	1,486	0	7,203	59	360,457	58	411,060
23. In force December 31 of current year	9	1,796,180	2	23,871	2	1,891,068	59	360,564	73	4,071,683

ACCIDENT AND HEALTH INSURANCE

	Direct Premiums	Direct Premiums Earned	Dividends Paid Or Credited On Direct Business	Direct Losses Paid	Direct Losses Incurred
24. Group policies	228,583	232,179	1	193,985	196,102
24.1. Federal Employees Health Benefits Program premium	0	0	0	0	0
24.2. Credit (Group and Individual)	458	489	0	53	45
24.3. Collectively renewable policies	2	2	0	0	0
24.4. Medicare Title XVIII exempt from state taxes or fees	7,376	7,573	0	4,936	4,979
Other Individual Policies:					
25.1. Non-cancellable	152	155	1	59	610
25.2. Guaranteed renewable	11,500	11,582	0	4,537	4,453
25.3. Non-renewable for stated reasons only	13	14	0	0	(2)
25.4. Other accident only	2	2	0	0	0
25.5. All other	46	0	0	0	0
25.6. Totals (sum of Lines 25.1 to 25.5)	11,713	11,753	1	4,596	5,061
26. Totals (Lines 24 + 24.1 + 24.2 + 24.3 + 24.4 + 25.6)	248,131	251,996	2	203,570	206,188

LIFE INSURANCE INDUSTRY AGGREGATES

ANNUAL STATEMENT FOR THE YEAR 2019 OF THE

DIRECT BUSINESS IN THE STATE OF

CANADA

DURING THE YEAR

24

(000's)

LIFE INSURANCE

DIRECT PREMIUMS AND ANNUITY CONSIDERATIONS	Ordinary	Credit Life (Group and Individual)	Group	Industrial	Total
DIRECT PREMIUMS AND ANNUITY CONSID					
1. Life insurance	288,805	152,025	57,256	0	498,086
2. Annuity considerations	7,990	0	18,442	0	26,432
3. Deposit-type contract funds	72,326	XXX	1,695	XXX	74,021
4. Other considerations	0	0	31,875	0	31,875
5. Totals (Sum of Lines 1 to 4)	369,121	152,025	109,268	0	630,414
DIRECT DIVIDENDS TO POLICYHOLDERS					
Life insurance:					
6.1. Paid in cash or left on deposit	2,299	0	22,860	0	25,160
6.2. Applied to pay renewal premiums	4,033	0	40	0	4,073
6.3. Apld to pd-up adds/shortn endwrt/prem-pay period	26,858	0	0	21	26,879
6.4. Other life insurance	143	0	0	0	143
6.5. Totals (Sum of Lines 6.1 to 6.4)	33,334	0	22,900	21	56,255
Annuities:					
7.1. Paid in cash or left on deposit	4,002	0	0	0	4,002
7.2. Applied to provide paid-up annuities	22	0	0	0	22
7.3. Other	1,976	0	0	0	1,977
7.4. Totals (Sum of Lines 7.1 to 7.3)	6,001	0	0	0	6,001
8. Grand totals (Lines 6.5 + 7.4)	39,334	0	22,901	21	62,256
DIRECT CLAIMS AND BENEFITS PAID					
9. Death benefits	74,548	16,847	26,080	37	117,511
10. Matured endowments	1,090	0	0	1	1,091
11. Annuity benefits	101,764	0	34,988	0	136,752
12. Surrender values and withdrawals for life contracts	71,041	0	30,868	2	101,911
13. Aggr write-ins for misc direct claims & benefits paid	0	0	0	0	0
14. All other benefits, except accident and health	345	0	727	0	1,071
15. Totals	248,788	16,847	92,663	40	358,337

DIRECT DEATH BENEFITS AND MATURED ENDOWMENTS INCURRED	Ordinary		Credit Life (Group and Individual)		Group		Industrial		Total	
	Number	Amount	Number	Amount	Number	Amount	Number	Amount	Number	Amount
DIRECT CLAIMS AND BENEFITS PAID										
16. Unpaid Dec. 31, prior year	2	11,301	0	444	0	5,261	0	24	2	17,030
17. Incurred during current year	6	93,795	7	16,802	0	25,348	0	28	13	135,974
SETTLED DURING CURRENT YEAR										
18.1. By payment in full	6	87,680	7	16,910	0	26,079	0	38	13	130,706
18.2. By payment on compromised claims	0	1	0	0	0	0	0	0	0	1
18.3. Totals paid	6	87,680	7	16,910	0	26,079	0	38	13	130,706
18.4. Reduction by compromise	0	300	0	0	0	0	0	0	0	300
18.5. Amount rejected	0	115	0	0	0	130	0	0	0	245
18.6. Total settlements	6	88,095	7	16,910	0	26,209	0	38	13	131,251
19. Unpaid December 31, current year	2	17,002	0	336	0	4,401	0	15	2	21,753
POLICY EXHIBIT										
20. In force December 31, prior year	569	21,213,221	2,481	6,654,360	0	20,763,705	1	3,022	3,051	48,634,307
21. Issued during year	47	2,025,160	109	1,440,301	0	49,486	0	0	157	3,514,948
22. Other changes to in force (Net)	2	(300,323)	(765)	(1,156,481)	0	(2,835,950)	29	171,668	(734)	(4,121,087)
23. In force December 31 of current year	619	22,938,057	1,825	6,938,180	0	17,977,241	30	174,690	2,474	48,028,168

ACCIDENT AND HEALTH INSURANCE

	Direct Premiums	Direct Premiums Earned	Dividends Paid Or Credited On Direct Business	Direct Losses Paid	Direct Losses Incurred
24. Group policies	60,610	59,579	39	45,375	38,042
24.1. Federal Employees Health Benefits Program premium	0	0	0	0	0
24.2. Credit (Group and Individual)	134,472	136,017	0	16,985	17,572
24.3. Collectively renewable policies	0	0	0	0	0
24.4. Medicare Title XVIII exempt from state taxes or fees	3	3	0	0	0
Other Individual Policies:					
25.1. Non-cancellable	77,989	77,248	71	24,044	23,689
25.2. Guaranteed renewable	152,339	151,489	13	53,759	55,557
25.3. Non-renewable for stated reasons only	13	13	0	0	0
25.4. Other accident only	20	21	0	90	54
25.5. All other	154	154	0	33	50
25.6. Totals (sum of Lines 25.1 to 25.5)	230,515	228,924	84	77,925	79,350
26. Totals (Lines 24 + 24.1 + 24.2 + 24.3 + 24.4 + 25.6)	425,600	424,523	123	140,284	134,963

LIFE INSURANCE INDUSTRY AGGREGATES

ANNUAL STATEMENT FOR THE YEAR 2019 OF THE

DIRECT BUSINESS IN THE STATE OF

AGGR OTHER ALIEN

DURING THE YEAR

24

(000's)

LIFE INSURANCE

DIRECT PREMIUMS AND ANNUITY CONSIDERATIONS	Ordinary	Credit Life (Group and Individual)	Group	Industrial	Total
DIRECT PREMIUMS AND ANNUITY CONSID					
1. Life insurance	1,579,759	28,244	87,548	94	1,695,646
2. Annuity considerations	56,304	0	33,977	0	90,281
3. Deposit-type contract funds	2,755	XXX	1,289	XXX	4,043
4. Other considerations	0	0	14,819	0	14,819
5. Totals (Sum of Lines 1 to 4)	1,638,818	28,244	137,633	94	1,804,789
DIRECT DIVIDENDS TO POLICYHOLDERS					
Life insurance:					
6.1. Paid in cash or left on deposit	8,521	3	389	0	8,914
6.2. Applied to pay renewal premiums	13,923	0	214	0	14,137
6.3. Apld to pd-up adds/shortn endwt/prem-pay period	50,191	0	0	28	50,218
6.4. Other life insurance	1,550	0	0	0	1,550
6.5. Totals (Sum of Lines 6.1 to 6.4)	74,185	3	603	28	74,819
Annuities:					
7.1. Paid in cash or left on deposit	21,333	0	(1,022)	0	20,312
7.2. Applied to provide paid-up annuities	124	0	0	0	124
7.3. Other	9,636	0	3	0	9,639
7.4. Totals (Sum of Lines 7.1 to 7.3)	31,093	0	(1,019)	0	30,075
8. Grand totals (Lines 6.5 + 7.4)	105,279	3	(416)	28	104,894
DIRECT CLAIMS AND BENEFITS PAID					
9. Death benefits	322,000	8,278	93,266	605	424,150
10. Matured endowments	166,003	0	0	260	166,263
11. Annuity benefits	263,678	0	63,723	0	327,401
12. Surrender values and withdrawals for life contracts	980,457	0	2,264,289	143	3,244,890
13. Aggr write-ins for misc direct claims & benefits paid	165	0	0	0	165
14. All other benefits, except accident and health	8,505	0	26	0	8,531
15. Totals	1,740,808	8,278	2,421,305	1,009	4,171,399

DIRECT DEATH BENEFITS AND MATURED ENDOWMENTS INCURRED	Ordinary		Credit Life (Group and Individual)		Group		Industrial		Total	
	Number	Amount	Number	Amount	Number	Amount	Number	Amount	Number	Amount
DIRECT CLAIMS AND BENEFITS PAID										
16. Unpaid Dec. 31, prior year	1	190,573	0	6,083	1	25,615	0	107	2	222,378
17. Incurred during current year	2	502,360	0	8,390	3	33,374	1	889	6	545,013
SETTLED DURING CURRENT YEAR										
18.1. By payment in full	2	468,451	0	8,142	3	37,623	0	865	5	515,081
18.2. By payment on compromised claims	0	3,803	0	49	0	823	0	0	0	4,675
18.3. Totals paid	2	472,254	0	8,191	3	38,447	0	865	5	519,756
18.4. Reduction by compromise	0	35	0	0	0	0	0	0	0	35
18.5. Amount rejected	0	7,875	0	12	0	72	0	0	0	7,959
18.6. Total settlements	2	480,164	0	8,203	3	38,518	0	865	5	527,750
19. Unpaid December 31, current year	1	212,769	0	6,270	1	20,470	1	130	2	239,640
POLICY EXHIBIT										
20. In force December 31, prior year	2,111	114,209,263	734	2,467,618	1,216	73,546,355	6	4,241	4,066	190,227,478
21. Issued during year	299	10,418,444	854	723,213	74	4,075,384	0	0	1,228	15,217,040
22. Other changes to in force (Net)	(251)	(5,658,340)	(369)	(911,226)	(275)	(14,094,331)	2	11,459	(893)	(20,652,437)
23. In force December 31 of current year	2,159	118,969,367	1,219	2,279,605	1,015	63,527,408	8	15,700	4,400	184,792,080

ACCIDENT AND HEALTH INSURANCE

	Direct Premiums	Direct Premiums Earned	Dividends Paid Or Credited On Direct Business	Direct Losses Paid	Direct Losses Incurred
24. Group policies	1,243,087	1,232,169	100	916,245	954,913
24.1. Federal Employees Health Benefits Program premium	0	0	0	2,182	2,221
24.2. Credit (Group and Individual)	54	1,807	0	257	(9)
24.3. Collectively renewable policies	0	0	0	8	(247)
24.4. Medicare Title XVIII exempt from state taxes or fees	104,300	77	0	84	159
Other Individual Policies:					
25.1. Non-cancellable	1,924	1,960	347	4,785	12,554
25.2. Guaranteed renewable	4,369	4,337	63	18,039	118,427
25.3. Non-renewable for stated reasons only	6,049	6,147	0	3,723	2,278
25.4. Other accident only	116,772	119,437	0	17,730	17,219
25.5. All other	10,842	6	0	37	60
25.6. Totals (sum of Lines 25.1 to 25.5)	139,955	131,888	410	44,315	150,538
26. Totals (Lines 24 + 24.1 + 24.2 + 24.3 + 24.4 + 25.6)	1,487,396	1,365,940	511	963,091	1,107,575

**2019 LIFE/FRATERNAL INSURANCE DATA BY
U.S. STATE, TERRITORY, CANADA, AND AGGREGATE OTHER ALIEN**

TECHNICAL NOTES

Schedule T and Schedule T, Part 2 (pp. 49 and 50)

All data are aggregated

State Pages (p. 24)

All data are aggregated

Life Insurance (State Page) By Line – Total: Sum of All U.S. States and Territories, Canada, and Other Foreign Countries

Life Insurance (State Page) By Line – By State: Sum of All Business in the Respective State

Medicare Part D Coverage Supplement

All data are aggregated

Maps and Graphs

Map – 2019 Direct Premium Volume by State: Schedule T, Total Columns 2 through 5 + Deposit-Type Contracts Columns

Graph – 2010–2019 Total Direct Premiums Written: Schedule T, Total Columns 2 through 5 + Deposit-Type Contracts Columns, Total Direct Business Line

Selected Data Elements From Company Statements

HOW TO LOCATE COMPANIES AND GROUPS

The companies that are members of groups are listed first in this section. The groups are in alphabetical order by group name.

The individual companies not included in any group are listed in alphabetical order immediately following the groups.

If the group name for an individual company is not known, refer to the index following this section.

LIFE INSURANCE INDUSTRY

Page 1

(000's)

INDIVIDUAL COMPANY DATA

NAIC Code	Company Name	DOM	Total Assets	Capital and Surplus	Direct Premium and Annuity Considerations Collected	Net Premium and Annuity Considerations	Net Investment Income	Total Income	Total Benefits, Endowments, Conversions and Payments	Direct and Assumed Commissions
AAA LIFE GRP										
71854	AAA Life Ins Co	MI	709,879	184,429	947,460	125,315	25,730	253,629	69,194	96,495
15282	AAA Life Ins Co of NY	NY	8,092	3,955	6,112	5,261	156	5,422	901	0
ADVANTAGE CAPITAL GRP										
71471	Ability Ins Co	NE	731,683	17,644	61,730	(9,587)	35,316	33,393	7,255	4,024
61115	Atlantic Coast Life Ins Co	SC	466,383	41,049	531,613	53,407	14,714	143,274	12,385	56,597
15828	Haymarket Ins Co	NE	1,788,022	32,752	0	227,005	74,763	308,146	62,627	40,349
16156	Jazz Reins Co	UT	763,015	254	0	0	23,125	31,211	0	7,959
68802	Sentinel Security Life Ins Co	UT	690,366	56,315	509,946	59,971	45,373	178,494	20,238	46,680
16732	Southern Atlantic Re Inc	SC	220,808	1,357	0	0	0	0	0	0
AEGON US HOLDING GRP										
70688	Transamerica Financial Life Ins Co	NY	31,907,545	1,017,968	5,728,056	5,701,957	339,707	6,591,560	7,276,269	132,253
86231	Transamerica Life Ins Co	IA	130,191,350	6,560,750	14,932,389	12,669,411	1,605,139	16,795,254	18,214,704	908,521
66281	Transamerica Premier Life Ins Co	IA	52,514,952	2,307,487	3,311,281	3,297,089	1,025,201	4,634,093	3,525,993	512,527
AFLAC GRP										
60380	American Family Life Assur Co of Col	NE	14,123,823	2,121,533	4,785,916	5,225,283	742,610	5,982,992	2,308,721	1,023,659
60526	American Family Life Assur Co of NY	NY	982,924	319,537	338,978	342,547	42,288	385,121	159,081	55,632
71730	Continental Amer Ins Co	NE	674,274	127,767	640,187	434,496	18,846	591,340	196,537	175,938
92908	Tier One Ins Co	NE	14,710	12,108	0	0	306	312	0	0
ALFA INS GRP										
79049	Alfa Life Ins Corp	AL	1,543,933	269,847	167,737	159,325	55,528	215,981	116,841	11,056
ALLIANZ INS GRP										
90611	Allianz Life Ins Co Of N Amer	MN	158,483,660	7,953,575	13,297,051	12,805,034	4,794,282	18,797,647	10,662,375	1,284,383
64190	Allianz Life Ins Co Of NY	NY	3,846,406	171,336	376,026	375,015	21,413	465,926	256,166	28,312
ALLSTATE INS GRP										
10773	ALIC Reins Co	SC	2,670,097	444,762	0	322,907	8,480	362,576	158,875	31,496
70866	Allstate Assur Co	IL	775,951	164,111	292,952	240,743	29,544	275,470	70,325	66,745
60186	Allstate Life Ins Co	IL	30,166,425	3,816,887	428,795	924,873	1,181,452	2,003,225	2,236,459	74,226
70874	Allstate Life Ins Co Of NY	NY	6,215,810	614,167	218,774	199,028	258,104	435,700	442,853	19,984
60534	American Heritage Life Ins Co	FL	2,075,346	344,864	1,104,849	958,765	74,975	1,054,479	463,942	196,397
64831	Intramercia Life Ins Co	NY	34,268	10,532	261	3	463	595	2,251	0
AMERCO CORP GRP										
61859	Christian Fidelity Life Ins Co	TX	55,336	26,305	23,736	23,661	2,544	26,416	15,726	637
68349	North Amer Ins Co	WI	18,183	13,371	9,970	9,938	746	10,754	7,931	224
76112	Oxford Life Ins Co	AZ	2,377,064	223,264	327,583	314,722	104,110	422,702	217,019	23,687
AMERICAN ENTERPRISE MUT GRP										
67679	American Republic Corp Ins Co	IA	15,119	7,909	45,547	0	278	5,626	0	1,928
60836	American Republic Ins Co	IA	1,135,278	519,659	112,030	626,916	34,732	676,821	451,573	168,157
71480	Great Western Ins Co	IA	1,369,597	32,020	199,356	(4,379)	57,573	12,850	6,671	34,217

LIFE INSURANCE INDUSTRY

Page 2

(000's)

INDIVIDUAL COMPANY DATA

NAIC Code	Company Name	DOM	General Insurance Expenses	Insurance Taxes, Licenses and Fees	Dividends to Policyholders	Federal Taxes Incurred	Net Gain from Operations	Net Realized Capital Gains	Net Income	Total Amount of Insurance
AAA LIFE GRP										
71854	AAA Life Ins Co	MI	30,528	18,107	0	9,375	17,780	(29)	17,750	12,378
15282	AAA Life Ins Co of NY	NY	4,459	340	0	(163)	(1,104)	0	(1,104)	464
ADVANTAGE CAPITAL GRP										
71471	Ability Ins Co	NE	11,826	1,294	0	0	(3,709)	444	(3,265)	0
61115	Atlantic Coast Life Ins Co	SC	13,135	1,543	0	2,856	8,891	(213)	8,678	65
15828	Haymarket Ins Co	NE	4,230	617	0	(1,051)	(10,088)	(1,212)	(11,300)	0
16156	Jazz Reins Co	UT	4	5	0	0	0	0	0	0
68802	Sentinel Security Life Ins Co	UT	20,832	1,357	12	6,529	9,457	(741)	8,716	193
16732	Southern Atlantic Re Inc	SC	0	0	0	0	0	0	0	0
AEGON US HOLDING GRP										
70688	Transamerica Financial Life Ins Co	NY	115,708	9,172	0	19,719	333,954	17,195	351,150	23,727
86231	Transamerica Life Ins Co	IA	620,394	107,293	9,236	(77,933)	3,094,738	240,524	3,335,262	150,424
66281	Transamerica Premier Life Ins Co	IA	359,873	56,832	1,030	41,000	349,625	229,130	578,755	170,495
AFLAC GRP										
60380	American Family Life Assur Co of Col	NE	1,101,603	127,454	3	206,463	853,597	10,551	864,148	36,982
60526	American Family Life Assur Co of NY	NY	32,508	10,282	0	23,869	74,736	337	75,073	1,621
71730	Continental Amer Ins Co	NE	201,410	21,640	0	(4,693)	(13,526)	(2,773)	(16,299)	2,247
92908	Tier One Ins Co	NE	2,486	263	0	(560)	(1,876)	(1)	(1,877)	0
ALFA INS GRP										
79049	Alfa Life Ins Corp	AL	25,118	4,727	5,684	(1,184)	6,123	2,207	8,331	26,306
ALLIANZ INS GRP										
90611	Allianz Life Ins Co Of N Amer	MN	530,954	62,699	0	773,272	(510,003)	1,052,826	542,823	15,815
64190	Allianz Life Ins Co Of NY	NY	21,085	3,233	0	(7,343)	27,270	(70,095)	(42,824)	8
ALLSTATE INS GRP										
10773	ALIC Reins Co	SC	4,684	108	0	(19,961)	(88,714)	(78)	(88,793)	158,192
70866	Allstate Assur Co	IL	123,515	8,598	0	(4,073)	(33,105)	0	(33,105)	56,974
60186	Allstate Life Ins Co	IL	205,984	17,893	4	7,376	418,242	68,301	486,542	123,671
70874	Allstate Life Ins Co Of NY	NY	38,408	7,846	44	26,390	(46,834)	12,852	(33,982)	34,510
60534	American Heritage Life Ins Co	FL	180,438	29,736	1	37,792	92,293	(364)	91,928	1,836
64831	Intramercia Life Ins Co	NY	135	51	0	13	223	0	223	0
AMERCO CORP GRP										
61859	Christian Fidelity Life Ins Co	TX	1,025	533	0	1,857	8,043	0	8,043	33
68349	North Amer Ins Co	WI	614	206	0	313	1,942	0	1,942	2
76112	Oxford Life Ins Co	AZ	11,903	3,285	0	6,011	18,599	1,484	20,083	1,365
AMERICAN ENTERPRISE MUT GRP										
67679	American Republic Corp Ins Co	IA	3,304	95	0	71	226	0	226	0
60836	American Republic Ins Co	IA	8,986	1,867	1,347	8,264	29,923	1,369	31,292	2,339
71480	Great Western Ins Co	IA	19,019	649	0	(1,605)	173	661	834	0

LIFE INSURANCE INDUSTRY

Page 1

(000's)

INDIVIDUAL COMPANY DATA

NAIC Code	Company Name	DOM	Total Assets	Capital and Surplus	Direct Premium and Annuity Considerations Collected	Net Premium and Annuity Considerations	Net Investment Income	Total Income	Total Benefits, Endowments, Conversions and Payments	Direct and Assumed Commissions
79987	Medico Corp Life Ins Co	IA	48,375	25,807	168,865	0	821	51,358	0	30,134
31119	Medico Ins Co	IA	52,700	32,785	135,597	392	1,199	44,139	1,227	17,533
65641	Medico Life & Hlth Ins Co	IA	14,487	13,037	7,351	0	456	3,414	0	1,484
AMERICAN EQUITY INVESTMENT GRP										
92738	American Equity Invest Life Ins Co	IA	57,673,180	3,490,196	4,080,869	4,015,838	2,215,863	6,330,268	3,130,108	415,369
11135	American Equity Investment Life Ins	NY	188,616	40,262	1,614	1,614	8,952	10,563	17,589	51
13183	Eagle Life Ins Co	IA	1,689,866	207,932	879,721	548,181	53,296	622,633	33,468	45,521
AMERICAN FAMILY INS GRP										
60399	American Family Life Ins Co	WI	5,454,250	685,061	455,848	380,314	199,733	600,912	272,674	21,599
AMERICAN FARMERS & RANCHERS GRP										
60004	American Farmers & Ranchers Life Ins	OK	31,157	2,396	2,613	2,100	1,145	3,344	2,096	38
AMERICAN FIDELITY CORP GRP										
60410	American Fidelity Assur Co	OK	6,656,825	544,295	1,281,637	1,176,161	180,829	1,408,808	666,357	159,705
60801	American Public Life Ins Co	OK	99,244	33,833	95,573	96,506	2,550	99,351	49,641	16,765
AMERICAN FINANCIAL GRP										
93661	Annuity Investors Life Ins Co	OH	3,213,628	349,312	160,784	160,784	114,578	287,849	317,315	12,610
63312	Great Amer Life Ins Co	OH	40,018,796	2,868,113	4,824,241	4,704,442	1,760,783	7,132,582	3,069,242	237,744
67083	Manhattan Natl Life Ins Co	OH	144,080	9,860	14,025	5,461	3,499	9,910	10,186	252
AMERICAN INTL GRP										
97780	AGC Life Ins Co	MO	10,871,948	9,227,726	0	402,733	1,518,452	1,926,512	54,102	131,699
60488	American Gen Life Ins Co	TX	192,292,552	6,288,673	16,941,892	14,264,715	6,102,600	20,651,899	11,008,107	1,142,853
70106	United States Life Ins Co in the Cit	NY	29,539,984	1,571,016	2,003,661	1,832,853	1,154,845	2,985,573	1,649,969	96,287
70238	Variable Ann Life Ins Co	TX	85,830,015	2,600,293	4,606,688	4,607,050	2,153,857	7,396,166	7,091,902	172,902
AMERICAN NATL FIN GRP										
63126	American Nat Life Ins Co of NY	NY	2,779,208	228,898	444,902	437,799	105,970	546,632	123,423	19,878
60739	American Natl Ins Co	TX	21,443,424	3,477,727	1,815,661	1,734,982	761,685	2,694,360	1,809,895	255,843
71773	American Natl Life Ins Co Of TX	TX	131,621	35,396	82,325	52,024	4,848	82,964	45,340	26,195
63657	Garden State Life Ins Co	TX	145,221	89,762	22,942	23,588	4,783	41,163	18,164	10,464
86355	Standard Life & Accident Ins Co	TX	500,366	293,692	102,867	81,392	18,502	119,956	64,852	24,823
AMERIPRISE FIN GRP										
65005	RiverSource Life Ins Co	MN	106,703,124	2,914,078	5,282,180	3,293,049	1,243,420	6,682,382	7,755,285	468,142
80594	Riversource Life Ins Co Of NY	NY	7,111,974	234,260	368,884	349,247	79,389	558,939	518,058	31,825
AMERITAS MUT HOLDING GRP										
61301	Ameritas Life Ins Corp	NE	24,057,137	1,693,254	3,248,802	3,113,090	532,923	3,808,694	2,754,058	214,351
60033	Ameritas Life Ins Corp of NY	NY	1,746,688	108,224	182,179	185,579	48,604	254,588	210,971	11,560
AMFIRST HOLDINGS GRP										
81442	Monitor Life Ins Co Of NY	NY	16,194	12,120	4,743	1,008	451	1,591	1,691	779

LIFE INSURANCE INDUSTRY

Page 2

(000's)

INDIVIDUAL COMPANY DATA

NAIC Code	Company Name	DOM	General Insurance Expenses	Insurance Taxes, Licenses and Fees	Dividends to Policyholders	Federal Taxes Incurred	Net Gain from Operations	Net Realized Capital Gains	Net Income	Total Amount of Insurance
79987	Medico Corp Life Ins Co	IA	19,574	712	0	508	429	0	429	0
31119	Medico Ins Co	IA	24,013	776	74	(139)	1,300	0	1,300	9
65641	Medico Life & Hlth Ins Co	IA	1,391	53	0	95	391	0	391	0
AMERICAN EQUITY INVESTMENT GRP										
92738	American Equity Invest Life Ins Co	IA	100,296	12,487	0	15,934	167,139	(23,830)	143,309	102
11135	American Equity Investment Life Ins	NY	538	120	0	754	2,845	(56)	2,789	0
13183	Eagle Life Ins Co	IA	7,736	1,616	0	6,997	16,333	(164)	16,170	0
AMERICAN FAMILY INS GRP										
60399	American Family Life Ins Co	WI	106,066	11,771	14,150	19,212	65,098	6,942	72,040	63,232
AMERICAN FARMERS & RANCHERS GRP										
60004	American Farmers & Ranchers Life Ins	OK	463	32	0	0	63	0	63	40
AMERICAN FIDELITY CORP GRP										
60410	American Fidelity Assur Co	OK	242,916	35,303	1,088	26,429	90,134	146	90,280	23,132
60801	American Public Life Ins Co	OK	20,357	3,613	0	1,186	6,935	154	7,088	587
AMERICAN FINANCIAL GRP										
93661	Annuity Investors Life Ins Co	OH	9,962	763	0	10,242	20,957	(708)	20,250	0
63312	Great Amer Life Ins Co	OH	105,394	9,918	11	130,458	29,301	(15,714)	13,587	2,802
67083	Manhattan Natl Life Ins Co	OH	1,048	225	27	(107)	555	(11)	544	497
AMERICAN INTL GRP										
97780	AGC Life Ins Co	MO	422	41	0	(61,514)	1,061,494	0	1,061,494	190,770
60488	American Gen Life Ins Co	TX	913,104	116,844	4,212	760,184	235,665	(144,047)	91,618	83,394
70106	United States Life Ins Co in the Cit	NY	126,122	11,707	40	146,985	216,843	36,120	252,963	38,941
70238	Variable Ann Life Ins Co	TX	365,040	19,982	0	303,403	360,783	70,712	431,494	2
AMERICAN NATL FIN GRP										
63126	American Nat Life Ins Co of NY	NY	12,175	2,052	6,804	6,932	(28,243)	72,966	44,722	5,826
60739	American Natl Ins Co	TX	224,476	34,723	1,576	(30,600)	(27,669)	5,751	(21,918)	82,123
71773	American Natl Life Ins Co Of TX	TX	7,765	1,886	0	(702)	1,807	(30)	1,777	416
63657	Garden State Life Ins Co	TX	2,038	656	0	2,191	10,201	(29)	10,171	894
86355	Standard Life & Accident Ins Co	TX	28,392	3,026	53	683	6,752	5,629	12,380	952
AMERIPRISE FIN GRP										
65005	RiverSource Life Ins Co	MN	397,779	56,821	0	456,428	1,504,784	(718,632)	786,152	48,940
80594	Riversource Life Ins Co Of NY	NY	23,896	2,970	0	38,660	(2,947)	(79,838)	(82,785)	3,327
AMERITAS MUT HOLDING GRP										
61301	Ameritas Life Ins Corp	NE	396,442	43,829	32,868	31,941	69,843	21,404	91,247	46,549
60033	Ameritas Life Ins Corp of NY	NY	25,278	3,038	904	1,841	(15,357)	(486)	(15,843)	5,425
AMFIRST HOLDINGS GRP										
81442	Monitor Life Ins Co Of NY	NY	1,214	253	0	120	380	(103)	277	1

LIFE INSURANCE INDUSTRY

Page 1

(000's)

INDIVIDUAL COMPANY DATA

NAIC Code	Company Name	DOM	Total Assets	Capital and Surplus	Direct Premium and Annuity Considerations Collected	Net Premium and Annuity Considerations	Net Investment Income	Total Income	Total Benefits, Endowments, Conversions and Payments	Direct and Assumed Commissions
AMICA MUT GRP										
72222	Amica Life Ins Co	RI	1,361,219	338,139	115,352	73,733	43,597	131,303	75,710	0
ANTHEM INC GRP										
13573	Anthem Life & Disability Ins Co	NY	29,388	20,170	18,279	18,424	746	19,175	11,942	1,757
61069	Anthem Life Ins Co	IN	761,705	180,623	305,875	507,968	20,232	530,268	383,943	31,488
97217	Greater GA Life Ins Co	GA	71,407	24,695	45,012	46,566	1,998	48,873	28,247	5,686
80314	Unicare Life & Hlth Ins Co	IN	894,835	222,136	195,917	531,741	10,297	1,791,027	1,601,592	1,822
APOLLO GLOBAL MGMT GRP										
60518	American Hlth & Life Ins Co	TX	1,281,565	192,360	405,817	479,696	36,381	520,773	123,133	96,064
68039	Athene Ann & Life Assur Co of NY	NY	3,243,382	318,195	265,702	183,725	136,086	352,519	55,965	2,912
61689	Athene Ann & Life Co	IA	65,504,862	1,208,648	12,100,814	1,696,381	2,591,327	3,347,585	1,080,585	584,671
61492	Athene Annuity & Life Assur Co	DE	28,470,748	1,525,667	106,615	1,213,948	810,285	6,425,850	727,921	459,625
63932	Athene Life Ins Co of NY	NY	957,638	68,921	42,603	(23,766)	42,886	23,162	32,615	1,136
14179	Athene Re USA IV Inc	VT	1,539,524	32,527	0	55,148	985	128,423	132,577	2,044
15306	Structured Ann Reins Co	IA	1,378,886	96,058	0	0	59,707	13,644	7,946	475
80942	Venerable Ins & Ann Co	IA	50,251,785	2,441,401	108,570	7,859	1,078,355	(269,439)	3,612,572	149,516
ARCH INS GRP										
71455	Financial Amer Life Ins Co	KS	9,060	7,945	(5)	(23)	63	72	60	(2)
ARKANSAS BCBS GRP										
94358	USable Life	AR	476,223	230,509	236,444	458,473	14,430	495,486	301,381	80,708
ASSURANT INC GRP										
60275	American Bankers Life Assur Co Of FL	FL	353,436	52,848	300,716	103,223	10,409	152,617	34,875	91,752
67989	American Memorial Life Ins Co	SD	3,558,611	158,723	584,136	592,258	173,229	765,753	307,318	148,238
73156	Caribbean Amer Life Assur Co	PR	41,514	10,319	28,555	13,678	2,477	22,367	2,096	13,741
65080	John Alden Life Ins Co	WI	193,827	19,209	16,364	(107)	8,555	(9,562)	(2,795)	403
70408	Union Security Ins Co	KS	2,608,476	123,639	371,375	3,889	59,176	129,344	74,842	36,763
81477	Union Security Life Ins Co of NY	NY	56,588	44,733	20,242	668	1,910	5,199	267	1,607
ASSURITY GRP										
71439	Assurity Life Ins Co	NE	2,571,184	345,291	274,067	199,172	101,446	329,093	194,579	51,749
15940	Assurity Life Ins Co of NY	NY	8,161	7,071	603	493	219	763	321	245
ATLANTIC AMER GRP										
71919	Bankers Fidelity Assur Co	GA	10,830	8,660	45,206	0	294	15,546	0	9,073
61239	Bankers Fidelity Life Ins Co	GA	159,121	35,546	150,344	123,256	3,942	153,445	99,081	35,478
AUTO CLUB ENTERPRISES INS GRP										
60256	Automobile Club Of Southern CA Ins	CA	1,460,007	101,412	0	317,538	52,971	371,738	146,386	51,467
AUTO OWNERS GRP										
61190	Auto Owners Life Ins Co	MI	4,201,091	537,260	249,967	243,162	117,335	371,837	210,837	13,451

LIFE INSURANCE INDUSTRY

Page 2

(000's)

INDIVIDUAL COMPANY DATA

NAIC Code	Company Name	DOM	General Insurance Expenses	Insurance Taxes, Licenses and Fees	Dividends to Policyholders	Federal Taxes Incurred	Net Gain from Operations	Net Realized Capital Gains	Net Income	Total Amount of Insurance
AMICA MUT GRP										
72222	Amica Life Ins Co	RI	42,674	3,610	0	(6,421)	8,580	4,214	12,794	19,696
ANTHEM INC GRP										
13573	Anthem Life & Disability Ins Co	NY	2,707	544	0	243	1,465	0	1,465	4,564
61069	Anthem Life Ins Co	IN	65,666	11,196	0	5,750	23,276	(100)	23,176	83,156
97217	Greater GA Life Ins Co	GA	8,765	660	0	315	1,166	(1)	1,165	15,924
80314	Unicare Life & Hlth Ins Co	IN	164,854	7,905	0	2,641	14,097	481	14,578	0
APOLLO GLOBAL MGMT GRP										
60518	American Hlth & Life Ins Co	TX	19,775	14,427	13	24,789	56,613	(711)	55,902	17,342
68039	Athene Ann & Life Assur Co of NY	NY	6,662	966	0	7,340	34,828	(1,850)	32,979	266
61689	Athene Ann & Life Co	IA	304,788	14,348	0	(108,031)	271,102	(30,120)	240,982	252
61492	Athene Annuity & Life Assur Co	DE	29,196	1,258	33	87,906	(74,581)	(11,175)	(85,756)	37
63932	Athene Life Ins Co of NY	NY	1,783	(251)	(152)	1,140	(138)	(1,062)	(1,200)	0
14179	Athene Re USA IV Inc	VT	616	628	35,326	43	(636)	(26)	(662)	888
15306	Structured Ann Reins Co	IA	483	59	0	(7,531)	12,802	(6,824)	5,978	0
80942	Venerable Ins & Ann Co	IA	126,483	20,949	0	(10,637)	(489,536)	589,345	99,810	0
ARCH INS GRP										
71455	Financial Amer Life Ins Co	KS	594	85	0	(23)	(235)	0	(235)	0
ARKANSAS BCBS GRP										
94358	USable Life	AR	86,423	9,118	0	4,557	16,262	1,297	17,560	42,144
ASSURANT INC GRP										
60275	American Bankers Life Assur Co Of FL	FL	9,041	8,352	0	6,113	20,475	161	20,636	3,192
67989	American Memorial Life Ins Co	SD	33,140	14,796	454	16,458	38,198	(4,301)	33,897	5,386
73156	Caribbean Amer Life Assur Co	PR	2,913	424	0	35	114	0	114	432
65080	John Alden Life Ins Co	WI	1,333	99	0	324	569	674	1,243	2
70408	Union Security Ins Co	KS	7,254	280	501	7,062	50,335	(2,185)	48,150	1,096
81477	Union Security Life Ins Co of NY	NY	126	259	0	438	2,475	5	2,480	20
ASSURITY GRP										
71439	Assurity Life Ins Co	NE	66,569	7,576	11,511	(1,856)	12,247	(378)	11,869	8,960
15940	Assurity Life Ins Co of NY	NY	392	38	0	0	(146)	0	(146)	35
ATLANTIC AMER GRP										
71919	Bankers Fidelity Assur Co	GA	5,064	1,164	0	906	(660)	24	(636)	0
61239	Bankers Fidelity Life Ins Co	GA	20,668	6,016	0	(410)	(8,995)	123	(8,873)	246
AUTO CLUB ENTERPRISES INS GRP										
60256	Automobile Club Of Southern CA Ins	CA	83,590	1,663	0	(2,623)	(17,439)	18	(17,422)	31,445
AUTO OWNERS GRP										
61190	Auto Owners Life Ins Co	MI	38,461	3,040	0	13,048	40,482	2,291	42,774	41,007

LIFE INSURANCE INDUSTRY

Page 1

(000's)

INDIVIDUAL COMPANY DATA

NAIC Code	Company Name	DOM	Total Assets	Capital and Surplus	Direct Premium and Annuity Considerations Collected	Net Premium and Annuity Considerations	Net Investment Income	Total Income	Total Benefits, Endowments, Conversions and Payments	Direct and Assumed Commissions
AUTOMOBILE CLUB MI GRP										
84522	Auto Club Life Ins Co	MI	886,867	91,031	6,701	189,292	31,523	221,338	103,923	19,065
BANNER LIFE GRP										
94250	Banner Life Ins Co	MD	5,048,017	615,349	2,244,957	362,514	183,909	1,268,339	234,724	130,935
14183	First British VT Reins Co II	VT	1,746,444	409,991	0	119,192	5,913	144,995	133,112	7,773
16482	First British VT Reins Co III	VT	2,115,084	115,698	0	630,438	(2,212)	629,877	0	608,315
66230	William Penn Life Ins Co Of NY	NY	1,317,489	104,523	233,218	24,788	46,099	91,421	55,750	12,696
BCBS OF AL GRP										
81531	UTIC Ins Co	AL	116,349	20,379	11,813	16,031	3,652	32,107	10,262	0
BCBS OF KS GRP										
12143	Advance Ins Co of KS	KS	65,689	55,287	12,066	11,149	1,302	12,537	6,009	264
70729	BCBS Of KS Inc	KS	1,929,373	976,614	2,396,247	2,367,687	39,532	2,411,097	2,073,554	8,012
BCBS OF MI GRP										
77720	LifeSecure Ins Co	MI	467,119	47,986	62,264	82,292	16,086	100,401	17,640	12,464
BCBS OF SC GRP										
77828	Companion Life Ins Co	SC	464,328	254,031	813,401	323,993	8,819	353,857	229,648	63,311
92444	Companion Life Ins Co of CA	CA	28,724	11,975	28,064	9,058	613	10,532	7,342	1,849
12285	Niagara Life & Hlth Ins Co	NY	18,511	11,275	34,161	7,594	260	8,736	5,042	924
BCS INS GRP										
80985	4 Ever Life Ins Co	IL	176,905	78,614	159,660	64,329	3,509	129,684	54,268	23,120
BENEFICIAL LIFE GRP										
61395	Beneficial Life Ins Co	UT	2,067,973	196,737	55,717	29,250	89,836	123,076	172,630	1,845
81019	Deseret Mut Ins Co	UT	28,885	6,193	29	29	945	1,060	1,827	0
BERKSHIRE HATHAWAY GRP										
62345	Berkshire Hathaway Life Ins Co NE	NE	20,830,372	7,524,114	831,726	1,283,668	581,186	1,896,540	758,698	59,006
82880	CSI Life Ins Co	NE	23,865	18,336	40,538	1,454	875	11,234	229	9,353
11591	First Berkshire Hathaway Life Ins Co	NY	221,207	122,789	6,078	1,216	7,964	9,408	2,602	192
86258	General Re Life Corp	CT	4,593,287	802,519	0	1,306,953	126,208	1,453,377	1,010,765	141,619
97764	Idealife Ins Co	CT	23,381	14,795	1,257	1,435	496	2,249	524	76
76007	Old United Life Ins Co	AZ	95,888	65,052	6,598	6,393	2,284	8,816	1,975	3,435
BLUE SHIELD OF CA GRP										
61557	Blue Shield of CA Life & Hlth Ins Co	CA	253,889	135,155	248,231	242,293	8,059	251,581	203,529	13,245
71331	Careamerica Life Ins Co	CA	11,404	10,263	64	60	272	402	(134)	11
BOSTON MUT GRP										
61476	Boston Mut Life Ins Co	MA	1,529,502	245,900	238,254	200,930	59,639	271,816	128,927	38,604
78140	Life Ins Co Of Boston & NY	NY	172,847	35,618	28,575	24,304	7,202	32,847	10,665	4,201
BRICKELL INS HOLDINGS LLC GRP										
65951	Merit Life Ins Co	TX	59,209	20,194	(8,797)	(179,250)	6,055	(159,920)	10,906	(24)

LIFE INSURANCE INDUSTRY

Page 2

(000's)

INDIVIDUAL COMPANY DATA

NAIC Code	Company Name	DOM	General Insurance Expenses	Insurance Taxes, Licenses and Fees	Dividends to Policyholders	Federal Taxes Incurred	Net Gain from Operations	Net Realized Capital Gains	Net Income	Total Amount of Insurance
AUTOMOBILE CLUB MI GRP										
84522	Auto Club Life Ins Co	MI	52,390	1,119	0	(547)	(4,755)	(24)	(4,779)	16,128
BANNER LIFE GRP										
94250	Banner Life Ins Co	MD	180,649	30,585	1,837	(9,381)	(58,577)	(411)	(58,987)	4,516
14183	First British VT Reins Co II	VT	482	63	0	(1,842)	142,864	78	142,943	76,639
16482	First British VT Reins Co III	VT	378	127	0	0	(669,001)	0	(669,001)	0
66230	William Penn Life Ins Co Of NY	NY	29,331	6,677	723	(106)	31,374	(413)	30,962	7,761
BCBS OF AL GRP										
81531	UTIC Ins Co	AL	11,797	13	0	1,184	(2,254)	85	(2,169)	0
BCBS OF KS GRP										
12143	Advance Ins Co of KS	KS	3,126	397	0	522	2,186	755	2,941	2,580
70729	BCBS Of KS Inc	KS	204,138	50,073	0	13,804	55,484	9,996	65,480	0
BCBS OF MI GRP										
77720	LifeSecure Ins Co	MI	17,341	1,962	0	2,482	791	0	791	0
BCBS OF SC GRP										
77828	Companion Life Ins Co	SC	29,043	5,274	0	5,620	18,813	8	18,821	7,679
92444	Companion Life Ins Co of CA	CA	408	286	0	180	679	0	680	0
12285	Niagara Life & Hlth Ins Co	NY	482	19	0	477	1,774	0	1,774	0
BCS INS GRP										
80985	4 Ever Life Ins Co	IL	44,789	3,219	0	588	3,123	923	4,046	522
BENEFICIAL LIFE GRP										
61395	Beneficial Life Ins Co	UT	9,377	1,428	1,208	596	5,804	4,118	9,922	4,051
81019	Deseret Mut Ins Co	UT	453	77	0	21	(730)	0	(730)	15
BERKSHIRE HATHAWAY GRP										
62345	Berkshire Hathaway Life Ins Co NE	NE	20,773	1,216	0	349,939	1,344,534	145,270	1,489,804	74,671
82880	CSI Life Ins Co	NE	411	184	0	88	903	0	903	105
11591	First Berkshire Hathaway Life Ins Co	NY	211	7	0	1,025	2,141	0	2,141	0
86258	General Re Life Corp	CT	43,945	164	0	37,243	170,388	41,548	211,937	191,468
97764	Idealife Ins Co	CT	124	144	0	403	(495)	0	(495)	131
76007	Old United Life Ins Co	AZ	744	376	0	2,664	4,077	2	4,079	446
BLUE SHIELD OF CA GRP										
61557	Blue Shield of CA Life & Hlth Ins Co	CA	22,803	2,230	0	2,641	9,072	0	9,072	1,941
71331	Careamerica Life Ins Co	CA	24	7	0	136	358	0	358	5
BOSTON MUT GRP										
61476	Boston Mut Life Ins Co	MA	49,096	8,097	1,536	3,170	16,709	1,397	18,105	17,483
78140	Life Ins Co Of Boston & NY	NY	4,878	764	0	1,047	2,555	91	2,646	1,260
BRICKELL INS HOLDINGS LLC GRP										
65951	Merit Life Ins Co	TX	73	292	0	14,180	23,229	147	23,376	0

LIFE INSURANCE INDUSTRY

Page 1

(000's)

INDIVIDUAL COMPANY DATA

NAIC Code	Company Name	DOM	Total Assets	Capital and Surplus	Direct Premium and Annuity Considerations Collected	Net Premium and Annuity Considerations	Net Investment Income	Total Income	Total Benefits, Endowments, Conversions and Payments	Direct and Assumed Commissions
BRIGHTHOUSE HOLDINGS GRP										
87726	Brighthouse Life Ins Co	DE	177,445,154	8,746,334	7,948,070	7,150,082	2,885,973	11,929,091	13,864,612	841,124
60992	Brighthouse Life Ins Co of NY	NY	8,659,960	578,900	813,750	(191,245)	86,098	(444,666)	209,724	63,248
91626	New England Life Ins Co	MA	9,118,516	115,804	185,968	150,570	69,498	(126,673)	489,631	5,750
CALTON HOLDINGS GRP										
64394	Heritage Life Ins Co	AZ	4,860,343	958,663	0	558,775	262,940	826,008	235,153	104,646
68063	Professional Life & Cas Co	AZ	20,491	11,468	9,352	5,680	3,578	10,098	2,644	0
68071	Puritan Life Ins Co	AZ	25,276	24,248	0	(98)	77	140	2,053	1
71390	Puritan Life Ins Co of Amer	AZ	188,101	22,870	102,005	71,231	6,606	87,405	16,288	11,376
90247	Rx Life Ins Co	AZ	10,073	9,747	4,982	0	315	478	0	0
84530	US Financial Life Ins Co	AZ	529,306	91,147	108,689	29,686	18,902	63,293	59,828	2,350
CAMBIA HEALTH SOLUTIONS INC										
78879	Commencement Bay Risk Mgmt Ins Co	WA	65,653	44,307	66,408	65,782	1,069	66,841	51,440	1,259
97985	LifeMap Assur Co	OR	103,591	55,651	88,148	76,533	2,450	79,073	46,627	6,625
CATERPILLAR GRP										
11997	Caterpillar Life Ins Co	MO	106,725	46,097	0	0	2,596	2,599	4,764	0
CENTENE CORP GRP										
80624	American Progressive L&H Ins Of NY	NY	301,210	126,089	682,351	656,932	6,760	667,347	556,243	12,830
66141	Health Net Life Ins Co	CA	606,106	375,598	1,365,724	739,936	14,546	890,543	596,327	43,337
CENTRAL STATES GRP										
61751	Central States H & L Co Of Omaha	NE	379,108	149,179	65,010	108,418	13,449	138,554	83,684	42,983
CHUBB LTD GRP										
60348	Ace Life Ins Co	CT	36,689	8,806	0	(442)	892	1,449	4,353	397
62146	Combined Ins Co Of Amer	IL	2,417,902	218,660	1,114,046	1,076,416	72,766	1,155,412	619,240	167,841
78697	Combined Life Ins Co Of NY	NY	502,765	69,097	177,655	176,393	13,954	190,546	98,652	9,851
CHURCH PENSION FUND GRP										
61875	Church Life Ins Corp	NY	305,287	63,469	36,149	35,723	11,664	48,355	38,910	0
CIGNA HLTH GRP										
88366	American Retirement Life Ins Co	OH	131,665	68,727	420,156	420,472	4,886	425,561	349,413	58,879
13733	Cigna Arbor Life Ins Co	CT	8,762	8,469	0	0	277	237	0	0
67369	Cigna Hlth & Life Ins Co	CT	11,675,773	5,207,433	19,027,088	18,399,558	333,223	18,863,841	15,131,936	371,318
64548	Cigna Life Ins Co Of NY	NY	424,416	104,880	214,754	217,092	17,015	234,241	169,239	11,452
61727	Cigna Natl Hlth Ins Co	OH	15,462	14,604	3,989	2,411	1,621	4,154	1,642	68
90859	Cigna Worldwide Ins Co	DE	51,376	13,673	9	9	785	1,409	757	3
62308	Connecticut Gen Life Ins Co	CT	19,753,416	5,934,043	608,650	309,783	2,002,293	2,457,990	702,152	11,386
65498	Life Ins Co Of N Amer	PA	9,469,345	2,303,938	3,843,527	3,930,957	332,202	4,271,859	2,825,192	251,423
65722	Loyal Amer Life Ins Co	OH	367,867	134,865	305,634	371,940	8,664	384,922	260,249	51,129
67903	Provident Amer Life & Hlth Ins Co	OH	8,807	7,750	6,663	5,545	114	5,757	3,935	104

LIFE INSURANCE INDUSTRY

Page 2

(000's)

INDIVIDUAL COMPANY DATA

NAIC Code	Company Name	DOM	General Insurance Expenses	Insurance Taxes, Licenses and Fees	Dividends to Policyholders	Federal Taxes Incurred	Net Gain from Operations	Net Realized Capital Gains	Net Income	Total Amount of Insurance
BRIGHTHOUSE HOLDINGS GRP										
87726	Brighthouse Life Ins Co	DE	1,122,806	51,419	5,103	40,082	2,065,886	(991,438)	1,074,447	120,315
60992	Brighthouse Life Ins Co of NY	NY	62,724	2,229	0	32,419	(169,760)	30,632	(139,128)	726
91626	New England Life Ins Co	MA	59,103	4,442	4,052	(3,289)	60,624	465	61,089	21,715
CALTON HOLDINGS GRP										
64394	Heritage Life Ins Co	AZ	22,671	2,716	0	20,057	62,111	1,525	63,636	1,813
68063	Professional Life & Cas Co	AZ	3,008	123	3	(323)	430	16,401	16,831	0
68071	Puritan Life Ins Co	AZ	50	21	5	0	83	0	83	8
71390	Puritan Life Ins Co of Amer	AZ	6,430	951	0	0	(73)	(92)	(165)	234
90247	Rx Life Ins Co	AZ	438	60	0	(596)	576	0	576	0
84530	US Financial Life Ins Co	AZ	1,653	3,041	0	41	4,851	(32)	4,818	1,765
CAMBIA HEALTH SOLUTIONS INC										
78879	Commencement Bay Risk Mgmt Ins Co	WA	4,043	1,174	0	1,162	7,762	4	7,765	0
97985	LifeMap Assur Co	OR	19,848	1,970	0	1,302	3,408	524	3,932	12,901
CATERPILLAR GRP										
11997	Caterpillar Life Ins Co	MO	628	55	0	547	804	1,489	2,292	0
CENTENE CORP GRP										
80624	American Progressive L&H Ins Of NY	NY	63,594	1,995	0	6,631	25,768	503	26,271	0
66141	Health Net Life Ins Co	CA	161,016	18,433	0	10,734	66,625	0	66,625	127
CENTRAL STATES GRP										
61751	Central States H & L Co Of Omaha	NE	23,503	2,710	51	551	7,399	313	7,712	2,994
CHUBB LTD GRP										
60348	Ace Life Ins Co	CT	1,205	253	0	0	(1,923)	0	(1,923)	364
62146	Combined Ins Co Of Amer	IL	251,955	41,057	54	12,766	27,592	(10,778)	16,814	6,501
78697	Combined Life Ins Co Of NY	NY	43,482	6,712	0	4,098	13,791	(35)	13,756	1,153
CHURCH PENSION FUND GRP										
61875	Church Life Ins Corp	NY	6,176	1,085	0	0	7,027	0	7,027	1,676
CIGNA HLTH GRP										
88366	American Retirement Life Ins Co	OH	30,050	9,333	0	(18)	(27,360)	0	(27,360)	2
13733	Cigna Arbor Life Ins Co	CT	0	0	0	100	137	0	137	0
67369	Cigna Hlth & Life Ins Co	CT	(130,999)	586,845	0	619,163	2,269,694	(85,238)	2,184,456	15
64548	Cigna Life Ins Co Of NY	NY	21,340	5,789	0	4,198	14,345	761	15,105	32,913
61727	Cigna Natl Hlth Ins Co	OH	219	148	0	46	2,094	0	2,094	0
90859	Cigna Worldwide Ins Co	DE	(200)	213	0	324	1,247	0	1,247	0
62308	Connecticut Gen Life Ins Co	CT	55,612	11,003	(687)	3,359	1,850,737	30,975	1,881,712	26,565
65498	Life Ins Co Of N Amer	PA	544,201	107,432	0	90,010	306,480	23,775	330,255	710,983
65722	Loyal Amer Life Ins Co	OH	35,758	8,808	0	3,610	13,996	15	14,011	50
67903	Provident Amer Life & Hlth Ins Co	OH	370	216	0	94	1,079	0	1,079	0

LIFE INSURANCE INDUSTRY

Page 1

(000's)

INDIVIDUAL COMPANY DATA

NAIC Code	Company Name	DOM	Total Assets	Capital and Surplus	Direct Premium and Annuity Considerations Collected	Net Premium and Annuity Considerations	Net Investment Income	Total Income	Total Benefits, Endowments, Conversions and Payments	Direct and Assumed Commissions
77399	Sterling Life Ins Co	IL	32,117	13,318	55,954	56,218	1,013	57,289	40,054	844
65269	United Benefit Life Ins Co	OH	3,116	3,075	0	0	51	64	0	0
CINCINNATI FIN GRP										
76236	The Cincinnati Life Ins Co	OH	4,674,764	203,822	376,358	313,174	159,664	483,164	258,565	51,822
CITIZENS GRP										
71463	CICA Life Ins Co of Amer	CO	153,574	41,250	4,931	4,567	5,301	11,129	6,840	728
82082	Citizens Natl Life Ins Co	TX	12,182	1,898	887	850	461	1,293	725	41
75208	Magnolia Guaranty Life Ins Co	MS	10,831	1,594	1,635	1,606	455	2,060	724	445
60076	Security Plan Life Ins Co	LA	313,008	15,924	42,242	42,250	12,305	54,938	23,564	12,876
CNO FINANCIAL GRP										
68560	Bankers Consec Life Ins Co	NY	523,492	61,529	65,085	65,921	23,428	99,676	41,412	4,899
61263	Bankers Life & Cas Co	IL	16,369,454	1,176,692	2,485,112	2,646,326	893,681	3,596,653	1,979,136	283,652
62065	Colonial Penn Life Ins Co	PA	835,661	82,210	779,015	390,617	30,419	524,486	245,546	53,429
11804	Consec Life Ins Co of TX	TX	1,248,149	1,182,322	122	112	106,747	106,893	528	0
61506	Resource Life Ins Co	IL	6,907	6,739	0	0	148	178	0	0
70319	Washington Natl Ins Co	IN	5,604,249	347,577	723,324	716,970	280,570	1,035,071	558,558	133,077
COLONIAL SAVINGS GRP										
88153	Colonial Life Ins Co Of TX	TX	17,231	15,562	741	549	290	1,990	578	99
COLUMBIAN LIFE GRP										
76023	Columbian Life Ins Co	IL	338,257	22,609	249,556	59,417	12,710	145,077	47,553	58,180
62103	Columbian Mut Life Ins Co	NY	1,455,721	87,127	64,621	178,235	58,053	229,604	125,361	53,233
COUNTRY INS & FIN SERV GRP										
62537	Cotton States Life Ins Co	GA	319,063	60,336	22,598	18,905	13,692	32,803	28,309	446
94218	Country Investors Life Assur Co	IL	305,537	205,059	111,338	0	9,184	18,322	0	3,280
62553	Country Life Ins Co	IL	10,006,221	1,272,842	546,872	638,851	429,342	1,090,442	568,901	50,010
CROY HALL MGMT GRP										
85332	Capitol Security Life Ins Co	TX	4,286	1,599	545	523	70	593	487	72
82392	Regal Life Of Amer Ins Co	TX	8,179	5,945	742	731	61	802	625	98
82430	Southwest Serv Life Ins Co	TX	12,052	5,174	11,596	11,289	168	11,473	4,379	2,499
90387	United Assur Life Ins Co	TX	2,385	790	542	504	40	544	324	79
CUNA MUT GRP										
62626	CMFG Life Ins Co	IA	21,403,630	2,197,648	2,967,823	3,961,920	597,535	4,626,259	2,451,598	96,741
86126	Members Life Ins Co	IA	244,474	39,989	993,328	0	1,626	127,341	0	47,174
CVS GRP										
78700	Aetna Hlth & Life Ins Co	CT	134,548	52,996	446,086	442,758	2,745	445,672	375,015	73,940
60054	Aetna Life Ins Co	CT	22,016,494	3,852,489	34,383,027	23,423,916	444,976	24,842,947	20,088,856	805,830
12321	American Continental Ins Co	TN	299,287	124,791	487,883	485,437	8,280	493,827	389,449	56,168
68500	Continental Life Ins Co Brentwood	TN	377,306	195,136	578,508	575,893	8,187	584,583	434,796	100,443

LIFE INSURANCE INDUSTRY

Page 2

(000's)

INDIVIDUAL COMPANY DATA

NAIC Code	Company Name	DOM	General Insurance Expenses	Insurance Taxes, Licenses and Fees	Dividends to Policyholders	Federal Taxes Incurred	Net Gain from Operations	Net Realized Capital Gains	Net Income	Total Amount of Insurance
77399	Sterling Life Ins Co	IL	3,255	1,368	0	2,891	8,950	0	8,950	28
65269	United Benefit Life Ins Co	OH	37	48	0	(25)	4	0	4	0
CINCINNATI FIN GRP										
76236	The Cincinnati Life Ins Co	OH	43,082	9,327	0	8,515	23,762	(4,848)	18,915	69,984
CITIZENS GRP										
71463	CICA Life Ins Co of Amer	CO	4,179	192	598	1,148	(1,891)	5,497	3,606	218
82082	Citizens Natl Life Ins Co	TX	792	37	2	0	(379)	0	(379)	37
75208	Magnolia Guaranty Life Ins Co	MS	885	85	0	(3)	(270)	0	(270)	58
60076	Security Plan Life Ins Co	LA	16,012	1,763	36	(220)	(4,479)	1	(4,478)	1,313
CNO FINANCIAL GRP										
68560	Bankers Conesco Life Ins Co	NY	18,657	1,958	0	2,452	3,354	(3,049)	305	938
61263	Bankers Life & Cas Co	IL	328,009	32,174	151	(1,275)	239,403	(13,496)	225,908	17,566
62065	Colonial Penn Life Ins Co	PA	205,763	22,847	0	(532)	(24,971)	432	(24,539)	3,503
11804	Conseco Life Ins Co of TX	TX	615	(201)	30	(79,076)	185,179	0	185,179	10
61506	Resource Life Ins Co	IL	46	130	0	(7)	8	0	8	0
70319	Washington Natl Ins Co	IN	173,308	19,566	499	22,670	60,032	(492)	59,540	3,170
COLONIAL SAVINGS GRP										
88153	Colonial Life Ins Co Of TX	TX	790	27	0	(80)	560	166	726	0
COLUMBIAN LIFE GRP										
76023	Columbian Life Ins Co	IL	31,702	4,541	70	1,228	(4,303)	159	(4,144)	2,226
62103	Columbian Mut Life Ins Co	NY	23,788	3,261	1,228	(757)	9,904	628	10,532	4,007
COUNTRY INS & FIN SERV GRP										
62537	Cotton States Life Ins Co	GA	2,613	441	283	741	4,327	486	4,814	1,925
94218	Country Investors Life Assur Co	IL	10,685	1,366	0	1,963	5,874	(56)	5,818	0
62553	Country Life Ins Co	IL	121,885	11,339	54,659	15,114	52,641	(14,528)	38,114	42,274
CROY HALL MGMT GRP										
85332	Capitol Security Life Ins Co	TX	25	7	0	35	97	0	97	8
82392	Regal Life Of Amer Ins Co	TX	209	20	0	16	52	0	52	10
82430	Southwest Serv Life Ins Co	TX	4,233	372	0	84	336	0	336	26
90387	United Assur Life Ins Co	TX	23	7	0	12	65	0	65	9
CUNA MUT GRP										
62626	CMFG Life Ins Co	IA	725,554	43,197	25,329	(17,958)	212,220	(7,702)	204,518	58,744
86126	Members Life Ins Co	IA	37,669	961	0	(59)	1,269	(20)	1,249	0
CVS GRP										
78700	Aetna Hlth & Life Ins Co	CT	42,537	11,111	0	936	(62,774)	334	(62,440)	0
60054	Aetna Life Ins Co	CT	1,435,717	441,793	(4)	427,854	1,796,940	8,983	1,805,923	1,132
12321	American Continental Ins Co	TN	21,869	9,380	0	4,429	227	(217)	10	548
68500	Continental Life Ins Co Brentwood	TN	50,989	12,299	0	346	(26,877)	(15)	(26,892)	115

LIFE INSURANCE INDUSTRY

Page 1

(000's)

INDIVIDUAL COMPANY DATA

NAIC Code	Company Name	DOM	Total Assets	Capital and Surplus	Direct Premium and Annuity Considerations Collected	Net Premium and Annuity Considerations	Net Investment Income	Total Income	Total Benefits, Endowments, Conversions and Payments	Direct and Assumed Commissions
90328	First Hlth Life & Hlth Ins Co	TX	391,686	220,540	125,896	550,579	6,720	557,561	361,363	9,488
DAI-ICHI LIFE HOLDINGS INC GRP										
60234	Golden Gate Captive Ins Co	VT	3,499,356	202,325	0	202,068	64,139	267,428	208,296	89,166
66370	Mony Life Ins Co	NY	6,887,227	389,522	247,498	209,461	279,611	500,999	489,931	4,293
88536	Protective Life & Annuity Ins Co	AL	5,998,822	345,491	357,608	1,339,177	217,920	1,555,746	469,107	29,631
68136	Protective Life Ins Co	TN	70,360,857	4,915,745	3,467,327	23,428,672	2,110,888	26,592,165	5,405,906	1,263,543
70335	West Coast Life Ins Co	NE	5,347,952	442,173	481,902	(81,539)	243,596	321,089	139,432	20,171
DELTA DENTAL OF KS GRP										
13175	Surency Life & Hlth Ins Co	KS	14,910	11,955	12,530	12,546	228	12,770	10,674	542
DELTA DENTAL PLAN OF IL GRP										
15297	ProTec Ins Co	IL	6,342	5,707	5,498	5,265	54	5,328	107	16
DELTA GRP										
62650	Delta Life Ins Co	GA	69,561	3,456	14,330	14,345	1,972	16,376	6,301	4,874
DENTAL ECONOMICS GRP										
64696	First Continental Life & Acc	TX	4,951	1,637	27,046	18,044	38	22,548	11,917	5,323
DG ELMORE GRP										
94790	Fidelity Standard Life Ins Co	TX	9,721	2,207	442	463	285	748	492	316
60019	Preferred Security Life Ins Co	TX	7,372	2,498	133	134	232	370	241	30
DIRECTORS INVESTMENT GRP										
99775	Funeral Directors Life Ins Co	TX	1,512,467	134,219	256,827	257,252	71,862	330,610	164,823	25,474
16617	Funeral Directors Life Ins Co of LA	LA	6,591	4,523	2,490	2,607	59	2,666	170	322
11133	Kentucky Funeral Directors Life Ins	KY	24,116	6,254	2,468	2,493	1,095	3,592	2,063	258
ENCOVA MUT INS GRP										
66311	Motorists Life Ins Co	OH	595,507	73,341	57,998	43,857	23,442	72,260	53,992	5,227
ENSTAR GRP										
79340	Pavonia Life Ins Co NY	NY	30,394	9,476	3,368	2,989	827	3,967	2,048	0
ENTERPRISE INVESTMENTS GRP										
16377	Old Surety Ins Co	OK	2,073	2,060	0	0	70	70	0	0
67326	Old Surety Life Ins Co	OK	32,874	14,770	60,922	60,948	777	61,730	43,713	8,138
EQUITABLE HOLDINGS INC GRP										
62944	AXA Equitable Life Ins Co	NY	216,330,651	8,146,015	14,654,162	14,390,943	767,666	17,198,693	16,331,238	1,122,434
68365	Corporate Solutions Life Reins Co	DE	284,614	170,323	0	3,839	4,721	10,854	6,907	2
62880	Equitable Financial Life & Ann Co	CO	551,302	25,772	28,852	(909)	15,748	17,981	14,071	2,326
78077	Equitable Financial Life Ins Co of A	AZ	4,460,549	266,564	756,632	633,451	55,704	760,209	192,163	119,472
ERIE INS GRP										
70769	Erie Family Life Ins Co	PA	2,677,484	310,258	240,927	208,678	106,295	328,339	154,765	26,724

LIFE INSURANCE INDUSTRY

Page 2

(000's)

INDIVIDUAL COMPANY DATA

NAIC Code	Company Name	DOM	General Insurance Expenses	Insurance Taxes, Licenses and Fees	Dividends to Policyholders	Federal Taxes Incurred	Net Gain from Operations	Net Realized Capital Gains	Net Income	Total Amount of Insurance
90328	First Hlth Life & Hlth Ins Co	TX	117,002	3,553	0	10,655	55,315	(6)	55,309	0
DAI-ICHI LIFE HOLDINGS INC GRP										
60234	Golden Gate Captive Ins Co	VT	379	83	0	(6,247)	136,977	(2,041)	134,935	90,124
66370	Mony Life Ins Co	NY	15,134	4,415	84,416	4,578	38,453	(9,754)	28,700	15,349
88536	Protective Life & Annuity Ins Co	AL	24,254	3,978	1,075	14,902	25,662	(1,252)	24,409	9,963
68136	Protective Life Ins Co	TN	485,759	76,057	30,210	279,603	(379,440)	(240,501)	(619,941)	477,133
70335	West Coast Life Ins Co	NE	11,239	10,069	1,771	17,571	46,680	(15,917)	30,762	10,975
DELTA DENTAL OF KS GRP										
13175	Surency Life & Hlth Ins Co	KS	1,342	207	0	0	5	62	67	0
DELTA DENTAL PLAN OF IL GRP										
15297	ProTec Ins Co	IL	70	11	0	233	864	0	864	34
DELTA GRP										
62650	Delta Life Ins Co	GA	6,205	661	0	0	(4,260)	56	(4,204)	562
DENTAL ECONOMICS GRP										
64696	First Continental Life & Acc	TX	4,693	697	0	(17)	(65)	0	(65)	0
DG ELMORE GRP										
94790	Fidelity Standard Life Ins Co	TX	454	30	0	21	(401)	4	(397)	17
60019	Preferred Security Life Ins Co	TX	153	19	0	0	(38)	17	(21)	7
DIRECTORS INVESTMENT GRP										
99775	Funeral Directors Life Ins Co	TX	26,236	3,227	1,436	2,522	14,192	83	14,275	944
16617	Funeral Directors Life Ins Co of LA	LA	151	130	0	65	(2)	0	(2)	3
11133	Kentucky Funeral Directors Life Ins	KY	254	36	0	73	310	(1)	310	14
ENCOVA MUT INS GRP										
66311	Motorists Life Ins Co	OH	9,461	1,398	1,396	455	1,735	6,007	7,742	1,736
ENSTAR GRP										
79340	Pavonia Life Ins Co NY	NY	911	217	0	(72)	376	0	376	659
ENTERPRISE INVESTMENTS GRP										
16377	Old Surety Ins Co	OK	1	1	0	14	54	0	54	0
67326	Old Surety Life Ins Co	OK	6,561	1,740	0	297	889	0	889	6
EQUITABLE HOLDINGS INC GRP										
62944	AXA Equitable Life Ins Co	NY	1,032,399	69,466	140,157	(66,121)	2,728,570	1,164,975	3,893,545	360,367
68365	Corporate Solutions Life Reins Co	DE	2,480	185	0	0	(1,877)	(83)	(1,960)	246
62880	Equitable Financial Life & Ann Co	CO	967	390	0	0	(51,632)	(178)	(51,809)	389
78077	Equitable Financial Life Ins Co of A	AZ	134,898	15,467	0	(19,117)	(94,672)	64,885	(29,787)	51,778
ERIE INS GRP										
70769	Erie Family Life Ins Co	PA	36,081	5,942	0	5,848	(3,297)	(297)	(3,594)	41,494

LIFE INSURANCE INDUSTRY

Page 1

(000's)

INDIVIDUAL COMPANY DATA

NAIC Code	Company Name	DOM	Total Assets	Capital and Surplus	Direct Premium and Annuity Considerations Collected	Net Premium and Annuity Considerations	Net Investment Income	Total Income	Total Benefits, Endowments, Conversions and Payments	Direct and Assumed Commissions
EVERENCE GRP										
57991	Everence Assn Inc	IN	424,983	112,113	57,825	56,938	14,676	74,343	60,410	3,302
74209	Everence Ins Co	IN	20,823	14,725	0	0	561	1,251	247	92
FEDERATED MUT GRP										
63258	Federated Life Ins Co	MN	2,139,616	467,663	221,888	209,683	108,638	318,500	107,817	15,203
FIDELITY INVESTMENT INS & ANN GRP										
71228	Empire Fidelity Investments L I C	NY	3,216,680	100,022	134,897	132,851	5,898	157,604	189,645	4,029
93696	Fidelity Investments Life Ins Co	UT	32,999,808	1,061,922	1,425,976	1,402,890	33,723	1,605,868	1,901,128	30,594
FIDELITY NATL FIN INC GRP										
63274	Fidelity & Guar Life Ins Co	IA	26,975,929	1,513,279	3,989,084	2,569,767	1,107,977	3,870,335	1,681,135	421,263
69434	Fidelity & Guar Life Ins Co of NY	NY	534,596	94,890	16,499	15,693	25,564	41,031	38,178	728
FIDELITY SECURITY GRP										
76201	American Serv Life Ins Co	AR	1,484	1,464	0	339	105	444	135	66
71870	Fidelity Security Life Ins Co	MO	952,286	266,622	1,039,360	126,779	32,418	336,324	130,849	151,821
67288	Fidelity Security Life Ins Co of NY	NY	40,147	12,163	56,726	5,453	1,388	15,316	5,909	7,399
FINANCIAL HOLDINGS GRP										
61999	Americo Fin Life & Ann Ins Co	TX	4,935,942	569,437	648,149	688,400	261,033	1,011,860	376,964	131,695
90212	Great Southern Life Ins Co	TX	207,201	52,170	52,439	5,425	9,103	17,566	3,580	1,930
63487	Investors Life Ins Co N Amer	TX	535,837	24,655	15,813	(60)	23,325	(8,547)	10,417	35
66540	National Farmers Union Life Ins Co	TX	169,834	31,973	4,399	5,405	11,576	17,845	14,396	108
87645	United Fidelity Life Ins Co	TX	859,501	600,277	5,682	5,493	85,637	91,529	16,824	50
FIRST TOWER GRP										
98736	American Federated Life Ins Co	MS	28,606	10,887	18,212	18,212	666	18,879	5,203	7,564
FRANKENMUTH GRP										
60099	Patriot Life Ins Co	MI	21,541	15,397	2,926	1,916	548	2,747	361	661
FRANKLIN FIN CORP GRP										
89079	Fransisco Life Ins Co	GA	106,454	86,635	0	20,369	3,086	23,563	6,758	6,060
GENERAL ELECTRIC GRP										
68276	Employers Reassur Corp	KS	17,871,786	1,233,185	0	699,743	692,713	1,415,783	979,640	89,700
62596	Union Fidelity Life Ins Co	KS	20,382,773	728,625	22,659	244,984	1,063,323	1,390,465	1,703,571	47,213
GENEVE HOLDINGS INC GRP										
65781	Madison Natl Life Ins Co Inc	WI	201,922	83,256	149,971	100,405	5,290	117,257	49,896	28,037
88323	Southern Life & Hlth Ins Co	WI	68,793	32,785	0	2	3,396	3,511	3,019	10
69078	Standard Security Life Ins Co Of NY	NY	114,521	57,069	88,725	81,233	3,843	87,516	51,115	11,291
GENWORTH FIN GRP										
94072	Genworth Ins Co	NC	8,974	8,497	0	0	209	211	0	0
65536	Genworth Life & Ann Ins Co	VA	21,575,087	1,368,453	1,172,868	(900,987)	670,171	830,328	1,366,968	115,511
70025	Genworth Life Ins Co	DE	40,635,138	2,179,815	2,785,857	2,323,095	1,888,857	4,443,691	3,401,736	206,156

LIFE INSURANCE INDUSTRY

Page 2

(000's)

INDIVIDUAL COMPANY DATA

NAIC Code	Company Name	DOM	General Insurance Expenses	Insurance Taxes, Licenses and Fees	Dividends to Policyholders	Federal Taxes Incurred	Net Gain from Operations	Net Realized Capital Gains	Net Income	Total Amount of Insurance
EVERENCE GRP										
57991	Everence Assn Inc	IN	16,931	382	0	0	176	(42)	134	11
74209	Everence Ins Co	IN	617	8	0	81	113	(9)	104	0
FEDERATED MUT GRP										
63258	Federated Life Ins Co	MN	42,595	6,097	0	14,627	41,886	(4,299)	37,587	20,101
FIDELITY INVESTMENT INS & ANN GRP										
71228	Empire Fidelity Investments L I C	NY	4,303	70	0	863	9,092	138	9,230	101
93696	Fidelity Investments Life Ins Co	UT	36,624	1,890	0	16,585	102,491	223	102,715	1,284
FIDELITY NATL FIN INC GRP										
63274	Fidelity & Guar Life Ins Co	IA	209,665	8,308	0	(9,084)	174,613	(22,931)	151,682	23,168
69434	Fidelity & Guar Life Ins Co of NY	NY	2,491	84	12	3,637	(850)	(4)	(854)	171
FIDELITY SECURITY GRP										
76201	American Serv Life Ins Co	AR	68	15	0	23	111	0	111	0
71870	Fidelity Security Life Ins Co	MO	27,252	21,918	0	6,589	26,329	(815)	25,514	1,127
67288	Fidelity Security Life Ins Co of NY	NY	1,168	364	0	53	824	0	824	0
FINANCIAL HOLDINGS GRP										
61999	Americo Fin Life & Ann Ins Co	TX	84,664	8,516	125	18,482	76,896	35,180	112,077	14,951
90212	Great Southern Life Ins Co	TX	6,112	1,147	0	(446)	(2,560)	1	(2,559)	28
63487	Investors Life Ins Co N Amer	TX	733	423	(1)	1,808	3,198	(285)	2,913	1
66540	National Farmers Union Life Ins Co	TX	1,473	179	76	1,400	7,817	13	7,830	437
87645	United Fidelity Life Ins Co	TX	15,255	967	139	(7,293)	70,003	(13,394)	56,609	416
FIRST TOWER GRP										
98736	American Federated Life Ins Co	MS	3,838	580	0	(154)	760	32	792	539
FRANKENMUTH GRP										
60099	Patriot Life Ins Co	MI	2,695	205	0	(428)	(1,814)	0	(1,814)	379
FRANKLIN FIN CORP GRP										
89079	Fransisco Life Ins Co	GA	108	291	0	1,022	5,585	0	5,585	577
GENERAL ELECTRIC GRP										
68276	Employers Reassur Corp	KS	29,032	6,483	0	25,614	(1,643,247)	(4,169)	(1,647,416)	81,235
62596	Union Fidelity Life Ins Co	KS	41,010	194	0	(20,573)	(30,042)	(1,987)	(32,029)	386
GENEVE HOLDINGS INC GRP										
65781	Madison Natl Life Ins Co Inc	WI	19,051	2,944	0	4,136	16,368	92	16,460	8,157
88323	Southern Life & Hlth Ins Co	WI	880	34	0	17	1,573	0	1,573	25
69078	Standard Security Life Ins Co Of NY	NY	9,595	2,667	0	954	5,246	0	5,246	232
GENWORTH FIN GRP										
94072	Genworth Ins Co	NC	6,845	215	0	(1,546)	(5,303)	0	(5,303)	0
65536	Genworth Life & Ann Ins Co	VA	133,320	29,036	0	38,471	187,225	(1,439)	185,786	34,524
70025	Genworth Life Ins Co	DE	340,203	56,766	0	2,226	134,148	(45,102)	89,045	5,009

LIFE INSURANCE INDUSTRY

Page 1

(000's)

INDIVIDUAL COMPANY DATA

NAIC Code	Company Name	DOM	Total Assets	Capital and Surplus	Direct Premium and Annuity Considerations Collected	Net Premium and Annuity Considerations	Net Investment Income	Total Income	Total Benefits, Endowments, Conversions and Payments	Direct and Assumed Commissions
72990	Genworth Life Ins Co of NY	NY	7,604,753	316,644	305,848	247,570	321,558	622,353	701,568	26,278
97144	Jamestown Life Ins Co	VA	131,246	63,807	0	888	4,890	6,499	1,951	198
13219	Rivermont Life Ins Co I	SC	514,667	513,943	0	(373,220)	5,087	(368,075)	22,737	89,423
GERMANIA INS GRP										
67920	Germania Life Ins Co	TX	99,562	10,585	10,406	6,302	3,715	10,356	4,062	456
GGC GRP										
16585	Lynbrook Re Inc	VT	31,545	6,135	0	569	87	658	0	2
93734	Nassau Life & Ann Co	CT	275,879	37,781	241,751	54,038	2,971	73,705	891	28,835
67814	Nassau Life Ins Co	NY	11,733,900	448,299	363,292	244,619	541,876	675,978	795,466	5,020
68284	Nassau Life Ins Co of KS	KS	75,529	18,182	17,077	11,231	2,588	19,355	11,587	60
62359	Nassau Life Ins Co of TX	TX	401,796	39,224	75,495	40,022	8,803	69,861	43,900	11,432
93548	PHL Variable Ins Co	CT	5,931,062	53,226	640,995	(1,111,320)	68,451	(1,159,318)	505,049	48,391
GLOBAL ATLANTIC GRP										
62200	Accordia Life & Ann Co	IA	10,071,711	736,268	777,955	547,686	527,573	1,110,315	376,660	141,312
84824	Commonwealth Ann & Life Ins Co	MA	23,125,955	2,845,836	85,536	1,591,832	717,963	2,583,967	483,860	149,873
69140	First Allmerica Fin Life Ins Co	MA	3,233,831	245,635	58,206	41,353	127,180	246,934	120,743	4,514
91642	Forethought Life Ins Co	IN	36,338,346	1,889,049	8,545,483	4,810,280	1,605,207	6,705,013	1,960,815	363,660
GLOBE LIFE INC GRP										
60577	American Income Life Ins Co	IN	4,391,103	347,285	1,170,684	847,519	176,107	1,242,408	281,357	371,484
77968	Family Heritage Life Ins Co Of Amer	OH	1,287,309	109,741	301,261	298,707	52,486	352,596	100,986	67,134
91472	Globe Life & Accident Ins Co	NE	4,831,902	347,214	889,060	698,529	243,866	969,926	430,438	8,311
74101	Globe Life Ins Co of NY	NY	250,154	41,759	71,214	70,899	11,205	82,138	48,484	7,201
65331	Liberty Natl Life Ins Co	NE	8,043,501	555,944	580,289	939,812	390,161	1,293,723	450,975	364,640
10093	National Income Life Ins Co	NY	305,911	40,517	89,219	92,322	11,447	103,809	15,471	21,709
92916	United Amer Ins Co	NE	707,603	147,831	509,187	515,054	29,984	549,392	387,779	68,095
GPM LIFE GRP										
63967	Government Personnel Mut Life Ins Co	TX	812,132	105,466	83,749	51,889	34,725	98,923	54,768	21,039
67059	GPM Hlth & Life Ins Co	WA	146,996	19,955	62,270	8,890	5,726	34,850	16,890	12,892
99546	Texas Directors Life Ins Co	TX	5,127	1,183	161	160	243	400	258	13
GREAT CENTRAL INS GRP										
74470	Rush Life Ins Co	LA	26,985	10,370	1,700	1,700	736	2,771	993	581
GREAT WEST GRP										
76694	Canada Life Reins Co	PA	144,105	59,399	1	2,287	2,182	45,057	16,021	40,425
68322	Great W Life & Ann Ins Co	CO	48,781,351	1,441,755	4,981,115	(5,366,421)	1,105,364	(4,211,289)	4,787,287	162,942
79359	Great W Life & Ann Ins Co of NY	NY	1,635,398	110,197	304,759	(395,942)	39,787	(337,442)	290,717	12,711
80705	US Br Great West Life Assur Co	MI	38,383	31,001	10,426	(37,962)	1,448	(34,520)	1,817	846
80659	US Business of Canada Life Assur Co	MI	4,120,742	203,979	77,098	(58,342)	115,531	1,670,722	124,255	1,030,237
83550	US Business of London Life Ins Co	MI	19,582	12,846	0	1,100	422	2,090	1,401	(18)

LIFE INSURANCE INDUSTRY

Page 2

(000's)

INDIVIDUAL COMPANY DATA

NAIC Code	Company Name	DOM	General Insurance Expenses	Insurance Taxes, Licenses and Fees	Dividends to Policyholders	Federal Taxes Incurred	Net Gain from Operations	Net Realized Capital Gains	Net Income	Total Amount of Insurance
72990	Genworth Life Ins Co of NY	NY	38,949	8,804	2	14,392	81,727	284	82,011	6,774
97144	Jamestown Life Ins Co	VA	39	2	0	869	2,771	(27)	2,744	354
13219	Rivermont Life Ins Co I	SC	3,032	90	0	(2,476)	395,074	(9,059)	386,015	0
GERMANIA INS GRP										
67920	Germania Life Ins Co	TX	933	160	57	354	778	20	797	639
GGC GRP										
16585	Lynbrook Re Inc	VT	107	3	0	0	(24,107)	0	(24,107)	0
93734	Nassau Life & Ann Co	CT	3,371	360	0	(26)	(2,625)	58	(2,567)	115
67814	Nassau Life Ins Co	NY	91,967	6,786	86,675	11,308	(8,072)	(6,580)	(14,651)	19,175
68284	Nassau Life Ins Co of KS	KS	3,207	413	0	420	2,042	38	2,079	13
62359	Nassau Life Ins Co of TX	TX	11,531	1,411	0	(383)	5,742	(2)	5,740	100
93548	PHL Variable Ins Co	CT	45,987	7,204	0	(14,606)	(61,290)	(47,857)	(109,147)	0
GLOBAL ATLANTIC GRP										
62200	Accordia Life & Ann Co	IA	129,424	22,345	4,835	(47,583)	35,617	13,276	48,893	22,187
84824	Commonwealth Ann & Life Ins Co	MA	83,329	3,550	1,316	46,008	99,473	(131,949)	(32,476)	2,651
69140	First Allmerica Fin Life Ins Co	MA	22,148	2,424	787	(8,858)	8,537	(14,320)	(5,782)	3,500
91642	Forethought Life Ins Co	IN	283,464	12,261	0	56,423	273,160	(83,860)	189,300	2,151
GLOBE LIFE INC GRP										
60577	American Income Life Ins Co	IN	140,699	20,615	18	37,240	199,064	(595)	198,470	42,967
77968	Family Heritage Life Ins Co Of Amer	OH	31,437	6,689	0	9,782	31,869	156	32,025	356
91472	Globe Life & Accident Ins Co	NE	267,554	23,524	49	13,020	110,674	(105)	110,569	64,541
74101	Globe Life Ins Co of NY	NY	7,350	2,104	0	4,114	13,294	22	13,316	2,225
65331	Liberty Natl Life Ins Co	NE	85,545	13,283	4	17,960	135,460	(1,599)	133,861	61,050
10093	National Income Life Ins Co	NY	9,861	2,747	0	4,561	13,737	0	13,737	5,493
92916	United Amer Ins Co	NE	73,697	10,215	0	340	7,162	(1,788)	5,375	1,931
GPM LIFE GRP										
63967	Government Personnel Mut Life Ins Co	TX	23,314	2,058	2,944	(192)	(7,561)	1,699	(5,862)	3,526
67059	GPM Hlth & Life Ins Co	WA	9,295	280	3	307	398	91	488	189
99546	Texas Directors Life Ins Co	TX	50	0	0	42	186	0	186	9
GREAT CENTRAL INS GRP										
74470	Rush Life Ins Co	LA	544	28	0	221	275	604	879	13
GREAT WEST GRP										
76694	Canada Life Reins Co	PA	10,708	558	0	524	(2,898)	0	(2,898)	14
68322	Great W Life & Ann Ins Co	CO	466,562	36,160	23,460	(98,467)	390,827	(8,022)	382,805	3,805
79359	Great W Life & Ann Ins Co of NY	NY	11,204	2,088	1,939	(14,243)	26,428	(596)	25,832	184
80705	US Br Great West Life Assur Co	MI	193	67	0	(576)	3,221	0	3,221	19
80659	US Business of Canada Life Assur Co	MI	20,077	1,293	15,802	(7,094)	61,264	4,017	65,280	28,029
83550	US Business of London Life Ins Co	MI	295	34	0	1,059	(769)	0	(770)	75

LIFE INSURANCE INDUSTRY

Page 1

(000's)

INDIVIDUAL COMPANY DATA

NAIC Code	Company Name	DOM	Total Assets	Capital and Surplus	Direct Premium and Annuity Considerations Collected	Net Premium and Annuity Considerations	Net Investment Income	Total Income	Total Benefits, Endowments, Conversions and Payments	Direct and Assumed Commissions
GREGG E ZAHN GRP										
70742	Family Benefit Life Ins Co	MO	244,782	9,185	90,217	91,152	12,175	103,551	15,706	6,872
61573	Royalty Capital Life Ins Co	MO	3,404	3,299	276	158	108	270	0	102
16006	Texas Republic Life Ins Co	TX	22,707	4,043	14,807	14,804	420	15,224	185	426
60227	Trinity Life Ins Co	OK	315,194	12,452	94,883	25,218	15,081	44,174	28,741	7,924
GROUP ONE THOUSAND ONE GRP										
79065	Delaware Life Ins Co	DE	37,830,580	1,583,313	2,591,318	2,412,284	426,912	1,756,885	1,741,442	186,894
72664	Delaware Life Ins Co of NY	NY	2,250,929	398,539	28,705	12,357	47,702	94,679	234,810	4,294
15690	DL Reins Co	DE	375,009	3,371	0	0	1,972	(356,059)	0	0
GUARANTEE TRUST GRP										
64211	Guarantee Trust Life Ins Co	IL	679,862	106,302	263,897	232,395	22,321	264,019	108,386	62,026
92703	United Natl Life Ins Co Of Amer	IL	37,973	11,497	20,077	21,206	1,109	22,982	5,843	8,263
GUARDIAN LIFE GRP										
71714	Berkshire Life Ins Co of Amer	MA	4,181,542	219,890	626,883	135,327	203,229	591,182	65,638	136,420
74004	Family Serv Life Ins Co	TX	284,517	37,947	7	7	14,088	14,512	25,588	0
78778	Guardian Ins & Ann Co Inc	DE	14,070,086	515,513	364,685	407,288	157,890	740,822	1,295,032	42,053
64246	Guardian Life Ins Co Of Amer	NY	62,203,964	7,615,552	8,618,473	8,744,443	2,303,856	11,476,849	5,133,062	826,184
60003	Park Avenue Life Ins Co	DE	220,590	45,459	416	1,384	11,230	14,020	14,790	910
77119	Sentinel Amer Life Ins Co	TX	25,948	5,645	21	20	1,046	1,072	1,415	0
GUIDEWELL MUT HOLDING GRP										
76031	Florida Combined Life Ins Co Inc	FL	30,273	14,251	141,696	0	295	37,132	0	11,393
GULF GUARANTY GRP										
77976	Gulf Guar Life Ins Co	MS	23,873	13,368	16,685	16,693	419	17,363	7,520	3,982
HANNOVER GRP										
88340	Hannover Life Reassur Co of Amer	FL	17,527,200	552,826	0	444,305	99,762	(810,619)	419,444	722,833
15887	Sand Lake Re Inc	VT	15,079,832	89,789	0	(96,029)	572	8,863,951	0	8,903,287
HARDSCUFFLE GRP										
60666	American Life & Acc Ins Co Of KY	KY	263,431	142,213	72	62,618	4,755	67,366	47,872	15,253
HARTFORD FIRE & CAS GRP										
70815	Hartford Life & Accident Ins Co	CT	12,877,681	2,643,896	3,820,787	4,083,073	483,380	4,641,272	2,901,303	312,580
HAWAII EMPLOYERS GRP										
16460	Employers Protective Ins Co Inc	HI	3,516	2,908	185	228	69	297	105	34
HAWTHORN GRP										
82686	Hawthorn Life Ins Co	TX	11,772	3,312	357	358	453	811	485	0
79502	United Funeral Benefit Life Ins Co	OK	51,967	8,172	2,094	2,072	1,324	3,412	1,861	178
77194	United Funeral Directors Benefit Lif	TX	133,915	7,486	9,632	10,064	3,375	13,556	5,051	2,347
HCSC GRP										
71129	Dearborn Life Ins Co	IL	1,659,950	461,742	517,617	491,395	65,648	559,702	430,427	49,854

LIFE INSURANCE INDUSTRY

Page 2

(000's)

INDIVIDUAL COMPANY DATA

NAIC Code	Company Name	DOM	General Insurance Expenses	Insurance Taxes, Licenses and Fees	Dividends to Policyholders	Federal Taxes Incurred	Net Gain from Operations	Net Realized Capital Gains	Net Income	Total Amount of Insurance
GREGG E ZAHN GRP										
70742	Family Benefit Life Ins Co	MO	3,554	325	36	802	(2,308)	158	(2,150)	217
61573	Royalty Capital Life Ins Co	MO	337	50	0	1	(262)	0	(262)	4
16006	Texas Republic Life Ins Co	TX	1,725	74	0	0	(2,193)	0	(2,193)	13
60227	Trinity Life Ins Co	OK	4,405	516	0	433	742	(89)	653	259
GROUP ONE THOUSAND ONE GRP										
79065	Delaware Life Ins Co	DE	223,389	5,466	0	(21,279)	265,873	4,540	270,413	8,782
72664	Delaware Life Ins Co of NY	NY	9,883	617	0	12,611	34,946	196	35,142	29
15690	DL Reins Co	DE	252	96	0	669	(240,097)	(81)	(240,177)	0
GUARANTEE TRUST GRP										
64211	Guarantee Trust Life Ins Co	IL	42,245	6,817	0	5,599	15,929	93	16,022	1,047
92703	United Natl Life Ins Co Of Amer	IL	3,104	540	0	1,033	2,866	0	2,866	31
GUARDIAN LIFE GRP										
71714	Berkshire Life Ins Co of Amer	MA	146,712	23,072	393	(4,989)	79,705	3,914	83,618	403
74004	Family Serv Life Ins Co	TX	1,638	101	0	625	2,622	(17)	2,605	94
78778	Guardian Ins & Ann Co Inc	DE	72,405	8,619	0	26,338	158,187	(207,090)	(48,903)	590
64246	Guardian Life Ins Co Of Amer	NY	1,488,611	204,931	967,943	(118,127)	615,315	(66,775)	548,540	528,589
60003	Park Avenue Life Ins Co	DE	817	228	0	712	5,369	69	5,438	174
77119	Sentinel Amer Life Ins Co	TX	228	26	0	27	159	7	166	13
GUIDEWELL MUT HOLDING GRP										
76031	Florida Combined Life Ins Co Inc	FL	23,811	1,720	0	34	174	0	174	0
GULF GUARANTY GRP										
77976	Gulf Guar Life Ins Co	MS	4,180	481	0	(112)	934	376	1,309	172
HANNOVER GRP										
88340	Hannover Life Reassur Co of Amer	FL	88,709	7,056	1	(11,465)	70,110	9	70,119	63,890
15887	Sand Lake Re Inc	VT	423	378	0	0	112,691	163	112,853	0
HARDSCUFFLE GRP										
60666	American Life & Acc Ins Co Of KY	KY	4,464	160	0	(1,564)	1,057	3,018	4,075	28
HARTFORD FIRE & CAS GRP										
70815	Hartford Life & Accident Ins Co	CT	902,361	96,050	0	105,413	533,685	(18,957)	514,727	245,586
HAWAII EMPLOYERS GRP										
16460	Employers Protective Ins Co Inc	HI	822	38	0	0	(909)	0	(909)	0
HAWTHORN GRP										
82686	Hawthorn Life Ins Co	TX	208	15	0	(3)	254	0	254	18
79502	United Funeral Benefit Life Ins Co	OK	687	35	0	7	158	0	158	17
77194	United Funeral Directors Benefit Lif	TX	2,296	255	31	(194)	235	0	235	95
HCSC GRP										
71129	Dearborn Life Ins Co	IL	93,029	9,510	0	3,534	22,653	(5,010)	17,643	104,399

LIFE INSURANCE INDUSTRY

Page 1

(000's)

INDIVIDUAL COMPANY DATA

NAIC Code	Company Name	DOM	Total Assets	Capital and Surplus	Direct Premium and Annuity Considerations Collected	Net Premium and Annuity Considerations	Net Investment Income	Total Income	Total Benefits, Endowments, Conversions and Payments	Direct and Assumed Commissions
85090	Dearborn Natl Life Ins Co of NY	NY	14,385	4,569	11	(2)	682	754	1,291	0
HIGHMARK GRP										
93440	HM Life Ins Co	PA	727,155	431,471	856,875	398,290	19,438	529,682	283,085	73,057
60213	HM Life Ins Co Of NY	NY	60,951	41,204	66,760	39,178	1,714	47,011	36,789	3,775
HOMESHIELD CAPITAL GRP										
99724	LifeShield Natl Ins Co	OK	81,194	21,548	98,644	57,698	2,332	82,572	29,716	36,492
HOPMEADOW HOLDINGS GRP										
81213	American Maturity Life Ins Co	CT	63,817	49,637	882	4	971	(362)	208	0
93505	Talcott Resolution Intl Life Reassur	CT	12,094	12,069	0	0	320	320	0	0
71153	Talcott Resolution Life & Ann Ins Co	CT	34,277,678	979,284	930,496	120,007	315,441	594,875	3,424,380	146,733
88072	Talcott Resolution Life Ins Co	CT	88,716,224	3,194,449	1,748,781	(5,833)	587,200	10,388	2,761,497	52,935
HORACE MANN GRP										
62790	Educators Life Ins Co of Amer	IL	341,099	322,310	0	1,298	246,405	247,755	882	115
64513	Horace Mann Life Ins Co	IL	7,419,913	318,415	582,611	(1,827,122)	240,010	(1,511,230)	467,622	30,440
87963	National Teachers Assoc Life Ins Co	TX	541,017	68,364	131,124	130,272	18,885	149,859	43,835	32,083
15320	NTA Life Ins Co of New York	NY	8,472	7,132	1,771	1,763	227	1,993	250	632
HUMANA GRP										
60219	Humana Ins Co Of KY	KY	182,601	139,217	160,653	212,155	4,482	216,739	173,492	15,950
84603	Humana Ins Co Of PR Inc	PR	77,364	43,061	138,668	137,477	1,350	138,919	119,833	6,767
INDEPENDENCE HLTH GRP INC GRP										
60254	Independence Ins Inc	DE	1,711	1,709	0	0	10	10	0	0
INDIANA FARM BUREAU GRP										
69892	United Farm Family Life Ins Co	IN	2,417,079	347,170	142,612	134,677	99,242	246,682	122,620	25,183
69922	United Home Life Ins Co	IN	103,976	21,066	53,563	22,106	3,183	38,273	7,710	16,679
INDUSTRIAL ALLIANCE GRP										
68594	American Amicable Life Ins Co Of TX	TX	336,003	66,760	125,294	81,433	11,146	126,864	34,658	43,116
91693	IA Amer Life Ins Co	TX	167,905	64,679	29,853	29,878	3,610	33,919	9,051	13,181
14406	Industrial Alliance Ins & Fin Serv I	TX	274,144	64,615	8,063	81,679	9,551	92,109	29,481	49,739
67148	Occidental Life Ins Co Of NC	TX	259,889	29,174	74,237	53,860	10,317	78,831	31,850	27,661
67873	Pioneer Amer Ins Co	TX	87,027	31,841	44,783	35,541	2,945	41,965	10,124	22,689
67946	Pioneer Security Life Ins Co	TX	104,372	66,430	33,124	23,617	1,249	27,138	7,077	11,550
INSURANCE CAPITAL GRP										
63223	Federal Life Ins Co	IL	253,396	22,300	19,029	16,249	9,093	25,851	15,378	1,449
IOWA FARM BUREAU GRP										
63088	Farm Bureau Life Ins Co	IA	9,340,683	642,409	623,286	603,717	382,152	1,030,376	685,760	61,107
14908	Greenfields Life Ins Co	IA	9,224	8,814	4,092	0	192	1,242	0	486
ISMIE GRP										
68519	Physicians Benefits Trust Life Ins	IL	5,966	5,804	0	0	80	80	(37)	0

LIFE INSURANCE INDUSTRY

Page 2

(000's)

INDIVIDUAL COMPANY DATA

NAIC Code	Company Name	DOM	General Insurance Expenses	Insurance Taxes, Licenses and Fees	Dividends to Policyholders	Federal Taxes Incurred	Net Gain from Operations	Net Realized Capital Gains	Net Income	Total Amount of Insurance
85090	Dearborn Natl Life Ins Co of NY	NY	770	48	0	(27)	(293)	(13)	(306)	2
HIGHMARK GRP										
93440	HM Life Ins Co	PA	101,098	22,093	0	11,093	43,054	1,356	44,410	1
60213	HM Life Ins Co Of NY	NY	8,591	1,791	0	(800)	(2,759)	0	(2,759)	0
HOMESHIELD CAPITAL GRP										
99724	LifeShield Natl Ins Co	OK	11,472	2,519	10	(418)	721	596	1,317	290
HOPMEADOW HOLDINGS GRP										
81213	American Maturity Life Ins Co	CT	0	22	0	189	698	(5)	693	0
93505	Talcott Resolution Intl Life Reassur	CT	0	17	0	63	241	3	243	0
71153	Talcott Resolution Life & Ann Ins Co	CT	87,089	2,349	208	(27,159)	408,570	(12,360)	396,209	112
88072	Talcott Resolution Life Ins Co	CT	134,501	1,882	5,278	29,937	282,227	(83,627)	198,599	68,242
HORACE MANN GRP										
62790	Educators Life Ins Co of Amer	IL	152	58	0	82	246,031	(8)	246,023	241
64513	Horace Mann Life Ins Co	IL	83,625	6,522	0	(11,442)	19,734	570	20,304	14,126
87963	National Teachers Assoc Life Ins Co	TX	15,370	3,720	0	6,336	22,508	(38,238)	(15,729)	482
15320	NTA Life Ins Co of New York	NY	397	45	0	130	190	47	237	1
HUMANA GRP										
60219	Humana Ins Co Of KY	KY	11,443	2,406	0	3,916	2,589	0	2,589	19,300
84603	Humana Ins Co Of PR Inc	PR	16,990	1,895	0	39	(6,097)	0	(6,097)	96
INDEPENDENCE HLTH GRP INC GRP										
60254	Independence Ins Inc	DE	4	2	0	1	4	0	4	0
INDIANA FARM BUREAU GRP										
69892	United Farm Family Life Ins Co	IN	38,680	2,022	6,129	2,962	9,390	201	9,591	10,411
69922	United Home Life Ins Co	IN	5,237	1,432	0	1,753	1,244	1	1,245	861
INDUSTRIAL ALLIANCE GRP										
68594	American Amicable Life Ins Co Of TX	TX	12,518	3,144	165	4,132	9,509	0	9,509	5,598
91693	IA Amer Life Ins Co	TX	5,417	1,110	5	(85)	(46)	0	(46)	880
14406	Industrial Alliance Ins & Fin Serv I	TX	382	225	0	(368)	(5,123)	0	(5,123)	5,343
67148	Occidental Life Ins Co Of NC	TX	6,842	2,003	152	1,845	4,792	0	4,792	2,944
67873	Pioneer Amer Ins Co	TX	4,924	1,321	10	(291)	(2,610)	0	(2,610)	844
67946	Pioneer Security Life Ins Co	TX	3,005	856	1	(974)	265	0	265	608
INSURANCE CAPITAL GRP										
63223	Federal Life Ins Co	IL	8,207	744	64	(70)	(3,475)	1,240	(2,235)	731
IOWA FARM BUREAU GRP										
63088	Farm Bureau Life Ins Co	IA	101,641	8,128	10,127	1,898	98,529	1,612	100,141	52,343
14908	Greenfields Life Ins Co	IA	587	43	0	(20)	146	0	146	0
ISMIE GRP										
68519	Physicians Benefits Trust Life Ins	IL	203	4	0	(19)	(71)	0	(71)	0

LIFE INSURANCE INDUSTRY

Page 1

(000's)

INDIVIDUAL COMPANY DATA

NAIC Code	Company Name	DOM	Total Assets	Capital and Surplus	Direct Premium and Annuity Considerations Collected	Net Premium and Annuity Considerations	Net Investment Income	Total Income	Total Benefits, Endowments, Conversions and Payments	Direct and Assumed Commissions
JACKSON NATL GRP										
78620	Brooke Life Ins Co	MI	5,087,850	4,760,495	2,259	32,501	524,485	556,313	61,177	124
65056	Jackson Natl Life Ins Co	MI	255,055,912	4,759,578	19,332,135	20,569,181	3,648,163	29,420,692	23,452,382	1,922,221
60140	Jackson Natl Life Ins Co Of NY	NY	14,745,172	612,694	1,240,532	130,343	45,362	344,346	178,488	123,385
JOHN HANCOCK GRP										
93610	John Hancock Life & Hlth Ins Co	MA	16,068,034	1,108,839	725,107	682,110	234,409	982,945	193,770	5,125
86375	John Hancock Life Ins Co of NY	NY	17,663,344	1,423,808	1,113,131	515,856	318,891	1,002,671	1,555,592	83,927
65838	John Hancock Life Ins Co USA	MI	243,305,426	8,475,800	20,640,430	14,948,094	4,406,308	13,781,132	15,065,171	1,052,234
KANSAS CITY LIFE INS GRP										
71218	Grange Life Ins Co	OH	443,820	34,193	92,826	47,553	15,183	71,021	47,014	5,638
65129	Kansas City Life Ins Co	MO	3,399,892	260,804	313,708	286,787	132,676	474,192	361,816	33,289
67199	Old Amer Ins Co	MO	278,247	19,738	96,746	94,102	10,628	104,944	52,257	24,858
69272	Sunset Life Ins Co Of Amer	MO	297,803	24,892	14,310	6,656	11,772	19,650	19,910	225
KEMPER CORP GRP										
66397	Mutual Savings Life Ins Co	AL	480,541	60,585	37,306	37,496	21,474	59,901	25,971	9,593
68357	Reliable Life Ins Co	MO	22,285	13,088	116,054	0	842	1,380	0	0
68462	Reserve Natl Ins Co	IL	149,935	39,659	174,174	176,897	5,115	182,964	111,926	35,333
69779	Union Natl Life Ins Co	LA	19,668	16,759	83,922	0	814	815	0	0
69930	United Ins Co Of Amer	IL	4,149,531	411,103	168,595	367,411	184,928	564,579	201,272	108,226
KENTUCKY NATL INS GRP										
60244	Kentucky Home Life Ins Co	KY	5,202	3,365	2,154	1,659	181	2,093	359	995
80020	Mountain Life Ins Co	TN	5,658	3,669	2,631	1,001	131	2,090	243	1,073
KUVARE GRP										
64238	Guaranty Income Life Ins Co	IA	1,790,699	455,893	537,014	517,121	48,587	614,271	73,538	63,559
65595	Lincoln Benefit Life Co	NE	9,172,932	352,610	1,224,480	(913,357)	353,366	(1,098,131)	389,734	28,912
69973	United Life Ins Co	IA	1,763,520	157,595	243,695	240,972	69,375	313,329	198,648	14,909
LANDCAR INS GRP										
92274	Landcar Life Ins Co	UT	30,841	24,351	0	0	340	346	(7)	0
LIA HOLDINGS GRP										
60232	Lombard Intl Life Assur Co	PA	7,374,044	23,601	655,446	639,058	4,366	689,588	514,912	9,031
73059	Lombard Intl Life Assur Co of NY	NY	4,779	4,462	7	3	121	141	0	0
LIBERTY LIFE GRP TRUST GRP										
66001	American Benefit Life Ins Co	OK	202,878	25,675	11,752	33,447	8,340	42,114	10,605	11,067
61581	Capitol Life Ins Co	TX	298,888	31,891	18,230	18,761	13,437	34,004	29,889	2,209
73539	Continental Life Ins Co	PA	1,670	1,669	0	0	0	0	0	0
68543	Liberty Bankers Life Ins Co	OK	2,006,202	242,118	462,621	460,364	89,541	559,528	317,470	36,008
76317	Pellerin Life Ins Co	LA	11,852	1,212	1,388	1,386	250	1,724	954	65
76767	Rabenhorst Life Ins Co	LA	31,048	3,609	2,708	2,625	817	3,853	2,407	268

LIFE INSURANCE INDUSTRY

Page 2

(000's)

INDIVIDUAL COMPANY DATA

NAIC Code	Company Name	DOM	General Insurance Expenses	Insurance Taxes, Licenses and Fees	Dividends to Policyholders	Federal Taxes Incurred	Net Gain from Operations	Net Realized Capital Gains	Net Income	Total Amount of Insurance
JACKSON NATL GRP										
78620	Brooke Life Ins Co	MI	517	0	10	(125)	511,474	(156)	511,319	11,061
65056	Jackson Natl Life Ins Co	MI	682,308	58,515	9,423	1,579,683	5,108,740	(5,372,238)	(263,498)	58,117
60140	Jackson Natl Life Ins Co Of NY	NY	30,755	1,412	0	1,883	27,647	(532)	27,115	63
JOHN HANCOCK GRP										
93610	John Hancock Life & Hlth Ins Co	MA	14,752	3,410	19	(8,319)	109,812	(18,154)	91,658	920
86375	John Hancock Life Ins Co of NY	NY	48,710	12,762	15,660	(40,690)	(137,087)	(59,530)	(196,617)	23,282
65838	John Hancock Life Ins Co USA	MI	1,041,016	158,869	109,996	(286,284)	1,018,028	197,999	1,216,026	186,425
KANSAS CITY LIFE INS GRP										
71218	Grange Life Ins Co	OH	11,380	1,426	57	1,001	1,368	(37)	1,332	6,046
65129	Kansas City Life Ins Co	MO	79,299	8,515	2,129	(377)	5,965	964	6,929	16,445
67199	Old Amer Ins Co	MO	16,158	2,549	0	842	(378)	(11)	(389)	1,378
69272	Sunset Life Ins Co Of Amer	MO	1,762	352	39	541	2,461	2	2,463	348
KEMPER CORP GRP										
66397	Mutual Savings Life Ins Co	AL	10,684	1,789	4	2,078	8,846	0	8,846	1,788
68357	Reliable Life Ins Co	MO	0	0	0	173	1,207	4	1,210	0
68462	Reserve Natl Ins Co	IL	45,522	4,571	2	0	(13,173)	0	(13,173)	372
69779	Union Natl Life Ins Co	LA	0	0	0	255	560	0	560	0
69930	United Ins Co Of Amer	IL	98,410	18,127	(1)	8,928	89,808	2,495	92,303	17,091
KENTUCKY NATL INS GRP										
60244	Kentucky Home Life Ins Co	KY	665	106	0	(3)	(9)	(3)	(12)	130
80020	Mountain Life Ins Co	TN	706	279	0	(49)	22	(4)	18	70
KUVARE GRP										
64238	Guaranty Income Life Ins Co	IA	12,459	1,040	9	8,418	9,720	471	10,191	104
65595	Lincoln Benefit Life Co	NE	26,518	9,493	31	0	12,525	21,624	34,149	2,039
69973	United Life Ins Co	IA	15,505	2,577	0	3,385	5,567	2,108	7,676	4,171
LANDCAR INS GRP										
92274	Landcar Life Ins Co	UT	299	18	0	47	23	213	236	0
LIA HOLDINGS GRP										
60232	Lombard Intl Life Assur Co	PA	22,691	2,365	0	518	496	0	496	2,340
73059	Lombard Intl Life Assur Co of NY	NY	123	13	0	0	5	0	5	0
LIBERTY LIFE GRP TRUST GRP										
66001	American Benefit Life Ins Co	OK	3,579	565	232	603	2,862	239	3,102	717
61581	Capitol Life Ins Co	TX	2,334	351	0	425	2,727	2	2,728	188
73539	Continental Life Ins Co	PA	13	3	0	0	(16)	0	(16)	0
68543	Liberty Bankers Life Ins Co	OK	18,461	2,650	0	6,739	9,966	2,160	12,126	1,447
76317	Pellerin Life Ins Co	LA	469	43	61	6	(209)	6	(203)	34
76767	Rabenhorst Life Ins Co	LA	1,688	87	128	(50)	(876)	1,714	838	73

LIFE INSURANCE INDUSTRY

Page 1

(000's)

INDIVIDUAL COMPANY DATA

NAIC Code	Company Name	DOM	Total Assets	Capital and Surplus	Direct Premium and Annuity Considerations Collected	Net Premium and Annuity Considerations	Net Investment Income	Total Income	Total Benefits, Endowments, Conversions and Payments	Direct and Assumed Commissions
LIFETIME HLTHCARE GRP										
69515	Medamerica Ins Co	PA	1,126,888	28,788	84,745	(52,457)	48,423	7,846	57,630	22,894
12967	MedAmerica Ins Co of FL	FL	63,301	6,998	4,082	3,987	2,345	6,371	1,444	240
83437	MedAmerica Ins Co of NY	NY	996,918	24,207	49,500	47,847	37,995	87,144	50,364	1,620
LINCOLN NATL GRP										
67652	First Penn Pacific Life Ins Co	IN	1,360,657	138,766	102,780	120,346	66,829	211,715	206,884	2,554
62057	Lincoln Life & Ann Co of NY	NY	15,653,835	1,105,560	1,160,258	741,783	322,006	1,580,136	1,209,114	83,163
65315	Lincoln Life Assur Co of Boston	NH	4,183,879	307,765	2,426,049	1,154	20,864	136,920	4,900	96,195
65676	Lincoln Natl Life Ins Co	IN	267,230,225	8,154,527	27,570,967	25,549,176	4,467,330	32,639,370	21,850,883	2,668,832
13028	Lincoln Reins Co of SC	SC	481,048	72,509	0	22,872	7,691	30,544	5,348	7,207
13693	Lincoln Reins Co of VT I	VT	1,777,846	271,426	0	55,664	33,890	89,663	95,317	40,697
14116	Lincoln Reins Co of VT III	VT	2,261,484	87,866	0	267	65,574	66,639	79,954	22,827
14147	Lincoln Reins Co of VT IV	VT	1,275,227	190,516	0	40,466	6,303	46,866	14,750	24,468
15336	Lincoln Reins Co of Vt V	VT	1,287,638	268,992	0	89,219	16,199	105,328	59,793	20,941
15854	Lincoln Reins Co of VT VI	VT	1,136,397	283,853	0	99,247	14,151	113,332	51,395	20,770
16183	Lincoln Reins Co of Vt VII	VT	726,653	169,536	0	95,086	11,085	106,172	21,950	13,813
LOUISIANA HLTH SERV GRP										
60009	Southern Natl Life Ins Co Inc	LA	19,315	15,529	3,482	3,408	262	5,957	1,263	412
MANHATTAN LIFE GRP										
63053	Family Life Ins Co	TX	141,172	26,556	65,095	26,496	4,673	36,075	22,514	4,639
65870	Manhattan Life Ins Co	NY	647,343	66,008	233,835	93,712	26,173	163,960	91,315	34,074
61883	ManhattanLife Assur Co of Amer	AR	737,784	179,447	205,399	237,721	21,021	260,274	134,243	45,103
85189	Western United Life Assur Co	WA	1,225,139	80,229	251,870	203,453	48,729	268,932	228,032	16,104
MAPFRE INS GRP										
77054	MAPFRE Life Ins Co of PR	PR	59,229	29,008	67,362	65,572	1,175	67,491	49,716	5,180
MASS MUT LIFE INS GRP										
93432	CM Life Ins Co	CT	8,639,008	1,735,038	1,575,368	312,325	326,173	768,736	635,927	57,336
65935	Massachusetts Mut Life Ins Co	MA	268,249,286	18,892,910	25,307,300	22,700,373	7,682,464	31,855,028	24,584,365	1,067,127
70416	MML Bay State Life Ins Co	CT	5,117,785	293,454	31,264	2,942	18,287	23,214	49,826	2,087
MAXIMUM CORP GRP										
61735	Central Security Life Ins Co	TX	84,423	5,850	2,308	1,595	3,948	5,897	5,320	35
80993	Western Amer Life Ins Co	TX	25,850	1,946	2,138	2,079	952	3,140	1,898	226
MEDICAL CARD SYSTEM INC GRP										
60030	MCS Life Ins Co	PR	108,395	51,057	278,781	276,994	1,299	278,293	223,217	13,600
MEDICAL MUT OF OH GRP										
62375	MedMutual Life Ins Co	OH	48,055	34,673	31,921	27,215	723	27,944	18,023	2,184
MEIJI YASUDA LIFE INS GRP										
64343	Pacific Guardian Life Ins Co Ltd	HI	565,469	86,503	84,336	77,122	22,163	101,491	54,966	6,492

LIFE INSURANCE INDUSTRY

Page 2

(000's)

INDIVIDUAL COMPANY DATA

NAIC Code	Company Name	DOM	General Insurance Expenses	Insurance Taxes, Licenses and Fees	Dividends to Policyholders	Federal Taxes Incurred	Net Gain from Operations	Net Realized Capital Gains	Net Income	Total Amount of Insurance
LIFETIME HLTHCARE GRP										
69515	Medamerica Ins Co	PA	10,684	2,446	0	(977)	(104,258)	1,473	(102,785)	0
12967	MedAmerica Ins Co of FL	FL	382	108	0	191	(7,880)	(1)	(7,881)	0
83437	MedAmerica Ins Co of NY	NY	4,607	1,223	0	143	(23,042)	(217)	(23,260)	0
LINCOLN NATL GRP										
67652	First Penn Pacific Life Ins Co	IN	12,339	2,644	0	7,920	29,924	(610)	29,313	16,203
62057	Lincoln Life & Ann Co of NY	NY	94,518	16,801	19,783	26,443	102,047	(3,100)	98,947	29,341
65315	Lincoln Life Assur Co of Boston	NH	1,698	182	0	0	33,270	(1,242)	32,028	58
65676	Lincoln Natl Life Ins Co	IN	2,178,676	314,063	31,565	40,871	414,888	(15,998)	398,890	588,282
13028	Lincoln Reins Co of SC	SC	222	52	0	3,952	30,266	0	30,266	0
13693	Lincoln Reins Co of VT I	VT	13,398	29	0	2,326	(26,278)	0	(26,278)	48,788
14116	Lincoln Reins Co of VT III	VT	98	2,214	0	(8,961)	(54,420)	(114)	(54,535)	3,540
14147	Lincoln Reins Co of VT IV	VT	15,093	21	0	(5,019)	(11,145)	0	(11,145)	0
15336	Lincoln Reins Co of Vt V	VT	95	39	0	2,276	(16,869)	0	(16,869)	39,589
15854	Lincoln Reins Co of VT VI	VT	2,589	43	0	(8,337)	(49,971)	0	(49,971)	37,601
16183	Lincoln Reins Co of Vt VII	VT	1,996	44	0	(8,385)	(45,566)	0	(45,566)	34,592
LOUISIANA HLTH SERV GRP										
60009	Southern Natl Life Ins Co Inc	LA	2,316	136	0	292	1,551	445	1,996	657
MANHATTAN LIFE GRP										
63053	Family Life Ins Co	TX	6,736	1,893	60	585	1,808	0	1,808	678
65870	Manhattan Life Ins Co	NY	7,127	4,435	468	3,269	13,148	(101)	13,047	667
61883	ManhattanLife Assur Co of Amer	AR	49,398	9,015	233	1,102	6,591	652	7,242	1,060
85189	Western United Life Assur Co	WA	7,317	1,235	0	1,763	4,578	(1,049)	3,529	16
MAPFRE INS GRP										
77054	MAPFRE Life Ins Co of PR	PR	9,865	1,410	0	226	305	36	341	500
MASS MUT LIFE INS GRP										
93432	CM Life Ins Co	CT	113,861	11,526	0	19,687	123,426	(7,796)	115,630	5,942
65935	Massachusetts Mut Life Ins Co	MA	2,387,273	271,331	1,671,109	(14,965)	460,970	(36,724)	424,247	222,042
70416	MML Bay State Life Ins Co	CT	9,878	896	0	3,580	13,778	(46)	13,732	4,781
MAXIMUM CORP GRP										
61735	Central Security Life Ins Co	TX	1,909	238	(2)	(303)	794	(1)	794	108
80993	Western Amer Life Ins Co	TX	518	43	0	138	834	(1)	834	73
MEDICAL CARD SYSTEM INC GRP										
60030	MCS Life Ins Co	PR	22,545	3,520	0	2,015	13,396	61	13,457	891
MEDICAL MUT OF OH GRP										
62375	MedMutual Life Ins Co	OH	3,223	703	0	658	2,901	0	2,901	14,102
MEIJI YASUDA LIFE INS GRP										
64343	Pacific Guardian Life Ins Co Ltd	HI	21,570	3,303	143	0	1,271	130	1,401	7,678

LIFE INSURANCE INDUSTRY

Page 1

(000's)

INDIVIDUAL COMPANY DATA

NAIC Code	Company Name	DOM	Total Assets	Capital and Surplus	Direct Premium and Annuity Considerations Collected	Net Premium and Annuity Considerations	Net Investment Income	Total Income	Total Benefits, Endowments, Conversions and Payments	Direct and Assumed Commissions
69019	Standard Ins Co	OR	26,665,364	1,443,685	6,106,407	5,161,634	597,619	6,033,861	4,445,790	242,296
89009	Standard Life Ins Co Of NY	NY	305,936	123,179	107,865	103,867	11,767	116,920	78,167	10,552
METROPOLITAN GRP										
60690	American Life Ins Co	DE	11,623,117	4,970,089	1,350,407	1,309,885	2,205,340	3,724,973	1,082,019	251,076
62634	Delaware Amer Life Ins Co	DE	115,079	61,763	75,208	88,975	3,421	93,220	46,326	11,225
13092	Metlife Reins Co of VT	VT	4,074,459	286,900	0	16,972	71,814	116,085	15,479	3,940
65978	Metropolitan Life Ins Co	NY	389,508,221	10,914,760	30,003,479	25,210,419	10,817,115	35,729,409	36,886,464	732,538
97136	Metropolitan Tower Life Ins Co	NE	26,314,677	1,502,477	4,678,466	4,865,342	799,441	5,783,787	1,131,474	161,440
MICHIGAN FARM BUREAU GRP										
88064	Cincinnati Equitable Life Ins Co	OH	171,539	8,261	37,006	37,147	5,410	43,156	21,620	4,375
63096	Farm Bureau Life Ins Co Of MI	MI	2,574,327	444,033	127,249	113,989	108,556	229,271	145,187	12,450
74799	Leaders Life Ins Co	OK	8,107	3,722	11,683	4,855	83	9,146	1,735	2,374
MINNESOTA MUT GRP										
66168	Minnesota Life Ins Co	MN	56,377,324	3,148,865	8,884,703	8,622,143	891,310	9,928,066	5,082,862	528,374
93742	Securian Life Ins Co	MN	1,437,178	447,287	1,389,178	450,119	40,156	594,718	233,640	58,483
MISSISSIPPI INS GRP										
68535	Bluebonnet Life Ins Co	MS	67,518	63,561	4,951	4,397	1,985	6,506	1,567	509
MISSOURI FARM BUREAU GRP										
63118	Farm Bureau Life Ins Co Of MO	MO	632,716	80,594	46,937	40,341	23,672	65,276	28,654	5,387
10236	Legacy Life Ins Co of MO	MO	6,261	6,186	74	81	166	247	0	31
MOLINA HEALTHCARE INC GRP										
13778	Molina Hlthcare of TX Ins Co	TX	9,256	9,156	32,884	0	59	1,040	0	0
MULTINATIONAL GRP										
72087	Multinational Life Ins Co	PR	123,316	23,778	60,461	33,337	3,360	48,361	17,463	14,050
MUNICH RE GRP										
66346	Munich Amer Reassur Co	GA	8,006,785	655,911	0	661,596	259,082	1,298,712	654,892	433,565
69604	Munich Re US Life Corp	GA	9,543	7,999	0	0	277	353	151	0
MUTUAL OF OMAHA GRP										
62243	Companion Life Ins Co	NY	1,108,229	52,582	138,364	(23,939)	44,464	24,818	72,567	5,968
71412	Mutual Of Omaha Ins Co	NE	9,107,411	3,139,984	1,496,620	3,538,507	174,119	3,829,431	2,670,373	760,304
13100	Omaha Ins Co	NE	109,452	54,945	737,425	73,623	2,943	252,092	63,855	118,997
16537	Omaha Supplemental Ins Co	NE	18,795	16,157	5,062	367	90	2,778	263	1,537
69868	United Of Omaha Life Ins Co	NE	26,246,357	1,761,938	5,543,213	3,717,439	849,088	4,759,215	2,657,139	552,877
72850	United World Life Ins Co	NE	147,256	46,065	573,406	1,095	4,386	151,687	1,986	74,103
NATIONAL FARM LIFE INS GRP										
99619	American Farm Life Ins Co	TX	4,745	2,029	728	392	172	606	297	75
66532	National Farm Life Ins Co	TX	428,525	50,194	27,544	25,708	19,440	45,870	20,992	3,915

LIFE INSURANCE INDUSTRY

Page 2

(000's)

INDIVIDUAL COMPANY DATA

NAIC Code	Company Name	DOM	General Insurance Expenses	Insurance Taxes, Licenses and Fees	Dividends to Policyholders	Federal Taxes Incurred	Net Gain from Operations	Net Realized Capital Gains	Net Income	Total Amount of Insurance
69019	Standard Ins Co	OR	584,379	74,604	103	31,934	201,394	(3,485)	197,909	4,046
89009	Standard Life Ins Co Of NY	NY	12,228	3,090	0	5,787	23,466	(14)	23,453	11,018
METROPOLITAN GRP										
60690	American Life Ins Co	DE	808,184	22,742	(7,091)	(6,018)	1,569,664	(183,711)	1,385,953	40,944
62634	Delaware Amer Life Ins Co	DE	22,037	1,440	0	2,204	8,784	5	8,789	3,640
13092	Metlife Reins Co of VT	VT	5,021	54	0	(6,914)	(46,311)	1,201	(45,110)	9,032
65978	Metropolitan Life Ins Co	NY	3,002,757	358,396	133,113	50,828	4,283,372	(424,194)	3,859,177	1,678,365
97136	Metropolitan Tower Life Ins Co	NE	59,567	23,356	172,105	83,861	255	(13,463)	(13,207)	47,353
MICHIGAN FARM BUREAU GRP										
88064	Cincinnati Equitable Life Ins Co	OH	2,478	674	1	(101)	(726)	(24)	(749)	227
63096	Farm Bureau Life Ins Co Of MI	MI	21,201	1,580	8,103	4,203	25,720	1,716	27,436	11,957
74799	Leaders Life Ins Co	OK	3,357	424	760	157	(91)	10	(82)	355
MINNESOTA MUT GRP										
66168	Minnesota Life Ins Co	MN	607,833	101,021	40,829	10,477	(115,936)	(40,295)	(156,231)	635,849
93742	Securian Life Ins Co	MN	76,026	29,033	62	9,691	20,368	(1,032)	19,336	94,632
MISSISSIPPI INS GRP										
68535	Bluebonnet Life Ins Co	MS	793	200	0	685	2,775	(13)	2,762	482
MISSOURI FARM BUREAU GRP										
63118	Farm Bureau Life Ins Co Of MO	MO	9,138	1,102	2,625	337	786	1,645	2,431	3,844
10236	Legacy Life Ins Co of MO	MO	63	14	0	19	90	0	90	5
MOLINA HEALTHCARE INC GRP										
13778	Molina Hlthcare of TX Ins Co	TX	1	564	0	101	375	4	378	0
MULTINATIONAL GRP										
72087	Multinational Life Ins Co	PR	11,209	1,106	0	0	3,185	(519)	2,666	2,587
MUNICH RE GRP										
66346	Munich Amer Reassur Co	GA	123,896	5,151	0	(6,436)	(859)	9,754	8,895	126,704
69604	Munich Re US Life Corp	GA	311	125	0	0	(82)	(2)	(84)	0
MUTUAL OF OMAHA GRP										
62243	Companion Life Ins Co	NY	15,207	3,894	10	1,613	(14,706)	1,402	(13,304)	4,631
71412	Mutual Of Omaha Ins Co	NE	218,031	39,244	20	653	(124,799)	(5,843)	(130,642)	0
13100	Omaha Ins Co	NE	59,081	16,942	0	401	(8,995)	21	(8,974)	0
16537	Omaha Supplemental Ins Co	NE	914	137	0	0	(102)	0	(102)	0
69868	United Of Omaha Life Ins Co	NE	779,730	110,411	4	98,007	130,225	5,985	136,210	120,091
72850	United World Life Ins Co	NE	60,643	12,822	0	828	1,355	2	1,357	168
NATIONAL FARM LIFE INS GRP										
99619	American Farm Life Ins Co	TX	81	20	31	2	19	0	19	26
66532	National Farm Life Ins Co	TX	6,355	618	3,076	632	4,059	(174)	3,885	2,110

LIFE INSURANCE INDUSTRY

Page 1

(000's)

INDIVIDUAL COMPANY DATA

NAIC Code	Company Name	DOM	Total Assets	Capital and Surplus	Direct Premium and Annuity Considerations Collected	Net Premium and Annuity Considerations	Net Investment Income	Total Income	Total Benefits, Endowments, Conversions and Payments	Direct and Assumed Commissions
NATIONAL GEN GRP										
97705	Direct Gen Life Ins Co	SC	29,551	22,297	9,588	9,588	679	12,602	1,845	0
82538	National Hlth Ins Co	TX	87,247	30,964	469,438	10,280	377	137,564	2,105	132,231
NATIONAL GUARDIAN LIFE INS GRP										
81426	Commercial Travelers Life Ins Co	NY	26,357	13,433	5,522	3,269	506	7,072	2,556	463
66583	National Guardian Life Ins Co	WI	4,301,642	367,412	926,534	659,888	179,148	830,555	425,350	134,826
11155	Preneed Reins Co of Amer	AZ	35,376	34,262	0	6,584	1,241	57,924	50,721	3,189
97241	Settlers Life Ins Co	WI	443,671	58,652	48,284	47,724	19,958	68,032	36,012	7,249
NATIONAL LIFE GRP										
15803	Catamount Reins Co	VT	2,811,881	59,140	0	72,036	6,748	194,794	219,638	793
65528	Life Ins Co Of The Southwest	TX	22,877,628	1,515,606	2,980,526	2,629,515	1,383,713	4,190,182	1,345,861	611,221
16057	Longhorn Reins Co	VT	1,318,984	60,370	0	208,871	(108)	271,647	55,315	24,916
66680	National Life Ins Co	VT	10,102,739	2,289,306	526,461	338,669	337,158	691,883	260,807	76,421
NATIONAL SECURITY GRP										
66788	National Security Ins Co	AL	59,254	16,242	5,951	5,864	2,586	8,971	4,219	626
NATIONAL WESTERN LIFE GRP										
66850	National Western Life Ins Co	CO	10,792,618	1,529,487	548,637	527,305	539,250	1,102,756	1,070,636	59,720
67393	Ozark Natl Life Ins Co	MO	773,968	58,404	83,729	80,841	27,432	109,212	48,238	7,769
NATIONWIDE CORP GRP										
64327	Harleysville Life Ins Co	OH	405,227	54,998	29,090	19,503	14,564	35,398	27,348	508
64017	Jefferson Natl Life Ins Co	TX	7,674,726	52,337	1,040,941	1,024,612	19,931	1,066,004	535,828	1,639
15727	Jefferson Natl Life Ins Co of NY	NY	150,638	6,712	36,425	36,425	135	36,755	8,306	4
92657	Nationwide Life & Ann Ins Co	OH	34,069,652	2,215,762	7,042,954	6,727,353	1,019,091	7,738,902	868,959	749,007
66869	Nationwide Life Ins Co	OH	155,132,805	8,821,570	11,232,106	10,167,642	1,974,098	14,452,259	14,782,678	673,506
NEW ERA LIFE GRP										
81132	Life of Amer Ins Co	TX	8,696	2,482	49	10,203	94	10,558	12,207	1,474
78743	New Era Life Ins Co	TX	552,527	100,922	180,477	180,042	21,016	203,289	174,571	8,635
69698	New Era Life Ins Co Of Midwest	TX	149,536	16,023	81,501	71,169	6,144	79,338	59,951	4,873
67784	Philadelphia Amer Life Ins Co	TX	326,106	58,346	309,801	239,876	12,559	263,650	156,822	50,132
NEW YORK LIFE GRP										
91596	New York Life Ins & Ann Corp	DE	164,737,210	9,354,607	13,780,467	13,267,855	4,227,618	18,613,212	12,475,736	440,894
66915	New York Life Ins Co	NY	189,231,108	22,032,272	15,613,757	15,957,881	7,077,464	23,254,552	12,146,312	577,011
81353	NYLIFE Ins Co Of AZ	AZ	163,797	108,142	24,715	11,364	4,534	16,851	13,218	0
NORTHWESTERN MUT GRP										
69000	Northwestern Long Term Care Ins Co	WI	283,246	173,505	765,006	0	6,802	143,425	438	65,241
67091	Northwestern Mut Life Ins Co	WI	290,318,369	24,216,250	18,915,085	18,796,809	10,015,507	29,854,982	11,675,210	1,396,881
OHIO NATL LIFE GRP										
85472	National Security Life & Ann Co	NY	463,305	26,947	668	(2,335)	1,945	10,365	43,403	2,027

LIFE INSURANCE INDUSTRY

Page 2

(000's)

INDIVIDUAL COMPANY DATA

NAIC Code	Company Name	DOM	General Insurance Expenses	Insurance Taxes, Licenses and Fees	Dividends to Policyholders	Federal Taxes Incurred	Net Gain from Operations	Net Realized Capital Gains	Net Income	Total Amount of Insurance
NATIONAL GEN GRP										
97705	Direct Gen Life Ins Co	SC	1,794	419	0	1,888	7,186	94	7,281	748
82538	National Hlth Ins Co	TX	2,509	628	0	63	(102)	(20)	(122)	726
NATIONAL GUARDIAN LIFE INS GRP										
81426	Commercial Travelers Life Ins Co	NY	4,462	560	0	(58)	(326)	0	(326)	0
66583	National Guardian Life Ins Co	WI	70,752	16,958	2,911	11,019	26,381	4,812	31,194	6,505
11155	Preneed Reins Co of Amer	AZ	184	168	0	797	3,392	11	3,403	573
97241	Settlers Life Ins Co	WI	4,892	1,345	202	3,180	9,686	911	10,598	1,661
NATIONAL LIFE GRP										
15803	Catamount Reins Co	VT	8,716	846	36,362	2,887	12,448	88	12,537	4,339
65528	Life Ins Co Of The Southwest	TX	242,209	38,605	56	51,010	318,392	(29,152)	289,240	83,588
16057	Longhorn Reins Co	VT	69	102	0	5,862	19,752	15	19,767	19,629
66680	National Life Ins Co	VT	58,275	10,671	6,909	(13,554)	53,684	(13,789)	39,894	22,137
NATIONAL SECURITY GRP										
66788	National Security Ins Co	AL	1,625	284	4	382	1,193	185	1,378	193
NATIONAL WESTERN LIFE GRP										
66850	National Western Life Ins Co	CO	66,300	7,521	37	50,854	158,248	(6,932)	151,316	13,342
67393	Ozark Natl Life Ins Co	MO	8,477	2,760	129	5,556	17,185	(18,039)	(854)	5,705
NATIONWIDE CORP GRP										
64327	Harleysville Life Ins Co	OH	1,508	369	0	931	4,074	(89)	3,984	1,745
64017	Jefferson Natl Life Ins Co	TX	6,898	719	0	762	8,579	(16)	8,563	0
15727	Jefferson Natl Life Ins Co of NY	NY	187	31	0	0	106	0	106	0
92657	Nationwide Life & Ann Ins Co	OH	305,072	42,876	592	120,575	(804,643)	181,181	(623,461)	116,914
66869	Nationwide Life Ins Co	OH	322,454	54,179	38,335	(73,299)	1,105,828	(476,784)	629,044	115,081
NEW ERA LIFE GRP										
81132	Life of Amer Ins Co	TX	108	19	0	21	47	0	47	1
78743	New Era Life Ins Co	TX	13,725	2,590	0	(93)	521	1,452	1,973	78
69698	New Era Life Ins Co Of Midwest	TX	2,749	1,236	0	546	1,641	491	2,132	17
67784	Philadelphia Amer Life Ins Co	TX	21,998	7,501	0	3,649	14,097	688	14,785	73
NEW YORK LIFE GRP										
91596	New York Life Ins & Ann Corp	DE	922,890	122,307	0	226,452	651,697	(20,274)	631,422	99,264
66915	New York Life Ins Co	NY	2,469,311	269,002	2,043,187	(31,463)	495,509	(117,898)	377,611	1,198,113
81353	NYLife Ins Co Of AZ	AZ	2,635	772	0	1,169	4,710	9	4,718	2,403
NORTHWESTERN MUT GRP										
69000	Northwestern Long Term Care Ins Co	WI	53,617	17,251	0	(82)	6,954	54	7,008	0
67091	Northwestern Mut Life Ins Co	WI	1,593,393	343,860	5,998,860	(198,529)	565,472	702,045	1,267,518	1,344,609
OHIO NATL LIFE GRP										
85472	National Security Life & Ann Co	NY	869	337	0	291	4,384	(11)	4,372	0

LIFE INSURANCE INDUSTRY

Page 1

(000's)

INDIVIDUAL COMPANY DATA

NAIC Code	Company Name	DOM	Total Assets	Capital and Surplus	Direct Premium and Annuity Considerations Collected	Net Premium and Annuity Considerations	Net Investment Income	Total Income	Total Benefits, Endowments, Conversions and Payments	Direct and Assumed Commissions
89206	Ohio Natl Life Assur Corp	OH	2,998,569	257,443	431,515	141,151	138,230	368,689	190,546	46,756
67172	Ohio Natl Life Ins Co	OH	28,224,758	1,019,863	969,644	272,013	436,293	1,493,345	3,553,842	186,543
OLD REPUBLIC GRP										
67261	Old Republic Life Ins Co	IL	107,792	40,086	22,497	12,984	2,647	18,092	8,506	5,533
ONEAMERICA FIN PARTNERS GRP										
60895	American United Life Ins Co	IN	31,388,904	1,024,696	4,352,667	4,303,702	583,589	5,088,248	4,092,049	195,876
67911	Pioneer Mut Life Ins Co	ND	510,720	43,557	18,949	13,260	22,940	36,397	32,311	486
69116	State Life Ins Co	IN	9,334,498	544,962	1,095,169	625,901	316,952	1,450,906	370,210	127,482
OPTIMUM GRP										
88099	Optimum Re Ins Co	TX	211,537	45,179	0	62,110	4,859	104,060	37,747	27,669
65960	Windsor Life Ins Co	TX	3,177	3,013	538	168	63	309	195	0
PACIFIC LIFE GRP										
97268	Pacific Life & Ann Co	AZ	7,786,118	545,580	570,028	566,495	215,825	850,014	585,478	37,821
67466	Pacific Life Ins Co	NE	145,661,155	10,509,601	13,883,323	13,440,678	3,829,565	18,006,447	10,070,725	1,143,155
PAN AMER LIFE GRP										
66427	Mutual Trust Life Ins Co a Pan Amer	IL	2,115,968	162,257	209,507	189,579	98,931	292,306	155,709	25,718
93459	Pan Amer Assur Co	LA	22,422	19,372	29,046	38	806	(1,696)	(3,218)	627
13602	Pan Amer Assur Co Intl Inc	FL	5,542	5,521	0	0	231	234	0	0
67539	Pan Amer Life Ins Co	LA	1,276,266	231,579	306,145	344,627	56,073	435,291	196,694	48,043
12952	Pan Amer Life Ins Co of PR	PR	10,457	5,340	16,834	16,505	292	17,131	14,356	759
PARTNERRE GRP										
74900	PartnerRe Life Reins Co of Amer	AR	89,346	35,269	0	11,596	1,311	28,550	11,340	12,466
PEKIN INS GRP										
67628	Pekin Life Ins Co	IL	1,548,389	125,850	195,140	185,410	58,175	247,674	150,286	15,389
PENN MUT GRP										
93262	Penn Ins & Ann Co	DE	7,173,482	625,286	625,564	768,576	268,809	1,089,254	155,773	74,198
67644	Penn Mut Life Ins Co	PA	23,326,946	1,998,686	2,193,370	1,148,606	646,870	2,594,773	1,522,946	169,938
68632	Vantis Life Ins Co	CT	565,097	91,012	44,092	32,914	17,328	55,362	25,744	1,759
13588	VantisLife Ins Co of NY	NY	174,612	19,448	9,617	8,849	6,179	15,111	6,426	674
PENN TREATY AMER GRP										
60243	American Independent Ntwrk Ins Co NY	NY	17,192	(32,717)	1,821	1,508	737	2,343	3,293	121
PHYSICIANS MUT GRP										
72125	Physicians Life Ins Co	NE	1,726,294	172,813	349,832	283,959	74,502	380,499	230,362	17,560
80578	Physicians Mut Ins Co	NE	2,480,536	1,037,384	427,495	485,800	104,871	597,164	334,108	30,249
PLATEAU GRP										
97152	Plateau Ins Co	TN	29,650	17,557	47,217	18,983	1,002	38,732	6,176	26,362

LIFE INSURANCE INDUSTRY

Page 2

(000's)

INDIVIDUAL COMPANY DATA

NAIC Code	Company Name	DOM	General Insurance Expenses	Insurance Taxes, Licenses and Fees	Dividends to Policyholders	Federal Taxes Incurred	Net Gain from Operations	Net Realized Capital Gains	Net Income	Total Amount of Insurance
89206	Ohio Natl Life Assur Corp	OH	50,784	12,499	0	908	65,820	(2,907)	62,913	12,944
67172	Ohio Natl Life Ins Co	OH	142,460	19,851	112,994	(88,213)	(78,880)	(4,935)	(83,815)	27,241
OLD REPUBLIC GRP										
67261	Old Republic Life Ins Co	IL	1,774	590	0	993	3,081	635	3,716	944
ONEAMERICA FIN PARTNERS GRP										
60895	American United Life Ins Co	IN	300,850	27,221	30,179	(1,710)	5,210	(5,125)	86	70,379
67911	Pioneer Mut Life Ins Co	ND	3,303	499	333	717	(4,471)	2	(4,469)	1,369
69116	State Life Ins Co	IN	83,099	17,112	848	38,521	60,054	1,009	61,063	8,039
OPTIMUM GRP										
88099	Optimum Re Ins Co	TX	15,779	94	0	1,533	4,630	112	4,742	10,065
65960	Windsor Life Ins Co	TX	80	22	0	12	37	0	37	0
PACIFIC LIFE GRP										
97268	Pacific Life & Ann Co	AZ	18,807	1,478	0	13,607	43,101	(10,333)	32,768	2,818
67466	Pacific Life Ins Co	NE	861,609	113,278	9,088	(50,499)	869,367	846,512	1,715,880	315,092
PAN AMER LIFE GRP										
66427	Mutual Trust Life Ins Co a Pan Amer	IL	29,032	4,774	9,243	1,637	10,631	250	10,881	5,080
93459	Pan Amer Assur Co	LA	950	121	0	123	554	89	643	4
13602	Pan Amer Assur Co Intl Inc	FL	0	0	0	0	234	0	234	0
67539	Pan Amer Life Ins Co	LA	92,792	12,123	2,136	6,122	7,416	(2,274)	5,141	10,031
12952	Pan Amer Life Ins Co of PR	PR	3,349	415	0	0	(1,773)	1	(1,773)	46
PARTNERRE GRP										
74900	PartnerRe Life Reins Co of Amer	AR	10,124	532	0	0	(9,281)	0	(9,281)	12,654
PEKIN INS GRP										
67628	Pekin Life Ins Co	IL	37,160	3,557	13	1,798	1,393	68	1,461	13,970
PENN MUT GRP										
93262	Penn Ins & Ann Co	DE	81,873	12,823	0	41,481	4,373	(26,278)	(21,905)	25,531
67644	Penn Mut Life Ins Co	PA	272,264	45,807	98,433	(73,310)	44,596	12,976	57,571	72,928
68632	Vantis Life Ins Co	CT	13,708	1,722	258	(737)	(2,163)	226	(1,937)	1,577
13588	VantisLife Ins Co of NY	NY	1,571	404	0	411	(439)	119	(319)	221
PENN TREATY AMER GRP										
60243	American Independent Ntwrk Ins Co NY	NY	1,012	54	0	(51)	(2,576)	52	(2,524)	0
PHYSICIANS MUT GRP										
72125	Physicians Life Ins Co	NE	56,289	6,965	0	7,765	15,955	6	15,961	2,942
80578	Physicians Mut Ins Co	NE	137,560	12,044	0	44	46,065	1,205	47,269	0
PLATEAU GRP										
97152	Plateau Ins Co	TN	3,751	1,137	0	435	1,506	0	1,506	1,152

LIFE INSURANCE INDUSTRY

Page 1

(000's)

INDIVIDUAL COMPANY DATA

NAIC Code	Company Name	DOM	Total Assets	Capital and Surplus	Direct Premium and Annuity Considerations Collected	Net Premium and Annuity Considerations	Net Investment Income	Total Income	Total Benefits, Endowments, Conversions and Payments	Direct and Assumed Commissions
POWELL INS GRP										
78662	Senior Life Ins Co	GA	69,792	11,292	65,175	27,328	512	52,742	9,421	20,287
87661	Senior Life Ins Co of TX	TX	1,406	383	143	277	19	296	62	120
PREMERA BLUE CROSS GRP										
65105	Academe Inc	WA	5,980	5,927	0	0	123	122	0	0
94188	Lifewise Assur Co	WA	249,550	178,193	179,348	173,435	5,657	179,249	122,474	10,412
PRIMERICA GRP										
61409	National Benefit Life Ins Co	NY	592,388	144,727	180,429	98,014	20,218	135,001	20,095	34,412
65919	Primerica Life Ins Co	TN	1,594,604	666,005	2,329,784	357,118	389,785	1,187,537	53,198	359,803
15517	Vidalia Re Inc	VT	1,452,903	238,292	0	493,526	2,948	496,482	29,151	49,486
PRINCIPAL FIN GRP										
61271	Principal Life Ins Co	IA	209,684,961	5,193,370	10,689,884	10,407,105	3,316,130	15,328,654	7,355,512	929,030
13077	Principal Life Ins Co Iowa	IA	741,851	741,818	0	10	170,137	170,150	0	0
71161	Principal Natl Life Ins Co	IA	476,406	220,870	887,505	8	6,453	355,324	0	76,324
PROSPERITY LIFE INS GRP										
60183	S USA Life Ins Co Inc	AZ	78,361	11,442	80,186	13,334	829	30,552	3,269	17,578
60176	SBLI USA Life Ins Co Inc	NY	1,716,654	96,138	213,993	209,605	58,400	275,892	88,277	7,552
68845	Shenandoah Life Ins Co	VA	1,001,213	99,388	55,600	90,745	38,303	136,482	104,270	10,785
PRUDENTIAL OF AMER GRP										
79227	Pruco Life Ins Co	AZ	130,478,925	1,665,359	11,561,833	1,137,205	290,601	2,452,691	652,508	1,156,914
97195	Pruco Life Ins Co Of NJ	NJ	17,949,113	338,593	1,596,071	296,967	74,222	784,185	145,819	123,672
86630	Prudential Ann Life Assur Corp	AZ	59,047,336	4,748,478	1,025,757	7,944,106	819,633	9,556,931	11,895,261	1,230,102
68241	Prudential Ins Co Of Amer	NJ	292,318,261	11,483,314	25,509,082	29,746,033	5,196,450	35,989,300	32,831,947	1,255,139
13809	Prudential Legacy Ins Co of NJ	NJ	57,249,399	351,705	0	2,196,159	(8,087)	2,236,509	3,657,816	328,744
93629	Prudential Retirement Ins & Ann Co	CT	80,985,848	1,178,002	578,497	1,209,304	822,506	2,546,468	1,938,754	10,085
REGAL REINS GRP										
66265	Monarch Life Ins Co	MA	615,389	3,805	8,726	2,567	23,041	29,747	64,657	242
74920	Regal Reins Co	MA	6,173	5,968	0	0	68	91	0	0
RENAISSANCE HLTH SERV CORP GRP										
61700	Renaissance Life & Hlth Ins Co of Am	IN	92,618	56,177	151,216	170,516	2,209	177,034	125,133	10,630
15638	Renaissance Life & Hlth Ins Co of NY	NY	11,818	8,383	9,755	16,257	164	16,491	12,437	1,506
RGA INC GRP										
61182	Aurora Natl Life Assur Co	CA	2,936,596	137,660	13,501	459	153,220	(53,108)	10,303	118
15604	Chesterfield Reins Co	MO	318,022	86,997	0	216,280	3,304	228,975	208,538	2,267
80055	Greenhouse Life Ins Co	AZ	9,918	9,595	44	0	142	188	0	44
89004	Reinsurance Co Of MO Inc	MO	2,421,831	2,124,674	0	34,884	71,148	105,994	31,002	0
93572	RGA Reins Co	MO	41,587,906	2,150,083	38,525	3,377,343	1,262,028	6,431,323	3,027,032	1,022,159

LIFE INSURANCE INDUSTRY

Page 2

(000's)

INDIVIDUAL COMPANY DATA

NAIC Code	Company Name	DOM	General Insurance Expenses	Insurance Taxes, Licenses and Fees	Dividends to Policyholders	Federal Taxes Incurred	Net Gain from Operations	Net Realized Capital Gains	Net Income	Total Amount of Insurance
POWELL INS GRP										
78662	Senior Life Ins Co	GA	15,675	2,039	0	371	(1,063)	139	(923)	465
87661	Senior Life Ins Co of TX	TX	102	11	0	0	(210)	5	(205)	4
PREMERA BLUE CROSS GRP										
65105	Academe Inc	WA	0	1	0	28	92	0	92	0
94188	Lifewise Assur Co	WA	10,706	4,265	0	7,009	24,824	(86)	24,738	0
PRIMERICA GRP										
61409	National Benefit Life Ins Co	NY	13,019	4,282	0	6,769	20,035	(405)	19,629	6,527
65919	Primerica Life Ins Co	TN	245,753	13,121	0	(13,355)	508,562	(789)	507,773	23,718
15517	Vidalia Re Inc	VT	415	16,939	0	44,422	137,493	(112)	137,381	35,216
PRINCIPAL FIN GRP										
61271	Principal Life Ins Co	IA	1,534,398	128,834	114,522	88,437	1,060,399	(71,097)	989,302	211,100
13077	Principal Life Ins Co Iowa	IA	75	4	0	14	170,057	(3)	170,054	2
71161	Principal Natl Life Ins Co	IA	212,194	24,488	0	6,155	(1,662)	(48)	(1,710)	2
PROSPERITY LIFE INS GRP										
60183	S USA Life Ins Co Inc	AZ	8,760	1,682	0	13	(7,513)	(2)	(7,514)	124
60176	SBLI USA Life Ins Co Inc	NY	19,771	2,955	6,878	(4,131)	15,731	210	15,941	6,308
68845	Shenandoah Life Ins Co	VA	12,608	1,565	350	(2,577)	8,000	54	8,055	2,757
PRUDENTIAL OF AMER GRP										
79227	Pruco Life Ins Co	AZ	1,049,484	113,797	0	37,530	222,993	849	223,842	57,024
97195	Pruco Life Ins Co Of NJ	NJ	142,829	11,153	0	6,217	42,639	(4,308)	38,332	13,260
86630	Prudential Ann Life Assur Corp	AZ	180,731	2,676	0	42,468	272,477	(2,324,114)	(2,051,638)	92
68241	Prudential Ins Co Of Amer	NJ	2,021,793	294,885	(125,368)	269,831	(29,731)	(139,567)	(169,298)	1,409,749
13809	Prudential Legacy Ins Co of NJ	NJ	21,350	5,580	1,696,090	(136,565)	155,565	(2,212)	153,353	81,029
93629	Prudential Retirement Ins & Ann Co	CT	514,498	7,344	0	(47,330)	94,124	(56,935)	37,189	0
REGAL REINS GRP										
66265	Monarch Life Ins Co	MA	5,385	520	0	0	(121)	(488)	(610)	334
74920	Regal Reins Co	MA	98	5	0	0	(12)	0	(12)	0
RENAISSANCE HLTH SERV CORP GRP										
61700	Renaissance Life & Hlth Ins Co of Am	IN	33,654	4,833	0	510	2,266	1,082	3,348	875
15638	Renaissance Life & Hlth Ins Co of NY	NY	2,880	358	0	43	164	0	164	926
RGA INC GRP										
61182	Aurora Natl Life Assur Co	CA	856	298	0	1,632	8,079	29	8,108	56
15604	Chesterfield Reins Co	MO	1,347	4	0	0	19,765	(555)	19,209	52,547
80055	Greenhouse Life Ins Co	AZ	336	148	0	0	(340)	0	(340)	0
89004	Reinsurance Co Of MO Inc	MO	153	5	0	0	74,976	130	75,107	581
93572	RGA Reins Co	MO	337,897	32,423	10,568	107,361	315,343	(34,918)	280,425	512,297

LIFE INSURANCE INDUSTRY

Page 1

(000's)

INDIVIDUAL COMPANY DATA

NAIC Code	Company Name	DOM	Total Assets	Capital and Surplus	Direct Premium and Annuity Considerations Collected	Net Premium and Annuity Considerations	Net Investment Income	Total Income	Total Benefits, Endowments, Conversions and Payments	Direct and Assumed Commissions
SAMMONS ENTERPRISES GRP										
15691	Clear Spring Life Ins Co	TX	222,780	57,287	0	0	11,372	11,204	13,855	169
83607	Guggenheim Life & Ann Co	DE	13,885,268	714,064	911,953	949,675	589,178	1,547,068	1,135,992	69,006
66044	Midland Natl Life Ins Co	IA	60,416,250	3,852,432	3,953,906	3,256,048	2,353,707	5,746,058	2,980,750	335,074
66974	North Amer Co Life & Hlth Ins	IA	29,479,087	1,539,744	3,055,696	2,485,183	1,245,315	3,814,392	1,684,511	295,375
SAVINGS BANK LIFE GRP										
13133	SBLI Re LLC	VT	274,552	68,270	0	54,053	2,065	56,119	9,590	31,230
14148	SBLI Vt Re LLC	VT	1,318,360	122,324	0	69,872	14,710	84,583	41,205	10,973
70435	The Savings Bank Mut Life Ins Co of	MA	3,407,592	193,902	537,229	310,504	103,172	483,234	169,830	18,285
SBL HOLDINGS GRP										
60084	First Security Benefit Life & Ann	NY	494,413	33,539	27,876	9,166	5,441	17,603	96,870	1,448
68675	Security Benefit Life Ins Co	KS	36,450,727	3,031,762	2,817,150	2,767,319	1,719,305	4,797,977	2,331,635	298,838
16485	Sixth Ave Reins Co	VT	539,293	24,481	0	11,297	551	11,848	0	62
SCOR GRP										
64688	SCOR Global Life Amer Reins Co	DE	1,065,268	206,771	109	225,226	13,788	399,397	215,585	143,569
87017	Scor Global Life Re Ins Co of DE	DE	446,197	99,174	0	67,774	7,718	93,461	95,054	20,002
97071	SCOR Global Life USA Reins Co	DE	764,549	237,804	0	318,720	17,724	543,593	178,301	213,816
SECURITY GRP										
65480	Old Spartan Life Ins Co Inc	SC	25,443	18,298	4,627	5,600	367	5,967	1,370	2,293
SECURITY NATL GRP										
84034	First Guar Ins Co	LA	50,904	6,352	1,654	1,721	2,290	4,020	5,518	105
74918	Kilpatrick Life Ins Co	LA	201,289	15,208	15,276	11,083	4,961	16,574	10,813	2,450
83798	Memorial Ins Co Of Amer	AR	1,146	1,089	444	37	19	92	2	37
69485	Security Natl Life Ins Co	UT	645,189	49,390	86,466	89,871	34,714	124,796	54,254	20,751
75531	Southern Security Life Ins Co Inc	MS	1,627	1,588	549	0	45	114	0	69
99473	Trans Western Life Ins Co	TX	522	512	0	0	6	8	0	0
SENTRY INS GRP										
71099	Parker Centennial Assur Co	WI	96,190	47,430	2,348	2,348	4,638	7,017	3,759	94
68810	Sentry Life Ins Co	WI	8,168,803	308,884	766,630	764,570	135,610	933,574	698,476	8,579
68829	Sentry Life Ins Co Of NY	NY	129,403	9,794	9,450	9,289	1,654	11,758	10,054	112
SHELTER INS GRP										
65757	Shelter Life Ins Co	MO	1,308,792	237,058	152,793	140,385	40,542	183,870	101,426	10,318
SHELTERPOINT GRP INC										
89958	Shelterpoint Ins Co	FL	9,659	8,189	3,273	0	175	1,460	0	481
81434	ShelterPoint Life Ins Co	NY	189,355	63,152	205,463	213,105	4,048	219,209	110,198	30,697
SOUTHERN FIDELITY GRP										
84069	Smith Burial & Life Ins Co	AR	4,594	439	342	339	188	527	248	0
84077	Southern Fidelity Life Ins Co	AR	83	69	1	1	2	3	0	0

LIFE INSURANCE INDUSTRY

Page 2

(000's)

INDIVIDUAL COMPANY DATA

NAIC Code	Company Name	DOM	General Insurance Expenses	Insurance Taxes, Licenses and Fees	Dividends to Policyholders	Federal Taxes Incurred	Net Gain from Operations	Net Realized Capital Gains	Net Income	Total Amount of Insurance
SAMMONS ENTERPRISES GRP										
15691	Clear Spring Life Ins Co	TX	1,690	104	0	377	3,689	(987)	2,702	0
83607	Guggenheim Life & Ann Co	DE	91,771	4,254	0	35,924	78,690	(2,011)	76,679	303
66044	Midland Natl Life Ins Co	IA	217,119	40,255	730	70,237	406,489	(35,289)	371,200	49,958
66974	North Amer Co Life & Hlth Ins	IA	167,598	22,005	0	4,646	64,787	(19,153)	45,634	24,674
SAVINGS BANK LIFE GRP										
13133	SBLI Re LLC	VT	190	38	0	0	(52,299)	23	(52,275)	18,358
14148	SBLI Vt Re LLC	VT	212	68	0	0	(9,770)	0	(9,770)	46,556
70435	The Savings Bank Mut Life Ins Co of	MA	45,128	9,322	34,218	0	23,639	657	24,295	17,967
SBL HOLDINGS GRP										
60084	First Security Benefit Life & Ann	NY	1,201	294	0	239	1,145	(16)	1,129	0
68675	Security Benefit Life Ins Co	KS	206,666	6,028	0	164,633	117,288	99,229	216,518	78
16485	Sixth Ave Reins Co	VT	241	24	0	29	(303,884)	0	(303,885)	0
SCOR GRP										
64688	SCOR Global Life Amer Reins Co	DE	11,088	4,306	12	9,252	2,739	(583)	2,156	41,563
87017	Scor Global Life Re Ins Co of DE	DE	3,313	374	0	(200)	(30,418)	(7)	(30,424)	16,350
97071	SCOR Global Life USA Reins Co	DE	79,762	(1,337)	4	5,579	7,991	125	8,116	46,954
SECURITY GRP										
65480	Old Spartan Life Ins Co Inc	SC	355	149	0	355	1,551	1,170	2,720	129
SECURITY NATL GRP										
84034	First Guar Ins Co	LA	367	65	0	166	1,074	4	1,079	66
74918	Kilpatrick Life Ins Co	LA	4,812	624	0	(2,422)	16,341	(3,589)	12,752	566
83798	Memorial Ins Co Of Amer	AR	55	0	0	0	0	0	0	0
69485	Security Natl Life Ins Co	UT	21,224	3,199	393	1,413	4,795	(1,205)	3,590	1,785
75531	Southern Security Life Ins Co Inc	MS	45	0	0	0	0	0	0	0
99473	Trans Western Life Ins Co	TX	4	0	0	0	4	0	4	0
SENTRY INS GRP										
71099	Parker Centennial Assur Co	WI	138	24	0	645	1,862	27	1,889	0
68810	Sentry Life Ins Co	WI	42,778	3,131	151	2,577	35,096	607	35,703	2,877
68829	Sentry Life Ins Co Of NY	NY	1,063	95	0	(34)	(29)	6	(22)	28
SHELTER INS GRP										
65757	Shelter Life Ins Co	MO	23,382	3,623	4,356	(837)	12,823	1,742	14,565	21,216
SHELTERPOINT GRP INC										
89958	Shelterpoint Ins Co	FL	794	175	0	(20)	29	0	29	0
81434	ShelterPoint Life Ins Co	NY	25,727	6,283	0	3,013	5,400	4	5,404	657
SOUTHERN FIDELITY GRP										
84069	Smith Burial & Life Ins Co	AR	238	15	0	0	31	(15)	16	16
84077	Southern Fidelity Life Ins Co	AR	1	1	0	0	1	0	1	0

LIFE INSURANCE INDUSTRY

Page 1

(000's)

INDIVIDUAL COMPANY DATA

NAIC Code	Company Name	DOM	Total Assets	Capital and Surplus	Direct Premium and Annuity Considerations Collected	Net Premium and Annuity Considerations	Net Investment Income	Total Income	Total Benefits, Endowments, Conversions and Payments	Direct and Assumed Commissions
SOUTHLAND NATL HOLDING GRP										
93777	Pavonia Life Ins Co of MI	MI	1,061,292	70,931	24,454	39,378	42,335	92,742	95,296	8,432
STATE FARM GRP										
94498	State Farm Hlth Ins Co	IL	8,439	8,404	0	0	174	174	0	0
69094	State Farm Life & Accident Asr Co	IL	3,183,465	574,835	257,681	256,737	107,481	365,558	145,508	16,307
69108	State Farm Life Ins Co	IL	78,649,704	12,360,401	5,288,141	5,283,691	2,771,115	8,089,153	4,156,115	364,804
STERLING FINANCIAL INS GRP INC										
62952	SILAC Ins Co	UT	1,636,174	121,288	1,445,457	278,244	24,656	449,551	59,698	92,831
89184	Sterling Investors Life Ins Co	IN	93,701	10,255	27,591	21,318	3,591	25,956	7,919	1,817
91785	Sterling Nat Life Ins Co Inc	UT	13,528	9,095	15,666	789	395	7,688	721	4,055
SUMITOMO LIFE INS GRP										
78417	First Symetra Natl Life Ins Co of NY	NY	2,707,569	142,266	622,710	619,470	88,535	709,217	228,101	18,690
68608	Symetra Life Ins Co	IA	42,241,900	2,141,618	4,752,674	4,138,517	1,331,780	5,643,555	3,323,935	345,625
90581	Symetra Natl Life Ins Co	IA	20,878	11,933	171	2,451	552	3,008	184	0
SUN LIFE ASSUR CO OF CN GRP										
64602	Independence Life & Ann Co	DE	3,529,020	170,240	0	(394)	6,297	224,285	3,000	3,542
68047	Professional Ins Co	TX	113,672	54,947	17,311	16,991	3,977	21,199	12,577	2,766
80926	Sun Life & Hlth Ins Co	MI	964,902	107,944	219,455	120,627	27,372	171,759	94,854	19,158
80802	US Br Sun Life Assur Co of Canada	MI	19,515,462	987,673	3,686,192	2,751,396	787,399	3,692,164	2,392,952	353,927
SWISS RE GRP										
15641	Claret Re Inc	VT	2,780,169	781,060	0	219,836	37,330	256,419	310,851	54,748
85561	Elips Life Ins Co	MO	38,533	33,427	359	1,593	1,134	8,467	1,080	760
73504	Lumico Life Ins Co	MO	127,474	97,536	71,439	9,472	1,669	106,446	4,309	77,810
16473	Lumico Life ins Co of NY	NY	6,284	6,216	0	0	130	130	0	0
15916	Pecan Re Inc	VT	162,456	142,958	0	0	3,835	61,620	0	54,826
82627	Swiss Re Life & Hlth Amer Inc	MO	12,728,907	1,531,648	283	596,520	460,871	2,423,301	2,631,797	1,388,844
TENNESSEE FARMERS GRP										
82759	Tennessee Farmers Life Ins Co	TN	2,398,767	505,026	184,277	173,983	83,778	273,049	160,594	15,498
THE LDS GRP										
94579	First Assur Life Of Amer	LA	41,961	37,624	1,025	2,906	878	4,759	405	2,404
97209	Performance Life Of Amer	LA	30,385	22,292	0	4,832	868	5,700	1,092	3,597
93650	Versant Life Ins Co	MS	6,436	5,447	136	425	172	623	95	258
TIAA FAMILY GRP										
69345	Teachers Ins & Ann Assoc Of Amer	NY	315,595,364	38,871,796	14,929,152	14,909,967	12,057,376	30,303,754	17,578,834	0
60142	TIAA Cref Life Ins Co	NY	13,137,836	510,537	726,887	624,465	304,808	979,220	416,415	18,919
TIPTREE FIN GRP										
61298	Bankers Life Of LA	LA	19,646	7,144	35,262	12,449	385	30,942	2,784	24,820
97691	Life Of The South Ins Co	GA	131,216	21,650	157,481	72,289	3,372	117,993	17,657	81,674

LIFE INSURANCE INDUSTRY

Page 2

(000's)

INDIVIDUAL COMPANY DATA

NAIC Code	Company Name	DOM	General Insurance Expenses	Insurance Taxes, Licenses and Fees	Dividends to Policyholders	Federal Taxes Incurred	Net Gain from Operations	Net Realized Capital Gains	Net Income	Total Amount of Insurance
SOUTHLAND NATL HOLDING GRP										
93777	Pavonia Life Ins Co of MI	MI	22,769	1,331	0	(686)	(6,709)	110	(6,599)	8,169
STATE FARM GRP										
94498	State Farm Hlth Ins Co	IL	23	65	0	15	71	0	71	0
69094	State Farm Life & Accident Asr Co	IL	33,834	4,260	19,058	15,219	43,397	(1,603)	41,795	45,392
69108	State Farm Life Ins Co	IL	625,390	113,830	559,237	177,869	628,508	2,809	631,316	909,508
STERLING FINANCIAL INS GRP INC										
62952	SILAC Ins Co	UT	28,268	10,397	2	11,510	11,861	83	11,945	54
89184	Sterling Investors Life Ins Co	IN	1,814	385	1	(122)	(150)	178	28	20
91785	Sterling Nat Life Ins Co Inc	UT	1,724	331	0	144	696	(42)	654	0
SUMITOMO LIFE INS GRP										
78417	First Symetra Natl Life Ins Co of NY	NY	8,622	5,624	0	9,247	2,651	19	2,670	5,275
68608	Symetra Life Ins Co	IA	380,743	55,235	0	(69,460)	(65,998)	236,616	170,617	84,901
90581	Symetra Natl Life Ins Co	IA	163	77	0	582	295	0	295	19
SUN LIFE ASSUR CO OF CN GRP										
64602	Independence Life & Ann Co	DE	602	185	0	1,155	4,924	(2)	4,923	67
68047	Professional Ins Co	TX	1,947	418	0	587	4,774	(1)	4,774	102
80926	Sun Life & Hlth Ins Co	MI	33,175	3,101	0	(18)	2,373	338	2,710	16,684
80802	US Br Sun Life Assur Co of Canada	MI	562,121	77,492	62,666	21,844	46,453	109,511	155,964	265,454
SWISS RE GRP										
15641	Claret Re Inc	VT	335	386	(42)	0	220,318	(98)	220,220	96,596
85561	Elips Life Ins Co	MO	6,803	404	0	0	(591)	0	(591)	476
73504	Lumico Life Ins Co	MO	33,749	800	0	1,377	(12,813)	0	(12,813)	641
16473	Lumico Life ins Co of NY	NY	86	1	0	4	39	0	39	0
15916	Pecan Re Inc	VT	2,176	511	0	858	3,250	0	3,250	0
82627	Swiss Re Life & Hlth Amer Inc	MO	157,128	18,189	(188)	(8,657)	1,521,374	(23,642)	1,497,732	856,555
TENNESSEE FARMERS GRP										
82759	Tennessee Farmers Life Ins Co	TN	31,052	4,320	3,840	7,595	37,228	1,045	38,273	29,127
THE LDS GRP										
94579	First Assur Life Of Amer	LA	1,285	36	0	176	710	(26)	684	128
97209	Performance Life Of Amer	LA	325	1	0	526	1,921	(10)	1,912	251
93650	Versant Life Ins Co	MS	109	33	0	11	313	0	313	27
TIAA FAMILY GRP										
69345	Teachers Ins & Ann Assoc Of Amer	NY	1,698,657	74,308	3,266,848	17,251	1,939,775	(321,872)	1,617,903	10,411
60142	TIAA Cref Life Ins Co	NY	136,258	12,023	0	3,653	(198,411)	(9,371)	(207,783)	22,290
TIPTREE FIN GRP										
61298	Bankers Life Of LA	LA	1,471	208	0	277	977	0	977	493
97691	Life Of The South Ins Co	GA	8,922	1,466	0	910	1,667	(1,004)	663	1,779

LIFE INSURANCE INDUSTRY

Page 1

(000's)

INDIVIDUAL COMPANY DATA

NAIC Code	Company Name	DOM	Total Assets	Capital and Surplus	Direct Premium and Annuity Considerations Collected	Net Premium and Annuity Considerations	Net Investment Income	Total Income	Total Benefits, Endowments, Conversions and Payments	Direct and Assumed Commissions
60242	Southern Financial Life Ins Co	KY	13,605	3,561	15,177	4,774	214	10,191	274	7,797
TOKIO MARINE HOLDINGS INC GRP										
71005	First Reliance Standard Life Ins Co	NY	227,288	70,000	101,411	83,139	9,074	92,352	52,459	8,554
92711	HCC Life Ins Co	IN	1,182,575	644,773	1,427,543	1,248,740	34,369	1,332,233	1,018,265	118,265
68381	Reliance Standard Life Ins Co	IL	15,902,859	1,517,129	2,680,650	2,355,954	779,629	3,159,200	1,388,366	199,560
66575	Reliance Standard Life Ins Co of TX	TX	1,448,975	1,392,164	7	(11)	931	920	48	8
TRANS OCEANIC GRP INC										
69523	Trans Oceanic Life Ins Co	PR	77,337	32,401	31,001	30,717	1,815	32,868	12,381	6,457
TRIPLE S GRP										
61158	TRIPLE S BLUE	PR	14,758	2,110	11,417	10,363	267	11,022	6,501	2,133
73814	Triple S Vida Inc	PR	735,389	55,667	208,898	205,002	27,036	233,153	94,283	48,047
TRUSTMARK MUT HOLDING CO GRP										
61425	Trustmark Ins Co	IL	1,654,085	330,875	376,653	366,201	51,404	422,605	145,773	72,757
62863	Trustmark Life Ins Co	IL	276,682	172,788	124,796	119,377	10,375	131,485	75,295	254
13653	Trustmark Life Ins Co of NY	NY	10,197	6,731	2,225	2,218	268	2,472	482	556
TWA & AMFI CORP GRP										
60429	American Fidelity Life Ins Co	FL	401,121	68,908	7,857	9,439	14,510	24,036	16,715	308
69566	Trans World Assur Co	CA	342,234	85,769	12,384	13,584	12,531	26,294	12,349	2,873
UNION LABOR GRP										
69744	Union Labor Life Ins Co	MD	4,284,760	129,868	230,543	165,492	10,687	219,259	137,844	7,590
UNITED HERITAGE MUT GRP										
63983	United Heritage Life Ins Co	ID	626,855	70,836	95,769	87,641	32,944	123,697	74,728	9,662
UNITED SERV AUTOMOBILE ASSN GRP										
69663	USAA Life Ins Co	TX	26,401,574	2,672,032	2,415,050	1,907,529	1,185,061	3,361,786	2,083,445	27,719
60228	USAA Life Ins Co Of NY	NY	793,506	78,246	45,962	33,790	36,017	74,628	48,194	0
UNITEDHEALTH GRP										
82406	All Savers Ins Co	IN	606,214	375,700	724,226	723,856	13,242	736,223	600,384	519
73130	All Savers Life Ins Co of CA	CA	6,376	6,293	0	0	53	56	0	0
61832	Chesapeake Life Ins Co	OK	242,491	147,856	265,309	233,049	4,490	242,569	64,974	82,875
89087	Enterprise Life Ins Co	TX	110,298	84,050	502	181,334	1,242	182,573	82,203	73,008
62324	Freedom Life Ins Co Of Amer	TX	321,149	221,777	729,289	533,741	5,367	613,418	221,296	202,531
62286	Golden Rule Ins Co	IN	594,316	259,007	1,493,063	1,470,025	11,748	1,489,322	916,676	143,565
66087	Mid West Natl Life Ins Co Of TN	TX	63,897	30,529	15,421	5,703	1,171	8,055	2,032	456
98205	Natl Foundation Life Ins Co	TX	70,834	46,816	95,254	96,174	1,730	97,996	47,572	19,883
69647	Optum Ins of OH Inc	OH	506,751	66,187	668	0	47	59,054	0	28
70785	Pacificare Life & Hlth Ins Co	IN	191,009	185,983	12,069	12,034	4,275	16,577	9,490	379
91529	Unimerica Ins Co	WI	396,027	204,764	399,882	403,962	10,751	415,418	305,384	12,774
11596	Unimerica Life Ins Co of NY	NY	36,417	26,103	1,469	5,945	904	6,957	2,635	764

LIFE INSURANCE INDUSTRY

Page 2

(000's)

INDIVIDUAL COMPANY DATA

NAIC Code	Company Name	DOM	General Insurance Expenses	Insurance Taxes, Licenses and Fees	Dividends to Policyholders	Federal Taxes Incurred	Net Gain from Operations	Net Realized Capital Gains	Net Income	Total Amount of Insurance
60242	Southern Financial Life Ins Co	KY	361	191	0	178	433	0	433	20
TOKIO MARINE HOLDINGS INC GRP										
71005	First Reliance Standard Life Ins Co	NY	9,859	3,368	0	2,684	8,763	0	8,763	3,035
92711	HCC Life Ins Co	IN	63,242	29,335	0	12,160	85,915	0	85,915	8
68381	Reliance Standard Life Ins Co	IL	217,066	41,330	0	105,605	240,067	(19,577)	220,489	40,742
66575	Reliance Standard Life Ins Co of TX	TX	49	35	6	(19)	884	0	884	1
TRANS OCEANIC GRP INC										
69523	Trans Oceanic Life Ins Co	PR	10,244	918	0	0	1,681	323	2,003	511
TRIPLE S GRP										
61158	TRIPLE S BLUE	PR	2,770	832	0	0	(1,412)	(1)	(1,413)	19
73814	Triple S Vida Inc	PR	37,804	6,396	0	1,467	3,500	108	3,608	6,562
TRUSTMARK MUT HOLDING CO GRP										
61425	Trustmark Ins Co	IL	145,576	11,057	410	5,499	(17,819)	30,057	12,238	19,043
62863	Trustmark Life Ins Co	IL	29,844	3,410	0	4,524	24,080	31	24,111	1,468
13653	Trustmark Life Ins Co of NY	NY	1,412	89	0	(76)	(339)	(5)	(344)	177
TWA & AMFI CORP GRP										
60429	American Fidelity Life Ins Co	FL	4,055	458	29	631	2,650	(5)	2,645	2,233
69566	Trans World Assur Co	CA	2,942	652	4	621	1,988	0	1,988	2,180
UNION LABOR GRP										
69744	Union Labor Life Ins Co	MD	49,581	5,773	4,809	4,647	19,756	(58)	19,698	11,265
UNITED HERITAGE MUT GRP										
63983	United Heritage Life Ins Co	ID	13,755	1,868	187	2,263	5,682	(555)	5,128	2,070
UNITED SERV AUTOMOBILE ASSN GRP										
69663	USAA Life Ins Co	TX	529,979	41,353	40,222	28,271	247,158	(49,573)	197,585	215,287
60228	USAA Life Ins Co Of NY	NY	10,384	1,003	2,078	631	(5,921)	(1,750)	(7,671)	6,186
UNITEDHEALTH GRP										
82406	All Savers Ins Co	IN	13,961	12,989	0	12,226	44,351	(41)	44,310	0
73130	All Savers Life Ins Co of CA	CA	0	36	0	4	17	0	17	0
61832	Chesapeake Life Ins Co	OK	44,672	9,263	0	6,039	22,740	(161)	22,580	817
89087	Enterprise Life Ins Co	TX	196	(183)	0	5,623	21,057	0	21,057	0
62324	Freedom Life Ins Co Of Amer	TX	86,757	17,311	0	19,053	62,786	0	62,786	6,231
62286	Golden Rule Ins Co	IN	197,419	34,637	0	41,553	156,706	(58)	156,648	546
66087	Mid West Natl Life Ins Co Of TN	TX	2,586	343	0	(825)	2,846	824	3,669	0
98205	Natl Foundation Life Ins Co	TX	10,513	2,080	0	3,855	13,786	0	13,786	590
69647	Optum Ins of OH Inc	OH	18,942	574	0	8,225	31,285	0	31,285	0
70785	Pacificare Life & Hlth Ins Co	IN	2,020	255	0	827	3,641	(9)	3,632	0
91529	Unimerica Ins Co	WI	17,409	7,888	0	11,957	47,054	(21)	47,034	3,329
11596	Unimerica Life Ins Co of NY	NY	1,189	213	0	738	3,524	(5)	3,519	1,823

LIFE INSURANCE INDUSTRY

Page 1

(000's)

INDIVIDUAL COMPANY DATA

NAIC Code	Company Name	DOM	Total Assets	Capital and Surplus	Direct Premium and Annuity Considerations Collected	Net Premium and Annuity Considerations	Net Investment Income	Total Income	Total Benefits, Endowments, Conversions and Payments	Direct and Assumed Commissions
79413	UnitedHealthcare Ins Co	CT	20,997,101	8,535,479	55,297,427	55,642,122	741,363	56,629,318	45,132,503	1,518,731
97179	UnitedHealthcare Life Ins Co	WI	239,305	136,646	472,090	474,336	5,562	479,677	407,753	7,499
UNIVERSAL INS CO GRP										
60041	UNIVERSAL LIFE INS CO	PR	1,949,967	136,959	453,002	159,451	45,231	234,574	48,481	24,305
UNUM GRP										
62049	Colonial Life & Accident Ins Co	SC	3,525,222	610,865	1,649,791	1,612,694	148,369	1,797,709	713,884	354,355
64297	First Unum Life Ins Co	NY	4,068,530	307,912	527,383	469,176	186,668	670,566	374,117	40,972
67598	Paul Revere Life Ins Co	MA	3,213,512	173,170	217,227	90,204	227,805	221,815	75,831	21,022
68195	Provident Life & Accident Ins Co	TN	7,893,440	658,865	1,023,457	763,602	399,333	1,129,814	431,203	163,190
68209	Provident Life & Cas Ins Co	TN	739,263	124,381	98,742	99,693	38,306	139,150	85,958	18,448
68985	Starmount Life Ins Co	ME	110,155	49,038	255,987	250,633	2,329	254,967	178,970	25,306
67601	Unum Ins Co	ME	67,270	47,257	21,934	21,521	2,186	24,948	9,439	4,387
62235	Unum Life Ins Co Of Amer	ME	22,429,845	1,765,775	5,113,743	3,755,127	1,106,252	4,640,408	1,980,567	493,224
US ALLIANCE CORP GRP										
14188	Dakota Capital Life Ins Co	ND	9,211	1,473	2,123	2,179	253	2,509	194	188
14165	US Alliance Life & Security Co	KS	35,736	5,831	5,613	10,427	1,093	11,531	5,849	861
92428	US Alliance Life & Security Co MT	MT	2,152	1,674	3	2	94	97	109	0
USIC GRP										
11067	USIC Life Ins Co	PR	11,982	8,548	6,423	5,232	229	5,971	2,319	2,035
VOYA FINANCIAL GRP										
66109	Midwestern United Life Ins Co	IN	231,359	143,199	2,759	2,698	10,391	13,316	9,234	75
67105	Reliastar Life Ins Co	MN	19,707,319	1,536,279	3,059,795	666,820	786,438	1,932,494	1,502,992	266,959
61360	Reliastar Life Ins Co Of NY	NY	2,848,634	303,362	259,606	130,681	93,768	265,038	286,157	9,728
68713	Security Life Of Denver Ins Co	CO	15,511,326	881,063	917,370	(1,021,811)	541,750	(112,447)	862,808	391,868
86509	Voya Retirement Ins & Ann Co	CT	112,248,436	2,004,872	12,627,278	12,351,615	1,506,611	14,631,897	15,138,182	256,359
WEA GRP										
72273	Wea Ins Corp	WI	701,850	170,206	586,681	585,241	14,524	600,005	561,424	2,776
WELLS FARGO GRP										
62383	Centurion Life Ins Co	IA	489,780	325,528	0	0	16,365	21,829	37,203	0
WEST SOUTHERN GRP										
99937	Columbus Life Ins Co	OH	4,286,479	264,225	331,284	276,007	183,531	463,366	337,164	42,068
70939	Gerber Life Ins Co	NY	4,508,999	512,115	1,039,622	817,903	154,899	1,030,915	426,043	104,514
74780	Integrity Life Ins Co	OH	9,914,360	1,271,344	477,326	477,243	276,870	781,480	751,606	29,116
65242	Lafayette Life Ins Co	OH	5,797,493	358,863	612,447	575,407	222,846	802,837	459,033	61,482
75264	National Integrity Life Ins Co	NY	4,484,104	377,139	211,024	209,917	133,567	357,889	482,424	11,214
70483	Western & Southern Life Ins Co	OH	10,903,120	5,427,984	240,267	231,773	479,104	719,863	273,503	19,811
92622	Western Southern Life Assur Co	OH	14,808,181	1,068,730	2,317,111	2,293,699	564,419	2,860,608	1,238,177	79,122

LIFE INSURANCE INDUSTRY

Page 2

(000's)

INDIVIDUAL COMPANY DATA

NAIC Code	Company Name	DOM	General Insurance Expenses	Insurance Taxes, Licenses and Fees	Dividends to Policyholders	Federal Taxes Incurred	Net Gain from Operations	Net Realized Capital Gains	Net Income	Total Amount of Insurance
79413	UnitedHealthcare Ins Co	CT	5,318,429	747,777	0	812,625	3,143,125	34,296	3,177,421	73,585
97179	UnitedHealthcare Life Ins Co	WI	37,485	8,050	0	3,436	14,323	(14)	14,309	22
UNIVERSAL INS CO GRP										
60041	UNIVERSAL LIFE INS CO	PR	16,440	758	0	4,608	38,155	794	38,949	2,485
UNUM GRP										
62049	Colonial Life & Accident Ins Co	SC	259,652	45,449	0	80,437	234,637	(1,246)	233,391	47,440
64297	First Unum Life Ins Co	NY	61,780	13,666	0	15,847	25,026	(3,112)	21,914	30,041
67598	Paul Revere Life Ins Co	MA	47,087	8,386	0	5,822	65,897	(2,107)	63,790	1,317
68195	Provident Life & Accident Ins Co	TN	166,007	28,499	0	54,903	221,113	(1,751)	219,362	18,461
68209	Provident Life & Cas Ins Co	TN	16,445	2,484	0	2,460	2,607	(497)	2,110	153
68985	Starmount Life Ins Co	ME	48,649	8,433	0	103	(14,328)	0	(14,328)	200
67601	Unum Ins Co	ME	7,574	2,382	0	131	1,028	(9)	1,019	0
62235	Unum Life Ins Co Of Amer	ME	835,123	127,643	7,708	112,563	491,313	(36,553)	454,760	310,966
US ALLIANCE CORP GRP										
14188	Dakota Capital Life Ins Co	ND	379	50	0	0	126	(9)	117	41
14165	US Alliance Life & Security Co	KS	789	60	0	0	48	(42)	6	143
92428	US Alliance Life & Security Co MT	MT	123	2	3	0	(43)	(2)	(45)	0
USIC GRP										
11067	USIC Life Ins Co	PR	1,129	149	0	30	44	327	371	1,845
VOYA FINANCIAL GRP										
66109	Midwestern United Life Ins Co	IN	1,403	279	285	1,291	14,702	(343)	14,359	266
67105	Reliastar Life Ins Co	MN	380,625	61,963	9,401	62,132	42,574	(7,109)	35,465	44,546
61360	Reliastar Life Ins Co Of NY	NY	41,268	6,652	1,220	9,915	31,596	(18,021)	13,575	13,336
68713	Security Life Of Denver Ins Co	CO	81,163	18,526	8,394	(40,582)	(227,030)	568	(226,462)	30,003
86509	Voya Retirement Ins & Ann Co	CT	558,273	22,393	0	50,970	356,763	(31,288)	325,475	0
WEA GRP										
72273	Wea Ins Corp	WI	52,111	1,768	0	0	(38,335)	6,785	(31,550)	327
WELLS FARGO GRP										
62383	Centurion Life Ins Co	IA	1,325	374	0	2,180	13,816	0	13,816	0
WEST SOUTHERN GRP										
99937	Columbus Life Ins Co	OH	46,064	6,474	12,044	(10,820)	(66,335)	17,025	(49,310)	11,327
70939	Gerber Life Ins Co	NY	172,434	19,560	0	13,441	10,570	(6,078)	4,492	51,132
74780	Integrity Life Ins Co	OH	42,482	2,958	0	9,364	8,618	4,507	13,125	311
65242	Lafayette Life Ins Co	OH	43,304	9,006	69,143	(4,391)	3,224	(2,707)	517	7,655
75264	National Integrity Life Ins Co	NY	14,730	1,896	0	10,163	38,081	(2,485)	35,596	354
70483	Western & Southern Life Ins Co	OH	139,182	17,948	54,964	25,523	156,616	2,229	158,845	12,308
92622	Western Southern Life Assur Co	OH	102,752	12,762	0	47,190	82,853	(1,226)	81,627	13,757

LIFE INSURANCE INDUSTRY

Page 1

(000's)

INDIVIDUAL COMPANY DATA

NAIC Code	Company Name	DOM	Total Assets	Capital and Surplus	Direct Premium and Annuity Considerations Collected	Net Premium and Annuity Considerations	Net Investment Income	Total Income	Total Benefits, Endowments, Conversions and Payments	Direct and Assumed Commissions
WICHITA NATL LIFE GRP										
98868	Sheridan Life Ins Co	OK	2,186	2,115	19	20	34	80	12	29
70548	Wichita Natl Life Ins Co	OK	15,205	7,403	4,463	3,040	350	4,524	1,024	1,948
WILTON RE GRP										
69396	Texas Life Ins Co	TX	1,351,325	125,475	283,155	279,088	68,487	352,825	132,960	56,791
62413	Wilcac Life Ins Co	IL	2,975,824	90,928	35,987	696,116	108,355	789,374	73,588	1,069
65900	Wilco Life Ins Co	IN	2,679,113	161,739	159,321	95,242	140,494	242,476	291,983	6,826
66133	Wilton Reassur Co	MN	18,346,577	843,550	0	340,556	772,701	1,169,948	641,930	4,619
60704	Wilton Reassur Life Co of NY	NY	871,897	103,177	45,282	10,975	43,435	57,241	44,954	628
WISCONSIN PHYSICIANS SERV INS GRP										
64149	EPIC Life Ins Co	WI	30,771	17,525	14,506	12,771	656	13,711	8,697	1,214
WORKERS COMP FUND GRP										
60104	Univantage Ins Co	UT	1,997	1,988	0	0	35	35	0	0
WR BERKLEY CORP GRP										
64890	Berkley Life & Hlth Ins Co	IA	363,125	194,520	416,144	271,625	9,309	314,600	211,733	23,449
ZURICH INS GRP										
80896	Centre Life Ins Co	MA	1,591,491	87,288	14,660	1,049	58,871	75,975	1,451	2,834
63177	Farmers New World Life Ins Co	WA	5,260,856	439,797	1,064,372	539,605	161,169	924,418	407,860	78,776
90557	Zurich Amer Life Ins Co	IL	15,201,332	166,219	962,482	1,059,782	32,304	1,553,298	750,153	86,708
14178	Zurich Amer Life Ins Co of NY	NY	81,766	18,321	18,678	7,917	556	10,774	1,009	6,276
INDIVIDUAL COMPANIES										
77879	5 Star Life Ins Co	NE	310,615	30,794	142,256	124,288	9,187	136,354	105,735	7,244
13034	Alabama Life Reins Co Inc	AL	22,168	8,509	0	350	397	741	1,526	61
56197	Alliance Of Transylvanian Saxons	OH	94,284	12,444	1,978	1,974	4,632	6,771	5,957	5
60208	Amalgamated Life & Hlth Ins Co	IL	4,915	3,953	2,927	2,021	103	2,193	1,416	0
60216	Amalgamated Life Ins Co	NY	142,957	75,551	77,304	99,723	3,477	169,302	79,084	5,058
97810	American Century Life Ins Co	OK	89,765	6,672	10,394	10,399	3,702	14,101	7,763	303
99600	American Century Life Ins Co TX	TX	18,571	1,031	9,273	9,266	1,208	10,474	515	223
94439	American Creditors Life Ins Co	DE	11,645	8,492	0	0	167	170	0	0
69337	American Fin Security Life Ins Co	MO	26,127	10,386	31,380	33,364	294	34,201	18,800	12,171
83860	American Home Life Ins Co	AR	23,721	616	2,584	2,549	878	3,465	1,912	150
60542	American Home Life Ins Co	KS	268,244	22,630	26,869	26,600	10,518	37,732	22,119	5,868
89427	American Labor Life Ins Co	AZ	10,971	8,824	1,029	2,728	195	2,925	543	1,191
73881	American Life & Annuity Co	AR	53,756	3,486	4,110	4,116	2,119	6,218	4,722	306
67253	American Life & Security Corp	NE	186,110	19,507	165,805	871	2,765	81,089	126	5,903
56286	American Mut Life Assn	OH	43,393	12,302	1,159	1,157	2,442	3,700	1,951	3
91910	American Savings Life Ins Co	AZ	66,829	15,828	6,522	6,522	3,880	10,413	3,370	151
86118	Arkansas Bankers Life Ins Co	AR	2,546	1,622	731	473	38	637	125	292
56766	Artisans Order of Mut Protection	PA	15,742	4,485	464	462	852	1,471	353	10
56499	Assured Life Assn	CO	59,284	14,058	36,410	4,693	2,413	12,618	4,582	2,561

LIFE INSURANCE INDUSTRY

Page 2

(000's)

INDIVIDUAL COMPANY DATA

NAIC Code	Company Name	DOM	General Insurance Expenses	Insurance Taxes, Licenses and Fees	Dividends to Policyholders	Federal Taxes Incurred	Net Gain from Operations	Net Realized Capital Gains	Net Income	Total Amount of Insurance
WICHITA NATL LIFE GRP										
98868	Sheridan Life Ins Co	OK	7	2	0	9	42	0	42	1
70548	Wichita Natl Life Ins Co	OK	1,476	198	0	0	(1)	0	(1)	161
WILTON RE GRP										
69396	Texas Life Ins Co	TX	25,909	7,133	9,398	14,955	31,805	5,410	37,215	32,362
62413	Wilcac Life Ins Co	IL	8,679	863	11,447	36,514	(21,429)	(446)	(21,876)	2,180
65900	Wilco Life Ins Co	IN	25,182	3,459	358	(1,163)	30,589	(385)	30,204	15,168
66133	Wilton Reassur Co	MN	165,171	254	0	(1,506)	102,812	(16,439)	86,373	21,438
60704	Wilton Reassur Life Co of NY	NY	9,226	1,717	0	3,562	13,180	(268)	12,912	1,274
WISCONSIN PHYSICIANS SERV INS GRP										
64149	EPIC Life Ins Co	WI	4,950	357	0	(394)	(1,181)	1,622	441	1,858
WORKERS COMP FUND GRP										
60104	Univantage Ins Co	UT	7	2	0	5	20	0	20	0
WR BERKLEY CORP GRP										
64890	Berkley Life & Hlth Ins Co	IA	34,277	9,795	0	6,972	28,012	0	28,012	0
ZURICH INS GRP										
80896	Centre Life Ins Co	MA	13,875	673	0	8,207	(6,443)	(11)	(6,455)	61
63177	Farmers New World Life Ins Co	WA	171,670	26,979	0	50,263	161,853	142	161,995	64,295
90557	Zurich Amer Life Ins Co	IL	40,382	14,334	0	897	(48,351)	(297)	(48,649)	14,603
14178	Zurich Amer Life Ins Co of NY	NY	663	265	0	(616)	(2,429)	(1)	(2,430)	100
INDIVIDUAL COMPANIES										
77879	5 Star Life Ins Co	NE	16,064	3,698	0	(102)	2,381	13	2,394	9,334
13034	Alabama Life Reins Co Inc	AL	206	3	0	0	(68)	0	(68)	19
56197	Alliance Of Transylvanian Saxons	OH	852	22	52	0	1,015	(29)	986	26
60208	Amalgamated Life & Hlth Ins Co	IL	896	56	0	0	(157)	0	(157)	0
60216	Amalgamated Life Ins Co	NY	11,977	2,088	0	2,144	9,160	0	9,160	19,515
97810	American Century Life Ins Co	OK	1,070	60	0	0	(10)	0	(10)	7
99600	American Century Life Ins Co TX	TX	147	5	0	124	414	9	423	8
94439	American Creditors Life Ins Co	DE	218	47	0	0	(260)	(10)	(270)	0
69337	American Fin Security Life Ins Co	MO	3,407	1,119	0	(4)	(1,291)	0	(1,291)	0
83860	American Home Life Ins Co	AR	547	38	0	0	75	27	102	27
60542	American Home Life Ins Co	KS	4,502	747	535	105	1,381	53	1,435	1,038
89427	American Labor Life Ins Co	AZ	435	61	0	132	592	(3)	589	1
73881	American Life & Annuity Co	AR	490	37	0	1	291	0	292	20
67253	American Life & Security Corp	NE	7,211	257	0	234	1,076	242	1,318	2
56286	American Mut Life Assn	OH	1,041	32	91	0	294	0	294	29
91910	American Savings Life Ins Co	AZ	942	78	53	133	1,233	92	1,324	19
86118	Arkansas Bankers Life Ins Co	AR	264	21	0	5	18	0	18	32
56766	Artisans Order of Mut Protection	PA	697	44	0	0	13	(79)	(66)	13
56499	Assured Life Assn	CO	4,485	115	83	0	339	536	874	49

LIFE INSURANCE INDUSTRY

Page 1

(000's)

INDIVIDUAL COMPANY DATA

NAIC Code	Company Name	DOM	Total Assets	Capital and Surplus	Direct Premium and Annuity Considerations Collected	Net Premium and Annuity Considerations	Net Investment Income	Total Income	Total Benefits, Endowments, Conversions and Payments	Direct and Assumed Commissions
61093	Atlanta Life Ins Co	GA	23,089	9,680	1,073	8,540	214	8,947	7,643	540
61212	Baltimore Life Ins Co	MD	1,306,405	90,706	120,888	111,946	62,289	184,044	101,516	18,218
61328	Bankers Life Ins Co Of Amer	TX	6,036	1,089	1,034	999	309	1,325	589	146
57223	Baptist Life Assn	NY	28,106	1,612	1,119	961	1,378	2,362	2,437	0
76554	Benevolent Life Ins Co Inc	LA	2,092	439	209	238	42	284	43	39
90638	Best Life & Hlth Ins Co	TX	24,263	18,230	40,537	39,966	617	40,612	26,826	2,234
63886	Best Meridian Ins Co	FL	376,194	61,458	61,613	119,751	12,228	148,567	64,217	49,777
16612	Bestow Life Ins Co	TX	10,140	10,140	0	0	142	142	0	0
72958	Canyon State Life Ins Co	AZ	3,033	1,965	0	0	241	241	43	0
58130	Catholic Assn Of Foresters	MA	10,213	3,180	112	101	519	630	257	5
56030	Catholic Financial Life	WI	1,678,943	109,241	79,621	71,193	71,977	153,752	106,216	4,205
57770	Catholic Holy Family Society	IL	161,100	7,592	21,056	20,257	6,952	27,572	15,531	893
56316	Catholic Ladies Of Columbia	OH	129,495	4,102	16,153	16,131	5,667	21,863	15,648	622
57347	Catholic Life Ins	TX	1,207,953	103,253	53,145	51,780	49,480	102,848	75,067	2,284
57487	Catholic Order Of Foresters	IL	1,212,063	77,657	92,845	90,684	50,724	144,847	111,344	4,499
57363	Catholic Union Of TX	TX	90,709	5,535	6,906	6,562	4,435	11,073	4,595	70
57053	Catholic United Financial	MN	1,001,195	39,786	50,077	41,953	30,702	73,824	40,665	2,383
83968	Citizens Fidelity Ins Co	AR	75,285	14,473	3,234	3,128	2,647	10,382	4,064	216
61921	Citizens Security Life Ins Co	KY	33,631	17,559	87,466	88,967	375	90,710	51,403	18,935
93521	Coefficient Ins Co	SC	8,065	7,835	21	85	217	4,429	479	30
73547	Colonial Security Life Ins Co	TX	2,761	1,986	218	488	114	600	422	12
71404	Continental Gen Ins Co	TX	4,297,282	300,518	242,309	119,879	210,433	351,554	187,208	13,735
79715	Cooperativa De Seguros De Vida	PR	553,959	22,002	81,351	80,286	15,233	97,913	66,812	5,844
83933	Cooperative Life Ins Co	AR	2,362	2,361	360	360	208	568	404	32
56634	Croatian Fraternal Union Of Amer	PA	491,289	54,460	30,693	30,686	24,560	55,705	40,791	93
14679	Crown Global Ins Co of Amer	DE	713,500	2,195	27,971	27,304	114	29,186	409	627
56138	CSA Fraternal Life	IL	134,782	3,674	14,951	14,865	6,504	21,765	24,098	258
56324	Czech Catholic Union	OH	18,423	2,872	358	323	859	1,196	761	0
73660	Directors Life Assur Co	OK	38,296	2,439	5,906	5,802	1,777	7,639	4,219	415
84174	ELCO Mut Life & Ann	IL	941,430	71,745	258,613	242,419	34,438	282,562	190,979	8,682
62928	EMC Natl Life Co	IA	886,518	104,611	69,728	56,232	38,466	97,789	86,965	7,460
56049	Employes Mut Benefit Assn	WI	873	688	238	238	10	249	71	0
62510	Equitrust Life Ins Co	IL	20,735,507	1,186,032	1,794,235	1,787,020	790,271	2,655,080	1,077,569	253,555
83232	Evergreen Life Ins Co	TX	1,492	1,491	0	0	0	0	0	0
85928	Family Liberty Life Ins Co	TX	34,412	8,639	1,950	1,949	988	3,003	2,196	124
75337	Family Security Life Ins Co Inc	MS	6,876	1,721	700	700	229	931	571	140
63290	Fidelity Life Assn A Legal Reserve L	IL	420,515	114,676	148,338	(1,154)	15,252	60,098	30,334	30,985
57754	Firemens Mut Aid & Benefit Assn	IL	23,586	13,215	297	298	448	755	259	0
56332	First Cath Slovak Ladies Assn USA	OH	1,029,597	106,775	52,122	51,789	49,044	101,803	49,852	1,482
56340	First Cath Slovak Union Of US & CN	OH	416,525	42,148	18,989	18,944	15,841	35,212	20,095	318
82007	First Command Life Ins Co	TX	43,857	11,316	0	2,244	1,872	4,148	747	459
90492	First Dimension Life Ins Co Inc	OK	3,056	1,949	6	6	38	43	77	0

LIFE INSURANCE INDUSTRY

Page 2

(000's)

INDIVIDUAL COMPANY DATA

NAIC Code	Company Name	DOM	General Insurance Expenses	Insurance Taxes, Licenses and Fees	Dividends to Policyholders	Federal Taxes Incurred	Net Gain from Operations	Net Realized Capital Gains	Net Income	Total Amount of Insurance
61093	Atlanta Life Ins Co	GA	4,186	174	0	0	(3,461)	112	(3,349)	2,604
61212	Baltimore Life Ins Co	MD	27,983	3,997	1,363	1,355	3,105	226	3,331	3,873
61328	Bankers Life Ins Co Of Amer	TX	598	39	0	0	4	2	6	37
57223	Baptist Life Assn	NY	771	39	0	0	6	0	6	68
76554	Benevolent Life Ins Co Inc	LA	165	19	0	0	(66)	(1)	(68)	4
90638	Best Life & Hlth Ins Co	TX	9,271	1,764	0	111	403	7	410	141
63886	Best Meridian Ins Co	FL	19,591	1,289	0	460	3,063	47	3,110	8,254
16612	Bestow Life Ins Co	TX	0	3	0	0	140	0	140	0
72958	Canyon State Life Ins Co	AZ	154	4	0	0	41	(4,399)	(4,358)	0
58130	Catholic Assn Of Foresters	MA	553	21	0	0	(166)	33	(133)	15
56030	Catholic Financial Life	WI	19,212	812	2,012	0	9,689	(1,012)	8,677	3,128
57770	Catholic Holy Family Society	IL	2,347	142	0	0	863	426	1,289	213
56316	Catholic Ladies Of Columbia	OH	1,002	36	0	0	46	(94)	(47)	51
57347	Catholic Life Ins	TX	10,999	616	41	0	4,967	(1,336)	3,632	1,765
57487	Catholic Order Of Foresters	IL	17,786	593	6,355	0	(6,589)	5,816	(773)	2,619
57363	Catholic Union Of TX	TX	1,541	30	90	0	346	2	348	119
57053	Catholic United Financial	MN	12,604	571	112	0	69	(655)	(586)	1,586
83968	Citizens Fidelity Ins Co	AR	1,100	143	0	187	686	38	724	122
61921	Citizens Security Life Ins Co	KY	9,275	2,362	0	1,110	7,917	789	8,706	3
93521	Coefficient Ins Co	SC	990	107	0	(230)	3,231	0	3,231	0
73547	Colonial Security Life Ins Co	TX	249	13	0	16	57	0	57	34
71404	Continental Gen Ins Co	TX	32,090	5,349	195	4,502	63,877	707	64,585	374
79715	Cooperativa De Seguros De Vida	PR	19,940	1,866	0	0	2,377	11	2,388	3,778
83933	Cooperative Life Ins Co	AR	147	3	0	0	(64)	(455)	(519)	0
56634	Croatian Fraternal Union Of Amer	PA	5,508	369	347	0	3,698	(859)	2,839	401
14679	Crown Global Ins Co of Amer	DE	1,074	92	0	219	242	3	244	38
56138	CSA Fraternal Life	IL	2,491	180	0	0	93	0	93	189
56324	Czech Catholic Union	OH	289	14	35	0	72	(37)	35	18
73660	Directors Life Assur Co	OK	1,049	165	444	38	135	0	135	51
84174	ELCO Mut Life & Ann	IL	7,004	891	976	190	3,650	(457)	3,193	230
62928	EMC Natl Life Co	IA	13,493	2,036	241	661	5,634	25	5,659	8,002
56049	Employes Mut Benefit Assn	WI	196	4	0	0	0	0	0	0
62510	Equitrust Life Ins Co	IL	55,717	3,463	0	86,961	202,814	(16,705)	186,109	1,373
83232	Evergreen Life Ins Co	TX	21	4	0	0	(26)	0	(26)	0
85928	Family Liberty Life Ins Co	TX	372	26	1	109	(146)	688	542	13
75337	Family Security Life Ins Co Inc	MS	206	32	0	13	(1)	0	(1)	18
63290	Fidelity Life Assn A Legal Reserve L	IL	37,590	4,519	1,097	825	7,943	(349)	7,594	1,345
57754	Firemens Mut Aid & Benefit Assn	IL	168	10	168	0	(2,073)	(5)	(2,078)	20
56332	First Cath Slovak Ladies Assn USA	OH	10,108	288	1,372	0	2,806	(181)	2,624	1,084
56340	First Cath Slovak Union Of US & CN	OH	3,295	118	425	0	892	6,961	7,853	311
82007	First Command Life Ins Co	TX	306	2	0	128	465	(50)	415	253
90492	First Dimension Life Ins Co Inc	OK	40	15	0	0	263	(828)	(565)	0

LIFE INSURANCE INDUSTRY

Page 1

(000's)

INDIVIDUAL COMPANY DATA

NAIC Code	Company Name	DOM	Total Assets	Capital and Surplus	Direct Premium and Annuity Considerations Collected	Net Premium and Annuity Considerations	Net Investment Income	Total Income	Total Benefits, Endowments, Conversions and Payments	Direct and Assumed Commissions
74888	First Landmark Life Ins Co	NE	1,983	1,972	0	0	41	41	0	0
74233	First Natl Life Ins Co Of USA	NE	6,621	3,052	593	1,846	340	2,268	1,276	364
56642	First Windish Frat Benefit Society	PA	6,456	4,950	22	24	176	201	34	1
63495	Foresters Life Ins Ann Co	NY	2,725,014	86,021	127,524	119,266	46,611	179,679	183,458	5,596
83992	Foundation Life Ins Co Of AR	AR	5,314	1,181	1,300	1,293	139	1,417	727	426
56685	GBU Financial Life	PA	3,089,848	229,678	471,871	471,338	147,475	620,052	267,442	11,795
56693	GCU	PA	2,052,334	162,742	253,095	239,791	102,391	348,176	161,868	9,795
56154	Gleaner Life Ins Society	MI	1,277,562	106,198	62,011	(216,283)	47,613	(164,912)	104,684	3,431
88560	Gmhp Hlth Ins Ltd	GU	73	74	0	0	77	77	0	0
56017	Grand Lodge Benevolent Knights of A	LA	667	432	1	1	8	9	9	0
56677	Grand Lodge of PA Order Sons of Ital	PA	3,654	328	44	44	145	186	164	4
84107	Griffin Leggett Burial Ins Co	AR	122	121	4	4	(1)	3	6	0
90255	Hawkeye Life Ins Grp Inc	IA	11,675	9,493	0	1,604	322	1,913	614	857
66214	Heartland Natl Life Ins Co	IN	11,087	5,408	25,882	6,137	267	9,879	2,129	3,562
57444	Hermann Sons Life	TX	259,796	19,188	8,945	8,607	12,640	22,163	16,724	345
64505	Homesteaders Life Co	IA	3,213,162	215,334	489,922	490,047	132,992	624,014	362,409	61,465
64580	Illinois Mut Life Ins Co	IL	1,530,661	255,396	115,392	100,934	54,013	162,133	108,292	15,221
16354	Independent Life Ins Co	TX	173,104	40,769	67,454	67,454	3,640	71,085	2,545	0
58068	Independent Order Of Foresters Us Br	NY	3,534,072	172,391	567,696	449,673	121,758	642,507	280,136	129,614
57509	Independent Order Of Vikings	IL	1,754	988	64	62	47	112	57	0
81779	Individual Assur Co Life Hlth & Acc	OK	21,810	7,613	87,217	5,936	81	29,692	4,180	15,532
88820	Indy Hlth Ins Co	AR	1,676	1,171	352	313	36	376	87	54
82244	International Amer Life Ins Co	TX	1,349	506	2,739	720	10	1,455	58	741
64904	Investors Heritage Life Ins Co	KY	833,298	58,458	275,566	265,224	31,715	340,038	54,747	12,794
15313	Investors Preferred Life Ins Co	SD	569,435	2,366	71,300	61,729	10	75,393	19,694	1,747
56707	ISDA fraternal Assoc	PA	146,974	8,525	29,106	29,094	6,572	35,771	6,180	765
84115	Jackson Griffin Ins Co	AR	13,456	1,109	876	887	211	1,627	894	52
69055	Jeff Davis Mortuary Benefit Assoc	LA	8,870	1,563	2,140	2,145	214	2,403	933	139
16086	K Tenn Ins Co	TN	1,922	1,750	190	187	36	224	0	29
57355	KJZT Family Life	TX	157,876	16,928	5,449	5,383	8,496	14,148	6,764	195
58033	Knights Of Columbus	CT	26,860,592	2,309,755	1,262,657	1,253,998	1,068,216	2,430,598	993,604	106,876
57835	Knights Of Peter Claver	AL	2,868	1,970	1,225	1,224	102	2,284	482	0
56227	KSKJ Life Amer Slovenian Catholic Un	IL	520,368	19,709	73,337	67,942	25,684	95,350	70,121	7,838
56715	Ladies Pa Slovak Catholic Union	PA	16,155	3,724	206	205	778	1,012	437	17
82252	Landmark Life Ins Co	TX	46,337	5,497	18,352	8,159	1,873	17,975	5,968	3,846
71323	Langhome Reins AZ Ltd	AZ	10,027	8,131	11	8	29	13	139	0
71595	Lewer Life Ins Co	MO	33,856	14,314	7	12,844	988	13,903	8,650	2,602
85677	Life Assur Co Inc	OK	4,303	2,969	1,302	491	60	883	178	372
75027	Life Assur Co Of Amer	IL	4,470	2,219	33	20	230	273	241	0
65412	Life Ins Co Of AL	AL	126,783	40,418	38,265	37,541	4,422	42,222	19,829	7,967
75094	Life Ins Co Of LA	LA	10,785	4,589	313	128	258	535	82	158
91898	Lifecare Assur Co	AZ	2,673,939	73,585	0	178,449	116,831	340,465	147,607	19,545

LIFE INSURANCE INDUSTRY

Page 2

(000's)

INDIVIDUAL COMPANY DATA

NAIC Code	Company Name	DOM	General Insurance Expenses	Insurance Taxes, Licenses and Fees	Dividends to Policyholders	Federal Taxes Incurred	Net Gain from Operations	Net Realized Capital Gains	Net Income	Total Amount of Insurance
74888	First Landmark Life Ins Co	NE	17	2	0	7	14	0	14	0
74233	First Natl Life Ins Co Of USA	NE	771	126	0	(37)	(68)	2,841	2,773	723
56642	First Windish Frat Benefit Society	PA	191	11	0	0	(39)	(17)	(56)	3
63495	Foresters Life Ins Ann Co	NY	18,018	1,749	755	3,546	14,198	0	14,198	5,421
83992	Foundation Life Ins Co Of AR	AR	367	114	0	0	(93)	(10)	(102)	74
56685	GBU Financial Life	PA	10,303	407	1,087	0	31,176	(595)	30,581	537
56693	GCU	PA	7,498	487	276	0	31,686	(3,973)	27,713	233
56154	Gleaner Life Ins Society	MI	12,804	464	1,158	0	20,291	(824)	19,467	1,130
88560	Gmhp Hlth Ins Ltd	GU	65	1	0	0	10	0	10	0
56017	Grand Lodge Benevolent Knights of A	LA	122	3	962	0	(1,051)	0	(1,051)	0
56677	Grand Lodge of PA Order Sons of Ital	PA	122	12	0	0	(16)	(2)	(19)	5
84107	Griffin Leggett Burial Ins Co	AR	0	2	0	0	(5)	0	(5)	0
90255	Hawkeye Life Ins Grp Inc	IA	601	27	0	(293)	357	(6)	351	81
66214	Heartland Natl Life Ins Co	IN	3,065	732	0	369	(133)	0	(133)	0
57444	Hermann Sons Life	TX	5,904	585	201	0	(231)	503	272	967
64505	Homesteaders Life Co	IA	34,996	10,550	0	10,034	15,734	(126)	15,608	3,988
64580	Illinois Mut Life Ins Co	IL	31,242	4,504	1,026	2,811	8,946	(8,472)	475	5,071
16354	Independent Life Ins Co	TX	1,672	61	0	836	(3,262)	0	(3,262)	0
58068	Independent Order Of Foresters Us Br	NY	100,648	882	24,451	0	(16,051)	(28)	(16,079)	24,849
57509	Independent Order Of Vikings	IL	224	7	0	0	(214)	0	(214)	1
81779	Individual Assur Co Life Hlth & Acc	OK	7,786	913	0	349	1,255	(175)	1,080	790
88820	Indy Hlth Ins Co	AR	45	14	0	24	63	(5)	58	4
82244	International Amer Life Ins Co	TX	243	44	25	0	(154)	0	(154)	2
64904	Investors Heritage Life Ins Co	KY	11,523	2,139	269	2,616	(6,919)	(464)	(7,384)	991
15313	Investors Preferred Life Ins Co	SD	1,991	135	0	420	(173)	0	(173)	98
56707	ISDA fraternal Assoc	PA	1,155	97	49	0	65	1	66	51
84115	Jackson Griffin Ins Co	AR	487	19	0	0	1	214	215	17
69055	Jeff Davis Mortuary Benefit Assoc	LA	439	33	0	0	50	31	81	11
16086	K Tenn Ins Co	TN	598	33	4	0	(529)	0	(529)	5
57355	KJZT Family Life	TX	1,596	175	1	0	2,090	(125)	1,965	89
58033	Knights Of Columbus	CT	259,583	15,081	233,089	0	119,049	29,218	148,267	110,925
57835	Knights Of Peter Claver	AL	1,815	30	0	0	9	4	13	18
56227	KSKJ Life Amer Slovenian Catholic Un	IL	8,004	328	376	0	1,369	(419)	950	482
56715	Ladies Pa Slovak Catholic Union	PA	636	61	0	0	(272)	(37)	(309)	32
82252	Landmark Life Ins Co	TX	7,312	696	0	(119)	306	37	343	173
71323	Langhorne Reins AZ Ltd	AZ	935	132	0	(132)	(986)	1	(985)	1
71595	Lewer Life Ins Co	MO	1,131	230	0	317	1,310	(18)	1,292	15
85677	Life Assur Co Inc	OK	364	43	0	7	245	0	245	32
75027	Life Assur Co Of Amer	IL	196	6	0	0	(22)	(35)	(57)	1
65412	Life Ins Co Of AL	AL	10,731	1,105	5	(215)	120	(1)	119	2,181
75094	Life Ins Co Of LA	LA	241	19	0	28	(61)	164	103	8
91898	Lifecare Assur Co	AZ	29,188	1,973	0	(1,939)	15,262	(2,830)	12,432	0

LIFE INSURANCE INDUSTRY

Page 1

(000's)

INDIVIDUAL COMPANY DATA

NAIC Code	Company Name	DOM	Total Assets	Capital and Surplus	Direct Premium and Annuity Considerations Collected	Net Premium and Annuity Considerations	Net Investment Income	Total Income	Total Benefits, Endowments, Conversions and Payments	Direct and Assumed Commissions
65927	Lincoln Heritage Life Ins Co	IL	1,092,253	94,290	564,509	360,790	30,138	524,937	164,030	197,314
87920	Locomotive Engineers & Conductors Mu	MI	83,405	70,375	19,601	19,645	1,604	21,250	9,757	1,478
56758	Loyal Christian Benefit Assn	PA	199,214	10,019	32,245	(96,473)	8,514	(84,310)	20,884	2,847
57967	Luso Amer Life Ins Society	CA	122,876	6,881	5,519	5,421	6,192	13,069	5,753	138
93580	M Life Ins Co	CO	395,383	141,384	0	426,165	4,379	1,152,919	191,283	96,090
75159	Majestic Life Ins Co	LA	12,684	2,748	655	644	237	894	596	58
87394	Marquette Ind & Life Ins Co	AZ	5,646	2,335	980	404	147	1,206	169	584
74322	Medical Benefits Mut Life Ins Co	OH	15,411	11,175	841	800	179	3,633	406	21
91499	Memorial Life Ins Co	LA	3,562	1,408	331	479	118	603	170	51
73989	Mililani Life Ins Co Ltd	HI	1,747	1,776	44	44	8	52	2	3
57541	Modern Woodmen Of Amer	IL	17,340,647	2,018,309	990,084	956,350	613,344	1,593,124	1,118,985	53,784
75485	Mulhearn Protective Ins Co	LA	12,393	2,950	843	850	331	1,181	690	0
56251	Mutual Beneficial Assn Inc	DE	117,258	2,025	12,654	12,570	5,035	17,879	11,041	65
88668	Mutual Of Amer Life Ins Co	NY	23,658,085	837,230	2,560,239	2,560,554	312,924	3,004,618	2,262,155	0
57568	National Catholic Soc Of Foresters	IL	164,441	17,694	12,922	12,693	7,384	20,453	18,649	350
56774	National Council Junior Order United	PA	1,470	198	1	1	51	55	50	0
86959	National Family Care Life Ins Co	TX	15,962	9,240	6,033	6,007	331	6,340	1,022	2,404
56073	National Mut Benefit	WI	344,960	37,473	19,194	18,222	15,257	34,049	24,207	877
56782	National Slovak Society Of The Usa	PA	1,317,899	64,097	177,592	177,265	56,411	234,125	116,879	4,905
60246	Netcare Life & Hlth Ins Co	GU	33,076	2,228	20,009	17,074	985	19,634	15,558	1,027
81264	Nippon Life Ins Co Of Amer	IA	226,481	144,171	359,299	360,018	3,780	364,104	289,954	21,351
60118	North Amer Natl Re Ins Co	AZ	35,130	10,686	0	923	899	2,420	219	23
56375	North Amer Swiss Alliance	OH	3,490	868	20	20	157	196	61	0
68446	Oceanview Life & Annuity Co	CO	646,077	134,070	307	0	1,522	1,583	280	270
67180	Ohio State Life Ins Co	TX	12,812	9,967	27,731	0	409	3,189	0	294
56383	Order of United Commercial Travelers	OH	14,063	7,573	44,752	12,409	396	17,249	8,575	2,642
93815	Pacific Century Life Ins Corp	AZ	366,127	364,463	8	89	11,853	11,943	9	19
58009	Police & Firemens Ins Assn	IN	211,882	64,386	37,831	34,250	5,497	40,175	17,460	3,000
56812	Polish Beneficial Assn	PA	18,227	170	957	938	929	1,888	866	2
56820	Polish Falcons Of Amer	PA	37,160	1,381	2,896	2,304	2,874	5,536	4,594	75
57622	Polish Natl Alliance Us Of Na	IL	430,829	21,849	16,742	16,507	16,546	35,289	27,801	197
56839	Polish Natl Union Of Amer	PA	26,282	896	465	461	1,211	1,895	1,060	7
57630	Polish Roman Catholic Union Of Amer	IL	200,446	11,043	6,881	6,765	10,062	17,090	16,183	651
11876	Popular Life Re	PR	74,804	45,554	0	17,974	1,550	19,524	2,922	7,775
57940	Portuguese Fraternal Society of Amer	CA	134,283	10,120	5,673	5,588	5,207	11,214	8,941	54
76538	Presidential Life Ins Co	TX	4,437	3,050	97	97	100	197	55	3
56863	Providence Assn Ukrainian Catholics	PA	47,654	2,337	2,612	2,592	2,357	5,000	2,567	56
68179	Provident Amer Ins Co	TX	35,391	12,410	730	66,317	584	66,940	57,236	9,285
76805	Reliable Life Ins Co	LA	7,215	1,909	551	560	42	609	294	63
69400	Reliable Serv Ins Co	LA	140	87	0	0	5	5	0	0
57657	Royal Neighbors Of Amer	IL	1,104,742	194,680	146,415	121,187	49,944	181,022	88,141	28,575
68551	Royal State Natl Ins Co Ltd	HI	34,416	30,949	1	1	973	954	(222)	0

LIFE INSURANCE INDUSTRY

Page 2

(000's)

INDIVIDUAL COMPANY DATA

NAIC Code	Company Name	DOM	General Insurance Expenses	Insurance Taxes, Licenses and Fees	Dividends to Policyholders	Federal Taxes Incurred	Net Gain from Operations	Net Realized Capital Gains	Net Income	Total Amount of Insurance
65927	Lincoln Heritage Life Ins Co	IL	74,789	10,508	42	12,930	8,857	(824)	8,033	5,933
87920	Locomotive Engineers & Conductors Mu	MI	4,479	165	0	0	5,370	49	5,419	0
56758	Loyal Christian Benefit Assn	PA	3,583	151	165	0	102	7	110	71
57967	Luso Amer Life Ins Society	CA	2,195	90	0	0	265	(246)	19	189
93580	M Life Ins Co	CO	18,848	56	0	14,699	45,160	334	45,494	15,997
75159	Majestic Life Ins Co	LA	304	38	0	0	189	(505)	(316)	39
87394	Marquette Ind & Life Ins Co	AZ	514	38	0	59	111	19	130	44
74322	Medical Benefits Mut Life Ins Co	OH	3,170	25	0	1	9	117	126	28
91499	Memorial Life Ins Co	LA	308	14	0	31	(134)	1	(133)	9
73989	Mililani Life Ins Co Ltd	HI	38	2	0	0	7	0	7	15
57541	Modern Woodmen Of Amer	IL	138,405	8,293	8,241	0	55,452	34,074	89,526	27,435
75485	Mulhearn Protective Ins Co	LA	310	15	0	17	122	202	324	13
56251	Mutual Beneficial Assn Inc	DE	944	50	24	0	121	0	121	47
88668	Mutual Of Amer Life Ins Co	NY	282,170	11,209	58	(3,711)	(34,751)	13,447	(21,304)	595
57568	National Catholic Soc Of Foresters	IL	3,294	184	9	0	114	0	114	216
56774	National Council Junior Order United	PA	96	4	0	0	(49)	0	(49)	1
86959	National Family Care Life Ins Co	TX	2,849	163	0	0	8	0	8	52
56073	National Mut Benefit	WI	8,254	390	284	0	(489)	593	104	850
56782	National Slovak Society Of The Usa	PA	4,979	557	640	0	8,857	34	8,890	484
60246	Netcare Life & Hlth Ins Co	GU	3,947	311	0	0	(1,950)	0	(1,949)	335
81264	Nippon Life Ins Co Of Amer	IA	40,376	8,263	0	974	3,248	254	3,502	1,156
60118	North Amer Natl Re Ins Co	AZ	506	86	0	54	1,446	(464)	982	47
56375	North Amer Swiss Alliance	OH	100	3	6	0	70	0	70	5
68446	Oceanview Life & Annuity Co	CO	2,184	69	0	(124)	(1,096)	0	(1,096)	0
67180	Ohio State Life Ins Co	TX	2,656	646	0	(159)	(251)	0	(251)	0
56383	Order of United Commercial Travelers	OH	6,926	298	0	0	(1,203)	98	(1,105)	10
93815	Pacific Century Life Ins Corp	AZ	142	17	0	2,463	9,330	(3)	9,327	34
58009	Police & Firemens Ins Assn	IN	7,139	221	836	0	4,956	658	5,614	1,542
56812	Polish Beneficial Assn	PA	587	34	0	0	(136)	0	(136)	13
56820	Polish Falcons Of Amer	PA	1,683	87	1	0	(802)	(67)	(869)	64
57622	Polish Natl Alliance Us Of Na	IL	6,160	229	308	0	618	(284)	334	719
56839	Polish Natl Union Of Amer	PA	746	45	0	0	(288)	119	(169)	56
57630	Polish Roman Catholic Union Of Amer	IL	5,151	216	153	0	(522)	(56)	(578)	346
11876	Popular Life Re	PR	1,087	7	0	891	6,606	0	6,606	636
57940	Portuguese Fraternal Society of Amer	CA	2,271	105	0	0	(2,245)	1,261	(984)	133
76538	Presidential Life Ins Co	TX	68	1	0	(31)	110	(28)	82	5
56863	Providence Assn Ukranian Catholics	PA	911	48	0	0	(128)	157	29	39
68179	Provident Amer Ins Co	TX	490	58	0	3	138	19	157	8
76805	Reliable Life Ins Co	LA	636	27	0	0	(79)	120	42	16
69400	Reliable Serv Ins Co	LA	0	0	0	0	5	0	5	0
57657	Royal Neighbors Of Amer	IL	27,145	1,226	725	0	8,151	154	8,306	3,039
68551	Royal State Natl Ins Co Ltd	HI	997	(10)	0	(182)	192	111	304	0

LIFE INSURANCE INDUSTRY

Page 1

(000's)

INDIVIDUAL COMPANY DATA

NAIC Code	Company Name	DOM	Total Assets	Capital and Surplus	Direct Premium and Annuity Considerations Collected	Net Premium and Annuity Considerations	Net Investment Income	Total Income	Total Benefits, Endowments, Conversions and Payments	Direct and Assumed Commissions
56871	Russian Brotherhood Org USA	PA	15,181	3,277	385	368	765	1,142	318	16
60445	Sagicor Life Ins Co	TX	2,037,280	98,759	452,270	443,228	67,983	513,521	122,966	25,295
14924	Secu Life Ins Co	NC	62,996	29,950	15,990	15,894	1,601	17,495	2,137	431
66516	SECURICO LIFE INS CO	TX	7,251	6,662	0	716	97	818	80	393
68772	Security Mut Life Ins Co Of NY	NY	2,830,113	173,243	389,059	216,187	126,666	383,674	187,534	42,060
83836	Selected Funeral & Life Ins Co	AR	189,160	27,499	15,096	14,928	8,143	23,166	14,974	1,797
56936	Serb Natl Federation	PA	48,289	3,677	1,717	1,708	2,269	4,085	1,905	31
57193	Slovak Catholic Sokol	NJ	87,885	8,017	4,290	4,271	3,236	7,791	5,221	399
57673	Slovene Natl Benefit Society	PA	213,266	7,541	10,904	10,677	9,141	20,035	15,726	227
57142	Sons Of Norway	MN	345,973	16,249	15,452	14,305	14,188	29,343	31,806	1,183
68896	Southern Farm Bureau Life Ins Co	MS	14,730,990	2,721,680	932,291	891,699	583,098	1,499,145	831,365	82,959
69418	Southern Financial Life Ins Co	LA	137,012	43,655	415	20,174	5,837	26,139	10,432	10,530
57436	SPJST	TX	244,730	16,272	14,311	13,067	9,945	23,586	16,134	819
71706	Standard Life & Cas Ins Co	UT	37,681	6,762	15,235	9,045	1,134	12,518	3,463	3,416
70599	State Life Ins Fund	WI	111,921	9,041	1,140	1,128	4,357	6,404	3,473	0
69132	State Mut Ins Co	GA	180,079	20,292	74,364	39,493	5,430	59,021	21,798	20,990
58181	Supreme Council The Royal Arcanum	MA	109,607	12,138	6,568	6,522	5,061	11,664	8,996	601
69329	Surety Life & Cas Ins Co	ND	12,997	5,079	1,453	1,437	579	2,030	710	226
69310	Surety Life Ins Co	NE	28,965	27,622	31,231	0	263	860	0	557
99538	SWBC Life Ins Co	TX	34,916	24,286	13,564	17,287	823	18,207	3,109	9,441
83160	Texas Serv Life Ins Co	TX	102,937	15,065	43,630	23,655	2,220	35,584	4,582	7,126
56014	Thrivent Financial For Lutherans	WI	102,221,368	10,064,811	5,070,256	4,966,576	3,050,307	9,033,080	6,317,372	264,510
69477	Time Ins Co	WI	16,199	3,456	118,070	70	240	22,206	(2,920)	15,785
87823	TJM Life Ins Co	TX	17,631	1,764	1,042	1,043	629	1,675	962	36
77674	Town & Country Life Ins Co	UT	7,963	5,560	4,758	4,711	183	5,073	3,374	286
77690	Trans City Life Ins Co	AZ	20,072	10,076	2,019	1,920	253	5,301	500	757
56006	Travelers Protective Assn Of Amer	MO	14,306	12,576	471	504	434	982	197	0
67423	UBS Life Ins Co USA	CA	43,639	41,907	0	1	734	14,174	11,739	827
57215	Ukrainian Natl Assn Inc	NJ	175,021	11,287	3,717	3,578	8,379	12,369	14,191	127
11121	Unified Life Ins Co	TX	222,179	24,004	50,730	47,903	9,918	64,434	44,399	8,817
42129	United Security Assur Co Of PA	PA	39,721	11,754	28,674	7,743	1,021	14,882	810	3,729
56456	United States Letter Carriers Mut Be	TN	260,157	35,901	11,250	11,258	9,679	23,051	16,860	0
56413	United Transportation Union Ins Assn	OH	230,030	58,153	11,666	11,277	9,222	21,136	14,415	1,020
63819	Unity Financial Life Ins Co	OH	323,881	16,953	53,491	41,651	10,054	54,756	28,024	7,989
70122	Universal Fidelity Life Ins Co	OK	16,308	5,320	6,929	12,431	439	22,221	7,771	5,669
70130	Universal Guar Life Ins Co	OH	348,982	65,951	7,845	5,212	13,021	19,776	17,339	12
78093	Upstream Life Ins Co	TX	64,763	28,483	36,384	36,343	477	36,825	394	1,864
83666	USA Ins Co	MS	4,351	3,454	339	339	46	394	51	15
70955	USA Life One Ins Co Of IN	IN	32,480	13,842	429	502	1,290	1,797	1,695	28
57711	Western Catholic Union	IL	220,366	3,684	53,657	50,614	8,202	61,209	22,967	2,540
58017	Western Fraternal Life Assn	IA	304,066	23,115	17,601	16,777	12,172	29,187	20,806	1,040
57010	William Penn Assn	PA	486,387	35,225	33,334	33,276	23,967	57,201	36,055	1,339

LIFE INSURANCE INDUSTRY

Page 2

(000's)

INDIVIDUAL COMPANY DATA

NAIC Code	Company Name	DOM	General Insurance Expenses	Insurance Taxes, Licenses and Fees	Dividends to Policyholders	Federal Taxes Incurred	Net Gain from Operations	Net Realized Capital Gains	Net Income	Total Amount of Insurance
56871	Russian Brotherhood Org USA	PA	411	41	0	0	23	(220)	(196)	18
60445	Sagicor Life Ins Co	TX	37,749	2,722	152	(1,912)	(53,202)	4,561	(48,641)	3,379
14924	Secu Life Ins Co	NC	2,008	151	0	649	833	0	833	1,757
66516	SECURICO LIFE INS CO	TX	291	14	0	(4)	(260)	0	(260)	14
68772	Security Mut Life Ins Co Of NY	NY	62,975	9,593	19,900	4,248	8,947	471	9,417	12,434
83836	Selected Funeral & Life Ins Co	AR	3,169	272	0	366	673	(23)	650	208
56936	Serb Natl Federation	PA	750	64	0	0	646	(364)	282	45
57193	Slovak Catholic Sokol	NJ	1,740	61	40	0	(892)	983	90	238
57673	Slovene Natl Benefit Society	PA	2,226	141	79	0	360	(71)	289	203
57142	Sons Of Norway	MN	7,394	369	161	0	(2,450)	(740)	(3,190)	371
68896	Southern Farm Bureau Life Ins Co	MS	181,918	27,604	44,456	14,230	130,950	14,107	145,057	123,386
69418	Southern Financial Life Ins Co	LA	448	27	157	243	2,426	(51)	2,375	345
57436	SPJST	TX	5,084	160	(1)	0	(815)	(2,515)	(3,329)	690
71706	Standard Life & Cas Ins Co	UT	1,957	436	15	351	486	(61)	425	115
70599	State Life Ins Fund	WI	587	21	2,095	0	583	0	583	179
69132	State Mut Ins Co	GA	22,212	1,776	1,191	0	(4,765)	(1,157)	(5,922)	373
58181	Supreme Council The Royal Arcanum	MA	2,642	144	118	0	(251)	(499)	(750)	246
69329	Surety Life & Cas Ins Co	ND	369	46	0	52	380	(19)	361	14
69310	Surety Life Ins Co	NE	983	141	0	(181)	(641)	0	(641)	0
99538	SWBC Life Ins Co	TX	2,395	431	0	354	1,871	141	2,012	874
83160	Texas Serv Life Ins Co	TX	8,167	1,094	1,894	789	2,130	0	2,130	389
56014	Thrivent Financial For Lutherans	WI	878,535	50,171	328,580	(19)	965,916	23,716	989,632	132,890
69477	Time Ins Co	WI	4,778	(842)	0	0	5,844	(1)	5,843	1
87823	TJM Life Ins Co	TX	157	12	27	33	131	1	131	12
77674	Town & Country Life Ins Co	UT	899	25	0	109	486	73	559	0
77690	Trans City Life Ins Co	AZ	2,794	174	0	303	1,068	4	1,071	520
56006	Travelers Protective Assn Of Amer	MO	1,057	61	0	0	(309)	396	86	0
67423	UBS Life Ins Co USA	CA	741	164	0	153	600	0	600	0
57215	Ukrainian Natl Assn Inc	NJ	2,611	97	0	0	328	0	328	98
11121	Unified Life Ins Co	TX	10,333	1,790	42	42	225	0	225	521
42129	United Security Assur Co Of PA	PA	5,238	941	0	0	176	0	176	20
56456	United States Letter Carriers Mut Be	TN	3,334	119	670	0	(249)	976	727	198
56413	United Transportation Union Ins Assn	OH	5,808	199	0	0	2,985	906	3,891	483
63819	Unity Financial Life Ins Co	OH	3,666	1,353	0	791	1,611	0	1,611	490
70122	Universal Fidelity Life Ins Co	OK	7,030	484	2	(147)	796	(5)	791	91
70130	Universal Guar Life Ins Co	OH	7,676	346	342	(140)	(1,056)	9,325	8,268	847
78093	Upstream Life Ins Co	TX	1,433	157	0	(41)	(2,682)	0	(2,682)	0
83666	USA Ins Co	MS	107	16	0	31	122	0	122	8
70955	USA Life One Ins Co Of IN	IN	832	85	0	0	41	1	41	35
57711	Western Catholic Union	IL	2,653	162	129	0	(3,791)	7	(3,784)	184
58017	Western Fraternal Life Assn	IA	3,906	171	698	0	(402)	(4)	(406)	855
57010	William Penn Assn	PA	4,443	284	468	0	2,619	(23)	2,596	328

LIFE INSURANCE INDUSTRY

Page 1

(000's)

INDIVIDUAL COMPANY DATA

NAIC Code	Company Name	DOM	Total Assets	Capital and Surplus	Direct Premium and Annuity Considerations Collected	Net Premium and Annuity Considerations	Net Investment Income	Total Income	Total Benefits, Endowments, Conversions and Payments	Direct and Assumed Commissions
78344	Williams Progressive Life & Acc I C	LA	11,115	580	1,075	1,070	404	1,482	919	53
56170	Womans Life Ins Society	MI	203,459	15,761	7,791	7,639	9,187	17,187	12,089	253
57320	Woodmen World Life Ins Soc	NE	11,101,466	1,565,506	791,187	772,667	408,790	1,206,802	1,006,094	44,714
57290	Workmens Benefit Fund Of The USA	NY	32,347	1,208	810	727	1,597	2,369	2,474	20
56480	Wsa Fraternal Life	CO	49,450	8,454	659	648	2,107	2,773	9,476	0
TOTAL COMPANIES			7,697,603,126	524,797,406	770,435,820	691,899,501	198,812,522	959,318,796	666,157,465	71,982,307

LIFE INSURANCE INDUSTRY

Page 2

(000's)

INDIVIDUAL COMPANY DATA

NAIC Code	Company Name	DOM	General Insurance Expenses	Insurance Taxes, Licenses and Fees	Dividends to Policyholders	Federal Taxes Incurred	Net Gain from Operations	Net Realized Capital Gains	Net Income	Total Amount of Insurance
78344	Williams Progressive Life & Acc I C	LA	524	27	0	(2)	(65)	22	(43)	28
56170	Womans Life Ins Society	MI	5,547	251	336	0	(2,263)	(42)	(2,305)	404
57320	Woodmen World Life Ins Soc	NE	136,571	7,030	35,175	0	68,344	41,706	110,050	30,907
57290	Workmens Benefit Fund Of The USA	NY	810	(26)	0	0	(133)	(12)	(145)	38
56480	Wsa Fraternal Life	CO	1,174	68	18	0	118	(357)	(240)	23
TOTAL COMPANIES			69,799,472	9,450,724	18,833,385	9,454,967	57,830,551	(6,728,153)	51,102,399	20,553,735

**2019 LIFE/HEALTH SELECTED DATA ELEMENTS
FROM COMPANY ANNUAL STATEMENTS
TECHNICAL NOTES**

<u>Data Element</u>	<u>Life/Fraternal Annual Statement Source</u>
Total Assets	Page 2, Line 28, Column 3
Capital and Surplus	Page 4, Line 55, Column 1
Direct Premium and Annuity Considerations	Page 9, Exh. 1, Pt. 1, Lines (6.1+10.1+16.1), Col. 1
Net Premium and Annuity Considerations	Page 9, Exh. 1, Pt. 1, Line 20.4, Col. 1
Net Investment Income	Page 4, Line 3, Column 1
Total Income	Page 4, Line 9, Column 1
Total Benefits, Endowments, Conv., and Payments	Page 4, Sum of Lines 10 through 18, Col. 1
Direct and Assumed Commissions	Page 4, Sum of Lines 21 and 22, Col. 1
General Insurance Expenses	Page 4, Line 23, Column 1
Insurance Taxes, Licenses, and Fees	Page 4, Line 24, Column 1
Dividends to Policyholders	Page 4, Line 30, Column 1
Federal and Foreign Taxes Incurred	Page 4, Line 32, Column 1
Net Gain from Operations	Page 4, Line 33, Column 1
Net Realized Capital Gains	Page 4, Line 34, Column 1
Net Income	Page 4, Line 35, Column 1
Total Amount of Life Insurance (000,000s)	Page 25, Line 23, Column 10

Index of Companies

LIFE INSURANCE INDUSTRY

INDEX OF COMPANIES

Company Name	Individual Company Code	Group Code	Group Name
4 Ever Life Ins Co	80985	00023	BCS INS GRP
5 Star Life Ins Co	77879	00000	
AAA Life Ins Co	71854	04853	AAA LIFE GRP
AAA Life Ins Co of NY	15282	04853	AAA LIFE GRP
AGC Life Ins Co	97780	00012	AMERICAN INTL GRP
ALIC Reins Co	10773	00008	ALLSTATE INS GRP
AXA Equitable Life Ins Co	62944	04965	EQUITABLE HOLDINGS INC GRP
Ability Ins Co	71471	04824	ADVANTAGE CAPITAL GRP
Academe Inc	65105	00962	PREMERA BLUE CROSS GRP
Accordia Life & Ann Co	62200	03891	GLOBAL ATLANTIC GRP
Ace Life Ins Co	60348	00626	CHUBB LTD GRP
Advance Ins Co of KS	12143	00430	BCBS OF KS GRP
Aetna Hlth & Life Ins Co	78700	00001	CVS GRP
Aetna Life Ins Co	60054	00001	CVS GRP
Alabama Life Reins Co Inc	13034	00000	
Alfa Life Ins Corp	79049	00005	ALFA INS GRP
All Savers Ins Co	82406	00707	UNITEDHEALTH GRP
All Savers Life Ins Co of CA	73130	00707	UNITEDHEALTH GRP
Alliance Of Transylvanian Saxons	56197	00000	
Allianz Life Ins Co Of N Amer	90611	00761	ALLIANZ INS GRP
Allianz Life Ins Co Of NY	64190	00761	ALLIANZ INS GRP
Allstate Assur Co	70866	00008	ALLSTATE INS GRP
Allstate Life Ins Co	60186	00008	ALLSTATE INS GRP
Allstate Life Ins Co Of NY	70874	00008	ALLSTATE INS GRP
Amalgamated Life & Hlth Ins Co	60208	00000	
Amalgamated Life Ins Co	60216	00000	
American Amicable Life Ins Co Of TX	68594	00315	INDUSTRIAL ALLIANCE GRP
American Bankers Life Assur Co Of FL	60275	00019	ASSURANT INC GRP
American Benefit Life Ins Co	66001	03436	LIBERTY LIFE GRP TRUST GRP
American Century Life Ins Co	97810	00000	
American Century Life Ins Co TX	99600	00000	
American Continental Ins Co	12321	00001	CVS GRP
American Creditors Life Ins Co	94439	00000	
American Equity Invest Life Ins Co	92738	02658	AMERICAN EQUITY INVESTMENT GRP
American Equity Investment Life Ins	11135	02658	AMERICAN EQUITY INVESTMENT GRP
American Family Life Assur Co of Col	60380	00370	AFLAC GRP
American Family Life Assur Co of NY	60526	00370	AFLAC GRP
American Family Life Ins Co	60399	00473	AMERICAN FAMILY INS GRP

LIFE INSURANCE INDUSTRY

INDEX OF COMPANIES

Company Name	Individual Company Code	Group Code	Group Name
American Farm Life Ins Co	99619	02458	NATIONAL FARM LIFE INS GRP
American Farmers & Ranchers Life Ins	60004	01321	AMERICAN FARMERS & RANCHERS GRP
American Federated Life Ins Co	98736	00641	FIRST TOWER GRP
American Fidelity Assur Co	60410	00330	AMERICAN FIDELITY CORP GRP
American Fidelity Life Ins Co	60429	04877	TWA & AMFI CORP GRP
American Fin Security Life Ins Co	69337	00000	
American Gen Life Ins Co	60488	00012	AMERICAN INTL GRP
American Heritage Life Ins Co	60534	00008	ALLSTATE INS GRP
American Hlth & Life Ins Co	60518	04734	APOLLO GLOBAL MGMT GRP
American Home Life Ins Co	60542	00000	
American Home Life Ins Co	83860	00000	
American Income Life Ins Co	60577	00290	GLOBE LIFE INC GRP
American Independent Ntwrk Ins Co NY	60243	00810	PENN TREATY AMER GRP
American Labor Life Ins Co	89427	00000	
American Life & Acc Ins Co Of KY	60666	04956	HARDSCUFFLE GRP
American Life & Annuity Co	73881	00000	
American Life & Security Corp	67253	00000	
American Life Ins Co	60690	00241	METROPOLITAN GRP
American Maturity Life Ins Co	81213	04926	HOPMEADOW HOLDINGS GRP
American Memorial Life Ins Co	67989	00019	ASSURANT INC GRP
American Mut Life Assn	56286	00000	
American Nat Life Ins Co of NY	63126	00408	AMERICAN NATL FIN GRP
American Natl Ins Co	60739	00408	AMERICAN NATL FIN GRP
American Natl Life Ins Co Of TX	71773	00408	AMERICAN NATL FIN GRP
American Progressive L&H Ins Of NY	80624	01295	CENTENE CORP GRP
American Public Life Ins Co	60801	00330	AMERICAN FIDELITY CORP GRP
American Republic Corp Ins Co	67679	03527	AMERICAN ENTERPRISE MUT GRP
American Republic Ins Co	60836	03527	AMERICAN ENTERPRISE MUT GRP
American Retirement Life Ins Co	88366	00901	CIGNA HLTH GRP
American Savings Life Ins Co	91910	00000	
American Serv Life Ins Co	76201	00451	FIDELITY SECURITY GRP
American United Life Ins Co	60895	00619	ONEAMERICA FIN PARTNERS GRP
Americo Fin Life & Ann Ins Co	61999	00449	FINANCIAL HOLDINGS GRP
Ameritas Life Ins Corp	61301	00943	AMERITAS MUT HOLDING GRP
Ameritas Life Ins Corp of NY	60033	00943	AMERITAS MUT HOLDING GRP
Amica Life Ins Co	72222	00028	AMICA MUT GRP
Annuity Investors Life Ins Co	93661	00084	AMERICAN FINANCIAL GRP
Anthem Life & Disability Ins Co	13573	00671	ANTHEM INC GRP

LIFE INSURANCE INDUSTRY

INDEX OF COMPANIES

Company Name	Individual Company Code	Group Code	Group Name
Anthem Life Ins Co	61069	00671	ANTHEM INC GRP
Arkansas Bankers Life Ins Co	86118	00000	
Artisans Order of Mut Protection	56766	00000	
Assured Life Assn	56499	00000	
Assurity Life Ins Co	71439	04862	ASSURITY GRP
Assurity Life Ins Co of NY	15940	04862	ASSURITY GRP
Athene Ann & Life Assur Co of NY	68039	04734	APOLLO GLOBAL MGMT GRP
Athene Ann & Life Co	61689	04734	APOLLO GLOBAL MGMT GRP
Athene Annuity & Life Assur Co	61492	04734	APOLLO GLOBAL MGMT GRP
Athene Life Ins Co of NY	63932	04734	APOLLO GLOBAL MGMT GRP
Athene Re USA IV Inc	14179	04734	APOLLO GLOBAL MGMT GRP
Atlanta Life Ins Co	61093	00000	
Atlantic Coast Life Ins Co	61115	04824	ADVANTAGE CAPITAL GRP
Aurora Natl Life Assur Co	61182	04639	RGA INC GRP
Auto Club Life Ins Co	84522	00055	AUTOMOBILE CLUB MI GRP
Auto Owners Life Ins Co	61190	00280	AUTO OWNERS GRP
Automobile Club Of Southern CA Ins	60256	01318	AUTO CLUB ENTERPRISES INS GRP
BCBS Of KS Inc	70729	00430	BCBS OF KS GRP
Baltimore Life Ins Co	61212	00000	
Bankers Conseco Life Ins Co	68560	00233	CNO FINANCIAL GRP
Bankers Fidelity Assur Co	71919	00587	ATLANTIC AMER GRP
Bankers Fidelity Life Ins Co	61239	00587	ATLANTIC AMER GRP
Bankers Life & Cas Co	61263	00233	CNO FINANCIAL GRP
Bankers Life Ins Co Of Amer	61328	00000	
Bankers Life Of LA	61298	04718	TIPTREE FIN GRP
Banner Life Ins Co	94250	00872	BANNER LIFE GRP
Baptist Life Assn	57223	00000	
Beneficial Life Ins Co	61395	00615	BENEFICIAL LIFE GRP
Benevolent Life Ins Co Inc	76554	00000	
Berkley Life & Hlth Ins Co	64890	00098	WR BERKLEY CORP GRP
Berkshire Hathaway Life Ins Co NE	62345	00031	BERKSHIRE HATHAWAY GRP
Berkshire Life Ins Co of Amer	71714	00429	GUARDIAN LIFE GRP
Best Life & Hlth Ins Co	90638	00000	
Best Meridian Ins Co	63886	00000	
Bestow Life Ins Co	16612	00000	
Blue Shield of CA Life & Hlth Ins Co	61557	02798	BLUE SHIELD OF CA GRP
Bluebonnet Life Ins Co	68535	01126	MISSISSIPPI INS GRP
Boston Mut Life Ins Co	61476	00581	BOSTON MUT GRP

LIFE INSURANCE INDUSTRY

INDEX OF COMPANIES

Company Name	Individual Company Code	Group Code	Group Name
Brighthouse Life Ins Co	87726	04932	BRIGHTHOUSE HOLDINGS GRP
Brighthouse Life Ins Co of NY	60992	04932	BRIGHTHOUSE HOLDINGS GRP
Brooke Life Ins Co	78620	00918	JACKSON NATL GRP
CICA Life Ins Co of Amer	71463	00612	CITIZENS GRP
CM Life Ins Co	93432	00435	MASS MUT LIFE INS GRP
CMFG Life Ins Co	62626	00306	CUNA MUT GRP
CSA Fraternal Life	56138	00000	
CSI Life Ins Co	82880	00031	BERKSHIRE HATHAWAY GRP
Canada Life Reins Co	76694	00769	GREAT WEST GRP
Canyon State Life Ins Co	72958	00000	
Capitol Life Ins Co	61581	03436	LIBERTY LIFE GRP TRUST GRP
Capitol Security Life Ins Co	85332	01339	CROY HALL MGMT GRP
Careamerica Life Ins Co	71331	02798	BLUE SHIELD OF CA GRP
Caribbean Amer Life Assur Co	73156	00019	ASSURANT INC GRP
Catamount Reins Co	15803	00634	NATIONAL LIFE GRP
Caterpillar Life Ins Co	11997	03569	CATERPILLAR GRP
Catholic Assn Of Foresters	58130	00000	
Catholic Financial Life	56030	00000	
Catholic Holy Family Society	57770	00000	
Catholic Ladies Of Columbia	56316	00000	
Catholic Life Ins	57347	00000	
Catholic Order Of Foresters	57487	00000	
Catholic Union Of TX	57363	00000	
Catholic United Financial	57053	00000	
Central Security Life Ins Co	61735	00526	MAXIMUM CORP GRP
Central States H & L Co Of Omaha	61751	00690	CENTRAL STATES GRP
Centre Life Ins Co	80896	00212	ZURICH INS GRP
Centurion Life Ins Co	62383	00471	WELLS FARGO GRP
Chesapeake Life Ins Co	61832	00707	UNITEDHEALTH GRP
Chesterfield Reins Co	15604	04639	RGA INC GRP
Christian Fidelity Life Ins Co	61859	00574	AMERCO CORP GRP
Church Life Ins Corp	61875	00344	CHURCH PENSION FUND GRP
Cigna Arbor Life Ins Co	13733	00901	CIGNA HLTH GRP
Cigna Hlth & Life Ins Co	67369	00901	CIGNA HLTH GRP
Cigna Life Ins Co Of NY	64548	00901	CIGNA HLTH GRP
Cigna Natl Hlth Ins Co	61727	00901	CIGNA HLTH GRP
Cigna Worldwide Ins Co	90859	00901	CIGNA HLTH GRP
Cincinnati Equitable Life Ins Co	88064	00067	MICHIGAN FARM BUREAU GRP

LIFE INSURANCE INDUSTRY

INDEX OF COMPANIES

Company Name	Individual Company Code	Group Code	Group Name
Citizens Fidelity Ins Co	83968	00000	
Citizens Natl Life Ins Co	82082	00612	CITIZENS GRP
Citizens Security Life Ins Co	61921	00000	
Claret Re Inc	15641	00181	SWISS RE GRP
Clear Spring Life Ins Co	15691	00431	SAMMONS ENTERPRISES GRP
Coefficient Ins Co	93521	00000	
Colonial Life & Accident Ins Co	62049	00565	UNUM GRP
Colonial Life Ins Co Of TX	88153	00878	COLONIAL SAVINGS GRP
Colonial Penn Life Ins Co	62065	00233	CNO FINANCIAL GRP
Colonial Security Life Ins Co	73547	00000	
Columbian Life Ins Co	76023	00535	COLUMBIAN LIFE GRP
Columbian Mut Life Ins Co	62103	00535	COLUMBIAN LIFE GRP
Columbus Life Ins Co	99937	00836	WEST SOUTHERN GRP
Combined Ins Co Of Amer	62146	00626	CHUBB LTD GRP
Combined Life Ins Co Of NY	78697	00626	CHUBB LTD GRP
Commencement Bay Risk Mgmt Ins Co	78879	01207	CAMBIA HEALTH SOLUTIONS INC
Commercial Travelers Life Ins Co	81426	01211	NATIONAL GUARDIAN LIFE INS GRP
Commonwealth Ann & Life Ins Co	84824	03891	GLOBAL ATLANTIC GRP
Companion Life Ins Co	77828	00661	BCBS OF SC GRP
Companion Life Ins Co	62243	00261	MUTUAL OF OMAHA GRP
Companion Life Ins Co of CA	92444	00661	BCBS OF SC GRP
Connecticut Gen Life Ins Co	62308	00901	CIGNA HLTH GRP
Conseco Life Ins Co of TX	11804	00233	CNO FINANCIAL GRP
Continental Amer Ins Co	71730	00370	AFLAC GRP
Continental Gen Ins Co	71404	00000	
Continental Life Ins Co	73539	03436	LIBERTY LIFE GRP TRUST GRP
Continental Life Ins Co Brentwood	68500	00001	CVS GRP
Cooperativa De Seguros De Vida	79715	00000	
Cooperative Life Ins Co	83933	00000	
Corporate Solutions Life Reins Co	68365	04965	EQUITABLE HOLDINGS INC GRP
Cotton States Life Ins Co	62537	00050	COUNTRY INS & FIN SERV GRP
Country Investors Life Assur Co	94218	00050	COUNTRY INS & FIN SERV GRP
Country Life Ins Co	62553	00050	COUNTRY INS & FIN SERV GRP
Croatian Fraternal Union Of Amer	56634	00000	
Crown Global Ins Co of Amer	14679	00000	
Czech Catholic Union	56324	00000	
DL Reins Co	15690	04794	GROUP ONE THOUSAND ONE GRP
Dakota Capital Life Ins Co	14188	04900	US ALLIANCE CORP GRP

LIFE INSURANCE INDUSTRY

INDEX OF COMPANIES

Company Name	Individual Company Code	Group Code	Group Name
Dearborn Life Ins Co	71129	00917	HCSC GRP
Dearborn Natl Life Ins Co of NY	85090	00917	HCSC GRP
Delaware Amer Life Ins Co	62634	00241	METROPOLITAN GRP
Delaware Life Ins Co	79065	04794	GROUP ONE THOUSAND ONE GRP
Delaware Life Ins Co of NY	72664	04794	GROUP ONE THOUSAND ONE GRP
Delta Life Ins Co	62650	00598	DELTA GRP
Deseret Mut Ins Co	81019	00615	BENEFICIAL LIFE GRP
Direct Gen Life Ins Co	97705	04928	NATIONAL GEN GRP
Directors Life Assur Co	73660	00000	
ELCO Mut Life & Ann	84174	00000	
EMC Natl Life Co	62928	00000	
EPIC Life Ins Co	64149	00068	WISCONSIN PHYSICIANS SERV INS GRP
Eagle Life Ins Co	13183	02658	AMERICAN EQUITY INVESTMENT GRP
Educators Life Ins Co of Amer	62790	00300	HORACE MANN GRP
Elips Life Ins Co	85561	00181	SWISS RE GRP
Empire Fidelity Investments L I C	71228	00981	FIDELITY INVESTMENT INS & ANN GRP
Employers Protective Ins Co Inc	16460	04938	HAWAII EMPLOYERS GRP
Employers Reassur Corp	68276	00350	GENERAL ELECTRIC GRP
Employes Mut Benefit Assn	56049	00000	
Enterprise Life Ins Co	89087	00707	UNITEDHEALTH GRP
Equitable Financial Life & Ann Co	62880	04965	EQUITABLE HOLDINGS INC GRP
Equitable Financial Life Ins Co of A	78077	04965	EQUITABLE HOLDINGS INC GRP
Equitrust Life Ins Co	62510	00000	
Erie Family Life Ins Co	70769	00213	ERIE INS GRP
Everence Assn Inc	57991	04616	EVERENCE GRP
Everence Ins Co	74209	04616	EVERENCE GRP
Evergreen Life Ins Co	83232	00000	
Family Benefit Life Ins Co	70742	04752	GREGG E ZAHN GRP
Family Heritage Life Ins Co Of Amer	77968	00290	GLOBE LIFE INC GRP
Family Liberty Life Ins Co	85928	00000	
Family Life Ins Co	63053	01117	MANHATTAN LIFE GRP
Family Security Life Ins Co Inc	75337	00000	
Family Serv Life Ins Co	74004	00429	GUARDIAN LIFE GRP
Farm Bureau Life Ins Co	63088	00513	IOWA FARM BUREAU GRP
Farm Bureau Life Ins Co Of MI	63096	00067	MICHIGAN FARM BUREAU GRP
Farm Bureau Life Ins Co Of MO	63118	00514	MISSOURI FARM BUREAU GRP
Farmers New World Life Ins Co	63177	00212	ZURICH INS GRP
Federal Life Ins Co	63223	04966	INSURANCE CAPITAL GRP

LIFE INSURANCE INDUSTRY

INDEX OF COMPANIES

Company Name	Individual Company Code	Group Code	Group Name
Federated Life Ins Co	63258	00007	FEDERATED MUT GRP
Fidelity & Guar Life Ins Co	63274	00670	FIDELITY NATL FIN INC GRP
Fidelity & Guar Life Ins Co of NY	69434	00670	FIDELITY NATL FIN INC GRP
Fidelity Investments Life Ins Co	93696	00981	FIDELITY INVESTMENT INS & ANN GRP
Fidelity Life Assn A Legal Reserve L	63290	00000	
Fidelity Security Life Ins Co	71870	00451	FIDELITY SECURITY GRP
Fidelity Security Life Ins Co of NY	67288	00451	FIDELITY SECURITY GRP
Fidelity Standard Life Ins Co	94790	04784	DG ELMORE GRP
Financial Amer Life Ins Co	71455	01279	ARCH INS GRP
Firemens Mut Aid & Benefit Assn	57754	00000	
First Allmerica Fin Life Ins Co	69140	03891	GLOBAL ATLANTIC GRP
First Assur Life Of Amer	94579	00905	THE LDS GRP
First Berkshire Hathaway Life Ins Co	11591	00031	BERKSHIRE HATHAWAY GRP
First British VT Reins Co II	14183	00872	BANNER LIFE GRP
First British VT Reins Co III	16482	00872	BANNER LIFE GRP
First Cath Slovak Ladies Assn USA	56332	00000	
First Cath Slovak Union Of US & CN	56340	00000	
First Command Life Ins Co	82007	00000	
First Continental Life & Acc	64696	04506	DENTAL ECONOMICS GRP
First Dimension Life Ins Co Inc	90492	00000	
First Guar Ins Co	84034	00454	SECURITY NATL GRP
First Hlth Life & Hlth Ins Co	90328	00001	CVS GRP
First Landmark Life Ins Co	74888	00000	
First Natl Life Ins Co Of USA	74233	00000	
First Penn Pacific Life Ins Co	67652	00020	LINCOLN NATL GRP
First Reliance Standard Life Ins Co	71005	03098	TOKIO MARINE HOLDINGS INC GRP
First Security Benefit Life & Ann	60084	04890	SBL HOLDINGS GRP
First Symetra Natl Life Ins Co of NY	78417	04855	SUMITOMO LIFE INS GRP
First Unum Life Ins Co	64297	00565	UNUM GRP
First Windish Frat Benefit Society	56642	00000	
Florida Combined Life Ins Co Inc	76031	00536	GUIDEWELL MUT HOLDING GRP
Foresters Life Ins Ann Co	63495	00000	
Forethought Life Ins Co	91642	03891	GLOBAL ATLANTIC GRP
Foundation Life Ins Co Of AR	83992	00000	
Fransisco Life Ins Co	89079	00040	FRANKLIN FIN CORP GRP
Freedom Life Ins Co Of Amer	62324	00707	UNITEDHEALTH GRP
Funeral Directors Life Ins Co	99775	00801	DIRECTORS INVESTMENT GRP
Funeral Directors Life Ins Co of LA	16617	00801	DIRECTORS INVESTMENT GRP

LIFE INSURANCE INDUSTRY

INDEX OF COMPANIES

Company Name	Individual Company Code	Group Code	Group Name
GBU Financial Life	56685	00000	
GCU	56693	00000	
GPM Hlth & Life Ins Co	67059	04712	GPM LIFE GRP
Garden State Life Ins Co	63657	00408	AMERICAN NATL FIN GRP
General Re Life Corp	86258	00031	BERKSHIRE HATHAWAY GRP
Genworth Ins Co	94072	04011	GENWORTH FIN GRP
Genworth Life & Ann Ins Co	65536	04011	GENWORTH FIN GRP
Genworth Life Ins Co	70025	04011	GENWORTH FIN GRP
Genworth Life Ins Co of NY	72990	04011	GENWORTH FIN GRP
Gerber Life Ins Co	70939	00836	WEST SOUTHERN GRP
Germania Life Ins Co	67920	00171	GERMANIA INS GRP
Gleaner Life Ins Society	56154	00000	
Globe Life & Accident Ins Co	91472	00290	GLOBE LIFE INC GRP
Globe Life Ins Co of NY	74101	00290	GLOBE LIFE INC GRP
Gmhp Hlth Ins Ltd	88560	00000	
Golden Gate Captive Ins Co	60234	00458	DAI-ICHI LIFE HOLDINGS INC GRP
Golden Rule Ins Co	62286	00707	UNITEDHEALTH GRP
Government Personnel Mut Life Ins Co	63967	04712	GPM LIFE GRP
Grand Lodge Benevolent Knights of A	56017	00000	
Grand Lodge of PA Order Sons of Ital	56677	00000	
Grange Life Ins Co	71218	00588	KANSAS CITY LIFE INS GRP
Great Amer Life Ins Co	63312	00084	AMERICAN FINANCIAL GRP
Great Southern Life Ins Co	90212	00449	FINANCIAL HOLDINGS GRP
Great W Life & Ann Ins Co	68322	00769	GREAT WEST GRP
Great W Life & Ann Ins Co of NY	79359	00769	GREAT WEST GRP
Great Western Ins Co	71480	03527	AMERICAN ENTERPRISE MUT GRP
Greater GA Life Ins Co	97217	00671	ANTHEM INC GRP
Greenfields Life Ins Co	14908	00513	IOWA FARM BUREAU GRP
Greenhouse Life Ins Co	80055	04639	RGA INC GRP
Griffin Leggett Burial Ins Co	84107	00000	
Guarantee Trust Life Ins Co	64211	00687	GUARANTEE TRUST GRP
Guaranty Income Life Ins Co	64238	04925	KUVARE GRP
Guardian Ins & Ann Co Inc	78778	00429	GUARDIAN LIFE GRP
Guardian Life Ins Co Of Amer	64246	00429	GUARDIAN LIFE GRP
Guggenheim Life & Ann Co	83607	00431	SAMMONS ENTERPRISES GRP
Gulf Guar Life Ins Co	77976	00948	GULF GUARANTY GRP
HCC Life Ins Co	92711	03098	TOKIO MARINE HOLDINGS INC GRP
HM Life Ins Co	93440	00812	HIGHMARK GRP

LIFE INSURANCE INDUSTRY

INDEX OF COMPANIES

Company Name	Individual Company Code	Group Code	Group Name
HM Life Ins Co Of NY	60213	00812	HIGHMARK GRP
Hannover Life Reassur Co of Amer	88340	00517	HANNOVER GRP
Harleysville Life Ins Co	64327	00140	NATIONWIDE CORP GRP
Hartford Life & Accident Ins Co	70815	00091	HARTFORD FIRE & CAS GRP
Hawkeye Life Ins Grp Inc	90255	00000	
Hawthorn Life Ins Co	82686	01323	HAWTHORN GRP
Haymarket Ins Co	15828	04824	ADVANTAGE CAPITAL GRP
Health Net Life Ins Co	66141	01295	CENTENE CORP GRP
Heartland Natl Life Ins Co	66214	00000	
Heritage Life Ins Co	64394	04903	CALTON HOLDINGS GRP
Hermann Sons Life	57444	00000	
Homesteaders Life Co	64505	00000	
Horace Mann Life Ins Co	64513	00300	HORACE MANN GRP
Humana Ins Co Of KY	60219	00119	HUMANA GRP
Humana Ins Co Of PR Inc	84603	00119	HUMANA GRP
IA Amer Life Ins Co	91693	00315	INDUSTRIAL ALLIANCE GRP
ISDA fraternal Assoc	56707	00000	
Idealife Ins Co	97764	00031	BERKSHIRE HATHAWAY GRP
Illinois Mut Life Ins Co	64580	00000	
Independence Ins Inc	60254	00936	INDEPENDENCE HLTH GRP INC GRP
Independence Life & Ann Co	64602	00549	SUN LIFE ASSUR CO OF CN GRP
Independent Life Ins Co	16354	00000	
Independent Order Of Foresters Us Br	58068	00000	
Independent Order Of Vikings	57509	00000	
Individual Assur Co Life Hlth & Acc	81779	00000	
Industrial Alliance Ins & Fin Serv I	14406	00315	INDUSTRIAL ALLIANCE GRP
Indy Hlth Ins Co	88820	00000	
Integrity Life Ins Co	74780	00836	WEST SOUTHERN GRP
International Amer Life Ins Co	82244	00000	
Intramercia Life Ins Co	64831	00008	ALLSTATE INS GRP
Investors Heritage Life Ins Co	64904	00000	
Investors Life Ins Co N Amer	63487	00449	FINANCIAL HOLDINGS GRP
Investors Preferred Life Ins Co	15313	00000	
Jackson Griffin Ins Co	84115	00000	
Jackson Natl Life Ins Co	65056	00918	JACKSON NATL GRP
Jackson Natl Life Ins Co Of NY	60140	00918	JACKSON NATL GRP
Jamestown Life Ins Co	97144	04011	GENWORTH FIN GRP
Jazz Reins Co	16156	04824	ADVANTAGE CAPITAL GRP

LIFE INSURANCE INDUSTRY

INDEX OF COMPANIES

Company Name	Individual Company Code	Group Code	Group Name
Jeff Davis Mortuary Benefit Assoc	69055	00000	
Jefferson Natl Life Ins Co	64017	00140	NATIONWIDE CORP GRP
Jefferson Natl Life Ins Co of NY	15727	00140	NATIONWIDE CORP GRP
John Alden Life Ins Co	65080	00019	ASSURANT INC GRP
John Hancock Life & Hlth Ins Co	93610	00904	JOHN HANCOCK GRP
John Hancock Life Ins Co USA	65838	00904	JOHN HANCOCK GRP
John Hancock Life Ins Co of NY	86375	00904	JOHN HANCOCK GRP
K Tenn Ins Co	16086	00000	
KJZT Family Life	57355	00000	
KSKJ Life Amer Slovenian Catholic Un	56227	00000	
Kansas City Life Ins Co	65129	00588	KANSAS CITY LIFE INS GRP
Kentucky Funeral Directors Life Ins	11133	00801	DIRECTORS INVESTMENT GRP
Kentucky Home Life Ins Co	60244	04703	KENTUCKY NATL INS GRP
Kilpatrick Life Ins Co	74918	00454	SECURITY NATL GRP
Knights Of Columbus	58033	00000	
Knights Of Peter Claver	57835	00000	
Ladies Pa Slovak Catholic Union	56715	00000	
Lafayette Life Ins Co	65242	00836	WEST SOUTHERN GRP
Landcar Life Ins Co	92274	00503	LANDCAR INS GRP
Landmark Life Ins Co	82252	00000	
Langhorne Reins AZ Ltd	71323	00000	
Leaders Life Ins Co	74799	00067	MICHIGAN FARM BUREAU GRP
Legacy Life Ins Co of MO	10236	00514	MISSOURI FARM BUREAU GRP
Lewer Life Ins Co	71595	00000	
Liberty Bankers Life Ins Co	68543	03436	LIBERTY LIFE GRP TRUST GRP
Liberty Natl Life Ins Co	65331	00290	GLOBE LIFE INC GRP
Life Assur Co Inc	85677	00000	
Life Assur Co Of Amer	75027	00000	
Life Ins Co Of AL	65412	00000	
Life Ins Co Of Boston & NY	78140	00581	BOSTON MUT GRP
Life Ins Co Of LA	75094	00000	
Life Ins Co Of N Amer	65498	00901	CIGNA HLTH GRP
Life Ins Co Of The Southwest	65528	00634	NATIONAL LIFE GRP
Life Of The South Ins Co	97691	04718	TIPTREE FIN GRP
Life of Amer Ins Co	81132	00520	NEW ERA LIFE GRP
LifeMap Assur Co	97985	01207	CAMBIA HEALTH SOLUTIONS INC
LifeSecure Ins Co	77720	00572	BCBS OF MI GRP
LifeShield Natl Ins Co	99724	02858	HOMESHIELD CAPITAL GRP

LIFE INSURANCE INDUSTRY

INDEX OF COMPANIES

Company Name	Individual Company Code	Group Code	Group Name
Lifecare Assur Co	91898	00000	
Lifewise Assur Co	94188	00962	PREMERA BLUE CROSS GRP
Lincoln Benefit Life Co	65595	04925	KUVARE GRP
Lincoln Heritage Life Ins Co	65927	00000	
Lincoln Life & Ann Co of NY	62057	00020	LINCOLN NATL GRP
Lincoln Life Assur Co of Boston	65315	00020	LINCOLN NATL GRP
Lincoln Natl Life Ins Co	65676	00020	LINCOLN NATL GRP
Lincoln Reins Co of SC	13028	00020	LINCOLN NATL GRP
Lincoln Reins Co of VT I	13693	00020	LINCOLN NATL GRP
Lincoln Reins Co of VT III	14116	00020	LINCOLN NATL GRP
Lincoln Reins Co of VT IV	14147	00020	LINCOLN NATL GRP
Lincoln Reins Co of VT VI	15854	00020	LINCOLN NATL GRP
Lincoln Reins Co of Vt V	15336	00020	LINCOLN NATL GRP
Lincoln Reins Co of Vt VII	16183	00020	LINCOLN NATL GRP
Locomotive Engineers & Conductors Mu	87920	00000	
Lombard Intl Life Assur Co	60232	04844	LIA HOLDINGS GRP
Lombard Intl Life Assur Co of NY	73059	04844	LIA HOLDINGS GRP
Longhorn Reins Co	16057	00634	NATIONAL LIFE GRP
Loyal Amer Life Ins Co	65722	00901	CIGNA HLTH GRP
Loyal Christian Benefit Assn	56758	00000	
Lumico Life Ins Co	73504	00181	SWISS RE GRP
Lumico Life ins Co of NY	16473	00181	SWISS RE GRP
Luso Amer Life Ins Society	57967	00000	
Lynbrook Re Inc	16585	04736	GGC GRP
M Life Ins Co	93580	00000	
MAPFRE Life Ins Co of PR	77054	00411	MAPFRE INS GRP
MCS Life Ins Co	60030	01301	MEDICAL CARD SYSTEM INC GRP
MML Bay State Life Ins Co	70416	00435	MASS MUT LIFE INS GRP
Madison Natl Life Ins Co Inc	65781	00450	GENEVE HOLDINGS INC GRP
Magnolia Guaranty Life Ins Co	75208	00612	CITIZENS GRP
Majestic Life Ins Co	75159	00000	
Manhattan Life Ins Co	65870	01117	MANHATTAN LIFE GRP
Manhattan Natl Life Ins Co	67083	00084	AMERICAN FINANCIAL GRP
ManhattanLife Assur Co of Amer	61883	01117	MANHATTAN LIFE GRP
Marquette Ind & Life Ins Co	87394	00000	
Massachusetts Mut Life Ins Co	65935	00435	MASS MUT LIFE INS GRP
MedAmerica Ins Co of FL	12967	01186	LIFETIME HLTHCARE GRP
MedAmerica Ins Co of NY	83437	01186	LIFETIME HLTHCARE GRP

LIFE INSURANCE INDUSTRY

INDEX OF COMPANIES

Company Name	Individual Company Code	Group Code	Group Name
MedMutual Life Ins Co	62375	00730	MEDICAL MUT OF OH GRP
Medamerica Ins Co	69515	01186	LIFETIME HLTHCARE GRP
Medical Benefits Mut Life Ins Co	74322	00000	
Medico Corp Life Ins Co	79987	03527	AMERICAN ENTERPRISE MUT GRP
Medico Ins Co	31119	03527	AMERICAN ENTERPRISE MUT GRP
Medico Life & Hlth Ins Co	65641	03527	AMERICAN ENTERPRISE MUT GRP
Members Life Ins Co	86126	00306	CUNA MUT GRP
Memorial Ins Co Of Amer	83798	00454	SECURITY NATL GRP
Memorial Life Ins Co	91499	00000	
Merit Life Ins Co	65951	04968	BRICKELL INS HOLDINGS LLC GRP
Metlife Reins Co of VT	13092	00241	METROPOLITAN GRP
Metropolitan Life Ins Co	65978	00241	METROPOLITAN GRP
Metropolitan Tower Life Ins Co	97136	00241	METROPOLITAN GRP
Mid West Natl Life Ins Co Of TN	66087	00707	UNITEDHEALTH GRP
Midland Natl Life Ins Co	66044	00431	SAMMONS ENTERPRISES GRP
Midwestern United Life Ins Co	66109	04832	VOYA FINANCIAL GRP
Mililani Life Ins Co Ltd	73989	00000	
Minnesota Life Ins Co	66168	00869	MINNESOTA MUT GRP
Modern Woodmen Of Amer	57541	00000	
Molina Hlthcare of TX Ins Co	13778	01531	MOLINA HEALTHCARE INC GRP
Monarch Life Ins Co	66265	00440	REGAL REINS GRP
Monitor Life Ins Co Of NY	81442	04719	AMFIRST HOLDINGS GRP
Mony Life Ins Co	66370	00458	DAI-ICHI LIFE HOLDINGS INC GRP
Motorists Life Ins Co	66311	00291	ENCOVA MUT INS GRP
Mountain Life Ins Co	80020	04703	KENTUCKY NATL INS GRP
Mulhearn Protective Ins Co	75485	00000	
Multinational Life Ins Co	72087	04804	MULTINATIONAL GRP
Munich Amer Reassur Co	66346	00361	MUNICH RE GRP
Munich Re US Life Corp	69604	00361	MUNICH RE GRP
Mutual Beneficial Assn Inc	56251	00000	
Mutual Of Amer Life Ins Co	88668	00000	
Mutual Of Omaha Ins Co	71412	00261	MUTUAL OF OMAHA GRP
Mutual Savings Life Ins Co	66397	00215	KEMPER CORP GRP
Mutual Trust Life Ins Co a Pan Amer	66427	00525	PAN AMER LIFE GRP
NTA Life Ins Co of New York	15320	00300	HORACE MANN GRP
NYLife Ins Co Of AZ	81353	00826	NEW YORK LIFE GRP
Nassau Life & Ann Co	93734	04736	GGC GRP
Nassau Life Ins Co	67814	04736	GGC GRP

LIFE INSURANCE INDUSTRY

INDEX OF COMPANIES

Company Name	Individual Company Code	Group Code	Group Name
Nassau Life Ins Co of KS	68284	04736	GGC GRP
Nassau Life Ins Co of TX	62359	04736	GGC GRP
National Benefit Life Ins Co	61409	04750	PRIMERICA GRP
National Catholic Soc Of Foresters	57568	00000	
National Council Junior Order United	56774	00000	
National Family Care Life Ins Co	86959	00000	
National Farm Life Ins Co	66532	02458	NATIONAL FARM LIFE INS GRP
National Farmers Union Life Ins Co	66540	00449	FINANCIAL HOLDINGS GRP
National Guardian Life Ins Co	66583	01211	NATIONAL GUARDIAN LIFE INS GRP
National Hlth Ins Co	82538	04928	NATIONAL GEN GRP
National Income Life Ins Co	10093	00290	GLOBE LIFE INC GRP
National Integrity Life Ins Co	75264	00836	WEST SOUTHERN GRP
National Life Ins Co	66680	00634	NATIONAL LIFE GRP
National Mut Benefit	56073	00000	
National Security Ins Co	66788	00316	NATIONAL SECURITY GRP
National Security Life & Ann Co	85472	00704	OHIO NATL LIFE GRP
National Slovak Society Of The Usa	56782	00000	
National Teachers Assoc Life Ins Co	87963	00300	HORACE MANN GRP
National Western Life Ins Co	66850	04941	NATIONAL WESTERN LIFE GRP
Nationwide Life & Ann Ins Co	92657	00140	NATIONWIDE CORP GRP
Nationwide Life Ins Co	66869	00140	NATIONWIDE CORP GRP
Natl Foundation Life Ins Co	98205	00707	UNITEDHEALTH GRP
Netcare Life & Hlth Ins Co	60246	00000	
New England Life Ins Co	91626	04932	BRIGHTHOUSE HOLDINGS GRP
New Era Life Ins Co	78743	00520	NEW ERA LIFE GRP
New Era Life Ins Co Of Midwest	69698	00520	NEW ERA LIFE GRP
New York Life Ins & Ann Corp	91596	00826	NEW YORK LIFE GRP
New York Life Ins Co	66915	00826	NEW YORK LIFE GRP
Niagara Life & Hlth Ins Co	12285	00661	BCBS OF SC GRP
Nippon Life Ins Co Of Amer	81264	00000	
North Amer Co Life & Hlth Ins	66974	00431	SAMMONS ENTERPRISES GRP
North Amer Ins Co	68349	00574	AMERCO CORP GRP
North Amer Natl Re Ins Co	60118	00000	
North Amer Swiss Alliance	56375	00000	
Northwestern Long Term Care Ins Co	69000	00860	NORTHWESTERN MUT GRP
Northwestern Mut Life Ins Co	67091	00860	NORTHWESTERN MUT GRP
Occidental Life Ins Co Of NC	67148	00315	INDUSTRIAL ALLIANCE GRP
Oceanview Life & Annuity Co	68446	00000	

LIFE INSURANCE INDUSTRY

INDEX OF COMPANIES

Company Name	Individual Company Code	Group Code	Group Name
Ohio Natl Life Assur Corp	89206	00704	OHIO NATL LIFE GRP
Ohio Natl Life Ins Co	67172	00704	OHIO NATL LIFE GRP
Ohio State Life Ins Co	67180	00000	
Old Amer Ins Co	67199	00588	KANSAS CITY LIFE INS GRP
Old Republic Life Ins Co	67261	00150	OLD REPUBLIC GRP
Old Spartan Life Ins Co Inc	65480	04709	SECURITY GRP
Old Surety Ins Co	16377	04922	ENTERPRISE INVESTMENTS GRP
Old Surety Life Ins Co	67326	04922	ENTERPRISE INVESTMENTS GRP
Old United Life Ins Co	76007	00031	BERKSHIRE HATHAWAY GRP
Omaha Ins Co	13100	00261	MUTUAL OF OMAHA GRP
Omaha Supplemental Ins Co	16537	00261	MUTUAL OF OMAHA GRP
Optimum Re Ins Co	88099	01167	OPTIMUM GRP
Optum Ins of OH Inc	69647	00707	UNITEDHEALTH GRP
Order of United Commercial Travelers	56383	00000	
Oxford Life Ins Co	76112	00574	AMERCO CORP GRP
Ozark Natl Life Ins Co	67393	04941	NATIONAL WESTERN LIFE GRP
PHL Variable Ins Co	93548	04736	GGC GRP
Pacific Century Life Ins Corp	93815	00000	
Pacific Guardian Life Ins Co Ltd	64343	01348	MEIJI YASUDA LIFE INS GRP
Pacific Life & Ann Co	97268	00709	PACIFIC LIFE GRP
Pacific Life Ins Co	67466	00709	PACIFIC LIFE GRP
Pacificare Life & Hlth Ins Co	70785	00707	UNITEDHEALTH GRP
Pan Amer Assur Co	93459	00525	PAN AMER LIFE GRP
Pan Amer Assur Co Intl Inc	13602	00525	PAN AMER LIFE GRP
Pan Amer Life Ins Co	67539	00525	PAN AMER LIFE GRP
Pan Amer Life Ins Co of PR	12952	00525	PAN AMER LIFE GRP
Park Avenue Life Ins Co	60003	00429	GUARDIAN LIFE GRP
Parker Centennial Assur Co	71099	00169	SENTRY INS GRP
PartnerRe Life Reins Co of Amer	74900	03483	PARTNERRE GRP
Patriot Life Ins Co	60099	01309	FRANKENMUTH GRP
Paul Revere Life Ins Co	67598	00565	UNUM GRP
Pavonia Life Ins Co NY	79340	04725	ENSTAR GRP
Pavonia Life Ins Co of MI	93777	04827	SOUTHLAND NATL HOLDING GRP
Pecan Re Inc	15916	00181	SWISS RE GRP
Pekin Life Ins Co	67628	00153	PEKIN INS GRP
Pellerin Life Ins Co	76317	03436	LIBERTY LIFE GRP TRUST GRP
Penn Ins & Ann Co	93262	00850	PENN MUT GRP
Penn Mut Life Ins Co	67644	00850	PENN MUT GRP

LIFE INSURANCE INDUSTRY

INDEX OF COMPANIES

Company Name	Individual Company Code	Group Code	Group Name
Performance Life Of Amer	97209	00905	THE LDS GRP
Philadelphia Amer Life Ins Co	67784	00520	NEW ERA LIFE GRP
Physicians Benefits Trust Life Ins	68519	02358	ISMIE GRP
Physicians Life Ins Co	72125	00367	PHYSICIANS MUT GRP
Physicians Mut Ins Co	80578	00367	PHYSICIANS MUT GRP
Pioneer Amer Ins Co	67873	00315	INDUSTRIAL ALLIANCE GRP
Pioneer Mut Life Ins Co	67911	00619	ONEAMERICA FIN PARTNERS GRP
Pioneer Security Life Ins Co	67946	00315	INDUSTRIAL ALLIANCE GRP
Plateau Ins Co	97152	00629	PLATEAU GRP
Police & Firemens Ins Assn	58009	00000	
Polish Beneficial Assn	56812	00000	
Polish Falcons Of Amer	56820	00000	
Polish Natl Alliance Us Of Na	57622	00000	
Polish Natl Union Of Amer	56839	00000	
Polish Roman Catholic Union Of Amer	57630	00000	
Popular Life Re	11876	00000	
Portuguese Fraternal Society of Amer	57940	00000	
Preferred Security Life Ins Co	60019	04784	DG ELMORE GRP
Preneed Reins Co of Amer	11155	01211	NATIONAL GUARDIAN LIFE INS GRP
Presidential Life Ins Co	76538	00000	
Primerica Life Ins Co	65919	04750	PRIMERICA GRP
Principal Life Ins Co	61271	00332	PRINCIPAL FIN GRP
Principal Life Ins Co Iowa	13077	00332	PRINCIPAL FIN GRP
Principal Natl Life Ins Co	71161	00332	PRINCIPAL FIN GRP
ProTec Ins Co	15297	00115	DELTA DENTAL PLAN OF IL GRP
Professional Ins Co	68047	00549	SUN LIFE ASSUR CO OF CN GRP
Professional Life & Cas Co	68063	04903	CALTON HOLDINGS GRP
Protective Life & Annuity Ins Co	88536	00458	DAI-ICHI LIFE HOLDINGS INC GRP
Protective Life Ins Co	68136	00458	DAI-ICHI LIFE HOLDINGS INC GRP
Providence Assn Ukranian Catholics	56863	00000	
Provident Amer Ins Co	68179	00000	
Provident Amer Life & Hlth Ins Co	67903	00901	CIGNA HLTH GRP
Provident Life & Accident Ins Co	68195	00565	UNUM GRP
Provident Life & Cas Ins Co	68209	00565	UNUM GRP
Pruco Life Ins Co	79227	00304	PRUDENTIAL OF AMER GRP
Pruco Life Ins Co Of NJ	97195	00304	PRUDENTIAL OF AMER GRP
Prudential Ann Life Assur Corp	86630	00304	PRUDENTIAL OF AMER GRP
Prudential Ins Co Of Amer	68241	00304	PRUDENTIAL OF AMER GRP

LIFE INSURANCE INDUSTRY

INDEX OF COMPANIES

Company Name	Individual Company Code	Group Code	Group Name
Prudential Legacy Ins Co of NJ	13809	00304	PRUDENTIAL OF AMER GRP
Prudential Retirement Ins & Ann Co	93629	00304	PRUDENTIAL OF AMER GRP
Puritan Life Ins Co	68071	04903	CALTON HOLDINGS GRP
Puritan Life Ins Co of Amer	71390	04903	CALTON HOLDINGS GRP
RGA Reins Co	93572	04639	RGA INC GRP
Rabenhurst Life Ins Co	76767	03436	LIBERTY LIFE GRP TRUST GRP
Regal Life Of Amer Ins Co	82392	01339	CROY HALL MGMT GRP
Regal Reins Co	74920	00440	REGAL REINS GRP
Reinsurance Co Of MO Inc	89004	04639	RGA INC GRP
Reliable Life Ins Co	68357	00215	KEMPER CORP GRP
Reliable Life Ins Co	76805	00000	
Reliable Serv Ins Co	69400	00000	
Reliance Standard Life Ins Co	68381	03098	TOKIO MARINE HOLDINGS INC GRP
Reliance Standard Life Ins Co of TX	66575	03098	TOKIO MARINE HOLDINGS INC GRP
Reliastar Life Ins Co	67105	04832	VOYA FINANCIAL GRP
Reliastar Life Ins Co Of NY	61360	04832	VOYA FINANCIAL GRP
Renaissance Life & Hlth Ins Co of Am	61700	00477	RENAISSANCE HLTH SERV CORP GRP
Renaissance Life & Hlth Ins Co of NY	15638	00477	RENAISSANCE HLTH SERV CORP GRP
Reserve Natl Ins Co	68462	00215	KEMPER CORP GRP
Resource Life Ins Co	61506	00233	CNO FINANCIAL GRP
RiverSource Life Ins Co	65005	00004	AMERIPRISE FIN GRP
Rivermont Life Ins Co I	13219	04011	GENWORTH FIN GRP
Riversource Life Ins Co Of NY	80594	00004	AMERIPRISE FIN GRP
Royal Neighbors Of Amer	57657	00000	
Royal State Natl Ins Co Ltd	68551	00000	
Royalty Capital Life Ins Co	61573	04752	GREGG E ZAHN GRP
Rush Life Ins Co	74470	01131	GREAT CENTRAL INS GRP
Russian Brotherhood Org USA	56871	00000	
Rx Life Ins Co	90247	04903	CALTON HOLDINGS GRP
S USA Life Ins Co Inc	60183	04947	PROSPERITY LIFE INS GRP
SBLI Re LLC	13133	04553	SAVINGS BANK LIFE GRP
SBLI USA Life Ins Co Inc	60176	04947	PROSPERITY LIFE INS GRP
SBLI Vt Re LLC	14148	04553	SAVINGS BANK LIFE GRP
SCOR Global Life Amer Reins Co	64688	00749	SCOR GRP
SCOR Global Life USA Reins Co	97071	00749	SCOR GRP
SECURICO LIFE INS CO	66516	00000	
SILAC Ins Co	62952	04888	STERLING FINANCIAL INS GRP INC
SPJST	57436	00000	

LIFE INSURANCE INDUSTRY

INDEX OF COMPANIES

Company Name	Individual Company Code	Group Code	Group Name
SWBC Life Ins Co	99538	00000	
Sagicor Life Ins Co	60445	00000	
Sand Lake Re Inc	15887	00517	HANNOVER GRP
Scor Global Life Re Ins Co of DE	87017	00749	SCOR GRP
Secu Life Ins Co	14924	00000	
Securian Life Ins Co	93742	00869	MINNESOTA MUT GRP
Security Benefit Life Ins Co	68675	04890	SBL HOLDINGS GRP
Security Life Of Denver Ins Co	68713	04832	VOYA FINANCIAL GRP
Security Mut Life Ins Co Of NY	68772	00000	
Security Natl Life Ins Co	69485	00454	SECURITY NATL GRP
Security Plan Life Ins Co	60076	00612	CITIZENS GRP
Selected Funeral & Life Ins Co	83836	00000	
Senior Life Ins Co	78662	04955	POWELL INS GRP
Senior Life Ins Co of TX	87661	04955	POWELL INS GRP
Sentinel Amer Life Ins Co	77119	00429	GUARDIAN LIFE GRP
Sentinel Security Life Ins Co	68802	04824	ADVANTAGE CAPITAL GRP
Sentry Life Ins Co	68810	00169	SENTRY INS GRP
Sentry Life Ins Co Of NY	68829	00169	SENTRY INS GRP
Serb Natl Federation	56936	00000	
Settlers Life Ins Co	97241	01211	NATIONAL GUARDIAN LIFE INS GRP
Shelter Life Ins Co	65757	00123	SHELTER INS GRP
ShelterPoint Life Ins Co	81434	04803	SHELTERPOINT GRP INC
Shelterpoint Ins Co	89958	04803	SHELTERPOINT GRP INC
Shenandoah Life Ins Co	68845	04947	PROSPERITY LIFE INS GRP
Sheridan Life Ins Co	98868	00132	WICHITA NATL LIFE GRP
Sixth Ave Reins Co	16485	04890	SBL HOLDINGS GRP
Slovak Catholic Sokol	57193	00000	
Slovene Natl Benefit Society	57673	00000	
Smith Burial & Life Ins Co	84069	00654	SOUTHERN FIDELITY GRP
Sons Of Norway	57142	00000	
Southern Atlantic Re Inc	16732	04824	ADVANTAGE CAPITAL GRP
Southern Farm Bureau Life Ins Co	68896	00000	
Southern Fidelity Life Ins Co	84077	00654	SOUTHERN FIDELITY GRP
Southern Financial Life Ins Co	60242	04718	TIPTREE FIN GRP
Southern Financial Life Ins Co	69418	00000	
Southern Life & Hlth Ins Co	88323	00450	GENEVE HOLDINGS INC GRP
Southern Natl Life Ins Co Inc	60009	00438	LOUISIANA HLTH SERV GRP
Southern Security Life Ins Co Inc	75531	00454	SECURITY NATL GRP

LIFE INSURANCE INDUSTRY

INDEX OF COMPANIES

Company Name	Individual Company Code	Group Code	Group Name
Southwest Serv Life Ins Co	82430	01339	CROY HALL MGMT GRP
Standard Ins Co	69019	01348	MEIJI YASUDA LIFE INS GRP
Standard Life & Accident Ins Co	86355	00408	AMERICAN NATL FIN GRP
Standard Life & Cas Ins Co	71706	00000	
Standard Life Ins Co Of NY	89009	01348	MEIJI YASUDA LIFE INS GRP
Standard Security Life Ins Co Of NY	69078	00450	GENEVE HOLDINGS INC GRP
Starmount Life Ins Co	68985	00565	UNUM GRP
State Farm Hlth Ins Co	94498	00176	STATE FARM GRP
State Farm Life & Accident Asr Co	69094	00176	STATE FARM GRP
State Farm Life Ins Co	69108	00176	STATE FARM GRP
State Life Ins Co	69116	00619	ONEAMERICA FIN PARTNERS GRP
State Life Ins Fund	70599	00000	
State Mut Ins Co	69132	00000	
Sterling Investors Life Ins Co	89184	04888	STERLING FINANCIAL INS GRP INC
Sterling Life Ins Co	77399	00901	CIGNA HLTH GRP
Sterling Nat Life Ins Co Inc	91785	04888	STERLING FINANCIAL INS GRP INC
Structured Ann Reins Co	15306	04734	APOLLO GLOBAL MGMT GRP
Sun Life & Hlth Ins Co	80926	00549	SUN LIFE ASSUR CO OF CN GRP
Sunset Life Ins Co Of Amer	69272	00588	KANSAS CITY LIFE INS GRP
Supreme Council The Royal Arcanum	58181	00000	
Surency Life & Hlth Ins Co	13175	04638	DELTA DENTAL OF KS GRP
Surety Life & Cas Ins Co	69329	00000	
Surety Life Ins Co	69310	00000	
Swiss Re Life & Hlth Amer Inc	82627	00181	SWISS RE GRP
Symetra Life Ins Co	68608	04855	SUMITOMO LIFE INS GRP
Symetra Natl Life Ins Co	90581	04855	SUMITOMO LIFE INS GRP
TIAA Cref Life Ins Co	60142	01216	TIAA FAMILY GRP
TJM Life Ins Co	87823	00000	
TRIPLE S BLUE	61158	04802	TRIPLE S GRP
Talcott Resolution Intl Life Reassur	93505	04926	HOPMEADOW HOLDINGS GRP
Talcott Resolution Life & Ann Ins Co	71153	04926	HOPMEADOW HOLDINGS GRP
Talcott Resolution Life Ins Co	88072	04926	HOPMEADOW HOLDINGS GRP
Teachers Ins & Ann Assoc Of Amer	69345	01216	TIAA FAMILY GRP
Tennessee Farmers Life Ins Co	82759	00694	TENNESSEE FARMERS GRP
Texas Directors Life Ins Co	99546	04712	GPM LIFE GRP
Texas Life Ins Co	69396	04213	WILTON RE GRP
Texas Republic Life Ins Co	16006	04752	GREGG E ZAHN GRP
Texas Serv Life Ins Co	83160	00000	

LIFE INSURANCE INDUSTRY

INDEX OF COMPANIES

Company Name	Individual Company Code	Group Code	Group Name
The Cincinnati Life Ins Co	76236	00244	CINCINNATI FIN GRP
The Savings Bank Mut Life Ins Co of	70435	04553	SAVINGS BANK LIFE GRP
Thrivent Financial For Lutherans	56014	00000	
Tier One Ins Co	92908	00370	AFLAC GRP
Time Ins Co	69477	00000	
Town & Country Life Ins Co	77674	00000	
Trans City Life Ins Co	77690	00000	
Trans Oceanic Life Ins Co	69523	04970	TRANS OCEANIC GRP INC
Trans Western Life Ins Co	99473	00454	SECURITY NATL GRP
Trans World Assur Co	69566	04877	TWA & AMFI CORP GRP
Transamerica Financial Life Ins Co	70688	00468	AEGON US HOLDING GRP
Transamerica Life Ins Co	86231	00468	AEGON US HOLDING GRP
Transamerica Premier Life Ins Co	66281	00468	AEGON US HOLDING GRP
Travelers Protective Assn Of Amer	56006	00000	
Trinity Life Ins Co	60227	04752	GREGG E ZAHN GRP
Triple S Vida Inc	73814	04802	TRIPLE S GRP
Trustmark Ins Co	61425	00276	TRUSTMARK MUT HOLDING CO GRP
Trustmark Life Ins Co	62863	00276	TRUSTMARK MUT HOLDING CO GRP
Trustmark Life Ins Co of NY	13653	00276	TRUSTMARK MUT HOLDING CO GRP
UBS Life Ins Co USA	67423	00000	
UNIVERSAL LIFE INS CO	60041	00071	UNIVERSAL INS CO GRP
US Alliance Life & Security Co	14165	04900	US ALLIANCE CORP GRP
US Alliance Life & Security Co MT	92428	04900	US ALLIANCE CORP GRP
US Br Great West Life Assur Co	80705	00769	GREAT WEST GRP
US Br Sun Life Assur Co of Canada	80802	00549	SUN LIFE ASSUR CO OF CN GRP
US Business of Canada Life Assur Co	80659	00769	GREAT WEST GRP
US Business of London Life Ins Co	83550	00769	GREAT WEST GRP
US Financial Life Ins Co	84530	04903	CALTON HOLDINGS GRP
USA Ins Co	83666	00000	
USA Life One Ins Co Of IN	70955	00000	
USAA Life Ins Co	69663	00200	UNITED SERV AUTOMOBILE ASSN GRP
USAA Life Ins Co Of NY	60228	00200	UNITED SERV AUTOMOBILE ASSN GRP
USAbLe Life	94358	00876	ARKANSAS BCBS GRP
USIC Life Ins Co	11067	03593	USIC GRP
UTIC Ins Co	81531	00570	BCBS OF AL GRP
Ukrainian Natl Assn Inc	57215	00000	
Unicare Life & Hlth Ins Co	80314	00671	ANTHEM INC GRP
Unified Life Ins Co	11121	00000	

LIFE INSURANCE INDUSTRY

INDEX OF COMPANIES

Company Name	Individual Company Code	Group Code	Group Name
Unimerica Ins Co	91529	00707	UNITEDHEALTH GRP
Unimerica Life Ins Co of NY	11596	00707	UNITEDHEALTH GRP
Union Fidelity Life Ins Co	62596	00350	GENERAL ELECTRIC GRP
Union Labor Life Ins Co	69744	00781	UNION LABOR GRP
Union Natl Life Ins Co	69779	00215	KEMPER CORP GRP
Union Security Ins Co	70408	00019	ASSURANT INC GRP
Union Security Life Ins Co of NY	81477	00019	ASSURANT INC GRP
United Amer Ins Co	92916	00290	GLOBE LIFE INC GRP
United Assur Life Ins Co	90387	01339	CROY HALL MGMT GRP
United Benefit Life Ins Co	65269	00901	CIGNA HLTH GRP
United Farm Family Life Ins Co	69892	00542	INDIANA FARM BUREAU GRP
United Fidelity Life Ins Co	87645	00449	FINANCIAL HOLDINGS GRP
United Funeral Benefit Life Ins Co	79502	01323	HAWTHORN GRP
United Funeral Directors Benefit Lif	77194	01323	HAWTHORN GRP
United Heritage Life Ins Co	63983	02878	UNITED HERITAGE MUT GRP
United Home Life Ins Co	69922	00542	INDIANA FARM BUREAU GRP
United Ins Co Of Amer	69930	00215	KEMPER CORP GRP
United Life Ins Co	69973	04925	KUVARE GRP
United Natl Life Ins Co Of Amer	92703	00687	GUARANTEE TRUST GRP
United Of Omaha Life Ins Co	69868	00261	MUTUAL OF OMAHA GRP
United Security Assur Co Of PA	42129	00000	
United States Letter Carriers Mut Be	56456	00000	
United States Life Ins Co in the Cit	70106	00012	AMERICAN INTL GRP
United Transportation Union Ins Assn	56413	00000	
United World Life Ins Co	72850	00261	MUTUAL OF OMAHA GRP
UnitedHealthcare Ins Co	79413	00707	UNITEDHEALTH GRP
UnitedHealthcare Life Ins Co	97179	00707	UNITEDHEALTH GRP
Unity Financial Life Ins Co	63819	00000	
Univantage Ins Co	60104	01147	WORKERS COMP FUND GRP
Universal Fidelity Life Ins Co	70122	00000	
Universal Guar Life Ins Co	70130	00000	
Unum Ins Co	67601	00565	UNUM GRP
Unum Life Ins Co Of Amer	62235	00565	UNUM GRP
Upstream Life Ins Co	78093	00000	
Vantis Life Ins Co	68632	00850	PENN MUT GRP
VantisLife Ins Co of NY	13588	00850	PENN MUT GRP
Variable Ann Life Ins Co	70238	00012	AMERICAN INTL GRP
Venerable Ins & Ann Co	80942	04734	APOLLO GLOBAL MGMT GRP

LIFE INSURANCE INDUSTRY

INDEX OF COMPANIES

Company Name	Individual Company Code	Group Code	Group Name
Versant Life Ins Co	93650	00905	THE LDS GRP
Vidalia Re Inc	15517	04750	PRIMERICA GRP
Voya Retirement Ins & Ann Co	86509	04832	VOYA FINANCIAL GRP
Washington Natl Ins Co	70319	00233	CNO FINANCIAL GRP
Wea Ins Corp	72273	04939	WEA GRP
West Coast Life Ins Co	70335	00458	DAI-ICHI LIFE HOLDINGS INC GRP
Western & Southern Life Ins Co	70483	00836	WEST SOUTHERN GRP
Western Amer Life Ins Co	80993	00526	MAXIMUM CORP GRP
Western Catholic Union	57711	00000	
Western Fraternal Life Assn	58017	00000	
Western Southern Life Assur Co	92622	00836	WEST SOUTHERN GRP
Western United Life Assur Co	85189	01117	MANHATTAN LIFE GRP
Wichita Natl Life Ins Co	70548	00132	WICHITA NATL LIFE GRP
Wilcac Life Ins Co	62413	04213	WILTON RE GRP
Wilco Life Ins Co	65900	04213	WILTON RE GRP
William Penn Assn	57010	00000	
William Penn Life Ins Co Of NY	66230	00872	BANNER LIFE GRP
Williams Progressive Life & Acc I C	78344	00000	
Wilton Reassur Co	66133	04213	WILTON RE GRP
Wilton Reassur Life Co of NY	60704	04213	WILTON RE GRP
Windsor Life Ins Co	65960	01167	OPTIMUM GRP
Womans Life Ins Society	56170	00000	
Woodmen World Life Ins Soc	57320	00000	
Workmens Benefit Fund Of The USA	57290	00000	
Wsa Fraternal Life	56480	00000	
Zurich Amer Life Ins Co	90557	00212	ZURICH INS GRP
Zurich Amer Life Ins Co of NY	14178	00212	ZURICH INS GRP

Workers' Compensation Supplement

LIFE INSURANCE INDUSTRY AGGREGATES

ANNUAL STATEMENT FOR THE YEAR 2019 OF THE

WORKERS' COMPENSATION CARVE-OUT SUPPLEMENT

Supp21

UNDERWRITING AND INVESTMENT EXHIBIT

(000's Not Omitted)

PART 1 - PREMIUMS EARNED

Line of Business	1 Net Premiums Written	2 Unearned Premiums Dec. 31 Prior Year	3 Unearned Premiums Dec 31 Current Year	4 Premiums Earned During Year (Cols. 1 + 2 - 3)
1. Workers Compensation Carve-Out	95,030	550,000	550,000	95,030

PART 2 - PREMIUMS WRITTEN

Line of Business	Reinsurance Assumed		Reinsurance Ceded		5 Net Premiums Written (Cols. 1 + 2 - 3 - 4)
	1 From Affiliates	2 From Non-Affiliates	3 To Affiliates	4 To Non-Affiliates	
1. Workers Compensation Carve-Out	0	4,011,230	3,916,740	(540)	95,030

PART 3 - LOSSES PAID AND INCURRED

Line of Business	Losses Paid			4 Net Losses Unpaid Current Year	5 Net Losses Unpaid Prior Year	6 Losses Incurred Current Year (Cols 3 + 4 - 5)	7 Percentage of Losses Incurred to Premiums Earned
	1 Reinsurance Assumed	2 Reinsurance Recovered	3 Net Payments (Cols 1 - 2)				
1. Workers Compensation Carve-Out	40,568,289	24,756,239	15,812,050	265,699,131	318,227,853	(36,716,673)	(38,636.9)

PART 4 - UNPAID LOSSES AND LOSS ADJUSTMENT EXPENSES

Line of Business	Reported Losses			Incurred But Not Reported		6 Net Losses Unpaid (Cols 3 + 4 - 5)	7 Unpaid Loss Adjustment Expenses
	1 Reinsurance Assumed	2 Deduct Rein. Recoverable from Authorized and Unauthorized Companies	3 Net Losses Excl. Incurred but not Rpt (Cols 1 - 2)	4 Reinsurance Assumed	5 Reinsurance Ceded		
1. Workers Compensation Carve-Out	419,337,821	256,842,889	162,494,932	190,688,200	87,484,003	265,699,130	601,775

LIFE INSURANCE INDUSTRY AGGREGATES

ANNUAL STATEMENT FOR THE YEAR 2019 OF THE

WORKERS' COMPENSATION CARVE-OUT SUPPLEMENT

Supp23

SCHEDULE P - PART 1

(\$000 omitted)

Years in Which Premiums Were Earned and Losses Were Incurred	Premiums Earned			Loss and Loss Expense Payments							12 Number of Claims Reported- Assumed	
	1 Assumed	2 Ceded	3 Net (1-2)	Loss Payments		Defense and Cost Containment Payments		Adjusting and Other Payments		10 Subrogation Received		11 Total Net Paid (4-5+6 -7+8-9)
				4	5	6	7	8	9			
				Assumed	Ceded	Assumed	Ceded	Assumed	Ceded			
01. Prior	XXX	XXX	XXX	1,616,521	755,609	4,261	0	159	115	0	865,216	XXX
02. 2010	12,655	114,598	-101,943	2,571	0	28	0	0	0	0	2,599	7
03. 2011	3,172	73,414	-70,242	-1,273	0	4	0	0	0	0	-1,269	4
04. 2012	18,229	9,277	8,952	121	0	11	0	0	0	0	132	6
05. 2013	14,807	16,098	-1,291	308	0	13	0	0	0	0	321	10
06. 2014	-46,822	-36,484	-10,338	315	0	12	0	0	0	0	327	13
07. 2015	107,184	112,607	-5,423	119	0	0	0	0	0	0	119	7
08. 2016	32,633	-11,385	44,018	29	0	0	0	0	0	0	29	0
09. 2017	48,331	2,629	45,702	15	0	0	0	0	0	0	15	1
10. 2018	6,189	5,728	461	33	0	0	0	0	0	0	33	0
11. 2019	5,110	5,039	71	33	0	0	0	0	0	0	33	1
12. Totals	XXX	XXX	XXX	1,618,792	755,609	4,329	0	159	115	0	867,555	XXX

	Losses Unpaid				Defense and Cost Containment Unpaid				Adjusting and Other Unpaid		23 Subrogation Anticipated	24 Total Net Losses and Expenses Unpaid	25 Number of Claims Outstanding Assumed
	Case Basis		Bulk + IBNR		Case Basis		Bulk + IBNR		21	22			
	13	14	15	16	17	18	19	20					
	Assumed	Ceded	Assumed	Ceded	Assumed	Ceded	Assumed	Ceded					
01. Prior	428,858	270,031	234,029	113,045	106	84	566	54	0	0	0	280,346	23,876
02. 2010	86	0	47	0	0	0	0	0	0	0	0	133	4
03. 2011	7	0	31	0	0	0	0	0	0	0	0	38	1
04. 2012	27	0	39	0	4	0	5	0	0	0	0	75	1
05. 2013	134	0	78	0	12	0	7	0	0	0	0	231	4
06. 2014	206	0	151	0	13	0	9	0	0	0	0	379	5
07. 2015	13	0	90	0	2	0	15	0	0	0	0	120	6
08. 2016	0	0	0	0	0	0	0	0	0	0	0	0	0
09. 2017	243	243	0	0	0	0	0	0	0	0	0	0	1
10. 2018	0	0	52	52	0	0	0	0	0	0	0	0	0
11. 2019	0	0	1,032	656	0	0	0	0	0	0	0	376	193
12. Totals	429,574	270,274	235,549	113,753	137	84	602	54	0	0	0	281,698	24,091

	Total Losses and Loss Expenses Incurred			Loss and Loss Expense Percentage (Incurred/Premiums Earned)			Nontabular Discount		34 Inter- Company Pooling Participation Percentage	Net Balance Sheet Reserves After Discount	
	26	27	28	29	30	31	32	33		35	36
	Assumed	Ceded	Net	Assumed	Ceded	Net	Loss	Loss Expense		Losses Unpaid	Loss Expenses Unpaid
01. Prior	XXX	XXX	XXX	XXX	XXX	XXX	15,399	0	XXX	264,413	535
02. 2010	30,917	28,185	2,732	244.31	24.59	-2.68	0	0	0	133	0
03. 2011	-1,231	0	-1,231	-38.81	0.00	1.75	0	0	0	38	0
04. 2012	207	0	207	1.14	0.00	2.31	0	0	0	66	9
05. 2013	553	0	553	3.73	0.00	-42.84	0	0	0	212	19
06. 2014	707	0	707	-1.51	0.00	-6.84	0	0	0	357	22
07. 2015	239	0	239	0.22	0.00	-4.41	0	0	0	103	17
08. 2016	29	0	29	0.09	0.00	0.07	0	0	0	0	0
09. 2017	258	243	15	0.53	9.24	0.03	0	0	0	0	0
10. 2018	85	52	33	1.37	0.91	7.16	0	0	0	0	0
11. 2019	1,065	656	409	20.84	13.02	576.06	0	0	0	376	0
12. Totals	XXXX	XXXX	XXXX	XXXX	XXXX	XXXX	15,399	0	XXXX	265,698	602

LIFE INSURANCE INDUSTRY AGGREGATES

ANNUAL STATEMENT FOR THE YEAR 2019 OF THE

Supp24

WORKERS' COMPENSATION CARVE-OUT SUPPLEMENT

SCHEDULE P - PART 2

Years in Which Losses Were Incurred	Incurred Net Losses and Defense and Cost Containment Expenses Reported at Year End (\$000 Omitted)										Development	
	1 2010	2 2011	3 2012	4 2013	5 2014	6 2015	7 2016	8 2017	9 2018	10 2019	11 One Year	12 Two Year
01. Prior	2,082,677	1,546,241	1,662,235	1,838,729	2,281,218	2,684,463	3,014,387	3,889,480	4,434,824	4,297,141	(137,682)	407,661
02. 2010	8,562	2,404	2,389	2,503	2,596	2,710	2,662	2,896	2,741	2,732	(9)	(164)
03. 2011	XXX	(171)	(1,276)	(1,306)	(1,255)	(1,243)	(1,183)	(1,165)	(1,228)	(1,231)	(3)	(66)
04. 2012	XXX	XXX	603	60	90	180	264	288	210	207	(3)	(81)
05. 2013	XXX	XXX	XXX	786	313	583	613	832	613	553	(60)	(279)
06. 2014	XXX	XXX	XXX	XXX	849	743	833	893	773	707	(66)	(186)
07. 2015	XXX	XXX	XXX	XXX	XXX	703	329	329	269	239	(30)	(90)
08. 2016	XXX	XXX	XXX	XXX	XXX	XXX	443	29	29	29	0	0
09. 2017	XXX	XXX	XXX	XXX	XXX	XXX	XXX	405	15	15	0	(390)
10. 2018	XXX	XXX	XXX	XXX	XXX	XXX	XXX	XXX	409	33	(376)	XXX
11. 2019	XXX	XXX	XXX	XXX	XXX	XXX	XXX	XXX	XXX	409	XXX	XXX
12. Total											(138,229)	406,405

SCHEDULE P - PART 3

Years in Which Losses Were Incurred	Cumulative Paid Net Losses and Defense and Cost Containment Expenses Reported At Year End (\$000 Omitted)										11	12
	1 2010	2 2011	3 2012	4 2013	5 2014	6 2015	7 2016	8 2017	9 2018	10 2019	No. of Claims Closed with Loss Payment	No. of Claims Closed w/o Loss Payment
01. Prior	XXX	994,109	860,086	1,322,025	1,760,752	2,219,808	2,697,906	3,594,916	4,160,050	4,066,912	285,938	5,811
02. 2010	2,239	2,314	2,252	2,273	2,316	2,455	2,498	2,533	2,586	2,599	3	0
03. 2011	XXX	(1,336)	(1,336)	(1,336)	(1,336)	(1,330)	(1,280)	(1,252)	(1,271)	(1,269)	3	0
04. 2012	XXX	XXX	(150)	(150)	(145)	11	95	136	87	132	5	0
05. 2013	XXX	XXX	XXX	103	103	110	164	247	294	321	6	0
06. 2014	XXX	XXX	XXX	XXX	53	53	82	166	254	327	8	0
07. 2015	XXX	XXX	XXX	XXX	XXX	119	119	121	119	119	1	0
08. 2016	XXX	XXX	XXX	XXX	XXX	XXX	29	29	29	29	0	0
09. 2017	XXX	XXX	XXX	XXX	XXX	XXX	XXX	15	15	15	0	0
10. 2018	XXX	XXX	XXX	XXX	XXX	XXX	XXX	XXX	33	33	0	0
11. 2019	XXX	XXX	XXX	XXX	XXX	XXX	XXX	XXX	XXX	33	0	0

LIFE INSURANCE INDUSTRY AGGREGATES

ANNUAL STATEMENT FOR THE YEAR 2019 OF THE

Supp25

WORKERS' COMPENSATION CARVE-OUT SUPPLEMENT

SCHEDULE P - PART 4

Years in Which Losses Were Incurred	Bulk and IBNR Reserves on Net Losses and Defense and Cost Containment Expenses Reported at Year End (000's omitted)									
	1 2010	2 2011	3 2012	4 2013	5 2014	6 2015	7 2016	8 2017	9 2018	10 2019
01. Prior	393,502	333,494	248,111	290,854	283,454	253,149	166,995	151,379	170,235	112,757
02. 2010	109	44	16	38	23	59	28	76	54	47
03. 2011	XXX	89	38	18	40	27	23	47	34	31
04. 2012	XXX	XXX	146	31	14	80	51	98	35	44
05. 2013	XXX	XXX	XXX	205	103	198	86	67	93	86
06. 2014	XXX	XXX	XXX	XXX	223	308	144	103	132	161
07. 2015	XXX	XXX	XXX	XXX	XXX	146	124	94	150	105
08. 2016	XXX	XXX	XXX	XXX	XXX	XXX	0	0	0	0
09. 2017	XXX	XXX	XXX	XXX	XXX	XXX	XXX	0	0	0
10. 2018	XXX	XXX	XXX	XXX	XXX	XXX	XXX	XXX	0	0
11. 2019	XXX	XXX	XXX	XXX	XXX	XXX	XXX	XXX	XXX	0

SCHEDULE P - PART 5 - Section 1

Years in Which Premiums Were Earned and Losses Were Incurred	Cumulative Number of Claims Closed With Loss Payment Assumed at Year End									
	1 2010	2 2011	3 2012	4 2013	5 2014	6 2015	7 2016	8 2017	9 2018	10 2019
01. Prior	260,619	266,124	296,315	295,337	357,403	357,619	346,658	346,127	346,119	346,145
02. 2010	0	0	0	0	1	2	3	3	3	3
03. 2011	XXX	0	0	0	0	0	3	4	3	3
04. 2012	XXX	XXX	0	0	1	2	5	6	4	5
05. 2013	XXX	XXX	XXX	0	0	0	2	3	5	6
06. 2014	XXX	XXX	XXX	XXX	0	0	1	4	7	8
07. 2015	XXX	XXX	XXX	XXX	XXX	0	0	1	1	1
08. 2016	XXX	XXX	XXX	XXX	XXX	XXX	0	0	0	0
09. 2017	XXX	XXX	XXX	XXX	XXX	XXX	XXX	0	0	0
10. 2018	XXX	XXX	XXX	XXX	XXX	XXX	XXX	XXX	0	0
11. 2019	XXX	XXX	XXX	XXX	XXX	XXX	XXX	XXX	XXX	0

SCHEDULE P - PART 5 - Section 2

Years in Which Premiums Were Earned and Losses Were Incurred	Number of Assumed Claims Outstanding at Year End									
	1 2010	2 2011	3 2012	4 2013	5 2014	6 2015	7 2016	8 2017	9 2018	10 2019
01. Prior	51,408	43,679	9,967	7,578	6,236	5,764	4,703	4,565	4,385	23,795
02. 2010	1	4	6	7	5	6	4	6	4	4
03. 2011	XXX	2	2	2	3	4	3	2	1	1
04. 2012	XXX	XXX	1	3	2	3	3	3	2	1
05. 2013	XXX	XXX	XXX	1	5	9	9	8	6	4
06. 2014	XXX	XXX	XXX	XXX	1	12	16	14	7	5
07. 2015	XXX	XXX	XXX	XXX	XXX	2	9	12	5	6
08. 2016	XXX	XXX	XXX	XXX	XXX	XXX	0	0	0	0
09. 2017	XXX	XXX	XXX	XXX	XXX	XXX	XXX	1	1	1
10. 2018	XXX	XXX	XXX	XXX	XXX	XXX	XXX	XXX	0	0
11. 2019	XXX	XXX	XXX	XXX	XXX	XXX	XXX	XXX	XXX	193

SCHEDULE P - PART 5 - Section 3

Years in Which Premiums Were Earned and Losses Were Incurred	Cumulative Number of Claims Reported Assumed at Year End									
	1 2010	2 2011	3 2012	4 2013	5 2014	6 2015	7 2016	8 2017	9 2018	10 2019
01. Prior	302,552	301,868	301,215	299,001	359,869	359,511	348,085	348,630	348,910	348,454
02. 2010	1	4	7	7	6	8	7	9	7	7
03. 2011	XXX	2	2	2	3	4	6	6	4	4
04. 2012	XXX	XXX	1	3	3	5	8	9	6	6
05. 2013	XXX	XXX	XXX	1	5	9	11	11	11	10
06. 2014	XXX	XXX	XXX	XXX	1	12	17	18	14	13
07. 2015	XXX	XXX	XXX	XXX	XXX	2	9	13	6	7
08. 2016	XXX	XXX	XXX	XXX	XXX	XXX	0	0	0	0
09. 2017	XXX	XXX	XXX	XXX	XXX	XXX	XXX	1	1	1
10. 2018	XXX	XXX	XXX	XXX	XXX	XXX	XXX	XXX	0	0
11. 2019	XXX	XXX	XXX	XXX	XXX	XXX	XXX	XXX	XXX	1

LIFE INSURANCE INDUSTRY AGGREGATES

ANNUAL STATEMENT FOR THE YEAR 2019 OF THE

Supp26

WORKERS' COMPENSATION CARVE-OUT SUPPLEMENT

SCHEDULE P - PART 6

Section 1

Years in Which Premiums Were Earned and Losses were Incurred	Cumulative Assumed Premiums Earned at Year End (000'S omitted)										11 Current Year Premiums Earned
	1 2010	2 2011	3 2012	4 2013	5 2014	6 2015	7 2016	8 2017	9 2018	10 2019	
01. Prior	828,173	810,584	1,242,516	1,221,146	1,222,602	1,221,471	1,221,589	1,228,705	1,227,327	1,095,403	9,463
02. 2010	2,583	2,699	2,751	2,751	2,751	2,751	2,751	2,751	2,751	2,751	0
03. 2011	XXX	3,645	3,782	3,782	3,782	3,782	3,782	3,782	3,782	3,782	0
04. 2012	XXX	XXX	4,367	4,383	4,383	4,364	4,364	4,364	4,364	4,364	0
05. 2013	XXX	XXX	XXX	9,103	9,117	9,132	9,132	9,132	9,132	9,132	0
06. 2014	XXX	XXX	XXX	XXX	3,756	3,753	3,753	3,753	3,753	3,753	0
07. 2015	XXX	XXX	XXX	XXX	XXX	3,941	3,942	3,942	3,942	3,942	0
08. 2016	XXX	XXX	XXX	XXX	XXX	XXX	3,719	3,868	3,868	3,868	0
09. 2017	XXX	XXX	XXX	XXX	XXX	XXX	XXX	29,865	29,859	29,859	0
10. 2018	XXX	XXX	XXX	XXX	XXX	XXX	XXX	XXX	4,792	4,774	(18)
11. 2019	XXX	XXX	XXX	XXX	XXX	XXX	XXX	XXX	XXX	3,917	3,917
12. Total	XXX	XXX	XXX	XXX	XXX	XXX	XXX	XXX	XXX	XXX	13,362
13. Earned premi	15,086	3,179	17,469	16,412	(46,823)	107,184	32,790	74,162	6,763	44,738	XXX

Section 2

Years in Which Premiums Were Earned and Losses were Incurred	Cumulative Ceded Premiums Earned at Year End (000's omitted)										11 Current Year Premiums Earned
	1 2010	2 2011	3 2012	4 2013	5 2014	6 2015	7 2016	8 2017	9 2018	10 2019	
01. Prior	509,792	466,211	399,482	451,376	445,653	451,035	445,387	453,385	447,114	444,008	2,901
02. 2010	2,410	2,526	2,578	2,578	2,578	2,578	2,578	2,578	2,578	2,578	0
03. 2011	XXX	3,469	3,606	3,606	3,606	3,606	3,606	3,606	3,606	3,606	0
04. 2012	XXX	XXX	4,064	4,080	4,080	4,061	4,061	4,061	4,061	4,061	0
05. 2013	XXX	XXX	XXX	2,910	2,924	2,939	2,939	2,939	2,939	2,939	0
06. 2014	XXX	XXX	XXX	XXX	3,473	3,470	3,470	3,470	3,470	3,470	0
07. 2015	XXX	XXX	XXX	XXX	XXX	3,773	3,774	3,774	3,774	3,774	0
08. 2016	XXX	XXX	XXX	XXX	XXX	XXX	3,975	3,868	3,868	3,868	0
09. 2017	XXX	XXX	XXX	XXX	XXX	XXX	XXX	4,048	4,042	4,042	0
10. 2018	XXX	XXX	XXX	XXX	XXX	XXX	XXX	XXX	3,926	3,908	(18)
11. 2019	XXX	XXX	XXX	XXX	XXX	XXX	XXX	XXX	XXX	3,845	3,845
12. Total	XXX	XXX	XXX	XXX	XXX	XXX	XXX	XXX	XXX	XXX	6,728
13. Earned premi	115,526	73,453	8,773	16,760	(36,551)	112,589	28,504	2,645	5,728	12,507	XXX

LIFE INSURANCE INDUSTRY

INDEX OF COMPANIES FILING 2019 WORKERS' COMPENSATION SUPPLEMENT

Company Name	Individual Company Code	Group Code	Group Name
Allianz Life Ins Co Of N Amer	90611	00761	ALLIANZ INS GRP
American Gen Life Ins Co	60488	00012	AMERICAN INTL GRP
American Natl Ins Co	60739	00408	AMERICAN NATL FIN GRP
American United Life Ins Co	60895	00619	ONEAMERICA FIN PARTNERS GRP
AXA Equitable Life Ins Co	62944	04965	EQUITABLE HOLDINGS INC GRP
Bankers Life & Cas Co	61263	00233	CNO FINANCIAL GRP
Canada Life Reins Co	76694	00769	GREAT WEST GRP
Connecticut Gen Life Ins Co	62308	00901	CIGNA HLTH GRP
First Allmerica Fin Life Ins Co	69140	03891	GLOBAL ATLANTIC GRP
General Re Life Corp	86258	00031	BERKSHIRE HATHAWAY GRP
Gerber Life Ins Co	70939	00836	WEST SOUTHERN GRP
Guardian Life Ins Co Of Amer	64246	00429	GUARDIAN LIFE GRP
Hannover Life Reassur Co of Amer	88340	00517	HANNOVER GRP
John Hancock Life & Hlth Ins Co	93610	00904	JOHN HANCOCK GRP
John Hancock Life Ins Co USA	65838	00904	JOHN HANCOCK GRP
Life Ins Co Of N Amer	65498	00901	CIGNA HLTH GRP
Lincoln Natl Life Ins Co	65676	00020	LINCOLN NATL GRP
Nassau Life Ins Co	67814	04736	GGC GRP
Pan Amer Life Ins Co	67539	00525	PAN AMER LIFE GRP
Principal Life Ins Co	61271	00332	PRINCIPAL FIN GRP
Reliastar Life Ins Co	67105	04832	VOYA FINANCIAL GRP
RGA Reins Co	93572	04639	RGA INC GRP
Royal State Natl Ins Co Ltd	68551	00000	
SCOR Global Life Amer Reins Co	64688	00749	SCOR GRP
Swiss Re Life & Hlth Amer Inc	82627	00181	SWISS RE GRP
Transamerica Life Ins Co	86231	00468	AEGON US HOLDING GRP
Transamerica Premier Life Ins Co	66281	00468	AEGON US HOLDING GRP
Trustmark Ins Co	61425	00276	TRUSTMARK MUT HOLDING CO GRP
Union Fidelity Life Ins Co	62596	00350	GENERAL ELECTRIC GRP
Union Labor Life Ins Co	69744	00781	UNION LABOR GRP
Unum Life Ins Co Of Amer	62235	00565	UNUM GRP
US Br Sun Life Assur Co of Canada	80802	00549	SUN LIFE ASSUR CO OF CN GRP
US Business of Canada Life Assur Co	80659	00769	GREAT WEST GRP
Wilcac Life Ins Co	62413	04213	WILTON RE GRP
Wilton Reassur Co	66133	04213	WILTON RE GRP