

best in test.

For adding something on top in Brazil and reaching an overall score of 750 dots in mobile network benchmarking survey we proudly award this certificate to

Vivo Brazil

Score 750 out of 1000



Hakan Ekmen
Global Networks Lead, Comms Industry








Report facts

 **3.6 billion**
samples

 **24 weeks,**
W49 2022
to W20 2023
Data collection
time period

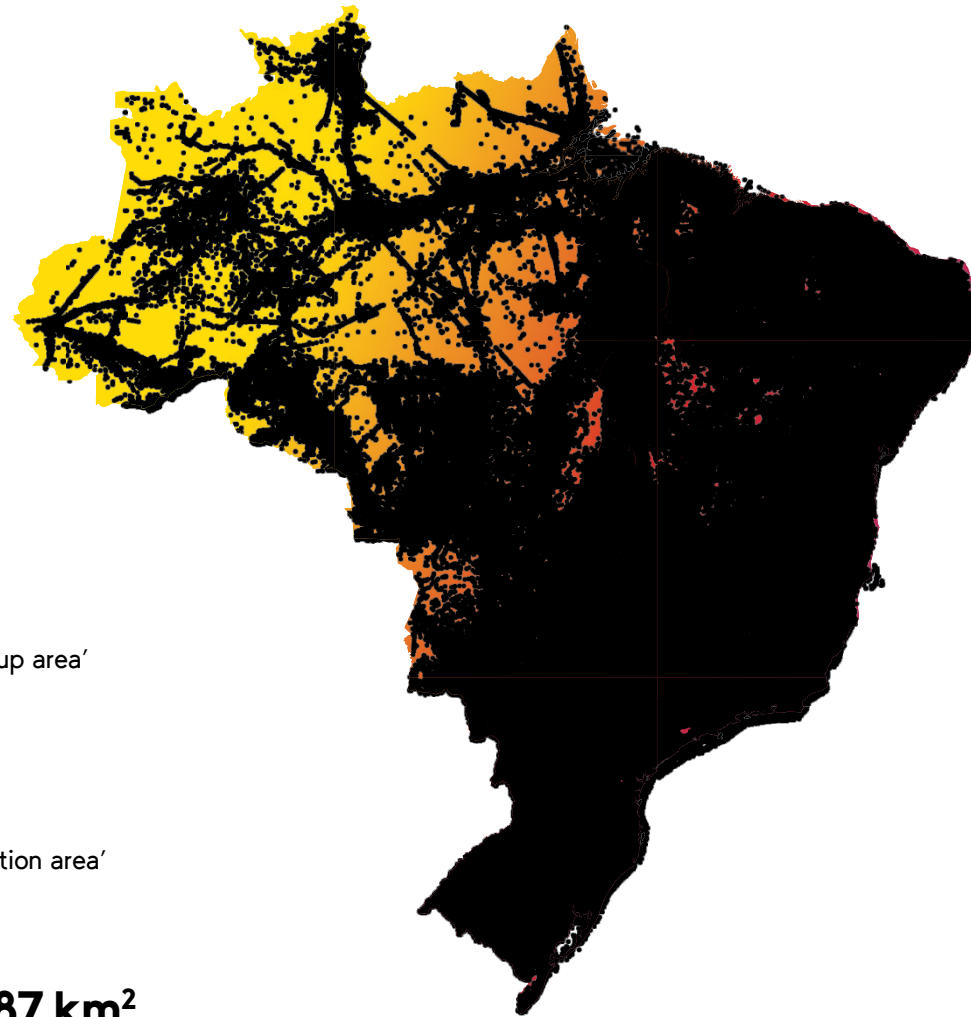
 **4.4 million overall**
providing samples
Users

 **98.4 %**
of the 'build-up area'
covered
98.3%
of the 'Population area'
covered





Testing area



98.4%
of the 'build-up area'
covered




98.3%
of the 'Population area'
covered



3,186,887 km²
size of tested area

Claims



Best rated latency
Vivo Brazil



Best in test
Vivo Brazil

Best rated broad-band coverage
Vivo Brazil

Best rated user download speed
Vivo Brazil

Best rated user upload speed
Vivo Brazil



Score and breakdown

Vivo Brazil achieved the highest overall score among competitors with 750 dots out of 1000.

Total Score
1000 Dots



Score achieved by the networks under test.

→ Shown total scores are rounded.



Category	max.	Vivo	TIM	Claro
Broadband Coverage	400	308	305	263
Download Speed	225	173	172	171
Upload Speed	75	62	53	60
Latency	200	123	118	117
Voice	45	36	36	0
Stability	55	48	49	46
Total	1000	750	733	657

Shown scores are rounded.



KPI overview

Category	KPI name	Unit	Vivo	TIM	Claro
Broadband Coverage	Coverage Quality	[%]	81.9	82.0	73.7
	Coverage Reach	[%]	86.6	82.6	82.2
	Time on broadband	[%]	91.5	92.1	83.9
Download Speed	Basic internet class	[%]	93.7	94.6	93.1
	HD video class	[%]	82.0	83.2	78.9
	UHD video class	[%]	24.0	24.4	22.7
Latency	Gaming class	[%]	55.6	56.7	52.3
	OTT voice class	[%]	92.0	90.2	91.5
Voice	HD voice	[%]	87.5	88.2	3.5
Download Speed Active	P10 data rate	[Mbit/s]	3.3	3.0	3.3
	P90 data rate	[Mbit/s]	63.7	58.2	69.4
	AVG data rate	[Mbit/s]	29.1	28.5	30.8
Upload Speed Active	P10 data rate	[Mbit/s]	2.1	1.6	1.9
	P90 data rate	[Mbit/s]	36.9	31.7	39.0
	AVG data rate	[Mbit/s]	16.5	14.2	17.1
Stability	Transaction success	[%]	86.8	89.0	83.7



umlaut – Part of Accenture

umlaut communications GmbH

Am Kraftversorgungsturm 3 · 52070 Aachen · Germany

Hakan Ekmen · Global Networks Lead, Comms Industry

cell +49 151 571 33 235 · hakan.ekmen@accenture.com

www.umlaut.com