

LED Colorlights Wayside

8 inch (200 mm) - 10V DC
-96 Series



Outstanding Reliability

- Improved contact resistance immunity
- Compatible with most controllers with light-out-detection circuits
- Self-contained design provides protection against moisture and dust
- Backed by a 48 month limited warranty
- Over 210,000 wayside signals sold worldwide

Excellent Appearance & Visibility

- Robust LED system design enables high luminous intensity over long product life
- Efficient optical system delivers uniform color across both wide- and narrow-beam signals
- Sun Phantom reducing features have been incorporated in our design³
- Easy to install and align

Meets Rigorous Certification & Testing Standards

- Meets selected AREMA recommended practices, as detailed in the Design Compliance Table
- All lamps undergo comprehensive testing in the manufacturing plant
- Meets key failure rate criteria as per EN 50129*

* Detailed rating table with duration and operating conditions available upon request.

RM4 - Wayside



imagination at work

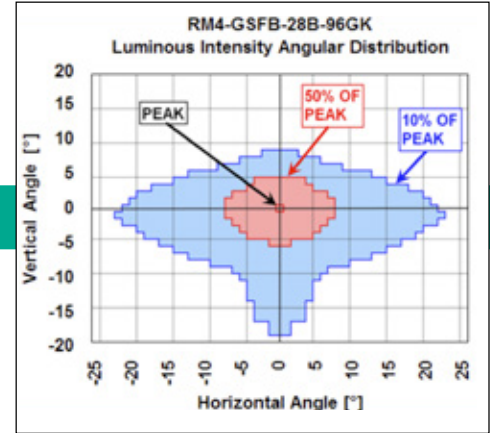
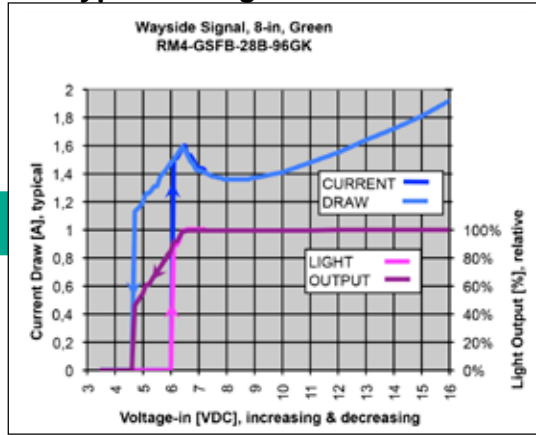
Mid-Range: Visibility to 2000 ft (600 m)

Typical Voltage-Current Curves (Measured at 20°C)

Typical Light Distribution

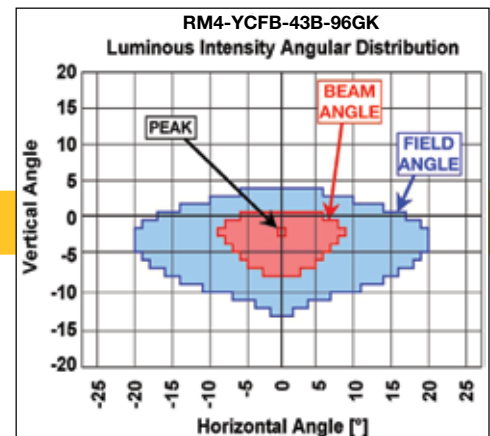
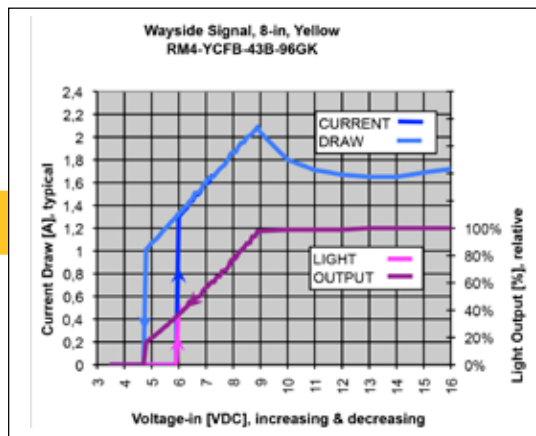
Green Aspect

RM4-GSFB-28B-96GK



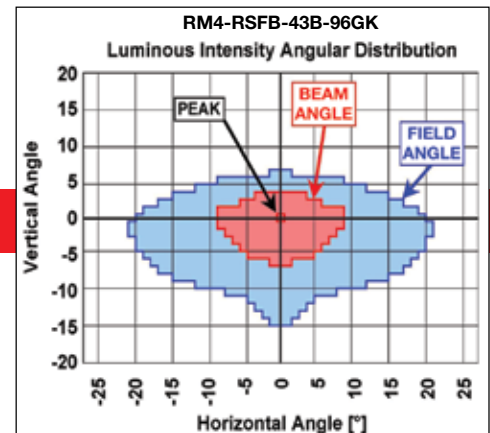
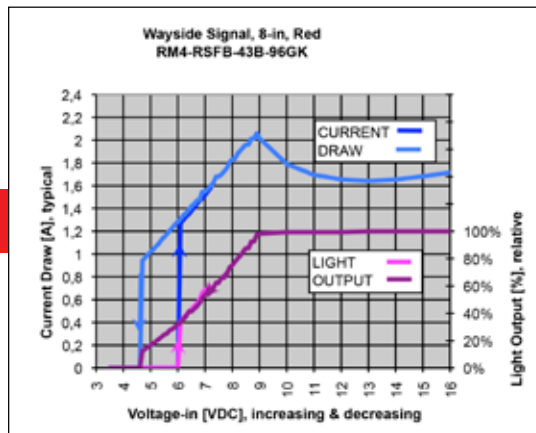
Yellow Aspect

RM4-YCFB-43B-96GK



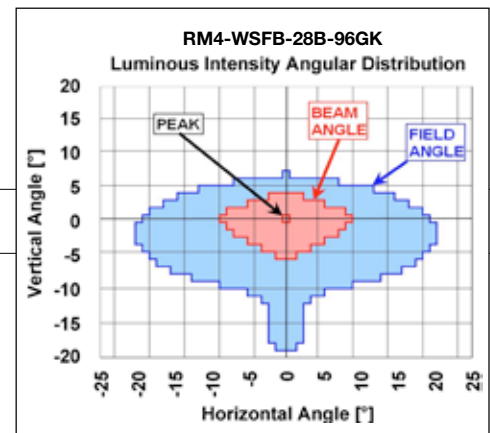
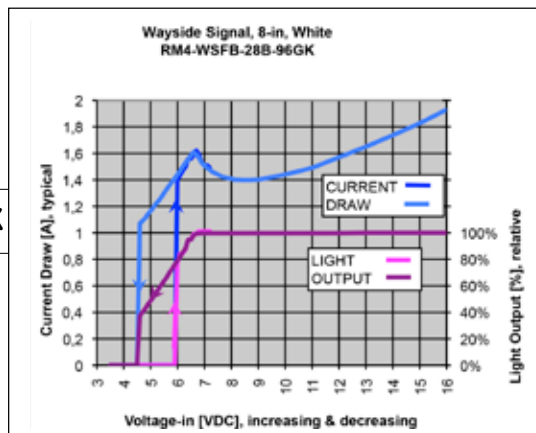
Red Aspect

RM4-RSFB-43B-96GK



White Aspect

RM4-WSFB-28B-96GK



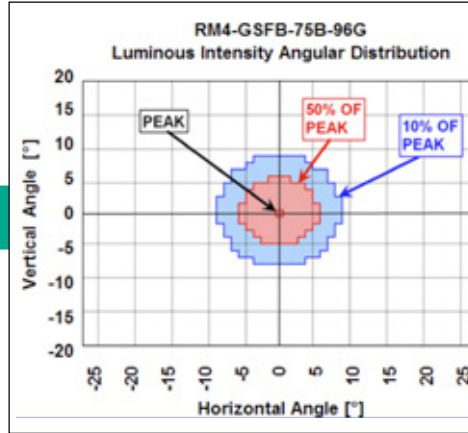
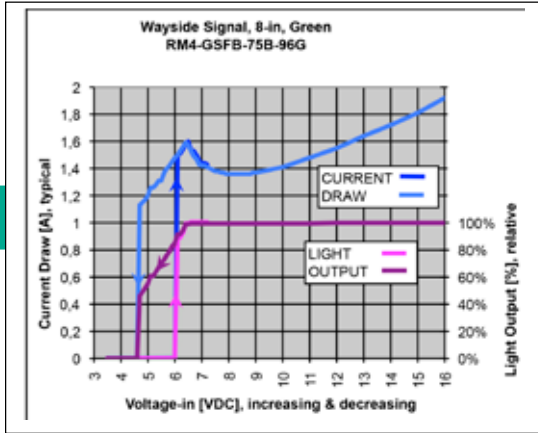
Definitions:

- Peak: Maximum Luminous Intensity
- Beam Angle: 50% of Peak Intensity
- Field Angle: 10% of Peak Intensity

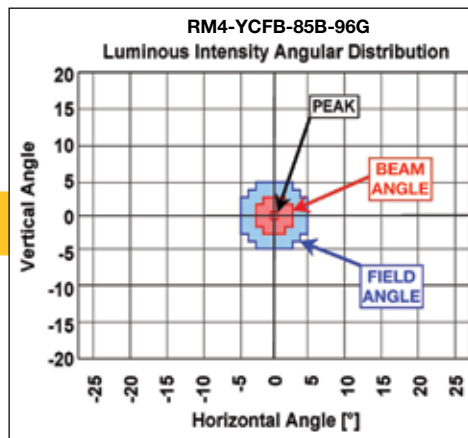
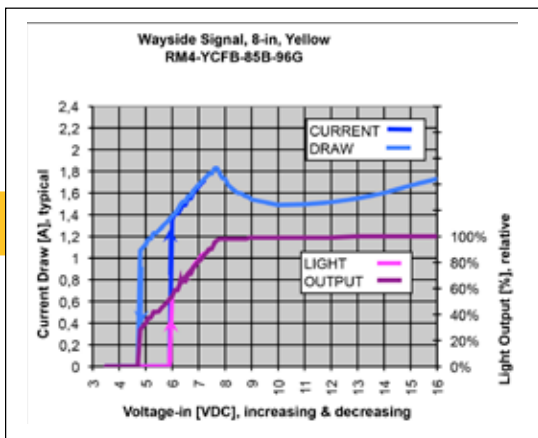
Long Range: Visibility to 5000 ft (1500 m)

Typical Voltage-Current Curves (Measured at 20°C)

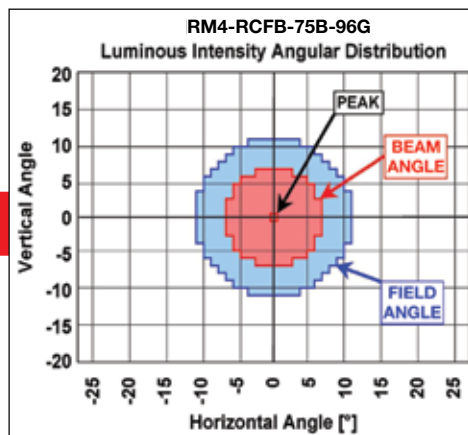
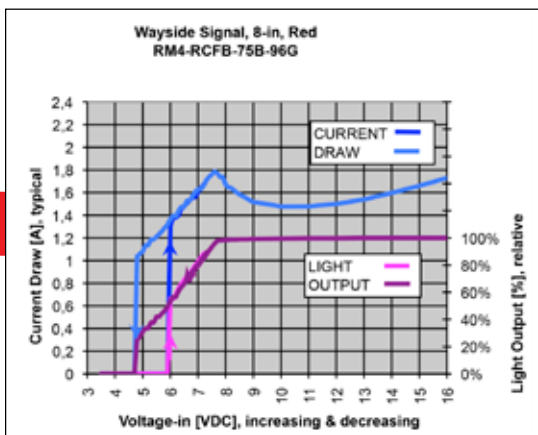
Typical Light Distribution



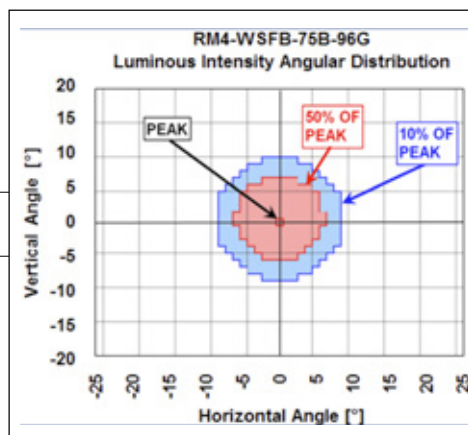
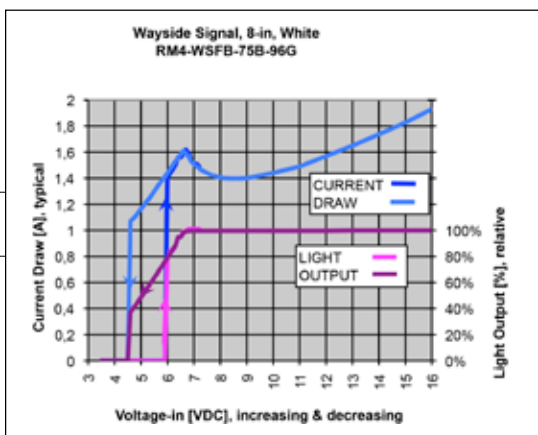
Green Aspect
RM4-GSFB-75B-96G



Yellow Aspect
RM4-YCFB-85B-96G



Red Aspect
RM4-RCFB-75B-96G



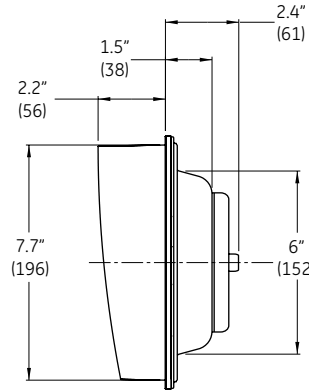
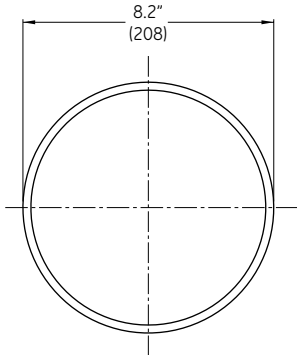
White Aspect
RM4-WSFB-75B-96G

LED Colorlights - Wayside

• 8 inch (200 mm) - 10V DC • 96 Series

Mechanical Outline

Dimensions in inches. (mm) indicates metric equivalent



Design Compliance

Characteristic	Compliance
Impact Resistance of Front Shell	IR3
Mechanical Vibration & Shock	AREMA 11.5.1.D.4/D.5. Class B
Water/Dust Ingress Protection (in typical Rail Housing)	EN 60529 IP65
Dielectric Strength	AREMA 11.5.1.D.7, Class B
Electrical Surge Protection	EN61000-4-5, Class 3, AREMA 11.3.3
Electromagnetic Compatibility (EMC)	FCC Part 15, Subpart B

Operating Specifications

Parameter	Rating
Operating Temperature Range	-40 to 70°C (-40 to 158°F)
Nominal Operating Voltage	10V DC
Operating Voltage Range	8 - 16V DC
Voltage Turn-Off	3.5V DC
Turn-On/Turn-Off Time	< 75ms
Typical Clamping Voltage (AREMA 11.3.3.E)	42V
Maximum Allowable Surge Voltage and Energy Handling Capability (AREMA 11.3.3.E)	65V DC & 15J for 2ms

Product Information

Model Number	Aspect Color	Nominal Watts ¹	Number of LEDs
Short and Mid-Range: Visibility to 2000 ft (600 m)²			
● RM4-GSFB-28B-96GK	Green	15W	90
● RM4-YCFB-43B-96GK	Yellow	18W	132
● RM4-RSFB-43B-96GK	Red	18W	132
○ RM4-WSFB-28B-96GK	White	15W	90
Long Range: Visibility to 5000 ft (1500 m)²			
● RM4-GSFB-75B-96G	Green	15W	90
● RM4-YCFB-85B-96G	Yellow	15W	88
● RM4-RCFB-75B-96G	Red	15W	88
○ RM4-WSFB-75B-96G	White	15W	90

Notes:

¹ This is a minimum stabilized value at T = 25°C.

² For VI Curves and Isocandela graphics, please refer to Pages 3 and 4.

³ Signal performance when exposed to external light (ex. sun, head lamp). is dependant on each application field testing is recommended.

Distributed by:



GE Lighting Solutions • 1-888-MY-GE-LED • www.gelightingsolutions.com

1 - 8 8 8 - 6 9 - 4 3 - 5 3 3 for North America · or · + 1 . 2 1 6 . 2 6 6 . 2 4 1 9

GE Lighting Solutions, LLC is a subsidiary of the General Electric Company. The GE brand and logo are trademarks of the General Electric Company.

© 2013 GE Lighting Solutions, LLC. Information provided is subject to change without notice. All values are design or typical values when measured under laboratory conditions.

RAIL268-R070213