





1. Transplant flowering senna from front yard to bed w/ sago palms in backyard.
2. Trim small trees on side of house that have become overgrown (make view better for party!)
3. Remove unsightly, dying grasses from front yard.
4. Prune roses and feed them with sulfur and organic fertilizer.
5. Remove ALL weeds.
6. Add thick layer of hardwood mulch to front bed.
7. Replace walkways with a new layer of decomposed granite.
8. Place potted clams and ferns in pots on deck to prepare for party.
9. Remove fronds on sago palms.
10. Remove temporary plants and replace with spanish.
11. Cut down markia palm to prepare for tonight's freeze.
12. Water all united plants and new plantings with rainwater.
13. Trim hedges to 3' height & 3' width.
14. Cut grass near pool with lawn shears to keep clippings out of pool.
15. Clean leaves from walkways and roof.



SUSTAINABLE LANDSCAPING WITH HERBS

by Colleen Dieter

Red Wheelbarrow Landscape Consulting



RED WHEELBARROW

Colleen Dieter's Survivors List

Colleen is available for consulting and advice for your home landscape. Get a tour of your yard through the eyes of an expert! Troubleshooting, plant recommendations, step by step plans and landscape drawings available. \$75 per hour. Call 512-217-6955 or email colleen@redwheelbarrowplants.com

Established plants that performed well during two droughts and two extreme winters with little or no supplemental watering and no covering

Trees

Anacacho Orchid
Palo Verde
Bur Oak
Live Oak
Cedar Elm
Desert Willow
Monterrey Oak
Texas Persimmon
Texas Mountain Laurel
Texas Redbud
Flameleaf Sumac
Fragrant Sumac
Evergreen Sumac
Pomegranate

Perennials

Four-nerve daisy
Lantana 'Texas Gold'
Salvia gregii
Salvia microphylla
Damianita
Black foot daisy
Pink and purple skullcap
Mistflowers
Rain Lilies, Crinum Lilies and other bulbs
Lavender
Fire Bush
White yarrow
Zexmenia
Blue Plumbago
Oregano
Bird Of Paradise 'Pride of Barbados'

Shrubs

Bay Laurel
Flame Acanthus
Lorapetalum
Yaupons
Texas Sage
Abelia
Cherry Laurel
Agarita
Turk's Cap
Prickly Pear
Mutabilis Roses
'Carefree Beauty' Roses
'Knock Out' Roses
Shrubby lantana- 'Confetti'
Cotoneaster

Grasses and Grass-like plants

Big Muhly
Switchgrass
Austin Grass (*Carex texensis*)
Scott's turf (*Carex retroflexa texensis*)
Wiregrass/Feathergrass
Horseherb

Vines

Coral Vine
Carolina Jessamine
Trumpet Vine
Passionvine
'Lady Banksia' Roses

Please visit www.redwheelbarrowplants.com



- My services and background
- Definition of "herbs"- any non-agricultural plant that is edible, medicinal, fragrant or otherwise useful, not just ornamental. I want to expand our conventional ideas about what herbs are and how they are used in landscapes.
- Definition of "sustainable"- drought tolerant, cold tolerant, heat tolerant, low-maintenance, wind and rain tolerant, needing few resources
- Style of planting can make the entire landscape more sustainable
- Why use herbs? To engage with the landscape in another way! More importantly, to get maximum utility from each square foot of land to increase sustainability.

Recognize this yard?

Herb expert Lucinda Hutson's home.

TIGHTLY PACKED PLANTS





EXAMPLE OF SUSTAINABLE DESIGN

Created by input from me working with homeowner

Using tough plants, different colors and textures, deep gravel in well-

prepped soil

Please visit www.redwheelbarrowplants.com





Please visit www.redwheelbarrowplants.com




Oregano 'hot and spicy'




White yarrow *Achillea*
millefolium





Please visit www.redwheelbarrowplants.com





Passiflora incarnata




Mexican mint
marigold *Tagetes
lucida*




Please visit www.redwheelbarrowplants.com



Huisache *Acacia farnesiana*



Copyright © Robert O'Brien



Copyright © Robert O'Brien

Anacua
Ehretia
anacua



Bur Oak, *Quercus macrophyla*

Canby oak *Quercus canbyi*

Please visit www.redwheelbarrowplants.com






- My services and background
- Definition of "herbs"- any non-agricultural plant that is edible, medicinal, fragrant or otherwise useful, not just ornamental. I want to expand our conventional ideas about what herbs are and how they are used in landscapes.
- Definition of "sustainable"- drought tolerant, cold tolerant, heat tolerant, low-maintenance, wind and rain tolerant, needing few resources
- Style of planting can make the entire landscape more sustainable
- Why use herbs? To engage with the landscape in another way! More importantly, to get maximum utility from each square foot of land to increase sustainability.



1. Transplant flowering senna from front yard to bed w/ sago palms in backyard.
2. Trim small trees on side of house that have become overgrown (make view better for party!)
3. Remove unsightly, dying grasses from front yard.
4. Prune roses and feed them with sulfur and organic fertilizer.
5. Remove ALL weeds.
6. Add thick layer of hardwood mulch to front bed.
7. Replace walkways with a new layer of decomposed granite.
8. Place potted clams and ferns in pots on deck to prepare for party.
9. Remove fronds on sago palms.
10. Replace temporary plants and replace with spanish.
11. Cut down markia palm to prepare for tonight's freeze.
12. Water all united plants and new plantings with rainwater.
13. Trim hedges to 3' height & 3' width.
14. Cut grass near pool with lawn shears to keep clippings out of pool.
15. Clean leaves from walkways and roof.



SUSTAINABLE LANDSCAPING WITH HERBS

by Colleen Dieter

Red Wheelbarrow Landscape Consulting