

# Prospectus

## **iShares Trust**

- iShares Core Dividend ETF | DIVB | Cboe BZX
- iShares Core Dividend Growth ETF | DGRO | NYSE Arca
- iShares Dow Jones U.S. ETF | IYY | NYSE Arca
- iShares Morningstar Growth ETF | ILCG | NYSE Arca
- iShares Morningstar Mid-Cap ETF | IMCB | NYSE Arca
- iShares Morningstar Mid-Cap Growth ETF | IMCG | NYSE Arca
- iShares Morningstar Mid-Cap Value ETF | IMCV | Nasdaq
- iShares Morningstar Small-Cap ETF | ISCB | NYSE Arca
- iShares Morningstar Small-Cap Growth ETF | ISCG | NYSE Arca
- iShares Morningstar Small-Cap Value ETF | ISCV | NYSE Arca
- iShares Morningstar U.S. Equity ETF | ILCB | NYSE Arca
- iShares Morningstar Value ETF ] | ILCV | NYSE Arca
- iShares MSCI KLD 400 Social ETF | DSI | NYSE Arca
- iShares MSCI USA ESG Select ETF | SUSA | NYSE Arca

# Table of Contents

## Fund Summaries

iShares Core Dividend ETF.....	S-1
iShares Core Dividend Growth ETF.....	S-7
iShares Dow Jones U.S. ETF .....	S-13
iShares Morningstar Growth ETF .....	S-18
iShares Morningstar Mid-Cap ETF.....	S-24
iShares Morningstar Mid-Cap Growth ETF.....	S-30
iShares Morningstar Mid-Cap Value ETF .....	S-36
iShares Morningstar Small-Cap ETF .....	S-42
iShares Morningstar Small-Cap Growth ETF .....	S-48
iShares Morningstar Small-Cap Value ETF.....	S-54
iShares Morningstar U.S. Equity ETF.....	S-60
iShares Morningstar Value ETF.....	S-66
iShares MSCI KLD 400 Social ETF .....	S-72
iShares MSCI USA ESG Select ETF.....	S-78
More Information About the Funds .....	1
Additional Information About the Funds' Risks .....	3
Portfolio Holdings Information.....	15
Management of the Funds.....	15
Shareholder Information .....	18
Distribution .....	24
Financial Highlights .....	24
Index Providers and Disclaimers .....	32

[THIS PAGE INTENTIONALLY LEFT BLANK]

# iSHARES<sup>®</sup> CORE DIVIDEND ETF

Ticker: DIVB

Stock Exchange: Cboe BZX

## Investment Objective

The iShares Core Dividend ETF (the “Fund”) seeks to track the investment results of an index composed of U.S. stocks with a history of dividend payments and/or share buybacks.

## Fees and Expenses

The following table describes the fees and expenses that you will incur if you buy, hold and sell shares of the Fund. The investment advisory agreement between iShares Trust (the “Trust”) and BlackRock Fund Advisors (“BFA”) (the “Investment Advisory Agreement”) provides that BFA will pay all operating expenses of the Fund, except: (i) the management fees, (ii) interest expenses, (iii) taxes, (iv) expenses incurred with respect to the acquisition and disposition of portfolio securities and the execution of portfolio transactions, including brokerage commissions, (v) distribution fees or expenses, and (vi) litigation expenses and any extraordinary expenses.

**You may pay other fees, such as brokerage commissions and other fees to financial intermediaries, which are not reflected in the tables and examples below.**

<b>Annual Fund Operating Expenses</b> (ongoing expenses that you pay each year as a percentage of the value of your investments) <sup>1,2</sup>			
<u>Management Fees</u>	<u>Distribution and Service (12b-1) Fees</u>	<u>Other Expenses<sup>3</sup></u>	<u>Total Annual Fund Operating Expenses</u>
0.05%	None	0.00%	0.05%

<sup>1</sup> Operating expenses paid by BFA under the Investment Advisory Agreement exclude acquired fund fees and expenses, if any.

<sup>2</sup> The expense information in the table has been restated to reflect current fees.

<sup>3</sup> The amount rounded to 0.00%.

**Example.** This Example is intended to help you compare the cost of owning shares of the Fund with the cost of investing in other funds. The Example assumes that you invest \$10,000 in the Fund for the time periods indicated and then sell all of your shares at the end of those periods. The Example also assumes that your investment has a 5% return each year and that the Fund’s operating expenses remain the same. Although your actual costs may be higher or lower, based on these assumptions, your costs would be:

<u>1 Year</u>	<u>3 Years</u>	<u>5 Years</u>	<u>10 Years</u>
\$5	\$16	\$28	\$64

**Portfolio Turnover.** The Fund may pay transaction costs, such as commissions, when it buys and sells securities (or “turns over” its portfolio). A higher portfolio turnover rate may indicate higher transaction costs and may result in higher taxes when Fund shares are held in a taxable account. These costs, which are not reflected in the Annual Fund Operating Expenses or in the Example, affect the Fund’s performance. During the most recent fiscal year, the Fund’s portfolio turnover rate was 36% of the average value of its portfolio.

## Principal Investment Strategies

The Fund seeks to track the investment results of the Morningstar<sup>®</sup> US Dividend and Buyback Index<sup>SM</sup> (the “Underlying Index”). The Underlying Index is designed to provide exposure to U.S.-based companies that return capital to shareholders through either dividend payments or share buybacks. The Underlying Index consists of companies with the largest dividend and buyback programs in the market measured by adjusted shareholder yield, as determined by Morningstar, Inc. (“Morningstar” or the “Index Provider”). The Underlying Index is a subset of the Morningstar US Market Index (the “Parent Index”), which is a broad market index

that represents approximately 97% of the market capitalization of publicly traded U.S. stocks.

Constituent securities of the Parent Index that have had recent aggregate dividend yield and net buyback yield (“total shareholder yield”) greater than 0.1%, as calculated by the Index Provider, are eligible for inclusion in the Underlying Index. The Index Provider’s adjusted shareholder yield calculation gives a 75% weighting to trailing twelve-month dividend yields and 25% weighting to trailing two-year net buyback yields. Companies in the top 5% of total shareholder yield are removed. The remaining companies are selected by decreasing order of adjusted shareholder yield until 50% coverage of total shareholder payout dollars of the Parent Index (excluding any companies with a negative total shareholder yield) is reached. The “total shareholder payout dollars” of a company is defined as the total shareholder yield multiplied by the float-adjusted market capitalization of the company.

The Underlying Index is weighted by total shareholder payout dollars and constrained by capping each individual constituent at 4.9%. In addition, the sector weights are constrained within 5% (positive or negative) of the Parent Index. The Underlying Index includes large-, mid- and small-capitalization companies and may

change over time. As of April 30, 2024, a significant portion of the Underlying Index is represented by securities of companies in the financials industry or sector. The components of the Underlying Index are likely to change over time.

BFA uses an indexing approach to try to achieve the Fund's investment objective. Unlike many investment companies, the Fund does not try to "beat" the index it tracks and does not seek temporary defensive positions when markets decline or appear overvalued.

Indexing may eliminate the chance that the Fund will substantially outperform the Underlying Index but also may reduce some of the risks of active management, such as poor security selection. Indexing seeks to achieve lower costs and better after-tax performance by aiming to keep portfolio turnover low in comparison to actively managed investment companies.

BFA uses a representative sampling indexing strategy to manage the Fund. "Representative sampling" is an indexing strategy that involves investing in a representative sample of securities that collectively has an investment profile similar to that of an applicable underlying index. The securities selected are expected to have, in the aggregate, investment characteristics (based on factors such as market capitalization and industry weightings), fundamental characteristics (such as return variability and yield) and liquidity measures similar to those of an applicable underlying index. The Fund may or may not hold all of the securities in the Underlying Index.

The Fund generally will invest at least 80% of its assets in the component securities of its Underlying Index and may invest up to 20% of its assets in certain futures, options and swap contracts, cash and cash equivalents, including shares of money market funds advised by BFA or its affiliates, as well as in securities not included in the Underlying Index, but which BFA believes will help the Fund track the Underlying Index. Cash and cash equivalent investments associated with a derivative position will be treated as part of that position for the purposes of calculating the percentage of investments included in the Underlying Index. The Fund seeks to track the investment results of the Underlying Index before fees and expenses of the Fund.

The Fund may lend securities representing up to one-third of the value of the Fund's total assets (including the value of any collateral received).

The Underlying Index is sponsored by Morningstar, which is independent of the Fund and BFA. The Index Provider determines the composition and relative weightings of the securities in the Underlying Index and publishes information regarding the market value of the Underlying Index.

**Industry Concentration Policy.** The Fund will concentrate its investments (*i.e.*, hold 25% or more of its total assets) in a particular industry or group of industries to approximately the same extent that the Underlying Index is concentrated. For purposes of this limitation, securities of the U.S. government (including its agencies and instrumentalities) and repurchase agreements collateralized by U.S. government securities are not considered to be issued by members of any industry.

## Summary of Principal Risks

As with any investment, you could lose all or part of your investment in the Fund, and the Fund's performance could trail that of other investments. The Fund is subject to certain risks, including the principal risks noted below, any of which may adversely affect the Fund's net asset value per share ("NAV"), trading price, yield, total return and ability to meet its investment objective. Certain key risks are prioritized below (with others following in alphabetical order), but the relative significance of any risk is difficult to predict and may change over time. You should review each risk factor carefully.

**Risk of Investing in the U.S.** Investing in U.S. issuers subjects the Fund to legal, regulatory, political, currency, security, and economic risks that are specific to the U.S. Certain changes in the U.S., such as a weakening of the U.S. economy or a decline in its financial markets, may have an adverse effect on U.S. issuers.

**Dividend-Paying Stock Risk.** Investing in dividend-paying stocks involves the risk that such stocks may fall out of favor with investors and underperform other types of stocks or the broader market. Companies that issue dividend-paying stocks are not required to pay or continue paying dividends on such stocks. It is possible that issuers of the stocks held by the Fund will not declare dividends in the future or will reduce or eliminate the payment of dividends (including reducing or eliminating anticipated accelerations or increases in the payment of dividends), which may adversely affect the Fund.

**Equity Securities Risk.** Equity securities are subject to changes in value, and their values may be more volatile than those of other asset classes. The value of a security may decline for a number of reasons that may directly relate to the issuer as well as due to general industry or market conditions. Common stock is subordinated to preferred securities and debt in a company's capital structure. Common stock has the lowest priority, and the greatest risk, with respect to dividends and any liquidation payments in the event of an issuer's bankruptcy.

**Market Risk.** The Fund could lose money over short periods due to short-term market movements and over longer periods during more prolonged market downturns. Local, regional or global events such as war, acts of terrorism, pandemics or other public health issues, recessions, the prospect or occurrence of a sovereign default or other financial crisis, or other events could have a significant impact on the Fund and its investments and could result in increased premiums or discounts to the Fund's NAV.

**Index-Related Risk.** The Index Provider may rely on various sources of information to assess the criteria of components of the Underlying Index, including information that may be based on assumptions and estimates. Neither the Fund nor BFA can offer assurances that the Index Provider's methodology or sources of information will provide an accurate assessment of included components. Errors in index data, index computations or the construction of the Underlying Index in accordance with its methodology may occur, and the Index Provider may not identify or correct them promptly or at all, which may have an adverse impact on the Fund and its shareholders. Unusual market conditions or other unforeseen circumstances (such as natural disasters, political unrest or war) may impact the Index Provider

or a third-party data provider and could cause the Index Provider to postpone a scheduled rebalance. This could cause the Underlying Index to vary from its normal or expected composition.

**Asset Class Risk.** The securities and other assets in the Underlying Index or in the Fund's portfolio may underperform in comparison to financial markets generally, a particular financial market, another index, or other asset classes.

**Authorized Participant Concentration Risk.** An "Authorized Participant" is a member or participant of a clearing agency registered with the SEC, which has a written agreement with the Fund or one of its service providers that allows the Authorized Participant to place orders for the purchase and redemption of creation units ("Creation Units"). Only an Authorized Participant may engage in creation or redemption transactions directly with the Fund. There are a limited number of institutions that may act as Authorized Participants for the Fund, including on an agency basis on behalf of other market participants. No Authorized Participant is obligated to engage in creation or redemption transactions. To the extent that Authorized Participants exit the business or do not place creation or redemption orders for the Fund and no other Authorized Participant places orders, Fund shares are more likely to trade at a premium or discount to NAV and possibly face trading halts or delisting.

**Buyback Risk.** A stock buyback may signal that a company's management believes the company's stock price is undervalued. However, a company's announcement of a share buyback strategy may not be an accurate predictor of future share performance.

**Concentration Risk.** The Fund may be susceptible to an increased risk of loss, including losses due to adverse events that affect the Fund's investments more than the market as a whole, to the extent that the Fund's investments are concentrated in the securities or other assets of one or more issuers, countries or other geographic units, markets, industries, project types, or asset classes.

**Cybersecurity Risk.** Failures or breaches of the electronic systems of the Fund, its adviser, distributor, Index Provider, other service providers, counterparties, or issuers of assets in which the Fund invests may cause disruptions that negatively impact the Fund and its shareholders. While the Fund has established business continuity plans and risk management systems seeking to address system breaches or failures, there are inherent limitations in such plans and systems. The Fund cannot control the cybersecurity plans and systems of its service providers, counterparties, and other third parties whose activities affect the Fund. In addition, cyber incidents may adversely impact the issuers of securities in which the Fund invests, which may cause such investments to lose value.

**Financial Companies Risk.** Financial services companies are subject to extensive governmental regulation and intervention, which may adversely affect their profitability, the scope of their activities, the prices they can charge, the amount of capital and liquid assets they must maintain and their size, among other things. Financial services companies also may be significantly affected by, among other things, interest rates, economic conditions, volatility in financial markets, credit rating

downgrades, adverse public perception, exposure concentration and counterparty risk.

**Issuer Risk.** The performance of the Fund depends on the performance of individual securities or other assets to which the Fund has exposure. The value of securities or other assets may decline, or perform differently from the market as a whole, due to changes in the financial condition or credit rating of the issuer or counterparty.

**Management Risk.** The Fund generally does not attempt to take defensive positions under any market conditions, including declining markets. As the Fund will not fully replicate the Underlying Index and may hold securities or other assets not included in the Underlying Index, it is subject to the risk that the investment strategy of BFA may not produce the intended results. There is no guarantee that the Fund's investment results will have a high degree of correlation to those of the Underlying Index or that the Fund will achieve its investment objective.

**Market Trading Risk.** The Fund faces numerous market trading risks, including the potential lack of an active market for Fund shares (including through a trading halt), losses from trading in secondary markets, periods of high volatility, and disruptions in the process of creating and redeeming Fund shares. Any of these factors, among others, may lead to the Fund's shares trading in the secondary market at a premium or discount to NAV or to the intraday value of the Fund's portfolio holdings. If you buy Fund shares at a time when the market price is at a premium to NAV or sell Fund shares at a time when the market price is at a discount to NAV, you may pay significantly more or receive significantly less than the underlying value of the Fund shares.

**Mid-Capitalization Companies Risk.** Compared to large-capitalization companies, mid-capitalization companies may be less stable and more susceptible to adverse developments. The securities of mid-capitalization companies may be more volatile and less liquid than those of large-capitalization companies. As a result, the Fund's share price may be more volatile than that of a fund with a greater investment in large-capitalization stocks.

**Operational Risk.** The Fund is exposed to operational risks arising from a number of factors, including, but not limited to, human error, processing and communication errors, errors of the Fund's service providers, counterparties or other third parties, failed or inadequate processes and technology or systems failures. The Fund and BFA seek to reduce these operational risks through controls and procedures. However, these measures do not address every possible risk and may be inadequate to address significant operational risks.

**Securities Lending Risk.** The Fund may engage in securities lending. Securities lending involves the risk that the Fund may lose money because the borrower of the loaned securities fails to return the securities in a timely manner or at all. The Fund could also lose money in the event of a decline in the value of collateral provided for loaned securities or a decline in the value of any investments made with cash collateral. These events could also trigger adverse tax consequences for the Fund.

**Small-Capitalization Companies Risk.** Compared to mid- and large-capitalization companies, small-capitalization companies may be less stable and more susceptible to adverse developments. The securities of small-capitalization companies

may be more volatile and less liquid than those of mid- and large-capitalization companies. As a result, the Fund's share price may be more volatile than that of a fund with a greater investment in large- or mid-capitalization stocks.

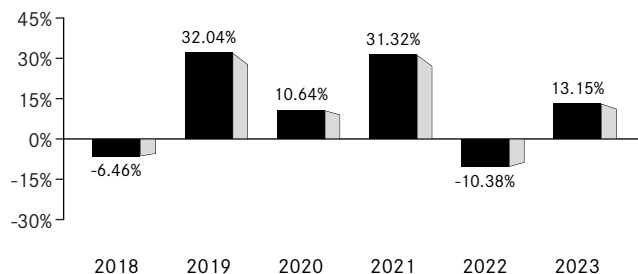
**Tracking Error Risk.** The Fund may be subject to "tracking error," which is the divergence of the Fund's performance from that of the Underlying Index. Tracking error may occur due to a number of factors, including differences between the securities and other assets held in the Fund's portfolio and those included in the Underlying Index; differences in the timing and methodologies used to value securities and other assets; transaction costs and other expenses incurred by the Fund that the Underlying Index

does not incur; the Fund's holding of uninvested cash; differences in the timing of the accrual or the valuation of dividends or interest received by the Fund or distributions paid to Fund shareholders; tax gains or losses; the requirements for the Fund to maintain pass-through tax treatment; portfolio transactions carried out to minimize the distribution of capital gains to shareholders; the acceptance of custom baskets; changes to the Underlying Index; and impacts to the Fund of complying with certain regulatory requirements or limits. Tracking error risk may be heightened during times of increased market volatility or other unusual market conditions.

## Performance Information

The performance information below illustrates how the Fund's performance has varied over different periods and provides some indication of the risks of investing in the Fund. The bar chart shows how the performance of the Fund has varied from one calendar year to another over the periods shown. The table compares the Fund's performance to that of an appropriate broad-based securities market index and the Underlying Index. Fund returns assume the reinvestment of any dividends and distributions. The Fund's returns reflect the impact of any agreements to waive or reimburse expenses, which would reduce performance if not in effect. Past performance (before and after taxes) does not necessarily indicate how the Fund will perform in the future. Updated performance information, including the Fund's current NAV, may be obtained by visiting [www.iShares.com](http://www.iShares.com) or by calling 1-800-iShares (1-800-474-2737) (toll free).

### Calendar Year-by-Year Returns



#### Calendar Year-to-Date Return

During the periods shown in the chart:

Best Quarter

Worst Quarter

Return (%)	Period Ended
9.07%	June 30, 2024
19.14%	June 30, 2020
-24.49%	Mar. 31, 2020

### Average Annual Total Returns (for the periods ended December 31, 2023)

	One Year	Five Years	Since Fund Inception
<b>(Inception Date: 11/7/2017)</b>			
Return Before Taxes	13.15%	14.23%	11.03%
Return After Taxes on Distributions	12.20%	13.58%	10.39%
Return After Taxes on Distributions and Sale of Fund Shares	8.31%	11.33%	8.74%
<b>Morningstar US Market Index</b> <sup>1</sup> (Returns do not reflect deductions for fees, expenses or taxes)	26.43%	15.25%	11.94%
<b>Morningstar US Dividend and Buyback Index</b> (Returns do not reflect deductions for fees, expenses or taxes)	13.15%	14.48%	11.27%

<sup>1</sup> The Fund has added this broad-based index in response to new regulatory requirements.

After-tax returns in the table above are calculated using the historical highest individual U.S. federal marginal income tax rates and do not reflect the impact of state or local taxes. Actual after-tax returns depend on an investor's tax situation and may differ from those shown, and after-tax returns shown are not relevant to tax-exempt investors or investors who hold shares through tax-deferred arrangements, such as 401(k) plans or individual retirement accounts ("IRAs"). Fund returns after taxes on distributions and sales of Fund shares are calculated assuming that an investor has sufficient capital gains of the same character from other investments to offset any capital losses from the sales of Fund shares. As a result, Fund returns after taxes on distributions and sales of Fund shares may exceed Fund returns before taxes and/or returns after taxes on distributions.



## Management

**Investment Adviser.** BlackRock Fund Advisors.

**Portfolio Managers.** Jennifer Hsui, Greg Savage and Paul Whitehead (the “Portfolio Managers”) are primarily responsible for the day-to-day management of the Fund. Each Portfolio Manager supervises a portfolio management team. Ms. Hsui, Mr. Savage and Mr. Whitehead have been Portfolio Managers of the Fund since 2017, 2017 and 2022, respectively.

## Purchase and Sale of Fund Shares

The Fund is an exchange-traded fund (commonly referred to as an “ETF”). Individual shares of the Fund may only be bought and sold in the secondary market through a broker-dealer. Because ETF shares trade at market prices rather than at NAV, shares may trade at a price greater than NAV (a premium) or less than NAV (a discount). An investor may incur costs attributable to the difference between the highest price a buyer is willing to pay to purchase shares of the Fund (bid) and the lowest price a seller is willing to accept for shares of the Fund (ask) when buying or selling shares in the secondary market (the “bid-ask spread”).

## Tax Information

The Fund intends to make distributions that may be taxable to you as ordinary income or capital gains, unless you are investing through a tax-deferred arrangement such as a 401(k) plan or an IRA, in which case, your distributions generally will be taxed when withdrawn.

## Payments to Broker-Dealers and Other Financial Intermediaries

If you purchase shares of the Fund through a broker-dealer or other financial intermediary (such as a bank), BFA or other related companies may pay the intermediary for marketing activities and presentations, educational training programs, conferences, the development of technology platforms and reporting systems or other services related to the sale or promotion of the Fund. These payments may create a conflict of interest by influencing the broker-dealer or other intermediary and your salesperson to recommend the Fund over another investment. Ask your salesperson or visit your financial intermediary’s website for more information.

# iSHARES<sup>®</sup> CORE DIVIDEND GROWTH ETF

Ticker: DGRO

Stock Exchange: NYSE Arca

## Investment Objective

The iShares Core Dividend Growth ETF (the “Fund”) seeks to track the investment results of an index composed of U.S. equities with a history of consistently growing dividends.

## Fees and Expenses

The following table describes the fees and expenses that you will incur if you buy, hold and sell shares of the Fund. The investment advisory agreement between iShares Trust (the “Trust”) and BlackRock Fund Advisors (“BFA”) (the “Investment Advisory Agreement”) provides that BFA will pay all operating expenses of the Fund, except: (i) the management fees, (ii) interest expenses, (iii) taxes, (iv) expenses incurred with respect to the acquisition and disposition of portfolio securities and the execution of portfolio transactions, including brokerage commissions, (v) distribution fees or expenses, and (vi) litigation expenses and any extraordinary expenses.

**You may pay other fees, such as brokerage commissions and other fees to financial intermediaries, which are not reflected in the tables and examples below.**

Annual Fund Operating Expenses (ongoing expenses that you pay each year as a percentage of the value of your investments) <sup>1</sup>			
<u>Management Fees</u>	<u>Distribution and Service (12b-1) Fees</u>	<u>Other Expenses<sup>2</sup></u>	<u>Total Annual Fund Operating Expenses</u>
0.08%	None	0.00%	0.08%

<sup>1</sup> Operating expenses paid by BFA under the Investment Advisory Agreement exclude acquired fund fees and expenses, if any.

<sup>2</sup> The amount rounded to 0.00%.

**Example.** This Example is intended to help you compare the cost of owning shares of the Fund with the cost of investing in other funds. The Example assumes that you invest \$10,000 in the Fund for the time periods indicated and then sell all of your shares at the end of those periods. The Example also assumes that your investment has a 5% return each year and that the Fund’s operating expenses remain the same. Although your actual costs may be higher or lower, based on these assumptions, your costs would be:

<u>1 Year</u>	<u>3 Years</u>	<u>5 Years</u>	<u>10 Years</u>
\$8	\$26	\$45	\$103

**Portfolio Turnover.** The Fund may pay transaction costs, such as commissions, when it buys and sells securities (or “turns over” its portfolio). A higher portfolio turnover rate may indicate higher transaction costs and may result in higher taxes when Fund shares are held in a taxable account. These costs, which are not reflected in the Annual Fund Operating Expenses or in the Example, affect the Fund’s performance. During the most recent fiscal year, the Fund’s portfolio turnover rate was 25% of the average value of its portfolio.

## Principal Investment Strategies

The Fund seeks to track the investment results of the Morningstar<sup>®</sup> US Dividend Growth Index<sup>SM</sup> (the “Underlying Index”), which is a dividend dollar-weighted index that seeks to measure the performance of U.S. companies selected based on a consistent history of growing dividends. The Underlying Index is a subset of the Morningstar<sup>®</sup> US Market Index<sup>SM</sup>, which is a broad market index that represents approximately 97% of the market capitalization of publicly traded U.S. stocks. Eligible companies must pay a qualified dividend, must have at least five years of uninterrupted annual dividend growth and their earnings payout

ratio must be less than 75%. Companies that are in the top decile based on dividend yield are excluded from the Underlying Index prior to the dividend growth and payout ratio screens. The Underlying Index may include large-, mid- and small-capitalization companies and may change over time. As of April 30, 2024, a significant portion of the Underlying Index is represented by securities of companies in the financials and industrials industries or sectors. The components of the Underlying Index are likely to change over time.

BFA uses an indexing approach to try to achieve the Fund’s investment objective. Unlike many investment companies, the Fund does not try to “beat” the index it tracks and does not seek temporary defensive positions when markets decline or appear overvalued.

Indexing may eliminate the chance that the Fund will substantially outperform the Underlying Index but also may reduce some of the risks of active management, such as poor security selection. Indexing seeks to achieve lower costs and better after-tax performance by aiming to keep portfolio turnover low in comparison to actively managed investment companies.

BFA uses a representative sampling indexing strategy to manage the Fund. “Representative sampling” is an indexing strategy that involves investing in a representative sample of securities that collectively has an investment profile similar to that of an applicable underlying index. The securities selected are expected to have, in the aggregate, investment characteristics (based on factors such as market capitalization and industry weightings), fundamental characteristics (such as return variability and yield) and liquidity measures similar to those of an applicable underlying index. The Fund may or may not hold all of the securities in the Underlying Index.

The Fund generally will invest at least 80% of its assets in the component securities of its Underlying Index and may invest up to 20% of its assets in certain futures, options and swap contracts, cash and cash equivalents, including shares of money market funds advised by BFA or its affiliates, as well as in securities not included in the Underlying Index, but which BFA believes will help the Fund track the Underlying Index. Cash and cash equivalent investments associated with a derivative position will be treated as part of that position for the purposes of calculating the percentage of investments included in the Underlying Index. The Fund seeks to track the investment results of the Underlying Index before fees and expenses of the Fund.

The Fund may lend securities representing up to one-third of the value of the Fund’s total assets (including the value of any collateral received).

The Underlying Index is sponsored by Morningstar Inc. (“Morningstar” or the “Index Provider”), which is independent of the Fund and BFA. The Index Provider determines the composition and relative weightings of the securities in the Underlying Index and publishes information regarding the market value of the Underlying Index.

**Industry Concentration Policy.** The Fund will concentrate its investments (*i.e.*, hold 25% or more of its total assets) in a particular industry or group of industries to approximately the same extent that the Underlying Index is concentrated. For purposes of this limitation, securities of the U.S. government (including its agencies and instrumentalities) and repurchase agreements collateralized by U.S. government securities are not considered to be issued by members of any industry.

## Summary of Principal Risks

As with any investment, you could lose all or part of your investment in the Fund, and the Fund’s performance could trail that of other investments. The Fund is subject to certain risks, including the principal risks noted below, any of which may adversely affect the Fund’s net asset value per share (“NAV”), trading price, yield, total return and ability to meet its investment objective. Certain key risks are prioritized below (with others following in alphabetical order), but the relative significance of any risk is difficult to predict and may change over time. You should review each risk factor carefully.

**Risk of Investing in the U.S.** Investing in U.S. issuers subjects the Fund to legal, regulatory, political, currency, security, and economic risks that are specific to the U.S. Certain changes in the U.S., such as a weakening of the U.S. economy or a decline in its financial markets, may have an adverse effect on U.S. issuers.

**Dividend-Paying Stock Risk.** Investing in dividend-paying stocks involves the risk that such stocks may fall out of favor with investors and underperform other types of stocks or the broader market. Companies that issue dividend-paying stocks are not required to pay or continue paying dividends on such stocks. It is possible that issuers of the stocks held by the Fund will not declare dividends in the future or will reduce or eliminate the payment of dividends (including reducing or eliminating anticipated accelerations or increases in the payment of dividends), which may adversely affect the Fund.

**Equity Securities Risk.** Equity securities are subject to changes in value, and their values may be more volatile than those of other asset classes. The value of a security may decline for a number of reasons that may directly relate to the issuer as well as due to general industry or market conditions. Common stock is subordinated to preferred securities and debt in a company’s capital structure. Common stock has the lowest priority, and the greatest risk, with respect to dividends and any liquidation payments in the event of an issuer’s bankruptcy.

**Market Risk.** The Fund could lose money over short periods due to short-term market movements and over longer periods during more prolonged market downturns. Local, regional or global events such as war, acts of terrorism, pandemics or other public health issues, recessions, the prospect or occurrence of a sovereign default or other financial crisis, or other events could have a significant impact on the Fund and its investments and could result in increased premiums or discounts to the Fund’s NAV.

**Index-Related Risk.** The Index Provider may rely on various sources of information to assess the criteria of components of the Underlying Index, including information that may be based on assumptions and estimates. Neither the Fund nor BFA can offer assurances that the Index Provider’s methodology or sources of information will provide an accurate assessment of included components. Errors in index data, index computations or the construction of the Underlying Index in accordance with its methodology may occur, and the Index Provider may not identify or correct them promptly or at all, which may have an adverse impact on the Fund and its shareholders. Unusual market conditions or other unforeseen circumstances (such as natural disasters, political unrest or war) may impact the Index Provider or a third-party data provider and could cause the Index Provider to postpone a scheduled rebalance. This could cause the Underlying Index to vary from its normal or expected composition.

**Asset Class Risk.** The securities and other assets in the Underlying Index or in the Fund’s portfolio may underperform in comparison to financial markets generally, a particular financial market, another index, or other asset classes.

**Authorized Participant Concentration Risk.** An “Authorized Participant” is a member or participant of a clearing agency registered with the SEC, which has a written agreement with the Fund or one of its service providers that allows the Authorized Participant to place orders for the purchase and redemption of creation units (“Creation Units”). Only an Authorized Participant may engage in creation or redemption transactions directly with the Fund. There are a limited number of institutions that may act as Authorized Participants for the Fund, including on an agency basis on behalf of other market participants. No Authorized

Participant is obligated to engage in creation or redemption transactions. To the extent that Authorized Participants exit the business or do not place creation or redemption orders for the Fund and no other Authorized Participant places orders, Fund shares are more likely to trade at a premium or discount to NAV and possibly face trading halts or delisting.

**Concentration Risk.** The Fund may be susceptible to an increased risk of loss, including losses due to adverse events that affect the Fund's investments more than the market as a whole, to the extent that the Fund's investments are concentrated in the securities or other assets of one or more issuers, countries or other geographic units, markets, industries, project types, or asset classes.

**Cybersecurity Risk.** Failures or breaches of the electronic systems of the Fund, its adviser, distributor, Index Provider, other service providers, counterparties, or issuers of assets in which the Fund invests may cause disruptions that negatively impact the Fund and its shareholders. While the Fund has established business continuity plans and risk management systems seeking to address system breaches or failures, there are inherent limitations in such plans and systems. The Fund cannot control the cybersecurity plans and systems of its service providers, counterparties, and other third parties whose activities affect the Fund. In addition, cyber incidents may adversely impact the issuers of securities in which the Fund invests, which may cause such investments to lose value.

**Financial Companies Risk.** Financial services companies are subject to extensive governmental regulation and intervention, which may adversely affect their profitability, the scope of their activities, the prices they can charge, the amount of capital and liquid assets they must maintain and their size, among other things. Financial services companies also may be significantly affected by, among other things, interest rates, economic conditions, volatility in financial markets, credit rating downgrades, adverse public perception, exposure concentration and counterparty risk.

**Industrial Companies Risk.** Industrial companies face a number of risks, including supply chain and distribution disruptions, business interruptions, product obsolescence, third-party vendor risks, cyber attacks, trade disputes, product recalls, liability claims, scarcity of materials or parts, excess capacity, changes in consumer preferences, and volatility in commodity prices and currencies. The performance of such companies may also be affected by technological developments, labor relations, legislative and regulatory changes, government spending policies, and changes in domestic and international economies.

**Issuer Risk.** The performance of the Fund depends on the performance of individual securities or other assets to which the Fund has exposure. The value of securities or other assets may decline, or perform differently from the market as a whole, due to changes in the financial condition or credit rating of the issuer or counterparty.

**Large-Capitalization Companies Risk.** Large-capitalization companies may be less able than smaller-capitalization companies to adapt to changing market conditions and competitive challenges. Large-capitalization companies may be more mature and subject to more limited growth potential

compared with smaller-capitalization companies. The performance of large-capitalization companies could trail the overall performance of the broader securities markets.

**Management Risk.** The Fund generally does not attempt to take defensive positions under any market conditions, including declining markets. As the Fund will not fully replicate the Underlying Index and may hold securities or other assets not included in the Underlying Index, it is subject to the risk that the investment strategy of BFA may not produce the intended results. There is no guarantee that the Fund's investment results will have a high degree of correlation to those of the Underlying Index or that the Fund will achieve its investment objective.

**Market Trading Risk.** The Fund faces numerous market trading risks, including the potential lack of an active market for Fund shares (including through a trading halt), losses from trading in secondary markets, periods of high volatility, and disruptions in the process of creating and redeeming Fund shares. Any of these factors, among others, may lead to the Fund's shares trading in the secondary market at a premium or discount to NAV or to the intraday value of the Fund's portfolio holdings. If you buy Fund shares at a time when the market price is at a premium to NAV or sell Fund shares at a time when the market price is at a discount to NAV, you may pay significantly more or receive significantly less than the underlying value of the Fund shares.

**Mid-Capitalization Companies Risk.** Compared to large-capitalization companies, mid-capitalization companies may be less stable and more susceptible to adverse developments. The securities of mid-capitalization companies may be more volatile and less liquid than those of large-capitalization companies. As a result, the Fund's share price may be more volatile than that of a fund with a greater investment in large-capitalization stocks.

**Operational Risk.** The Fund is exposed to operational risks arising from a number of factors, including, but not limited to, human error, processing and communication errors, errors of the Fund's service providers, counterparties or other third parties, failed or inadequate processes and technology or systems failures. The Fund and BFA seek to reduce these operational risks through controls and procedures. However, these measures do not address every possible risk and may be inadequate to address significant operational risks.

**Securities Lending Risk.** The Fund may engage in securities lending. Securities lending involves the risk that the Fund may lose money because the borrower of the loaned securities fails to return the securities in a timely manner or at all. The Fund could also lose money in the event of a decline in the value of collateral provided for loaned securities or a decline in the value of any investments made with cash collateral. These events could also trigger adverse tax consequences for the Fund.

**Small-Capitalization Companies Risk.** Compared to mid- and large-capitalization companies, small-capitalization companies may be less stable and more susceptible to adverse developments. The securities of small-capitalization companies may be more volatile and less liquid than those of mid- and large-capitalization companies. As a result, the Fund's share price may be more volatile than that of a fund with a greater investment in large- or mid-capitalization stocks.

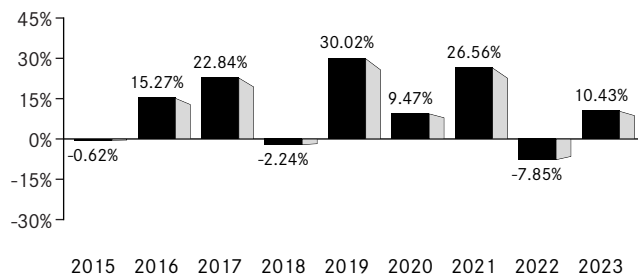
**Tracking Error Risk.** The Fund may be subject to “tracking error,” which is the divergence of the Fund’s performance from that of the Underlying Index. Tracking error may occur due to a number of factors, including differences between the securities and other assets held in the Fund’s portfolio and those included in the Underlying Index; differences in the timing and methodologies used to value securities and other assets; transaction costs and other expenses incurred by the Fund that the Underlying Index does not incur; the Fund’s holding of uninvested cash; differences in the timing of the accrual or the valuation of dividends or

interest received by the Fund or distributions paid to Fund shareholders; tax gains or losses; the requirements for the Fund to maintain pass-through tax treatment; portfolio transactions carried out to minimize the distribution of capital gains to shareholders; the acceptance of custom baskets; changes to the Underlying Index; and impacts to the Fund of complying with certain regulatory requirements or limits. Tracking error risk may be heightened during times of increased market volatility or other unusual market conditions.

## Performance Information

The performance information below illustrates how the Fund's performance has varied over different periods and provides some indication of the risks of investing in the Fund. The bar chart shows how the performance of the Fund has varied from one calendar year to another over the periods shown. The table compares the Fund's performance to that of an appropriate broad-based securities market index and the Underlying Index. Fund returns assume the reinvestment of any dividends and distributions. The Fund's returns reflect the impact of any agreements to waive or reimburse expenses, which would reduce performance if not in effect. Past performance (before and after taxes) does not necessarily indicate how the Fund will perform in the future. Updated performance information, including the Fund's current NAV, may be obtained by visiting [www.iShares.com](http://www.iShares.com) or by calling 1-800-iShares (1-800-474-2737) (toll free).

### Calendar Year-by-Year Returns



	<u>Return (%)</u>	<u>Period Ended</u>
<b>Calendar Year-to-Date Return</b>	8.24%	June 30, 2024
<b>During the periods shown in the chart:</b>		
Best Quarter	16.22%	June 30, 2020
Worst Quarter	-21.91%	Mar. 31, 2020

### Average Annual Total Returns (for the periods ended December 31, 2023)

	<u>One Year</u>	<u>Five Years</u>	<u>Since Fund Inception</u>
<b>(Inception Date: 6/10/2014)</b>			
Return Before Taxes	10.43%	12.88%	10.96%
Return After Taxes on Distributions	9.75%	12.23%	10.34%
Return After Taxes on Distributions and Sale of Fund Shares	6.60%	10.21%	8.89%
<b>Morningstar US Market Index</b> <sup>1</sup> (Returns do not reflect deductions for fees, expenses or taxes)	26.43%	15.25%	11.46%
<b>Morningstar US Dividend Growth Index</b> (Returns do not reflect deductions for fees, expenses or taxes)	10.44%	12.96%	11.03%

<sup>1</sup> The Fund has added this broad-based index in response to new regulatory requirements.

After-tax returns in the table above are calculated using the historical highest individual U.S. federal marginal income tax rates and do not reflect the impact of state or local taxes. Actual after-tax returns depend on an investor's tax situation and may differ from those shown, and after-tax returns shown are not relevant to tax-exempt investors or investors who hold shares through tax-deferred arrangements, such as 401(k) plans or individual retirement accounts ("IRAs"). Fund returns after taxes on distributions and sales of Fund shares are calculated assuming that an investor has sufficient capital gains of the same character from other investments to offset any capital losses from the sales of Fund shares. As a result, Fund returns after taxes on distributions and sales of Fund shares may exceed Fund returns before taxes and/or returns after taxes on distributions.

## Management

**Investment Adviser.** BlackRock Fund Advisors.

**Portfolio Managers.** Jennifer Hsui, Greg Savage and Paul Whitehead (the “Portfolio Managers”) are primarily responsible for the day-to-day management of the Fund. Each Portfolio Manager supervises a portfolio management team. Ms. Hsui, Mr. Savage and Mr. Whitehead have been Portfolio Managers of the Fund since 2014, 2014 and 2022, respectively.

## Purchase and Sale of Fund Shares

The Fund is an exchange-traded fund (commonly referred to as an “ETF”). Individual shares of the Fund may only be bought and sold in the secondary market through a broker-dealer. Because ETF shares trade at market prices rather than at NAV, shares may trade at a price greater than NAV (a premium) or less than NAV (a discount). An investor may incur costs attributable to the difference between the highest price a buyer is willing to pay to purchase shares of the Fund (bid) and the lowest price a seller is willing to accept for shares of the Fund (ask) when buying or selling shares in the secondary market (the “bid-ask spread”).

## Tax Information

The Fund intends to make distributions that may be taxable to you as ordinary income or capital gains, unless you are investing through a tax-deferred arrangement such as a 401(k) plan or an IRA, in which case, your distributions generally will be taxed when withdrawn.

## Payments to Broker-Dealers and Other Financial Intermediaries

If you purchase shares of the Fund through a broker-dealer or other financial intermediary (such as a bank), BFA or other related companies may pay the intermediary for marketing activities and presentations, educational training programs, conferences, the development of technology platforms and reporting systems or other services related to the sale or promotion of the Fund. These payments may create a conflict of interest by influencing the broker-dealer or other intermediary and your salesperson to recommend the Fund over another investment. Ask your salesperson or visit your financial intermediary’s website for more information.

# iSHARES<sup>®</sup> DOW JONES U.S. ETF

Ticker: IYY

Stock Exchange: NYSE Arca

## Investment Objective

The iShares Dow Jones U.S. ETF (the “Fund”) seeks to track the investment results of a broad-based index composed of U.S. equities.

## Fees and Expenses

The following table describes the fees and expenses that you will incur if you buy, hold and sell shares of the Fund. The investment advisory agreement between iShares Trust (the “Trust”) and BlackRock Fund Advisors (“BFA”) (the “Investment Advisory Agreement”) provides that BFA will pay all operating expenses of the Fund, except: (i) the management fees, (ii) interest expenses, (iii) taxes, (iv) expenses incurred with respect to the acquisition and disposition of portfolio securities and the execution of portfolio transactions, including brokerage commissions, (v) distribution fees or expenses, and (vi) litigation expenses and any extraordinary expenses.

**You may pay other fees, such as brokerage commissions and other fees to financial intermediaries, which are not reflected in the tables and examples below.**

Annual Fund Operating Expenses (ongoing expenses that you pay each year as a percentage of the value of your investments) <sup>1</sup>			
<u>Management Fees</u>	<u>Distribution and Service (12b-1) Fees</u>	<u>Other Expenses<sup>2</sup></u>	<u>Total Annual Fund Operating Expenses</u>
0.20%	None	0.00%	0.20%

<sup>1</sup> Operating expenses paid by BFA under the Investment Advisory Agreement exclude acquired fund fees and expenses, if any.

<sup>2</sup> The amount rounded to 0.00%.

**Example.** This Example is intended to help you compare the cost of owning shares of the Fund with the cost of investing in other funds. The Example assumes that you invest \$10,000 in the Fund for the time periods indicated and then sell all of your shares at the end of those periods. The Example also assumes that your investment has a 5% return each year and that the Fund’s operating expenses remain the same. Although your actual costs may be higher or lower, based on these assumptions, your costs would be:

<u>1 Year</u>	<u>3 Years</u>	<u>5 Years</u>	<u>10 Years</u>
\$20	\$64	\$113	\$255

**Portfolio Turnover.** The Fund may pay transaction costs, such as commissions, when it buys and sells securities (or “turns over” its portfolio). A higher portfolio turnover rate may indicate higher transaction costs and may result in higher taxes when Fund shares are held in a taxable account. These costs, which are not reflected in the Annual Fund Operating Expenses or in the Example, affect the Fund’s performance. During the most recent fiscal year, the Fund’s portfolio turnover rate was 3% of the average value of its portfolio.

## Principal Investment Strategies

The Fund seeks to track the investment results of the Dow Jones U.S. Index (the “Underlying Index”), which measures the performance of the broad U.S. equity market. The Underlying Index is composed of all the U.S. companies in the Dow Jones Global Index. The Underlying Index aims to consistently represent the top 95% of U.S.-traded stocks based on a float-adjusted market capitalization. The constituents of the Underlying Index must be common shares or other securities that have characteristics of common equities and must meet certain minimum liquidity criteria. As of April 30, 2024, a significant portion of the Underlying Index is represented by securities of

companies in the technology industry or sector. The components of the Underlying Index are likely to change over time.

BFA uses an indexing approach to try to achieve the Fund’s investment objective. Unlike many investment companies, the Fund does not try to “beat” the index it tracks and does not seek temporary defensive positions when markets decline or appear overvalued.

Indexing may eliminate the chance that the Fund will substantially outperform the Underlying Index but also may reduce some of the risks of active management, such as poor security selection. Indexing seeks to achieve lower costs and better after-tax performance by aiming to keep portfolio turnover low in comparison to actively managed investment companies.

BFA uses a representative sampling indexing strategy to manage the Fund. “Representative sampling” is an indexing strategy that involves investing in a representative sample of securities that collectively has an investment profile similar to that of an applicable underlying index. The securities selected are expected to have, in the aggregate, investment characteristics (based on factors such as market capitalization and industry weightings), fundamental characteristics (such as return variability and yield) and liquidity measures similar to those of an applicable underlying



index. The Fund may or may not hold all of the securities in the Underlying Index.

The Fund generally will invest at least 80% of its assets in the component securities of its Underlying Index and may invest up to 20% of its assets in certain futures, options and swap contracts, cash and cash equivalents, including shares of money market funds advised by BFA or its affiliates, as well as in securities not included in the Underlying Index, but which BFA believes will help the Fund track the Underlying Index. Cash and cash equivalent investments associated with a derivative position will be treated as part of that position for the purposes of calculating the percentage of investments included in the Underlying Index. The Fund seeks to track the investment results of the Underlying Index before fees and expenses of the Fund.

The Fund may lend securities representing up to one-third of the value of the Fund's total assets (including the value of any collateral received).

The Underlying Index is sponsored by S&P Dow Jones Indices LLC (the "Index Provider" or "SPDJ"), which is independent of the Fund and BFA. The Index Provider determines the composition and relative weightings of the securities in the Underlying Index and publishes information regarding the market value of the Underlying Index.

**Industry Concentration Policy.** The Fund will concentrate its investments (*i.e.*, hold 25% or more of its total assets) in a particular industry or group of industries to approximately the same extent that the Underlying Index is concentrated. For purposes of this limitation, securities of the U.S. government (including its agencies and instrumentalities) and repurchase agreements collateralized by U.S. government securities are not considered to be issued by members of any industry.

## Summary of Principal Risks

As with any investment, you could lose all or part of your investment in the Fund, and the Fund's performance could trail that of other investments. The Fund is subject to certain risks, including the principal risks noted below, any of which may adversely affect the Fund's net asset value per share ("NAV"), trading price, yield, total return and ability to meet its investment objective. Certain key risks are prioritized below (with others following in alphabetical order), but the relative significance of any risk is difficult to predict and may change over time. You should review each risk factor carefully.

**Risk of Investing in the U.S.** Investing in U.S. issuers subjects the Fund to legal, regulatory, political, currency, security, and economic risks that are specific to the U.S. Certain changes in the U.S., such as a weakening of the U.S. economy or a decline in its financial markets, may have an adverse effect on U.S. issuers.

**Equity Securities Risk.** Equity securities are subject to changes in value, and their values may be more volatile than those of other asset classes. The value of a security may decline for a number of reasons that may directly relate to the issuer as well as due to general industry or market conditions. Common stock is subordinated to preferred securities and debt in a company's capital structure. Common stock has the lowest priority, and the

greatest risk, with respect to dividends and any liquidation payments in the event of an issuer's bankruptcy.

**Market Risk.** The Fund could lose money over short periods due to short-term market movements and over longer periods during more prolonged market downturns. Local, regional or global events such as war, acts of terrorism, pandemics or other public health issues, recessions, the prospect or occurrence of a sovereign default or other financial crisis, or other events could have a significant impact on the Fund and its investments and could result in increased premiums or discounts to the Fund's NAV.

**Index-Related Risk.** The Index Provider may rely on various sources of information to assess the criteria of components of the Underlying Index, including information that may be based on assumptions and estimates. Neither the Fund nor BFA can offer assurances that the Index Provider's methodology or sources of information will provide an accurate assessment of included components. Errors in index data, index computations or the construction of the Underlying Index in accordance with its methodology may occur, and the Index Provider may not identify or correct them promptly or at all, which may have an adverse impact on the Fund and its shareholders. Unusual market conditions or other unforeseen circumstances (such as natural disasters, political unrest or war) may impact the Index Provider or a third-party data provider and could cause the Index Provider to postpone a scheduled rebalance. This could cause the Underlying Index to vary from its normal or expected composition.

**Asset Class Risk.** The securities and other assets in the Underlying Index or in the Fund's portfolio may underperform in comparison to financial markets generally, a particular financial market, another index, or other asset classes.

**Authorized Participant Concentration Risk.** An "Authorized Participant" is a member or participant of a clearing agency registered with the SEC, which has a written agreement with the Fund or one of its service providers that allows the Authorized Participant to place orders for the purchase and redemption of creation units ("Creation Units"). Only an Authorized Participant may engage in creation or redemption transactions directly with the Fund. There are a limited number of institutions that may act as Authorized Participants for the Fund, including on an agency basis on behalf of other market participants. No Authorized Participant is obligated to engage in creation or redemption transactions. To the extent that Authorized Participants exit the business or do not place creation or redemption orders for the Fund and no other Authorized Participant places orders, Fund shares are more likely to trade at a premium or discount to NAV and possibly face trading halts or delisting.

**Concentration Risk.** The Fund may be susceptible to an increased risk of loss, including losses due to adverse events that affect the Fund's investments more than the market as a whole, to the extent that the Fund's investments are concentrated in the securities or other assets of one or more issuers, countries or other geographic units, markets, industries, project types, or asset classes.

**Cybersecurity Risk.** Failures or breaches of the electronic systems of the Fund, its adviser, distributor, Index Provider, other service providers, counterparties, or issuers of assets in which the

Fund invests may cause disruptions that negatively impact the Fund and its shareholders. While the Fund has established business continuity plans and risk management systems seeking to address system breaches or failures, there are inherent limitations in such plans and systems. The Fund cannot control the cybersecurity plans and systems of its service providers, counterparties, and other third parties whose activities affect the Fund. In addition, cyber incidents may adversely impact the issuers of securities in which the Fund invests, which may cause such investments to lose value.

**Issuer Risk.** The performance of the Fund depends on the performance of individual securities or other assets to which the Fund has exposure. The value of securities or other assets may decline, or perform differently from the market as a whole, due to changes in the financial condition or credit rating of the issuer or counterparty.

**Large-Capitalization Companies Risk.** Large-capitalization companies may be less able than smaller-capitalization companies to adapt to changing market conditions and competitive challenges. Large-capitalization companies may be more mature and subject to more limited growth potential compared with smaller-capitalization companies. The performance of large-capitalization companies could trail the overall performance of the broader securities markets.

**Management Risk.** The Fund generally does not attempt to take defensive positions under any market conditions, including declining markets. As the Fund will not fully replicate the Underlying Index and may hold securities or other assets not included in the Underlying Index, it is subject to the risk that the investment strategy of BFA may not produce the intended results. There is no guarantee that the Fund's investment results will have a high degree of correlation to those of the Underlying Index or that the Fund will achieve its investment objective.

**Market Trading Risk.** The Fund faces numerous market trading risks, including the potential lack of an active market for Fund shares (including through a trading halt), losses from trading in secondary markets, periods of high volatility, and disruptions in the process of creating and redeeming Fund shares. Any of these factors, among others, may lead to the Fund's shares trading in the secondary market at a premium or discount to NAV or to the intraday value of the Fund's portfolio holdings. If you buy Fund shares at a time when the market price is at a premium to NAV or sell Fund shares at a time when the market price is at a discount to NAV, you may pay significantly more or receive significantly less than the underlying value of the Fund shares.

**Operational Risk.** The Fund is exposed to operational risks arising from a number of factors, including, but not limited to, human

error, processing and communication errors, errors of the Fund's service providers, counterparties or other third parties, failed or inadequate processes and technology or systems failures. The Fund and BFA seek to reduce these operational risks through controls and procedures. However, these measures do not address every possible risk and may be inadequate to address significant operational risks.

**Securities Lending Risk.** The Fund may engage in securities lending. Securities lending involves the risk that the Fund may lose money because the borrower of the loaned securities fails to return the securities in a timely manner or at all. The Fund could also lose money in the event of a decline in the value of collateral provided for loaned securities or a decline in the value of any investments made with cash collateral. These events could also trigger adverse tax consequences for the Fund.

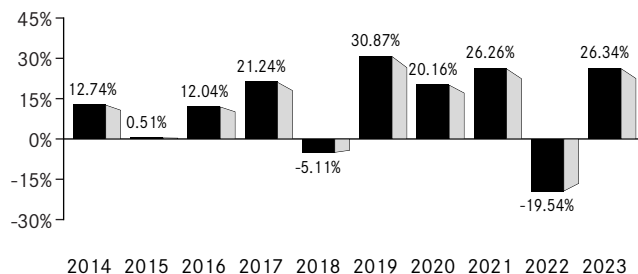
**Technology Companies Risk.** Technology companies and companies that rely heavily on technological advances may have limited product lines, markets, financial resources, supply chains and personnel. These companies typically face intense competition, potentially rapid product obsolescence and changes in product cycles and customer preferences. They may face unexpected risks and costs associated with technological developments, such as artificial intelligence and machine learning. Technology companies also depend heavily on intellectual property rights and may be adversely affected by the loss or impairment of those rights. Technology companies may face increased government scrutiny and may be subject to adverse government or legal action.

**Tracking Error Risk.** The Fund may be subject to "tracking error," which is the divergence of the Fund's performance from that of the Underlying Index. Tracking error may occur due to a number of factors, including differences between the securities and other assets held in the Fund's portfolio and those included in the Underlying Index; differences in the timing and methodologies used to value securities and other assets; transaction costs and other expenses incurred by the Fund that the Underlying Index does not incur; the Fund's holding of uninvested cash; differences in the timing of the accrual or the valuation of dividends or interest received by the Fund or distributions paid to Fund shareholders; tax gains or losses; the requirements for the Fund to maintain pass-through tax treatment; portfolio transactions carried out to minimize the distribution of capital gains to shareholders; the acceptance of custom baskets; changes to the Underlying Index; and impacts to the Fund of complying with certain regulatory requirements or limits. Tracking error risk may be heightened during times of increased market volatility or other unusual market conditions.

## Performance Information

The performance information below illustrates how the Fund's performance has varied over different periods and provides some indication of the risks of investing in the Fund. The bar chart shows how the performance of the Fund has varied from one calendar year to another over the periods shown. The table compares the Fund's performance to that of an appropriate broad-based securities market index and the Underlying Index. Fund returns assume the reinvestment of any dividends and distributions. The Fund's returns reflect the impact of any agreements to waive or reimburse expenses, which would reduce performance if not in effect. Past performance (before and after taxes) does not necessarily indicate how the Fund will perform in the future. Updated performance information, including the Fund's current NAV, may be obtained by visiting [www.iShares.com](http://www.iShares.com) or by calling 1-800-iShares (1-800-474-2737) (toll free).

### Calendar Year-by-Year Returns



### Calendar Year-to-Date Return

During the periods shown in the chart:

Best Quarter  
Worst Quarter

Return (%)	Period Ended
14.17%	June 30, 2024
21.71%	June 30, 2020
-20.49%	Mar. 31, 2020

### Average Annual Total Returns (for the periods ended December 31, 2023)

#### (Inception Date: 6/12/2000)

	One Year	Five Years	Ten Years
Return Before Taxes	26.34%	15.08%	11.42%
Return After Taxes on Distributions	25.91%	14.67%	10.97%
Return After Taxes on Distributions and Sale of Fund Shares	15.84%	12.08%	9.36%
<b>S&amp;P Total Market Index</b> <sup>1</sup> (Returns do not reflect deductions for fees, expenses or taxes)	26.06%	15.05%	11.40%
<b>Dow Jones U.S. Index</b> (Returns do not reflect deductions for fees, expenses or taxes)	26.53%	15.29%	11.61%

<sup>1</sup> The Fund has added this broad-based index in response to new regulatory requirements.

After-tax returns in the table above are calculated using the historical highest individual U.S. federal marginal income tax rates and do not reflect the impact of state or local taxes. Actual after-tax returns depend on an investor's tax situation and may differ from those shown, and after-tax returns shown are not relevant to tax-exempt investors or investors who hold shares through tax-deferred arrangements, such as 401(k) plans or individual retirement accounts ("IRAs"). Fund returns after taxes on distributions and sales of Fund shares are calculated assuming that an investor has sufficient capital gains of the same character from other investments to offset any capital losses from the sales of Fund shares. As a result, Fund returns after taxes on distributions and sales of Fund shares may exceed Fund returns before taxes and/or returns after taxes on distributions.

## Management

**Investment Adviser.** BlackRock Fund Advisors.

**Portfolio Managers.** Jennifer Hsui, Greg Savage and Paul Whitehead (the “Portfolio Managers”) are primarily responsible for the day-to-day management of the Fund. Each Portfolio Manager supervises a portfolio management team. Ms. Hsui, Mr. Savage and Mr. Whitehead have been Portfolio Managers of the Fund since 2012, 2008 and 2022, respectively.

## Purchase and Sale of Fund Shares

The Fund is an exchange-traded fund (commonly referred to as an “ETF”). Individual shares of the Fund may only be bought and sold in the secondary market through a broker-dealer. Because ETF shares trade at market prices rather than at NAV, shares may trade at a price greater than NAV (a premium) or less than NAV (a discount). An investor may incur costs attributable to the difference between the highest price a buyer is willing to pay to purchase shares of the Fund (bid) and the lowest price a seller is willing to accept for shares of the Fund (ask) when buying or selling shares in the secondary market (the “bid-ask spread”).

## Tax Information

The Fund intends to make distributions that may be taxable to you as ordinary income or capital gains, unless you are investing through a tax-deferred arrangement such as a 401(k) plan or an IRA, in which case, your distributions generally will be taxed when withdrawn.

## Payments to Broker-Dealers and Other Financial Intermediaries

If you purchase shares of the Fund through a broker-dealer or other financial intermediary (such as a bank), BFA or other related companies may pay the intermediary for marketing activities and presentations, educational training programs, conferences, the development of technology platforms and reporting systems or other services related to the sale or promotion of the Fund. These payments may create a conflict of interest by influencing the broker-dealer or other intermediary and your salesperson to recommend the Fund over another investment. Ask your salesperson or visit your financial intermediary’s website for more information.

# iSHARES<sup>®</sup> MORNINGSTAR GROWTH ETF

Ticker: ILCG

Stock Exchange: NYSE Arca

## Investment Objective

The iShares Morningstar Growth ETF (the “Fund”) seeks to track the investment results of an index composed of large- and mid-capitalization U.S. equities that exhibit growth characteristics.

## Fees and Expenses

The following table describes the fees and expenses that you will incur if you buy, hold and sell shares of the Fund. The investment advisory agreement between iShares Trust (the “Trust”) and BlackRock Fund Advisors (“BFA”) (the “Investment Advisory Agreement”) provides that BFA will pay all operating expenses of the Fund, except: (i) the management fees, (ii) interest expenses, (iii) taxes, (iv) expenses incurred with respect to the acquisition and disposition of portfolio securities and the execution of portfolio transactions, including brokerage commissions, (v) distribution fees or expenses, and (vi) litigation expenses and any extraordinary expenses.

**You may pay other fees, such as brokerage commissions and other fees to financial intermediaries, which are not reflected in the tables and examples below.**

Annual Fund Operating Expenses (ongoing expenses that you pay each year as a percentage of the value of your investments) <sup>1</sup>			
<u>Management Fees</u>	<u>Distribution and Service (12b-1) Fees</u>	<u>Other Expenses<sup>2</sup></u>	<u>Total Annual Fund Operating Expenses</u>
0.04%	None	0.00%	0.04%

<sup>1</sup> Operating expenses paid by BFA under the Investment Advisory Agreement exclude acquired fund fees and expenses, if any.

<sup>2</sup> The amount rounded to 0.00%.

**Example.** This Example is intended to help you compare the cost of owning shares of the Fund with the cost of investing in other funds. The Example assumes that you invest \$10,000 in the Fund for the time periods indicated and then sell all of your shares at the end of those periods. The Example also assumes that your investment has a 5% return each year and that the Fund’s operating expenses remain the same. Although your actual costs may be higher or lower, based on these assumptions, your costs would be:

<u>1 Year</u>	<u>3 Years</u>	<u>5 Years</u>	<u>10 Years</u>
\$4	\$13	\$23	\$51

**Portfolio Turnover.** The Fund may pay transaction costs, such as commissions, when it buys and sells securities (or “turns over” its portfolio). A higher portfolio turnover rate may indicate higher transaction costs and may result in higher taxes when Fund shares are held in a taxable account. These costs, which are not reflected in the Annual Fund Operating Expenses or in the Example, affect the Fund’s performance. During the most recent fiscal year, the Fund’s portfolio turnover rate was 19% of the average value of its portfolio.

## Principal Investment Strategies

The Fund seeks to track the investment results of the Morningstar<sup>®</sup> US Large-Mid Cap Broad Growth Index<sup>SM</sup> (the “Underlying Index”), which measures the performance of U.S. stocks issued by “large-mid capitalization” companies that have exhibited above-average “growth” characteristics as determined by Morningstar, Inc. (“Morningstar” or the “Index Provider”). Morningstar defines “large-mid capitalization” stocks as those stocks that form approximately the top 90% of the market capitalization of the stocks eligible to be included in the Morningstar<sup>®</sup> US Market Extended Index<sup>SM</sup> (a diversified broad

market index that represents approximately 99.5% of the market capitalization of publicly traded U.S. stocks and includes only those stocks in the top 75% of companies in the investable universe based on a liquidity score of the Index Provider). The Index Provider then designates stocks as “blend,” “growth” or “value” based on their style orientations. The stocks in the Underlying Index are designated as “growth” because they are issued by companies that typically have higher than average historical and forecasted earnings, sales, book value and cash flow growth.

The stocks in the Underlying Index are weighted according to the total value of shares that are publicly owned and available for investment. As of April 30, 2024, a significant portion of the Underlying Index is represented by securities of companies in the industrials and technology industries or sectors. The components of the Underlying Index are likely to change over time.

BFA uses an indexing approach to try to achieve the Fund’s investment objective. Unlike many investment companies, the Fund does not try to “beat” the index it tracks and does not seek temporary defensive positions when markets decline or appear overvalued.

Indexing may eliminate the chance that the Fund will substantially outperform the Underlying Index but also may reduce some of the risks of active management, such as poor security selection. Indexing seeks to achieve lower costs and better after-tax performance by aiming to keep portfolio turnover low in comparison to actively managed investment companies.

BFA uses a representative sampling indexing strategy to manage the Fund. “Representative sampling” is an indexing strategy that involves investing in a representative sample of securities that collectively has an investment profile similar to that of an applicable underlying index. The securities selected are expected to have, in the aggregate, investment characteristics (based on factors such as market capitalization and industry weightings), fundamental characteristics (such as return variability and yield) and liquidity measures similar to those of an applicable underlying index. The Fund may or may not hold all of the securities in the Underlying Index.

The Fund generally will invest at least 80% of its assets in the component securities of its Underlying Index and may invest up to 20% of its assets in certain futures, options and swap contracts, cash and cash equivalents, including shares of money market funds advised by BFA or its affiliates, as well as in securities not included in the Underlying Index, but which BFA believes will help the Fund track the Underlying Index. Cash and cash equivalent investments associated with a derivative position will be treated as part of that position for the purposes of calculating the percentage of investments included in the Underlying Index. The Fund seeks to track the investment results of the Underlying Index before fees and expenses of the Fund.

The Fund may lend securities representing up to one-third of the value of the Fund’s total assets (including the value of any collateral received).

The Underlying Index is sponsored by Morningstar, which is independent of the Fund and BFA. The Index Provider determines the composition and relative weightings of the securities in the Underlying Index and publishes information regarding the market value of the Underlying Index.

**Industry Concentration Policy.** The Fund will concentrate its investments (*i.e.*, hold 25% or more of its total assets) in a particular industry or group of industries to approximately the same extent that the Underlying Index is concentrated. For purposes of this limitation, securities of the U.S. government (including its agencies and instrumentalities) and repurchase agreements collateralized by U.S. government securities are not considered to be issued by members of any industry.

## Summary of Principal Risks

As with any investment, you could lose all or part of your investment in the Fund, and the Fund’s performance could trail that of other investments. The Fund is subject to certain risks, including the principal risks noted below, any of which may adversely affect the Fund’s net asset value per share (“NAV”), trading price, yield, total return and ability to meet its investment objective. Certain key risks are prioritized below (with others following in alphabetical order), but the relative significance of any risk is difficult to predict and may change over time. You should review each risk factor carefully.

**Risk of Investing in the U.S.** Investing in U.S. issuers subjects the Fund to legal, regulatory, political, currency, security, and economic risks that are specific to the U.S. Certain changes in the U.S., such as a weakening of the U.S. economy or a decline in its financial markets, may have an adverse effect on U.S. issuers.

**Large-Capitalization Companies Risk.** Large-capitalization companies may be less able than smaller-capitalization companies to adapt to changing market conditions and competitive challenges. Large-capitalization companies may be more mature and subject to more limited growth potential compared with smaller-capitalization companies. The performance of large-capitalization companies could trail the overall performance of the broader securities markets.

**Growth Securities Risk.** Growth securities are those issued by companies whose earnings growth potential appears to be greater than the market in general and whose revenue growth is expected to continue for an extended period of time. The prices of growth securities may be more volatile than those of other types of investments and can decline rapidly and significantly in reaction to negative news. Growth securities may underperform value securities and other types of assets as well as the overall stock market. Growth securities may go in and out of favor over time, which could affect the performance of the Fund.

**Equity Securities Risk.** Equity securities are subject to changes in value, and their values may be more volatile than those of other asset classes. The value of a security may decline for a number of reasons that may directly relate to the issuer as well as due to general industry or market conditions. Common stock is subordinated to preferred securities and debt in a company’s capital structure. Common stock has the lowest priority, and the greatest risk, with respect to dividends and any liquidation payments in the event of an issuer’s bankruptcy.

**Market Risk.** The Fund could lose money over short periods due to short-term market movements and over longer periods during more prolonged market downturns. Local, regional or global events such as war, acts of terrorism, pandemics or other public health issues, recessions, the prospect or occurrence of a sovereign default or other financial crisis, or other events could have a significant impact on the Fund and its investments and could result in increased premiums or discounts to the Fund’s NAV.

**Index-Related Risk.** The Index Provider may rely on various sources of information to assess the criteria of components of the Underlying Index, including information that may be based on assumptions and estimates. Neither the Fund nor BFA can offer assurances that the Index Provider’s methodology or sources of information will provide an accurate assessment of included components. Errors in index data, index computations or the construction of the Underlying Index in accordance with its methodology may occur, and the Index Provider may not identify or correct them promptly or at all, which may have an adverse impact on the Fund and its shareholders. Unusual market conditions or other unforeseen circumstances (such as natural disasters, political unrest or war) may impact the Index Provider or a third-party data provider and could cause the Index Provider to postpone a scheduled rebalance. This could cause the Underlying Index to vary from its normal or expected composition.

**Asset Class Risk.** The securities and other assets in the Underlying Index or in the Fund's portfolio may underperform in comparison to financial markets generally, a particular financial market, another index, or other asset classes.

**Authorized Participant Concentration Risk.** An "Authorized Participant" is a member or participant of a clearing agency registered with the SEC, which has a written agreement with the Fund or one of its service providers that allows the Authorized Participant to place orders for the purchase and redemption of creation units ("Creation Units"). Only an Authorized Participant may engage in creation or redemption transactions directly with the Fund. There are a limited number of institutions that may act as Authorized Participants for the Fund, including on an agency basis on behalf of other market participants. No Authorized Participant is obligated to engage in creation or redemption transactions. To the extent that Authorized Participants exit the business or do not place creation or redemption orders for the Fund and no other Authorized Participant places orders, Fund shares are more likely to trade at a premium or discount to NAV and possibly face trading halts or delisting.

**Concentration Risk.** The Fund may be susceptible to an increased risk of loss, including losses due to adverse events that affect the Fund's investments more than the market as a whole, to the extent that the Fund's investments are concentrated in the securities or other assets of one or more issuers, countries or other geographic units, markets, industries, project types, or asset classes.

**Cybersecurity Risk.** Failures or breaches of the electronic systems of the Fund, its adviser, distributor, Index Provider, other service providers, counterparties, or issuers of assets in which the Fund invests may cause disruptions that negatively impact the Fund and its shareholders. While the Fund has established business continuity plans and risk management systems seeking to address system breaches or failures, there are inherent limitations in such plans and systems. The Fund cannot control the cybersecurity plans and systems of its service providers, counterparties, and other third parties whose activities affect the Fund. In addition, cyber incidents may adversely impact the issuers of securities in which the Fund invests, which may cause such investments to lose value.

**Industrial Companies Risk.** Industrial companies face a number of risks, including supply chain and distribution disruptions, business interruptions, product obsolescence, third-party vendor risks, cyber attacks, trade disputes, product recalls, liability claims, scarcity of materials or parts, excess capacity, changes in consumer preferences, and volatility in commodity prices and currencies. The performance of such companies may also be affected by technological developments, labor relations, legislative and regulatory changes, government spending policies, and changes in domestic and international economies.

**Issuer Risk.** The performance of the Fund depends on the performance of individual securities or other assets to which the Fund has exposure. The value of securities or other assets may decline, or perform differently from the market as a whole, due to changes in the financial condition or credit rating of the issuer or counterparty.

**Management Risk.** The Fund generally does not attempt to take defensive positions under any market conditions, including declining markets. As the Fund will not fully replicate the Underlying Index and may hold securities or other assets not included in the Underlying Index, it is subject to the risk that the investment strategy of BFA may not produce the intended results. There is no guarantee that the Fund's investment results will have a high degree of correlation to those of the Underlying Index or that the Fund will achieve its investment objective.

**Market Trading Risk.** The Fund faces numerous market trading risks, including the potential lack of an active market for Fund shares (including through a trading halt), losses from trading in secondary markets, periods of high volatility, and disruptions in the process of creating and redeeming Fund shares. Any of these factors, among others, may lead to the Fund's shares trading in the secondary market at a premium or discount to NAV or to the intraday value of the Fund's portfolio holdings. If you buy Fund shares at a time when the market price is at a premium to NAV or sell Fund shares at a time when the market price is at a discount to NAV, you may pay significantly more or receive significantly less than the underlying value of the Fund shares.

**Mid-Capitalization Companies Risk.** Compared to large-capitalization companies, mid-capitalization companies may be less stable and more susceptible to adverse developments. The securities of mid-capitalization companies may be more volatile and less liquid than those of large-capitalization companies. As a result, the Fund's share price may be more volatile than that of a fund with a greater investment in large-capitalization stocks.

**Non-Diversification Risk.** The Fund is classified as "non-diversified." This means that, compared with funds that are classified as "diversified," the Fund may invest a greater percentage of its assets in securities or other instruments representing a small number of issuers or counterparties and thus may be more susceptible to the risks associated with these particular issuers or counterparties. As a result, the Fund's performance may depend to a greater extent on the performance of a small number of issuers or counterparties, which may lead to more volatility in the Fund's NAV.

**Operational Risk.** The Fund is exposed to operational risks arising from a number of factors, including, but not limited to, human error, processing and communication errors, errors of the Fund's service providers, counterparties or other third parties, failed or inadequate processes and technology or systems failures. The Fund and BFA seek to reduce these operational risks through controls and procedures. However, these measures do not address every possible risk and may be inadequate to address significant operational risks.

**Securities Lending Risk.** The Fund may engage in securities lending. Securities lending involves the risk that the Fund may lose money because the borrower of the loaned securities fails to return the securities in a timely manner or at all. The Fund could also lose money in the event of a decline in the value of collateral provided for loaned securities or a decline in the value of any investments made with cash collateral. These events could also trigger adverse tax consequences for the Fund.

**Technology Companies Risk.** Technology companies and companies that rely heavily on technological advances may have

limited product lines, markets, financial resources, supply chains and personnel. These companies typically face intense competition, potentially rapid product obsolescence and changes in product cycles and customer preferences. They may face unexpected risks and costs associated with technological developments, such as artificial intelligence and machine learning. Technology companies also depend heavily on intellectual property rights and may be adversely affected by the loss or impairment of those rights. Technology companies may face increased government scrutiny and may be subject to adverse government or legal action.

**Tracking Error Risk.** The Fund may be subject to “tracking error,” which is the divergence of the Fund’s performance from that of the Underlying Index. Tracking error may occur due to a number of factors, including differences between the securities and other

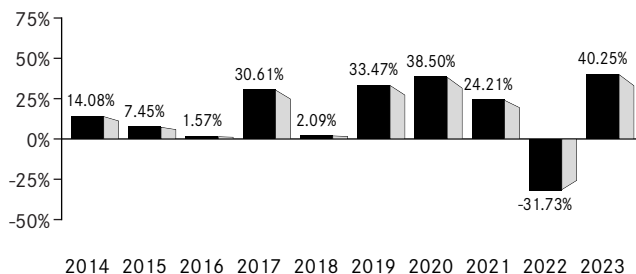
assets held in the Fund’s portfolio and those included in the Underlying Index; differences in the timing and methodologies used to value securities and other assets; transaction costs and other expenses incurred by the Fund that the Underlying Index does not incur; the Fund’s holding of uninvested cash; differences in the timing of the accrual or the valuation of dividends or interest received by the Fund or distributions paid to Fund shareholders; tax gains or losses; the requirements for the Fund to maintain pass-through tax treatment; portfolio transactions carried out to minimize the distribution of capital gains to shareholders; the acceptance of custom baskets; changes to the Underlying Index; and impacts to the Fund of complying with certain regulatory requirements or limits. Tracking error risk may be heightened during times of increased market volatility or other unusual market conditions.



## Performance Information

The performance information below illustrates how the Fund's performance has varied over different periods and provides some indication of the risks of investing in the Fund. The bar chart shows how the performance of the Fund has varied from one calendar year to another over the periods shown. The table compares the Fund's performance to that of an appropriate broad-based securities market index and the Underlying Index. Fund returns assume the reinvestment of any dividends and distributions. The Fund's returns reflect the impact of any agreements to waive or reimburse expenses, which would reduce performance if not in effect. Past performance (before and after taxes) does not necessarily indicate how the Fund will perform in the future. Updated performance information, including the Fund's current NAV, may be obtained by visiting [www.iShares.com](http://www.iShares.com) or by calling 1-800-iShares (1-800-474-2737) (toll free).

### Calendar Year-by-Year Returns



	<u>Return (%)</u>	<u>Period Ended</u>
<b>Calendar Year-to-Date Return</b>	20.50%	June 30, 2024
<b>During the periods shown in the chart:</b>		
Best Quarter	26.53%	June 30, 2020
Worst Quarter	-22.78%	June 30, 2022

### Average Annual Total Returns (for the periods ended December 31, 2023)

	<u>One Year</u>	<u>Five Years</u>	<u>Ten Years</u>
<b>(Inception Date: 06/28/2004)</b>			
Return Before Taxes	40.25%	17.07%	13.82%
Return After Taxes on Distributions	39.98%	16.91%	13.62%
Return After Taxes on Distributions and Sale of Fund Shares	23.96%	13.82%	11.59%
<b>Morningstar US Market Index<sup>1</sup></b> (Returns do not reflect deductions for fees, expenses or taxes)	26.43%	15.25%	11.60%
<b>Morningstar US Large-Mid Cap Broad Growth Index<sup>2</sup></b> (Returns do not reflect deductions for fees, expenses or taxes)	40.25%	17.21%	14.12%

<sup>1</sup> The Fund has added this broad-based index in response to new regulatory requirements.

<sup>2</sup> Index returns through March 21, 2021 reflect the performance of the Morningstar US Large Growth Index. Index returns beginning on March 22, 2021 reflect the performance of the Morningstar US Large-Mid Cap Broad Growth Index, which, effective as of March 22, 2021, replaced the Morningstar US Large Growth Index as the Underlying Index of the Fund.

After-tax returns in the table above are calculated using the historical highest individual U.S. federal marginal income tax rates and do not reflect the impact of state or local taxes. Actual after-tax returns depend on an investor's tax situation and may differ from those shown, and after-tax returns shown are not relevant to tax-exempt investors or investors who hold shares through tax-deferred arrangements, such as 401(k) plans or individual retirement accounts ("IRAs"). Fund returns after taxes on distributions and sales of Fund shares are calculated assuming that an investor has sufficient capital gains of the same character from other investments to offset any capital losses from the sales of Fund shares. As a result, Fund returns after taxes on distributions and sales of Fund shares may exceed Fund returns before taxes and/or returns after taxes on distributions.

## Management

**Investment Adviser.** BlackRock Fund Advisors.

**Portfolio Managers.** Jennifer Hsui, Greg Savage and Paul Whitehead (the “Portfolio Managers”) are primarily responsible for the day-to-day management of the Fund. Each Portfolio Manager supervises a portfolio management team. Ms. Hsui, Mr. Savage and Mr. Whitehead have been Portfolio Managers of the Fund since 2012, 2008 and 2022, respectively.

## Purchase and Sale of Fund Shares

The Fund is an exchange-traded fund (commonly referred to as an “ETF”). Individual shares of the Fund may only be bought and sold in the secondary market through a broker-dealer. Because ETF shares trade at market prices rather than at NAV, shares may trade at a price greater than NAV (a premium) or less than NAV (a discount). An investor may incur costs attributable to the difference between the highest price a buyer is willing to pay to purchase shares of the Fund (bid) and the lowest price a seller is willing to accept for shares of the Fund (ask) when buying or selling shares in the secondary market (the “bid-ask spread”).

## Tax Information

The Fund intends to make distributions that may be taxable to you as ordinary income or capital gains, unless you are investing through a tax-deferred arrangement such as a 401(k) plan or an IRA, in which case, your distributions generally will be taxed when withdrawn.

## Payments to Broker-Dealers and Other Financial Intermediaries

If you purchase shares of the Fund through a broker-dealer or other financial intermediary (such as a bank), BFA or other related companies may pay the intermediary for marketing activities and presentations, educational training programs, conferences, the development of technology platforms and reporting systems or other services related to the sale or promotion of the Fund. These payments may create a conflict of interest by influencing the broker-dealer or other intermediary and your salesperson to recommend the Fund over another investment. Ask your salesperson or visit your financial intermediary’s website for more information.

# iSHARES<sup>®</sup> MORNINGSTAR MID-CAP ETF

Ticker: IMCB

Stock Exchange: NYSE Arca

## Investment Objective

The iShares Morningstar Mid-Cap ETF (the “Fund”) seeks to track the investment results of an index composed of mid-capitalization U.S. equities.

## Fees and Expenses

The following table describes the fees and expenses that you will incur if you buy, hold and sell shares of the Fund. The investment advisory agreement between iShares Trust (the “Trust”) and BlackRock Fund Advisors (“BFA”) (the “Investment Advisory Agreement”) provides that BFA will pay all operating expenses of the Fund, except: (i) the management fees, (ii) interest expenses, (iii) taxes, (iv) expenses incurred with respect to the acquisition and disposition of portfolio securities and the execution of portfolio transactions, including brokerage commissions, (v) distribution fees or expenses, and (vi) litigation expenses and any extraordinary expenses.

**You may pay other fees, such as brokerage commissions and other fees to financial intermediaries, which are not reflected in the tables and examples below.**

Annual Fund Operating Expenses (ongoing expenses that you pay each year as a percentage of the value of your investments) <sup>1</sup>			
<u>Management Fees</u>	<u>Distribution and Service (12b-1) Fees</u>	<u>Other Expenses<sup>2</sup></u>	<u>Total Annual Fund Operating Expenses</u>
0.04%	None	0.00%	0.04%

<sup>1</sup> Operating expenses paid by BFA under the Investment Advisory Agreement exclude acquired fund fees and expenses, if any.

<sup>2</sup> The amount rounded to 0.00%.

**Example.** This Example is intended to help you compare the cost of owning shares of the Fund with the cost of investing in other funds. The Example assumes that you invest \$10,000 in the Fund for the time periods indicated and then sell all of your shares at the end of those periods. The Example also assumes that your investment has a 5% return each year and that the Fund’s operating expenses remain the same. Although your actual costs may be higher or lower, based on these assumptions, your costs would be:

<u>1 Year</u>	<u>3 Years</u>	<u>5 Years</u>	<u>10 Years</u>
\$4	\$13	\$23	\$51

**Portfolio Turnover.** The Fund may pay transaction costs, such as commissions, when it buys and sells securities (or “turns over” its portfolio). A higher portfolio turnover rate may indicate higher transaction costs and may result in higher taxes when Fund shares are held in a taxable account. These costs, which are not reflected in the Annual Fund Operating Expenses or in the Example, affect the Fund’s performance. During the most recent fiscal year, the Fund’s portfolio turnover rate was 26% of the average value of its portfolio.

## Principal Investment Strategies

The Fund seeks to track the investment results of the Morningstar<sup>®</sup> US Mid Cap Index<sup>SM</sup> (the “Underlying Index”), which measures the performance of U.S. stocks issued by mid-capitalization companies that have exhibited both “growth” and “value” characteristics as determined by Morningstar, Inc. (“Morningstar” or the “Index Provider”). Morningstar defines “mid-capitalization” stocks as those stocks that generally fall between the 70th and 90th percentile of the market capitalization of the stocks eligible to be included in the Morningstar<sup>®</sup> US Market Extended Index<sup>SM</sup> (a diversified broad market index that

represents approximately 99.5% of the market capitalization of publicly traded U.S. stocks and includes only those stocks of the top 75% of companies in the investable universe based on a liquidity score of the Index Provider). The Index Provider then designates stocks as “blend,” “growth” or “value” based on their style orientations. Stocks of companies with, for example, relatively higher average historical and forecasted earnings, sales, book value and cash flow growth would be designated as “growth” securities. Stocks of companies with, for example, relatively low valuations based on price-to-book ratios, price-to-earnings ratios and other factors are designated as “value” securities. Stocks that exhibit both growth and value characteristics are designated as “blend” securities and are included in the Underlying Index. The stocks in the Underlying Index are weighted according to the total value of shares that are publicly owned and available for investment.

As of April 30, 2024, a significant portion of the Underlying Index is represented by securities of companies in the industrials and technology industries or sectors. The components of the Underlying Index are likely to change over time.

BFA uses an indexing approach to try to achieve the Fund's investment objective. Unlike many investment companies, the Fund does not try to "beat" the index it tracks and does not seek temporary defensive positions when markets decline or appear overvalued.

Indexing may eliminate the chance that the Fund will substantially outperform the Underlying Index but also may reduce some of the risks of active management, such as poor security selection. Indexing seeks to achieve lower costs and better after-tax performance by aiming to keep portfolio turnover low in comparison to actively managed investment companies.

BFA uses a representative sampling indexing strategy to manage the Fund. "Representative sampling" is an indexing strategy that involves investing in a representative sample of securities that collectively has an investment profile similar to that of an applicable underlying index. The securities selected are expected to have, in the aggregate, investment characteristics (based on factors such as market capitalization and industry weightings), fundamental characteristics (such as return variability and yield) and liquidity measures similar to those of an applicable underlying index. The Fund may or may not hold all of the securities in the Underlying Index.

The Fund generally will invest at least 80% of its assets in the component securities of its Underlying Index and may invest up to 20% of its assets in certain futures, options and swap contracts, cash and cash equivalents, including shares of money market funds advised by BFA or its affiliates, as well as in securities not included in the Underlying Index, but which BFA believes will help the Fund track the Underlying Index. Cash and cash equivalent investments associated with a derivative position will be treated as part of that position for the purposes of calculating the percentage of investments included in the Underlying Index. The Fund seeks to track the investment results of the Underlying Index before fees and expenses of the Fund.

The Fund may lend securities representing up to one-third of the value of the Fund's total assets (including the value of any collateral received).

The Underlying Index is sponsored by Morningstar, which is independent of the Fund and BFA. The Index Provider determines the composition and relative weightings of the securities in the Underlying Index and publishes information regarding the market value of the Underlying Index.

**Industry Concentration Policy.** The Fund will concentrate its investments (*i.e.*, hold 25% or more of its total assets) in a particular industry or group of industries to approximately the same extent that the Underlying Index is concentrated. For purposes of this limitation, securities of the U.S. government (including its agencies and instrumentalities) and repurchase agreements collateralized by U.S. government securities are not considered to be issued by members of any industry.

## Summary of Principal Risks

As with any investment, you could lose all or part of your investment in the Fund, and the Fund's performance could trail that of other investments. The Fund is subject to certain risks, including the principal risks noted below, any of which may

adversely affect the Fund's net asset value per share ("NAV"), trading price, yield, total return and ability to meet its investment objective. Certain key risks are prioritized below (with others following in alphabetical order), but the relative significance of any risk is difficult to predict and may change over time. You should review each risk factor carefully.

**Risk of Investing in the U.S.** Investing in U.S. issuers subjects the Fund to legal, regulatory, political, currency, security, and economic risks that are specific to the U.S. Certain changes in the U.S., such as a weakening of the U.S. economy or a decline in its financial markets, may have an adverse effect on U.S. issuers.

**Mid-Capitalization Companies Risk.** Compared to large-capitalization companies, mid-capitalization companies may be less stable and more susceptible to adverse developments. The securities of mid-capitalization companies may be more volatile and less liquid than those of large-capitalization companies. As a result, the Fund's share price may be more volatile than that of a fund with a greater investment in large-capitalization stocks.

**Equity Securities Risk.** Equity securities are subject to changes in value, and their values may be more volatile than those of other asset classes. The value of a security may decline for a number of reasons that may directly relate to the issuer as well as due to general industry or market conditions. Common stock is subordinated to preferred securities and debt in a company's capital structure. Common stock has the lowest priority, and the greatest risk, with respect to dividends and any liquidation payments in the event of an issuer's bankruptcy.

**Market Risk.** The Fund could lose money over short periods due to short-term market movements and over longer periods during more prolonged market downturns. Local, regional or global events such as war, acts of terrorism, pandemics or other public health issues, recessions, the prospect or occurrence of a sovereign default or other financial crisis, or other events could have a significant impact on the Fund and its investments and could result in increased premiums or discounts to the Fund's NAV.

**Index-Related Risk.** The Index Provider may rely on various sources of information to assess the criteria of components of the Underlying Index, including information that may be based on assumptions and estimates. Neither the Fund nor BFA can offer assurances that the Index Provider's methodology or sources of information will provide an accurate assessment of included components. Errors in index data, index computations or the construction of the Underlying Index in accordance with its methodology may occur, and the Index Provider may not identify or correct them promptly or at all, which may have an adverse impact on the Fund and its shareholders. Unusual market conditions or other unforeseen circumstances (such as natural disasters, political unrest or war) may impact the Index Provider or a third-party data provider and could cause the Index Provider to postpone a scheduled rebalance. This could cause the Underlying Index to vary from its normal or expected composition.

**Asset Class Risk.** The securities and other assets in the Underlying Index or in the Fund's portfolio may underperform in comparison to financial markets generally, a particular financial market, another index, or other asset classes.

**Authorized Participant Concentration Risk.** An “Authorized Participant” is a member or participant of a clearing agency registered with the SEC, which has a written agreement with the Fund or one of its service providers that allows the Authorized Participant to place orders for the purchase and redemption of creation units (“Creation Units”). Only an Authorized Participant may engage in creation or redemption transactions directly with the Fund. There are a limited number of institutions that may act as Authorized Participants for the Fund, including on an agency basis on behalf of other market participants. No Authorized Participant is obligated to engage in creation or redemption transactions. To the extent that Authorized Participants exit the business or do not place creation or redemption orders for the Fund and no other Authorized Participant places orders, Fund shares are more likely to trade at a premium or discount to NAV and possibly face trading halts or delisting.

**Concentration Risk.** The Fund may be susceptible to an increased risk of loss, including losses due to adverse events that affect the Fund’s investments more than the market as a whole, to the extent that the Fund’s investments are concentrated in the securities or other assets of one or more issuers, countries or other geographic units, markets, industries, project types, or asset classes.

**Cybersecurity Risk.** Failures or breaches of the electronic systems of the Fund, its adviser, distributor, Index Provider, other service providers, counterparties, or issuers of assets in which the Fund invests may cause disruptions that negatively impact the Fund and its shareholders. While the Fund has established business continuity plans and risk management systems seeking to address system breaches or failures, there are inherent limitations in such plans and systems. The Fund cannot control the cybersecurity plans and systems of its service providers, counterparties, and other third parties whose activities affect the Fund. In addition, cyber incidents may adversely impact the issuers of securities in which the Fund invests, which may cause such investments to lose value.

**Growth Securities Risk.** Growth securities are those issued by companies whose earnings growth potential appears to be greater than the market in general and whose revenue growth is expected to continue for an extended period of time. The prices of growth securities may be more volatile than those of other types of investments and can decline rapidly and significantly in reaction to negative news. Growth securities may underperform value securities and other types of assets as well as the overall stock market. Growth securities may go in and out of favor over time, which could affect the performance of the Fund.

**Industrial Companies Risk.** Industrial companies face a number of risks, including supply chain and distribution disruptions, business interruptions, product obsolescence, third-party vendor risks, cyber attacks, trade disputes, product recalls, liability claims, scarcity of materials or parts, excess capacity, changes in consumer preferences, and volatility in commodity prices and currencies. The performance of such companies may also be affected by technological developments, labor relations, legislative and regulatory changes, government spending policies, and changes in domestic and international economies.

**Issuer Risk.** The performance of the Fund depends on the performance of individual securities or other assets to which the

Fund has exposure. The value of securities or other assets may decline, or perform differently from the market as a whole, due to changes in the financial condition or credit rating of the issuer or counterparty.

**Management Risk.** The Fund generally does not attempt to take defensive positions under any market conditions, including declining markets. As the Fund will not fully replicate the Underlying Index and may hold securities or other assets not included in the Underlying Index, it is subject to the risk that the investment strategy of BFA may not produce the intended results. There is no guarantee that the Fund’s investment results will have a high degree of correlation to those of the Underlying Index or that the Fund will achieve its investment objective.

**Market Trading Risk.** The Fund faces numerous market trading risks, including the potential lack of an active market for Fund shares (including through a trading halt), losses from trading in secondary markets, periods of high volatility, and disruptions in the process of creating and redeeming Fund shares. Any of these factors, among others, may lead to the Fund’s shares trading in the secondary market at a premium or discount to NAV or to the intraday value of the Fund’s portfolio holdings. If you buy Fund shares at a time when the market price is at a premium to NAV or sell Fund shares at a time when the market price is at a discount to NAV, you may pay significantly more or receive significantly less than the underlying value of the Fund shares.

**Operational Risk.** The Fund is exposed to operational risks arising from a number of factors, including, but not limited to, human error, processing and communication errors, errors of the Fund’s service providers, counterparties or other third parties, failed or inadequate processes and technology or systems failures. The Fund and BFA seek to reduce these operational risks through controls and procedures. However, these measures do not address every possible risk and may be inadequate to address significant operational risks.

**Securities Lending Risk.** The Fund may engage in securities lending. Securities lending involves the risk that the Fund may lose money because the borrower of the loaned securities fails to return the securities in a timely manner or at all. The Fund could also lose money in the event of a decline in the value of collateral provided for loaned securities or a decline in the value of any investments made with cash collateral. These events could also trigger adverse tax consequences for the Fund.

**Technology Companies Risk.** Technology companies and companies that rely heavily on technological advances may have limited product lines, markets, financial resources, supply chains and personnel. These companies typically face intense competition, potentially rapid product obsolescence and changes in product cycles and customer preferences. They may face unexpected risks and costs associated with technological developments, such as artificial intelligence and machine learning. Technology companies also depend heavily on intellectual property rights and may be adversely affected by the loss or impairment of those rights. Technology companies may face increased government scrutiny and may be subject to adverse government or legal action.

**Tracking Error Risk.** The Fund may be subject to “tracking error,” which is the divergence of the Fund’s performance from that of

the Underlying Index. Tracking error may occur due to a number of factors, including differences between the securities and other assets held in the Fund's portfolio and those included in the Underlying Index; differences in the timing and methodologies used to value securities and other assets; transaction costs and other expenses incurred by the Fund that the Underlying Index does not incur; the Fund's holding of uninvested cash; differences in the timing of the accrual or the valuation of dividends or interest received by the Fund or distributions paid to Fund shareholders; tax gains or losses; the requirements for the Fund to maintain pass-through tax treatment; portfolio transactions carried out to minimize the distribution of capital gains to shareholders; the acceptance of custom baskets; changes to the

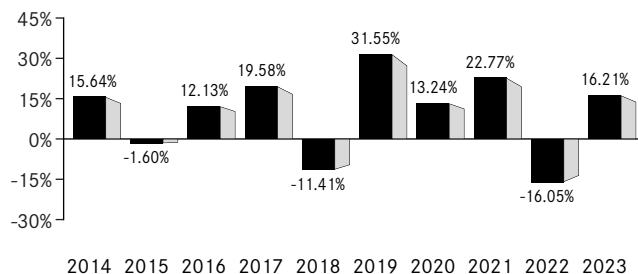
Underlying Index; and impacts to the Fund of complying with certain regulatory requirements or limits. Tracking error risk may be heightened during times of increased market volatility or other unusual market conditions.

**Value Securities Risk.** Value securities are those issued by companies that may be perceived as undervalued. Such securities may decline in price or fail to appreciate for long periods of time, and they may never realize their full potential value. Value securities may underperform growth securities and other types of assets as well as the overall stock market. Value securities may go in and out of favor over time, which could affect the performance of the Fund.

## Performance Information

The performance information below illustrates how the Fund's performance has varied over different periods and provides some indication of the risks of investing in the Fund. The bar chart shows how the performance of the Fund has varied from one calendar year to another over the periods shown. The table compares the Fund's performance to that of an appropriate broad-based securities market index and the Underlying Index. Fund returns assume the reinvestment of any dividends and distributions. The Fund's returns reflect the impact of any agreements to waive or reimburse expenses, which would reduce performance if not in effect. Past performance (before and after taxes) does not necessarily indicate how the Fund will perform in the future. Updated performance information, including the Fund's current NAV, may be obtained by visiting [www.iShares.com](http://www.iShares.com) or by calling 1-800-iShares (1-800-474-2737) (toll free).

### Calendar Year-by-Year Returns



### Calendar Year-to-Date Return

During the periods shown in the chart:

Best Quarter

Worst Quarter

Return (%)	Period Ended
5.25%	June 30, 2024
20.68%	June 30, 2020
-26.66%	Mar. 31, 2020

### Average Annual Total Returns (for the periods ended December 31, 2023)

#### (Inception Date: 06/28/2004)

	One Year	Five Years	Ten Years
Return Before Taxes	16.21%	12.28%	9.20%
Return After Taxes on Distributions	15.70%	11.85%	8.77%
Return After Taxes on Distributions and Sale of Fund Shares	9.83%	9.72%	7.42%
<b>Morningstar US Market Index</b> <sup>1</sup> (Returns do not reflect deductions for fees, expenses or taxes)	26.43%	15.25%	11.60%
<b>Morningstar US Mid Cap Index</b> <sup>2</sup> (Returns do not reflect deductions for fees, expenses or taxes)	16.24%	12.42%	9.40%

<sup>1</sup> The Fund has added this broad-based index in response to new regulatory requirements.

<sup>2</sup> Index returns through March 21, 2021 reflect the performance of the Morningstar US Mid Core Index. Index returns beginning on March 22, 2021 reflect the performance of the Morningstar US Mid Cap Index, which, effective as of March 22, 2021, replaced the Morningstar US Mid Core Index as the Underlying Index of the Fund.

After-tax returns in the table above are calculated using the historical highest individual U.S. federal marginal income tax rates and do not reflect the impact of state or local taxes. Actual after-tax returns depend on an investor's tax situation and may differ from those shown, and after-tax returns shown are not relevant to tax-exempt investors or investors who hold shares through tax-deferred arrangements, such as 401(k) plans or individual retirement accounts ("IRAs"). Fund returns after taxes on distributions and sales of Fund shares are calculated assuming that an investor has sufficient capital gains of the same character from other investments to offset any capital losses from the sales of Fund shares. As a result, Fund returns after taxes on distributions and sales of Fund shares may exceed Fund returns before taxes and/or returns after taxes on distributions.

## Management

**Investment Adviser.** BlackRock Fund Advisors.

**Portfolio Managers.** Jennifer Hsui, Greg Savage and Paul Whitehead (the “Portfolio Managers”) are primarily responsible for the day-to-day management of the Fund. Each Portfolio Manager supervises a portfolio management team. Ms. Hsui, Mr. Savage and Mr. Whitehead have been Portfolio Managers of the Fund since 2012, 2008 and 2022, respectively.

## Purchase and Sale of Fund Shares

The Fund is an exchange-traded fund (commonly referred to as an “ETF”). Individual shares of the Fund may only be bought and sold in the secondary market through a broker-dealer. Because ETF shares trade at market prices rather than at NAV, shares may trade at a price greater than NAV (a premium) or less than NAV (a discount). An investor may incur costs attributable to the difference between the highest price a buyer is willing to pay to purchase shares of the Fund (bid) and the lowest price a seller is willing to accept for shares of the Fund (ask) when buying or selling shares in the secondary market (the “bid-ask spread”).

## Tax Information

The Fund intends to make distributions that may be taxable to you as ordinary income or capital gains, unless you are investing through a tax-deferred arrangement such as a 401(k) plan or an IRA, in which case, your distributions generally will be taxed when withdrawn.

## Payments to Broker-Dealers and Other Financial Intermediaries

If you purchase shares of the Fund through a broker-dealer or other financial intermediary (such as a bank), BFA or other related companies may pay the intermediary for marketing activities and presentations, educational training programs, conferences, the development of technology platforms and reporting systems or other services related to the sale or promotion of the Fund. These payments may create a conflict of interest by influencing the broker-dealer or other intermediary and your salesperson to recommend the Fund over another investment. Ask your salesperson or visit your financial intermediary’s website for more information.



# iSHARES<sup>®</sup> MORNINGSTAR MID-CAP GROWTH ETF

Ticker: IMCG

Stock Exchange: NYSE Arca

## Investment Objective

The iShares Morningstar Mid-Cap Growth ETF (the “Fund”) seeks to track the investment results of an index composed of mid-capitalization U.S. equities that exhibit growth characteristics.

## Fees and Expenses

The following table describes the fees and expenses that you will incur if you buy, hold and sell shares of the Fund. The investment advisory agreement between iShares Trust (the “Trust”) and BlackRock Fund Advisors (“BFA”) (the “Investment Advisory Agreement”) provides that BFA will pay all operating expenses of the Fund, except: (i) the management fees, (ii) interest expenses, (iii) taxes, (iv) expenses incurred with respect to the acquisition and disposition of portfolio securities and the execution of portfolio transactions, including brokerage commissions, (v) distribution fees or expenses, and (vi) litigation expenses and any extraordinary expenses.

**You may pay other fees, such as brokerage commissions and other fees to financial intermediaries, which are not reflected in the tables and examples below.**

Annual Fund Operating Expenses (ongoing expenses that you pay each year as a percentage of the value of your investments) <sup>1</sup>			
Management Fees	Distribution and Service (12b-1) Fees	Other Expenses <sup>2</sup>	Total Annual Fund Operating Expenses
0.06%	None	0.00%	0.06%

<sup>1</sup> Operating expenses paid by BFA under the Investment Advisory Agreement exclude acquired fund fees and expenses, if any.

<sup>2</sup> The amount rounded to 0.00%.

**Example.** This Example is intended to help you compare the cost of owning shares of the Fund with the cost of investing in other funds. The Example assumes that you invest \$10,000 in the Fund for the time periods indicated and then sell all of your shares at the end of those periods. The Example also assumes that your investment has a 5% return each year and that the Fund’s operating expenses remain the same. Although your actual costs may be higher or lower, based on these assumptions, your costs would be:

1 Year	3 Years	5 Years	10 Years
\$6	\$19	\$34	\$77

**Portfolio Turnover.** The Fund may pay transaction costs, such as commissions, when it buys and sells securities (or “turns over” its portfolio). A higher portfolio turnover rate may indicate higher transaction costs and may result in higher taxes when Fund shares are held in a taxable account. These costs, which are not reflected in the Annual Fund Operating Expenses or in the Example, affect the Fund’s performance. During the most recent fiscal year, the Fund’s portfolio turnover rate was 34% of the average value of its portfolio.

## Principal Investment Strategies

The Fund seeks to track the investment results of the Morningstar<sup>®</sup> US Mid Cap Broad Growth Index<sup>SM</sup> (the “Underlying Index”), which measures the performance of U.S. stocks issued by mid-capitalization companies that have exhibited above-average “growth” characteristics as determined by Morningstar, Inc. (“Morningstar” or the “Index Provider”). Morningstar defines “mid-capitalization” stocks as those stocks that generally fall between the 70th and 90th percentile of the market capitalization of the stocks eligible to be included in the Morningstar<sup>®</sup> US Market Extended Index<sup>SM</sup> (a diversified broad market index that

represents approximately 99.5% of the market capitalization of publicly traded U.S. stocks and includes only those stocks of the top 75% of companies in the investable universe based on a liquidity score of the Index Provider). The Index Provider then designates stocks as “blend,” “growth” or “value” based on their style orientations. The stocks in the Underlying Index are designated as “growth” because they are issued by companies that typically have higher than average historical and forecasted earnings, sales, book value and cash flow growth. The stocks in the Underlying Index are weighted according to the total value of shares that are publicly owned and available for investment.

As of April 30, 2024, a significant portion of the Underlying Index is represented by securities of companies in the industrials and technology industries or sectors. The components of the Underlying Index are likely to change over time.

BFA uses an indexing approach to try to achieve the Fund’s investment objective. Unlike many investment companies, the Fund does not try to “beat” the index it tracks and does not seek temporary defensive positions when markets decline or appear overvalued.

Indexing may eliminate the chance that the Fund will substantially outperform the Underlying Index but also may reduce some of the risks of active management, such as poor security selection. Indexing seeks to achieve lower costs and better after-tax performance by aiming to keep portfolio turnover low in comparison to actively managed investment companies.

BFA uses a representative sampling indexing strategy to manage the Fund. "Representative sampling" is an indexing strategy that involves investing in a representative sample of securities that collectively has an investment profile similar to that of an applicable underlying index. The securities selected are expected to have, in the aggregate, investment characteristics (based on factors such as market capitalization and industry weightings), fundamental characteristics (such as return variability and yield) and liquidity measures similar to those of an applicable underlying index. The Fund may or may not hold all of the securities in the Underlying Index.

The Fund generally will invest at least 80% of its assets in the component securities of its Underlying Index and may invest up to 20% of its assets in certain futures, options and swap contracts, cash and cash equivalents, including shares of money market funds advised by BFA or its affiliates, as well as in securities not included in the Underlying Index, but which BFA believes will help the Fund track the Underlying Index. Cash and cash equivalent investments associated with a derivative position will be treated as part of that position for the purposes of calculating the percentage of investments included in the Underlying Index. The Fund seeks to track the investment results of the Underlying Index before fees and expenses of the Fund.

The Fund may lend securities representing up to one-third of the value of the Fund's total assets (including the value of any collateral received).

The Underlying Index is sponsored by Morningstar, which is independent of the Fund and BFA. The Index Provider determines the composition and relative weightings of the securities in the Underlying Index and publishes information regarding the market value of the Underlying Index.

**Industry Concentration Policy.** The Fund will concentrate its investments (*i.e.*, hold 25% or more of its total assets) in a particular industry or group of industries to approximately the same extent that the Underlying Index is concentrated. For purposes of this limitation, securities of the U.S. government (including its agencies and instrumentalities) and repurchase agreements collateralized by U.S. government securities are not considered to be issued by members of any industry.

## Summary of Principal Risks

As with any investment, you could lose all or part of your investment in the Fund, and the Fund's performance could trail that of other investments. The Fund is subject to certain risks, including the principal risks noted below, any of which may adversely affect the Fund's net asset value per share ("NAV"), trading price, yield, total return and ability to meet its investment objective. Certain key risks are prioritized below (with others following in alphabetical order), but the relative significance of any risk is difficult to predict and may change over time. You should review each risk factor carefully.

**Risk of Investing in the U.S.** Investing in U.S. issuers subjects the Fund to legal, regulatory, political, currency, security, and economic risks that are specific to the U.S. Certain changes in the U.S., such as a weakening of the U.S. economy or a decline in its financial markets, may have an adverse effect on U.S. issuers.

**Mid-Capitalization Companies Risk.** Compared to large-capitalization companies, mid-capitalization companies may be less stable and more susceptible to adverse developments. The securities of mid-capitalization companies may be more volatile and less liquid than those of large-capitalization companies. As a result, the Fund's share price may be more volatile than that of a fund with a greater investment in large-capitalization stocks.

**Growth Securities Risk.** Growth securities are those issued by companies whose earnings growth potential appears to be greater than the market in general and whose revenue growth is expected to continue for an extended period of time. The prices of growth securities may be more volatile than those of other types of investments and can decline rapidly and significantly in reaction to negative news. Growth securities may underperform value securities and other types of assets as well as the overall stock market. Growth securities may go in and out of favor over time, which could affect the performance of the Fund.

**Equity Securities Risk.** Equity securities are subject to changes in value, and their values may be more volatile than those of other asset classes. The value of a security may decline for a number of reasons that may directly relate to the issuer as well as due to general industry or market conditions. Common stock is subordinated to preferred securities and debt in a company's capital structure. Common stock has the lowest priority, and the greatest risk, with respect to dividends and any liquidation payments in the event of an issuer's bankruptcy.

**Market Risk.** The Fund could lose money over short periods due to short-term market movements and over longer periods during more prolonged market downturns. Local, regional or global events such as war, acts of terrorism, pandemics or other public health issues, recessions, the prospect or occurrence of a sovereign default or other financial crisis, or other events could have a significant impact on the Fund and its investments and could result in increased premiums or discounts to the Fund's NAV.

**Index-Related Risk.** The Index Provider may rely on various sources of information to assess the criteria of components of the Underlying Index, including information that may be based on assumptions and estimates. Neither the Fund nor BFA can offer assurances that the Index Provider's methodology or sources of information will provide an accurate assessment of included components. Errors in index data, index computations or the construction of the Underlying Index in accordance with its methodology may occur, and the Index Provider may not identify or correct them promptly or at all, which may have an adverse impact on the Fund and its shareholders. Unusual market conditions or other unforeseen circumstances (such as natural disasters, political unrest or war) may impact the Index Provider or a third-party data provider and could cause the Index Provider to postpone a scheduled rebalance. This could cause the Underlying Index to vary from its normal or expected composition.

**Asset Class Risk.** The securities and other assets in the Underlying Index or in the Fund's portfolio may underperform in comparison to financial markets generally, a particular financial market, another index, or other asset classes.

**Authorized Participant Concentration Risk.** An "Authorized Participant" is a member or participant of a clearing agency registered with the SEC, which has a written agreement with the Fund or one of its service providers that allows the Authorized Participant to place orders for the purchase and redemption of creation units ("Creation Units"). Only an Authorized Participant may engage in creation or redemption transactions directly with the Fund. There are a limited number of institutions that may act as Authorized Participants for the Fund, including on an agency basis on behalf of other market participants. No Authorized Participant is obligated to engage in creation or redemption transactions. To the extent that Authorized Participants exit the business or do not place creation or redemption orders for the Fund and no other Authorized Participant places orders, Fund shares are more likely to trade at a premium or discount to NAV and possibly face trading halts or delisting.

**Concentration Risk.** The Fund may be susceptible to an increased risk of loss, including losses due to adverse events that affect the Fund's investments more than the market as a whole, to the extent that the Fund's investments are concentrated in the securities or other assets of one or more issuers, countries or other geographic units, markets, industries, project types, or asset classes.

**Cybersecurity Risk.** Failures or breaches of the electronic systems of the Fund, its adviser, distributor, Index Provider, other service providers, counterparties, or issuers of assets in which the Fund invests may cause disruptions that negatively impact the Fund and its shareholders. While the Fund has established business continuity plans and risk management systems seeking to address system breaches or failures, there are inherent limitations in such plans and systems. The Fund cannot control the cybersecurity plans and systems of its service providers, counterparties, and other third parties whose activities affect the Fund. In addition, cyber incidents may adversely impact the issuers of securities in which the Fund invests, which may cause such investments to lose value.

**Industrial Companies Risk.** Industrial companies face a number of risks, including supply chain and distribution disruptions, business interruptions, product obsolescence, third-party vendor risks, cyber attacks, trade disputes, product recalls, liability claims, scarcity of materials or parts, excess capacity, changes in consumer preferences, and volatility in commodity prices and currencies. The performance of such companies may also be affected by technological developments, labor relations, legislative and regulatory changes, government spending policies, and changes in domestic and international economies.

**Issuer Risk.** The performance of the Fund depends on the performance of individual securities or other assets to which the Fund has exposure. The value of securities or other assets may decline, or perform differently from the market as a whole, due to changes in the financial condition or credit rating of the issuer or counterparty.

**Management Risk.** The Fund generally does not attempt to take defensive positions under any market conditions, including declining markets. As the Fund will not fully replicate the Underlying Index and may hold securities or other assets not included in the Underlying Index, it is subject to the risk that the investment strategy of BFA may not produce the intended results. There is no guarantee that the Fund's investment results will have a high degree of correlation to those of the Underlying Index or that the Fund will achieve its investment objective.

**Market Trading Risk.** The Fund faces numerous market trading risks, including the potential lack of an active market for Fund shares (including through a trading halt), losses from trading in secondary markets, periods of high volatility, and disruptions in the process of creating and redeeming Fund shares. Any of these factors, among others, may lead to the Fund's shares trading in the secondary market at a premium or discount to NAV or to the intraday value of the Fund's portfolio holdings. If you buy Fund shares at a time when the market price is at a premium to NAV or sell Fund shares at a time when the market price is at a discount to NAV, you may pay significantly more or receive significantly less than the underlying value of the Fund shares.

**Operational Risk.** The Fund is exposed to operational risks arising from a number of factors, including, but not limited to, human error, processing and communication errors, errors of the Fund's service providers, counterparties or other third parties, failed or inadequate processes and technology or systems failures. The Fund and BFA seek to reduce these operational risks through controls and procedures. However, these measures do not address every possible risk and may be inadequate to address significant operational risks.

**Securities Lending Risk.** The Fund may engage in securities lending. Securities lending involves the risk that the Fund may lose money because the borrower of the loaned securities fails to return the securities in a timely manner or at all. The Fund could also lose money in the event of a decline in the value of collateral provided for loaned securities or a decline in the value of any investments made with cash collateral. These events could also trigger adverse tax consequences for the Fund.

**Technology Companies Risk.** Technology companies and companies that rely heavily on technological advances may have limited product lines, markets, financial resources, supply chains and personnel. These companies typically face intense competition, potentially rapid product obsolescence and changes in product cycles and customer preferences. They may face unexpected risks and costs associated with technological developments, such as artificial intelligence and machine learning. Technology companies also depend heavily on intellectual property rights and may be adversely affected by the loss or impairment of those rights. Technology companies may face increased government scrutiny and may be subject to adverse government or legal action.

**Tracking Error Risk.** The Fund may be subject to "tracking error," which is the divergence of the Fund's performance from that of the Underlying Index. Tracking error may occur due to a number of factors, including differences between the securities and other assets held in the Fund's portfolio and those included in the Underlying Index; differences in the timing and methodologies used to value securities and other assets; transaction costs and

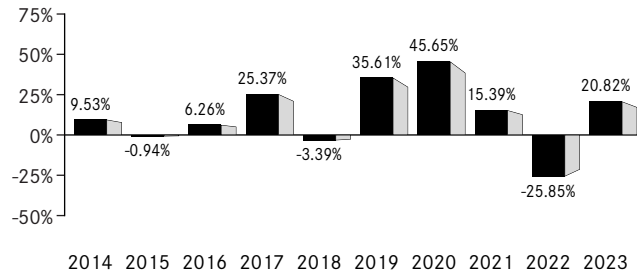
other expenses incurred by the Fund that the Underlying Index does not incur; the Fund's holding of uninvested cash; differences in the timing of the accrual or the valuation of dividends or interest received by the Fund or distributions paid to Fund shareholders; tax gains or losses; the requirements for the Fund to maintain pass-through tax treatment; portfolio transactions

carried out to minimize the distribution of capital gains to shareholders; the acceptance of custom baskets; changes to the Underlying Index; and impacts to the Fund of complying with certain regulatory requirements or limits. Tracking error risk may be heightened during times of increased market volatility or other unusual market conditions.

## Performance Information

The performance information below illustrates how the Fund's performance has varied over different periods and provides some indication of the risks of investing in the Fund. The bar chart shows how the performance of the Fund has varied from one calendar year to another over the periods shown. The table compares the Fund's performance to that of an appropriate broad-based securities market index and the Underlying Index. Fund returns assume the reinvestment of any dividends and distributions. The Fund's returns reflect the impact of any agreements to waive or reimburse expenses, which would reduce performance if not in effect. Past performance (before and after taxes) does not necessarily indicate how the Fund will perform in the future. Updated performance information, including the Fund's current NAV, may be obtained by visiting [www.iShares.com](http://www.iShares.com) or by calling 1-800-iShares (1-800-474-2737) (toll free).

### Calendar Year-by-Year Returns



	<u>Return (%)</u>	<u>Period Ended</u>
<b>Calendar Year-to-Date Return</b>	5.52%	June 30, 2024
<b>During the periods shown in the chart:</b>		
Best Quarter	34.59%	June 30, 2020
Worst Quarter	-19.07%	June 30, 2022

### Average Annual Total Returns (for the periods ended December 31, 2023)

	<u>One Year</u>	<u>Five Years</u>	<u>Ten Years</u>
<b>(Inception Date: 06/28/2004)</b>			
Return Before Taxes	20.82%	15.34%	11.05%
Return After Taxes on Distributions	20.52%	15.18%	10.91%
Return After Taxes on Distributions and Sale of Fund Shares	12.46%	12.36%	9.15%
<b>Morningstar US Market Index</b> <sup>1</sup> (Returns do not reflect deductions for fees, expenses or taxes)	26.43%	15.25%	11.60%
<b>Morningstar US Mid Cap Broad Growth Index</b> <sup>2</sup> (Returns do not reflect deductions for fees, expenses or taxes)	20.84%	15.53%	11.26%

<sup>1</sup> The Fund has added this broad-based index in response to new regulatory requirements.

<sup>2</sup> Index returns through March 21, 2021 reflect the performance of the Morningstar US Mid Growth Index. Index returns beginning on March 22, 2021 reflect the performance of the Morningstar US Mid Cap Broad Growth Index, which, effective as of March 22, 2021, replaced the Morningstar US Mid Growth Index as the Underlying Index of the Fund.

After-tax returns in the table above are calculated using the historical highest individual U.S. federal marginal income tax rates and do not reflect the impact of state or local taxes. Actual after-tax returns depend on an investor's tax situation and may differ from those shown, and after-tax returns shown are not relevant to tax-exempt investors or investors who hold shares through tax-deferred arrangements, such as 401(k) plans or individual retirement accounts ("IRAs"). Fund returns after taxes on distributions and sales of Fund shares are calculated assuming that an investor has sufficient capital gains of the same character from other investments to offset any capital losses from the sales of Fund shares. As a result, Fund returns after taxes on distributions and sales of Fund shares may exceed Fund returns before taxes and/or returns after taxes on distributions.

## Management

**Investment Adviser.** BlackRock Fund Advisors.

**Portfolio Managers.** Jennifer Hsui, Greg Savage and Paul Whitehead (the “Portfolio Managers”) are primarily responsible for the day-to-day management of the Fund. Each Portfolio Manager supervises a portfolio management team. Ms. Hsui, Mr. Savage and Mr. Whitehead have been Portfolio Managers of the Fund since 2012, 2008 and 2022, respectively.

## Purchase and Sale of Fund Shares

The Fund is an exchange-traded fund (commonly referred to as an “ETF”). Individual shares of the Fund may only be bought and sold in the secondary market through a broker-dealer. Because ETF shares trade at market prices rather than at NAV, shares may trade at a price greater than NAV (a premium) or less than NAV (a discount). An investor may incur costs attributable to the difference between the highest price a buyer is willing to pay to purchase shares of the Fund (bid) and the lowest price a seller is willing to accept for shares of the Fund (ask) when buying or selling shares in the secondary market (the “bid-ask spread”).

## Tax Information

The Fund intends to make distributions that may be taxable to you as ordinary income or capital gains, unless you are investing through a tax-deferred arrangement such as a 401(k) plan or an IRA, in which case, your distributions generally will be taxed when withdrawn.

## Payments to Broker-Dealers and Other Financial Intermediaries

If you purchase shares of the Fund through a broker-dealer or other financial intermediary (such as a bank), BFA or other related companies may pay the intermediary for marketing activities and presentations, educational training programs, conferences, the development of technology platforms and reporting systems or other services related to the sale or promotion of the Fund. These payments may create a conflict of interest by influencing the broker-dealer or other intermediary and your salesperson to recommend the Fund over another investment. Ask your salesperson or visit your financial intermediary’s website for more information.

# iSHARES<sup>®</sup> MORNINGSTAR MID-CAP VALUE ETF

Ticker: IMCV

Stock Exchange: Nasdaq

## Investment Objective

The iShares Morningstar Mid-Cap Value ETF (the “Fund”) seeks to track the investment results of an index composed of mid-capitalization U.S. equities that exhibit value characteristics.

## Fees and Expenses

The following table describes the fees and expenses that you will incur if you buy, hold and sell shares of the Fund. The investment advisory agreement between iShares Trust (the “Trust”) and BlackRock Fund Advisors (“BFA”) (the “Investment Advisory Agreement”) provides that BFA will pay all operating expenses of the Fund, except: (i) the management fees, (ii) interest expenses, (iii) taxes, (iv) expenses incurred with respect to the acquisition and disposition of portfolio securities and the execution of portfolio transactions, including brokerage commissions, (v) distribution fees or expenses, and (vi) litigation expenses and any extraordinary expenses.

**You may pay other fees, such as brokerage commissions and other fees to financial intermediaries, which are not reflected in the tables and examples below.**

Annual Fund Operating Expenses (ongoing expenses that you pay each year as a percentage of the value of your investments) <sup>1</sup>			
<u>Management Fees</u>	<u>Distribution and Service (12b-1) Fees</u>	<u>Other Expenses<sup>2</sup></u>	<u>Total Annual Fund Operating Expenses</u>
0.06%	None	0.00%	0.06%

<sup>1</sup> Operating expenses paid by BFA under the Investment Advisory Agreement exclude acquired fund fees and expenses, if any.

<sup>2</sup> The amount rounded to 0.00%.

**Example.** This Example is intended to help you compare the cost of owning shares of the Fund with the cost of investing in other funds. The Example assumes that you invest \$10,000 in the Fund for the time periods indicated and then sell all of your shares at the end of those periods. The Example also assumes that your investment has a 5% return each year and that the Fund’s operating expenses remain the same. Although your actual costs may be higher or lower, based on these assumptions, your costs would be:

<u>1 Year</u>	<u>3 Years</u>	<u>5 Years</u>	<u>10 Years</u>
\$6	\$19	\$34	\$77

**Portfolio Turnover.** The Fund may pay transaction costs, such as commissions, when it buys and sells securities (or “turns over” its portfolio). A higher portfolio turnover rate may indicate higher transaction costs and may result in higher taxes when Fund shares are held in a taxable account. These costs, which are not reflected in the Annual Fund Operating Expenses or in the Example, affect the Fund’s performance. During the most recent fiscal year, the Fund’s portfolio turnover rate was 43% of the average value of its portfolio.

## Principal Investment Strategies

The Fund seeks to track the investment results of the Morningstar<sup>®</sup> US Mid Cap Broad Value Index<sup>SM</sup> (the “Underlying Index”), which measures the performance of U.S. stocks issued by mid-capitalization companies that have exhibited “value” characteristics as determined by Morningstar, Inc. (“Morningstar” or the “Index Provider”). Morningstar defines “mid-capitalization” stocks as those stocks that generally fall between the 70th and 90th percentile of the market capitalization of the stocks eligible to be included in the Morningstar<sup>®</sup> US Market Extended Index<sup>SM</sup> (a diversified broad market index that represents

approximately 99.5% of the market capitalization of publicly traded U.S. stocks and includes only those stocks of the top 75% of companies in the investable universe based on a liquidity score of the Index Provider). The Index Provider then designates stocks as “blend,” “growth” or “value” based on their style orientations. The stocks in the Underlying Index are designated as “value” because they are issued by companies that typically have relatively low valuations based on price-to-earnings, price-to-book value, price-to-sales, price-to-cash flow and dividend yields. The stocks in the Underlying Index are weighted according to the total value of shares that are publicly owned and available for investment.

As of April 30, 2024, a significant portion of the Underlying Index is represented by securities of companies in the financial services and industrials industries or sectors. The components of the Underlying Index are likely to change over time.

BFA uses an indexing approach to try to achieve the Fund’s investment objective. Unlike many investment companies, the Fund does not try to “beat” the index it tracks and does not seek temporary defensive positions when markets decline or appear overvalued.

Indexing may eliminate the chance that the Fund will substantially outperform the Underlying Index but also may reduce some of the risks of active management, such as poor security selection. Indexing seeks to achieve lower costs and better after-tax performance by aiming to keep portfolio turnover low in comparison to actively managed investment companies.

BFA uses a representative sampling indexing strategy to manage the Fund. "Representative sampling" is an indexing strategy that involves investing in a representative sample of securities that collectively has an investment profile similar to that of an applicable underlying index. The securities selected are expected to have, in the aggregate, investment characteristics (based on factors such as market capitalization and industry weightings), fundamental characteristics (such as return variability and yield) and liquidity measures similar to those of an applicable underlying index. The Fund may or may not hold all of the securities in the Underlying Index.

The Fund generally will invest at least 80% of its assets in the component securities of its Underlying Index and may invest up to 20% of its assets in certain futures, options and swap contracts, cash and cash equivalents, including shares of money market funds advised by BFA or its affiliates, as well as in securities not included in the Underlying Index, but which BFA believes will help the Fund track the Underlying Index. Cash and cash equivalent investments associated with a derivative position will be treated as part of that position for the purposes of calculating the percentage of investments included in the Underlying Index. The Fund seeks to track the investment results of the Underlying Index before fees and expenses of the Fund.

The Fund may lend securities representing up to one-third of the value of the Fund's total assets (including the value of any collateral received).

The Underlying Index is sponsored by Morningstar, which is independent of the Fund and BFA. The Index Provider determines the composition and relative weightings of the securities in the Underlying Index and publishes information regarding the market value of the Underlying Index.

**Industry Concentration Policy.** The Fund will concentrate its investments (*i.e.*, hold 25% or more of its total assets) in a particular industry or group of industries to approximately the same extent that the Underlying Index is concentrated. For purposes of this limitation, securities of the U.S. government (including its agencies and instrumentalities) and repurchase agreements collateralized by U.S. government securities are not considered to be issued by members of any industry.

## Summary of Principal Risks

As with any investment, you could lose all or part of your investment in the Fund, and the Fund's performance could trail that of other investments. The Fund is subject to certain risks, including the principal risks noted below, any of which may adversely affect the Fund's net asset value per share ("NAV"), trading price, yield, total return and ability to meet its investment objective. Certain key risks are prioritized below (with others following in alphabetical order), but the relative significance of any risk is difficult to predict and may change over time. You should review each risk factor carefully.

**Risk of Investing in the U.S.** Investing in U.S. issuers subjects the Fund to legal, regulatory, political, currency, security, and economic risks that are specific to the U.S. Certain changes in the U.S., such as a weakening of the U.S. economy or a decline in its financial markets, may have an adverse effect on U.S. issuers.

**Mid-Capitalization Companies Risk.** Compared to large-capitalization companies, mid-capitalization companies may be less stable and more susceptible to adverse developments. The securities of mid-capitalization companies may be more volatile and less liquid than those of large-capitalization companies. As a result, the Fund's share price may be more volatile than that of a fund with a greater investment in large-capitalization stocks.

**Value Securities Risk.** Value securities are those issued by companies that may be perceived as undervalued. Such securities may decline in price or fail to appreciate for long periods of time, and they may never realize their full potential value. Value securities may underperform growth securities and other types of assets as well as the overall stock market. Value securities may go in and out of favor over time, which could affect the performance of the Fund.

**Equity Securities Risk.** Equity securities are subject to changes in value, and their values may be more volatile than those of other asset classes. The value of a security may decline for a number of reasons that may directly relate to the issuer as well as due to general industry or market conditions. Common stock is subordinated to preferred securities and debt in a company's capital structure. Common stock has the lowest priority, and the greatest risk, with respect to dividends and any liquidation payments in the event of an issuer's bankruptcy.

**Market Risk.** The Fund could lose money over short periods due to short-term market movements and over longer periods during more prolonged market downturns. Local, regional or global events such as war, acts of terrorism, pandemics or other public health issues, recessions, the prospect or occurrence of a sovereign default or other financial crisis, or other events could have a significant impact on the Fund and its investments and could result in increased premiums or discounts to the Fund's NAV.

**Index-Related Risk.** The Index Provider may rely on various sources of information to assess the criteria of components of the Underlying Index, including information that may be based on assumptions and estimates. Neither the Fund nor BFA can offer assurances that the Index Provider's methodology or sources of information will provide an accurate assessment of included components. Errors in index data, index computations or the construction of the Underlying Index in accordance with its methodology may occur, and the Index Provider may not identify or correct them promptly or at all, which may have an adverse impact on the Fund and its shareholders. Unusual market conditions or other unforeseen circumstances (such as natural disasters, political unrest or war) may impact the Index Provider or a third-party data provider and could cause the Index Provider to postpone a scheduled rebalance. This could cause the Underlying Index to vary from its normal or expected composition.

**Asset Class Risk.** The securities and other assets in the Underlying Index or in the Fund's portfolio may underperform in



comparison to financial markets generally, a particular financial market, another index, or other asset classes.

**Authorized Participant Concentration Risk.** An “Authorized Participant” is a member or participant of a clearing agency registered with the SEC, which has a written agreement with the Fund or one of its service providers that allows the Authorized Participant to place orders for the purchase and redemption of creation units (“Creation Units”). Only an Authorized Participant may engage in creation or redemption transactions directly with the Fund. There are a limited number of institutions that may act as Authorized Participants for the Fund, including on an agency basis on behalf of other market participants. No Authorized Participant is obligated to engage in creation or redemption transactions. To the extent that Authorized Participants exit the business or do not place creation or redemption orders for the Fund and no other Authorized Participant places orders, Fund shares are more likely to trade at a premium or discount to NAV and possibly face trading halts or delisting.

**Concentration Risk.** The Fund may be susceptible to an increased risk of loss, including losses due to adverse events that affect the Fund’s investments more than the market as a whole, to the extent that the Fund’s investments are concentrated in the securities or other assets of one or more issuers, countries or other geographic units, markets, industries, project types, or asset classes.

**Cybersecurity Risk.** Failures or breaches of the electronic systems of the Fund, its adviser, distributor, Index Provider, other service providers, counterparties, or issuers of assets in which the Fund invests may cause disruptions that negatively impact the Fund and its shareholders. While the Fund has established business continuity plans and risk management systems seeking to address system breaches or failures, there are inherent limitations in such plans and systems. The Fund cannot control the cybersecurity plans and systems of its service providers, counterparties, and other third parties whose activities affect the Fund. In addition, cyber incidents may adversely impact the issuers of securities in which the Fund invests, which may cause such investments to lose value.

**Financial Companies Risk.** Financial services companies are subject to extensive governmental regulation and intervention, which may adversely affect their profitability, the scope of their activities, the prices they can charge, the amount of capital and liquid assets they must maintain and their size, among other things. Financial services companies also may be significantly affected by, among other things, interest rates, economic conditions, volatility in financial markets, credit rating downgrades, adverse public perception, exposure concentration and counterparty risk.

**Industrial Companies Risk.** Industrial companies face a number of risks, including supply chain and distribution disruptions, business interruptions, product obsolescence, third-party vendor risks, cyber attacks, trade disputes, product recalls, liability claims, scarcity of materials or parts, excess capacity, changes in consumer preferences, and volatility in commodity prices and currencies. The performance of such companies may also be affected by technological developments, labor relations, legislative and regulatory changes, government spending policies, and changes in domestic and international economies.

**Issuer Risk.** The performance of the Fund depends on the performance of individual securities or other assets to which the Fund has exposure. The value of securities or other assets may decline, or perform differently from the market as a whole, due to changes in the financial condition or credit rating of the issuer or counterparty.

**Management Risk.** The Fund generally does not attempt to take defensive positions under any market conditions, including declining markets. As the Fund will not fully replicate the Underlying Index and may hold securities or other assets not included in the Underlying Index, it is subject to the risk that the investment strategy of BFA may not produce the intended results. There is no guarantee that the Fund’s investment results will have a high degree of correlation to those of the Underlying Index or that the Fund will achieve its investment objective.

**Market Trading Risk.** The Fund faces numerous market trading risks, including the potential lack of an active market for Fund shares (including through a trading halt), losses from trading in secondary markets, periods of high volatility, and disruptions in the process of creating and redeeming Fund shares. Any of these factors, among others, may lead to the Fund’s shares trading in the secondary market at a premium or discount to NAV or to the intraday value of the Fund’s portfolio holdings. If you buy Fund shares at a time when the market price is at a premium to NAV or sell Fund shares at a time when the market price is at a discount to NAV, you may pay significantly more or receive significantly less than the underlying value of the Fund shares.

**Operational Risk.** The Fund is exposed to operational risks arising from a number of factors, including, but not limited to, human error, processing and communication errors, errors of the Fund’s service providers, counterparties or other third parties, failed or inadequate processes and technology or systems failures. The Fund and BFA seek to reduce these operational risks through controls and procedures. However, these measures do not address every possible risk and may be inadequate to address significant operational risks.

**Securities Lending Risk.** The Fund may engage in securities lending. Securities lending involves the risk that the Fund may lose money because the borrower of the loaned securities fails to return the securities in a timely manner or at all. The Fund could also lose money in the event of a decline in the value of collateral provided for loaned securities or a decline in the value of any investments made with cash collateral. These events could also trigger adverse tax consequences for the Fund.

**Tracking Error Risk.** The Fund may be subject to “tracking error,” which is the divergence of the Fund’s performance from that of the Underlying Index. Tracking error may occur due to a number of factors, including differences between the securities and other assets held in the Fund’s portfolio and those included in the Underlying Index; differences in the timing and methodologies used to value securities and other assets; transaction costs and other expenses incurred by the Fund that the Underlying Index does not incur; the Fund’s holding of uninvested cash; differences in the timing of the accrual or the valuation of dividends or interest received by the Fund or distributions paid to Fund shareholders; tax gains or losses; the requirements for the Fund to maintain pass-through tax treatment; portfolio transactions carried out to minimize the distribution of capital gains to

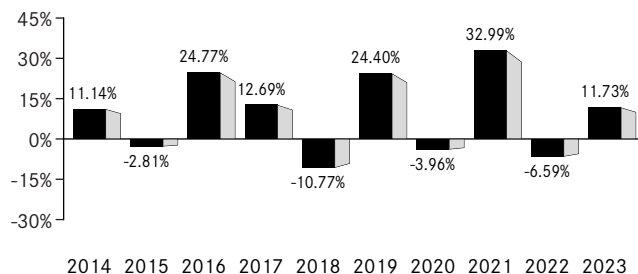
shareholders; the acceptance of custom baskets; changes to the Underlying Index; and impacts to the Fund of complying with certain regulatory requirements or limits. Tracking error risk may

be heightened during times of increased market volatility or other unusual market conditions.

## Performance Information

The performance information below illustrates how the Fund's performance has varied over different periods and provides some indication of the risks of investing in the Fund. The bar chart shows how the performance of the Fund has varied from one calendar year to another over the periods shown. The table compares the Fund's performance to that of an appropriate broad-based securities market index and the Underlying Index. Fund returns assume the reinvestment of any dividends and distributions. The Fund's returns reflect the impact of any agreements to waive or reimburse expenses, which would reduce performance if not in effect. Past performance (before and after taxes) does not necessarily indicate how the Fund will perform in the future. Updated performance information, including the Fund's current NAV, may be obtained by visiting [www.iShares.com](http://www.iShares.com) or by calling 1-800-iShares (1-800-474-2737) (toll free).

### Calendar Year-by-Year Returns



	<u>Return (%)</u>	<u>Period Ended</u>
<b>Calendar Year-to-Date Return</b>	4.88%	June 30, 2024
<b>During the periods shown in the chart:</b>		
Best Quarter	20.23%	Dec. 31, 2020
Worst Quarter	-35.53%	Mar. 31, 2020

### Average Annual Total Returns (for the periods ended December 31, 2023)

	<u>One Year</u>	<u>Five Years</u>	<u>Ten Years</u>
<b>(Inception Date: 6/28/2004)</b>			
Return Before Taxes	11.73%	10.65%	8.43%
Return After Taxes on Distributions	11.01%	9.93%	7.80%
Return After Taxes on Distributions and Sale of Fund Shares	7.28%	8.29%	6.70%
<b>Morningstar US Market Index</b> <sup>1</sup> (Returns do not reflect deductions for fees, expenses or taxes)	26.43%	15.25%	11.60%
<b>Morningstar US Mid Cap Broad Value Index</b> <sup>2</sup> (Returns do not reflect deductions for fees, expenses or taxes)	11.83%	10.81%	8.66%

<sup>1</sup> The Fund has added this broad-based index in response to new regulatory requirements.

<sup>2</sup> Index returns through March 21, 2021 reflect the performance of the Morningstar US Mid Value Index. Index returns beginning on March 22, 2021 reflect the performance of the Morningstar US Mid Cap Broad Value Index, which, effective as of March 22, 2021, replaced the Morningstar US Mid Value Index as the Underlying Index of the Fund.

After-tax returns in the table above are calculated using the historical highest individual U.S. federal marginal income tax rates and do not reflect the impact of state or local taxes. Actual after-tax returns depend on an investor's tax situation and may differ from those shown, and after-tax returns shown are not relevant to tax-exempt investors or investors who hold shares through tax-deferred arrangements, such as 401(k) plans or individual retirement accounts ("IRAs"). Fund returns after taxes on distributions and sales of Fund shares are calculated assuming that an investor has sufficient capital gains of the same character from other investments to offset any capital losses from the sales of Fund shares. As a result, Fund returns after taxes on distributions and sales of Fund shares may exceed Fund returns before taxes and/or returns after taxes on distributions.

## Management

**Investment Adviser.** BlackRock Fund Advisors.

**Portfolio Managers.** Jennifer Hsui, Greg Savage and Paul Whitehead (the “Portfolio Managers”) are primarily responsible for the day-to-day management of the Fund. Each Portfolio Manager supervises a portfolio management team. Ms. Hsui, Mr. Savage and Mr. Whitehead have been Portfolio Managers of the Fund since 2012, 2008 and 2022, respectively.

## Purchase and Sale of Fund Shares

The Fund is an exchange-traded fund (commonly referred to as an “ETF”). Individual shares of the Fund may only be bought and sold in the secondary market through a broker-dealer. Because ETF shares trade at market prices rather than at NAV, shares may trade at a price greater than NAV (a premium) or less than NAV (a discount). An investor may incur costs attributable to the difference between the highest price a buyer is willing to pay to purchase shares of the Fund (bid) and the lowest price a seller is willing to accept for shares of the Fund (ask) when buying or selling shares in the secondary market (the “bid-ask spread”).

## Tax Information

The Fund intends to make distributions that may be taxable to you as ordinary income or capital gains, unless you are investing through a tax-deferred arrangement such as a 401(k) plan or an IRA, in which case, your distributions generally will be taxed when withdrawn.

## Payments to Broker-Dealers and Other Financial Intermediaries

If you purchase shares of the Fund through a broker-dealer or other financial intermediary (such as a bank), BFA or other related companies may pay the intermediary for marketing activities and presentations, educational training programs, conferences, the development of technology platforms and reporting systems or other services related to the sale or promotion of the Fund. These payments may create a conflict of interest by influencing the broker-dealer or other intermediary and your salesperson to recommend the Fund over another investment. Ask your salesperson or visit your financial intermediary’s website for more information.

# iSHARES<sup>®</sup> MORNINGSTAR SMALL-CAP ETF

Ticker: ISCB

Stock Exchange: NYSE Arca

## Investment Objective

The iShares Morningstar Small-Cap ETF (the “Fund”) seeks to track the investment results of an index composed of small-capitalization U.S. equities.

## Fees and Expenses

The following table describes the fees and expenses that you will incur if you buy, hold and sell shares of the Fund. The investment advisory agreement between iShares Trust (the “Trust”) and BlackRock Fund Advisors (“BFA”) (the “Investment Advisory Agreement”) provides that BFA will pay all operating expenses of the Fund, except: (i) the management fees, (ii) interest expenses, (iii) taxes, (iv) expenses incurred with respect to the acquisition and disposition of portfolio securities and the execution of portfolio transactions, including brokerage commissions, (v) distribution fees or expenses, and (vi) litigation expenses and any extraordinary expenses.

**You may pay other fees, such as brokerage commissions and other fees to financial intermediaries, which are not reflected in the tables and examples below.**

Annual Fund Operating Expenses (ongoing expenses that you pay each year as a percentage of the value of your investments) <sup>1</sup>			
<u>Management Fees</u>	<u>Distribution and Service (12b-1) Fees</u>	<u>Other Expenses<sup>2</sup></u>	<u>Total Annual Fund Operating Expenses</u>
0.04%	None	0.00%	0.04%

<sup>1</sup> Operating expenses paid by BFA under the Investment Advisory Agreement exclude acquired fund fees and expenses, if any.

<sup>2</sup> The amount rounded to 0.00%.

**Example.** This Example is intended to help you compare the cost of owning shares of the Fund with the cost of investing in other funds. The Example assumes that you invest \$10,000 in the Fund for the time periods indicated and then sell all of your shares at the end of those periods. The Example also assumes that your investment has a 5% return each year and that the Fund’s operating expenses remain the same. Although your actual costs may be higher or lower, based on these assumptions, your costs would be:

<u>1 Year</u>	<u>3 Years</u>	<u>5 Years</u>	<u>10 Years</u>
\$4	\$13	\$23	\$51

**Portfolio Turnover.** The Fund may pay transaction costs, such as commissions, when it buys and sells securities (or “turns over” its portfolio). A higher portfolio turnover rate may indicate higher transaction costs and may result in higher taxes when Fund shares are held in a taxable account. These costs, which are not reflected in the Annual Fund Operating Expenses or in the Example, affect the Fund’s performance. During the most recent fiscal year, the Fund’s portfolio turnover rate was 28% of the average value of its portfolio.

## Principal Investment Strategies

The Fund seeks to track the investment results of the Morningstar<sup>®</sup> US Small Cap Extended Index<sup>SM</sup> (the “Underlying Index”), which measures the performance of U.S. stocks issued by small-capitalization companies that have exhibited both “growth” and “value” characteristics as determined by Morningstar, Inc. (“Morningstar” or the “Index Provider”). Morningstar defines “small-capitalization” stocks as those stocks that generally fall between the 90th and 99.5th percentile of the market capitalization of the stocks eligible to be included in the Morningstar<sup>®</sup> US Market Extended Index<sup>SM</sup> (a diversified broad

market index that represents approximately 99.5% of the market capitalization of publicly traded U.S. stocks and includes only those stocks of the top 75% of companies in the investable universe based on a liquidity score of the Index Provider). The largest company in the Underlying Index of the Fund as of April 30, 2024 had a market capitalization of \$15.71 billion. The Index Provider then designates stocks as “blend,” “growth” or “value” based on their style orientations. Stocks of companies with, for example, relatively higher average historical and forecasted earnings, sales, book value and cash flow growth would be designated as “growth” securities. Stocks of companies with, for example, relatively low valuations based on price-to-book ratios, price-to-earnings ratios and other factors are designated as “value” securities. Stocks that exhibit both growth and value characteristics are designated as “blend” securities and are included in the Underlying Index. The stocks in the Underlying Index are weighted according to the total value of shares that are publicly owned and available for investment.

As of April 30, 2024, a significant portion of the Underlying Index is represented by securities of companies in the financials, healthcare, and industrials industries or sectors. The components of the Underlying Index are likely to change over time.

BFA uses an indexing approach to try to achieve the Fund's investment objective. Unlike many investment companies, the Fund does not try to "beat" the index it tracks and does not seek temporary defensive positions when markets decline or appear overvalued.

Indexing may eliminate the chance that the Fund will substantially outperform the Underlying Index but also may reduce some of the risks of active management, such as poor security selection. Indexing seeks to achieve lower costs and better after-tax performance by aiming to keep portfolio turnover low in comparison to actively managed investment companies.

BFA uses a representative sampling indexing strategy to manage the Fund. "Representative sampling" is an indexing strategy that involves investing in a representative sample of securities that collectively has an investment profile similar to that of an applicable underlying index. The securities selected are expected to have, in the aggregate, investment characteristics (based on factors such as market capitalization and industry weightings), fundamental characteristics (such as return variability and yield) and liquidity measures similar to those of an applicable underlying index. The Fund may or may not hold all of the securities in the Underlying Index.

The Fund generally will invest at least 80% of its assets in the component securities of its Underlying Index and may invest up to 20% of its assets in certain futures, options and swap contracts, cash and cash equivalents, including shares of money market funds advised by BFA or its affiliates, as well as in securities not included in the Underlying Index, but which BFA believes will help the Fund track the Underlying Index. Cash and cash equivalent investments associated with a derivative position will be treated as part of that position for the purposes of calculating the percentage of investments included in the Underlying Index. The Fund seeks to track the investment results of the Underlying Index before fees and expenses of the Fund.

The Fund may lend securities representing up to one-third of the value of the Fund's total assets (including the value of any collateral received).

The Underlying Index is sponsored by Morningstar, which is independent of the Fund and BFA. The Index Provider determines the composition and relative weightings of the securities in the Underlying Index and publishes information regarding the market value of the Underlying Index.

**Industry Concentration Policy.** The Fund will concentrate its investments (*i.e.*, hold 25% or more of its total assets) in a particular industry or group of industries to approximately the same extent that the Underlying Index is concentrated. For purposes of this limitation, securities of the U.S. government (including its agencies and instrumentalities) and repurchase agreements collateralized by U.S. government securities are not considered to be issued by members of any industry.

## Summary of Principal Risks

As with any investment, you could lose all or part of your investment in the Fund, and the Fund's performance could trail that of other investments. The Fund is subject to certain risks, including the principal risks noted below, any of which may

adversely affect the Fund's net asset value per share ("NAV"), trading price, yield, total return and ability to meet its investment objective. Certain key risks are prioritized below (with others following in alphabetical order), but the relative significance of any risk is difficult to predict and may change over time. You should review each risk factor carefully.

**Risk of Investing in the U.S.** Investing in U.S. issuers subjects the Fund to legal, regulatory, political, currency, security, and economic risks that are specific to the U.S. Certain changes in the U.S., such as a weakening of the U.S. economy or a decline in its financial markets, may have an adverse effect on U.S. issuers.

**Small-Capitalization Companies Risk.** Compared to mid- and large-capitalization companies, small-capitalization companies may be less stable and more susceptible to adverse developments. The securities of small-capitalization companies may be more volatile and less liquid than those of mid- and large-capitalization companies. As a result, the Fund's share price may be more volatile than that of a fund with a greater investment in large- or mid-capitalization stocks.

**Equity Securities Risk.** Equity securities are subject to changes in value, and their values may be more volatile than those of other asset classes. The value of a security may decline for a number of reasons that may directly relate to the issuer as well as due to general industry or market conditions. Common stock is subordinated to preferred securities and debt in a company's capital structure. Common stock has the lowest priority, and the greatest risk, with respect to dividends and any liquidation payments in the event of an issuer's bankruptcy.

**Market Risk.** The Fund could lose money over short periods due to short-term market movements and over longer periods during more prolonged market downturns. Local, regional or global events such as war, acts of terrorism, pandemics or other public health issues, recessions, the prospect or occurrence of a sovereign default or other financial crisis, or other events could have a significant impact on the Fund and its investments and could result in increased premiums or discounts to the Fund's NAV.

**Index-Related Risk.** The Index Provider may rely on various sources of information to assess the criteria of components of the Underlying Index, including information that may be based on assumptions and estimates. Neither the Fund nor BFA can offer assurances that the Index Provider's methodology or sources of information will provide an accurate assessment of included components. Errors in index data, index computations or the construction of the Underlying Index in accordance with its methodology may occur, and the Index Provider may not identify or correct them promptly or at all, which may have an adverse impact on the Fund and its shareholders. Unusual market conditions or other unforeseen circumstances (such as natural disasters, political unrest or war) may impact the Index Provider or a third-party data provider and could cause the Index Provider to postpone a scheduled rebalance. This could cause the Underlying Index to vary from its normal or expected composition.

**Asset Class Risk.** The securities and other assets in the Underlying Index or in the Fund's portfolio may underperform in comparison to financial markets generally, a particular financial market, another index, or other asset classes.

**Authorized Participant Concentration Risk.** An “Authorized Participant” is a member or participant of a clearing agency registered with the SEC, which has a written agreement with the Fund or one of its service providers that allows the Authorized Participant to place orders for the purchase and redemption of creation units (“Creation Units”). Only an Authorized Participant may engage in creation or redemption transactions directly with the Fund. There are a limited number of institutions that may act as Authorized Participants for the Fund, including on an agency basis on behalf of other market participants. No Authorized Participant is obligated to engage in creation or redemption transactions. To the extent that Authorized Participants exit the business or do not place creation or redemption orders for the Fund and no other Authorized Participant places orders, Fund shares are more likely to trade at a premium or discount to NAV and possibly face trading halts or delisting.

**Concentration Risk.** The Fund may be susceptible to an increased risk of loss, including losses due to adverse events that affect the Fund’s investments more than the market as a whole, to the extent that the Fund’s investments are concentrated in the securities or other assets of one or more issuers, countries or other geographic units, markets, industries, project types, or asset classes.

**Cybersecurity Risk.** Failures or breaches of the electronic systems of the Fund, its adviser, distributor, Index Provider, other service providers, counterparties, or issuers of assets in which the Fund invests may cause disruptions that negatively impact the Fund and its shareholders. While the Fund has established business continuity plans and risk management systems seeking to address system breaches or failures, there are inherent limitations in such plans and systems. The Fund cannot control the cybersecurity plans and systems of its service providers, counterparties, and other third parties whose activities affect the Fund. In addition, cyber incidents may adversely impact the issuers of securities in which the Fund invests, which may cause such investments to lose value.

**Financial Companies Risk.** Financial services companies are subject to extensive governmental regulation and intervention, which may adversely affect their profitability, the scope of their activities, the prices they can charge, the amount of capital and liquid assets they must maintain and their size, among other things. Financial services companies also may be significantly affected by, among other things, interest rates, economic conditions, volatility in financial markets, credit rating downgrades, adverse public perception, exposure concentration and counterparty risk.

**Growth Securities Risk.** Growth securities are those issued by companies whose earnings growth potential appears to be greater than the market in general and whose revenue growth is expected to continue for an extended period of time. The prices of growth securities may be more volatile than those of other types of investments and can decline rapidly and significantly in reaction to negative news. Growth securities may underperform value securities and other types of assets as well as the overall stock market. Growth securities may go in and out of favor over time, which could affect the performance of the Fund.

**Healthcare Companies Risk.** The profitability of healthcare companies may be adversely affected by extensive government regulations, restrictions on government reimbursement for

medical expenses, rising costs of medical products and services, pricing pressure, the protection and expiration of patents, limited product lines, supply chain issues, labor shortages and product liability claims, among other factors.

**Industrial Companies Risk.** Industrial companies face a number of risks, including supply chain and distribution disruptions, business interruptions, product obsolescence, third-party vendor risks, cyber attacks, trade disputes, product recalls, liability claims, scarcity of materials or parts, excess capacity, changes in consumer preferences, and volatility in commodity prices and currencies. The performance of such companies may also be affected by technological developments, labor relations, legislative and regulatory changes, government spending policies, and changes in domestic and international economies.

**Issuer Risk.** The performance of the Fund depends on the performance of individual securities or other assets to which the Fund has exposure. The value of securities or other assets may decline, or perform differently from the market as a whole, due to changes in the financial condition or credit rating of the issuer or counterparty.

**Management Risk.** The Fund generally does not attempt to take defensive positions under any market conditions, including declining markets. As the Fund will not fully replicate the Underlying Index and may hold securities or other assets not included in the Underlying Index, it is subject to the risk that the investment strategy of BFA may not produce the intended results. There is no guarantee that the Fund’s investment results will have a high degree of correlation to those of the Underlying Index or that the Fund will achieve its investment objective.

**Market Trading Risk.** The Fund faces numerous market trading risks, including the potential lack of an active market for Fund shares (including through a trading halt), losses from trading in secondary markets, periods of high volatility, and disruptions in the process of creating and redeeming Fund shares. Any of these factors, among others, may lead to the Fund’s shares trading in the secondary market at a premium or discount to NAV or to the intraday value of the Fund’s portfolio holdings. If you buy Fund shares at a time when the market price is at a premium to NAV or sell Fund shares at a time when the market price is at a discount to NAV, you may pay significantly more or receive significantly less than the underlying value of the Fund shares.

**Operational Risk.** The Fund is exposed to operational risks arising from a number of factors, including, but not limited to, human error, processing and communication errors, errors of the Fund’s service providers, counterparties or other third parties, failed or inadequate processes and technology or systems failures. The Fund and BFA seek to reduce these operational risks through controls and procedures. However, these measures do not address every possible risk and may be inadequate to address significant operational risks.

**Securities Lending Risk.** The Fund may engage in securities lending. Securities lending involves the risk that the Fund may lose money because the borrower of the loaned securities fails to return the securities in a timely manner or at all. The Fund could also lose money in the event of a decline in the value of collateral provided for loaned securities or a decline in the value of any investments made with cash collateral. These events could also trigger adverse tax consequences for the Fund.

**Tracking Error Risk.** The Fund may be subject to “tracking error,” which is the divergence of the Fund’s performance from that of the Underlying Index. Tracking error may occur due to a number of factors, including differences between the securities and other

assets held in the Fund's portfolio and those included in the Underlying Index; differences in the timing and methodologies used to value securities and other assets; transaction costs and other expenses incurred by the Fund that the Underlying Index does not incur; the Fund's holding of uninvested cash; differences in the timing of the accrual or the valuation of dividends or interest received by the Fund or distributions paid to Fund shareholders; tax gains or losses; the requirements for the Fund to maintain pass-through tax treatment; portfolio transactions carried out to minimize the distribution of capital gains to shareholders; the acceptance of custom baskets; changes to the Underlying Index; and impacts to the Fund of complying with certain regulatory requirements or limits. Tracking error risk may

be heightened during times of increased market volatility or other unusual market conditions.

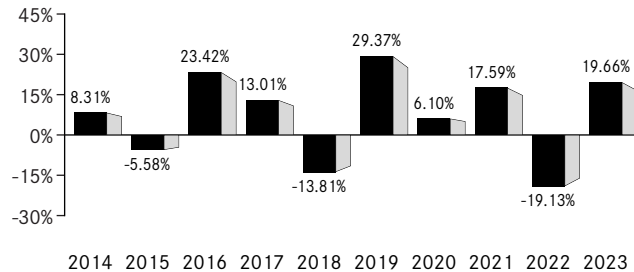
**Value Securities Risk.** Value securities are those issued by companies that may be perceived as undervalued. Such securities may decline in price or fail to appreciate for long periods of time, and they may never realize their full potential value. Value securities may underperform growth securities and other types of assets as well as the overall stock market. Value securities may go in and out of favor over time, which could affect the performance of the Fund.



## Performance Information

The performance information below illustrates how the Fund's performance has varied over different periods and provides some indication of the risks of investing in the Fund. The bar chart shows how the performance of the Fund has varied from one calendar year to another over the periods shown. The table compares the Fund's performance to that of an appropriate broad-based securities market index and the Underlying Index. Fund returns assume the reinvestment of any dividends and distributions. The Fund's returns reflect the impact of any agreements to waive or reimburse expenses, which would reduce performance if not in effect. Past performance (before and after taxes) does not necessarily indicate how the Fund will perform in the future. Updated performance information, including the Fund's current NAV, may be obtained by visiting [www.iShares.com](http://www.iShares.com) or by calling 1-800-iShares (1-800-474-2737) (toll free).

### Calendar Year-by-Year Returns



	<u>Return (%)</u>	<u>Period Ended</u>
<b>Calendar Year-to-Date Return</b>	1.28%	June 30, 2024
<b>During the periods shown in the chart:</b>		
Best Quarter	26.29%	Dec. 31, 2020
Worst Quarter	-33.15%	Mar. 31, 2020

### Average Annual Total Returns (for the periods ended December 31, 2023)

	<u>One Year</u>	<u>Five Years</u>	<u>Ten Years</u>
<b>(Inception Date: 6/28/2004)</b>			
Return Before Taxes	19.66%	9.33%	6.74%
Return After Taxes on Distributions	19.09%	8.88%	6.31%
Return After Taxes on Distributions and Sale of Fund Shares	11.82%	7.27%	5.30%
<b>Morningstar US Market Index</b> <sup>1</sup> (Returns do not reflect deductions for fees, expenses or taxes)	26.43%	15.25%	11.60%
<b>Morningstar US Small Cap Extended Index</b> <sup>2</sup> (Returns do not reflect deductions for fees, expenses or taxes)	19.42%	9.30%	6.79%

<sup>1</sup> The Fund has added this broad-based index in response to new regulatory requirements.

<sup>2</sup> Index returns through March 21, 2021 reflect the performance of the Morningstar US Small Core Index. Index returns beginning on March 22, 2021 reflect the performance of the Morningstar US Small Cap Extended Index, which, effective as of March 22, 2021, replaced the Morningstar US Small Core Index as the Underlying Index of the Fund.

After-tax returns in the table above are calculated using the historical highest individual U.S. federal marginal income tax rates and do not reflect the impact of state or local taxes. Actual after-tax returns depend on an investor's tax situation and may differ from those shown, and after-tax returns shown are not relevant to tax-exempt investors or investors who hold shares through tax-deferred arrangements, such as 401(k) plans or individual retirement accounts ("IRAs"). Fund returns after taxes on distributions and sales of Fund shares are calculated assuming that an investor has sufficient capital gains of the same character from other investments to offset any capital losses from the sales of Fund shares. As a result, Fund returns after taxes on distributions and sales of Fund shares may exceed Fund returns before taxes and/or returns after taxes on distributions.

## Management

**Investment Adviser.** BlackRock Fund Advisors.

**Portfolio Managers.** Jennifer Hsui, Greg Savage and Paul Whitehead (the “Portfolio Managers”) are primarily responsible for the day-to-day management of the Fund. Each Portfolio Manager supervises a portfolio management team. Ms. Hsui, Mr. Savage and Mr. Whitehead have been Portfolio Managers of the Fund since 2012, 2008 and 2022, respectively.

## Purchase and Sale of Fund Shares

The Fund is an exchange-traded fund (commonly referred to as an “ETF”). Individual shares of the Fund may only be bought and sold in the secondary market through a broker-dealer. Because ETF shares trade at market prices rather than at NAV, shares may trade at a price greater than NAV (a premium) or less than NAV (a discount). An investor may incur costs attributable to the difference between the highest price a buyer is willing to pay to purchase shares of the Fund (bid) and the lowest price a seller is willing to accept for shares of the Fund (ask) when buying or selling shares in the secondary market (the “bid-ask spread”).

## Tax Information

The Fund intends to make distributions that may be taxable to you as ordinary income or capital gains, unless you are investing through a tax-deferred arrangement such as a 401(k) plan or an IRA, in which case, your distributions generally will be taxed when withdrawn.

## Payments to Broker-Dealers and Other Financial Intermediaries

If you purchase shares of the Fund through a broker-dealer or other financial intermediary (such as a bank), BFA or other related companies may pay the intermediary for marketing activities and presentations, educational training programs, conferences, the development of technology platforms and reporting systems or other services related to the sale or promotion of the Fund. These payments may create a conflict of interest by influencing the broker-dealer or other intermediary and your salesperson to recommend the Fund over another investment. Ask your salesperson or visit your financial intermediary’s website for more information.

# iSHARES<sup>®</sup> MORNINGSTAR SMALL-CAP GROWTH ETF

Ticker: ISCG

Stock Exchange: NYSE Arca

## Investment Objective

The iShares Morningstar Small-Cap Growth ETF (the “Fund”) seeks to track the investment results of an index composed of small-capitalization U.S. equities that exhibit growth characteristics.

## Fees and Expenses

The following table describes the fees and expenses that you will incur if you buy, hold and sell shares of the Fund. The investment advisory agreement between iShares Trust (the “Trust”) and BlackRock Fund Advisors (“BFA”) (the “Investment Advisory Agreement”) provides that BFA will pay all operating expenses of the Fund, except: (i) the management fees, (ii) interest expenses, (iii) taxes, (iv) expenses incurred with respect to the acquisition and disposition of portfolio securities and the execution of portfolio transactions, including brokerage commissions, (v) distribution fees or expenses, and (vi) litigation expenses and any extraordinary expenses.

**You may pay other fees, such as brokerage commissions and other fees to financial intermediaries, which are not reflected in the tables and examples below.**

<b>Annual Fund Operating Expenses</b> (ongoing expenses that you pay each year as a percentage of the value of your investments) <sup>1</sup>			
<u>Management Fees</u>	<u>Distribution and Service (12b-1) Fees</u>	<u>Other Expenses<sup>2</sup></u>	<u>Total Annual Fund Operating Expenses</u>
0.06%	None	0.00%	0.06%

<sup>1</sup> Operating expenses paid by BFA under the Investment Advisory Agreement exclude acquired fund fees and expenses, if any.

<sup>2</sup> The amount rounded to 0.00%.

**Example.** This Example is intended to help you compare the cost of owning shares of the Fund with the cost of investing in other funds. The Example assumes that you invest \$10,000 in the Fund for the time periods indicated and then sell all of your shares at the end of those periods. The Example also assumes that your investment has a 5% return each year and that the Fund’s operating expenses remain the same. Although your actual costs may be higher or lower, based on these assumptions, your costs would be:

<u>1 Year</u>	<u>3 Years</u>	<u>5 Years</u>	<u>10 Years</u>
\$6	\$19	\$34	\$77

**Portfolio Turnover.** The Fund may pay transaction costs, such as commissions, when it buys and sells securities (or “turns over” its portfolio). A higher portfolio turnover rate may indicate higher transaction costs and may result in higher taxes when Fund shares are held in a taxable account. These costs, which are not reflected in the Annual Fund Operating Expenses or in the Example, affect the Fund’s performance. During the most recent fiscal year, the Fund’s portfolio turnover rate was 44% of the average value of its portfolio.

## Principal Investment Strategies

The Fund seeks to track the investment results of the Morningstar<sup>®</sup> US Small Cap Broad Growth Extended Index<sup>SM</sup> (the “Underlying Index”), which measures the performance of U.S. stocks issued by small-capitalization companies that have exhibited above-average “growth” characteristics as determined by Morningstar, Inc. (“Morningstar” or the “Index Provider”). Morningstar defines “small-capitalization” stocks as those stocks that generally fall between the 90th and 99.5th percentile of the market capitalization of the stocks eligible to be included in the Morningstar<sup>®</sup> US Market Extended Index<sup>SM</sup> (a diversified broad

market index that represents approximately 99.5% of the market capitalization of publicly traded U.S. stocks and includes only those stocks of the top 75% of companies in the investable universe based on a liquidity score of the Index Provider). The largest company in the Underlying Index of the Fund as of April 30, 2024 had a market capitalization of \$15.71 billion. The Index Provider then designates stocks as “blend,” “growth” or “value” based on their style orientations. The stocks in the Underlying Index are designated as “growth” because they are issued by companies that typically have higher than average historical and forecasted earnings, sales, book value and cash flow growth. The stocks in the Underlying Index are weighted according to the total value of shares that are publicly owned and available for investment.

As of April 30, 2024, a significant portion of the Underlying Index is represented by securities of companies in the healthcare, industrials, and technology industries or sectors. The components of the Underlying Index are likely to change over time.

BFA uses an indexing approach to try to achieve the Fund’s investment objective. Unlike many investment companies, the Fund does not try to “beat” the index it tracks and does not seek

temporary defensive positions when markets decline or appear overvalued.

Indexing may eliminate the chance that the Fund will substantially outperform the Underlying Index but also may reduce some of the risks of active management, such as poor security selection. Indexing seeks to achieve lower costs and better after-tax performance by aiming to keep portfolio turnover low in comparison to actively managed investment companies.

BFA uses a representative sampling indexing strategy to manage the Fund. "Representative sampling" is an indexing strategy that involves investing in a representative sample of securities that collectively has an investment profile similar to that of an applicable underlying index. The securities selected are expected to have, in the aggregate, investment characteristics (based on factors such as market capitalization and industry weightings), fundamental characteristics (such as return variability and yield) and liquidity measures similar to those of an applicable underlying index. The Fund may or may not hold all of the securities in the Underlying Index.

The Fund generally will invest at least 80% of its assets in the component securities of its Underlying Index and may invest up to 20% of its assets in certain futures, options and swap contracts, cash and cash equivalents, including shares of money market funds advised by BFA or its affiliates, as well as in securities not included in the Underlying Index, but which BFA believes will help the Fund track the Underlying Index. Cash and cash equivalent investments associated with a derivative position will be treated as part of that position for the purposes of calculating the percentage of investments included in the Underlying Index. The Fund seeks to track the investment results of the Underlying Index before fees and expenses of the Fund.

The Fund may lend securities representing up to one-third of the value of the Fund's total assets (including the value of any collateral received).

The Underlying Index is sponsored by Morningstar, which is independent of the Fund and BFA. The Index Provider determines the composition and relative weightings of the securities in the Underlying Index and publishes information regarding the market value of the Underlying Index.

**Industry Concentration Policy.** The Fund will concentrate its investments (*i.e.*, hold 25% or more of its total assets) in a particular industry or group of industries to approximately the same extent that the Underlying Index is concentrated. For purposes of this limitation, securities of the U.S. government (including its agencies and instrumentalities) and repurchase agreements collateralized by U.S. government securities are not considered to be issued by members of any industry.

## Summary of Principal Risks

As with any investment, you could lose all or part of your investment in the Fund, and the Fund's performance could trail that of other investments. The Fund is subject to certain risks, including the principal risks noted below, any of which may adversely affect the Fund's net asset value per share ("NAV"), trading price, yield, total return and ability to meet its investment objective. Certain key risks are prioritized below (with others

following in alphabetical order), but the relative significance of any risk is difficult to predict and may change over time. You should review each risk factor carefully.

**Risk of Investing in the U.S.** Investing in U.S. issuers subjects the Fund to legal, regulatory, political, currency, security, and economic risks that are specific to the U.S. Certain changes in the U.S., such as a weakening of the U.S. economy or a decline in its financial markets, may have an adverse effect on U.S. issuers.

**Small-Capitalization Companies Risk.** Compared to mid- and large-capitalization companies, small-capitalization companies may be less stable and more susceptible to adverse developments. The securities of small-capitalization companies may be more volatile and less liquid than those of mid- and large-capitalization companies. As a result, the Fund's share price may be more volatile than that of a fund with a greater investment in large- or mid-capitalization stocks.

**Growth Securities Risk.** Growth securities are those issued by companies whose earnings growth potential appears to be greater than the market in general and whose revenue growth is expected to continue for an extended period of time. The prices of growth securities may be more volatile than those of other types of investments and can decline rapidly and significantly in reaction to negative news. Growth securities may underperform value securities and other types of assets as well as the overall stock market. Growth securities may go in and out of favor over time, which could affect the performance of the Fund.

**Equity Securities Risk.** Equity securities are subject to changes in value, and their values may be more volatile than those of other asset classes. The value of a security may decline for a number of reasons that may directly relate to the issuer as well as due to general industry or market conditions. Common stock is subordinated to preferred securities and debt in a company's capital structure. Common stock has the lowest priority, and the greatest risk, with respect to dividends and any liquidation payments in the event of an issuer's bankruptcy.

**Market Risk.** The Fund could lose money over short periods due to short-term market movements and over longer periods during more prolonged market downturns. Local, regional or global events such as war, acts of terrorism, pandemics or other public health issues, recessions, the prospect or occurrence of a sovereign default or other financial crisis, or other events could have a significant impact on the Fund and its investments and could result in increased premiums or discounts to the Fund's NAV.

**Index-Related Risk.** The Index Provider may rely on various sources of information to assess the criteria of components of the Underlying Index, including information that may be based on assumptions and estimates. Neither the Fund nor BFA can offer assurances that the Index Provider's methodology or sources of information will provide an accurate assessment of included components. Errors in index data, index computations or the construction of the Underlying Index in accordance with its methodology may occur, and the Index Provider may not identify or correct them promptly or at all, which may have an adverse impact on the Fund and its shareholders. Unusual market conditions or other unforeseen circumstances (such as natural disasters, political unrest or war) may impact the Index Provider

or a third-party data provider and could cause the Index Provider to postpone a scheduled rebalance. This could cause the Underlying Index to vary from its normal or expected composition.

**Asset Class Risk.** The securities and other assets in the Underlying Index or in the Fund's portfolio may underperform in comparison to financial markets generally, a particular financial market, another index, or other asset classes.

**Authorized Participant Concentration Risk.** An "Authorized Participant" is a member or participant of a clearing agency registered with the SEC, which has a written agreement with the Fund or one of its service providers that allows the Authorized Participant to place orders for the purchase and redemption of creation units ("Creation Units"). Only an Authorized Participant may engage in creation or redemption transactions directly with the Fund. There are a limited number of institutions that may act as Authorized Participants for the Fund, including on an agency basis on behalf of other market participants. No Authorized Participant is obligated to engage in creation or redemption transactions. To the extent that Authorized Participants exit the business or do not place creation or redemption orders for the Fund and no other Authorized Participant places orders, Fund shares are more likely to trade at a premium or discount to NAV and possibly face trading halts or delisting.

**Concentration Risk.** The Fund may be susceptible to an increased risk of loss, including losses due to adverse events that affect the Fund's investments more than the market as a whole, to the extent that the Fund's investments are concentrated in the securities or other assets of one or more issuers, countries or other geographic units, markets, industries, project types, or asset classes.

**Cybersecurity Risk.** Failures or breaches of the electronic systems of the Fund, its adviser, distributor, Index Provider, other service providers, counterparties, or issuers of assets in which the Fund invests may cause disruptions that negatively impact the Fund and its shareholders. While the Fund has established business continuity plans and risk management systems seeking to address system breaches or failures, there are inherent limitations in such plans and systems. The Fund cannot control the cybersecurity plans and systems of its service providers, counterparties, and other third parties whose activities affect the Fund. In addition, cyber incidents may adversely impact the issuers of securities in which the Fund invests, which may cause such investments to lose value.

**Healthcare Companies Risk.** The profitability of healthcare companies may be adversely affected by extensive government regulations, restrictions on government reimbursement for medical expenses, rising costs of medical products and services, pricing pressure, the protection and expiration of patents, limited product lines, supply chain issues, labor shortages and product liability claims, among other factors.

**Industrial Companies Risk.** Industrial companies face a number of risks, including supply chain and distribution disruptions, business interruptions, product obsolescence, third-party vendor risks, cyber attacks, trade disputes, product recalls, liability claims, scarcity of materials or parts, excess capacity, changes in consumer preferences, and volatility in commodity prices and currencies. The performance of such companies may also be

affected by technological developments, labor relations, legislative and regulatory changes, government spending policies, and changes in domestic and international economies.

**Issuer Risk.** The performance of the Fund depends on the performance of individual securities or other assets to which the Fund has exposure. The value of securities or other assets may decline, or perform differently from the market as a whole, due to changes in the financial condition or credit rating of the issuer or counterparty.

**Management Risk.** The Fund generally does not attempt to take defensive positions under any market conditions, including declining markets. As the Fund will not fully replicate the Underlying Index and may hold securities or other assets not included in the Underlying Index, it is subject to the risk that the investment strategy of BFA may not produce the intended results. There is no guarantee that the Fund's investment results will have a high degree of correlation to those of the Underlying Index or that the Fund will achieve its investment objective.

**Market Trading Risk.** The Fund faces numerous market trading risks, including the potential lack of an active market for Fund shares (including through a trading halt), losses from trading in secondary markets, periods of high volatility, and disruptions in the process of creating and redeeming Fund shares. Any of these factors, among others, may lead to the Fund's shares trading in the secondary market at a premium or discount to NAV or to the intraday value of the Fund's portfolio holdings. If you buy Fund shares at a time when the market price is at a premium to NAV or sell Fund shares at a time when the market price is at a discount to NAV, you may pay significantly more or receive significantly less than the underlying value of the Fund shares.

**Operational Risk.** The Fund is exposed to operational risks arising from a number of factors, including, but not limited to, human error, processing and communication errors, errors of the Fund's service providers, counterparties or other third parties, failed or inadequate processes and technology or systems failures. The Fund and BFA seek to reduce these operational risks through controls and procedures. However, these measures do not address every possible risk and may be inadequate to address significant operational risks.

**Securities Lending Risk.** The Fund may engage in securities lending. Securities lending involves the risk that the Fund may lose money because the borrower of the loaned securities fails to return the securities in a timely manner or at all. The Fund could also lose money in the event of a decline in the value of collateral provided for loaned securities or a decline in the value of any investments made with cash collateral. These events could also trigger adverse tax consequences for the Fund.

**Technology Companies Risk.** Technology companies and companies that rely heavily on technological advances may have limited product lines, markets, financial resources, supply chains and personnel. These companies typically face intense competition, potentially rapid product obsolescence and changes in product cycles and customer preferences. They may face unexpected risks and costs associated with technological developments, such as artificial intelligence and machine learning. Technology companies also depend heavily on intellectual property rights and may be adversely affected by the loss or

impairment of those rights. Technology companies may face increased government scrutiny and may be subject to adverse government or legal action.

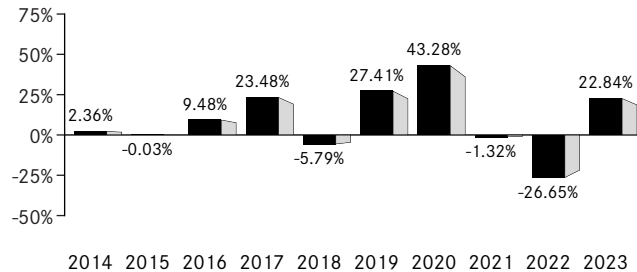
**Tracking Error Risk.** The Fund may be subject to “tracking error,” which is the divergence of the Fund’s performance from that of the Underlying Index. Tracking error may occur due to a number of factors, including differences between the securities and other assets held in the Fund’s portfolio and those included in the Underlying Index; differences in the timing and methodologies used to value securities and other assets; transaction costs and other expenses incurred by the Fund that the Underlying Index

does not incur; the Fund’s holding of uninvested cash; differences in the timing of the accrual or the valuation of dividends or interest received by the Fund or distributions paid to Fund shareholders; tax gains or losses; the requirements for the Fund to maintain pass-through tax treatment; portfolio transactions carried out to minimize the distribution of capital gains to shareholders; the acceptance of custom baskets; changes to the Underlying Index; and impacts to the Fund of complying with certain regulatory requirements or limits. Tracking error risk may be heightened during times of increased market volatility or other unusual market conditions.

## Performance Information

The performance information below illustrates how the Fund's performance has varied over different periods and provides some indication of the risks of investing in the Fund. The bar chart shows how the performance of the Fund has varied from one calendar year to another over the periods shown. The table compares the Fund's performance to that of an appropriate broad-based securities market index and the Underlying Index. Fund returns assume the reinvestment of any dividends and distributions. The Fund's returns reflect the impact of any agreements to waive or reimburse expenses, which would reduce performance if not in effect. Past performance (before and after taxes) does not necessarily indicate how the Fund will perform in the future. Updated performance information, including the Fund's current NAV, may be obtained by visiting [www.iShares.com](http://www.iShares.com) or by calling 1-800-iShares (1-800-474-2737) (toll free).

### Calendar Year-by-Year Returns



	<u>Return (%)</u>	<u>Period Ended</u>
<b>Calendar Year-to-Date Return</b>	3.73%	June 30, 2024
<b>During the periods shown in the chart:</b>		
Best Quarter	32.85%	June 30, 2020
Worst Quarter	-21.51%	Mar. 31, 2020

### Average Annual Total Returns (for the periods ended December 31, 2023)

	<u>One Year</u>	<u>Five Years</u>	<u>Ten Years</u>
<b>(Inception Date: 06/28/2004)</b>			
Return Before Taxes	22.84%	10.17%	7.78%
Return After Taxes on Distributions	22.53%	9.99%	7.59%
Return After Taxes on Distributions and Sale of Fund Shares	13.61%	8.03%	6.27%
<b>Morningstar US Market Index</b> <sup>1</sup> (Returns do not reflect deductions for fees, expenses or taxes)	26.43%	15.25%	11.60%
<b>Morningstar US Small Cap Broad Growth Extended Index</b> <sup>2</sup> (Returns do not reflect deductions for fees, expenses or taxes)	22.61%	10.19%	7.83%

<sup>1</sup> The Fund has added this broad-based index in response to new regulatory requirements.

<sup>2</sup> Index returns through March 21, 2021 reflect the performance of the Morningstar US Small Growth Index. Index returns beginning on March 22, 2021 reflect the performance of the Morningstar US Small Cap Broad Growth Extended Index, which, effective as of March 22, 2021, replaced the Morningstar US Small Growth Index as the Underlying Index of the Fund.

After-tax returns in the table above are calculated using the historical highest individual U.S. federal marginal income tax rates and do not reflect the impact of state or local taxes. Actual after-tax returns depend on an investor's tax situation and may differ from those shown, and after-tax returns shown are not relevant to tax-exempt investors or investors who hold shares through tax-deferred arrangements, such as 401(k) plans or individual retirement accounts ("IRAs"). Fund returns after taxes on distributions and sales of Fund shares are calculated assuming that an investor has sufficient capital gains of the same character from other investments to offset any capital losses from the sales of Fund shares. As a result, Fund returns after taxes on distributions and sales of Fund shares may exceed Fund returns before taxes and/or returns after taxes on distributions.

## Management

**Investment Adviser.** BlackRock Fund Advisors.

**Portfolio Managers.** Jennifer Hsui, Greg Savage and Paul Whitehead (the “Portfolio Managers”) are primarily responsible for the day-to-day management of the Fund. Each Portfolio Manager supervises a portfolio management team. Ms. Hsui, Mr. Savage and Mr. Whitehead have been Portfolio Managers of the Fund since 2012, 2008 and 2022, respectively.

## Purchase and Sale of Fund Shares

The Fund is an exchange-traded fund (commonly referred to as an “ETF”). Individual shares of the Fund may only be bought and sold in the secondary market through a broker-dealer. Because ETF shares trade at market prices rather than at NAV, shares may trade at a price greater than NAV (a premium) or less than NAV (a discount). An investor may incur costs attributable to the difference between the highest price a buyer is willing to pay to purchase shares of the Fund (bid) and the lowest price a seller is willing to accept for shares of the Fund (ask) when buying or selling shares in the secondary market (the “bid-ask spread”).

## Tax Information

The Fund intends to make distributions that may be taxable to you as ordinary income or capital gains, unless you are investing through a tax-deferred arrangement such as a 401(k) plan or an IRA, in which case, your distributions generally will be taxed when withdrawn.

## Payments to Broker-Dealers and Other Financial Intermediaries

If you purchase shares of the Fund through a broker-dealer or other financial intermediary (such as a bank), BFA or other related companies may pay the intermediary for marketing activities and presentations, educational training programs, conferences, the development of technology platforms and reporting systems or other services related to the sale or promotion of the Fund. These payments may create a conflict of interest by influencing the broker-dealer or other intermediary and your salesperson to recommend the Fund over another investment. Ask your salesperson or visit your financial intermediary’s website for more information.



# iSHARES<sup>®</sup> MORNINGSTAR SMALL-CAP VALUE ETF

Ticker: ISCV

Stock Exchange: NYSE Arca

## Investment Objective

The iShares Morningstar Small-Cap Value ETF (the “Fund”) seeks to track the investment results of an index composed of small-capitalization U.S. equities that exhibit value characteristics.

## Fees and Expenses

The following table describes the fees and expenses that you will incur if you buy, hold and sell shares of the Fund. The investment advisory agreement between iShares Trust (the “Trust”) and BlackRock Fund Advisors (“BFA”) (the “Investment Advisory Agreement”) provides that BFA will pay all operating expenses of the Fund, except: (i) the management fees, (ii) interest expenses, (iii) taxes, (iv) expenses incurred with respect to the acquisition and disposition of portfolio securities and the execution of portfolio transactions, including brokerage commissions, (v) distribution fees or expenses, and (vi) litigation expenses and any extraordinary expenses.

**You may pay other fees, such as brokerage commissions and other fees to financial intermediaries, which are not reflected in the tables and examples below.**

Annual Fund Operating Expenses (ongoing expenses that you pay each year as a percentage of the value of your investments) <sup>1</sup>			
Management Fees	Distribution and Service (12b-1) Fees	Other Expenses <sup>2</sup>	Total Annual Fund Operating Expenses
0.06%	None	0.00%	0.06%

<sup>1</sup> Operating expenses paid by BFA under the Investment Advisory Agreement exclude acquired fund fees and expenses, if any.

<sup>2</sup> The amount rounded to 0.00%.

**Example.** This Example is intended to help you compare the cost of owning shares of the Fund with the cost of investing in other funds. The Example assumes that you invest \$10,000 in the Fund for the time periods indicated and then sell all of your shares at the end of those periods. The Example also assumes that your investment has a 5% return each year and that the Fund’s operating expenses remain the same. Although your actual costs may be higher or lower, based on these assumptions, your costs would be:

1 Year	3 Years	5 Years	10 Years
\$6	\$19	\$34	\$77

**Portfolio Turnover.** The Fund may pay transaction costs, such as commissions, when it buys and sells securities (or “turns over” its portfolio). A higher portfolio turnover rate may indicate higher transaction costs and may result in higher taxes when Fund shares are held in a taxable account. These costs, which are not reflected in the Annual Fund Operating Expenses or in the Example, affect the Fund’s performance. During the most recent fiscal year, the Fund’s portfolio turnover rate was 45% of the average value of its portfolio.

## Principal Investment Strategies

The Fund seeks to track the investment results of the Morningstar<sup>®</sup> US Small Cap Broad Value Extended Index<sup>SM</sup> (the “Underlying Index”), which measures the performance of U.S. stocks issued by small-capitalization companies that have exhibited above-average “value” characteristics as determined by Morningstar, Inc. (“Morningstar” or the “Index Provider”). Morningstar defines “small capitalization” stocks as those stocks that generally fall between the 90th and 99.5th percentile of the market capitalization of the stocks eligible to be included in the Morningstar<sup>®</sup> US Market Extended Index<sup>SM</sup> (a diversified broad

market index that represents approximately 99.5% of the market capitalization of publicly traded U.S. stocks and includes only those stocks of the top 75% of companies in the investable universe based on a liquidity score of the Index Provider). The largest company in the Underlying Index of the Fund as of April 30, 2024 had a market capitalization of \$12.86 billion. The Index Provider then designates stocks as “blend,” “growth” or “value” based on their style orientations. The stocks in the Underlying Index are designated as “value” because they are issued by companies that typically have relatively low valuations based on price-to earnings, price-to-book value, price-to sales, price-to-cash flow and dividend yields. The stocks in the Underlying Index are weighted according to the total value of shares that are publicly owned and available for investment.

As of April 30, 2024, a significant portion of the Underlying Index is represented by securities of companies in the consumer cyclical and financial services industries or sectors. The components of the Underlying Index are likely to change over time.

BFA uses an indexing approach to try to achieve the Fund’s investment objective. Unlike many investment companies, the

Fund does not try to “beat” the index it tracks and does not seek temporary defensive positions when markets decline or appear overvalued.

Indexing may eliminate the chance that the Fund will substantially outperform the Underlying Index but also may reduce some of the risks of active management, such as poor security selection. Indexing seeks to achieve lower costs and better after-tax performance by aiming to keep portfolio turnover low in comparison to actively managed investment companies.

BFA uses a representative sampling indexing strategy to manage the Fund. “Representative sampling” is an indexing strategy that involves investing in a representative sample of securities that collectively has an investment profile similar to that of an applicable underlying index. The securities selected are expected to have, in the aggregate, investment characteristics (based on factors such as market capitalization and industry weightings), fundamental characteristics (such as return variability and yield) and liquidity measures similar to those of an applicable underlying index. The Fund may or may not hold all of the securities in the Underlying Index.

The Fund generally will invest at least 80% of its assets in the component securities of its Underlying Index and may invest up to 20% of its assets in certain futures, options and swap contracts, cash and cash equivalents, including shares of money market funds advised by BFA or its affiliates, as well as in securities not included in the Underlying Index, but which BFA believes will help the Fund track the Underlying Index. Cash and cash equivalent investments associated with a derivative position will be treated as part of that position for the purposes of calculating the percentage of investments included in the Underlying Index. The Fund seeks to track the investment results of the Underlying Index before fees and expenses of the Fund.

The Fund may lend securities representing up to one-third of the value of the Fund’s total assets (including the value of any collateral received).

The Underlying Index is sponsored by Morningstar, which is independent of the Fund and BFA. The Index Provider determines the composition and relative weightings of the securities in the Underlying Index and publishes information regarding the market value of the Underlying Index.

**Industry Concentration Policy.** The Fund will concentrate its investments (*i.e.*, hold 25% or more of its total assets) in a particular industry or group of industries to approximately the same extent that the Underlying Index is concentrated. For purposes of this limitation, securities of the U.S. government (including its agencies and instrumentalities) and repurchase agreements collateralized by U.S. government securities are not considered to be issued by members of any industry.

## Summary of Principal Risks

As with any investment, you could lose all or part of your investment in the Fund, and the Fund’s performance could trail that of other investments. The Fund is subject to certain risks, including the principal risks noted below, any of which may adversely affect the Fund’s net asset value per share (“NAV”), trading price, yield, total return and ability to meet its investment

objective. Certain key risks are prioritized below (with others following in alphabetical order), but the relative significance of any risk is difficult to predict and may change over time. You should review each risk factor carefully.

**Risk of Investing in the U.S.** Investing in U.S. issuers subjects the Fund to legal, regulatory, political, currency, security, and economic risks that are specific to the U.S. Certain changes in the U.S., such as a weakening of the U.S. economy or a decline in its financial markets, may have an adverse effect on U.S. issuers.

**Small-Capitalization Companies Risk.** Compared to mid- and large-capitalization companies, small-capitalization companies may be less stable and more susceptible to adverse developments. The securities of small-capitalization companies may be more volatile and less liquid than those of mid- and large-capitalization companies. As a result, the Fund’s share price may be more volatile than that of a fund with a greater investment in large- or mid-capitalization stocks.

**Value Securities Risk.** Value securities are those issued by companies that may be perceived as undervalued. Such securities may decline in price or fail to appreciate for long periods of time, and they may never realize their full potential value. Value securities may underperform growth securities and other types of assets as well as the overall stock market. Value securities may go in and out of favor over time, which could affect the performance of the Fund.

**Equity Securities Risk.** Equity securities are subject to changes in value, and their values may be more volatile than those of other asset classes. The value of a security may decline for a number of reasons that may directly relate to the issuer as well as due to general industry or market conditions. Common stock is subordinated to preferred securities and debt in a company’s capital structure. Common stock has the lowest priority, and the greatest risk, with respect to dividends and any liquidation payments in the event of an issuer’s bankruptcy.

**Market Risk.** The Fund could lose money over short periods due to short-term market movements and over longer periods during more prolonged market downturns. Local, regional or global events such as war, acts of terrorism, pandemics or other public health issues, recessions, the prospect or occurrence of a sovereign default or other financial crisis, or other events could have a significant impact on the Fund and its investments and could result in increased premiums or discounts to the Fund’s NAV.

**Index-Related Risk.** The Index Provider may rely on various sources of information to assess the criteria of components of the Underlying Index, including information that may be based on assumptions and estimates. Neither the Fund nor BFA can offer assurances that the Index Provider’s methodology or sources of information will provide an accurate assessment of included components. Errors in index data, index computations or the construction of the Underlying Index in accordance with its methodology may occur, and the Index Provider may not identify or correct them promptly or at all, which may have an adverse impact on the Fund and its shareholders. Unusual market conditions or other unforeseen circumstances (such as natural disasters, political unrest or war) may impact the Index Provider or a third-party data provider and could cause the Index Provider

to postpone a scheduled rebalance. This could cause the Underlying Index to vary from its normal or expected composition.

**Asset Class Risk.** The securities and other assets in the Underlying Index or in the Fund's portfolio may underperform in comparison to financial markets generally, a particular financial market, another index, or other asset classes.

**Authorized Participant Concentration Risk.** An "Authorized Participant" is a member or participant of a clearing agency registered with the SEC, which has a written agreement with the Fund or one of its service providers that allows the Authorized Participant to place orders for the purchase and redemption of creation units ("Creation Units"). Only an Authorized Participant may engage in creation or redemption transactions directly with the Fund. There are a limited number of institutions that may act as Authorized Participants for the Fund, including on an agency basis on behalf of other market participants. No Authorized Participant is obligated to engage in creation or redemption transactions. To the extent that Authorized Participants exit the business or do not place creation or redemption orders for the Fund and no other Authorized Participant places orders, Fund shares are more likely to trade at a premium or discount to NAV and possibly face trading halts or delisting.

**Concentration Risk.** The Fund may be susceptible to an increased risk of loss, including losses due to adverse events that affect the Fund's investments more than the market as a whole, to the extent that the Fund's investments are concentrated in the securities or other assets of one or more issuers, countries or other geographic units, markets, industries, project types, or asset classes.

**Consumer Goods and Services Companies Risk.** Consumer goods and services companies ("consumer companies") face risks related to changes in consumer preferences and disposable income, commodity prices, government regulation, supply chain disruptions, damage to brand or reputation, economic slowdown and labor shortages, among other things.

**Cybersecurity Risk.** Failures or breaches of the electronic systems of the Fund, its adviser, distributor, Index Provider, other service providers, counterparties, or issuers of assets in which the Fund invests may cause disruptions that negatively impact the Fund and its shareholders. While the Fund has established business continuity plans and risk management systems seeking to address system breaches or failures, there are inherent limitations in such plans and systems. The Fund cannot control the cybersecurity plans and systems of its service providers, counterparties, and other third parties whose activities affect the Fund. In addition, cyber incidents may adversely impact the issuers of securities in which the Fund invests, which may cause such investments to lose value.

**Financial Companies Risk.** Financial services companies are subject to extensive governmental regulation and intervention, which may adversely affect their profitability, the scope of their activities, the prices they can charge, the amount of capital and liquid assets they must maintain and their size, among other things. Financial services companies also may be significantly affected by, among other things, interest rates, economic conditions, volatility in financial markets, credit rating

downgrades, adverse public perception, exposure concentration and counterparty risk.

**Issuer Risk.** The performance of the Fund depends on the performance of individual securities or other assets to which the Fund has exposure. The value of securities or other assets may decline, or perform differently from the market as a whole, due to changes in the financial condition or credit rating of the issuer or counterparty.

**Management Risk.** The Fund generally does not attempt to take defensive positions under any market conditions, including declining markets. As the Fund will not fully replicate the Underlying Index and may hold securities or other assets not included in the Underlying Index, it is subject to the risk that the investment strategy of BFA may not produce the intended results. There is no guarantee that the Fund's investment results will have a high degree of correlation to those of the Underlying Index or that the Fund will achieve its investment objective.

**Market Trading Risk.** The Fund faces numerous market trading risks, including the potential lack of an active market for Fund shares (including through a trading halt), losses from trading in secondary markets, periods of high volatility, and disruptions in the process of creating and redeeming Fund shares. Any of these factors, among others, may lead to the Fund's shares trading in the secondary market at a premium or discount to NAV or to the intraday value of the Fund's portfolio holdings. If you buy Fund shares at a time when the market price is at a premium to NAV or sell Fund shares at a time when the market price is at a discount to NAV, you may pay significantly more or receive significantly less than the underlying value of the Fund shares.

**Operational Risk.** The Fund is exposed to operational risks arising from a number of factors, including, but not limited to, human error, processing and communication errors, errors of the Fund's service providers, counterparties or other third parties, failed or inadequate processes and technology or systems failures. The Fund and BFA seek to reduce these operational risks through controls and procedures. However, these measures do not address every possible risk and may be inadequate to address significant operational risks.

**Securities Lending Risk.** The Fund may engage in securities lending. Securities lending involves the risk that the Fund may lose money because the borrower of the loaned securities fails to return the securities in a timely manner or at all. The Fund could also lose money in the event of a decline in the value of collateral provided for loaned securities or a decline in the value of any investments made with cash collateral. These events could also trigger adverse tax consequences for the Fund.

**Tracking Error Risk.** The Fund may be subject to "tracking error," which is the divergence of the Fund's performance from that of the Underlying Index. Tracking error may occur due to a number of factors, including differences between the securities and other assets held in the Fund's portfolio and those included in the Underlying Index; differences in the timing and methodologies used to value securities and other assets; transaction costs and other expenses incurred by the Fund that the Underlying Index does not incur; the Fund's holding of uninvested cash; differences in the timing of the accrual or the valuation of dividends or interest received by the Fund or distributions paid to Fund shareholders; tax gains or losses; the requirements for the Fund

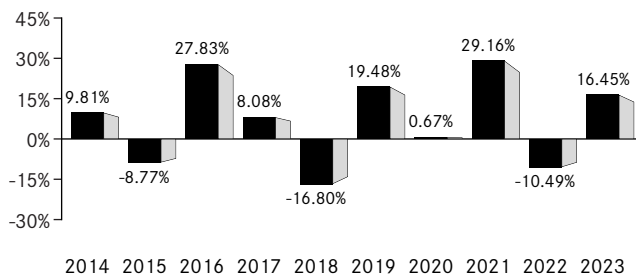
to maintain pass-through tax treatment; portfolio transactions carried out to minimize the distribution of capital gains to shareholders; the acceptance of custom baskets; changes to the Underlying Index; and impacts to the Fund of complying with

certain regulatory requirements or limits. Tracking error risk may be heightened during times of increased market volatility or other unusual market conditions.

## Performance Information

The performance information below illustrates how the Fund's performance has varied over different periods and provides some indication of the risks of investing in the Fund. The bar chart shows how the performance of the Fund has varied from one calendar year to another over the periods shown. The table compares the Fund's performance to that of an appropriate broad-based securities market index and the Underlying Index. Fund returns assume the reinvestment of any dividends and distributions. The Fund's returns reflect the impact of any agreements to waive or reimburse expenses, which would reduce performance if not in effect. Past performance (before and after taxes) does not necessarily indicate how the Fund will perform in the future. Updated performance information, including the Fund's current NAV, may be obtained by visiting [www.iShares.com](http://www.iShares.com) or by calling 1-800-iShares (1-800-474-2737) (toll free).

### Calendar Year-by-Year Returns



	<u>Return (%)</u>	<u>Period Ended</u>
<b>Calendar Year-to-Date Return</b>	-1.16%	June 30, 2024
<b>During the periods shown in the chart:</b>		
Best Quarter	33.33%	Dec. 31, 2020
Worst Quarter	-39.71%	Mar. 31, 2020

### Average Annual Total Returns (for the periods ended December 31, 2023)

	<u>One Year</u>	<u>Five Years</u>	<u>Ten Years</u>
<b>(Inception Date: 06/28/2004)</b>			
Return Before Taxes	16.45%	10.12%	6.43%
Return After Taxes on Distributions	15.65%	9.44%	5.74%
Return After Taxes on Distributions and Sale of Fund Shares	10.01%	7.84%	4.93%
<b>Morningstar US Market Index</b> <sup>1</sup> (Returns do not reflect deductions for fees, expenses or taxes)	26.43%	15.25%	11.60%
<b>Morningstar US Small Cap Broad Value Extended Index</b> <sup>2</sup> (Returns do not reflect deductions for fees, expenses or taxes)	16.27%	10.27%	6.60%

<sup>1</sup> The Fund has added this broad-based index in response to new regulatory requirements.

<sup>2</sup> Index returns through March 21, 2021 reflect the performance of the Morningstar US Small Value Index, which, effective as of March 22, 2021 was replaced by the Morningstar US Small Cap Broad Value Extended Index as the Underlying Index of the Fund. Index returns beginning on March 22, 2021 reflect the performance of the Morningstar US Small Cap Broad Value Extended Index.

After-tax returns in the table above are calculated using the historical highest individual U.S. federal marginal income tax rates and do not reflect the impact of state or local taxes. Actual after-tax returns depend on an investor's tax situation and may differ from those shown, and after-tax returns shown are not relevant to tax-exempt investors or investors who hold shares through tax-deferred arrangements, such as 401(k) plans or individual retirement accounts ("IRAs"). Fund returns after taxes on distributions and sales of Fund shares are calculated assuming that an investor has sufficient capital gains of the same character from other investments to offset any capital losses from the sales of Fund shares. As a result, Fund returns after taxes on distributions and sales of Fund shares may exceed Fund returns before taxes and/or returns after taxes on distributions.

## Management

**Investment Adviser.** BlackRock Fund Advisors.

**Portfolio Managers.** Jennifer Hsui, Greg Savage and Paul Whitehead (the “Portfolio Managers”) are primarily responsible for the day-to-day management of the Fund. Each Portfolio Manager supervises a portfolio management team. Ms. Hsui, Mr. Savage and Mr. Whitehead have been Portfolio Managers of the Fund since 2012, 2008 and 2022, respectively.

## Purchase and Sale of Fund Shares

The Fund is an exchange-traded fund (commonly referred to as an “ETF”). Individual shares of the Fund may only be bought and sold in the secondary market through a broker-dealer. Because ETF shares trade at market prices rather than at NAV, shares may trade at a price greater than NAV (a premium) or less than NAV (a discount). An investor may incur costs attributable to the difference between the highest price a buyer is willing to pay to purchase shares of the Fund (bid) and the lowest price a seller is willing to accept for shares of the Fund (ask) when buying or selling shares in the secondary market (the “bid-ask spread”).

## Tax Information

The Fund intends to make distributions that may be taxable to you as ordinary income or capital gains, unless you are investing through a tax-deferred arrangement such as a 401(k) plan or an IRA, in which case, your distributions generally will be taxed when withdrawn.

## Payments to Broker-Dealers and Other Financial Intermediaries

If you purchase shares of the Fund through a broker-dealer or other financial intermediary (such as a bank), BFA or other related companies may pay the intermediary for marketing activities and presentations, educational training programs, conferences, the development of technology platforms and reporting systems or other services related to the sale or promotion of the Fund. These payments may create a conflict of interest by influencing the broker-dealer or other intermediary and your salesperson to recommend the Fund over another investment. Ask your salesperson or visit your financial intermediary’s website for more information.

# iSHARES<sup>®</sup> MORNINGSTAR U.S. EQUITY ETF

Ticker: ILCB

Stock Exchange: NYSE Arca

## Investment Objective

The iShares Morningstar U.S. Equity ETF (the “Fund”) seeks to track the investment results of an index composed of large- and mid-capitalization U.S. equities.

## Fees and Expenses

The following table describes the fees and expenses that you will incur if you buy, hold and sell shares of the Fund. The investment advisory agreement between iShares Trust (the “Trust”) and BlackRock Fund Advisors (“BFA”) (the “Investment Advisory Agreement”) provides that BFA will pay all operating expenses of the Fund, except: (i) the management fees, (ii) interest expenses, (iii) taxes, (iv) expenses incurred with respect to the acquisition and disposition of portfolio securities and the execution of portfolio transactions, including brokerage commissions, (v) distribution fees or expenses, and (vi) litigation expenses and any extraordinary expenses.

**You may pay other fees, such as brokerage commissions and other fees to financial intermediaries, which are not reflected in the tables and examples below.**

Annual Fund Operating Expenses (ongoing expenses that you pay each year as a percentage of the value of your investments) <sup>1</sup>			
<u>Management Fees</u>	<u>Distribution and Service (12b-1) Fees</u>	<u>Other Expenses<sup>2</sup></u>	<u>Total Annual Fund Operating Expenses</u>
0.03%	None	0.00%	0.03%

<sup>1</sup> Operating expenses paid by BFA under the Investment Advisory Agreement exclude acquired fund fees and expenses, if any.

<sup>2</sup> The amount rounded to 0.00%.

**Example.** This Example is intended to help you compare the cost of owning shares of the Fund with the cost of investing in other funds. The Example assumes that you invest \$10,000 in the Fund for the time periods indicated and then sell all of your shares at the end of those periods. The Example also assumes that your investment has a 5% return each year and that the Fund’s operating expenses remain the same. Although your actual costs may be higher or lower, based on these assumptions, your costs would be:

<u>1 Year</u>	<u>3 Years</u>	<u>5 Years</u>	<u>10 Years</u>
\$3	\$10	\$17	\$39

**Portfolio Turnover.** The Fund may pay transaction costs, such as commissions, when it buys and sells securities (or “turns over” its portfolio). A higher portfolio turnover rate may indicate higher transaction costs and may result in higher taxes when Fund shares are held in a taxable account. These costs, which are not reflected in the Annual Fund Operating Expenses or in the Example, affect the Fund’s performance. During the most recent fiscal year, the Fund’s portfolio turnover rate was 5% of the average value of its portfolio.

## Principal Investment Strategies

The Fund seeks to track the investment results of the Morningstar<sup>®</sup> US Large-Mid Cap Index<sup>SM</sup> (the “Underlying Index”), which measures the performance of U.S. stocks issued by large- and mid-capitalization companies that have exhibited similar “growth” and “value” characteristics, as determined by Morningstar, Inc. (“Morningstar” or the “Index Provider”). Morningstar defines “large-mid capitalization” stocks as those stocks that form approximately the top 90% of the market capitalization of the stocks eligible to be included in the Morningstar<sup>®</sup> US Market Extended Index<sup>SM</sup> (a diversified broad market index that

represents approximately 99.5% of the market capitalization of publicly traded U.S. stocks and includes only those stocks of the top 75% of companies in the investable universe based on a liquidity score of the Index Provider). The Index Provider then designates stocks as “blend,” “growth” or “value” based on their style orientations. Stocks of companies with, for example, relatively higher than average historical and forecasted earnings, sales, book value and cash flow growth are designated as “growth” securities. Stocks of companies with, for example, relatively low valuations based on price-to-book ratios, price-to-earnings ratios and other factors are designated as “value” securities. Stocks that exhibit both growth and value characteristics are designated as “blend” securities and are included in the Underlying Index. The stocks in the Underlying Index are weighted according to the total value of shares that are publicly owned and available for investment.

As of April 30, 2024, a significant portion of the Underlying Index is represented by securities of companies in the industrials and technology industries or sectors. The components of the Underlying Index are likely to change over time.

BFA uses an indexing approach to try to achieve the Fund's investment objective. Unlike many investment companies, the Fund does not try to "beat" the index it tracks and does not seek temporary defensive positions when markets decline or appear overvalued.

Indexing may eliminate the chance that the Fund will substantially outperform the Underlying Index but also may reduce some of the risks of active management, such as poor security selection. Indexing seeks to achieve lower costs and better after-tax performance by aiming to keep portfolio turnover low in comparison to actively managed investment companies.

BFA uses a representative sampling indexing strategy to manage the Fund. "Representative sampling" is an indexing strategy that involves investing in a representative sample of securities that collectively has an investment profile similar to that of an applicable underlying index. The securities selected are expected to have, in the aggregate, investment characteristics (based on factors such as market capitalization and industry weightings), fundamental characteristics (such as return variability and yield) and liquidity measures similar to those of an applicable underlying index. The Fund may or may not hold all of the securities in the Underlying Index.

The Fund generally will invest at least 80% of its assets in the component securities of its Underlying Index and may invest up to 20% of its assets in certain futures, options and swap contracts, cash and cash equivalents, including shares of money market funds advised by BFA or its affiliates, as well as in securities not included in the Underlying Index, but which BFA believes will help the Fund track the Underlying Index. Cash and cash equivalent investments associated with a derivative position will be treated as part of that position for the purposes of calculating the percentage of investments included in the Underlying Index. The Fund seeks to track the investment results of the Underlying Index before fees and expenses of the Fund.

The Fund may lend securities representing up to one-third of the value of the Fund's total assets (including the value of any collateral received).

The Underlying Index is sponsored by Morningstar, which is independent of the Fund and BFA. The Index Provider determines the composition and relative weightings of the securities in the Underlying Index and publishes information regarding the market value of the Underlying Index.

**Industry Concentration Policy.** The Fund will concentrate its investments (*i.e.*, hold 25% or more of its total assets) in a particular industry or group of industries to approximately the same extent that the Underlying Index is concentrated. For purposes of this limitation, securities of the U.S. government (including its agencies and instrumentalities) and repurchase agreements collateralized by U.S. government securities are not considered to be issued by members of any industry.

## Summary of Principal Risks

As with any investment, you could lose all or part of your investment in the Fund, and the Fund's performance could trail that of other investments. The Fund is subject to certain risks, including the principal risks noted below, any of which may

adversely affect the Fund's net asset value per share ("NAV"), trading price, yield, total return and ability to meet its investment objective. Certain key risks are prioritized below (with others following in alphabetical order), but the relative significance of any risk is difficult to predict and may change over time. You should review each risk factor carefully.

**Risk of Investing in the U.S.** Investing in U.S. issuers subjects the Fund to legal, regulatory, political, currency, security, and economic risks that are specific to the U.S. Certain changes in the U.S., such as a weakening of the U.S. economy or a decline in its financial markets, may have an adverse effect on U.S. issuers.

**Large-Capitalization Companies Risk.** Large-capitalization companies may be less able than smaller-capitalization companies to adapt to changing market conditions and competitive challenges. Large-capitalization companies may be more mature and subject to more limited growth potential compared with smaller-capitalization companies. The performance of large-capitalization companies could trail the overall performance of the broader securities markets.

**Equity Securities Risk.** Equity securities are subject to changes in value, and their values may be more volatile than those of other asset classes. The value of a security may decline for a number of reasons that may directly relate to the issuer as well as due to general industry or market conditions. Common stock is subordinated to preferred securities and debt in a company's capital structure. Common stock has the lowest priority, and the greatest risk, with respect to dividends and any liquidation payments in the event of an issuer's bankruptcy.

**Market Risk.** The Fund could lose money over short periods due to short-term market movements and over longer periods during more prolonged market downturns. Local, regional or global events such as war, acts of terrorism, pandemics or other public health issues, recessions, the prospect or occurrence of a sovereign default or other financial crisis, or other events could have a significant impact on the Fund and its investments and could result in increased premiums or discounts to the Fund's NAV.

**Index-Related Risk.** The Index Provider may rely on various sources of information to assess the criteria of components of the Underlying Index, including information that may be based on assumptions and estimates. Neither the Fund nor BFA can offer assurances that the Index Provider's methodology or sources of information will provide an accurate assessment of included components. Errors in index data, index computations or the construction of the Underlying Index in accordance with its methodology may occur, and the Index Provider may not identify or correct them promptly or at all, which may have an adverse impact on the Fund and its shareholders. Unusual market conditions or other unforeseen circumstances (such as natural disasters, political unrest or war) may impact the Index Provider or a third-party data provider and could cause the Index Provider to postpone a scheduled rebalance. This could cause the Underlying Index to vary from its normal or expected composition.

**Asset Class Risk.** The securities and other assets in the Underlying Index or in the Fund's portfolio may underperform in comparison to financial markets generally, a particular financial market, another index, or other asset classes.



**Authorized Participant Concentration Risk.** An “Authorized Participant” is a member or participant of a clearing agency registered with the SEC, which has a written agreement with the Fund or one of its service providers that allows the Authorized Participant to place orders for the purchase and redemption of creation units (“Creation Units”). Only an Authorized Participant may engage in creation or redemption transactions directly with the Fund. There are a limited number of institutions that may act as Authorized Participants for the Fund, including on an agency basis on behalf of other market participants. No Authorized Participant is obligated to engage in creation or redemption transactions. To the extent that Authorized Participants exit the business or do not place creation or redemption orders for the Fund and no other Authorized Participant places orders, Fund shares are more likely to trade at a premium or discount to NAV and possibly face trading halts or delisting.

**Concentration Risk.** The Fund may be susceptible to an increased risk of loss, including losses due to adverse events that affect the Fund’s investments more than the market as a whole, to the extent that the Fund’s investments are concentrated in the securities or other assets of one or more issuers, countries or other geographic units, markets, industries, project types, or asset classes.

**Cybersecurity Risk.** Failures or breaches of the electronic systems of the Fund, its adviser, distributor, Index Provider, other service providers, counterparties, or issuers of assets in which the Fund invests may cause disruptions that negatively impact the Fund and its shareholders. While the Fund has established business continuity plans and risk management systems seeking to address system breaches or failures, there are inherent limitations in such plans and systems. The Fund cannot control the cybersecurity plans and systems of its service providers, counterparties, and other third parties whose activities affect the Fund. In addition, cyber incidents may adversely impact the issuers of securities in which the Fund invests, which may cause such investments to lose value.

**Growth Securities Risk.** Growth securities are those issued by companies whose earnings growth potential appears to be greater than the market in general and whose revenue growth is expected to continue for an extended period of time. The prices of growth securities may be more volatile than those of other types of investments and can decline rapidly and significantly in reaction to negative news. Growth securities may underperform value securities and other types of assets as well as the overall stock market. Growth securities may go in and out of favor over time, which could affect the performance of the Fund.

**Industrial Companies Risk.** Industrial companies face a number of risks, including supply chain and distribution disruptions, business interruptions, product obsolescence, third-party vendor risks, cyber attacks, trade disputes, product recalls, liability claims, scarcity of materials or parts, excess capacity, changes in consumer preferences, and volatility in commodity prices and currencies. The performance of such companies may also be affected by technological developments, labor relations, legislative and regulatory changes, government spending policies, and changes in domestic and international economies.

**Issuer Risk.** The performance of the Fund depends on the performance of individual securities or other assets to which the

Fund has exposure. The value of securities or other assets may decline, or perform differently from the market as a whole, due to changes in the financial condition or credit rating of the issuer or counterparty.

**Management Risk.** The Fund generally does not attempt to take defensive positions under any market conditions, including declining markets. As the Fund will not fully replicate the Underlying Index and may hold securities or other assets not included in the Underlying Index, it is subject to the risk that the investment strategy of BFA may not produce the intended results. There is no guarantee that the Fund’s investment results will have a high degree of correlation to those of the Underlying Index or that the Fund will achieve its investment objective.

**Market Trading Risk.** The Fund faces numerous market trading risks, including the potential lack of an active market for Fund shares (including through a trading halt), losses from trading in secondary markets, periods of high volatility, and disruptions in the process of creating and redeeming Fund shares. Any of these factors, among others, may lead to the Fund’s shares trading in the secondary market at a premium or discount to NAV or to the intraday value of the Fund’s portfolio holdings. If you buy Fund shares at a time when the market price is at a premium to NAV or sell Fund shares at a time when the market price is at a discount to NAV, you may pay significantly more or receive significantly less than the underlying value of the Fund shares.

**Mid-Capitalization Companies Risk.** Compared to large-capitalization companies, mid-capitalization companies may be less stable and more susceptible to adverse developments. The securities of mid-capitalization companies may be more volatile and less liquid than those of large-capitalization companies. As a result, the Fund’s share price may be more volatile than that of a fund with a greater investment in large-capitalization stocks.

**Operational Risk.** The Fund is exposed to operational risks arising from a number of factors, including, but not limited to, human error, processing and communication errors, errors of the Fund’s service providers, counterparties or other third parties, failed or inadequate processes and technology or systems failures. The Fund and BFA seek to reduce these operational risks through controls and procedures. However, these measures do not address every possible risk and may be inadequate to address significant operational risks.

**Securities Lending Risk.** The Fund may engage in securities lending. Securities lending involves the risk that the Fund may lose money because the borrower of the loaned securities fails to return the securities in a timely manner or at all. The Fund could also lose money in the event of a decline in the value of collateral provided for loaned securities or a decline in the value of any investments made with cash collateral. These events could also trigger adverse tax consequences for the Fund.

**Technology Companies Risk.** Technology companies and companies that rely heavily on technological advances may have limited product lines, markets, financial resources, supply chains and personnel. These companies typically face intense competition, potentially rapid product obsolescence and changes in product cycles and customer preferences. They may face unexpected risks and costs associated with technological developments, such as artificial intelligence and machine learning.

Technology companies also depend heavily on intellectual property rights and may be adversely affected by the loss or impairment of those rights. Technology companies may face increased government scrutiny and may be subject to adverse government or legal action.

**Tracking Error Risk.** The Fund may be subject to “tracking error,” which is the divergence of the Fund’s performance from that of the Underlying Index. Tracking error may occur due to a number of factors, including differences between the securities and other assets held in the Fund’s portfolio and those included in the Underlying Index; differences in the timing and methodologies used to value securities and other assets; transaction costs and other expenses incurred by the Fund that the Underlying Index does not incur; the Fund’s holding of uninvested cash; differences in the timing of the accrual or the valuation of dividends or interest received by the Fund or distributions paid to Fund

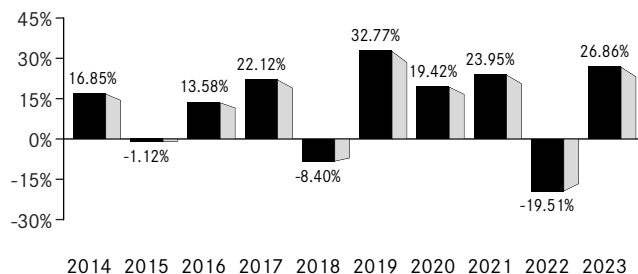
shareholders; tax gains or losses; the requirements for the Fund to maintain pass-through tax treatment; portfolio transactions carried out to minimize the distribution of capital gains to shareholders; the acceptance of custom baskets; changes to the Underlying Index; and impacts to the Fund of complying with certain regulatory requirements or limits. Tracking error risk may be heightened during times of increased market volatility or other unusual market conditions.

**Value Securities Risk.** Value securities are those issued by companies that may be perceived as undervalued. Such securities may decline in price or fail to appreciate for long periods of time, and they may never realize their full potential value. Value securities may underperform growth securities and other types of assets as well as the overall stock market. Value securities may go in and out of favor over time, which could affect the performance of the Fund.

## Performance Information

The performance information below illustrates how the Fund's performance has varied over different periods and provides some indication of the risks of investing in the Fund. The bar chart shows how the performance of the Fund has varied from one calendar year to another over the periods shown. The table compares the Fund's performance to that of an appropriate broad-based securities market index and the Underlying Index. Fund returns assume the reinvestment of any dividends and distributions. The Fund's returns reflect the impact of any agreements to waive or reimburse expenses, which would reduce performance if not in effect. Past performance (before and after taxes) does not necessarily indicate how the Fund will perform in the future. Updated performance information, including the Fund's current NAV, may be obtained by visiting [www.iShares.com](http://www.iShares.com) or by calling 1-800-iShares (1-800-474-2737) (toll free).

### Calendar Year-by-Year Returns



	<u>Return (%)</u>	<u>Period Ended</u>
<b>Calendar Year-to-Date Return</b>	14.96%	June 30, 2024
<b>During the periods shown in the chart:</b>		
Best Quarter	19.69%	June 30, 2020
Worst Quarter	-20.24%	Mar. 31, 2020

### Average Annual Total Returns (for the periods ended December 31, 2023)

	<u>One Year</u>	<u>Five Years</u>	<u>Ten Years</u>
<b>(Inception Date: 6/28/2004)</b>			
Return Before Taxes	26.86%	14.95%	11.41%
Return After Taxes on Distributions	26.38%	14.48%	10.91%
Return After Taxes on Distributions and Sale of Fund Shares	16.17%	11.95%	9.33%
<b>Morningstar US Market Index</b> <sup>1</sup> (Returns do not reflect deductions for fees, expenses or taxes)	26.43%	15.25%	11.60%
<b>Morningstar US Large-Mid Cap Index</b> <sup>2</sup> (Returns do not reflect deductions for fees, expenses or taxes)	26.85%	15.06%	11.58%

<sup>1</sup> The Fund has added this broad-based index in response to new regulatory requirements.

<sup>2</sup> Index returns through March 21, 2021 reflect the performance of the Morningstar US Large Core Index. Index returns beginning on March 22, 2021 reflect the performance of the Morningstar US Large-Mid Cap Index, which, effective as of March 22, 2021, replaced the Morningstar US Large Core Index as the Underlying Index of the Fund.

After-tax returns in the table above are calculated using the historical highest individual U.S. federal marginal income tax rates and do not reflect the impact of state or local taxes. Actual after-tax returns depend on an investor's tax situation and may differ from those shown, and after-tax returns shown are not relevant to tax-exempt investors or investors who hold shares through tax-deferred arrangements, such as 401(k) plans or individual retirement accounts ("IRAs"). Fund returns after taxes on distributions and sales of Fund shares are calculated assuming that an investor has sufficient capital gains of the same character from other investments to offset any capital losses from the sales of Fund shares. As a result, Fund returns after taxes on distributions and sales of Fund shares may exceed Fund returns before taxes and/or returns after taxes on distributions.

## Management

**Investment Adviser.** BlackRock Fund Advisors.

**Portfolio Managers.** Jennifer Hsui, Greg Savage and Paul Whitehead (the “Portfolio Managers”) are primarily responsible for the day-to-day management of the Fund. Each Portfolio Manager supervises a portfolio management team. Ms. Hsui, Mr. Savage and Mr. Whitehead have been Portfolio Managers of the Fund since 2012, 2008 and 2022, respectively.

## Purchase and Sale of Fund Shares

The Fund is an exchange-traded fund (commonly referred to as an “ETF”). Individual shares of the Fund may only be bought and sold in the secondary market through a broker-dealer. Because ETF shares trade at market prices rather than at NAV, shares may trade at a price greater than NAV (a premium) or less than NAV (a discount). An investor may incur costs attributable to the difference between the highest price a buyer is willing to pay to purchase shares of the Fund (bid) and the lowest price a seller is willing to accept for shares of the Fund (ask) when buying or selling shares in the secondary market (the “bid-ask spread”).

## Tax Information

The Fund intends to make distributions that may be taxable to you as ordinary income or capital gains, unless you are investing through a tax-deferred arrangement such as a 401(k) plan or an IRA, in which case, your distributions generally will be taxed when withdrawn.

## Payments to Broker-Dealers and Other Financial Intermediaries

If you purchase shares of the Fund through a broker-dealer or other financial intermediary (such as a bank), BFA or other related companies may pay the intermediary for marketing activities and presentations, educational training programs, conferences, the development of technology platforms and reporting systems or other services related to the sale or promotion of the Fund. These payments may create a conflict of interest by influencing the broker-dealer or other intermediary and your salesperson to recommend the Fund over another investment. Ask your salesperson or visit your financial intermediary’s website for more information.

# iSHARES<sup>®</sup> MORNINGSTAR VALUE ETF

Ticker: ILCV

Stock Exchange: NYSE Arca

## Investment Objective

The iShares Morningstar Value ETF (the “Fund”) seeks to track the investment results of an index composed of large- and mid-capitalization U.S. equities that exhibit value characteristics.

## Fees and Expenses

The following table describes the fees and expenses that you will incur if you buy, hold and sell shares of the Fund. The investment advisory agreement between iShares Trust (the “Trust”) and BlackRock Fund Advisors (“BFA”) (the “Investment Advisory Agreement”) provides that BFA will pay all operating expenses of the Fund, except: (i) the management fees, (ii) interest expenses, (iii) taxes, (iv) expenses incurred with respect to the acquisition and disposition of portfolio securities and the execution of portfolio transactions, including brokerage commissions, (v) distribution fees or expenses, and (vi) litigation expenses and any extraordinary expenses.

**You may pay other fees, such as brokerage commissions and other fees to financial intermediaries, which are not reflected in the tables and examples below.**

Annual Fund Operating Expenses (ongoing expenses that you pay each year as a percentage of the value of your investments) <sup>1</sup>			
Management Fees	Distribution and Service (12b-1) Fees	Other Expenses <sup>2</sup>	Total Annual Fund Operating Expenses
0.04%	None	0.00%	0.04%

<sup>1</sup> Operating expenses paid by BFA under the Investment Advisory Agreement exclude acquired fund fees and expenses, if any.

<sup>2</sup> The amount rounded to 0.00%.

**Example.** This Example is intended to help you compare the cost of owning shares of the Fund with the cost of investing in other funds. The Example assumes that you invest \$10,000 in the Fund for the time periods indicated and then sell all of your shares at the end of those periods. The Example also assumes that your investment has a 5% return each year and that the Fund’s operating expenses remain the same. Although your actual costs may be higher or lower, based on these assumptions, your costs would be:

1 Year	3 Years	5 Years	10 Years
\$4	\$13	\$23	\$51

**Portfolio Turnover.** The Fund may pay transaction costs, such as commissions, when it buys and sells securities (or “turns over” its portfolio). A higher portfolio turnover rate may indicate higher transaction costs and may result in higher taxes when Fund shares are held in a taxable account. These costs, which are not reflected in the Annual Fund Operating Expenses or in the Example, affect the Fund’s performance. During the most recent fiscal year, the Fund’s portfolio turnover rate was 22% of the average value of its portfolio.

## Principal Investment Strategies

The Fund seeks to track the investment results of the Morningstar<sup>®</sup> US Large-Mid Cap Broad Value Index<sup>SM</sup> (the “Underlying Index”), which measures the performance of U.S. stocks issued by large-mid capitalization companies that have exhibited above-average “value” characteristics as determined by Morningstar, Inc. (“Morningstar” or the “Index Provider”). Morningstar defines “large-mid capitalization” stocks as those stocks that form approximately the top 90% of the market capitalization of the stocks eligible to be included in the Morningstar<sup>®</sup> US Market Extended Index<sup>SM</sup> (a diversified broad

market index that represents approximately 99.5% of the market capitalization of publicly traded U.S. stocks and includes only those stocks of the top 75% of companies in the investable universe based on a liquidity score of the Index Provider). The Index Provider then designates stocks as “blend,” “growth” or “value” based on their style orientations. The stocks in the Underlying Index are designated as “value” because they are issued by companies that typically have relatively low valuations based on price-to-earnings, price-to-book value, price-to-sales, price-to-cash flow and dividend yields. The stocks in the Underlying Index are weighted according to the total value of shares that are publicly owned and available for investment.

As of April 30, 2024, a significant portion of the Underlying Index is represented by securities of companies in the financial services, healthcare, and industrials industries or sectors. The components of the Underlying Index are likely to change over time.

BFA uses an indexing approach to try to achieve the Fund’s investment objective. Unlike many investment companies, the Fund does not try to “beat” the index it tracks and does not seek

temporary defensive positions when markets decline or appear overvalued.

Indexing may eliminate the chance that the Fund will substantially outperform the Underlying Index but also may reduce some of the risks of active management, such as poor security selection. Indexing seeks to achieve lower costs and better after-tax performance by aiming to keep portfolio turnover low in comparison to actively managed investment companies.

BFA uses a representative sampling indexing strategy to manage the Fund. "Representative sampling" is an indexing strategy that involves investing in a representative sample of securities that collectively has an investment profile similar to that of an applicable underlying index. The securities selected are expected to have, in the aggregate, investment characteristics (based on factors such as market capitalization and industry weightings), fundamental characteristics (such as return variability and yield) and liquidity measures similar to those of an applicable underlying index. The Fund may or may not hold all of the securities in the Underlying Index.

The Fund generally will invest at least 80% of its assets in the component securities of its Underlying Index and may invest up to 20% of its assets in certain futures, options and swap contracts, cash and cash equivalents, including shares of money market funds advised by BFA or its affiliates, as well as in securities not included in the Underlying Index, but which BFA believes will help the Fund track the Underlying Index. Cash and cash equivalent investments associated with a derivative position will be treated as part of that position for the purposes of calculating the percentage of investments included in the Underlying Index. The Fund seeks to track the investment results of the Underlying Index before fees and expenses of the Fund.

The Fund may lend securities representing up to one-third of the value of the Fund's total assets (including the value of any collateral received).

The Underlying Index is sponsored by Morningstar, which is independent of the Fund and BFA. The Index Provider determines the composition and relative weightings of the securities in the Underlying Index and publishes information regarding the market value of the Underlying Index.

**Industry Concentration Policy.** The Fund will concentrate its investments (*i.e.*, hold 25% or more of its total assets) in a particular industry or group of industries to approximately the same extent that the Underlying Index is concentrated. For purposes of this limitation, securities of the U.S. government (including its agencies and instrumentalities) and repurchase agreements collateralized by U.S. government securities are not considered to be issued by members of any industry.

## Summary of Principal Risks

As with any investment, you could lose all or part of your investment in the Fund, and the Fund's performance could trail that of other investments. The Fund is subject to certain risks, including the principal risks noted below, any of which may adversely affect the Fund's net asset value per share ("NAV"), trading price, yield, total return and ability to meet its investment objective. Certain key risks are prioritized below (with others

following in alphabetical order), but the relative significance of any risk is difficult to predict and may change over time. You should review each risk factor carefully.

**Risk of Investing in the U.S.** Investing in U.S. issuers subjects the Fund to legal, regulatory, political, currency, security, and economic risks that are specific to the U.S. Certain changes in the U.S., such as a weakening of the U.S. economy or a decline in its financial markets, may have an adverse effect on U.S. issuers.

**Large-Capitalization Companies Risk.** Large-capitalization companies may be less able than smaller-capitalization companies to adapt to changing market conditions and competitive challenges. Large-capitalization companies may be more mature and subject to more limited growth potential compared with smaller-capitalization companies. The performance of large-capitalization companies could trail the overall performance of the broader securities markets.

**Value Securities Risk.** Value securities are those issued by companies that may be perceived as undervalued. Such securities may decline in price or fail to appreciate for long periods of time, and they may never realize their full potential value. Value securities may underperform growth securities and other types of assets as well as the overall stock market. Value securities may go in and out of favor over time, which could affect the performance of the Fund.

**Equity Securities Risk.** Equity securities are subject to changes in value, and their values may be more volatile than those of other asset classes. The value of a security may decline for a number of reasons that may directly relate to the issuer as well as due to general industry or market conditions. Common stock is subordinated to preferred securities and debt in a company's capital structure. Common stock has the lowest priority, and the greatest risk, with respect to dividends and any liquidation payments in the event of an issuer's bankruptcy.

**Market Risk.** The Fund could lose money over short periods due to short-term market movements and over longer periods during more prolonged market downturns. Local, regional or global events such as war, acts of terrorism, pandemics or other public health issues, recessions, the prospect or occurrence of a sovereign default or other financial crisis, or other events could have a significant impact on the Fund and its investments and could result in increased premiums or discounts to the Fund's NAV.

**Index-Related Risk.** The Index Provider may rely on various sources of information to assess the criteria of components of the Underlying Index, including information that may be based on assumptions and estimates. Neither the Fund nor BFA can offer assurances that the Index Provider's methodology or sources of information will provide an accurate assessment of included components. Errors in index data, index computations or the construction of the Underlying Index in accordance with its methodology may occur, and the Index Provider may not identify or correct them promptly or at all, which may have an adverse impact on the Fund and its shareholders. Unusual market conditions or other unforeseen circumstances (such as natural disasters, political unrest or war) may impact the Index Provider or a third-party data provider and could cause the Index Provider

to postpone a scheduled rebalance. This could cause the Underlying Index to vary from its normal or expected composition.

**Asset Class Risk.** The securities and other assets in the Underlying Index or in the Fund's portfolio may underperform in comparison to financial markets generally, a particular financial market, another index, or other asset classes.

**Authorized Participant Concentration Risk.** An "Authorized Participant" is a member or participant of a clearing agency registered with the SEC, which has a written agreement with the Fund or one of its service providers that allows the Authorized Participant to place orders for the purchase and redemption of creation units ("Creation Units"). Only an Authorized Participant may engage in creation or redemption transactions directly with the Fund. There are a limited number of institutions that may act as Authorized Participants for the Fund, including on an agency basis on behalf of other market participants. No Authorized Participant is obligated to engage in creation or redemption transactions. To the extent that Authorized Participants exit the business or do not place creation or redemption orders for the Fund and no other Authorized Participant places orders, Fund shares are more likely to trade at a premium or discount to NAV and possibly face trading halts or delisting.

**Concentration Risk.** The Fund may be susceptible to an increased risk of loss, including losses due to adverse events that affect the Fund's investments more than the market as a whole, to the extent that the Fund's investments are concentrated in the securities or other assets of one or more issuers, countries or other geographic units, markets, industries, project types, or asset classes.

**Cybersecurity Risk.** Failures or breaches of the electronic systems of the Fund, its adviser, distributor, Index Provider, other service providers, counterparties, or issuers of assets in which the Fund invests may cause disruptions that negatively impact the Fund and its shareholders. While the Fund has established business continuity plans and risk management systems seeking to address system breaches or failures, there are inherent limitations in such plans and systems. The Fund cannot control the cybersecurity plans and systems of its service providers, counterparties, and other third parties whose activities affect the Fund. In addition, cyber incidents may adversely impact the issuers of securities in which the Fund invests, which may cause such investments to lose value.

**Financial Companies Risk.** Financial services companies are subject to extensive governmental regulation and intervention, which may adversely affect their profitability, the scope of their activities, the prices they can charge, the amount of capital and liquid assets they must maintain and their size, among other things. Financial services companies also may be significantly affected by, among other things, interest rates, economic conditions, volatility in financial markets, credit rating downgrades, adverse public perception, exposure concentration and counterparty risk.

**Healthcare Companies Risk.** The profitability of healthcare companies may be adversely affected by extensive government regulations, restrictions on government reimbursement for medical expenses, rising costs of medical products and services, pricing pressure, the protection and expiration of patents, limited

product lines, supply chain issues, labor shortages and product liability claims, among other factors.

**Industrial Companies Risk.** Industrial companies face a number of risks, including supply chain and distribution disruptions, business interruptions, product obsolescence, third-party vendor risks, cyber attacks, trade disputes, product recalls, liability claims, scarcity of materials or parts, excess capacity, changes in consumer preferences, and volatility in commodity prices and currencies. The performance of such companies may also be affected by technological developments, labor relations, legislative and regulatory changes, government spending policies, and changes in domestic and international economies.

**Issuer Risk.** The performance of the Fund depends on the performance of individual securities or other assets to which the Fund has exposure. The value of securities or other assets may decline, or perform differently from the market as a whole, due to changes in the financial condition or credit rating of the issuer or counterparty.

**Management Risk.** The Fund generally does not attempt to take defensive positions under any market conditions, including declining markets. As the Fund will not fully replicate the Underlying Index and may hold securities or other assets not included in the Underlying Index, it is subject to the risk that the investment strategy of BFA may not produce the intended results. There is no guarantee that the Fund's investment results will have a high degree of correlation to those of the Underlying Index or that the Fund will achieve its investment objective.

**Market Trading Risk.** The Fund faces numerous market trading risks, including the potential lack of an active market for Fund shares (including through a trading halt), losses from trading in secondary markets, periods of high volatility, and disruptions in the process of creating and redeeming Fund shares. Any of these factors, among others, may lead to the Fund's shares trading in the secondary market at a premium or discount to NAV or to the intraday value of the Fund's portfolio holdings. If you buy Fund shares at a time when the market price is at a premium to NAV or sell Fund shares at a time when the market price is at a discount to NAV, you may pay significantly more or receive significantly less than the underlying value of the Fund shares.

**Mid-Capitalization Companies Risk.** Compared to large-capitalization companies, mid-capitalization companies may be less stable and more susceptible to adverse developments. The securities of mid-capitalization companies may be more volatile and less liquid than those of large-capitalization companies. As a result, the Fund's share price may be more volatile than that of a fund with a greater investment in large-capitalization stocks.

**Operational Risk.** The Fund is exposed to operational risks arising from a number of factors, including, but not limited to, human error, processing and communication errors, errors of the Fund's service providers, counterparties or other third parties, failed or inadequate processes and technology or systems failures. The Fund and BFA seek to reduce these operational risks through controls and procedures. However, these measures do not address every possible risk and may be inadequate to address significant operational risks.

**Securities Lending Risk.** The Fund may engage in securities lending. Securities lending involves the risk that the Fund may

lose money because the borrower of the loaned securities fails to return the securities in a timely manner or at all. The Fund could also lose money in the event of a decline in the value of collateral provided for loaned securities or a decline in the value of any investments made with cash collateral. These events could also trigger adverse tax consequences for the Fund.

**Tracking Error Risk.** The Fund may be subject to “tracking error,” which is the divergence of the Fund’s performance from that of the Underlying Index. Tracking error may occur due to a number of factors, including differences between the securities and other assets held in the Fund’s portfolio and those included in the Underlying Index; differences in the timing and methodologies used to value securities and other assets; transaction costs and

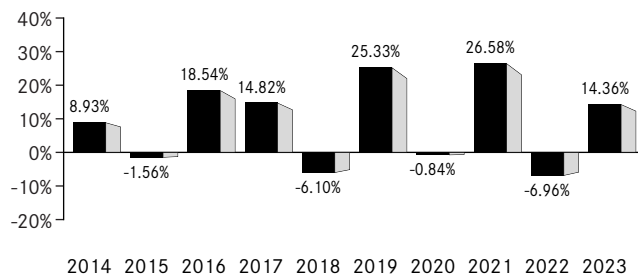
other expenses incurred by the Fund that the Underlying Index does not incur; the Fund’s holding of uninvested cash; differences in the timing of the accrual or the valuation of dividends or interest received by the Fund or distributions paid to Fund shareholders; tax gains or losses; the requirements for the Fund to maintain pass-through tax treatment; portfolio transactions carried out to minimize the distribution of capital gains to shareholders; the acceptance of custom baskets; changes to the Underlying Index; and impacts to the Fund of complying with certain regulatory requirements or limits. Tracking error risk may be heightened during times of increased market volatility or other unusual market conditions.



## Performance Information

The performance information below illustrates how the Fund's performance has varied over different periods and provides some indication of the risks of investing in the Fund. The bar chart shows how the performance of the Fund has varied from one calendar year to another over the periods shown. The table compares the Fund's performance to that of an appropriate broad-based securities market index and the Underlying Index. Fund returns assume the reinvestment of any dividends and distributions. The Fund's returns reflect the impact of any agreements to waive or reimburse expenses, which would reduce performance if not in effect. Past performance (before and after taxes) does not necessarily indicate how the Fund will perform in the future. Updated performance information, including the Fund's current NAV, may be obtained by visiting [www.iShares.com](http://www.iShares.com) or by calling 1-800-iShares (1-800-474-2737) (toll free).

### Calendar Year-by-Year Returns



	Return (%)	Period Ended
<b>Calendar Year-to-Date Return</b>	9.18%	June 30, 2024
<b>During the periods shown in the chart:</b>		
Best Quarter	14.54%	Dec. 31, 2020
Worst Quarter	-25.14%	Mar. 31, 2020

### Average Annual Total Returns (for the periods ended December 31, 2023)

	One Year	Five Years	Ten Years
<b>(Inception Date: 6/28/2004)</b>			
Return Before Taxes	14.36%	10.85%	8.66%
Return After Taxes on Distributions	13.69%	10.15%	7.96%
Return After Taxes on Distributions and Sale of Fund Shares	8.89%	8.50%	6.89%
<b>Morningstar US Market Index</b> <sup>1</sup> (Returns do not reflect deductions for fees, expenses or taxes)	26.43%	15.25%	11.60%
<b>Morningstar US Large-Mid Cap Broad Value Index</b> <sup>2</sup> (Returns do not reflect deductions for fees, expenses or taxes)	14.34%	10.99%	8.85%

<sup>1</sup> The Fund has added this broad-based index in response to new regulatory requirements.

<sup>2</sup> Index returns through March 21, 2021 reflect the performance of the Morningstar US Large Value Index. Index returns beginning on March 22, 2021 reflect the performance of the Morningstar US Large-Mid Cap Broad Value Index, which, effective as of March 22, 2021, replaced the Morningstar US Large Value Index as the Underlying Index of the Fund.

After-tax returns in the table above are calculated using the historical highest individual U.S. federal marginal income tax rates and do not reflect the impact of state or local taxes. Actual after-tax returns depend on an investor's tax situation and may differ from those shown, and after-tax returns shown are not relevant to tax-exempt investors or investors who hold shares through tax-deferred arrangements, such as 401(k) plans or individual retirement accounts ("IRAs"). Fund returns after taxes on distributions and sales of Fund shares are calculated assuming that an investor has sufficient capital gains of the same character from other investments to offset any capital losses from the sales of Fund shares. As a result, Fund returns after taxes on distributions and sales of Fund shares may exceed Fund returns before taxes and/or returns after taxes on distributions.

## Management

**Investment Adviser.** BlackRock Fund Advisors.

**Portfolio Managers.** Jennifer Hsui, Greg Savage and Paul Whitehead (the “Portfolio Managers”) are primarily responsible for the day-to-day management of the Fund. Each Portfolio Manager supervises a portfolio management team. Ms. Hsui, Mr. Savage and Mr. Whitehead have been Portfolio Managers of the Fund since 2012, 2008 and 2022, respectively.

## Purchase and Sale of Fund Shares

The Fund is an exchange-traded fund (commonly referred to as an “ETF”). Individual shares of the Fund may only be bought and sold in the secondary market through a broker-dealer. Because ETF shares trade at market prices rather than at NAV, shares may trade at a price greater than NAV (a premium) or less than NAV (a discount). An investor may incur costs attributable to the difference between the highest price a buyer is willing to pay to purchase shares of the Fund (bid) and the lowest price a seller is willing to accept for shares of the Fund (ask) when buying or selling shares in the secondary market (the “bid-ask spread”).

## Tax Information

The Fund intends to make distributions that may be taxable to you as ordinary income or capital gains, unless you are investing through a tax-deferred arrangement such as a 401(k) plan or an IRA, in which case, your distributions generally will be taxed when withdrawn.

## Payments to Broker-Dealers and Other Financial Intermediaries

If you purchase shares of the Fund through a broker-dealer or other financial intermediary (such as a bank), BFA or other related companies may pay the intermediary for marketing activities and presentations, educational training programs, conferences, the development of technology platforms and reporting systems or other services related to the sale or promotion of the Fund. These payments may create a conflict of interest by influencing the broker-dealer or other intermediary and your salesperson to recommend the Fund over another investment. Ask your salesperson or visit your financial intermediary’s website for more information.

# iSHARES<sup>®</sup> MSCI KLD 400 SOCIAL ETF

Ticker: DSI

Stock Exchange: NYSE Arca

## Investment Objective

The iShares MSCI KLD 400 Social ETF (the “Fund”) seeks to track the investment results of an index composed of U.S. companies that have positive environmental, social and governance characteristics as identified by the index provider.

## Fees and Expenses

The following table describes the fees and expenses that you will incur if you buy, hold and sell shares of the Fund. The investment advisory agreement between iShares Trust (the “Trust”) and BlackRock Fund Advisors (“BFA”) (the “Investment Advisory Agreement”) provides that BFA will pay all operating expenses of the Fund, except: (i) the management fees, (ii) interest expenses, (iii) taxes, (iv) expenses incurred with respect to the acquisition and disposition of portfolio securities and the execution of portfolio transactions, including brokerage commissions, (v) distribution fees or expenses, and (vi) litigation expenses and any extraordinary expenses.

**You may pay other fees, such as brokerage commissions and other fees to financial intermediaries, which are not reflected in the tables and examples below.**

Annual Fund Operating Expenses (ongoing expenses that you pay each year as a percentage of the value of your investments) <sup>1</sup>			
<u>Management Fees</u>	<u>Distribution and Service (12b-1) Fees</u>	<u>Other Expenses<sup>2</sup></u>	<u>Total Annual Fund Operating Expenses</u>
0.25%	None	0.00%	0.25%

<sup>1</sup> Operating expenses paid by BFA under the Investment Advisory Agreement exclude acquired fund fees and expenses, if any.

<sup>2</sup> The amount rounded to 0.00%.

**Example.** This Example is intended to help you compare the cost of owning shares of the Fund with the cost of investing in other funds. The Example assumes that you invest \$10,000 in the Fund for the time periods indicated and then sell all of your shares at the end of those periods. The Example also assumes that your investment has a 5% return each year and that the Fund’s operating expenses remain the same. Although your actual costs may be higher or lower, based on these assumptions, your costs would be:

<u>1 Year</u>	<u>3 Years</u>	<u>5 Years</u>	<u>10 Years</u>
\$26	\$80	\$141	\$318

**Portfolio Turnover.** The Fund may pay transaction costs, such as commissions, when it buys and sells securities (or “turns over” its portfolio). A higher portfolio turnover rate may indicate higher transaction costs and may result in higher taxes when Fund shares are held in a taxable account. These costs, which are not reflected in the Annual Fund Operating Expenses or in the Example, affect the Fund’s performance. During the most recent fiscal year, the Fund’s portfolio turnover rate was 5% of the average value of its portfolio.

## Principal Investment Strategies

The Fund seeks to track the investment results of the MSCI KLD 400 Social Index (the “Underlying Index”), which is a free float-adjusted market capitalization index designed to provide exposure to U.S. companies that have positive environmental, social and governance (“ESG”) characteristics. As of April 30, 2024, the Underlying Index consisted of 401 securities identified by MSCI Inc. (the “Index Provider” or “MSCI”) from the universe of companies included in the MSCI USA IMI Index, which targets 99% of the market coverage of stocks that are listed for trading on the New York Stock Exchange (“NYSE”) and the Nasdaq Stock

Market. MSCI analyzes each eligible company’s ESG performance using proprietary ratings covering ESG criteria. When selecting companies for the Underlying Index, MSCI also considers market capitalization and liquidity. Companies that MSCI determines have significant involvement in the following businesses are not eligible for the Underlying Index: fossil fuel extraction, fossil fuel reserve ownership, unconventional oil and gas extraction, thermal coal-based power generation, alcohol, tobacco, gambling, civilian firearms, nuclear power, controversial weapons, nuclear weapons, conventional weapons, adult entertainment and genetically modified organisms. The Underlying Index includes large-, mid- and small-capitalization companies and may change over time.

As of April 30, 2024, a significant portion of the Underlying Index is represented by securities of companies in the technology industry or sector. The components of the Underlying Index are likely to change over time.

BFA uses an indexing approach to try to achieve the Fund’s investment objective. Unlike many investment companies, the Fund does not try to “beat” the index it tracks and does not seek temporary defensive positions when markets decline or appear overvalued.

Indexing may eliminate the chance that the Fund will substantially outperform the Underlying Index but also may reduce some of the risks of active management, such as poor security selection. Indexing seeks to achieve lower costs and better after-tax performance by aiming to keep portfolio turnover low in comparison to actively managed investment companies.

BFA uses a representative sampling indexing strategy to manage the Fund. "Representative sampling" is an indexing strategy that involves investing in a representative sample of securities that collectively has an investment profile similar to that of an applicable underlying index. The securities selected are expected to have, in the aggregate, investment characteristics (based on factors such as market capitalization and industry weightings), fundamental characteristics (such as return variability and yield) and liquidity measures similar to those of an applicable underlying index. The Fund may or may not hold all of the securities in the Underlying Index.

The Fund generally will invest at least 90% of its assets in the component securities of the Underlying Index and may invest up to 10% of its assets in certain futures, options and swap contracts, cash and cash equivalents, including shares of money market funds advised by BFA or its affiliates, as well as in securities not included in the Underlying Index, but which BFA believes will help the Fund track the Underlying Index. Cash and cash equivalent investments associated with a derivative position will be treated as part of that position for the purposes of calculating the percentage of investments included in the Underlying Index. The Fund seeks to track the investment results of the Underlying Index before fees and expenses of the Fund.

The Fund may lend securities representing up to one-third of the value of the Fund's total assets (including the value of any collateral received).

The Underlying Index is sponsored by MSCI, which is independent of the Fund and BFA. The Index Provider determines the composition and relative weightings of the securities in the Underlying Index and publishes information regarding the market value of the Underlying Index.

**Industry Concentration Policy.** The Fund will concentrate its investments (*i.e.*, hold 25% or more of its total assets) in a particular industry or group of industries to approximately the same extent that the Underlying Index is concentrated. For purposes of this limitation, securities of the U.S. government (including its agencies and instrumentalities) and repurchase agreements collateralized by U.S. government securities are not considered to be issued by members of any industry.

**Diversification Policy.** The Fund intends to be diversified in approximately the same proportion as the Underlying Index is diversified. The Fund may become "nondiversified," as defined in the 1940 Act, solely as a result of a change in relative market capitalization or index weighting of one or more constituents of the Underlying Index. Shareholder approval will not be sought if the Fund becomes "nondiversified" due solely to a change in the relative market capitalization or index weighting of one or more constituents of the Underlying Index. The Fund discloses its portfolio holdings and weightings at [www.iShares.com](http://www.iShares.com).

## Summary of Principal Risks

As with any investment, you could lose all or part of your investment in the Fund, and the Fund's performance could trail that of other investments. The Fund is subject to certain risks, including the principal risks noted below, any of which may adversely affect the Fund's net asset value per share ("NAV"), trading price, yield, total return and ability to meet its investment objective. Certain key risks are prioritized below (with others following in alphabetical order), but the relative significance of any risk is difficult to predict and may change over time. You should review each risk factor carefully.

**Risk of Investing in the U.S.** Investing in U.S. issuers subjects the Fund to legal, regulatory, political, currency, security, and economic risks that are specific to the U.S. Certain changes in the U.S., such as a weakening of the U.S. economy or a decline in its financial markets, may have an adverse effect on U.S. issuers.

**ESG Risk.** To the extent that the Underlying Index uses criteria related to the ESG characteristics of issuers, this may limit the types and number of investment opportunities available to the Fund and, as a result, the Fund may underperform other funds whose underlying index does not use ESG criteria. The Underlying Index's use of ESG criteria may result in the Fund investing in, or allocating greater weight to, securities or market sectors that underperform the market as a whole or underperform other funds that use ESG criteria. In addition, the use of representative sampling may result in divergence of the Fund's overall ESG characteristics or ESG risk from those of the Underlying Index. The Index Provider may evaluate security-level ESG data and, if applicable, ESG objectives or constraints that are relevant to the Underlying Index only at index reviews or rebalances. Securities included in the Underlying Index may cease to meet the relevant ESG criteria but may nevertheless remain in the Underlying Index and the Fund until the next review or rebalance by the Index Provider. As a result, certain securities in the Underlying Index, or the Underlying Index as a whole, may not meet the relevant ESG objectives or constraints at all times.

**Equity Securities Risk.** Equity securities are subject to changes in value, and their values may be more volatile than those of other asset classes. The value of a security may decline for a number of reasons that may directly relate to the issuer as well as due to general industry or market conditions. Common stock is subordinated to preferred securities and debt in a company's capital structure. Common stock has the lowest priority, and the greatest risk, with respect to dividends and any liquidation payments in the event of an issuer's bankruptcy.

**Market Risk.** The Fund could lose money over short periods due to short-term market movements and over longer periods during more prolonged market downturns. Local, regional or global events such as war, acts of terrorism, pandemics or other public health issues, recessions, the prospect or occurrence of a sovereign default or other financial crisis, or other events could have a significant impact on the Fund and its investments and could result in increased premiums or discounts to the Fund's NAV.

**Index-Related Risk.** The Index Provider may rely on various sources of information to assess the criteria of components of the Underlying Index, including information that may be based on

assumptions and estimates. Neither the Fund nor BFA can offer assurances that the Index Provider's methodology or sources of information will provide an accurate assessment of included components. Errors in index data, index computations or the construction of the Underlying Index in accordance with its methodology may occur, and the Index Provider may not identify or correct them promptly or at all, which may have an adverse impact on the Fund and its shareholders. Unusual market conditions or other unforeseen circumstances (such as natural disasters, political unrest or war) may impact the Index Provider or a third-party data provider and could cause the Index Provider to postpone a scheduled rebalance. This could cause the Underlying Index to vary from its normal or expected composition.

**Asset Class Risk.** The securities and other assets in the Underlying Index or in the Fund's portfolio may underperform in comparison to financial markets generally, a particular financial market, another index, or other asset classes.

**Authorized Participant Concentration Risk.** An "Authorized Participant" is a member or participant of a clearing agency registered with the SEC, which has a written agreement with the Fund or one of its service providers that allows the Authorized Participant to place orders for the purchase and redemption of creation units ("Creation Units"). Only an Authorized Participant may engage in creation or redemption transactions directly with the Fund. There are a limited number of institutions that may act as Authorized Participants for the Fund, including on an agency basis on behalf of other market participants. No Authorized Participant is obligated to engage in creation or redemption transactions. To the extent that Authorized Participants exit the business or do not place creation or redemption orders for the Fund and no other Authorized Participant places orders, Fund shares are more likely to trade at a premium or discount to NAV and possibly face trading halts or delisting.

**Concentration Risk.** The Fund may be susceptible to an increased risk of loss, including losses due to adverse events that affect the Fund's investments more than the market as a whole, to the extent that the Fund's investments are concentrated in the securities or other assets of one or more issuers, countries or other geographic units, markets, industries, project types, or asset classes.

**Cybersecurity Risk.** Failures or breaches of the electronic systems of the Fund, its adviser, distributor, Index Provider, other service providers, counterparties, or issuers of assets in which the Fund invests may cause disruptions that negatively impact the Fund and its shareholders. While the Fund has established business continuity plans and risk management systems seeking to address system breaches or failures, there are inherent limitations in such plans and systems. The Fund cannot control the cybersecurity plans and systems of its service providers, counterparties, and other third parties whose activities affect the Fund. In addition, cyber incidents may adversely impact the issuers of securities in which the Fund invests, which may cause such investments to lose value.

**Issuer Risk.** The performance of the Fund depends on the performance of individual securities or other assets to which the Fund has exposure. The value of securities or other assets may decline, or perform differently from the market as a whole, due to

changes in the financial condition or credit rating of the issuer or counterparty.

**Large-Capitalization Companies Risk.** Large-capitalization companies may be less able than smaller-capitalization companies to adapt to changing market conditions and competitive challenges. Large-capitalization companies may be more mature and subject to more limited growth potential compared with smaller-capitalization companies. The performance of large-capitalization companies could trail the overall performance of the broader securities markets.

**Management Risk.** The Fund generally does not attempt to take defensive positions under any market conditions, including declining markets. As the Fund will not fully replicate the Underlying Index and may hold securities or other assets not included in the Underlying Index, it is subject to the risk that the investment strategy of BFA may not produce the intended results. There is no guarantee that the Fund's investment results will have a high degree of correlation to those of the Underlying Index or that the Fund will achieve its investment objective.

**Market Trading Risk.** The Fund faces numerous market trading risks, including the potential lack of an active market for Fund shares (including through a trading halt), losses from trading in secondary markets, periods of high volatility, and disruptions in the process of creating and redeeming Fund shares. Any of these factors, among others, may lead to the Fund's shares trading in the secondary market at a premium or discount to NAV or to the intraday value of the Fund's portfolio holdings. If you buy Fund shares at a time when the market price is at a premium to NAV or sell Fund shares at a time when the market price is at a discount to NAV, you may pay significantly more or receive significantly less than the underlying value of the Fund shares.

**Non-Diversification Risk.** To the extent the Fund is non-diversified, the Fund may invest a large percentage of its assets in securities or other instruments representing a small number of issuers or counterparties and thus may be more susceptible to the risks associated with these particular issuers or counterparties. As a result, the Fund's performance may depend to a greater extent on the performance of a small number of issuers or counterparties, which may lead to more volatility in the Fund's NAV.

**Operational Risk.** The Fund is exposed to operational risks arising from a number of factors, including, but not limited to, human error, processing and communication errors, errors of the Fund's service providers, counterparties or other third parties, failed or inadequate processes and technology or systems failures. The Fund and BFA seek to reduce these operational risks through controls and procedures. However, these measures do not address every possible risk and may be inadequate to address significant operational risks.

**Securities Lending Risk.** The Fund may engage in securities lending. Securities lending involves the risk that the Fund may lose money because the borrower of the loaned securities fails to return the securities in a timely manner or at all. The Fund could also lose money in the event of a decline in the value of collateral provided for loaned securities or a decline in the value of any investments made with cash collateral. These events could also trigger adverse tax consequences for the Fund.

**Technology Companies Risk.** Technology companies and companies that rely heavily on technological advances may have limited product lines, markets, financial resources, supply chains and personnel. These companies typically face intense competition, potentially rapid product obsolescence and changes in product cycles and customer preferences. They may face unexpected risks and costs associated with technological developments, such as artificial intelligence and machine learning. Technology companies also depend heavily on intellectual property rights and may be adversely affected by the loss or impairment of those rights. Technology companies may face increased government scrutiny and may be subject to adverse government or legal action.

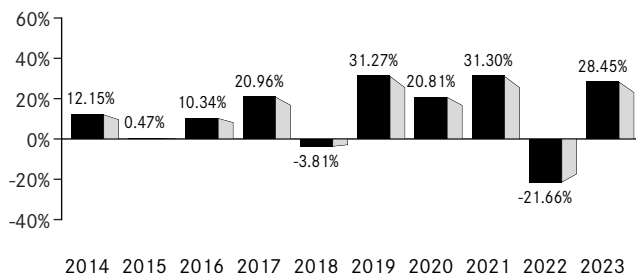
**Tracking Error Risk.** The Fund may be subject to “tracking error,” which is the divergence of the Fund’s performance from that of the Underlying Index. Tracking error may occur due to a number of

factors, including differences between the securities and other assets held in the Fund’s portfolio and those included in the Underlying Index; differences in the timing and methodologies used to value securities and other assets; transaction costs and other expenses incurred by the Fund that the Underlying Index does not incur; the Fund’s holding of uninvested cash; differences in the timing of the accrual or the valuation of dividends or interest received by the Fund or distributions paid to Fund shareholders; tax gains or losses; the requirements for the Fund to maintain pass-through tax treatment; portfolio transactions carried out to minimize the distribution of capital gains to shareholders; the acceptance of custom baskets; changes to the Underlying Index; and impacts to the Fund of complying with certain regulatory requirements or limits. Tracking error risk may be heightened during times of increased market volatility or other unusual market conditions.

## Performance Information

The performance information below illustrates how the Fund's performance has varied over different periods and provides some indication of the risks of investing in the Fund. The bar chart shows how the performance of the Fund has varied from one calendar year to another over the periods shown. The table compares the Fund's performance to that of an appropriate broad-based securities market index and the Underlying Index. Fund returns assume the reinvestment of any dividends and distributions. The Fund's returns reflect the impact of any agreements to waive or reimburse expenses, which would reduce performance if not in effect. Past performance (before and after taxes) does not necessarily indicate how the Fund will perform in the future. Updated performance information, including the Fund's current NAV, may be obtained by visiting [www.iShares.com](http://www.iShares.com) or by calling 1-800-iShares (1-800-474-2737) (toll free).

### Calendar Year-by-Year Returns



	<u>Return (%)</u>	<u>Period Ended</u>
<b>Calendar Year-to-Date Return</b>	14.66%	June 30, 2024
<b>During the periods shown in the chart:</b>		
Best Quarter	21.51%	June 30, 2020
Worst Quarter	-18.42%	Mar. 31, 2020

### Average Annual Total Returns (for the periods ended December 31, 2023)

	<u>One Year</u>	<u>Five Years</u>	<u>Ten Years</u>
<b>(Inception Date: 11/14/2006)</b>			
Return Before Taxes	28.45%	15.94%	11.73%
Return After Taxes on Distributions	28.05%	15.57%	11.36%
Return After Taxes on Distributions and Sale of Fund Shares	17.07%	12.82%	9.66%
<b>MSCI USA Index</b> <sup>1</sup> (Returns do not reflect deductions for fees, expenses or taxes)	27.10%	15.74%	11.98%
<b>MSCI KLD 400 Social Index</b> (Returns do not reflect deductions for fees, expenses or taxes)	28.63%	16.21%	12.12%

<sup>1</sup> The Fund has added this broad-based index in response to new regulatory requirements.

After-tax returns in the table above are calculated using the historical highest individual U.S. federal marginal income tax rates and do not reflect the impact of state or local taxes. Actual after-tax returns depend on an investor's tax situation and may differ from those shown, and after-tax returns shown are not relevant to tax-exempt investors or investors who hold shares through tax-deferred arrangements, such as 401(k) plans or individual retirement accounts ("IRAs"). Fund returns after taxes on distributions and sales of Fund shares are calculated assuming that an investor has sufficient capital gains of the same character from other investments to offset any capital losses from the sales of Fund shares. As a result, Fund returns after taxes on distributions and sales of Fund shares may exceed Fund returns before taxes and/or returns after taxes on distributions.

## Management

**Investment Adviser.** BlackRock Fund Advisors.

**Portfolio Managers.** Jennifer Hsui, Greg Savage and Paul Whitehead (the “Portfolio Managers”) are primarily responsible for the day-to-day management of the Fund. Each Portfolio Manager supervises a portfolio management team. Ms. Hsui, Mr. Savage and Mr. Whitehead have been Portfolio Managers of the Fund since 2012, 2008 and 2022, respectively.

## Purchase and Sale of Fund Shares

The Fund is an exchange-traded fund (commonly referred to as an “ETF”). Individual shares of the Fund may only be bought and sold in the secondary market through a broker-dealer. Because ETF shares trade at market prices rather than at NAV, shares may trade at a price greater than NAV (a premium) or less than NAV (a discount). An investor may incur costs attributable to the difference between the highest price a buyer is willing to pay to purchase shares of the Fund (bid) and the lowest price a seller is willing to accept for shares of the Fund (ask) when buying or selling shares in the secondary market (the “bid-ask spread”).

## Tax Information

The Fund intends to make distributions that may be taxable to you as ordinary income or capital gains, unless you are investing through a tax-deferred arrangement such as a 401(k) plan or an IRA, in which case, your distributions generally will be taxed when withdrawn.

## Payments to Broker-Dealers and Other Financial Intermediaries

If you purchase shares of the Fund through a broker-dealer or other financial intermediary (such as a bank), BFA or other related companies may pay the intermediary for marketing activities and presentations, educational training programs, conferences, the development of technology platforms and reporting systems or other services related to the sale or promotion of the Fund. These payments may create a conflict of interest by influencing the broker-dealer or other intermediary and your salesperson to recommend the Fund over another investment. Ask your salesperson or visit your financial intermediary’s website for more information.



# iSHARES<sup>®</sup> MSCI USA ESG SELECT ETF

Ticker: SUSA

Stock Exchange: NYSE Arca

## Investment Objective

The iShares MSCI USA ESG Select ETF (the “Fund”) seeks to track the investment results of an index composed of U.S. companies that have positive environmental, social and governance characteristics as identified by the index provider.

## Fees and Expenses

The following table describes the fees and expenses that you will incur if you buy, hold and sell shares of the Fund. The investment advisory agreement between iShares Trust (the “Trust”) and BlackRock Fund Advisors (“BFA”) (the “Investment Advisory Agreement”) provides that BFA will pay all operating expenses of the Fund, except: (i) the management fees, (ii) interest expenses, (iii) taxes, (iv) expenses incurred with respect to the acquisition and disposition of portfolio securities and the execution of portfolio transactions, including brokerage commissions, (v) distribution fees or expenses, and (vi) litigation expenses and any extraordinary expenses.

**You may pay other fees, such as brokerage commissions and other fees to financial intermediaries, which are not reflected in the tables and examples below.**

<b>Annual Fund Operating Expenses</b> (ongoing expenses that you pay each year as a percentage of the value of your investments) <sup>1</sup>			
<u>Management Fees</u>	<u>Distribution and Service (12b-1) Fees</u>	<u>Other Expenses<sup>2</sup></u>	<u>Total Annual Fund Operating Expenses</u>
0.25%	None	0.00%	0.25%

<sup>1</sup> Operating expenses paid by BFA under the Investment Advisory Agreement exclude acquired fund fees and expenses, if any.

<sup>2</sup> The amount rounded to 0.00%.

**Example.** This Example is intended to help you compare the cost of owning shares of the Fund with the cost of investing in other funds. The Example assumes that you invest \$10,000 in the Fund for the time periods indicated and then sell all of your shares at the end of those periods. The Example also assumes that your investment has a 5% return each year and that the Fund’s operating expenses remain the same. Although your actual costs may be higher or lower, based on these assumptions, your costs would be:

<u>1 Year</u>	<u>3 Years</u>	<u>5 Years</u>	<u>10 Years</u>
\$26	\$80	\$141	\$318

**Portfolio Turnover.** The Fund may pay transaction costs, such as commissions, when it buys and sells securities (or “turns over” its portfolio). A higher portfolio turnover rate may indicate higher transaction costs and may result in higher taxes when Fund shares are held in a taxable account. These costs, which are not reflected in the Annual Fund Operating Expenses or in the Example, affect the Fund’s performance. During the most recent fiscal year, the Fund’s portfolio turnover rate was 16% of the average value of its portfolio.

## Principal Investment Strategies

The Fund seeks to track the investment results of the MSCI USA Extended ESG Select Index (the “Underlying Index”), which is an optimized index designed to maximize exposure to positive environmental, social and governance (“ESG”) characteristics, while exhibiting risk and return characteristics similar to the MSCI USA Index. As of April 30, 2024, the Underlying Index consisted of 177 securities included in the MSCI USA Index. MSCI Inc. (the “Index Provider” or “MSCI”) analyzes each eligible company’s ESG performance using proprietary ratings covering ESG and ethics criteria. The index methodology is designed so that companies

with relatively high overall ratings have a higher representation in the Underlying Index than in the MSCI USA Index and companies with relatively low overall ratings have a lower representation in the Underlying Index than in the MSCI USA Index. Exceptions may result from the Underlying Index’s objective of having risk and return characteristics similar to the MSCI USA Index. The Index Provider excludes securities of companies involved in the business of tobacco, alcohol, gambling, nuclear power and weapons, fossil fuel extraction, thermal coal power and unconventional oil and gas businesses (e.g., thermal coal extraction and generation or oil sands extraction), companies involved with conventional and controversial weapons, producers and major retailers of civilian firearms, as well as companies involved in very severe business controversies. The Index Provider defines a controversy as an instance or ongoing situation in which company operations and/or products allegedly have a negative environmental, social and/or governance impact. Each controversy case is assessed for the severity of its impact on society. The Index Provider generally classifies companies as “involved” in a particular business based on revenue or percentage of revenue thresholds (e.g., 10%) for certain products and activities in an excluded industry. The securities of certain companies will be excluded regardless of revenue measures (e.g.,

all companies involved in the manufacturing of controversial weapons are excluded). The Underlying Index includes large- and mid-capitalization companies and may change over time.

As of April 30, 2024, a significant portion of the Underlying Index is represented by securities of companies in the technology industry or sector. The components of the Underlying Index are likely to change over time.

BFA uses an indexing approach to try to achieve the Fund's investment objective. Unlike many investment companies, the Fund does not try to "beat" the index it tracks and does not seek temporary defensive positions when markets decline or appear overvalued.

Indexing may eliminate the chance that the Fund will substantially outperform the Underlying Index but also may reduce some of the risks of active management, such as poor security selection. Indexing seeks to achieve lower costs and better after-tax performance by aiming to keep portfolio turnover low in comparison to actively managed investment companies.

BFA uses a representative sampling indexing strategy to manage the Fund. "Representative sampling" is an indexing strategy that involves investing in a representative sample of securities that collectively has an investment profile similar to that of an applicable underlying index. The securities selected are expected to have, in the aggregate, investment characteristics (based on factors such as market capitalization and industry weightings), fundamental characteristics (such as return variability and yield) and liquidity measures similar to those of an applicable underlying index. The Fund may or may not hold all of the securities in the Underlying Index.

The Fund generally will invest at least 90% of its assets in the component securities of the Underlying Index and may invest up to 10% of its assets in certain futures, options and swap contracts, cash and cash equivalents, including shares of money market funds advised by BFA or its affiliates, as well as in securities not included in the Underlying Index, but which BFA believes will help the Fund track the Underlying Index. Cash and cash equivalent investments associated with a derivative position will be treated as part of that position for the purposes of calculating the percentage of investments included in the Underlying Index. The Fund seeks to track the investment results of the Underlying Index before fees and expenses of the Fund.

The Fund may lend securities representing up to one-third of the value of the Fund's total assets (including the value of any collateral received).

The Underlying Index is sponsored by MSCI, which is independent of the Fund and BFA. The Index Provider determines the composition and relative weightings of the securities in the Underlying Index and publishes information regarding the market value of the Underlying Index.

**Industry Concentration Policy.** The Fund will concentrate its investments (*i.e.*, hold 25% or more of its total assets) in a particular industry or group of industries to approximately the same extent that the Underlying Index is concentrated. For purposes of this limitation, securities of the U.S. government (including its agencies and instrumentalities) and repurchase

agreements collateralized by U.S. government securities are not considered to be issued by members of any industry.

## Summary of Principal Risks

As with any investment, you could lose all or part of your investment in the Fund, and the Fund's performance could trail that of other investments. The Fund is subject to certain risks, including the principal risks noted below, any of which may adversely affect the Fund's net asset value per share ("NAV"), trading price, yield, total return and ability to meet its investment objective. Certain key risks are prioritized below (with others following in alphabetical order), but the relative significance of any risk is difficult to predict and may change over time. You should review each risk factor carefully.

**Risk of Investing in the U.S.** Investing in U.S. issuers subjects the Fund to legal, regulatory, political, currency, security, and economic risks that are specific to the U.S. Certain changes in the U.S., such as a weakening of the U.S. economy or a decline in its financial markets, may have an adverse effect on U.S. issuers.

**ESG Risk.** To the extent that the Underlying Index uses criteria related to the ESG characteristics of issuers, this may limit the types and number of investment opportunities available to the Fund and, as a result, the Fund may underperform other funds whose underlying index does not use ESG criteria. The Underlying Index's use of ESG criteria may result in the Fund investing in, or allocating greater weight to, securities or market sectors that underperform the market as a whole or underperform other funds that use ESG criteria. In addition, the use of representative sampling may result in divergence of the Fund's overall ESG characteristics or ESG risk from those of the Underlying Index. The Index Provider may evaluate security-level ESG data and, if applicable, ESG objectives or constraints that are relevant to the Underlying Index only at index reviews or rebalances. Securities included in the Underlying Index may cease to meet the relevant ESG criteria but may nevertheless remain in the Underlying Index and the Fund until the next review or rebalance by the Index Provider. As a result, certain securities in the Underlying Index, or the Underlying Index as a whole, may not meet the relevant ESG objectives or constraints at all times.

**Equity Securities Risk.** Equity securities are subject to changes in value, and their values may be more volatile than those of other asset classes. The value of a security may decline for a number of reasons that may directly relate to the issuer as well as due to general industry or market conditions. Common stock is subordinated to preferred securities and debt in a company's capital structure. Common stock has the lowest priority, and the greatest risk, with respect to dividends and any liquidation payments in the event of an issuer's bankruptcy.

**Market Risk.** The Fund could lose money over short periods due to short-term market movements and over longer periods during more prolonged market downturns. Local, regional or global events such as war, acts of terrorism, pandemics or other public health issues, recessions, the prospect or occurrence of a sovereign default or other financial crisis, or other events could have a significant impact on the Fund and its investments and could result in increased premiums or discounts to the Fund's NAV.

**Index-Related Risk.** The Index Provider may rely on various sources of information to assess the criteria of components of the Underlying Index, including information that may be based on assumptions and estimates. Neither the Fund nor BFA can offer assurances that the Index Provider's methodology or sources of information will provide an accurate assessment of included components. Errors in index data, index computations or the construction of the Underlying Index in accordance with its methodology may occur, and the Index Provider may not identify or correct them promptly or at all, which may have an adverse impact on the Fund and its shareholders. Unusual market conditions or other unforeseen circumstances (such as natural disasters, political unrest or war) may impact the Index Provider or a third-party data provider and could cause the Index Provider to postpone a scheduled rebalance. This could cause the Underlying Index to vary from its normal or expected composition.

**Asset Class Risk.** The securities and other assets in the Underlying Index or in the Fund's portfolio may underperform in comparison to financial markets generally, a particular financial market, another index, or other asset classes.

**Authorized Participant Concentration Risk.** An "Authorized Participant" is a member or participant of a clearing agency registered with the SEC, which has a written agreement with the Fund or one of its service providers that allows the Authorized Participant to place orders for the purchase and redemption of creation units ("Creation Units"). Only an Authorized Participant may engage in creation or redemption transactions directly with the Fund. There are a limited number of institutions that may act as Authorized Participants for the Fund, including on an agency basis on behalf of other market participants. No Authorized Participant is obligated to engage in creation or redemption transactions. To the extent that Authorized Participants exit the business or do not place creation or redemption orders for the Fund and no other Authorized Participant places orders, Fund shares are more likely to trade at a premium or discount to NAV and possibly face trading halts or delisting.

**Concentration Risk.** The Fund may be susceptible to an increased risk of loss, including losses due to adverse events that affect the Fund's investments more than the market as a whole, to the extent that the Fund's investments are concentrated in the securities or other assets of one or more issuers, countries or other geographic units, markets, industries, project types, or asset classes.

**Cybersecurity Risk.** Failures or breaches of the electronic systems of the Fund, its adviser, distributor, Index Provider, other service providers, counterparties, or issuers of assets in which the Fund invests may cause disruptions that negatively impact the Fund and its shareholders. While the Fund has established business continuity plans and risk management systems seeking to address system breaches or failures, there are inherent limitations in such plans and systems. The Fund cannot control the cybersecurity plans and systems of its service providers, counterparties, and other third parties whose activities affect the Fund. In addition, cyber incidents may adversely impact the issuers of securities in which the Fund invests, which may cause such investments to lose value.

**Issuer Risk.** The performance of the Fund depends on the performance of individual securities or other assets to which the

Fund has exposure. The value of securities or other assets may decline, or perform differently from the market as a whole, due to changes in the financial condition or credit rating of the issuer or counterparty.

**Large-Capitalization Companies Risk.** Large-capitalization companies may be less able than smaller-capitalization companies to adapt to changing market conditions and competitive challenges. Large-capitalization companies may be more mature and subject to more limited growth potential compared with smaller-capitalization companies. The performance of large-capitalization companies could trail the overall performance of the broader securities markets.

**Management Risk.** The Fund generally does not attempt to take defensive positions under any market conditions, including declining markets. As the Fund will not fully replicate the Underlying Index and may hold securities or other assets not included in the Underlying Index, it is subject to the risk that the investment strategy of BFA may not produce the intended results. There is no guarantee that the Fund's investment results will have a high degree of correlation to those of the Underlying Index or that the Fund will achieve its investment objective.

**Market Trading Risk.** The Fund faces numerous market trading risks, including the potential lack of an active market for Fund shares (including through a trading halt), losses from trading in secondary markets, periods of high volatility, and disruptions in the process of creating and redeeming Fund shares. Any of these factors, among others, may lead to the Fund's shares trading in the secondary market at a premium or discount to NAV or to the intraday value of the Fund's portfolio holdings. If you buy Fund shares at a time when the market price is at a premium to NAV or sell Fund shares at a time when the market price is at a discount to NAV, you may pay significantly more or receive significantly less than the underlying value of the Fund shares.

**Mid-Capitalization Companies Risk.** Compared to large-capitalization companies, mid-capitalization companies may be less stable and more susceptible to adverse developments. The securities of mid-capitalization companies may be more volatile and less liquid than those of large-capitalization companies. As a result, the Fund's share price may be more volatile than that of a fund with a greater investment in large-capitalization stocks.

**Operational Risk.** The Fund is exposed to operational risks arising from a number of factors, including, but not limited to, human error, processing and communication errors, errors of the Fund's service providers, counterparties or other third parties, failed or inadequate processes and technology or systems failures. The Fund and BFA seek to reduce these operational risks through controls and procedures. However, these measures do not address every possible risk and may be inadequate to address significant operational risks.

**Securities Lending Risk.** The Fund may engage in securities lending. Securities lending involves the risk that the Fund may lose money because the borrower of the loaned securities fails to return the securities in a timely manner or at all. The Fund could also lose money in the event of a decline in the value of collateral provided for loaned securities or a decline in the value of any investments made with cash collateral. These events could also trigger adverse tax consequences for the Fund.

**Technology Companies Risk.** Technology companies and companies that rely heavily on technological advances may have limited product lines, markets, financial resources, supply chains and personnel. These companies typically face intense competition, potentially rapid product obsolescence and changes in product cycles and customer preferences. They may face unexpected risks and costs associated with technological developments, such as artificial intelligence and machine learning. Technology companies also depend heavily on intellectual property rights and may be adversely affected by the loss or impairment of those rights. Technology companies may face increased government scrutiny and may be subject to adverse government or legal action.

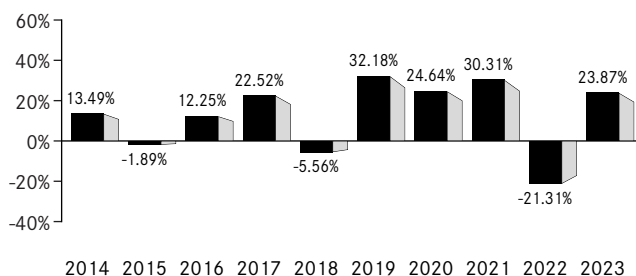
**Tracking Error Risk.** The Fund may be subject to “tracking error,” which is the divergence of the Fund’s performance from that of the Underlying Index. Tracking error may occur due to a number of factors, including differences between the securities and other

assets held in the Fund’s portfolio and those included in the Underlying Index; differences in the timing and methodologies used to value securities and other assets; transaction costs and other expenses incurred by the Fund that the Underlying Index does not incur; the Fund’s holding of uninvested cash; differences in the timing of the accrual or the valuation of dividends or interest received by the Fund or distributions paid to Fund shareholders; tax gains or losses; the requirements for the Fund to maintain pass-through tax treatment; portfolio transactions carried out to minimize the distribution of capital gains to shareholders; the acceptance of custom baskets; changes to the Underlying Index; and impacts to the Fund of complying with certain regulatory requirements or limits. Tracking error risk may be heightened during times of increased market volatility or other unusual market conditions.

## Performance Information

The performance information below illustrates how the Fund's performance has varied over different periods and provides some indication of the risks of investing in the Fund. The bar chart shows how the performance of the Fund has varied from one calendar year to another over the periods shown. The table compares the Fund's performance to that of an appropriate broad-based securities market index and the Underlying Index. Fund returns assume the reinvestment of any dividends and distributions. The Fund's returns reflect the impact of any agreements to waive or reimburse expenses, which would reduce performance if not in effect. Past performance (before and after taxes) does not necessarily indicate how the Fund will perform in the future. Updated performance information, including the Fund's current NAV, may be obtained by visiting [www.iShares.com](http://www.iShares.com) or by calling 1-800-iShares (1-800-474-2737) (toll free).

### Calendar Year-by-Year Returns



	<u>Return (%)</u>	<u>Period Ended</u>
<b>Calendar Year-to-Date Return</b>	12.31%	June 30, 2024
<b>During the periods shown in the chart:</b>		
Best Quarter	22.26%	June 30, 2020
Worst Quarter	-17.79%	Mar. 31, 2020

### Average Annual Total Returns (for the periods ended December 31, 2023)

	<u>One Year</u>	<u>Five Years</u>	<u>Ten Years</u>
<b>(Inception Date: 1/24/2005)</b>			
Return Before Taxes	23.87%	15.91%	11.71%
Return After Taxes on Distributions	23.44%	15.52%	11.33%
Return After Taxes on Distributions and Sale of Fund Shares	14.38%	12.79%	9.65%
<b>MSCI USA Index</b> <sup>1</sup> (Returns do not reflect deductions for fees, expenses or taxes)	27.10%	15.74%	11.98%
<b>MSCI USA Extended ESG Select Index</b> <sup>2</sup> (Returns do not reflect deductions for fees, expenses or taxes)	24.08%	16.19%	12.11%

<sup>1</sup> The Fund has added this broad-based index in response to new regulatory requirements.

<sup>2</sup> Index returns through May 31, 2018 reflect the performance of the MSCI USA ESG Select Index. Index returns beginning on June 1, 2018 reflect the performance of the MSCI USA Extended ESG Select Index, which, effective as of June 1, 2018, replaced the MSCI USA ESG Select Index as the Underlying Index of the Fund.

After-tax returns in the table above are calculated using the historical highest individual U.S. federal marginal income tax rates and do not reflect the impact of state or local taxes. Actual after-tax returns depend on an investor's tax situation and may differ from those shown, and after-tax returns shown are not relevant to tax-exempt investors or investors who hold shares through tax-deferred arrangements, such as 401(k) plans or individual retirement accounts ("IRAs"). Fund returns after taxes on distributions and sales of Fund shares are calculated assuming that an investor has sufficient capital gains of the same character from other investments to offset any capital losses from the sales of Fund shares. As a result, Fund returns after taxes on distributions and sales of Fund shares may exceed Fund returns before taxes and/or returns after taxes on distributions.

## Management

**Investment Adviser.** BlackRock Fund Advisors.

**Portfolio Managers.** Jennifer Hsui, Greg Savage and Paul Whitehead (the “Portfolio Managers”) are primarily responsible for the day-to-day management of the Fund. Each Portfolio Manager supervises a portfolio management team. Ms. Hsui, Mr. Savage and Mr. Whitehead have been Portfolio Managers of the Fund since 2012, 2008 and 2022, respectively.

## Purchase and Sale of Fund Shares

The Fund is an exchange-traded fund (commonly referred to as an “ETF”). Individual shares of the Fund may only be bought and sold in the secondary market through a broker-dealer. Because ETF shares trade at market prices rather than at NAV, shares may trade at a price greater than NAV (a premium) or less than NAV (a discount). An investor may incur costs attributable to the difference between the highest price a buyer is willing to pay to purchase shares of the Fund (bid) and the lowest price a seller is willing to accept for shares of the Fund (ask) when buying or selling shares in the secondary market (the “bid-ask spread”).

## Tax Information

The Fund intends to make distributions that may be taxable to you as ordinary income or capital gains, unless you are investing through a tax-deferred arrangement such as a 401(k) plan or an IRA, in which case, your distributions generally will be taxed when withdrawn.

## Payments to Broker-Dealers and Other Financial Intermediaries

If you purchase shares of the Fund through a broker-dealer or other financial intermediary (such as a bank), BFA or other related companies may pay the intermediary for marketing activities and presentations, educational training programs, conferences, the development of technology platforms and reporting systems or other services related to the sale or promotion of the Fund. These payments may create a conflict of interest by influencing the broker-dealer or other intermediary and your salesperson to recommend the Fund over another investment. Ask your salesperson or visit your financial intermediary’s website for more information.

## More Information About the Funds

This Prospectus contains important information about investing in the Funds that are listed below. Please read this Prospectus carefully before you make any investment decisions. Additional information regarding the Funds is available at [www.iShares.com](http://www.iShares.com).

Each Fund's investment objective and its Underlying Index may be changed without shareholder approval.

Fund	Underlying Index	Investment Objective
iShares Core Dividend ETF	Morningstar US Dividend and Buyback Index	The iShares Core Dividend ETF seeks to track the investment results of an index composed of U.S. stocks with a history of dividend payments and/or share buybacks.
iShares Core Dividend Growth ETF	Morningstar US Dividend Growth Index	The iShares Core Dividend Growth ETF seeks to track the investment results of an index composed of U.S. equities with a history of consistently growing dividends.
iShares Dow Jones U.S. ETF	Dow Jones U.S. Index	The iShares Dow Jones U.S. ETF seeks to track the investment results of a broad-based index composed of U.S. equities.
iShares Morningstar Growth ETF	Morningstar US Large-Mid Cap Broad Growth Index	The iShares Morningstar Growth ETF seeks to track the investment results of an index composed of large- and mid-capitalization U.S. equities that exhibit growth characteristics.
iShares Morningstar Mid-Cap ETF	Morningstar US Mid Cap Index	The iShares Morningstar Mid-Cap ETF seeks to track the investment results of an index composed of mid-capitalization U.S. equities.
iShares Morningstar Mid-Cap Growth ETF	Morningstar US Mid Cap Broad Growth Index	The iShares Morningstar Mid-Cap Growth ETF seeks to track the investment results of an index composed of mid-capitalization U.S. equities that exhibit growth characteristics.
iShares Morningstar Mid-Cap Value ETF	Morningstar US Mid Cap Broad Value Index	The iShares Morningstar Mid-Cap Value ETF seeks to track the investment results of an index composed of mid-capitalization U.S. equities that exhibit value characteristics.
iShares Morningstar Small-Cap ETF	Morningstar US Small Cap Extended Index	The iShares Morningstar Small-Cap ETF seeks to track the investment results of an index composed of small-capitalization U.S. equities.
iShares Morningstar Small-Cap Growth ETF	Morningstar US Small Cap Broad Growth Extended Index	The iShares Morningstar Small-Cap Growth ETF seeks to track the investment results of an index composed of small-capitalization U.S. equities that exhibit growth characteristics.
iShares Morningstar Small-Cap Value ETF	Morningstar US Small Cap Broad Value Extended Index	The iShares Morningstar Small-Cap Value ETF seeks to track the investment results of an index composed of small-capitalization U.S. equities that exhibit value characteristics.
iShares Morningstar U.S. Equity ETF	Morningstar US Large-Mid Cap Index	The iShares Morningstar U.S. Equity ETF seeks to track the investment results of an index composed of large- and mid-capitalization U.S. equities.
iShares Morningstar Value ETF	Morningstar US Large-Mid Cap Broad Value Index	The iShares Morningstar Value ETF seeks to track the investment results of an index composed of large- and mid-capitalization U.S. equities that exhibit value characteristics.
iShares MSCI KLD 400 Social ETF	MSCI KLD 400 Social Index	The iShares MSCI KLD 400 Social ETF seeks to track the investment results of an index composed of U.S. companies that have positive environmental, social and governance characteristics as identified by the index provider.
iShares MSCI USA ESG Select ETF	MSCI USA Extended ESG Select Index	The iShares MSCI USA ESG Select ETF seeks to track the investment results of an index composed of U.S. companies that have positive environmental, social and governance characteristics as identified by the index provider.

ETFs are funds that trade like other publicly traded securities. Shares of each Fund are listed on a national securities exchange and trade in the secondary market at market prices that change throughout the day. The market price for a share of a Fund may be different from the Fund's most recent NAV.

Each Fund invests in a particular segment of the markets for securities and other instruments (as applicable) and is designed to be used as part of broader asset allocation strategies. Accordingly, an investment in a Fund should not constitute a complete investment program. An

investment in a Fund is not a bank deposit, and it is not insured or guaranteed by the Federal Deposit Insurance Corporation, any other government agency, BFA or any of BFA's affiliates.

### **Index Funds**

A share of a Fund represents an ownership interest in an underlying portfolio of securities and other instruments (as applicable) that is intended to track the Fund's Underlying Index. An index is a financial calculation, based on a grouping of financial instruments, and is not an investment product, while each Fund is an actual investment portfolio. The performance of a Fund and that of its Underlying Index may vary for a number of reasons, including transaction costs, asset or currency valuations, corporate actions, timing variances and differences between the composition of a Fund's portfolio and that of the Underlying Index resulting from the Fund's use of representative sampling or from legal restrictions (such as diversification requirements) that apply to the Fund but not to its Underlying Index.

From time to time, the provider of the Underlying Index ("Index Provider") may make changes to the index methodology or other adjustments to a Fund's Underlying Index. Unless otherwise determined by BFA, any such change will be reflected in the calculation of the Underlying Index's performance on a going-forward basis after the effective date of such change. Therefore, the performance of the Underlying Index that is shown for periods prior to the effective date of any such change generally will not be recalculated or restated to reflect the change.

BFA uses a representative sampling indexing strategy to manage the Funds. "Representative sampling" is an indexing strategy that involves investing in a representative sample of securities that collectively has an investment profile similar to that of the applicable underlying index. Because the Funds use representative sampling, they can be expected to have a larger tracking error than if they used a replication indexing strategy. "Replication" is an indexing strategy in which a fund invests in substantially all of the securities in its underlying index in approximately the same proportions as in the underlying index.



## Additional Information About the Funds' Risks

Each Fund is subject to various risks, any of which may adversely affect the Fund's NAV, trading price, yield, total return and ability to meet its investment objective. Each Fund discloses its portfolio holdings daily at [www.iShares.com](http://www.iShares.com). You could lose all or part of your investment in a Fund, which could underperform other investments. The table below identifies the principal and other (non-principal) risks that apply to each Fund. A Fund that invests in an Underlying Fund also may be indirectly exposed to these risks through such investment. A description of each risk is provided after the table.

	iShares Core Dividend ETF	iShares Core Dividend Growth ETF	iShares Dow Jones U.S. ETF	iShares Morningstar Growth ETF	iShares Morningstar Mid-Cap ETF	iShares Morningstar Mid-Cap Growth ETF
<b>✓ Principal Risk   • Other Risk</b>						
Asset Class Risk	✓	✓	✓	✓	✓	✓
Authorized Participant Concentration Risk	✓	✓	✓	✓	✓	✓
Buyback Risk	✓					
Close-Out Risk for Qualified Financial Contracts	•	•	•	•	•	•
Communication Services Sector Risk						
Concentration Risk	✓	✓	✓	✓	✓	✓
Consumer Goods and Services Companies Risk	•	•	•	•	•	•
Cybersecurity Risk	✓	✓	✓	✓	✓	✓
Dividend-Paying Stock Risk	✓	✓			•	
Energy Companies Risk	•					
Equity Securities Risk	✓	✓	✓	✓	✓	✓
ESG Risk						
Financial Companies Risk	✓	✓	•	•	•	•
Geographic and Security Risks	•	•	•	•	•	•
Growth Securities Risk				✓	✓	✓
Healthcare Companies Risk	•	•	•	•	•	•
Illiquid Investments Risk	•	•	•	•	•	•
Index-Related Risk	✓	✓	✓	✓	✓	✓
Industrial Companies Risk	•	✓	•	✓	✓	✓
Issuer Risk	✓	✓	✓	✓	✓	✓
Large-Capitalization Companies Risk	•	✓	✓	✓		
Large Shareholder and Large-Scale Redemption Risk	•	•	•	•	•	•
Management Risk	✓	✓	✓	✓	✓	✓
Market Risk	✓	✓	✓	✓	✓	✓
Market Trading Risk	✓	✓	✓	✓	✓	✓
Materials Companies Risk		•				
Mid-Capitalization Companies Risk	✓	✓	•	✓	✓	✓
Non-Diversification Risk				✓		
Operational Risk	✓	✓	✓	✓	✓	✓
Real Estate Companies Risk	•			•	•	•
Risk of Investing in the U.S.	✓	✓	✓	✓	✓	✓

	iShares Core Dividend ETF	iShares Core Dividend Growth ETF	iShares Dow Jones U.S. ETF	iShares Morningstar Growth ETF	iShares Morningstar Mid-Cap ETF	iShares Morningstar Mid-Cap Growth ETF
<b>✓ Principal Risk   • Other Risk</b>						
Securities Lending Risk	✓	✓	✓	✓	✓	✓
Small-Capitalization Companies Risk	✓	✓	•			
Technology Companies Risk		•	✓	✓	✓	✓
Telecommunications Sector Risk				•		
Threshold/Underinvestment Risk	•	•	•	•	•	•
Tracking Error Risk	✓	✓	✓	✓	✓	✓
Utility Companies Risk	•	•			•	
Value Securities Risk					✓	

	iShares Morningstar Mid-Cap Value ETF	iShares Morningstar Small-Cap ETF	iShares Morningstar Small-Cap Growth ETF	iShares Morningstar Small-Cap Value ETF	iShares Morningstar U.S. Equity ETF	iShares Morningstar Value ETF
<b>✓ Principal Risk   • Other Risk</b>						
Asset Class Risk	✓	✓	✓	✓	✓	✓
Authorized Participant Concentration Risk	✓	✓	✓	✓	✓	✓
Buyback Risk						
Close-Out Risk for Qualified Financial Contracts	•	•	•	•	•	•
Communication Services Sector Risk						
Concentration Risk	✓	✓	✓	✓	✓	✓
Consumer Goods and Services Companies Risk	•	•	•	✓	•	•
Cybersecurity Risk	✓	✓	✓	✓	✓	✓
Dividend-Paying Stock Risk	•	•		•	•	•
Energy Companies Risk				•		•
Equity Securities Risk	✓	✓	✓	✓	✓	✓
ESG Risk						
Financial Companies Risk	✓	✓	•	✓	•	✓
Geographic and Security Risks	•	•	•	•	•	•
Growth Securities Risk		✓	✓		✓	
Healthcare Companies Risk	•	✓	✓	•	•	✓
Illiquid Investments Risk	•	•	•	•	•	•
Index-Related Risk	✓	✓	✓	✓	✓	✓
Industrial Companies Risk	✓	✓	✓		✓	✓
Issuer Risk	✓	✓	✓	✓	✓	✓
Large-Capitalization Companies Risk					✓	✓
Large Shareholder and Large-Scale Redemption Risk	•	•	•	•	•	•
Management Risk	✓	✓	✓	✓	✓	✓
Market Risk	✓	✓	✓	✓	✓	✓

	iShares Morningstar Mid-Cap Value ETF	iShares Morningstar Small-Cap ETF	iShares Morningstar Small-Cap Growth ETF	iShares Morningstar Small-Cap Value ETF	iShares Morningstar U.S. Equity ETF	iShares Morningstar Value ETF
<b>✓ Principal Risk   • Other Risk</b>						
Market Trading Risk	✓	✓	✓	✓	✓	✓
Materials Companies Risk	•					
Mid-Capitalization Companies Risk	✓				✓	✓
Non-Diversification Risk						
Operational Risk	✓	✓	✓	✓	✓	✓
Real Estate Companies Risk	•	•	•	•	•	
Risk of Investing in the U.S.	✓	✓	✓	✓	✓	✓
Securities Lending Risk	✓	✓	✓	✓	✓	✓
Small-Capitalization Companies Risk		✓	✓	✓		
Technology Companies Risk	•	•	✓	•	✓	•
Telecommunications Sector Companies Risk					•	•
Threshold/Underinvestment Risk	•	•	•	•	•	•
Tracking Error Risk	✓	✓	✓	✓	✓	✓
Utility Companies Risk	•				•	
Value Securities Risk	✓	✓		✓	✓	✓

	iShares MSCI KLD 400 Social ETF	iShares MSCI USA ESG Select ETF
<b>✓ Principal Risk   • Other Risk</b>		
Asset Class Risk	✓	✓
Authorized Participant Concentration Risk	✓	✓
Buyback Risk		
Close-Out Risk for Qualified Financial Contracts	•	•
Communication Services Sector Risk	•	•
Concentration Risk	✓	✓
Consumer Goods and Services Companies Risk	•	•
Cybersecurity Risk	✓	✓
Dividend-Paying Stock Risk		
Energy Companies Risk		
Equity Securities Risk	✓	✓
ESG Risk	✓	✓
Financial Companies Risk	•	•
Geographic and Security Risks	•	•
Growth Securities Risk		
Healthcare Companies Risk	•	•
Illiquid Investments Risk	•	•
Index-Related Risk	✓	✓
Industrial Companies Risk	•	•
Issuer Risk	✓	✓
Large-Capitalization Companies Risk	✓	✓

Principal Risk   Other Risk		
Large Shareholder and Large-Scale Redemption Risk	•	•
Management Risk	✓	✓
Market Risk	✓	✓
Market Trading Risk	✓	✓
Materials Companies Risk		
Mid-Capitalization Companies Risk	•	✓
Non-Diversification Risk	✓	
Operational Risk	✓	✓
Real Estate Companies Risk		
Risk of Investing in the U.S	✓	✓
Securities Lending Risk	✓	✓
Small-Capitalization Companies Risk		
Technology Companies Risk	✓	✓
Telecommunications Sector Risk		
Threshold/Underinvestment Risk	•	•
Tracking Error Risk	✓	✓
Utility Companies Risk		
Value Securities Risk		

**Asset Class Risk.** The securities and other assets in a Fund’s portfolio or its Underlying Index may underperform in comparison to other indexes that track, or assets that represent, other countries or geographic units, industries, markets, market segments, or asset classes. Various types of securities, other assets and indexes may experience cycles of outperformance and underperformance in comparison to financial markets generally. This divergence may be due to a number of factors including, among other things, inflation, interest rates, productivity, global demand for local products or resources, and regulation and governmental controls. This may cause a Fund to underperform other investment vehicles that invest in different asset classes.

**Authorized Participant Concentration Risk.** Only an Authorized Participant may engage in creation or redemption transactions directly with a Fund. There are a limited number of institutions that may act as Authorized Participants for the Fund, including on an agency basis on behalf of other market participants. No Authorized Participant is obligated to engage in creation or redemption transactions. To the extent that Authorized Participants exit the business or do not place creation or redemption orders for a Fund and no other Authorized Participant places orders, Fund shares are more likely to trade at a premium or discount to NAV and possibly face trading halts or delisting. Authorized Participant concentration risk may be heightened for a Fund that invests in securities issued by non-U.S. issuers or instruments with lower trading volume. Such assets often entail greater settlement and operational complexity and higher capital costs for Authorized Participants, which may limit the number of Authorized Participants that engage with the Fund.

**Buyback Risk.** A company’s announcement of a share buyback strategy may not be an accurate predictor of future share performance. A buyback may signal that a company’s management believes the company’s stock price is undervalued, and the company’s stock price may rise after a buyback announcement. There is no certainty, however, that management plans to implement a buyback strategy because it believes the stock is undervalued. A company could use buybacks for other purposes, such as to increase its price-to-earnings or other financial ratios, to alleviate excessive dilution, to serve as a defensive measure, or to cut its own capital expenditures, which could potentially limit future growth. In addition, there is no certainty that the market will treat the company as undervalued.

**Close-Out Risk for Qualified Financial Contracts.** Regulations adopted by global prudential regulators require counterparties that are part of U.S. or foreign global systemically important banking organizations to include contractual restrictions on close-out and cross-default in agreements relating to qualified financial contracts. Qualified financial contracts include agreements relating to swaps, currency forwards and other derivatives as well as repurchase agreements and securities lending agreements. The restrictions prevent a Fund from closing out a qualified financial contract during a specified time period if the counterparty is subject to resolution proceedings and also prohibit a Fund from exercising default rights due to a receivership or similar proceeding of an affiliate of the counterparty. These requirements may increase credit risk and other risks to a Fund.

**Communication Services Sector Risk.** The communication services sector consists of both companies in the telecommunication services industry as well as those in the media and entertainment industry. Examples of companies in the telecommunication services industry group include providers of fiber-optic, fixed-line, cellular and wireless telecommunications networks. Companies in the media and entertainment

industry group encompass a variety of services and products including television broadcasting, gaming products, social media, networking platforms, online classifieds, online review websites, and Internet search engines. Companies in the communication services sector may be affected by industry competition, substantial capital requirements, government regulation, and obsolescence of communications products and services due to technological advancement. Fluctuating domestic and international demand, shifting demographics and often unpredictable changes in consumer tastes can drastically affect a communication services company's profitability. In addition, while all companies may be susceptible to network security breaches, certain companies in the communication services sector may be particular targets of hacking and potential theft of proprietary or consumer information or disruptions in service, which could have a material adverse effect on their businesses.

The communication services sector of a country's economy is often subject to extensive government regulation. The costs of complying with governmental regulations, delays or failure to receive required regulatory approvals, or the enactment of new regulatory requirements may negatively affect the business of communications companies. Government actions around the world, specifically in the area of pre-marketing clearance of products and prices, can be arbitrary and unpredictable. The communications services industry can also be significantly affected by intense competition for market share, including competition with alternative technologies such as wireless communications, product compatibility and standardization, consumer preferences, rapid product obsolescence, research and development of new products, lack of standardization or compatibility with existing technologies, and a dependency on patent and copyright protections. Companies in the communication services sector may encounter distressed cash flows due to the need to commit substantial capital to meet increasing competition, particularly in developing new products and services using new technology. Technological innovations may make the products and services of certain communications companies obsolete.

Telecommunications providers with exposure to the U.S. are generally required to obtain franchises or licenses in order to provide services in a given location. Licensing and franchise rights in the telecommunications sector are limited, which may provide an advantage to certain participants. Limited availability of such rights, high barriers to market entry and regulatory oversight, among other factors, have led to consolidation of companies within the sector, which could lead to further regulation or other negative effects in the future. Telecommunication providers investing in non-U.S. countries may be subject to similar risks. Additional risks include those related to competitive challenges in the U.S. from non-U.S. competitors engaged in strategic joint ventures with U.S. companies and in non-U.S. markets from both U.S. and non-U.S. competitors.

Companies in the media and entertainment industries can be significantly affected by several factors, including competition, particularly in formulation of products and services using new technologies, cyclicity of revenues and earnings, a potential decrease in the discretionary income of targeted individuals, changing consumer tastes and interests, and the potential increase in government regulation. Companies in the media and entertainment industries may become obsolete quickly. Advertising spending can be an important revenue source for media and entertainment companies. During economic downturns advertising spending typically decreases and, as a result, media and entertainment companies tend to generate less revenue.

**Concentration Risk.** A Fund may be susceptible to an increased risk of loss, including losses due to adverse events that affect the Fund's investments more than the market as a whole, to the extent that the Fund's investments are concentrated in the securities or other assets of one or more issuers, countries or other geographic units, markets, industries, project types, or asset classes. A Fund with investment concentration may be more adversely affected by the underperformance of those assets, may experience greater price volatility and may be more susceptible to adverse economic, market, political or regulatory impacts on those assets compared to a fund that does not concentrate its investments.

**Consumer Goods and Services Companies Risk.** Many consumer goods and services companies ("consumer companies") rely heavily on disposable household income and consumer spending and may be impacted by social trends, marketing campaigns, demographic shifts and other factors affecting consumer preferences and demand. In addition, damage to a brand or a reputation crisis can have a substantial adverse impact on consumer companies.

Certain consumer companies, such as those providing more discretionary goods or services, may depend more on business cycles, overall economic conditions and consumer confidence. Many consumer goods and services are subject to government regulation and the related compliance costs, and consumer companies also face the risk of product liability claims. Consumer companies also may be adversely affected by volatility in commodity prices, supply chain disruptions and labor shortages.

**Cybersecurity Risk.** A Fund and entities that interact with the Fund are susceptible to operational, information security and related cybersecurity risks, both directly and through their service providers. These entities include, but are not limited to, a Fund's adviser, distributor, other service providers (e.g., index and benchmark providers, accountants, custodians, transfer agents and administrators), counterparties, market makers, Authorized Participants, listing exchanges, other financial market operators, and governmental authorities. Cybersecurity risks are also present for issuers of securities or other assets in which a Fund invests, which could result in material adverse consequences for such issuers and may cause the Fund's investment in such issuers to lose value. Cyber incidents can result from deliberate attacks or unintentional events. They include, but are not limited to, gaining unauthorized access to systems, misappropriating assets or sensitive information, corrupting or destroying data, and causing operational disruption. Geopolitical tensions may increase the scale and sophistication of deliberate attacks, particularly those from nation-states or from entities with nation-state backing.

Cybersecurity incidents may cause disruptions and impact business operations and may result in any of the following: financial losses, interference with a Fund's ability to calculate its NAV, disclosure of confidential information, impediments to trading, submission of

erroneous trades or erroneous creation or redemption orders, the inability of a Fund or its service providers to transact business, violations of applicable privacy and other laws, regulatory fines, penalties, reputational damage, reimbursement or other compensation costs, and other legal and compliance expenses. In addition, cyber incidents may render records of Fund assets and transactions, shareholder ownership of Fund shares, and other data integral to a Fund's functioning inaccessible, inaccurate or incomplete. A Fund may incur substantial costs in order to resolve or prevent cyber incidents.

Each Fund has established business continuity plans in the event of, and risk management systems to prevent, cyber incidents. However, there are inherent limitations in such plans and systems, including the possibility that certain risks have not been identified, that prevention and remediation efforts will not be successful or that cyber incidents will go undetected. Furthermore, a Fund cannot control the cybersecurity plans and systems of its service providers, counterparties, and other third parties whose activities affect the Fund. A Fund and its shareholders could be negatively impacted as a result.

**Dividend-Paying Stock Risk.** Investing in dividend-paying stocks involves the risk that such stocks may fall out of favor with investors and underperform other types of stocks or the broader market. Companies that issue dividend-paying stocks are not required to pay or continue paying dividends on such stocks. It is possible that issuers of dividend-paying stocks will not declare dividends in the future or will reduce or eliminate the payment of dividends (including reducing or eliminating anticipated accelerations or increases in the payment of dividends), which may adversely affect a Fund with such holdings. In addition, the value of dividend-paying stocks can decline when interest rates rise, as fixed-income investments become more attractive to investors.

**Energy Companies Risk.** The energy sector tends to be closely tied to the economic cycle and can be significantly affected by supply-demand dynamics and volatility in commodity prices. Energy companies also may be adversely affected by exchange rate fluctuations, war or other conflicts, sanctions, import/export controls, depletion of resources, technological advances and labor relations. This sector generally is subject to substantial government regulation, and companies may incur significant costs in complying with environmental and other laws. Policies that promote energy conservation, clean energy or the transition to low carbon alternatives also may affect the performance of energy companies.

Energy companies may depend on a relatively small number of customers, including governmental entities and utilities. The exploration and production of energy sources and the development of energy infrastructure often require significant capital expenditures, and companies may face high interest costs and difficulty in raising capital. Energy companies also may face challenges from operating in countries with a history of adverse policies or events, such as expropriation, confiscation of assets, corruption, political instability and social unrest. The operations of energy companies may be disrupted by events that target or damage energy infrastructure, including cyber or other attacks, accidents and natural disasters. Energy companies are at risk of liability for environmental harm and other types of damages.

The energy sector may experience significant market volatility. For example, Russia's large-scale invasion of Ukraine in 2022 led to disruptions and increased volatility in the energy and commodity futures markets due to actual and potential disruptions in the supply and demand for certain commodities, including oil and natural gas. The U.S. and other actors have imposed various sanctions and restrictions on business dealings with Russia, which include restrictions on imports of oil, natural gas and coal. It is impossible to predict the effect of current or future sanctions and restrictions, the extent and duration of the conflict, and associated disruptions in the energy sector. The effect of these events or any related developments could be significant and may have a severe adverse effect on a Fund's performance.

**Equity Securities Risk.** Equity securities are subject to changes in value due to general market or economic conditions, perceptions about the markets in which issuers participate or a number of factors relating to a specific issuer. Investments in equity securities may be more volatile than investments in other asset classes. Equity securities (both common and preferred stock) are subordinated to debt securities in a company's capital structure, and so equity holders are generally subject to more risks, particularly in the event of an issuer's bankruptcy. Common stock has the lowest priority and the greatest risks, including with respect to dividends and any liquidation payments.

**ESG Risk.** To the extent that a Fund's Underlying Index uses criteria related to the ESG characteristics of issuers, this may limit the types and number of investment opportunities available to the Fund and, as a result, the Fund may underperform other funds whose underlying index does not use ESG criteria. An Underlying Index's use of ESG criteria may result in a Fund investing in, or allocating greater weight to, securities or market sectors that underperform the market as a whole or underperform other funds that use ESG criteria. In addition, the use of representative sampling may result in divergence of a Fund's overall ESG characteristics or ESG risk from those of the Underlying Index.

The Index Provider to such Underlying Index evaluates securities for inclusion and/or weighting in the Underlying Index based on ESG criteria and data provided by the Index Provider or third parties. The Index Provider's evaluation of securities' ESG characteristics depends on these criteria and data, which may vary by index provider, and no assurance can be given that they will be complete, accurate or current. In addition, an Index Provider may evaluate security-level ESG data (including ratings) and, if applicable, ESG objectives or constraints that are

relevant to an Underlying Index only at index reviews or rebalances. Securities included in an Underlying Index may cease to meet the relevant ESG criteria but may nevertheless remain in the Underlying Index and in the Fund using the Underlying Index until the next review or rebalance by the Index Provider. As a result, certain securities in the Underlying Index, or the Underlying Index as a whole, may not meet the relevant ESG objectives or constraints at all times. If the ESG assessment of a security in an Underlying Index or a Fund changes, neither the Fund nor BFA accepts any liability in relation to such change. BFA does not monitor securities in an Underlying Index with respect to ESG objectives or constraints applied by the Index Provider and is not responsible for changes to the ESG assessment of a security in an Underlying Index between rebalances. In addition, BFA does not assess the validity of an Index Provider's evaluation of the ESG characteristics of securities or the criteria and data used in such evaluation.

The impacts of risks related to ESG investing are likely to change over time, and new ESG risks may be identified as further data and information regarding ESG factors and impacts become available. In addition, methodologies for ESG investing continue to develop, and the ESG methodology applied by an Index Provider may change over time.

**Financial Companies Risk.** Financial services companies are subject to extensive governmental regulation and intervention, which may change frequently and may adversely affect their profitability, the scope of their activities, the prices they can charge, the amount of capital and liquid assets they must maintain and their size, among other things. Financial services companies also may be significantly affected by, among other things, interest rates, economic conditions, credit rating downgrades, adverse public perception and exposure concentration. Increased risk-taking by financial companies may result in greater overall risk in the global financial sector. Certain events may cause an unusually high degree of volatility in financial markets and pose the risk of large losses for financial services companies.

Financial companies frequently operate with substantial financial leverage and are exposed directly to the credit risk of their borrowers and counterparties, which also may be leveraged to an unknown degree. Financial companies may have significant exposure to the same borrowers and counterparties; as a result, a borrower's or counterparty's inability to meet its obligations to one company may affect other financial companies with exposure to the same borrower or counterparty. This interconnectedness of risk may result in significant negative impacts to companies with direct exposure to the defaulting counterparty as well as adverse cascading effects in the markets and the financial sector generally.

**Geographic and Security Risks.** Issuers in a Fund's portfolio may be located in, or otherwise connected to, parts of the world affected by natural disasters, such as severe heat, earthquakes, tornadoes, volcanic eruptions, wildfires, droughts, floods, hurricanes and tsunamis. In addition, issuers may be impacted by security concerns with respect to a country or region, such as war and other types of conflict, terrorism, strained international relations and territorial disputes. Any of these events may adversely affect the issuers, markets and economies to which a Fund is exposed, which may adversely affect the value of the Fund.

**Growth Securities Risk.** Growth securities are those issued by companies whose earnings growth potential appears to be greater than the market in general and whose revenue growth is expected to continue for an extended period of time. Growth securities may trade at higher multiples of current earnings compared to value or other stocks, leading to inflated prices and thus potentially greater declines in market value. The prices of growth securities may be more volatile than those of other types of investments and can decline rapidly and significantly in reaction to negative news. Growth securities may underperform value securities and other types of assets as well as the overall stock market. Under certain market conditions, growth securities have performed better during the later stages of economic recovery, although there is no assurance that they will continue to do so. Growth securities typically do not pay a dividend, which can help cushion stock prices in market downturns and reduce potential losses. Growth securities may go in and out of favor over time, which could affect the performance of a Fund with such holdings.

**Healthcare Companies Risk.** The profitability of healthcare companies may be adversely affected by the following factors, among others: extensive government regulations, restrictions on government reimbursement for medical expenses, rising costs of medical products and services, pricing pressure, a limited number of products, labor shortages, supply chain issues and industry innovation. Many new products in the healthcare sector entail significant research and development and require regulatory approval, all of which may be long and costly, and such efforts ultimately may be unsuccessful. Many healthcare companies depend heavily on obtaining and defending patents, which can be costly, and may be adversely affected by the expiration of patents. Healthcare companies also are subject to extensive litigation based on product liability and similar claims.

**Illiquid Investments Risk.** A Fund may not acquire any illiquid investment if, immediately after the acquisition, a Fund would have invested more than 15% of its net assets in illiquid investments. An illiquid investment is any investment that a Fund reasonably expects cannot be sold or disposed of in current market conditions in seven calendar days or less without significantly changing the market value of the investment. Liquid investments may become illiquid after purchase by a Fund, particularly during periods of market turmoil. There can be no assurance that a security or instrument that is deemed to be liquid when purchased will continue to be liquid for as long as it is held by a Fund, and any security or instrument held by a Fund may be deemed an illiquid investment pursuant to a Fund's liquidity risk management program. To the extent a Fund holds illiquid investments, the illiquid investments may reduce the returns of a Fund because a Fund may be unable to transact at advantageous times or prices. An investment may be illiquid due to, among other things, the reduced number and capacity of traditional market participants to make a market in securities or instruments or the lack of an active market for such securities or instruments. To the extent that a Fund invests in securities or instruments with substantial market and/or credit risk, a Fund will tend to have increased exposure to the risks associated with illiquid investments. Illiquid investments may be harder to value, especially in changing markets. If a Fund is forced to sell underlying investments at reduced prices or under unfavorable conditions to meet redemption requests or for other cash needs, a Fund may suffer a loss. This may be magnified in a rising interest rate environment or other circumstances where

redemptions from a Fund may be greater than normal. Other market participants may be attempting to liquidate holdings at the same time as a Fund, causing increased supply of a Fund's underlying investments in the market and contributing to illiquid investments risk and downward pricing pressure. In addition, if a Fund is limited in its ability to sell illiquid investments during periods when shareholders are redeeming their shares, a Fund will need to sell liquid securities to meet redemption requests and illiquid securities will become a larger portion of a Fund's holdings. During periods of market volatility, liquidity in the market for a Fund's shares may be impacted by the liquidity in the market for the underlying securities or instruments held by a Fund, which could lead to a Fund's shares trading at a premium or discount to the Fund's NAV.

**Index-Related Risk.** Each Fund seeks to achieve a return that corresponds generally to the price and yield performance, before fees and expenses, of its Underlying Index as published by the Index Provider. There is no assurance that the Index Provider or its agents will construct or calculate the Underlying Index accurately. While the Index Provider describes what the Underlying Index is designed to achieve, neither the Index Provider nor its agents provide any warranty or accept any liability regarding the quality, accuracy or completeness of the Underlying Index or its related data, and they do not guarantee that the Underlying Index will be in line with the Index Provider's methodology. BFA also does not provide any warranty or guarantee against the Index Provider's or any agent's errors.

The Index Provider may rely on various sources of information to assess the criteria of components of the Underlying Index, including information that may be based on assumptions and estimates. Neither a Fund nor BFA can offer assurances that the Index Provider's methodology or sources of information will provide an accurate assessment of included components. Errors in index data, index computations or the construction of an Underlying Index in accordance with its methodology may occur, and the Index Provider may not identify or correct them promptly or at all, particularly for indexes that are less commonly used as benchmarks. In addition, there may be heightened risks associated with the adequacy and reliability of information about emerging markets constituents, as such markets may have less information available or less regulatory oversight. Errors related to an Underlying Index may negatively or positively impact a Fund and its shareholders. For example, if the Underlying Index contains incorrect constituents, the Fund will have exposure to such constituents and will be underexposed to the Underlying Index's other constituents. Shareholders should understand that any gains from an Index Provider's errors will be kept by the Fund and its shareholders and any losses or costs from such errors will be borne by the Fund and its shareholders.

Unusual market conditions or other unforeseen circumstances (such as natural disasters, political unrest or war) may impact an Index Provider or a third-party data provider and could cause the Index Provider to postpone a scheduled rebalance to an Underlying Index. This could cause the Underlying Index to vary from its normal or expected composition. If a scheduled rebalance is postponed, index constituents that would otherwise be removed at the rebalance (due to, for example, changes in market capitalization or issuer credit ratings) may remain, causing the performance and constituents of the Underlying Index to vary from those expected under normal conditions. In addition, to the extent circumstances evolve between periodic index reviews and reconstitutions, an Underlying Index may include constituents that do not align with its objective or selection criteria, and the Fund tracking the Underlying Index may be similarly affected.

In addition to scheduled rebalances, an Index Provider or its agents may carry out ad hoc index rebalances due to reaching certain weighting constraints, unusual market conditions, corporate events, or corrections of errors. The relevant Fund will in turn rebalance its portfolio to attempt to increase the correlation between the portfolio and the Underlying Index. The Fund and its shareholders will directly bear any transaction costs and market exposure from such portfolio rebalancing. Therefore, index-related errors and ad hoc rebalances may increase a Fund's costs and tracking error.

**Industrial Companies Risk.** Industrial companies face a number of risks, including supply chain and distribution disruptions, business interruptions, third-party vendor risks, cyber attacks, trade disputes, product recalls, liability and environmental damage claims, scarcity of materials or parts, excess capacity, changes in consumer preferences, and volatility in commodity prices and currencies. The products of industrial companies may face obsolescence due to technological developments and new product introduction. Furthermore, changes in trade restrictions and tariffs as well as broader geopolitical developments could adversely affect industrial companies. These companies also may be significantly affected by domestic and international economic conditions, legislative and regulatory changes, and labor relations. Industrial companies may depend on public or private sector financing, which may become difficult to obtain due to government spending constraints or reduced availability of capital. Such companies may be unable to protect their intellectual property rights or may be liable for infringing the intellectual property rights of others.

**Issuer Risk.** The performance of a Fund depends on the performance of individual securities or other assets to which the Fund has exposure. The value of securities or other assets may decline, or perform differently from the market as a whole, due to changes in the financial condition or credit rating of the issuer or counterparty.

**Large-Capitalization Companies Risk.** Large-capitalization companies may be less able than smaller-capitalization companies to adapt to changing market conditions and competitive challenges. Large-capitalization companies may be more mature and subject to more limited growth potential compared with smaller-capitalization companies. The performance of large-capitalization companies could trail the overall performance of the broader securities markets.

**Large Shareholder and Large-Scale Redemption Risk.** Certain shareholders of a Fund, including an Authorized Participant, a third-party investor, the Fund's adviser, an affiliate of the Fund's adviser, a market maker, or another entity, may from time to time own or manage a substantial amount of Fund shares or may hold their investment in the Fund for a limited period of time. These shareholders may also pledge or loan Fund shares (to secure financing or otherwise), which may result in the shares becoming concentrated in another party. There can be no assurance that any large shareholder or large group of shareholders would not redeem their investment or that the size of a Fund would



be maintained. Redemptions of a large number of Fund shares may adversely affect a Fund's liquidity and net assets. To the extent a Fund permits redemptions in cash, these redemptions may force the Fund to sell portfolio securities or other assets when it might not otherwise do so, which may negatively impact the Fund's NAV, have a material effect on the market price of Fund shares, increase the Fund's brokerage costs, accelerate the realization of taxable income and/or capital gains, and cause the Fund to make taxable distributions to its shareholders earlier than the Fund otherwise would have. In addition, under certain circumstances, non-redeeming shareholders may be treated as receiving a disproportionately large taxable distribution during or with respect to such tax year. A Fund also may be required to sell its more liquid investments to meet a large redemption, in which case the Fund's remaining assets may be less liquid, more volatile, and more difficult to price.

To the extent these large shareholders transact in Fund shares on the secondary market, such transactions may account for a large percentage of the trading volume for Fund shares and may, therefore, have a material upward or downward effect on the market price of the shares. In addition, large purchases of Fund shares may adversely affect the Fund's performance to the extent that the Fund is delayed in investing new cash and is required to maintain a larger cash position than it ordinarily would, diluting its investment returns.

**Management Risk.** An index Fund invests in securities or other assets included in, or representative of, its Underlying Index, regardless of their investment merits. Such a Fund may be affected by a general decline in market segments related to its Underlying Index, and BFA generally does not attempt to invest the Fund's assets in defensive positions under any market conditions, including declining markets. Market disruptions and regulatory restrictions could have an adverse effect on a Fund's ability to adjust its exposure to the required levels in order to track its Underlying Index. Because BFA uses a representative sampling indexing strategy, a Fund will not fully replicate its Underlying Index and may hold securities or other assets not included in the Underlying Index. As a result, a Fund is subject to the risk that BFA's investment strategy, whose implementation is subject to a number of constraints, may not produce the intended results. There is no guarantee that a Fund's investment results will have a high degree of correlation to those of its Underlying Index or that a Fund will achieve its investment objective.

**Market Risk.** A Fund could lose money over short periods due to short-term market movements and over longer periods during more prolonged market downturns. The value of a financial instrument or other asset may decline due to changes in general market conditions, economic trends or events that are not specifically related to the particular instrument or asset, or factors that affect one or more issuers, counterparties, exchanges, countries or other geographic units, markets, industries, or asset classes. Local, regional or global events such as war, acts of terrorism, pandemics or other public health issues, recessions, the prospect or occurrence of a sovereign default or other financial crisis, or other events could have a significant impact on a Fund and its investments and could result in increased premiums or discounts to a Fund's NAV. Changes in market and economic conditions generally do not have the same impact on all types of instruments and assets.

**Market Trading Risk.** A Fund faces numerous market trading risks, any of which may lead to its shares trading in the secondary market at a premium or discount to NAV or to the intraday value of the Fund's portfolio holdings. If you buy Fund shares at a time when the market price is at a premium to NAV or sell Fund shares at a time when the market price is at a discount to the NAV, you may pay significantly more or receive significantly less than the underlying value of the Fund shares.

*Absence of an Active Primary Market.* Although Fund shares are listed for trading on one or more stock exchanges, there can be no assurance that an active primary trading market for Fund shares will develop or be maintained by market makers or Authorized Participants.

*Secondary Listing Risks.* A Fund's shares may be listed or traded on U.S. and non-U.S. stock exchanges other than the U.S. stock exchange where the Fund's primary listing is maintained. Fund shares also may be available to non-U.S. investors through funds or structured investment vehicles similar to depositary receipts. There can be no assurance that a Fund's shares will continue to trade on any such stock exchange or in any market or that a Fund's shares will continue to meet the requirements for exchange listing or market trading. A Fund's shares may be less actively traded in certain markets than in others, and investors are subject to the execution and settlement risks and market standards of the market where they or their broker direct their trades for execution. Certain information that is available to investors who trade Fund shares on a U.S. stock exchange during regular U.S. market hours may not be available to investors who trade in other markets, which may result in secondary market prices in such markets being less efficient.

*Secondary Market Trading Risk.* Shares of a Fund may trade in the secondary market at times when the Fund does not accept orders to create or redeem shares. At such times, shares may trade in the secondary market with more significant premiums or discounts to NAV than might be experienced at times when the Fund accepts creation and redemption orders. Securities held by a Fund may be traded in markets that close at a different time than an exchange on which Fund shares are traded. Liquidity in those securities may be reduced after the applicable closing time. As a result, during the time when the exchange is open but after the applicable market closing, fixing or settlement time, there may be wider bid/ask spreads on the exchange and a greater premium or discount to NAV.

In stressed market conditions, the market for a Fund's shares may become less liquid in response to deteriorating liquidity in the markets for the Fund's portfolio holdings, and an investor may be unable to sell their Fund shares.

Secondary market trading in Fund shares may be halted by a stock exchange because of market conditions or for other reasons. In times of extraordinary market volatility, Fund shares may be subject to trading halts pursuant to "circuit breaker" rules of a stock exchange or market. If there is a trading halt or unanticipated closure of an exchange or market, an investor may be unable to purchase or sell Fund shares. In addition, if trading in certain securities or financial instruments is restricted, this may disrupt a Fund's creation/redemption process, affect the price at which Fund shares trade in the secondary market, and result in a Fund being unable to trade certain securities or financial

instruments. In such circumstances, a Fund may be unable to rebalance its portfolio or accurately price its portfolio holdings and may incur substantial trading losses.

Shares of a Fund, similar to shares of other issuers listed on a stock exchange, may be sold short and are therefore subject to the risk of increased volatility and price decreases associated with being sold short. In addition, trading activity in derivative products based on a Fund may lead to increased trading volume and volatility in the secondary market for the shares of the Fund.

*Fund Shares May Trade at Prices Other Than NAV.* Shares of a Fund trade on stock exchanges at prices at, above or below the Fund's most recent NAV. A Fund's NAV is calculated at the end of each business day and fluctuates with changes in the market value of the Fund's portfolio holdings. The trading price of a Fund's shares fluctuates throughout trading hours based on both market supply of and demand for Fund shares and the underlying value of the Fund's portfolio holdings or NAV. As a result, the trading prices of a Fund's shares may deviate significantly from NAV during times of market volatility, significant redemption requests, or other unusual market conditions

However, because Fund shares can be created and redeemed in Creation Units at NAV, BFA believes that large discounts or premiums to a Fund's NAV are not likely to be sustained over the long term (unlike shares of many closed-end funds, which frequently trade at appreciable discounts from, and sometimes at premiums to, their NAVs). While the creation/redemption feature is designed to make it more likely that a Fund's shares normally will trade on stock exchanges at prices close to the Fund's next calculated NAV, exchange prices are not expected to correlate exactly with the Fund's NAV due to timing reasons, supply and demand imbalances and other factors. In addition, disruptions to creations and redemptions, including disruptions at market makers, Authorized Participants, or other market participants, and during periods of significant market volatility, may result in trading prices for shares of a Fund that differ significantly from its NAV. Authorized Participants may be less willing to create or redeem a Fund's shares if there is a lack of an active market for such shares or the Fund's underlying investments, which may contribute to the Fund's shares trading at a premium or discount to NAV.

*Costs of Buying or Selling Fund Shares.* Buying or selling Fund shares on an exchange involves two types of costs that apply to all securities transactions. When buying or selling Fund shares through a broker, you will likely incur a brokerage commission and other charges. In addition, you may incur the cost of the "spread," which is the difference between what investors are willing to pay for Fund shares (the "bid" price) and the price at which they are willing to sell Fund shares (the "ask" price). The spread varies over time for Fund shares based on trading volume and market liquidity. It is generally narrower if a Fund has more trading volume and market liquidity and wider if a Fund has less trading volume and market liquidity. Increased market volatility also may cause wider spreads. In addition, there may be regulatory and other charges that are incurred as a result of trading activity. Because of the costs inherent in buying or selling Fund shares, frequent trading may detract significantly from investment results, and an investment in Fund shares may not be advisable for investors who anticipate regularly making small investments through a brokerage account.

**Materials Companies Risk.** The materials sector tends to be closely tied to the economic cycle and can be significantly affected by supply-demand dynamics. Materials companies may be adversely affected by commodity price volatility, exchange rate fluctuations, social and political unrest, war, import and export controls, supply chain disruption, increased competition, depletion of resources, technical advances, labor relations, litigation and government regulations, among other factors. Materials companies are at risk of liability for environmental damage and product liability claims and may incur significant costs in complying with environmental laws.

**Mid-Capitalization Companies Risk.** Investments in mid-capitalization companies may be riskier, less liquid, more volatile and more susceptible to economic, market and industry changes than investments in large-capitalization companies. Mid-capitalization companies may have more limited product lines, markets, financial resources and management experience. As a result, they generally are more vulnerable than large-capitalization companies to adverse business and economic developments. Mid-capitalization companies may have a shorter business track record, with relatively less information available to investors. The securities of mid-sized companies may trade less frequently and in smaller volumes than the securities of larger companies.

**Non-Diversification Risk.** A Fund that is classified as "non-diversified" may invest a greater percentage of its assets in securities or other instruments representing a small number of issuers or counterparties, compared with funds that are classified as "diversified." A non-diversified Fund thus may be more susceptible to the risks associated with these particular issuers or counterparties. The gains and losses on such holdings may have a greater impact on a non-diversified Fund's performance than they would on the performance of a diversified Fund, and a non-diversified Fund's NAV may be more volatile.

**Operational Risk.** Each Fund is exposed to operational risks arising from a number of factors, including, but not limited to, human error, processing and communication errors, errors of the Fund's service providers, counterparties or other third parties, failed or inadequate processes and technology or systems failures. Each Fund and BFA seek to reduce these operational risks through controls and procedures. However, these measures do not address every possible risk and may be inadequate to address significant operational risks.

**Real Estate Companies Risk.** Real estate companies, which include real estate investment trusts, real estate holding and operating companies, and real estate management or development companies, expose investors to the risks of owning real estate directly as well as to the risks from the way that such companies operate. Real estate companies and property values may be adversely affected by regulations and other governmental actions, including tax increases, zoning changes and other usage restrictions, environmental regulations, regulatory limitations on rent or eviction, and eminent domain. Certain real estate companies, such as REITs, could fail to qualify for favorable tax or regulatory treatment.

Real estate is highly sensitive to general and local economic conditions and can be subject to intense competition and periodic overbuilding. Real estate companies may own a limited number of properties and concentrate their investments in a particular geographic region, industry or property type. Economic downturns or other adverse events (e.g., natural disasters) that affect a particular region, industry or property type may lead to decreases in property values, leasing declines and defaults by borrowers or tenants. In the event of a default, a real estate company may experience substantial delays and costs in enforcing its rights with respect to the property and protecting its investment. In addition, because real estate is relatively illiquid, a company may be constrained in its ability to diversify or liquidate its investments in response to economic conditions or other events.

Real estate companies may depend on the management skills of a few key individuals and may have limited financial resources. They may be highly leveraged, which can magnify losses, and interest rate increases can make it difficult for them, as well as borrowers and tenants, to obtain debt financing and meet payment obligations. Declining interest rates could result in increased prepayment on loans and require redeployment of capital in less desirable investments.

Certain real estate companies, such as REITs, could fail to qualify for favorable tax or regulatory treatment, which could produce adverse economic consequences for the company and its investors, including a Fund.

**Risk of Investing in the U.S.** Investing in U.S. issuers involves legal, regulatory, political, currency, security, and economic risks that are specific to the U.S. A decrease in imports or exports, changes in trade regulations, inflation, an economic recession, financial system stress, or political turmoil, among other risks, may have an adverse effect on the U.S. economy and the securities listed on U.S. exchanges. The U.S. is also subject to the risk of natural disasters, such as droughts, earthquakes, fires and floods. U.S. security risks include acts of terrorism, internal unrest and a deterioration in relations between the U.S. and certain countries. Any of these may adversely affect the U.S. economy, financial markets or issuers.

Governmental agencies project that the U.S. will maintain elevated public debt levels for the foreseeable future. Although elevated debt levels do not necessarily indicate or cause economic problems, the costs of servicing such debt may constrain future economic growth.

Circumstances could arise that could prevent the timely payment of interest or principal on U.S. government debt, such as reaching the legislative “debt ceiling.” Such non-payment would result in substantial negative consequences for the U.S. economy and the global financial system.

**Securities Lending Risk.** A Fund may engage in securities lending. Securities lending involves the risk that a Fund may lose money because the borrower of the loaned securities fails to return the securities in a timely manner or at all. A Fund could also lose money in the event of a decline in the value of collateral provided for loaned securities or a decline in the value of any investments made with cash collateral. These events could also trigger adverse tax consequences for the Fund.

**Small-Capitalization Companies Risk.** Investments in small-capitalization companies may be riskier, less liquid, more volatile and more susceptible to economic, market and industry changes than investments in large- or mid-capitalization companies. Small-capitalization companies may have more limited product lines, markets, financial resources, personnel and management experience. As a result, they generally are more vulnerable than larger companies to adverse business and economic developments. Small-capitalization companies may have a short business track record, with relatively less information available to investors. The securities of smaller companies may trade less frequently and in lower volumes than the securities of larger companies. Some securities of smaller issuers may be illiquid or restricted as to resale, and their values may have significant volatility. A Fund may be unable to liquidate its positions in such securities at any time, or at a favorable price, in order to meet the Fund’s obligations.

**Technology Companies Risk.** Technology companies and companies that rely heavily on technological advances may have limited product lines, markets, financial resources and personnel. These companies may face rapid product obsolescence as well as unexpected risks and costs related to new product introduction and technological developments, such as artificial intelligence and machine learning. Technology companies may be adversely affected by disruptions to supply chains and distribution networks as well as issues at third-party partners. They are heavily dependent on patent and other intellectual property rights, and the loss or impairment of these rights may adversely affect their profitability. Technology companies may face increased government scrutiny and may be subject to adverse government or legal action. These companies also may be adversely affected by, among other things, actual or perceived security vulnerabilities or other defects in their products and services, which may result in lawsuits, government enforcement actions and other remediation costs.

**Telecommunications Sector Risk.** The telecommunications sector is subject to extensive government regulation. The costs of complying with governmental regulations, delays or failure to receive required regulatory approvals, or the enactment of new regulatory requirements may negatively affect the business of telecommunications companies. Government actions around the world, specifically in the area of pre-marketing clearance of products and prices, can be arbitrary and unpredictable. The domestic telecommunications market is characterized by increasing competition and regulation by various state and federal regulatory authorities. Companies in the telecommunications sector may encounter distressed cash flows due to the need to commit substantial capital to meet increasing competition, particularly in developing new products and services using new technology. Technological innovations may make the products and services of certain telecommunications companies obsolete. Telecommunications providers are generally required to obtain franchises or licenses in order to provide services in a given location. Licensing and franchise rights in the telecommunications sector are limited, which may provide an advantage to certain participants. Limited availability of such rights, high barriers to market entry and regulatory oversight, among other factors, have led to consolidation of companies within the sector, which could lead to further regulation or other negative effects in the future.

**Threshold/Underinvestment Risk.** If certain aggregate and/or fund-level ownership thresholds are reached through transactions undertaken by BFA, its affiliates or a Fund, or as a result of third-party transactions or actions by an issuer or regulator, the ability of BFA and its affiliates on behalf of clients (including a Fund) to purchase or dispose of investments, exercise rights or undertake business transactions may be restricted by regulation or otherwise impaired. The capacity of a Fund to invest in certain securities or other assets may be affected by the relevant threshold limits, and such limitations may have adverse effects on the liquidity and performance of the Fund’s portfolio holdings. To the extent a Fund tracks an index, such limits may increase the risk of the Fund being underinvested in an asset relative to its Underlying Index and increase the risk of tracking error.

For example, ownership limits may apply to securities whose issuers operate in certain regulated industries or in certain international markets. Such limits also may apply where the investing entity (such as a Fund) is subject to corporate or regulatory ownership restrictions or invests in certain futures or other derivative transactions. In certain circumstances, aggregate and/or fund-level amounts invested or voted by BFA and its affiliates for their proprietary accounts and for client accounts (including a Fund) may not exceed the relevant limits without the grant of a license or other regulatory or corporate consent. In other cases, exceeding such thresholds may cause BFA and its affiliates, a Fund or other client accounts to suffer disadvantages or business restrictions.

**Tracking Error Risk.** A Fund may be subject to “tracking error,” which is the divergence of a Fund’s performance from that of the Underlying Index. Tracking error may occur due to a number of factors, including differences between the securities and other assets held in a Fund’s portfolio and those included in the Underlying Index; differences in the timing and methodologies used to value securities and other assets; transaction costs and other expenses incurred by a Fund that the Underlying Index does not incur; a Fund’s holding of uninvested cash; differences in the timing of the accrual or the valuation of dividends or interest received by a Fund or distributions paid to Fund shareholders; tax gains or losses; the requirements for a Fund to maintain pass-through tax treatment; portfolio transactions carried out to minimize the distribution of capital gains to shareholders; the acceptance of custom baskets; changes to the Underlying Index, such as during a rebalancing or reconstitution; and impacts to a Fund of complying with certain regulatory requirements or limits. A Fund that tracks an index

composed of a large number of securities or other assets may experience greater tracking error than a Fund that tracks a more narrow index. Tracking error risk may be heightened during times of increased market volatility or other unusual market conditions.

**Utility Companies Risk.** Utility infrastructure often requires significant capital expenditures, and utility companies may face high interest costs and difficulty in raising capital. Technological innovations may render existing equipment or products obsolete, and companies may experience difficulty in obtaining regulatory approval of new technologies. Utility operations may be disrupted by events that target or damage utility infrastructure, including natural disasters and cyber or other attacks. Utilities companies may be adversely affected by volatility in the price of certain energy resources.

Utility companies face risks from government regulation and oversight as well as from deregulation (if applicable). Regulators may monitor and control companies' revenues and costs. There is no assurance that regulators will grant rate increases or that rate levels will be adequate to permit the payment of stock dividends or bond coupon payments. In addition, there may be regulatory restrictions on the ability of utility companies to enter new lines of business and geographic areas. Utility companies incur costs in complying with environmental and other regulations and may face significant challenges in obtaining regulatory approval for certain projects, such as nuclear power plants. Utility companies are at risk of liability for environmental harm and other types of damages. Energy conservation, climate change and other sustainability policies also may impact utility companies. Deregulation may subject companies to greater competition, may adversely affect their profitability and may lead them to engage in riskier ventures.

**Value Securities Risk.** Value securities are those issued by companies that may be perceived as undervalued. Such securities may decline in price or fail to appreciate for long periods of time, and they may never realize their full potential value because the market fails to recognize the stock's intrinsic worth. Value securities may underperform growth securities and other types of assets as well as the overall stock market. Although value securities have generally performed better than non-value securities during periods of economic recovery, there is no assurance that they will continue to do so. Value securities may go in and out of favor over time, which could affect the performance of a Fund with such holdings.

## Portfolio Holdings Information

A description of the policies and procedures with respect to the disclosure of the Funds' portfolio securities and other assets (as applicable) is available in the applicable Statement of Additional Information ("SAI"). Each Fund discloses its portfolio holdings daily at [www.iShares.com](http://www.iShares.com). Fact sheets providing information about each Fund's top holdings are posted on [www.iShares.com](http://www.iShares.com) when available and may be requested by calling 1-800-iShares (1-800-474-2737).

## Management of the Funds

### Investment Adviser

As investment adviser, BFA has overall responsibility for the general management and administration of the Funds. BFA provides an investment program for the Funds and manages the investment of the Funds' assets. In seeking to achieve the Funds' respective investment objectives, BFA uses teams of portfolio managers, investment strategists and other investment specialists and may draw upon the trading, research and expertise of its affiliates. This team approach brings together many disciplines and leverages BFA's extensive resources.

BFA is an indirect wholly owned subsidiary of BlackRock, Inc. ("BlackRock") and is located at 400 Howard Street, San Francisco, CA 94105. As of June 30, 2024, BFA and its affiliates provided investment advisory services for assets of approximately \$10.6 trillion.

From time to time, an employee of BlackRock may express views regarding a particular security or other instrument, asset class, company, industry, or market sector. Such views are the views of only that individual as of the time expressed. They do not necessarily represent the views of BlackRock or any other person within the BlackRock organization. Such views may change at any time based upon market or other conditions, and BlackRock has no responsibility to update such views. You should not rely on any such views as investment advice or as an indication of trading intent on behalf of a Fund.

### Fees and Expenses

Pursuant to the Investment Advisory Agreement between BFA and the Trust (entered into on behalf of the Funds), BFA is responsible for substantially all expenses of each Fund, except the management fees, interest expenses, taxes, expenses incurred with respect to the acquisition and disposition of portfolio securities and the execution of portfolio transactions, including brokerage commissions, distribution fees or expenses, and litigation expenses and any extraordinary expenses (as determined by a majority of the Trustees who are not "interested persons" of the Trust). Operating expenses paid by BFA under the Investment Advisory Agreement exclude acquired fund fees and expenses, if any.

A discussion regarding the basis for the approval by the Trust's Board of Trustees (the "Board") of the Investment Advisory Agreement with BFA is available in the Funds' Form N-CSR filed with the SEC for the period ended October 31 and in the applicable financial statements posted at [www.iShares.com](http://www.iShares.com).

For its investment advisory services to each Fund, for the fiscal year ended April 30, 2024, BFA was paid a management fee from each Fund, as a percentage of the Fund's average daily net assets, net of any applicable waivers, at the annual rate set forth in the table below. If BFA

has contractually agreed to waive a portion of its management fees for a Fund, the contractual waiver may be terminated prior to its expiration date only upon written agreement of the Trust and BFA. In addition, BFA may from time to time voluntarily waive and/or reimburse fees or expenses to reduce a Fund's total annual fund operating expenses (excluding acquired fund fees and expenses, if any). Any such voluntary waiver or reimbursement may be eliminated by BFA at any time.

Fund	Management Fee
iShares Core Dividend ETF	0.05%
iShares Core Dividend Growth ETF	0.08%
iShares Dow Jones U.S. ETF	0.20%
iShares Morningstar Growth ETF	0.04%
iShares Morningstar Mid-Cap ETF	0.04%
iShares Morningstar Mid-Cap Growth ETF	0.06%
iShares Morningstar Mid-Cap Value ETF	0.06%
iShares Morningstar Small-Cap ETF	0.04%
iShares Morningstar Small-Cap Growth ETF	0.06%
iShares Morningstar Small-Cap Value ETF	0.06%
iShares Morningstar U.S. Equity ETF	0.03%
iShares Morningstar Value ETF	0.04%
iShares MSCI KLD 400 Social ETF	0.25%
iShares MSCI USA ESG Select ETF	0.25%

### Portfolio Managers

The Portfolio Managers for each Fund are responsible for various functions related to portfolio management, including, but not limited to, investing cash inflows, coordinating with members of their respective portfolio management teams to focus on certain asset classes, implementing investment strategy, researching and reviewing investment strategy and overseeing members of their respective teams who have more limited responsibilities.

Jennifer Hsui, Greg Savage and Paul Whitehead are primarily responsible for the day-to-day management of the Funds.

Jennifer Hsui has been employed by BFA or its affiliates as a senior portfolio manager since 2007. She is a Managing Director of BlackRock, Inc.

Greg Savage has been employed by BFA or its affiliates as a portfolio manager since 2006. He is a Managing Director of BlackRock, Inc.

Paul Whitehead has been employed by BFA or its affiliates as a portfolio manager since 2015. He is a Managing Director of BlackRock, Inc.

Each Fund's SAI provides additional information about the Portfolio Managers' compensation, other accounts managed by the Portfolio Managers and the Portfolio Managers' ownership (if any) of shares of the Funds.

**Administrator, Custodian and Transfer Agent.** The administrator, custodian and transfer agent for each Fund is indicated in the table below.

Fund	The Bank of New York Mellon	Citibank, N.A.	JPMorgan Chase Bank, N.A.	State Street Bank and Trust Company
iShares Core Dividend ETF*	✓			
iShares Core Dividend Growth ETF*	✓			
iShares Dow Jones U.S. ETF*		✓		
iShares Morningstar Growth ETF			✓	
iShares Morningstar Mid-Cap ETF			✓	
iShares Morningstar Mid-Cap Growth ETF			✓	
iShares Morningstar Mid-Cap Value ETF*	✓			
iShares Morningstar Small-Cap ETF*	✓			
iShares Morningstar Small-Cap Growth ETF			✓	
iShares Morningstar Small-Cap Value ETF			✓	
iShares Morningstar U.S. Equity ETF*	✓			

Fund	The Bank of New York Mellon	Citibank, N.A.	JPMorgan Chase Bank, N.A.	State Street Bank and Trust Company
iShares Morningstar Value ETF*	✓			
iShares MSCI KLD 400 Social ETF*		✓		
iShares MSCI USA ESG Select ETF*		✓		

\* JPMorgan Chase Bank, N.A. serves as custodian for the Fund in connection with certain securities lending activities.

### Conflicts of Interest

The investment activities of BFA and its affiliates (including BlackRock and its subsidiaries (collectively, the “Affiliates”)), and their respective directors, officers or employees, in managing their own accounts and other accounts, may present conflicts of interest that could disadvantage a Fund and its shareholders.

BFA and its Affiliates are involved worldwide with a broad spectrum of financial services and asset management activities and in the ordinary course of business may engage in activities in which their interests or the interests of other clients may conflict with those of a Fund. BFA and its Affiliates act, or may act, as an investor, research provider, investment manager, commodity pool operator, commodity trading advisor, financier, underwriter, adviser, trader, lender, index provider, agent and/or principal. BFA and its Affiliates may have other direct and indirect interests in securities, currencies, commodities, derivatives and other assets in which a Fund may directly or indirectly invest.

BFA and its Affiliates may engage in proprietary trading and advise accounts and other funds that have investment objectives similar to those of a Fund and/or that engage in and compete for transactions in the same or similar types of securities, currencies and other assets as are held by a Fund. This may include transactions in securities issued by other open-end and closed-end investment companies, including investment companies that are affiliated with the Fund and BFA, to the extent permitted under the Investment Company Act of 1940, as amended (the “1940 Act”). The trading activities of BFA and its Affiliates are carried out without reference to positions held directly or indirectly by a Fund. These activities may result in BFA or an Affiliate having positions in assets that are senior or junior to, or that have interests different from or adverse to, the assets held by a Fund.

A Fund may invest in securities issued by, or engage in other transactions with, entities with which an Affiliate has significant debt or equity investments or other interests. A Fund may also invest in issuances (such as debt offerings or structured notes) for which an Affiliate is compensated for providing advisory, cash management or other services. A Fund also may invest in securities of, or engage in other transactions with, entities for which an Affiliate provides or may provide research coverage or other analysis.

An Affiliate may have business relationships with, and receive compensation from, distributors, consultants or others who recommend a Fund or who engage in transactions with or for a Fund.

Neither BlackRock nor any Affiliate is under any obligation to share any investment opportunity, idea or strategy with a Fund. As a result, an Affiliate may compete with a Fund for appropriate investment opportunities. The results of a Fund’s investment activities, therefore, may differ from those of an Affiliate and of other accounts managed by an Affiliate. It is possible that a Fund could sustain losses during periods in which one or more Affiliates and other accounts achieve profits on their trading for proprietary or other accounts. The opposite result is also possible.

In addition, a Fund may enter into transactions in which BFA or an Affiliate or their directors, officers, employees or clients have an adverse interest. A Fund may be adversely impacted by the effects of transactions undertaken by BFA or an Affiliate or their directors, officers, employees or clients.

From time to time, BlackRock or its advisory clients (including other funds and accounts) may, subject to compliance with applicable law, purchase and hold shares of a Fund. The price, availability, liquidity, and (in some cases) expense ratio of a Fund may be impacted by purchases and sales of the Fund by BlackRock or its advisory clients.

A Fund’s activities may be limited because of regulatory restrictions applicable to BFA or an Affiliate or their policies designed to comply with such restrictions.

Under a securities lending program approved by the Board, the Funds have retained BTC, an Affiliate of BFA, to serve as their securities lending agent to the extent that they participate in the securities lending program. For these services, the securities lending agent will receive a fee from the participating Fund based on the returns earned on the Fund’s lending activities, including investment of the cash received as collateral for the loaned securities. In addition, one or more Affiliates may be among the entities to which a Fund may lend its portfolio securities under the securities lending program.

Under an ETF Services Agreement, certain iShares/BlackRock ETFs have retained BlackRock Investments, LLC (the “Distributor” or “BRIL”), an Affiliate of BFA, to perform certain order processing, Authorized Participant communications, and related services in connection with the issuance and redemption of Creation Units (“ETF Services”). BRIL will retain a portion of the standard transaction fee received from Authorized Participants on each creation or redemption order from the Authorized Participant for the ETF Services provided. BlackRock

collaborated with, and received payment from, Citibank, N.A. (“Citibank”) on the design and development of the ETF Services platform. Citibank may have, or from time to time may develop, additional relationships with BlackRock or funds managed by BFA and its Affiliates.

BlackRock and its Affiliates may benefit from a Fund using a BlackRock index by creating increasing acceptance in the marketplace for such indexes. BlackRock and its Affiliates are not obligated to license an index to a Fund, and no Fund is under an obligation to use a BlackRock index. The terms of a Fund’s index licensing agreement with BlackRock or its Affiliates may not be as favorable as the terms offered to other licensees.

The activities of BFA and its Affiliates and their respective directors, officers or employees may give rise to other conflicts of interest that could disadvantage a Fund and its shareholders. BFA has adopted policies and procedures designed to address these potential conflicts of interest. Please see the SAI for further information.

## Shareholder Information

*Additional shareholder information, including how to buy and sell shares of the Funds, is available free of charge by calling toll-free 1-800-iShares (1-800-474-2737) or visiting [www.iShares.com](http://www.iShares.com).*

### Buying and Selling Shares

Transactions in shares of the Funds occur in the primary market and the secondary market. Primary market transactions, known as “creations” and “redemptions,” occur only between the Funds and Authorized Participants (*i.e.*, financial institutions that are authorized to participate in such transactions), as described in the *Creations and Redemptions* section below.

Fund shares are listed on U.S. national securities exchanges, where they can be bought and sold throughout the trading day at market prices, like shares of other publicly traded companies. A Fund’s shares may also be available in other secondary markets, such as on non-U.S. exchanges and through funds or structured investment vehicles similar to depository receipts. The Funds do not impose any minimum investment for Fund shares purchased on an exchange or otherwise in the secondary market.

Buying or selling Fund shares on an exchange or other secondary market generally involves two types of costs that are common in securities transactions. First, when buying or selling Fund shares through a broker, you may incur a brokerage commission and other charges. The commission is frequently a fixed amount; it may be a significant proportional cost if you are seeking to buy or sell small amounts of shares. Second, you may incur the cost of the “spread,” which is any difference between the bid price and the ask price for the shares. The spread varies over time based on a Fund’s trading volume and market liquidity. Generally, the spread is smaller if a Fund has high trading volume and market liquidity, and larger if a Fund has lower trading volume and market liquidity. The latter is often the case for newly launched or smaller funds. A Fund’s spread may also be impacted by the liquidity (or lack thereof) of the underlying securities or other assets held by the Fund, particularly for newly launched or smaller funds, or by instances of significant volatility of the underlying assets.

The U.S. national securities exchanges that list Fund shares are open for trading Monday through Friday and are closed on weekends and the following holidays (or the days on which they are observed): New Year’s Day, Martin Luther King, Jr. Day, Presidents’ Day, Good Friday, Memorial Day, Juneteenth, Independence Day, Labor Day, Thanksgiving Day and Christmas Day.

### Investments in Investment Companies

Section 12(d)(1) of the 1940 Act generally restricts investments by investment companies, including foreign and unregistered investment companies, in the securities of other investment companies. For example, a registered investment company (the “Acquired Fund”), such as the Funds, may not knowingly sell or otherwise dispose of any security issued by the Acquired Fund to any investment company (the “Acquiring Fund”) or any company or companies controlled by the Acquiring Fund if, immediately after such sale or disposition: (i) more than 3% of the total outstanding voting stock of the Acquired Fund is owned by the Acquiring Fund and any company or companies controlled by the Acquiring Fund, or (ii) more than 10% of the total outstanding voting stock of the Acquired Fund is owned by the Acquiring Fund and other investment companies and companies controlled by them.

Notwithstanding the foregoing, registered investment companies are permitted to invest in a Fund beyond the limits set forth in Section 12(d)(1), subject to certain terms and conditions set forth in Rule 12d1-4 under the 1940 Act. To make such an investment in an Acquired Fund, a registered investment company must, among other things, enter into an agreement with the Trust. If an Acquired Fund invests significantly in other registered investment companies in reliance on Rule 12d1-4, an Acquiring Fund will not be permitted to rely on Rule 12d1-4 and invest in the Fund beyond the Section 12(d)(1) limits. Any investment company interested in purchasing shares of a Fund beyond the limits set forth in Section 12(d)(1) should contact BFA.

Foreign investment companies are permitted to invest in a Fund only up to the limits set forth in Section 12(d)(1), subject to any applicable SEC no-action relief.

### Book Entry

Shares of the Funds are held in book-entry form, which means that no stock certificates are issued. The Depository Trust Company (“DTC”), which serves as the securities depository for shares of the Funds, or its nominee is the record owner of, and holds legal title to, all outstanding shares of the Funds.



Investors owning Fund shares are beneficial owners as shown on the records of DTC or its participants. DTC participants include securities brokers and dealers, banks, trust companies, clearing corporations and other institutions that directly or indirectly maintain a custodial relationship with DTC. As a beneficial owner of Fund shares, you are not entitled to receive physical delivery of stock certificates or to have shares registered in your name, and you are not considered a registered owner of shares. Therefore, to exercise any right as an owner of Fund shares, you must rely upon the procedures of DTC and its participants. These procedures are the same as those that apply to any other securities held in book-entry or “street name” form.

### **Share Prices**

The trading prices of a Fund’s shares in the secondary market generally differ from the Fund’s daily NAV and are affected by various factors, such as the supply of and demand for ETF shares and the securities or other assets held by a Fund as well as other market and economic conditions.

### **Determination of Net Asset Value**

The NAV of a Fund normally is determined once daily Monday through Friday, on each day that the New York Stock Exchange (“NYSE”) is open for trading. The NAV generally is determined as of the close of the NYSE’s regular trading hours, normally 4:00 p.m. Eastern time, based on prices at the time of closing.

Any Fund assets or liabilities that are denominated in currencies other than the U.S. dollar are translated into U.S. dollars at the prevailing market rates on the date of valuation as quoted by one or more data service providers.

The NAV of a Fund is calculated by dividing the value of the Fund’s net assets (*i.e.*, the value of its total assets, including the value of any underlying fund shares in which the Fund invests, less total liabilities) by the total number of outstanding shares of the Fund, generally rounded to the nearest cent. The value of a Fund’s assets and liabilities is determined pursuant to BFA’s valuation policies and procedures. BFA has been designated by the Board as the valuation designee for each Fund pursuant to Rule 2a-5 under the Investment Company Act.

Equity securities and other equity instruments for which market quotations are readily available are valued at market value, which is generally determined using the last reported official closing price or, if a reported closing price is not available, the last traded price on the exchange or market on which the security or instrument is primarily traded at the time of valuation. Shares of underlying open-end funds (including money market funds) that are not traded on an exchange are valued at net asset value. Shares of underlying ETFs and closed-end funds that trade on exchanges are valued at their most recent market closing price.

Fixed-income securities are valued using last available bid prices or current market quotations provided by dealers or prices (including evaluated prices) supplied by the Funds’ approved independent third-party pricing services, each in accordance with BFA’s valuation policies and procedures. Pricing services may use matrix pricing or valuation models that utilize certain inputs and assumptions to derive values. Pricing services generally value fixed-income securities assuming orderly transactions of an institutional round lot size, but a Fund may hold or transact in such securities in smaller odd lot sizes. Odd lots often trade at lower prices than institutional round lots. An amortized cost method of valuation may be used with respect to debt obligations with 60 days or less remaining to maturity unless BFA determines in good faith that such method does not represent fair value.

Generally, trading in certain instruments (*e.g.*, non-U.S. securities, money market instruments, etc.) is substantially completed each day at various times prior to the close of the NYSE’s regular trading hours. The values of such instruments used in computing a Fund’s NAV are determined as of such times.

For certain foreign assets, a third-party vendor supplies evaluated, systematic fair value pricing based upon the movement of a proprietary multi-factor model after the relevant foreign markets have closed. This systematic fair value pricing methodology is designed to correlate the prices of foreign assets in one or more non-U.S. markets following the close of the local markets to the prices that might have prevailed as of a Fund’s pricing time.

Customized exchange-traded equity options may be valued using a mathematical model that may incorporate a number of market data factors.

When market quotations are not readily available or are believed by BFA to be unreliable, BFA will fair value a Fund’s investments in accordance with its policies and procedures. Fair value represents a good faith approximation of the value of an asset or liability. It is the amount that the Fund might reasonably expect to receive from the current sale of an asset or the cost to extinguish a liability in an arm’s-length transaction.

BFA may conclude that a market quotation is not readily available or is unreliable if:

- An asset or liability does not have a price source due to its lack of trading or other reasons;
- A market quotation differs significantly from recent price quotations or otherwise no longer appears to reflect fair value;
- The asset or liability is thinly traded;
- There is a significant event subsequent to the most recent market quotation; or
- The trading market on which an instrument is listed is suspended or closed and no appropriate alternative trading market is available.

A “significant event” is deemed to occur if BFA determines, in its reasonable business judgment prior to or at the time of pricing a Fund’s assets or liabilities, that the event is likely to cause a material change to the last exchange closing price or closing market price of one or more of the Fund’s assets or liabilities.

Valuing a Fund’s investments using fair value pricing may result in prices that differ from current market valuations and that may not be the prices at which those investments could have been sold during the period for which the particular fair values were used. For an index Fund, the use of both fair value prices and current market valuations in a particular NAV calculation could result in a difference between the prices used to calculate a Fund’s NAV and the prices used by the Fund’s underlying index. This could, in turn, result in a difference between the Fund’s performance and the performance of its underlying index.

## **Dividends and Distributions**

*General Policies.* A Fund generally declares and pays dividends from net investment income, if any, at least once a year. Distributions of net realized securities gains, if any, generally are declared and paid once a year, but the Trust may make distributions on a more frequent basis for a Fund. The Trust reserves the right to declare special distributions if, in its reasonable discretion, such action is necessary or advisable to preserve its status as a regulated investment company (“RIC”) or to avoid the imposition of income or excise taxes on undistributed income or realized gains.

Dividends and other distributions on Fund shares are distributed on a pro rata basis to beneficial owners of the shares. Dividend payments and other distributions are made through DTC participants and indirect participants to beneficial owners then of record with proceeds received from the Funds.

*Dividend Reinvestment Service.* No dividend reinvestment service is provided by the Trust. Broker-dealers may make the DTC book-entry Dividend Reinvestment Program available to beneficial owners of Fund shares for the reinvestment of distributions. Beneficial owners should contact their broker to determine the availability and costs of the service and the details of participation. Brokers may require beneficial owners to adhere to specific procedures and timetables. If the program is used, dividend distributions of both income and realized gains will be automatically reinvested in additional whole Fund shares purchased in the secondary market.

**Note on Tax Information.** *The following sections summarize some of the consequences under current U.S. federal tax law of an investment in a Fund. This information is not a substitute for personal tax advice. You may also be subject to state and local taxation on Fund distributions and sales of Fund shares. Distributions that are attributable to interest from U.S. federal government obligations may be exempt from certain state and local tax. Consult your personal tax advisor about the potential tax consequences of an investment in Fund shares under all applicable tax laws.*

## **Taxes**

As with any investment, you should consider how your investment in shares of a Fund will be taxed, including possible tax consequences when a Fund makes distributions or when you sell Fund shares. The tax information in this Prospectus is provided as general information, based on current law. You should consult your own tax professional about the tax consequences of an investment in shares of a Fund. There is no guarantee that shares of a Fund will receive certain regulatory or accounting treatment.

### **Taxes on Fund Distributions**

Shareholders in a Fund will receive information after the end of each calendar year setting forth the amount of dividends and long-term capital gains distributed to them by the Fund during the prior year, if any. Likewise, the amount of tax-exempt income, if any, that a Fund distributes will be reported. Such income must be reported on the shareholder’s U.S. federal income tax return.

In general, distributions are subject to U.S. federal income tax for the year when they are paid. Certain distributions paid in January, however, may be treated as paid on December 31 of the prior year.

*Capital Gains.* Distributions from a Fund’s net investment income (other than qualified dividend income or from net tax-exempt income, if any), including distributions of income from securities lending and distributions out of a Fund’s net short-term capital gains, if any, are taxable to you as ordinary income. Distributions by a Fund of net long-term capital gains, if any, in excess of net short-term capital losses (capital gain dividends) are taxable to you as long-term capital gains, regardless of how long you have held the Fund’s shares. Long-term capital gains and qualified dividend income are generally eligible for taxation at preferential rates for non-corporate shareholders. However, different preferential rates may apply depending on the type of capital gains, such as Fund distributions of certain amounts received from REITs, if any.

*Return of Capital.* If a Fund’s distributions exceed current and accumulated earnings and profits, all or a portion of the distributions made in the taxable year may be recharacterized as a return of capital to shareholders. A return of capital distribution generally will not be taxable but will reduce the shareholder’s cost basis and result in a higher capital gain or lower capital loss when those shares on which the distribution was received are sold. Once a shareholder’s cost basis is reduced to zero, further distributions will be treated as capital gains, if the shareholder holds shares of the Fund as capital assets. Distributions in excess of a Fund’s minimum distribution requirements, but not in excess of the Fund’s earnings and profits, will be taxable to shareholders and will not constitute nontaxable returns of capital.

*Qualified Dividend Income.* Distributions by a Fund that qualify as qualified dividend income, if any, are taxable to you at long-term capital gain rates. Dividends will be qualified dividend income to you if they are attributable to qualified dividend income received by a Fund.

Generally, qualified dividend income includes dividend income from stock issued by taxable U.S. corporations and qualified non-U.S. corporations, provided that the Fund satisfies certain holding period requirements and has not hedged its position in the stock in certain ways. For this purpose, a qualified non-U.S. corporation means any non-U.S. corporation that is eligible for benefits under a comprehensive income tax treaty with the U.S., which includes an exchange of information program, or if the stock with respect to which the dividend was paid is readily tradable on an established U.S. securities market. The term excludes a corporation that is a passive foreign investment company.

Dividends received by a Fund from a RIC, if any, generally are qualified dividend income only to the extent that such dividend distributions are made out of qualified dividend income received by such RIC. Additionally, it is expected that dividends received by a Fund from a REIT, if any, and distributed to a shareholder generally will be taxable to the shareholder as ordinary income. However, for tax years beginning after December 31, 2017 and before January 1, 2026, a Fund may report dividends eligible for a 20% “qualified business income” deduction for non-corporate U.S. shareholders to the extent that the Fund’s income is derived from ordinary REIT dividends, reduced by allocable Fund expenses.

For a dividend to be treated as qualified dividend income, the dividend must be received with respect to a share of stock held without being hedged by the relevant Fund, and with respect to a share of the Fund held without being hedged by you, for 61 days during the 121-day period beginning at the date that is 60 days before the date on which such share becomes ex-dividend with respect to such dividend or, in the case of certain preferred stock, 91 days during the 181-day period beginning 90 days before such date.

Fund distributions, to the extent attributable to dividends from U.S. corporations, will be eligible for the dividends received deduction for Fund shareholders that are corporations, subject to certain hedging and holding requirements.

Substitute dividends received by a Fund with respect to dividends paid on securities lent out, if any, will not be qualified dividend income.

*Medicare Tax.* A 3.8% U.S. federal Medicare contribution tax is imposed on “net investment income,” including, but not limited to, interest, dividends, and net gain, of U.S. individuals with income exceeding \$200,000 (or \$250,000 if married and filing jointly) and of estates and trusts.

*Alternative Minimum Tax.* The AMT is a separate U.S. federal tax system that operates in parallel to the regular federal income tax system but eliminates many deductions and exclusions. The AMT has different tax rates and treats as taxable certain types of income that are nontaxable for regular income tax purposes, such as the interest on certain “private activity” municipal bonds. If a taxpayer’s overall AMT liability is higher than regular income tax liability, then the taxpayer owes the regular income tax liability plus the difference between the AMT liability and the regular income tax liability.

### **Market Discount Bonds**

Any market discount recognized on a bond is taxable as ordinary income. A market discount bond is a bond acquired in the secondary market at a price below redemption value or adjusted issue price if issued with original issue discount. To the extent that a Fund does not include the market discount in income as it accrues, gains on the Fund’s disposition of such an obligation will be treated as ordinary income rather than capital gains to the extent of the accrued market discount.

### **Derivatives and Other Complex Instruments**

A Fund may invest in derivatives and other complex instruments, and such investments may be subject to special and complicated rules. These rules could affect whether gains and losses recognized by a Fund are treated as ordinary income or capital gains, accelerate the recognition of income to a Fund or defer a Fund’s ability to recognize losses. In addition, these rules may affect the amount, timing or character of income distributed to you by a Fund. You should consult your personal tax advisor regarding the application of these rules.

### **Non-U.S. Income Taxes**

Dividends, interest and capital gains (if any) earned by a Fund with respect to securities issued by non-U.S. issuers may give rise to withholding, capital gains and other taxes imposed by non-U.S. countries. Tax conventions between certain countries and the U.S. may reduce or eliminate such taxes. If, at the close of a year, more than 50% of a Fund’s total assets consist of non-U.S. stocks or securities (generally, for this purpose, depositary receipts, no matter where traded, of non-U.S. companies are treated as “non-U.S.”), generally the Fund may “pass through” to you certain non-U.S. income taxes, including withholding taxes, paid by the Fund. This means that you would be considered to have received as an additional dividend your share of such non-U.S. taxes, but you may be entitled to either a corresponding tax deduction in calculating your taxable income or, subject to certain limitations, a credit in calculating your U.S. federal income tax. No deduction for such taxes will be permitted to individuals in computing their alternative minimum tax liability. If a Fund does not pass through non-U.S. taxes, the Fund will be entitled to claim a deduction for certain foreign taxes that it incurs.

Under certain circumstances, if a Fund receives a refund of foreign taxes paid with respect to a prior year, the value of Fund shares could be affected or any foreign tax credits or deductions passed through to shareholders with respect to the Fund’s foreign taxes for the current year could be reduced.

If, at the close of the year, more than 50% of a Fund’s total assets consist of stocks or securities issued by non-U.S. issuers, including depositary receipts (no matter where traded) of non-U.S. companies, or, at the close of each quarter, more than 50% of a Fund’s total assets

consist of shares of an Underlying Fund, the Fund may “pass-through” to you certain non-U.S. income taxes (including withholding taxes) paid by the Fund or, if its assets meet these requirements, the Underlying Fund.

For purposes of foreign tax credits for U.S. shareholders of a Fund, foreign capital gains taxes may not produce associated foreign source income, limiting the availability of such credits for U.S. persons.

### **Non-U.S. Shareholders**

If you are neither a resident nor a citizen of the U.S. or if you are a non-U.S. entity (other than a pass-through entity to the extent owned by U.S. persons), a Fund’s ordinary income dividends (which include distributions of net short-term capital gains), if any, generally will be subject to a 30% U.S. federal withholding tax, unless a lower treaty rate applies. However, withholding tax generally will not apply to any gain or income realized by a non-U.S. shareholder with respect to any distribution of long-term capital gains or upon the sale or other disposition of Fund shares.

Separately, a 30% withholding tax may be imposed on Fund distributions (if any) paid to certain foreign entities, unless such entities comply, or are deemed compliant, with extensive reporting and withholding requirements designed to inform the U.S. Department of the Treasury of U.S.-owned foreign investment accounts.

### **Backup Withholding**

If you are a resident or a citizen of the U.S. and you have not provided a taxpayer identification number or social security number and made other required certifications, by law, backup withholding at a 24% rate will apply to Fund distributions and proceeds (if any).

### **Securities Lending**

If your shares of a Fund are loaned out pursuant to a securities lending arrangement, you may lose the ability to treat Fund dividends that are paid while the shares are held by the borrower as qualified dividend income, and you may lose the ability to use non-U.S. tax credits passed through by the Fund.

### **Fund of Funds**

If a Fund invests in an Underlying Fund, short-term capital gains earned by the Underlying Fund, if any, will be ordinary income when distributed to the Fund and will not be offset by the Fund’s capital losses. To the extent such Fund is expected to invest in an Underlying Fund, the Fund’s realized losses on sales of shares of the Underlying Fund may be indefinitely or permanently deferred as “wash sales.” Capital loss carryforwards of the Underlying Fund, if any, will not offset net capital gains of the Fund.

### **Taxes on the Sale of Exchange-Listed Fund Shares**

Any capital gain or loss realized upon a sale of Fund shares is generally treated as a long-term capital gain or loss if the shares have been held for more than one year. Any capital gain or loss realized upon a sale of Fund shares that have been held for one year or less is generally treated as a short-term capital gain or loss. However, any capital loss on a sale of Fund shares held for six months or less is treated as a long-term capital loss to the extent that capital gain dividends were paid with respect to such shares. Any such capital gains, including from sales of Fund shares or from capital gain dividends, are included in “net investment income” for purposes of the 3.8% U.S. federal Medicare contribution tax mentioned above.

### **Creations and Redemptions**

Prior to being traded in the secondary market, Fund shares are “created” at NAV by Authorized Participants (*i.e.*, market makers, large investors and other financial institutions) in block-size Creation Units or multiples thereof. Fund shares are created or redeemed only in Creation Units, and only Authorized Participants may create or redeem Creation Units with the Funds.

Each Authorized Participant is a member or participant of a clearing agency registered with the SEC and has entered into a written agreement with the Funds’ Distributor, an affiliate of BFA. The agreement allows the Authorized Participant to place orders for the purchase and redemption of Creation Units. Authorized Participants may create or redeem Creation Units for their own accounts or for customers, including, without limitation, affiliates of the Funds. Creation transactions are subject to acceptance by the Distributor and the relevant Fund.

Generally, there are three transaction methods for creating and redeeming Fund shares: in-kind securities (“in-kind”), partial cash and all cash.

*In-Kind.* In a creation transaction, an Authorized Participant deposits into a Fund a “creation basket,” which is a portfolio of securities or other assets designated by the Fund, as well as a cash amount. The Authorized Participant receives a specified number of Creation Units in return. In a redemption transaction, an Authorized Participant deposits Creation Units with a Fund and receives from the Fund a “redemption basket,” which is a portfolio of securities or other assets designated by the Fund, as well as a cash amount.

*Partial Cash.* In a creation transaction, an Authorized Participant deposits into a Fund a creation basket and a cash amount, including cash that replaces a security or other asset in the creation basket, in exchange for Creation Units. In a redemption transaction, an Authorized Participant deposits Creation Units with a Fund and receives from the Fund a redemption basket and a cash amount, including cash that replaces a security or other asset in the redemption basket.

*All Cash.* In a creation transaction, an Authorized Participant deposits into a Fund an amount of cash specified by the Fund in exchange for Creation Units. In a redemption transaction, an Authorized Participant deposits Creation Units with a Fund and receives from the Fund a specified amount of cash.

The creation and redemption baskets for a Fund may differ in composition, and certain iShares ETFs accept “custom baskets.” More information about custom baskets is provided in the Funds’ SAI.

Each Fund generally engages in creation and redemption transactions according to the method indicated in the table below. In certain circumstances, however, a Fund may use another transaction method (e.g., an in-kind Fund may transact partially or fully in cash).

Fund	In-Kind	Partial Cash	All Cash
iShares Core Dividend ETF	✓		
iShares Core Dividend Growth ETF	✓		
iShares Dow Jones U.S. ETF	✓		
iShares Morningstar Growth ETF	✓		
iShares Morningstar Mid-Cap ETF	✓		
iShares Morningstar Mid-Cap Growth ETF	✓		
iShares Morningstar Mid-Cap Value ETF	✓		
iShares Morningstar Small-Cap ETF	✓		
iShares Morningstar Small-Cap Growth ETF	✓		
iShares Morningstar Small-Cap Value ETF	✓		
iShares Morningstar U.S. Equity ETF	✓		
iShares Morningstar Value ETF	✓		
iShares MSCI KLD 400 Social ETF	✓		
iShares MSCI USA ESG Select ETF	✓		

The prices at which creations and redemptions occur are based on the next calculation of a Fund’s NAV after a creation or redemption order is tendered in an acceptable form under the Authorized Participant agreement. In the event of a system failure or other interruption, including disruptions at market makers or Authorized Participants, creation and redemption orders may not be executed according to a Fund’s instructions or may not be executed at all.

Additional information about the creation and redemption of Creation Units (including the cut-off times for the receipt of creation and redemption orders) is included in the Funds’ SAI.

The Funds do not impose restrictions on the frequency of purchases and redemptions of Fund shares directly with a Fund. The Board determined not to adopt policies and procedures designed to prevent or monitor for frequent purchases and redemptions of Fund shares because each Fund generally sells and redeems its shares directly through transactions that are in-kind and/or for cash, with a deadline for placing cash-related transactions no later than the close of the primary markets for the Fund’s portfolio securities. However, the Funds have taken certain measures (e.g., imposing transaction fees on purchases and redemptions of Creation Units and reserving the right to reject purchases of Creation Units under certain circumstances) to minimize the potential consequences of frequent cash purchases and redemptions by Authorized Participants, such as increased tracking error, disruption of portfolio management, dilution to the Funds, and/or increased transaction costs. Further, the vast majority of trading in Fund shares occurs on the secondary market, which does not involve the Funds directly, and such trading is unlikely to cause many of the harmful effects of frequent cash purchases or redemptions of Fund shares.

To the extent a Fund engages in in-kind transactions, the Fund intends to comply with the U.S. federal securities laws in accepting securities for deposit and satisfying redemptions with redemption securities by, among other means, assuring that any securities accepted for deposit and any securities used to satisfy redemption requests will be sold in transactions that would be exempt from registration under the Securities Act of 1933, as amended (the “1933 Act”). Further, an Authorized Participant that is not a “qualified institutional buyer,” as such term is defined in Rule 144A under the 1933 Act, will not be able to receive restricted securities eligible for resale under Rule 144A.

Because Fund shares may be created and issued on an ongoing basis, at any point during the life of a Fund a “distribution,” as such term is used in the 1933 Act, may be occurring. Broker-dealers and other persons are cautioned that some activities on their part may, depending on the circumstances, result in their being deemed participants in a distribution in a manner that could render them statutory underwriters subject to the prospectus delivery and liability provisions of the 1933 Act. Any determination of whether one is an underwriter must take into account all the relevant facts and circumstances of each particular case.

Broker-dealers should also note that dealers who are not “underwriters” but are participating in a distribution (as contrasted to ordinary secondary transactions), and thus dealing with shares that are part of an “unsold allotment” within the meaning of Section 4(a)(3)(C) of the 1933 Act, would be unable to take advantage of the prospectus delivery exemption provided by Section 4(a)(3) of the 1933 Act. For delivery

of prospectuses to exchange members, the prospectus delivery mechanism of Rule 153 under the 1933 Act is available only with respect to transactions on a national securities exchange.

## Householding

Householding is an option available to certain Fund investors. Householding is a method of delivery, based on the preference of the individual investor, in which a single copy of certain shareholder documents can be delivered to investors who share the same address, even if their accounts are registered under different names. Please contact your broker-dealer if you are interested in enrolling in householding and receiving a single copy of prospectuses and other shareholder documents, or if you are currently enrolled in householding and wish to change your householding status.

## Distribution

The Distributor or its agent distributes Creation Units for the iShares ETFs on an agency basis. The Distributor does not maintain a secondary market in shares of the Funds. The Distributor has no role in determining the policies of the Funds or the securities or other assets (as applicable) that are purchased or sold by the Funds. The Distributor's principal address is 50 Hudson Yards, New York, NY 10001.

BFA or its affiliates make payments to broker-dealers, registered investment advisers, banks or other intermediaries (together, "intermediaries") related to marketing activities and presentations, educational training programs, conferences, the development of technology platforms and reporting systems, data provision services, or their making shares of iShares ETFs available to their customers generally and in certain investment programs. Such payments, which may be significant to the intermediary, are not made by the Funds. Rather, such payments are made by BFA or its affiliates from their own resources, which come directly or indirectly in part from fees paid by the iShares ETFs. Payments of this type are sometimes referred to as revenue-sharing payments. A financial intermediary may make decisions about which investment options it recommends or makes available, or the level of services provided, to its customers based on the payments or other financial incentives the intermediary is eligible to receive. Therefore, such payments or other financial incentives that are offered or made to an intermediary create conflicts of interest between the intermediary and its customers and may cause the intermediary to recommend iShares ETFs over another investment. More information regarding these payments is contained in the applicable SAI.

**Please contact your salesperson or other investment professional for more information regarding any such payments that their firm may receive from BFA or its affiliates.**

## Financial Highlights

The financial highlights table for each Fund is intended to help you understand the Fund's financial performance for the past five fiscal years or, if shorter, the period since the Fund's inception. Certain information reflects financial results for a single Fund share. The total return information represents the rate that an investor would have earned (or lost) on an investment in the Fund, assuming reinvestment of all dividends and distributions. This information has been audited by PricewaterhouseCoopers LLP, whose report is included, along with each Fund's financial statements, in the Annual Report for the Fund (available upon request and at [www.ishares.com](http://www.ishares.com)).

### For a share outstanding throughout each period:

	iShares Core Dividend ETF				
	Year Ended 04/30/24	Year Ended 04/30/23	Year Ended 04/30/22	Year Ended 04/30/21	Year Ended 04/30/20
<b>Net asset value, beginning of year</b>	\$ 37.51	\$ 39.14	\$ 38.39	\$ 25.94	\$ 27.96
Net investment income <sup>(a)</sup>	1.27	0.96	0.77	0.70	0.64
Net realized and unrealized gain (loss) <sup>(b)</sup>	5.04	(1.68)	0.68	12.43	(2.02)
Net increase (decrease) from investment operations	6.31	(0.72)	1.45	13.13	(1.38)
Distributions from net investment income <sup>(c)</sup>	(1.24)	(0.91)	(0.70)	(0.68)	(0.64)
<b>Net asset value, end of year</b>	<b>42.58</b>	<b>37.51</b>	<b>39.14</b>	<b>38.39</b>	<b>25.94</b>
<b>Total Return<sup>(d)</sup></b>					
Based on net asset value	17.14%	(1.75)%	3.71%	51.33%	(4.95)%
<b>Ratios to Average Net Assets<sup>(e)</sup></b>					
Total expenses	0.05%	0.15%	0.25%	0.25%	0.25%
Net investment income	3.21%	2.54%	1.87%	2.20%	2.31%
<b>Supplemental Data</b>					
Net assets, end of year (000)	\$332,086	\$260,699	\$260,263	\$67,180	\$24,645
Portfolio turnover rate <sup>(f)</sup>	36%	65%	25%	30%	33%

<sup>(a)</sup> Based on average shares outstanding.

<sup>(b)</sup> The amounts reported for a share outstanding may not accord with the change in aggregate gains and losses in securities for the fiscal period due to the timing of capital share transactions in relation to the fluctuating market values of the Fund's underlying securities.

<sup>(c)</sup> Distributions for annual periods determined in accordance with U.S. federal income tax regulations.

<sup>(d)</sup> Where applicable, assumes the reinvestment of distributions.

<sup>(e)</sup> Excludes fees and expenses incurred indirectly as a result of investments in underlying funds.

<sup>(f)</sup> Portfolio turnover rate excludes in-kind transactions, if any.

**For a share outstanding throughout each period:**

	iShares Core Dividend Growth ETF				
	Year Ended 04/30/24	Year Ended 04/30/23	Year Ended 04/30/22	Year Ended 04/30/21	Year Ended 04/30/20
<b>Net asset value, beginning of year</b>	\$ 50.88	\$ 50.58	\$ 49.87	\$ 36.39	\$ 38.13
Net investment income <sup>(a)</sup>	1.33	1.22	1.10	1.08	0.99
Net realized and unrealized gain (loss) <sup>(b)</sup>	5.07	0.28	0.68	13.44	(1.77)
Net increase (decrease) from investment operations	6.40	1.50	1.78	14.52	(0.78)
Distributions from net investment income <sup>(c)</sup>	(1.33)	(1.20)	(1.07)	(1.04)	(0.96)
<b>Net asset value, end of year</b>	55.95	50.88	50.58	49.87	36.39
<b>Total Return<sup>(d)</sup></b>					
Based on net asset value	12.77%	3.13%	3.51%	40.52%	(2.05)%
<b>Ratios to Average Net Assets<sup>(e)</sup></b>					
Total expenses	0.08%	0.08%	0.08%	0.08%	0.08%
Net investment income	2.53%	2.47%	2.10%	2.53%	2.55%
<b>Supplemental Data</b>					
Net assets, end of year (000)	\$26,484,039	\$23,511,203	\$22,742,798	\$18,403,156	\$9,355,727
Portfolio turnover rate <sup>(f)</sup>	25%	30%	22%	31%	24%

(a) Based on average shares outstanding.

(b) The amounts reported for a share outstanding may not accord with the change in aggregate gains and losses in securities for the fiscal period due to the timing of capital share transactions in relation to the fluctuating market values of the Fund's underlying securities.

(c) Distributions for annual periods determined in accordance with U.S. federal income tax regulations.

(d) Where applicable, assumes the reinvestment of distributions.

(e) Excludes fees and expenses incurred indirectly as a result of investments in underlying funds.

(f) Portfolio turnover rate excludes in-kind transactions, if any.

**For a share outstanding throughout each period:**

	iShares Dow Jones U.S. ETF				
	Year Ended 04/30/24	Year Ended 04/30/23	Year Ended 04/30/22	Year Ended 04/30/21 <sup>(a)</sup>	Year Ended 04/30/20 <sup>(a)</sup>
<b>Net asset value, beginning of year</b>	\$ 101.24	\$ 101.26	\$ 105.12	\$ 71.50	\$ 73.44
Net investment income <sup>(b)</sup>	1.48	1.43	1.23	1.19	1.28
Net realized and unrealized gain (loss) <sup>(c)</sup>	21.33	(0.01)	(3.87)	33.68	(1.75)
Net increase (decrease) from investment operations	22.81	1.42	(2.64)	34.87	(0.47)
Distributions from net investment income <sup>(d)</sup>	(1.49)	(1.44)	(1.22)	(1.25)	(1.47)
<b>Net asset value, end of year</b>	\$ 122.56	\$ 101.24	\$ 101.26	\$ 105.12	\$ 71.50
<b>Total Return<sup>(e)</sup></b>					
Based on net asset value	22.68%	1.50%	(2.61)%	49.18%	(0.63)%
<b>Ratios to Average Net Assets<sup>(f)</sup></b>					
Total expenses	0.20%	0.20%	0.20%	0.20%	0.20%
Net investment income	1.31%	1.48%	1.11%	1.35%	1.72%
<b>Supplemental Data</b>					
Net assets, end of year (000)	\$1,826,136	\$1,554,020	\$1,559,426	\$1,613,580	\$1,158,276
Portfolio turnover rate <sup>(g)</sup>	3%	4%	4%	4%	4%

(a) Per share amounts reflect a two-for-one stock split effective after the close of trading on December 4, 2020.

(b) Based on average shares outstanding.

(c) The amounts reported for a share outstanding may not accord with the change in aggregate gains and losses in securities for the fiscal period due to the timing of capital share transactions in relation to the fluctuating market values of the Fund's underlying securities.

(d) Distributions for annual periods determined in accordance with U.S. federal income tax regulations.

(e) Where applicable, assumes the reinvestment of distributions.

(f) Excludes fees and expenses incurred indirectly as a result of investments in underlying funds.

(g) Portfolio turnover rate excludes in-kind transactions, if any.

**For a share outstanding throughout each period:**

	iShares Morningstar Growth ETF				
	Year Ended 04/30/24	Year Ended 04/30/23	Year Ended 04/30/22	Year Ended 04/30/21 <sup>(a)</sup>	Year Ended 04/30/20 <sup>(a)</sup>
<b>Net asset value, beginning of year</b>	\$ 55.89	\$ 56.30	\$ 61.87	\$ 42.80	\$ 38.08
Net investment income <sup>(b)</sup>	0.46	0.40	0.29	0.14	0.21
Net realized and unrealized gain (loss) <sup>(c)</sup>	16.45	(0.40)	(5.56)	19.07	4.73
Net increase (decrease) from investment operations	16.91	0.00	(5.27)	19.21	4.94
Distributions from net investment income <sup>(d)</sup>	(0.45)	(0.41)	(0.30)	(0.14)	(0.22)
<b>Net asset value, end of year</b>	<b>\$ 72.35</b>	<b>\$ 55.89</b>	<b>\$ 56.30</b>	<b>\$ 61.87</b>	<b>\$ 42.80</b>
<b>Total Return<sup>(e)</sup></b>					
Based on net asset value	30.35%	0.05%	(8.59)%	44.94%	13.04%
<b>Ratios to Average Net Assets<sup>(f)</sup></b>					
Total expenses	0.04%	0.04%	0.04%	0.23%	0.25%
Net investment income	0.70%	0.76%	0.45%	0.27%	0.54%
<b>Supplemental Data</b>					
Net assets, end of year (000)	\$2,011,340	\$1,609,643	\$1,711,617	\$1,887,051	\$1,519,374
Portfolio turnover rate <sup>(g)</sup>	19%	28%	22%	97%	28%

(a) Per share amounts reflect a five-for-one stock split effective after the close of trading on April 16, 2021.

(b) Based on average shares outstanding.

(c) The amounts reported for a share outstanding may not accord with the change in aggregate gains and losses in securities for the fiscal period due to the timing of capital share transactions in relation to the fluctuating market values of the Fund's underlying securities.

(d) Distributions for annual periods determined in accordance with U.S. federal income tax regulations.

(e) Where applicable, assumes the reinvestment of distributions.

(f) Excludes fees and expenses incurred indirectly as a result of investments in underlying funds.

(g) Portfolio turnover rate excludes in-kind transactions, if any.

**For a share outstanding throughout each period:**

	iShares Morningstar Mid-Cap ETF				
	Year Ended 04/30/24	Year Ended 04/30/23	Year Ended 04/30/22	Year Ended 04/30/21 <sup>(a)</sup>	Year Ended 04/30/20 <sup>(a)</sup>
<b>Net asset value, beginning of year</b>	\$ 60.14	\$ 62.39	\$ 65.81	\$ 43.02	\$ 49.08
Net investment income <sup>(b)</sup>	1.10	1.03	0.82	0.57	0.67
Net realized and unrealized gain (loss) <sup>(c)</sup>	8.90	(2.26)	(3.38)	22.83	(6.03)
Net increase (decrease) from investment operations	10.00	(1.23)	(2.56)	23.40	(5.36)
Distributions from net investment income <sup>(d)</sup>	(1.04)	(1.02)	(0.86)	(0.61)	(0.70)
<b>Net asset value, end of year</b>	<b>\$ 69.10</b>	<b>\$ 60.14</b>	<b>\$ 62.39</b>	<b>\$ 65.81</b>	<b>\$ 43.02</b>
<b>Total Return<sup>(e)</sup></b>					
Based on net asset value	16.78%	(1.91)%	(3.99)%	54.74%	(10.99)%
<b>Ratios to Average Net Assets<sup>(f)</sup></b>					
Total expenses	0.04%	0.04%	0.04%	0.22%	0.25%
Net investment income	1.71%	1.72%	1.22%	1.06%	1.39%
<b>Supplemental Data</b>					
Net assets, end of year (000)	\$825,688	\$724,627	\$782,996	\$881,917	\$567,905
Portfolio turnover rate <sup>(g)</sup>	26%	24%	27%	133%	55%

(a) Per share amounts reflect a four-for-one stock split effective after the close of trading on April 16, 2021.

(b) Based on average shares outstanding.

(c) The amounts reported for a share outstanding may not accord with the change in aggregate gains and losses in securities for the fiscal period due to the timing of capital share transactions in relation to the fluctuating market values of the Fund's underlying securities.

(d) Distributions for annual periods determined in accordance with U.S. federal income tax regulations.

(e) Where applicable, assumes the reinvestment of distributions.

(f) Excludes fees and expenses incurred indirectly as a result of investments in underlying funds.

(g) Portfolio turnover rate excludes in-kind transactions, if any.



**For a share outstanding throughout each period:**

	iShares Morningstar Mid-Cap Growth ETF				
	Year Ended 04/30/24	Year Ended 04/30/23	Year Ended 04/30/22	Year Ended 04/30/21 <sup>(a)</sup>	Year Ended 04/30/20 <sup>(a)</sup>
<b>Net asset value, beginning of year</b>	\$ 56.43	\$ 57.83	\$ 66.52	\$ 42.27	\$ 40.66
Net investment income <sup>(b)</sup>	0.56	0.52	0.35	0.07	0.13
Net realized and unrealized gain (loss) <sup>(c)</sup>	10.03	(1.40)	(8.65)	24.23	1.61
Net increase (decrease) from investment operations	10.59	(0.88)	(8.30)	24.30	1.74
Distributions from net investment income <sup>(d)</sup>	(0.55)	(0.52)	(0.39)	(0.05)	(0.13)
<b>Net asset value, end of year</b>	\$ 66.47	\$ 56.43	\$ 57.83	\$ 66.52	\$ 42.27
<b>Total Return<sup>(e)</sup></b>					
Based on net asset value	18.84%	(1.49)%	(12.56)%	57.51%	4.29%
<b>Ratios to Average Net Assets<sup>(f)</sup></b>					
Total expenses	0.06%	0.06%	0.06%	0.27%	0.30%
Net investment income	0.91%	0.93%	0.51%	0.12%	0.31%
<b>Supplemental Data</b>					
Net assets, end of year (000)	\$1,910,932	\$1,399,472	\$1,087,281	\$1,519,880	\$532,633
Portfolio turnover rate <sup>(g)</sup>	34%	43%	43%	90%	26%

(a) Per share amounts reflect a six-for-one stock split effective after the close of trading on April 16, 2021.

(b) Based on average shares outstanding.

(c) The amounts reported for a share outstanding may not accord with the change in aggregate gains and losses in securities for the fiscal period due to the timing of capital share transactions in relation to the fluctuating market values of the Fund's underlying securities.

(d) Distributions for annual periods determined in accordance with U.S. federal income tax regulations.

(e) Where applicable, assumes the reinvestment of distributions.

(f) Excludes fees and expenses incurred indirectly as a result of investments in underlying funds.

(g) Portfolio turnover rate excludes in-kind transactions, if any.

**For a share outstanding throughout each period:**

	iShares Morningstar Mid-Cap Value ETF				
	Year Ended 04/30/24	Year Ended 04/30/23	Year Ended 04/30/22	Year Ended 04/30/21 <sup>(a)</sup>	Year Ended 04/30/20 <sup>(a)</sup>
<b>Net asset value, beginning of year</b>	\$ 62.19	\$ 65.46	\$ 64.01	\$ 40.13	\$ 53.28
Net investment income <sup>(b)</sup>	1.62	1.53	1.24	1.14	1.50
Net realized and unrealized gain (loss) <sup>(c)</sup>	7.26	(3.29)	1.50	23.92	(13.08)
Net increase (decrease) from investment operations	8.88	(1.76)	2.74	25.06	(11.58)
Distributions from net investment income <sup>(d)</sup>	(1.51)	(1.51)	(1.29)	(1.18)	(1.57)
<b>Net asset value, end of year</b>	\$ 69.56	\$ 62.19	\$ 65.46	\$ 64.01	\$ 40.13
<b>Total Return<sup>(e)</sup></b>					
Based on net asset value	14.49%	(2.60)%	4.28%	63.45%	(22.07)%
<b>Ratios to Average Net Assets<sup>(f)</sup></b>					
Total expenses	0.06%	0.06%	0.06%	0.27%	0.30%
Net investment income	2.50%	2.44%	1.88%	2.32%	2.95%
<b>Supplemental Data</b>					
Net assets, end of year (000)	\$598,230	\$516,215	\$497,491	\$457,694	\$331,048
Portfolio turnover rate <sup>(g)</sup>	43%	37%	42%	95%	51%

(a) Per share amounts reflect a three-for-one stock split effective after the close of trading on April 16, 2021.

(b) Based on average shares outstanding.

(c) The amounts reported for a share outstanding may not accord with the change in aggregate gains and losses in securities for the fiscal period due to the timing of capital share transactions in relation to the fluctuating market values of the Fund's underlying securities.

(d) Distributions for annual periods determined in accordance with U.S. federal income tax regulations.

(e) Where applicable, assumes the reinvestment of distributions.

(f) Excludes fees and expenses incurred indirectly as a result of investments in underlying funds.

(g) Portfolio turnover rate excludes in-kind transactions, if any.

**For a share outstanding throughout each period:**

	iShares Morningstar Small-Cap ETF				
	Year Ended 04/30/24	Year Ended 04/30/23	Year Ended 04/30/22	Year Ended 04/30/21 <sup>(a)</sup>	Year Ended 04/30/20 <sup>(a)</sup>
<b>Net asset value, beginning of year</b>	\$ 46.57	\$ 48.77	\$ 58.27	\$ 35.60	\$ 43.90
Net investment income <sup>(b)</sup>	0.77	0.79	0.72	0.56	0.57
Net realized and unrealized gain (loss) <sup>(c)</sup>	5.86	(2.20)	(9.50)	22.71	(8.23)
Net increase (decrease) from investment operations	6.63	(1.41)	(8.78)	23.27	(7.66)
Distributions from net investment income <sup>(d)</sup>	(0.76)	(0.79)	(0.72)	(0.60)	(0.64)
<b>Net asset value, end of year</b>	52.44	46.57	48.77	58.27	35.60
<b>Total Return<sup>(e)</sup></b>					
Based on net asset value	14.32%	(2.85)%	(15.22)%	65.95%	(17.58)%
<b>Ratios to Average Net Assets<sup>(f)</sup></b>					
Total expenses	0.04%	0.04%	0.04%	0.22%	0.25%
Net investment income	1.54%	1.67%	1.28%	1.24%	1.34%
<b>Supplemental Data</b>					
Net assets, end of year (000)	\$209,767	\$200,259	\$199,971	\$241,801	\$185,115
Portfolio turnover rate <sup>(g)</sup>	28%	28%	41%	175%	62%

<sup>(a)</sup> Per share amounts reflect a four-for-one stock split effective after the close of trading on April 16, 2021.

<sup>(b)</sup> Based on average shares outstanding.

<sup>(c)</sup> The amounts reported for a share outstanding may not accord with the change in aggregate gains and losses in securities for the fiscal period due to the timing of capital share transactions in relation to the fluctuating market values of the Fund's underlying securities.

<sup>(d)</sup> Distributions for annual periods determined in accordance with U.S. federal income tax regulations.

<sup>(e)</sup> Where applicable, assumes the reinvestment of distributions.

<sup>(f)</sup> Excludes fees and expenses incurred indirectly as a result of investments in underlying funds.

<sup>(g)</sup> Portfolio turnover rate excludes in-kind transactions, if any.

**For a share outstanding throughout each period:**

	iShares Morningstar Small-Cap Growth ETF				
	Year Ended 04/30/24	Year Ended 04/30/23	Year Ended 04/30/22	Year Ended 04/30/21 <sup>(a)</sup>	Year Ended 04/30/20 <sup>(a)</sup>
<b>Net asset value, beginning of year</b>	\$ 38.31	\$ 39.27	\$ 51.60	\$ 31.92	\$ 34.17
Net investment income <sup>(b)</sup>	0.32	0.35	0.31	0.05	0.08
Net realized and unrealized gain (loss) <sup>(c)</sup>	5.25	(0.94)	(12.30)	19.68	(2.24)
Net increase (decrease) from investment operations	5.57	(0.59)	(11.99)	19.73	(2.16)
Distributions from net investment income <sup>(d)</sup>	(0.32)	(0.37)	(0.34)	(0.05)	(0.09)
<b>Net asset value, end of year</b>	\$ 43.56	\$ 38.31	\$ 39.27	\$ 51.60	\$ 31.92
<b>Total Return<sup>(e)</sup></b>					
Based on net asset value	14.57%	(1.45)%	(23.36)%	61.86%	(6.32)%
<b>Ratios to Average Net Assets<sup>(f)</sup></b>					
Total expenses	0.06%	0.06%	0.06%	0.26%	0.30%
Net investment income	0.76%	0.94%	0.65%	0.11%	0.24%
<b>Supplemental Data</b>					
Net assets, end of year (000)	\$529,244	\$402,287	\$318,118	\$766,315	\$191,512
Portfolio turnover rate <sup>(g)</sup>	44%	52%	58%	156%	57%

<sup>(a)</sup> Per share amounts reflect a six-for-one stock split effective after the close of trading on April 16, 2021.

<sup>(b)</sup> Based on average shares outstanding.

<sup>(c)</sup> The amounts reported for a share outstanding may not accord with the change in aggregate gains and losses in securities for the fiscal period due to the timing of capital share transactions in relation to the fluctuating market values of the Fund's underlying securities.

<sup>(d)</sup> Distributions for annual periods determined in accordance with U.S. federal income tax regulations.

<sup>(e)</sup> Where applicable, assumes the reinvestment of distributions.

<sup>(f)</sup> Excludes fees and expenses incurred indirectly as a result of investments in underlying funds.

<sup>(g)</sup> Portfolio turnover rate excludes in-kind transactions, if any.

**For a share outstanding throughout each period:**

	iShares Morningstar Small-Cap Value ETF				
	Year Ended 04/30/24	Year Ended 04/30/23	Year Ended 04/30/22	Year Ended 04/30/21 <sup>(a)</sup>	Year Ended 04/30/20 <sup>(a)</sup>
<b>Net asset value, beginning of year</b>	\$ 51.33	\$ 54.82	\$ 58.31	\$ 32.95	\$ 47.85
Net investment income <sup>(b)</sup>	1.24	1.24	1.03	0.89	1.02
Net realized and unrealized gain (loss) <sup>(c)</sup>	5.82	(3.55)	(3.43)	25.39	(14.74)
Net increase (decrease) from investment operations	7.06	(2.31)	(2.40)	26.28	(13.72)
Distributions from net investment income <sup>(d)</sup>	(1.27)	(1.18)	(1.09)	(0.92)	(1.18)
<b>Net asset value, end of year</b>	<b>\$ 57.12</b>	<b>\$ 51.33</b>	<b>\$ 54.82</b>	<b>\$ 58.31</b>	<b>\$ 32.95</b>
<b>Total Return<sup>(e)</sup></b>					
Based on net asset value	13.85%	(4.20)%	(4.19)%	80.90%	(29.05)%
<b>Ratios to Average Net Assets<sup>(f)</sup></b>					
Total expenses	0.06%	0.06%	0.06%	0.26%	0.30%
Net investment income	2.26%	2.33%	1.76%	2.07%	2.34%
<b>Supplemental Data</b>					
Net assets, end of year (000)	\$396,951	\$387,526	\$367,323	\$446,078	\$257,012
Portfolio turnover rate <sup>(g)</sup>	45%	41%	47%	145%	65%

(a) Per share amounts reflect a three-for-one stock split effective after the close of trading on April 16, 2021.

(b) Based on average shares outstanding.

(c) The amounts reported for a share outstanding may not accord with the change in aggregate gains and losses in securities for the fiscal period due to the timing of capital share transactions in relation to the fluctuating market values of the Fund's underlying securities.

(d) Distributions for annual periods determined in accordance with U.S. federal income tax regulations.

(e) Where applicable, assumes the reinvestment of distributions.

(f) Excludes fees and expenses incurred indirectly as a result of investments in underlying funds.

(g) Portfolio turnover rate excludes in-kind transactions, if any.

**For a share outstanding throughout each period:**

	iShares Morningstar U.S. Equity ETF				
	Year Ended 04/30/24	Year Ended 04/30/23	Year Ended 04/30/22	Year Ended 04/30/21 <sup>(a)</sup>	Year Ended 04/30/20 <sup>(a)</sup>
<b>Net asset value, beginning of year</b>	\$ 57.11	\$ 57.06	\$ 59.02	\$ 40.80	\$ 41.90
Net investment income <sup>(b)</sup>	0.94	0.90	0.79	0.66	0.81
Net realized and unrealized gain (loss) <sup>(c)</sup>	12.35	0.04	(1.95)	18.21	(0.88)
Net increase (decrease) from investment operations	13.29	0.94	(1.16)	18.87	(0.07)
Distributions from net investment income <sup>(d)</sup>	(0.94)	(0.89)	(0.80)	(0.65)	(1.03)
<b>Net asset value, end of year</b>	<b>69.46</b>	<b>57.11</b>	<b>57.06</b>	<b>59.02</b>	<b>40.80</b>
<b>Total Return<sup>(e)</sup></b>					
Based on net asset value	23.44%	1.77%	(2.08)%	46.58%	(0.13)%
<b>Ratios to Average Net Assets<sup>(f)</sup></b>					
Total expenses	0.03%	0.03%	0.03%	0.18%	0.20%
Net investment income	1.48%	1.65%	1.27%	1.32%	1.90%
<b>Supplemental Data</b>					
Net assets, end of year (000)	\$857,809	\$748,145	\$790,314	\$891,187	\$718,065
Portfolio turnover rate <sup>(g)</sup>	5%	4%	6%	131%	49%

(a) Per share amounts reflect a four-for-one stock split effective after the close of trading on April 16, 2021.

(b) Based on average shares outstanding.

(c) The amounts reported for a share outstanding may not accord with the change in aggregate gains and losses in securities for the fiscal period due to the timing of capital share transactions in relation to the fluctuating market values of the Fund's underlying securities.

(d) Distributions for annual periods determined in accordance with U.S. federal income tax regulations.

(e) Where applicable, assumes the reinvestment of distributions.

(f) Excludes fees and expenses incurred indirectly as a result of investments in underlying funds.

(g) Portfolio turnover rate excludes in-kind transactions, if any.

**For a share outstanding throughout each period:**

	iShares Morningstar Value ETF				
	Year Ended 04/30/24	Year Ended 04/30/23	Year Ended 04/30/22	Year Ended 04/30/21 <sup>(a)</sup>	Year Ended 04/30/20 <sup>(a)</sup>
<b>Net asset value, beginning of year</b>	\$ 64.93	\$ 64.89	\$ 63.68	\$ 48.12	\$ 54.18
Net investment income <sup>(b)</sup>	1.61	1.54	1.38	1.55	1.65
Net realized and unrealized gain (loss) <sup>(c)</sup>	8.81	0.00 <sup>(d)</sup>	1.20	15.58	(6.04)
Net increase (decrease) from investment operations	10.42	1.54	2.58	17.13	(4.39)
Distributions from net investment income <sup>(e)</sup>	(1.59)	(1.50)	(1.37)	(1.57)	(1.67)
<b>Net asset value, end of year</b>	<b>73.76</b>	<b>64.93</b>	<b>64.89</b>	<b>63.68</b>	<b>48.12</b>
<b>Total Return<sup>(f)</sup></b>					
Based on net asset value	16.27%	2.53%	4.02%	36.36%	(8.23)%
<b>Ratios to Average Net Assets<sup>(g)</sup></b>					
Total expenses	0.04%	0.04%	0.04%	0.22%	0.25%
Net investment income	2.34%	2.43%	2.08%	2.88%	3.06%
<b>Supplemental Data</b>					
Net assets, end of year (000)	\$896,228	\$782,374	\$788,443	\$687,758	\$447,483
Portfolio turnover rate <sup>(h)</sup>	22%	27%	21%	112%	36%

<sup>(a)</sup> Per share amounts reflect a two-for-one stock split effective after the close of trading on April 16, 2021.

<sup>(b)</sup> Based on average shares outstanding.

<sup>(c)</sup> The amounts reported for a share outstanding may not accord with the change in aggregate gains and losses in securities for the fiscal period due to the timing of capital share transactions in relation to the fluctuating market values of the Fund's underlying securities.

<sup>(d)</sup> Amount is less than \$0.005 per share.

<sup>(e)</sup> Distributions for annual periods determined in accordance with U.S. federal income tax regulations.

<sup>(f)</sup> Where applicable, assumes the reinvestment of distributions.

<sup>(g)</sup> Excludes fees and expenses incurred indirectly as a result of investments in underlying funds.

<sup>(h)</sup> Portfolio turnover rate excludes in-kind transactions, if any.

**For a share outstanding throughout each period:**

	iShares MSCI KLD 400 Social ETF				
	Year Ended 04/30/24	Year Ended 04/30/23	Year Ended 04/30/22	Year Ended 04/30/21 <sup>(a)</sup>	Year Ended 04/30/20 <sup>(a)</sup>
<b>Net asset value, beginning of year</b>	\$ 78.33	\$ 78.64	\$ 80.24	\$ 55.03	\$ 54.88
Net investment income <sup>(b)</sup>	1.08	1.05	0.92	0.86	0.90
Net realized and unrealized gain (loss) <sup>(c)</sup>	17.84	(0.31)	(1.61)	25.19	0.14
Net increase (decrease) from investment operations	18.92	0.74	(0.69)	26.05	1.04
Distributions from net investment income <sup>(d)</sup>	(1.06)	(1.05)	(0.91)	(0.84)	(0.89)
<b>Net asset value, end of year</b>	<b>\$ 96.19</b>	<b>\$ 78.33</b>	<b>\$ 78.64</b>	<b>\$ 80.24</b>	<b>\$ 55.03</b>
<b>Total Return<sup>(e)</sup></b>					
Based on net asset value	24.31%	1.03%	(0.95)%	47.69%	1.95%
<b>Ratios to Average Net Assets<sup>(f)</sup></b>					
Total expenses	0.25%	0.25%	0.25%	0.25%	0.25%
Net investment income	1.23%	1.40%	1.07%	1.27%	1.61%
<b>Supplemental Data</b>					
Net assets, end of year (000)	\$4,246,773	\$3,536,465	\$3,613,714	\$3,109,465	\$1,793,824
Portfolio turnover rate <sup>(g)</sup>	5%	4%	6%	5%	6%

<sup>(a)</sup> Per share amounts reflect a two-for-one stock split effective after the close of trading on December 4, 2020.

<sup>(b)</sup> Based on average shares outstanding.

<sup>(c)</sup> The amounts reported for a share outstanding may not accord with the change in aggregate gains and losses in securities for the fiscal period due to the timing of capital share transactions in relation to the fluctuating market values of the Fund's underlying securities.

<sup>(d)</sup> Distributions for annual periods determined in accordance with U.S. federal income tax regulations.

<sup>(e)</sup> Where applicable, assumes the reinvestment of distributions.

<sup>(f)</sup> Excludes fees and expenses incurred indirectly as a result of investments in underlying funds.

<sup>(g)</sup> Portfolio turnover rate excludes in-kind transactions, if any.

**For a share outstanding throughout each period:**

	iShares MSCI USA ESG Select ETF				
	Year Ended 04/30/24	Year Ended 04/30/23	Year Ended 04/30/22	Year Ended 04/30/21 <sup>(a)</sup>	Year Ended 04/30/20 <sup>(a)</sup>
<b>Net asset value, beginning of year</b>	\$ 88.35	\$ 88.58	\$ 92.11	\$ 61.68	\$ 61.08
Net investment income <sup>(b)</sup>	1.36	1.32	1.09	1.03	1.00
Net realized and unrealized gain (loss) <sup>(c)</sup>	16.11	(0.26)	(3.54)	30.38	0.65
Net increase (decrease) from investment operations	17.47	1.06	(2.45)	31.41	1.65
Distributions from net investment income <sup>(d)</sup>	(1.33)	(1.29)	(1.08)	(0.98)	(1.05)
<b>Net asset value, end of year</b>	<b>\$ 104.49</b>	<b>\$ 88.35</b>	<b>\$ 88.58</b>	<b>\$ 92.11</b>	<b>\$ 61.68</b>
<b>Total Return<sup>(e)</sup></b>					
Based on net asset value	19.90%	1.30%	(2.77)%	51.29%	2.76%
<b>Ratios to Average Net Assets<sup>(f)</sup></b>					
Total expenses	0.25%	0.25%	0.25%	0.25%	0.25%
Net investment income	1.41%	1.55%	1.11%	1.31%	1.61%
<b>Supplemental Data</b>					
Net assets, end of year (000)	<u>\$3,333,158</u>	<u>\$3,260,028</u>	<u>\$3,662,646</u>	<u>\$3,057,931</u>	<u>\$1,289,055</u>
Portfolio turnover rate <sup>(g)</sup>	<u>16%</u>	<u>18%</u>	<u>19%</u>	<u>27%</u>	<u>13%</u>

<sup>(a)</sup> Per share amounts reflect a two-for-one stock split effective after the close of trading on December 4, 2020.

<sup>(b)</sup> Based on average shares outstanding.

<sup>(c)</sup> The amounts reported for a share outstanding may not accord with the change in aggregate gains and losses in securities for the fiscal period due to the timing of capital share transactions in relation to the fluctuating market values of the Fund's underlying securities.

<sup>(d)</sup> Distributions for annual periods determined in accordance with U.S. federal income tax regulations.

<sup>(e)</sup> Where applicable, assumes the reinvestment of distributions.

<sup>(f)</sup> Excludes fees and expenses incurred indirectly as a result of investments in underlying funds.

<sup>(g)</sup> Portfolio turnover rate excludes in-kind transactions, if any.

## Index Providers and Disclaimers

The Index Providers are not affiliated with the Trust, BFA, the Distributor or any of their respective affiliates. BFA or its affiliates have entered into a license agreement with the Index Providers to use the respective Underlying Indexes. BFA or its affiliates sublicense rights in each Underlying Index for use by the applicable Fund at no charge.

The past performance of an Underlying Index is not a guide to future performance. BFA and its affiliates do not guarantee the accuracy or the completeness of an Underlying Index or any data included therein, and BFA and its affiliates shall have no liability for any errors, omissions or interruptions therein. BFA and its affiliates make no warranty, express or implied, to the owners of shares of a Fund or to any other person or entity, as to results to be obtained by a Fund from the use of an Underlying Index or any data included therein. Without limiting any of the foregoing, in no event shall BFA or its affiliates have any liability for any special, punitive, direct, indirect, consequential or any other damages (including lost profits), even if notified of the possibility of such damages.

### **Morningstar, Inc.**

Morningstar, Inc. (“Morningstar”) is a leading provider of independent investment research in North America, Europe, Australia, and Asia. Morningstar offers an extensive line of products and services for individual investors, financial advisors, asset managers, retirement plan providers and sponsors, and institutional investors in the debt and private capital markets. Morningstar provides data and research insights on a wide range of investment offerings, including managed investment products, publicly listed companies, private capital markets, debt securities, and real-time global market data. Morningstar also offers investment management services through its investment advisory subsidiaries, with approximately \$264 billion in assets under advisement and management as of September 30, 2023. Morningstar has operations in 32 countries.

The following applies with respect to each Underlying Index provided by Morningstar:

The Fund is not sponsored, endorsed, sold or promoted by Morningstar. Morningstar makes no representation or warranty, express or implied, to the owners of shares of the Fund or any member of the public regarding the advisability of investing in securities generally or in the Fund in particular, or the ability of the Underlying Index to track general market performance. Morningstar’s only relationship to the Trust and BFA or its affiliates is the licensing of certain trademarks and trade names of Morningstar and of the Underlying Index which is determined, composed and calculated by Morningstar without regard to the Trust, BFA or its affiliates or the Fund. Morningstar has no obligation to take the needs of BFA or its affiliates or the owners of shares of the Fund into consideration in determining, composing or calculating the Underlying Index. Morningstar is not responsible for and has not participated in the determination of the prices and amount of shares of the Fund, or the timing of the issuance or sale of such shares or in the determination or calculation of the equation by which shares of the Fund are to be converted into cash. Morningstar has no obligation or liability in connection with the administration, marketing or trading of shares of the Fund. Morningstar does not guarantee the accuracy or the completeness of the Underlying Index or any data included therein and Morningstar shall have no liability for any errors, omissions or interruptions therein.

Morningstar makes no warranty, express or implied, as to results to be obtained by BFA or its affiliates, owners of shares of the Fund or any other person or entity from the use of the Underlying Index or any data included therein. Morningstar makes no express or implied warranties and expressly disclaims all warranties of merchantability or fitness for a particular purpose or use with respect to the Underlying Index or any data included therein. Without limiting any of the foregoing, in no event shall Morningstar have any liability for any special, punitive, direct, indirect or consequential damages (including lost profits) resulting from the use of the Underlying Index or any data included therein, even if notified of the possibility of such damages.

### **MSCI Inc.**

MSCI Inc. (“MSCI”) is a provider of investment decision support tools to investors globally. MSCI products and services include indices, portfolio risk and performance analytics, and governance tools.

The following applies with respect to each Underlying Index provided by MSCI:

The Fund is not sponsored, endorsed, sold or promoted by MSCI or any affiliate of MSCI. Neither MSCI nor any other party makes any representation or warranty, express or implied, to the owners of shares of the Fund or any member of the public regarding the advisability of investing in funds generally or in the Fund particularly or the ability of the Underlying Index to track general market performance. MSCI is the licensor of certain trademarks, service marks and trade names of MSCI and of the Underlying Index, which is determined, composed and calculated by MSCI without regard to the issuer of the Fund’s securities or the Fund. MSCI has no obligation to take the needs of the issuer of the Fund’s securities or the owners of shares of the Fund into consideration in determining, composing or calculating the Underlying Index. MSCI is not responsible for and has not participated in the determination of the timing of, prices at, or quantities of the Fund’s shares to be issued or in the determination or calculation of the equation by which the Fund’s shares are redeemable for cash. Neither MSCI nor any other party has any obligation or liability to owners of shares of the Fund in connection with the administration, marketing or trading of the Fund’s shares.

ALTHOUGH MSCI SHALL OBTAIN INFORMATION FOR INCLUSION IN OR FOR USE IN THE CALCULATION OF THE INDEXES FROM SOURCES WHICH MSCI CONSIDERS RELIABLE, NEITHER MSCI NOR ANY OTHER PARTY GUARANTEES THE ACCURACY AND/OR THE COMPLETENESS OF THE INDEXES OR ANY DATA INCLUDED THEREIN. NEITHER MSCI NOR ANY OTHER PARTY MAKES ANY WARRANTY, EXPRESS OR IMPLIED, AS TO RESULTS TO BE OBTAINED BY LICENSEE, LICENSEE’S CUSTOMERS AND COUNTERPARTIES, OWNERS OF

SHARES OF THE FUND, OR ANY OTHER PERSON OR ENTITY FROM THE USE OF THE INDEXES OR ANY DATA INCLUDED THEREIN IN CONNECTION WITH THE RIGHTS LICENSED HEREUNDER OR FOR ANY OTHER USE. NEITHER MSCI NOR ANY OTHER PARTY MAKES ANY EXPRESS OR IMPLIED WARRANTIES, AND MSCI HEREBY EXPRESSLY DISCLAIMS ALL WARRANTIES OF MERCHANTABILITY OR FITNESS FOR A PARTICULAR PURPOSE WITH RESPECT TO THE INDEXES OR ANY DATA INCLUDED THEREIN. WITHOUT LIMITING ANY OF THE FOREGOING, IN NO EVENT SHALL MSCI OR ANY OTHER PARTY HAVE ANY LIABILITY FOR ANY DIRECT, INDIRECT, SPECIAL, PUNITIVE, CONSEQUENTIAL OR ANY OTHER DAMAGES (INCLUDING LOST PROFITS) EVEN IF NOTIFIED OF THE POSSIBILITY OF SUCH DAMAGES.

### **S&P Dow Jones Indices LLC**

S&P Dow Jones Indices LLC (“SPDJI”) is a resource for index-based concepts, data and research. SPDJI provides financial, economic and investment information and analytical services to the financial community. SPDJI calculates and maintains the S&P Global 1200, which includes the S&P 500® for the U.S., the S&P Europe 350 for Continental Europe, Ireland and the U.K., the S&P/TOPIX 150 for Japan, the S&P Asia 50, the S&P/TSX 60TM for Canada, the S&P/ASX 50 and the S&P Latin America 40. SPDJI also publishes the S&P MidCap 400®, S&P SmallCap 600®, S&P Total Market Index and S&P U.S. REIT for the U.S. SPDJI calculates and maintains the S&P Global Broad Market Index (BMI) Series, a set of rules-based equity benchmarks covering developed and emerging countries around the world. Company additions to and deletions from an S&P equity index do not in any way reflect an opinion on the investment merits of the company.

The following applies with respect to each Underlying Index provided by SPDJI:

The Underlying Index is a product of SPDJI, and has been licensed for use by BFA or its affiliates. Standard & Poor’s® and S&P® are registered trademarks of Standard & Poor’s Financial Services LLC, a division of S&P Global (“S&P”); Dow Jones® is a registered trademark of Dow Jones Trademark Holdings LLC (“Dow Jones”) and these trademarks have been licensed for use by SPDJI and sublicensed for certain purposes by the Trust. The Fund is not sponsored, endorsed, sold or promoted by SPDJI, Dow Jones, S&P, or any of their respective affiliates (collectively, “S&P Dow Jones Indices”). S&P Dow Jones Indices make no representation or warranty, express or implied, to the owners of shares of the Fund or any member of the public regarding the advisability of investing in securities generally or in the Fund in particular or the ability of the Underlying Index to track general market performance. S&P Dow Jones Indices’ only relationship to the Trust and BFA and their affiliates with respect to the Underlying Index is the licensing of the Underlying Index and certain trademarks, service marks and/or trade names of S&P Dow Jones Indices and/or its third party licensors. The Underlying Index is determined, composed and calculated by S&P Dow Jones Indices without regard to the Trust, BFA or its affiliates or the Fund. S&P Dow Jones Indices have no obligation to take the needs of BFA or its affiliates or the owners of shares of the Fund into consideration in determining, composing or calculating the Underlying Index. S&P Dow Jones Indices are not responsible for and have not participated in the determination of the prices, and amount of shares of the Fund or the timing of the issuance or sale of such shares or in the determination or calculation of the equation by which shares of the Fund are to be converted into cash, surrendered or redeemed, as the case may be. S&P Dow Jones Indices have no obligation or liability in connection with the administration, marketing or trading of shares of the Fund. There is no assurance that investment products based on the Underlying Index will accurately track index performance or provide positive investment returns. SPDJI is not an investment adviser. Inclusion of a security within an index is not a recommendation by S&P Dow Jones Indices to buy, sell, or hold such security, nor is it considered to be investment advice.

S&P DOW JONES INDICES DO NOT GUARANTEE THE ADEQUACY, ACCURACY, TIMELINESS AND/OR THE COMPLETENESS OF THE UNDERLYING INDEX OR ANY DATA RELATED THERETO OR ANY COMMUNICATION, INCLUDING BUT NOT LIMITED TO, ORAL OR WRITTEN COMMUNICATION (INCLUDING ELECTRONIC COMMUNICATIONS) WITH RESPECT THERETO. S&P DOW JONES INDICES SHALL NOT BE SUBJECT TO ANY DAMAGES OR LIABILITY FOR ANY ERRORS, OMISSIONS, OR DELAYS THEREIN. S&P DOW JONES INDICES MAKE NO EXPRESS OR IMPLIED WARRANTIES, AND EXPRESSLY DISCLAIM ALL WARRANTIES, OF MERCHANTABILITY OR FITNESS FOR A PARTICULAR PURPOSE OR USE OR AS TO RESULTS TO BE OBTAINED BY BFA OR ITS AFFILIATES, OWNERS OF SHARES OF THE FUND, OR ANY OTHER PERSON OR ENTITY FROM THE USE OF THE UNDERLYING INDEX OR WITH RESPECT TO ANY DATA RELATED THERETO. WITHOUT LIMITING ANY OF THE FOREGOING, IN NO EVENT WHATSOEVER SHALL S&P DOW JONES INDICES BE LIABLE FOR ANY INDIRECT, SPECIAL, INCIDENTAL, PUNITIVE, OR CONSEQUENTIAL DAMAGES INCLUDING, BUT NOT LIMITED TO, LOSS OF PROFITS, TRADING LOSSES, LOST TIME OR GOODWILL, EVEN IF THEY HAVE BEEN ADVISED OF THE POSSIBILITY OF SUCH DAMAGES, WHETHER IN CONTRACT, TORT, STRICT LIABILITY, OR OTHERWISE. THERE ARE NO THIRD PARTY BENEFICIARIES OF ANY AGREEMENTS OR ARRANGEMENTS BETWEEN S&P DOW JONES INDICES AND BFA OR ITS AFFILIATES, OTHER THAN THE LICENSORS OF S&P DOW JONES INDICES.

## Want to know more?

iShares.com | 1-800-474-2737 (1-800-iShares)

Information on each Fund's net asset value, market price, premiums and discounts, and bid-ask spreads can be found at [www.iShares.com](http://www.iShares.com). Copies of each Fund's Prospectus, SAI, shareholder reports and other information, as applicable and when available, can be found at [www.iShares.com](http://www.iShares.com). For more information about a Fund, you may request a copy of the Fund's SAI. The SAI provides detailed information about the Fund and is incorporated by reference into the Fund's Prospectus. This means that the SAI, for legal purposes, is a part of the Fund's Prospectus.

Additional information about each Fund's investments is, or will be, available in the Fund's Annual and Semi-Annual Reports to shareholders. In a Fund's Annual Report, you will find a discussion of the market conditions and investment strategies that significantly affected the Fund's performance during the last fiscal year.

If you have any questions about the Trust or shares of a Fund or you wish to obtain a Fund's SAI, Semi-Annual or Annual Report free of charge, please:

Call: 1-800-iShares or 1-800-474-2737 (toll free)  
Monday through Friday, 8:30 a.m. to 6:30 p.m. (Eastern time)  
Email: [iSharesETFs@blackrock.com](mailto:iSharesETFs@blackrock.com)  
Write: c/o BlackRock Investments, LLC  
1 University Square Drive, Princeton, NJ 08540

Reports and other information about each Fund are available on the EDGAR database on the SEC's website at [www.sec.gov](http://www.sec.gov), and copies of this information may be obtained, after paying a duplicating fee, by electronic request at the following email address: [publicinfo@sec.gov](mailto:publicinfo@sec.gov).

*No person is authorized to give any information or to make any representations about a Fund and its shares not contained in this Prospectus and you should not rely on any other information. Read and keep this Prospectus for future reference.*

©2024 BlackRock, Inc. All rights reserved. **iSHARES**® and **BLACKROCK**® are registered trademarks of BlackRock Fund Advisors and its affiliates. All other marks are the property of their respective owners.

Investment Company Act File No.: 811-09729

IS-P-430B-0824

**iShares**  
by BlackRock

Go paperless. . .  
It's Easy, Economical and Green!  
Go to [www.icsdelivery.com](http://www.icsdelivery.com)

