



Management workers

This occupational group includes chief executives, general and operations managers, advertising and promotions managers, construction, administrative services managers, financial managers, industrial production managers, transportation managers, storage managers, distribution managers, compensation and benefits managers, human resources managers, training managers, development managers, and education administrators.

Cognitive and mental requirements

The qualifications that workers need to use judgment, make decisions, interact with others, and adapt to changes in jobs.

In 2023, verbal interactions were required constantly (every few minutes) for 19.4 percent of management workers, and were required not constantly, but more than once per hour for 69.0 percent.

Table 1. Percentage of management workers with cognitive and mental requirements, 2023

Requirement	Yes	No
Pace: Pause control	97.5	2.5
Interaction with general public	90.1	9.9
Working around crowds	2.3	97.7
Telework	33.0	67.0
Work review: Supervising others	92.0	8.0
Work review: Presence of supervisor	31.5	68.5

Source: U.S. Bureau of Labor Statistics, Occupational Requirements Survey

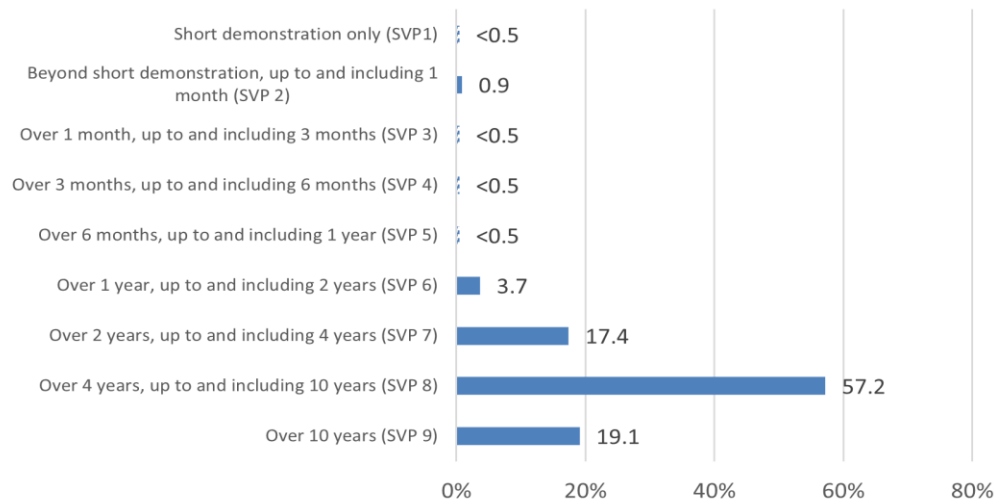
Education, training, and experience requirements

The minimum level of formal education required, credentials necessary, on-the-job training, and prior work experience necessary for average performance in jobs.

In 2023, credentials were required for 47.3 percent of management workers. Prior work experience was required for 95.6 percent and on-the-job training was required for 54.0 percent.

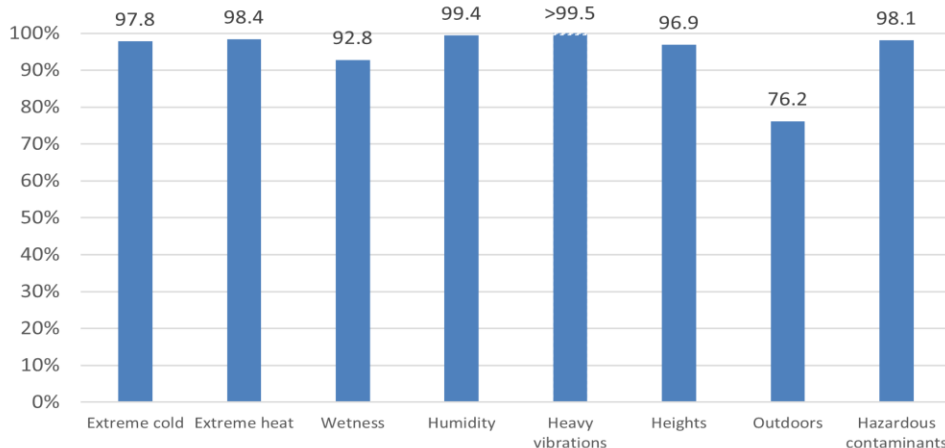
A bachelor's degree was required for 56.6 percent of management workers.

Chart 1. Percentage of management workers by specific preparation time (SVP) level, 2023



Note: Striped bars represent range estimates where precise value is unpublished.
Source: U.S. Bureau of Labor Statistics, Occupational Requirements Survey

Chart 2. Percentage of management workers without exposure to environmental conditions, 2023



Note: Striped bars represent range estimates where precise value is unpublished.

Source: U.S. Bureau of Labor Statistics, Occupational Requirements Survey

Environmental conditions

The various tangible or concrete hazards or difficulties that are in the vicinity of where jobs' critical tasks are performed.

In 2023, 97.8 percent of management workers were not exposed to extreme cold, and 98.4 percent were not exposed to extreme heat. Wetness was not present for 92.8 percent, greater than 99.5 percent were not exposed to heavy vibrations, and 76.2 percent were not exposed to the outdoors.

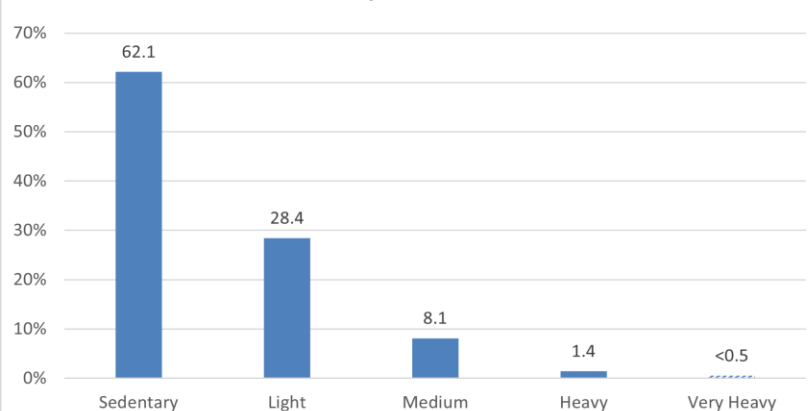
Physical demands

Refer to the physical activities required to perform tasks in jobs. The presence and, in some cases, duration of these activities are published.

In 2023, keyboarding was required for 98.9 percent of management workers and was not required for 1.1 percent. For 1.2 percent of workers, keyboarding was seldom performed, for 41.0 percent keyboarding occurred occasionally, 54.9 percent frequently, and for 1.6 percent keyboarding occurred constantly.

Performing work in low postures was required for 17.3 percent of management workers and was not required for 82.7 percent.

Chart 3. Percentage of management workers by strength level requirements, 2023



Note: Striped bars represent range estimates where precise value is unpublished.

Source: U.S. Bureau of Labor Statistics, Occupational Requirements Survey

The choice to sit or stand when performing critical tasks was available to 88.5 percent of management workers. On average, workers spent 72.6 percent of the workday sitting and 27.4 percent of the workday standing.

Table 2. Percentage of management workers with physical demands, 2023

Requirement	Yes	No
Choice of sitting or standing	88.5	11.5
Driving	36.0	64.0
Climbing structure-related ramps or stairs	17.3	82.7

Source: U.S. Bureau of Labor Statistics, Occupational Requirements Survey