

Contents

[Summary](#)

[Mining & Logging](#)

[Construction](#)

[Manufacturing](#)

[Wholesale Trade](#)

[Retail Trade](#)

[Transportation, Warehousing, & Utilities](#)

[Information](#)

[Financial Activities](#)

[Professional & Business Services](#)

[Private Education & Health Services](#)

[Leisure & Hospitality](#)

[Other Services](#)

[Government](#)

Current Employment Statistics Highlights



June 2024

Release Date: July 5, 2024

Prepared by Analysts of the National Estimates Branch
Current Employment Statistics Survey
U.S. Bureau of Labor Statistics

202-691-6555

[Email CES](#)

Current Employment Statistics Summary, June 2024

Nonfarm payroll employment rose by 206,000 in June, similar to the average monthly gain of 220,000 over the prior 12 months. In June, job gains occurred in government, health care, social assistance, and construction.

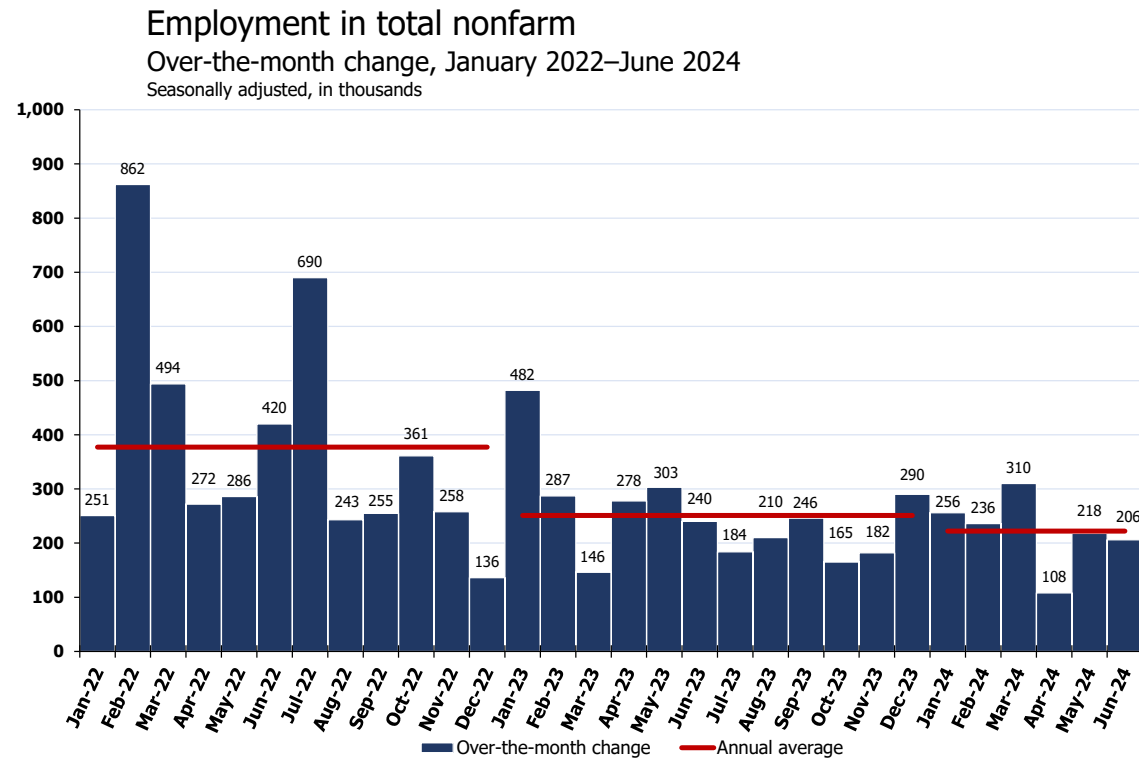
The employment change for April revised down from +165,000 to +108,000, and the change for May revised down from +272,000 to +218,000. On net, employment over these months is 111,000 lower than previously reported.

Average hourly earnings of all employees on private-sector payrolls rose by 10 cents, or 0.3 percent, in June. Over the year, average hourly earnings have increased by 3.9 percent. In June, average weekly hours of all employees were unchanged, at 34.3 hours.

+82,000 Private Education and Health Services

Employment in health care increased by 49,000 in June, lower than its average monthly gain of 64,000 over the prior 12 months. Over the month, ambulatory health care services (+22,000) and hospitals (+22,000) added jobs.

Social assistance employment rose by 34,000 in June, above its prior 12-month average monthly gain of 22,000. Over the



Bureau of Labor Statistics, Current Employment Statistics, July 05, 2024. Most recent 2 months of data are preliminary.

month, job growth was concentrated in individual and family services (+26,000).

+70,000 Government

Government added 70,000 jobs in June, higher than the average monthly gain of 49,000 over the prior 12 months. Over the month, employment increased in local

Current Employment Statistics Survey Summary, June 2024

government, excluding education (+34,000) and in state government (+26,000).

+27,000 Construction

Employment in construction increased by 27,000 in June, higher than its prior 12-month average monthly gain of 20,000.

-17,000 Professional and Business Services

Employment in professional and business services changed little in June (-17,000) and has shown little change over the year. Employment in temporary help services decreased by 49,000 in June and is down by 515,000 since reaching a peak in March 2022. Employment in professional, scientific, and technical services continued to trend up in June (+24,000).

-9,000 Retail Trade

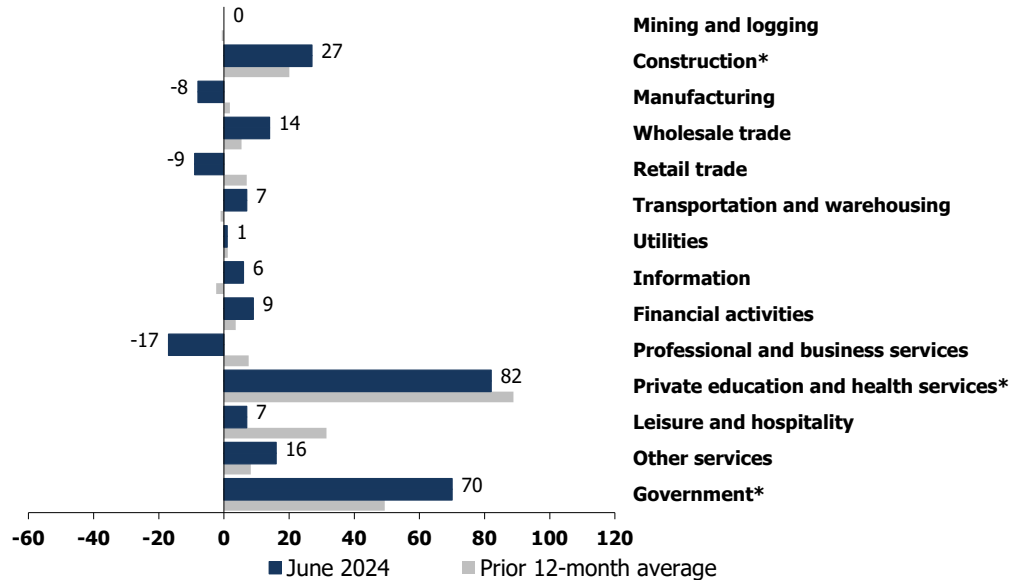
Retail trade employment changed little in June (-9,000), after trending up earlier in the year. Furniture, home furnishings, electronics, and appliance retailers lost 6,000 jobs over the month, while warehouse clubs, supercenters, and other general merchandise retailers gained 5,000 jobs.

Employment in total nonfarm

Over-the-month change, June 2024

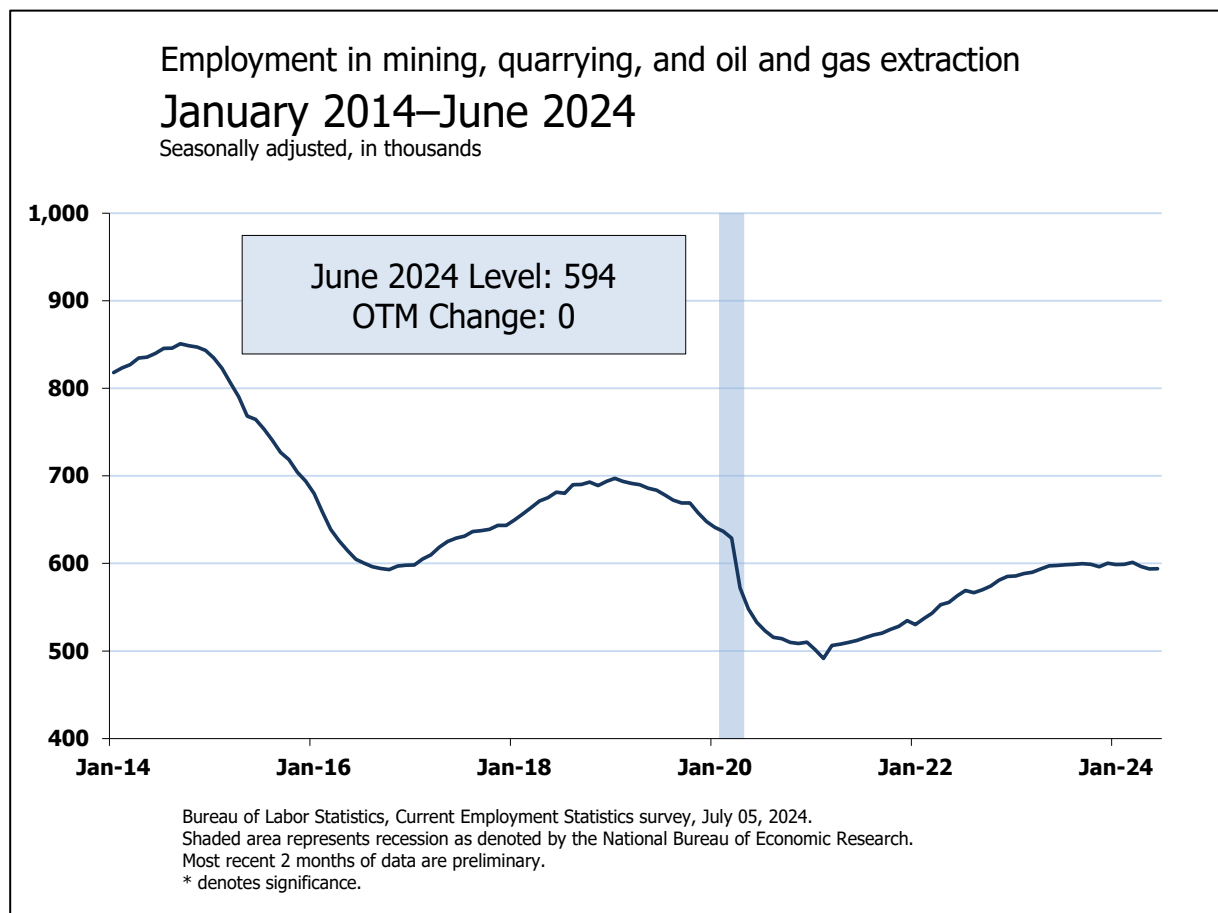
Seasonally adjusted, in thousands

Total nonfarm: 206*



Bureau of Labor Statistics, Current Employment Statistics survey, July 05, 2024.
Data are preliminary.
* denotes significance

Mining and Logging



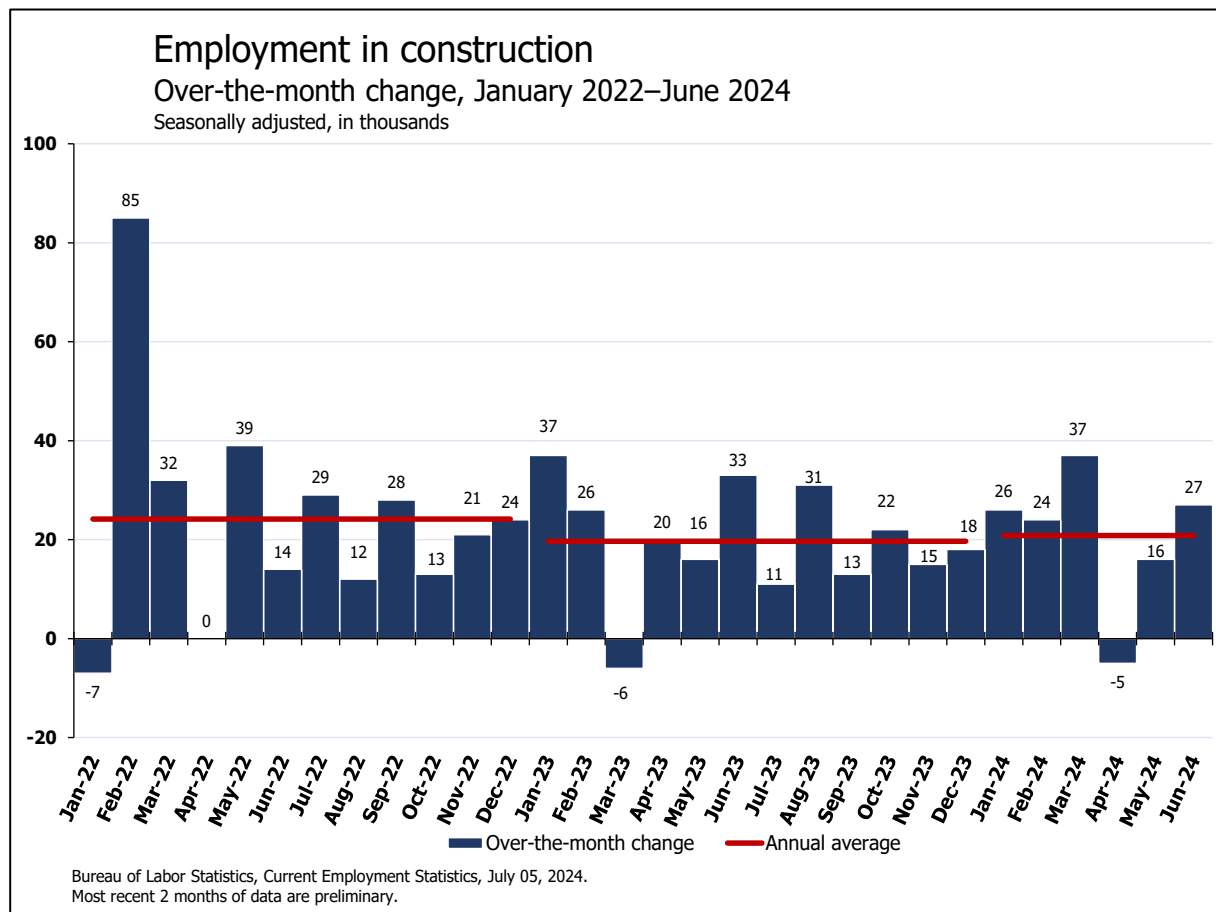
Employment in mining, quarrying, and oil and gas extraction was flat in June (0).

Over the month, both the [North American rotary rigs count](#)* and the average weekly price of [West Texas Intermediate crude oil](#)** decreased.

*To access the North American rotary rigs: select the link named "North America Rotary Rig Count Report – New Report," go to the NAM Breakdown tab, and scroll to cell U7 ("Monthly chg").

**To access West Texas Intermediate crude oil: select "EDIT GRAPH" and change the "Modify frequency" to "Weekly, Ending Friday." Above the graph, modify the date range to one year, including the 12th of the month.

Construction



Construction added 27,000 jobs in June, above the prior 12-month average monthly gain of 20,000.

Recent residential construction-related indicators were mostly negative. In May, [new residential sales](#), [residential building permits](#), and [housing starts](#) declined, and the [30-year fixed rate mortgage average](#) decreased in June.

Manufacturing



Employment in manufacturing changed little in June (-8,000) and has shown little net change over the year.

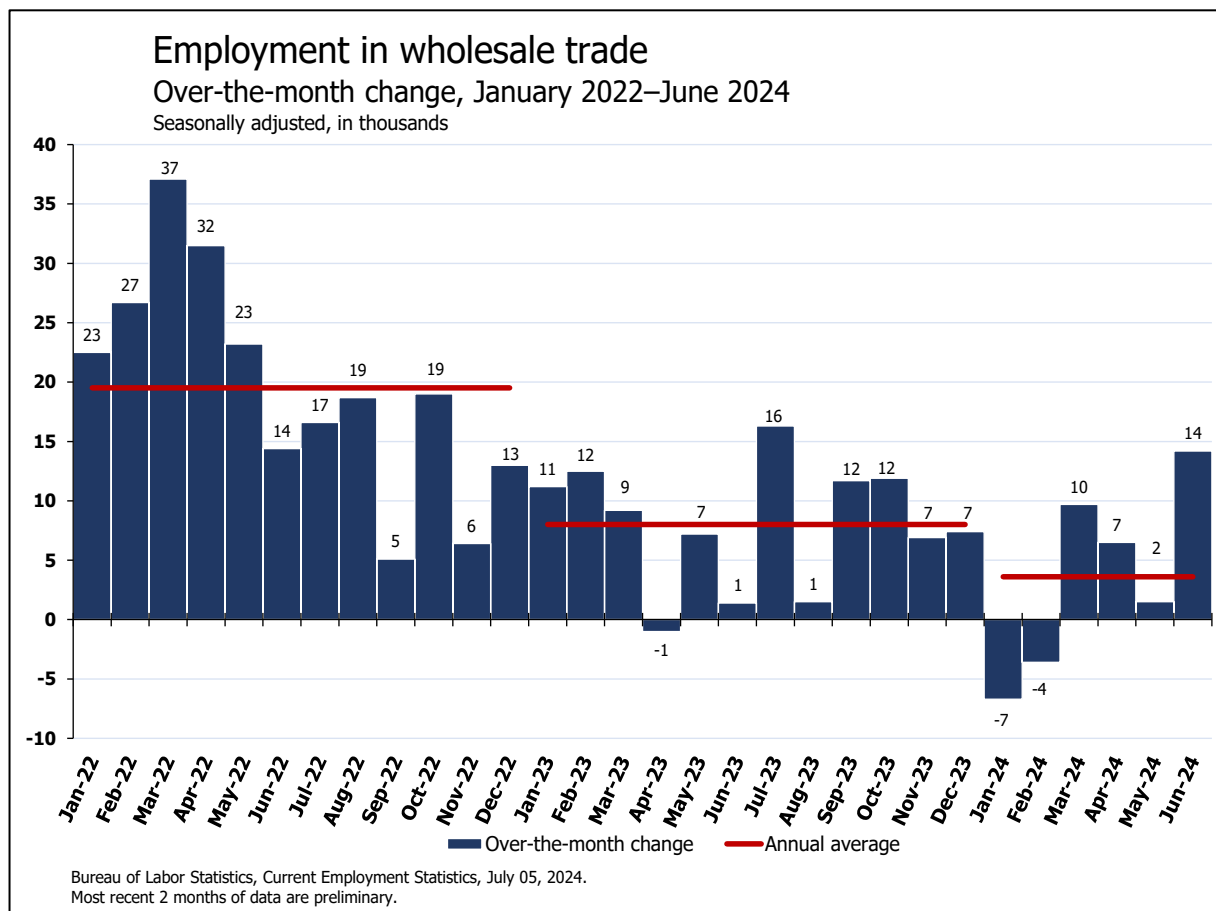
The manufacturing 1-month diffusion index fell by 2.8 to 45.8 in June (a number below 50 indicates that more manufacturing industries are losing jobs than are adding jobs).

Manufacturing-related indicators, which measure business sentiment and expectations, were mixed in June. [The Institute of Supply Management’s Purchasing Managers’ Index \(PMI\)](#) decreased, while the [S&P Global US Manufacturing PMI](#) ticked up.

In manufacturing, average hourly earnings for all employees increased by 18 cents to \$34.00 in June, and average hourly earnings for production employees rose by 14 cents to \$27.79.

Average weekly hours of all employees in manufacturing were unchanged at 40.2 hours in June, while average weekly hours for production and nonsupervisory employees edged up by 0.1 hour to 41.0 hours. Over the month, average weekly overtime hours for all employees and for production and nonsupervisory employees were unchanged at 3.0 and 3.6 hours, respectively.

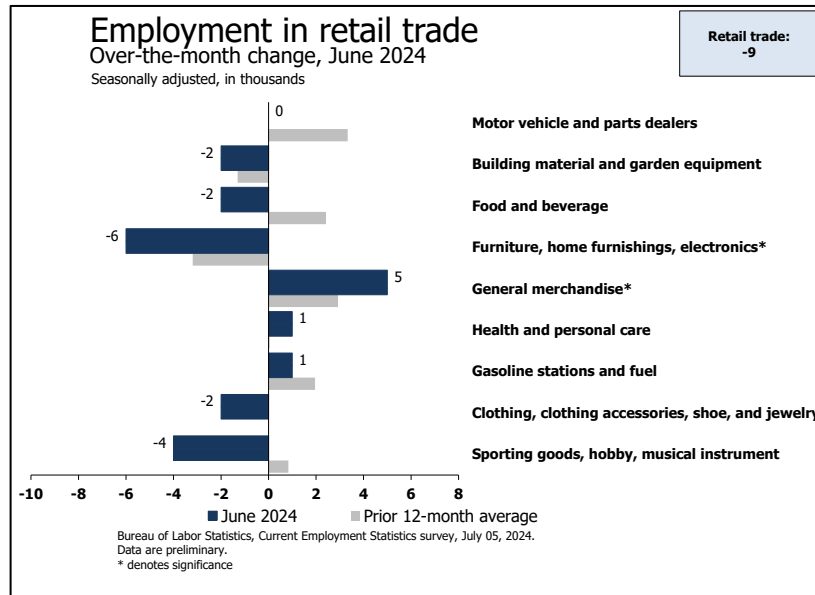
Wholesale Trade



In June, employment in wholesale trade changed little (+14,000). Over the most recent 12 months, wholesale trade has added 77,000 jobs.

Within durable goods, employment in merchant wholesalers increased by 12,000 in June. This industry has added 61,000 jobs over the most recent 12 months.

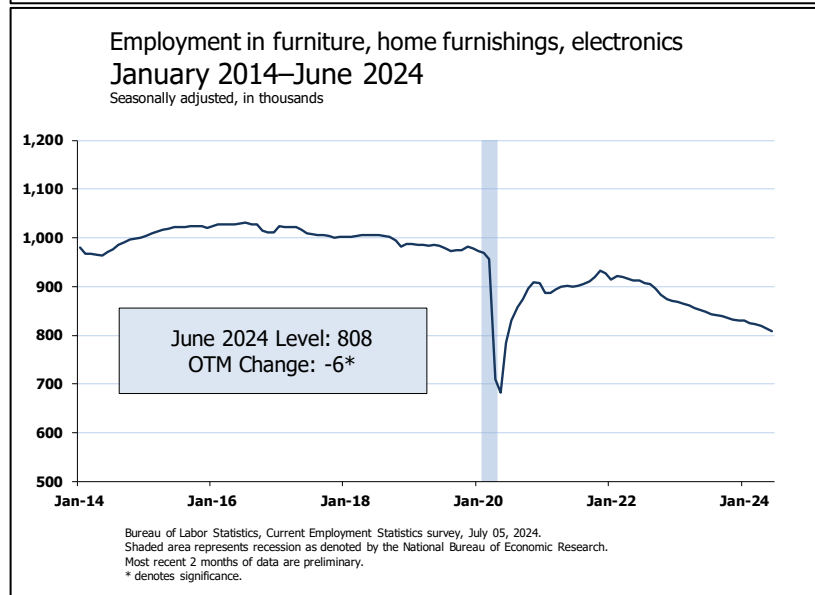
Retail Trade



Employment in retail trade changed little in June (-9,000), after trending up earlier in the year. Over the month, a loss in furniture, home furnishings, electronics, and appliance retailers (-6,000) was partially offset by a gain in general merchandise retailers (+5,000).

Within furniture, home furnishings, electronics, and appliance retailers, job losses were split between electronics and appliance retailers (-3,000) and furniture and home furnishings retailers (-3,000) in June. Since its most recent peak in November 2021, furniture, home furnishings, electronics, and appliance retailers has shed 124,000 jobs, a decline of 13.3 percent.

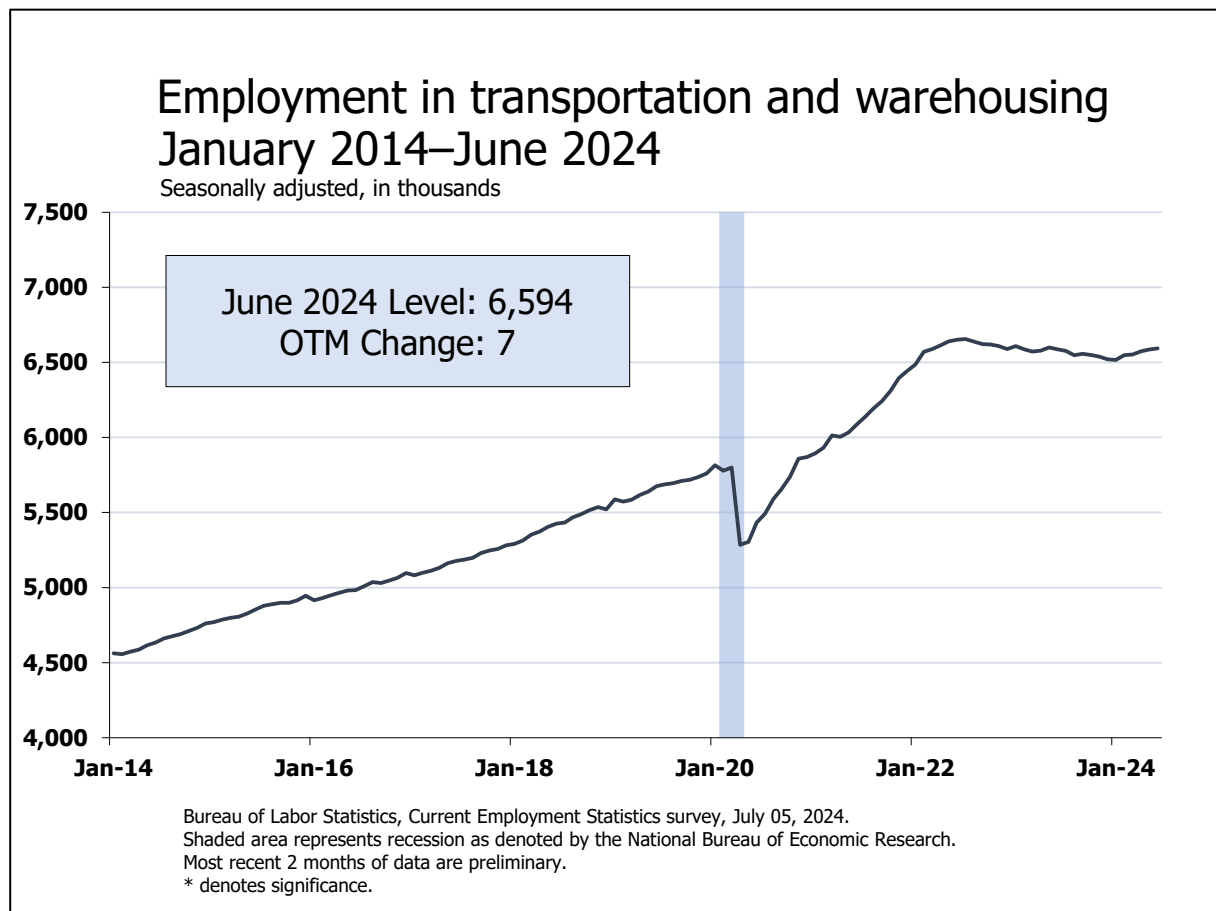
Within general merchandise retailers, job gains in June were concentrated in warehouse clubs, supercenters, and other general merchandise retailers (+5,000).



Recent retail-related economic indicators were mostly positive. In June, the per-gallon price of [regular gasoline](#)* decreased. Similarly, [Auto Sales](#), the [Real Personal Consumption Expenditures](#) for goods, and [Retail Sales](#) increased in May. However, the [Consumer Confidence Index](#) decreased in June.

*The per-gallon price of regular gasoline is a weekly measure, and the over-the-month change reflects the difference in price for the week following the week of the 12th for both months.

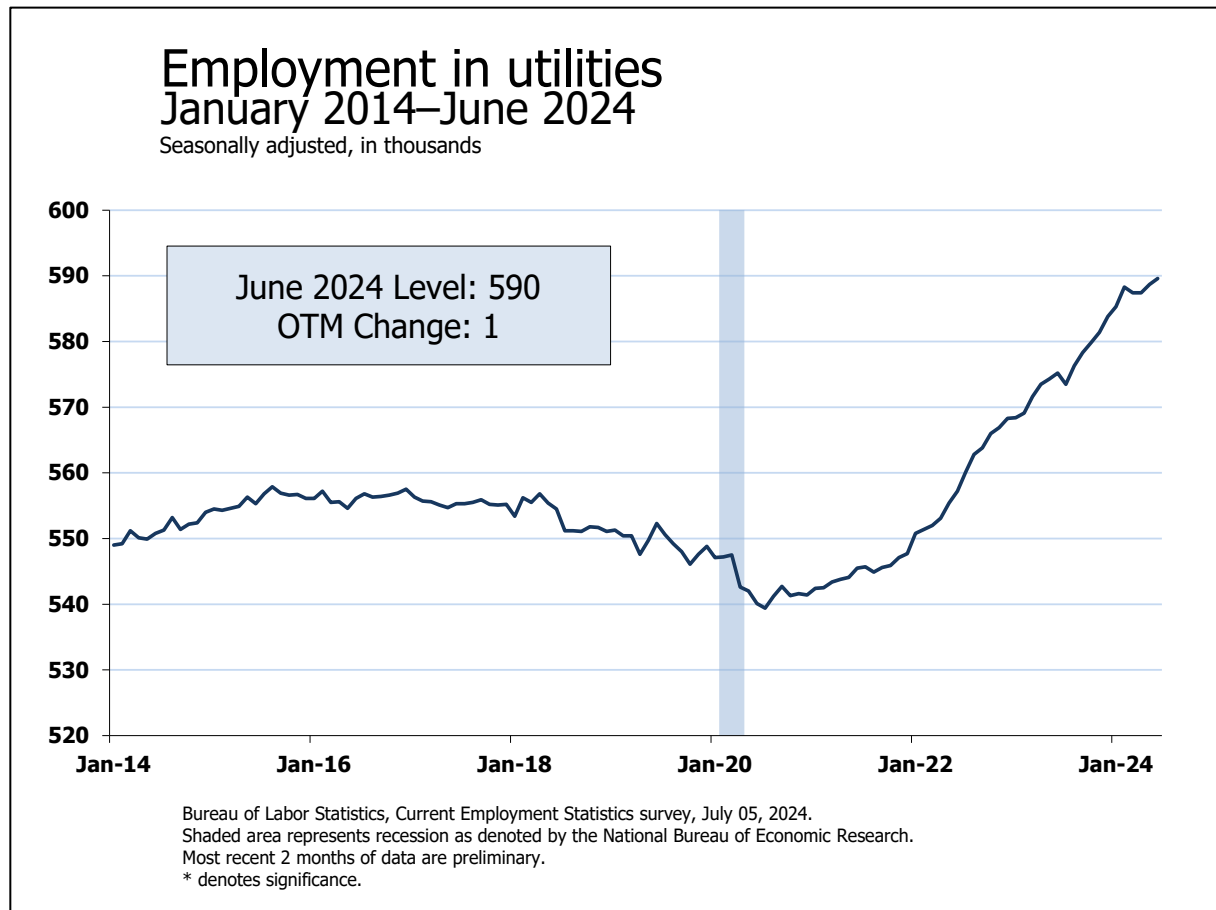
Transportation and Warehousing



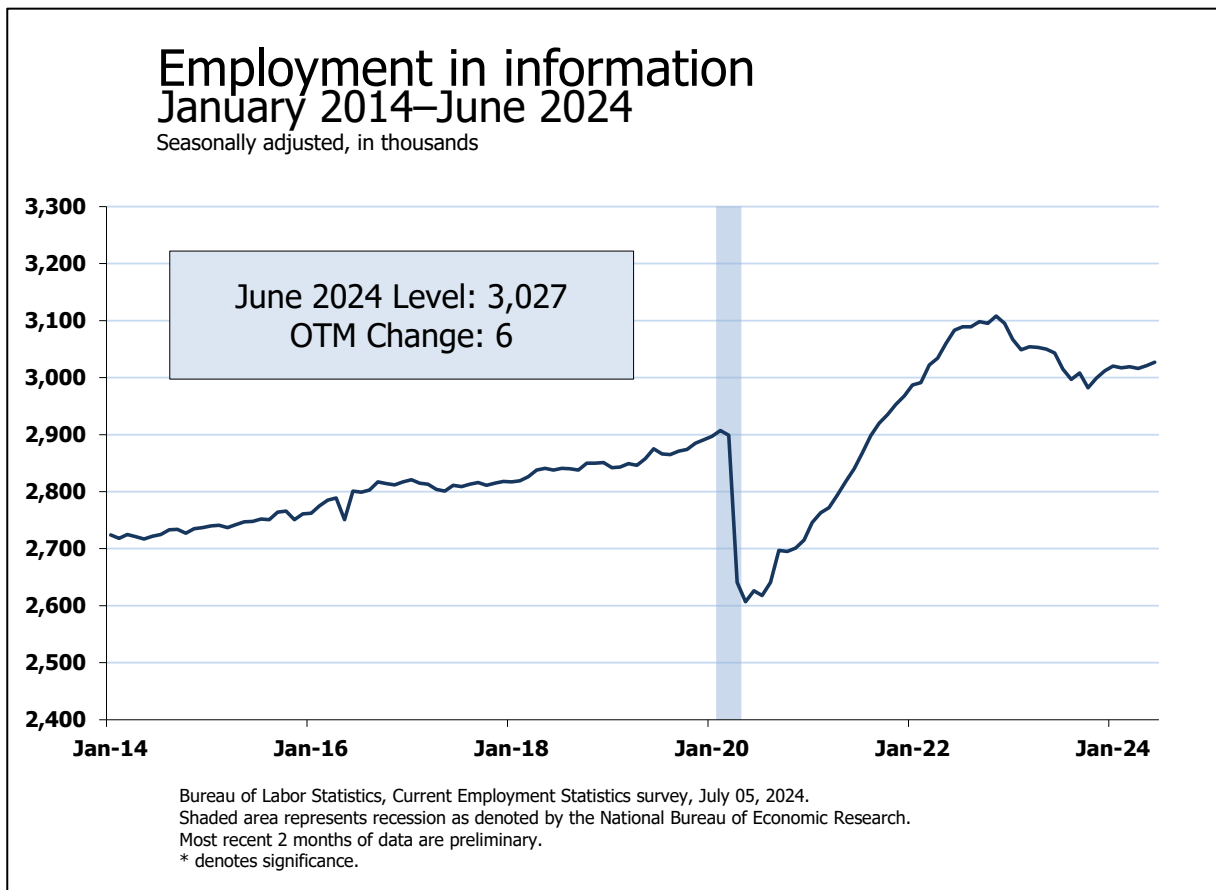
Employment in transportation and warehousing changed little in June (+7,000). So far this year, industry employment has increased by 73,000, compared with a net loss of 69,000 in 2023.

Utilities

Employment in utilities changed little in June (+1,000).

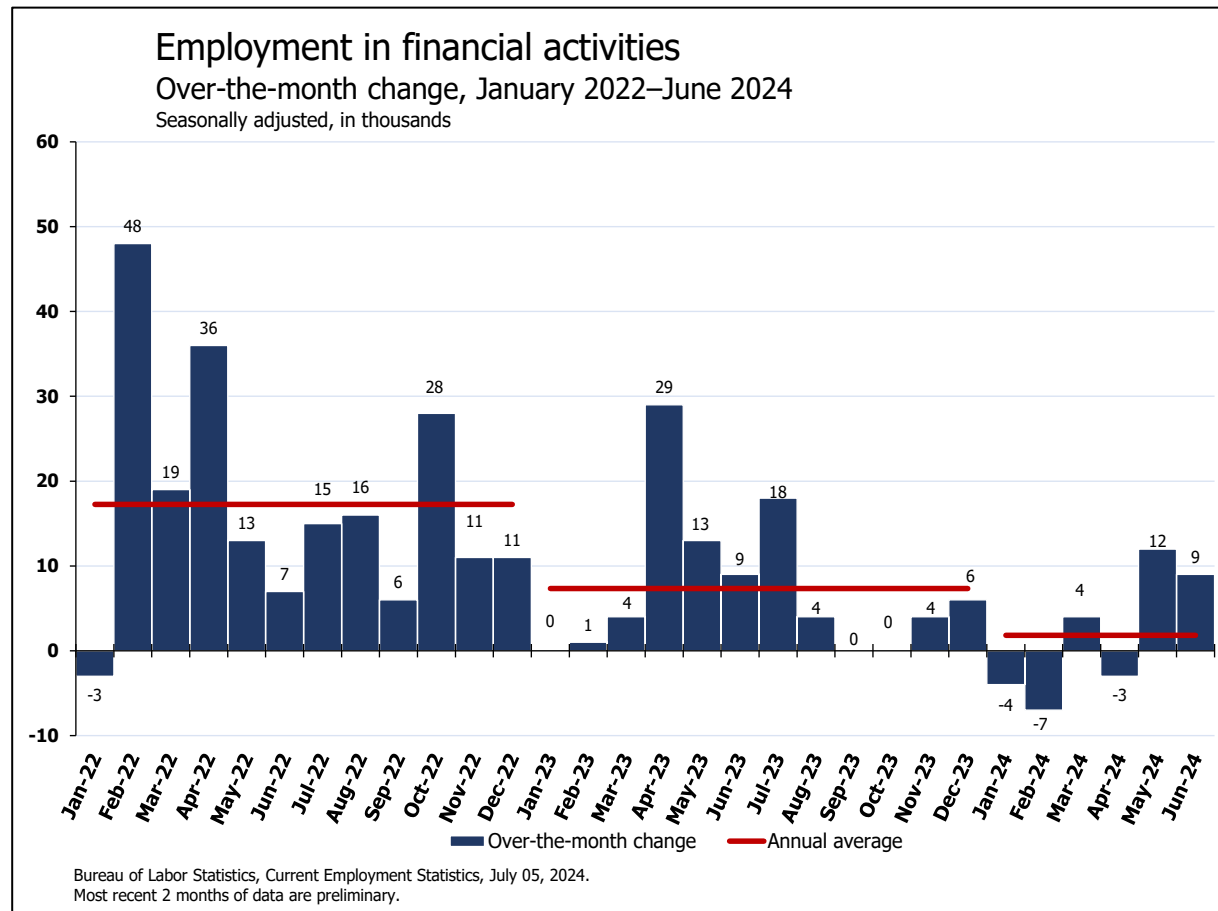


Information



Employment in information changed little in June (+6,000) and has shown little net change over the most recent 12 months.

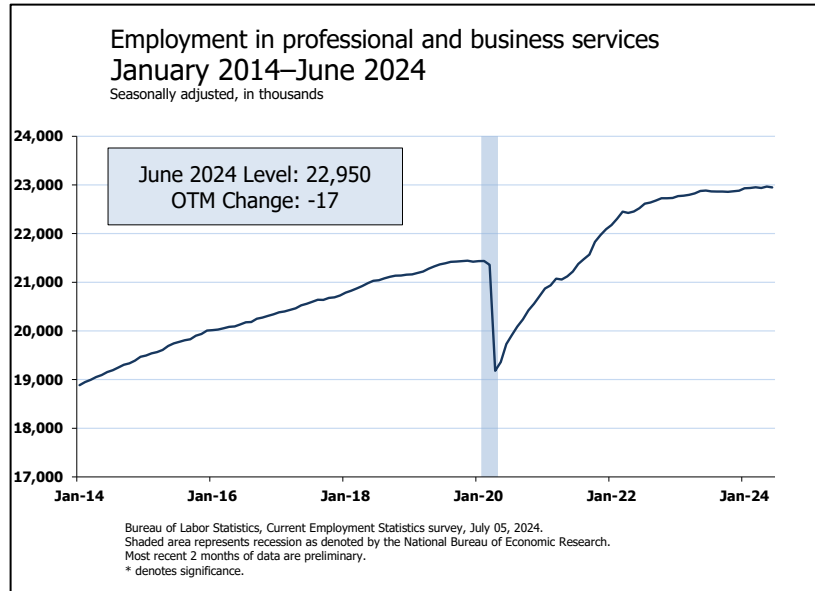
Financial Activities



Employment in financial activities changed little in June (+9,000) and has shown little change over the most recent 12 months.

Over the month, a gain of 9,000 jobs in insurance carriers and related activities was partially offset by a loss of 3,000 in commercial banking.

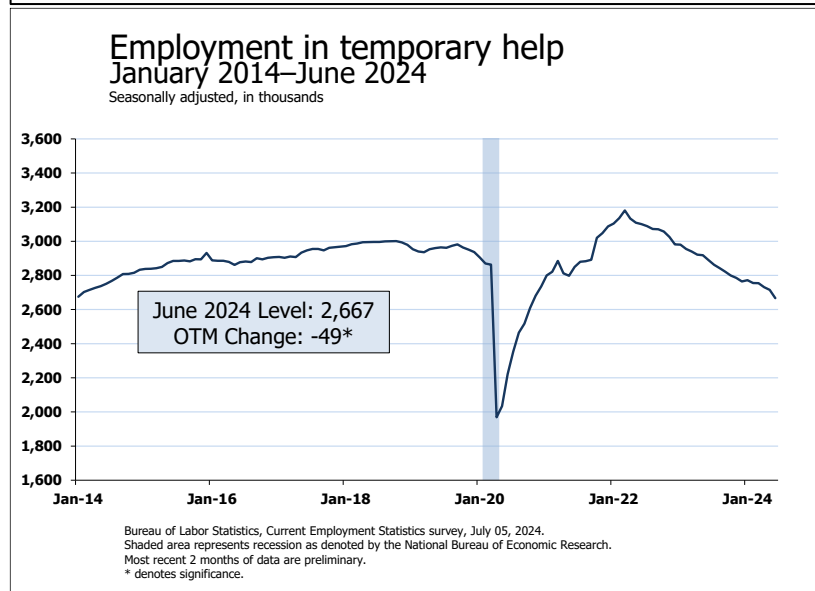
Professional and Business Services



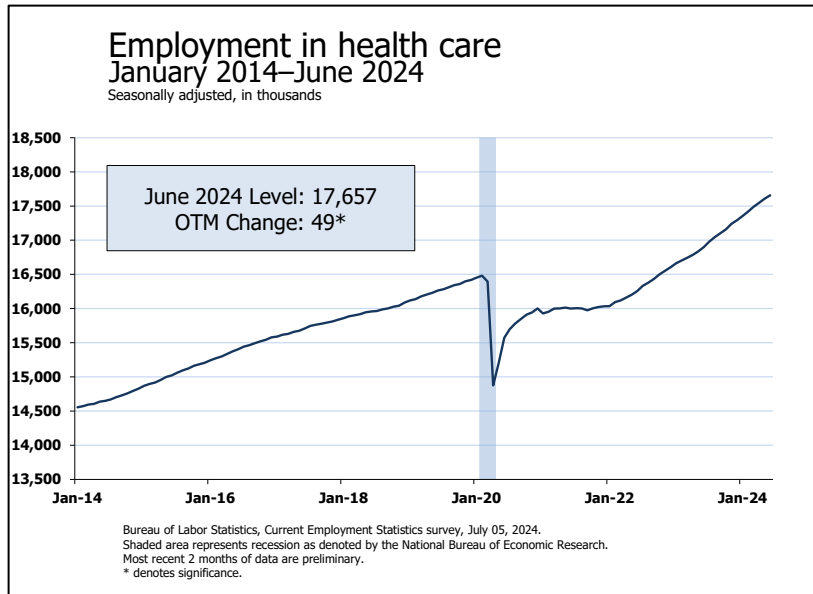
Employment in professional and business services changed little in June (-17,000) and has shown little change over the most recent 12 months.

In June, employment in professional, scientific, and technical services continued to trend up (+24,000), while employment in administrative and support and waste management and remediation services continued to trend down (-43,000).

Temporary help services lost 49,000 jobs over the month. Since reaching an employment peak in March 2022, temporary help services has shed 515,000 jobs, a decline of 16.2 percent.



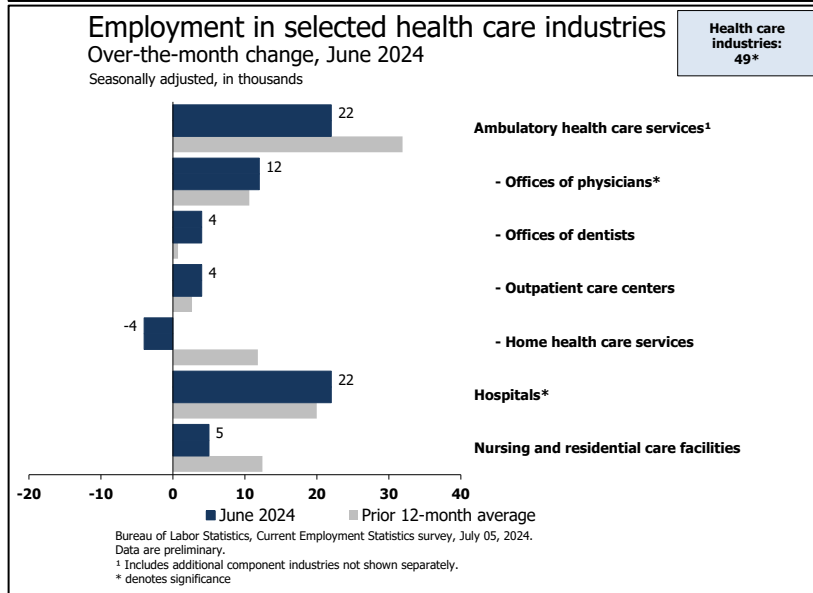
Private Education and Health Services



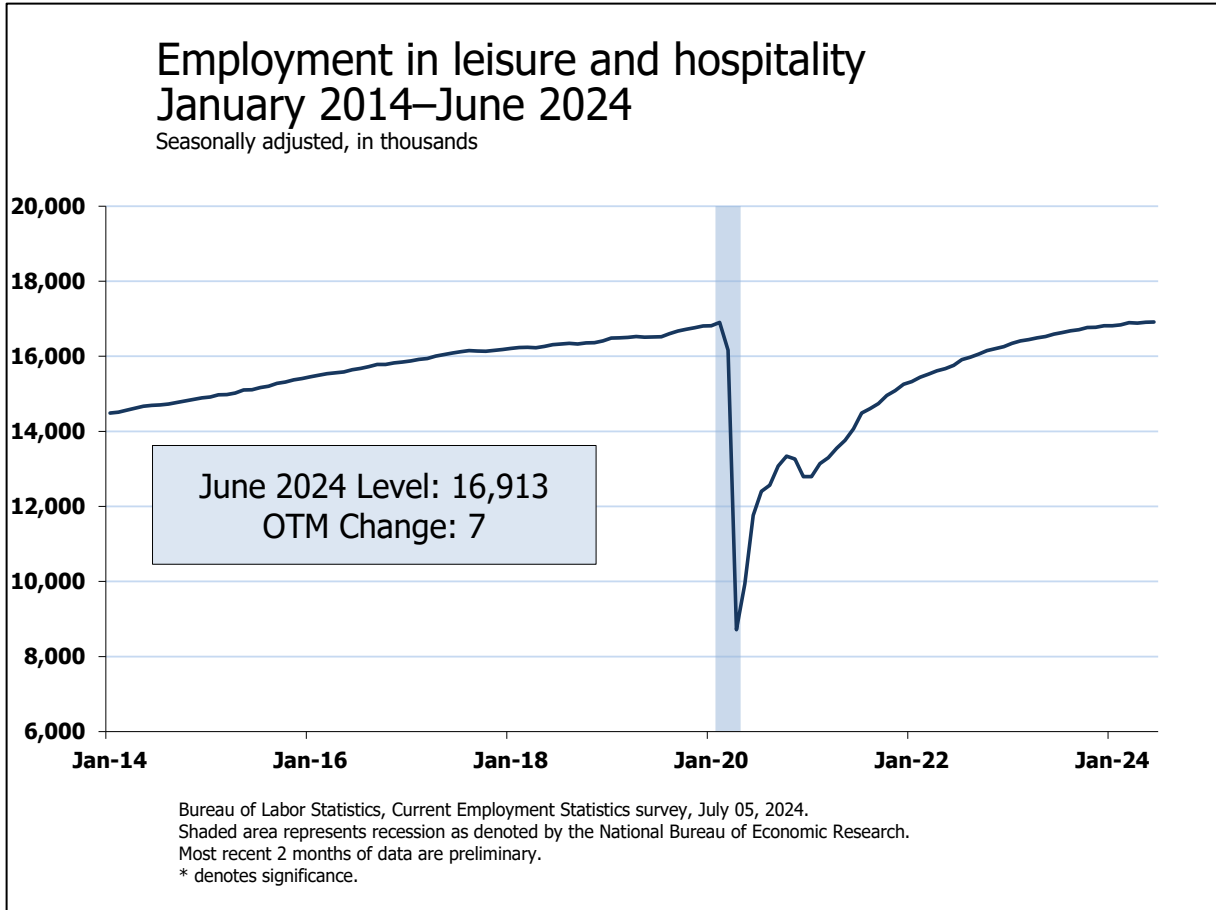
Employment in health care increased by 49,000 in June, below its prior 12-month average monthly gain of 64,000.

Over the month, ambulatory health care services (+22,000) and hospitals (+22,000) added jobs.

Social assistance added 34,000 jobs in June, with gains concentrated in individual and family services (+26,000). Over the prior 12 months, social assistance had added an average of 22,000 jobs per month.



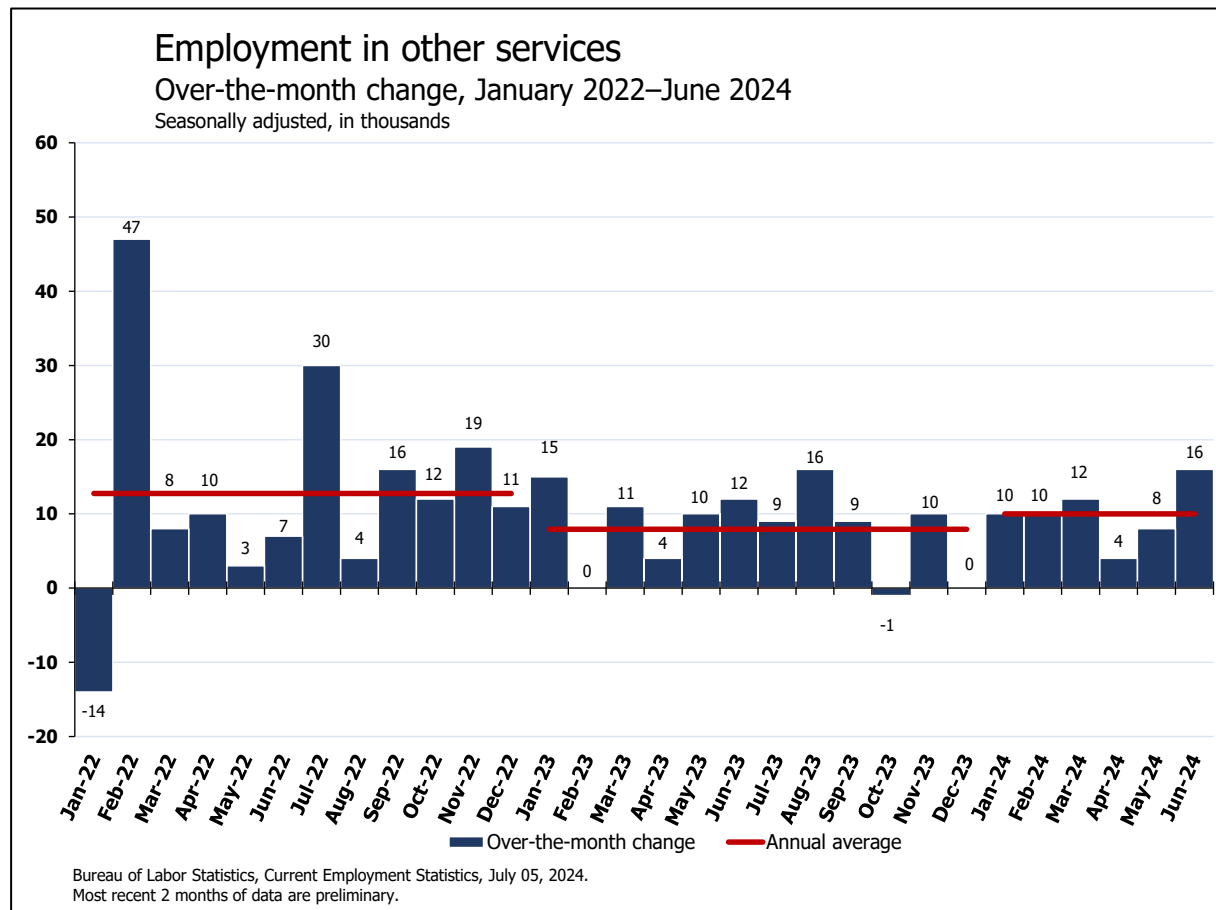
Leisure and Hospitality



Employment in leisure and hospitality changed little in June (+7,000).

Employment has recovered from pandemic-related losses in arts, entertainment, and recreation and in food services and drinking places, while accommodation employment is 196,000 below its February 2020 level.

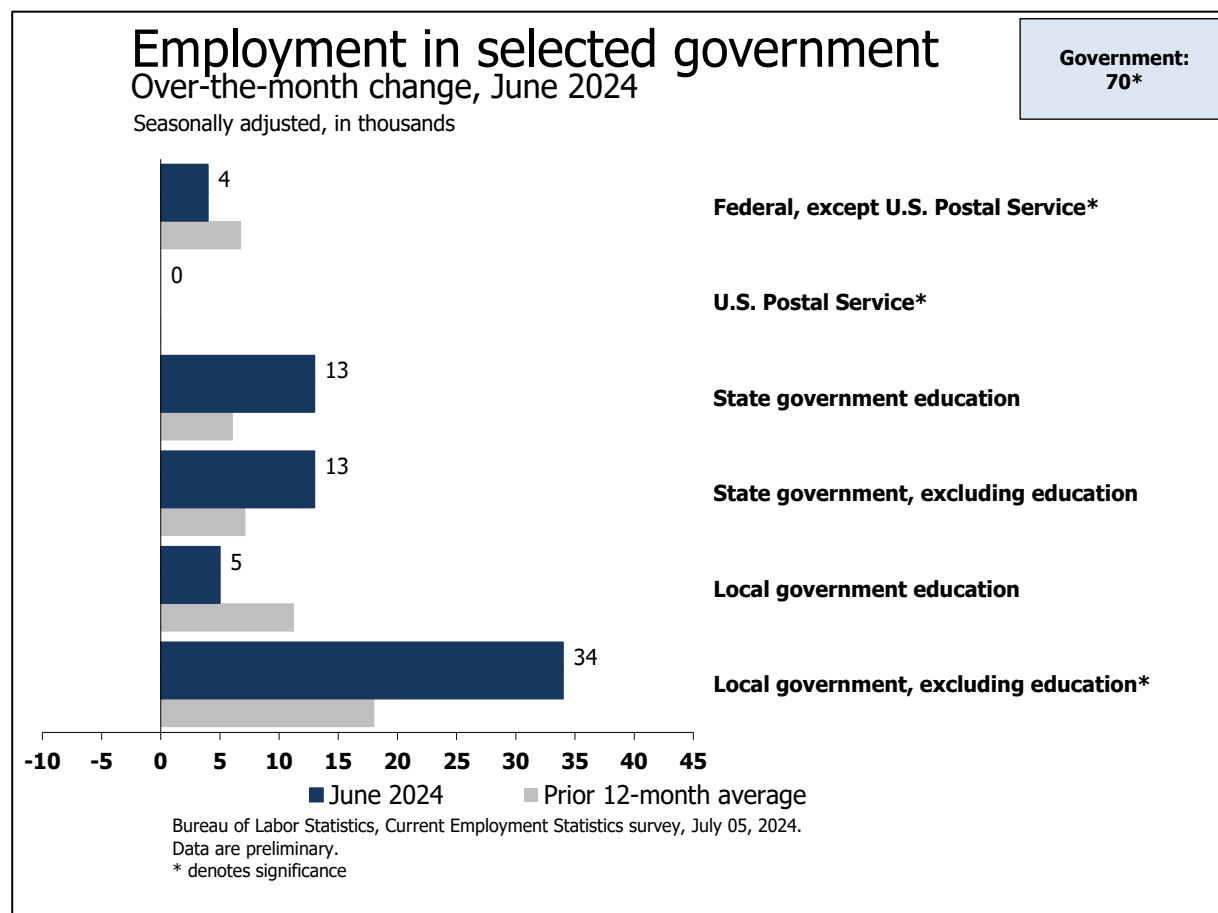
Other Services



Employment in other services changed little in June (+16,000). Industry employment is 17,000 below its February 2020 level.

In June, religious, grantmaking, civic, professional, and similar organizations added 14,000 jobs.

Government



Employment in government increased by 70,000 in June, above its average monthly gain of 49,000 over the prior 12 months.

Over the month, employment increased in local government, excluding education (+34,000) and in state government (+26,000).



Prepared by Staff of the National Estimates Branch
Current Employment Statistics Survey
U.S. Bureau of Labor Statistics

202-691-6555
[Email CES](#)

CES Analysts

Osman Alhassan
Purva Desai
Justin Dillane
Katelynn Burns
Kennedy Keller
Hyun Lee
Michael McCall
Claire Mersol
Patrycja Milewska
Maria Ramos
Rhiannon Sneeringer
Lindsay Walk
Carson Wilson
