



Bureau for Private Postsecondary Education
Notice of Advisory Committee WebEx Meeting Agenda

Thursday, February 16, 2023, 9:30 a.m.

NOTE: Pursuant to the provisions of Government Code section 11133, neither a public location nor teleconference locations are provided.

INSTRUCTIONS FOR OBSERVATION:

WEBCAST: Webcast of the meeting will be available at 9:30 a.m. on February 16, 2023 and viewable at <https://thedcapage.blog/webcasts>.

FOR PUBLIC COMMENT, PLEASE LOG ON TO THIS WEBSITE

<https://dca-meetings.webex.com/dca-meetings/j.php?MTID=mea7ab38adfd3cecd807ef9a9c04ae912>

Event Number: 2492 971 9376 Event Password: BPPE02162023

The preferred audio connection is via phone bridge. The phone number and access code will be provided as part of your connection to the meeting. General instructions for using WebEx can be found at the end of the agenda.

Important Notices to the Public: The Bureau for Private Postsecondary Education will hold a meeting via WebEx. Access information is provided above. General instructions for using WebEx are attached at the bottom of the agenda.

The Advisory Committee Meeting is open to the public. Members of the public may, but are not obligated to, provide their names or personal information as a condition of observing or participating in the meeting. When signing into the WebEx platform, participants may be asked for their name and email address. Participants who choose not to provide their names will need to provide a unique identifier such as their initials or another alternative, so that the meeting moderator can identify individuals who wish to make public comment; participants who choose not to provide their email address may utilize a fictitious email address like in the following sample format:
XXXXX@mailinator.com.

The Advisory Committee Meeting is accessible to the physically disabled. A person who needs a disability-related accommodation or modification in order to participate in the meeting may make a request by contacting Richie Barnard at (279) 666-5875, by emailing richie.barnard@dca.ca.gov or sending a written request to the Bureau for Private Postsecondary Education, P.O. Box 980818, West Sacramento, CA 95798-0818. Providing your request at least five business days before the meeting will help ensure availability of the requested accommodation.

Discussion and action may be taken on any item on the agenda. The time and order of agenda items are subject to change at the discretion of the Chair. In the event a quorum of the committee is unable to attend the meeting, or the committee is unable to maintain a quorum once the meeting is called to order, the members present may, at the chair's discretion, continue to discuss items from the agenda and make recommendations to the full committee at a future meeting.

Government Code section 11125.7 provides the opportunity for the public to address each agenda item during discussion or consideration by the committee or prior to the committee taking any action on said item. Members of the public will be provided appropriate opportunities to comment on any issues before the Advisory Committee, but the chair may, at her discretion, apportion available time among those who wish to speak. If public comment is not specifically requested, members of the public should feel free to request an opportunity to comment. Individuals may present to the Advisory Committee on items not on the agenda, however, the committee can neither discuss nor take official action on these items at the time of the same meeting (Government Code sections 11125, 11125.7(a)). The Advisory Committee plans to webcast this meeting at <https://thedcapage.blog/webcasts>. Webcast availability cannot, however, be guaranteed due to limited resources or technical difficulties. The meeting will not be cancelled if webcast is not available. Using the WebEx link will allow for participation and observation with closed captioning.

Agenda

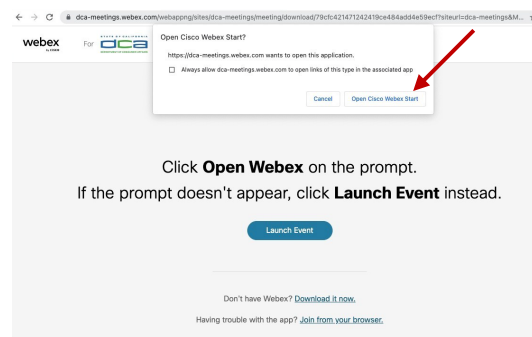
The public may provide appropriate comment on any issue before the Advisory Committee at the time the item is discussed. If public comment is not specifically requested, members of the public should feel free to request an opportunity to comment.

1. Welcome, Introductions, and Establishment of a Quorum
2. Elections for Advisory Committee Chair and Vice Chair
3. Public Comment on Items not on the Agenda (Note: The Advisory Committee may not discuss or take action on any matter raised during this public comment section, except to decide whether to place the matter on the agenda of a future meeting (Government Code Sections 11125 and 11125.7(a)))
4. Review and Approval of November 16, 2022, Advisory Committee Meeting Minutes
5. Remarks by a Representative of the Department of Consumer Affairs, which may include updates pertaining to the Bureau's Operations, Human Resources, Department's Administrative Services, Enforcement, Information Technology, Communications and Outreach, as well as Regulatory and Policy Matters
6. Bureau Operations Update and Discussion related to the following:
 - a. IT System Project
 - b. Licensing Report
 - c. Quality of Education Report
 - d. Annual Report Update
 - e. Compliance and Discipline Report
 - f. Complaint and Investigation Report
 - g. Office of Student Assistance and Relief (OSAR) Report
 - h. Student Tuition Recovery Fund (STRF) Report

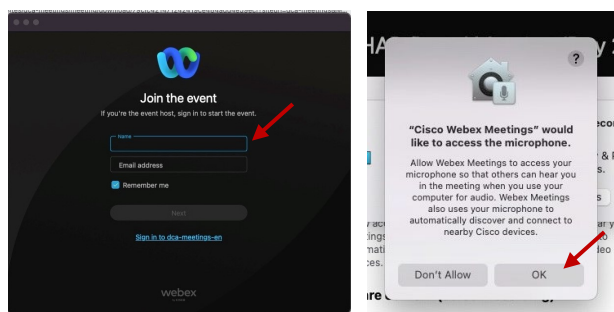
7. Status Updates and Discussion on Regulatory Proposals
 - a. Status Updates:
 - i. Repeal of “Ability-to-Benefit” Language (5 California Code of Regulation (CCR) sections 71210, 71475, 71770, and 71920, California Education Code (CEC) sections 94811, 94904, and 94909(a)(8)(A), Senate Bill (SB) 607 (2021))
 - ii. Exemption of Programs Less than 32 Hours (5 CCR Sections 71710, 71810, (CEC) Section 94837, SB 802 (2021))
 - iii. Denial of Out-of-State Application (5 CCR Sections 71396 and 71397, CEC Section 94801.5, Assembly Bill (AB) 1344 (2019))
 - iv. Substantive Changes (Amend 5 CCR Section 71650, add sections 71652 and 71653, CEC Section 94894(i)-(k), SB 802 (2021))
 - v. Substantive Change Approval for Method of Instructional Delivery, (5 CCR section 71600, CEC Section 94894(l), SB 802 (2021))
 - b. Discussion on Regulatory Proposals
 - i. Proposed language for Date of Closure proposal (5 CCR Section 76245, CEC Section 94926.5, SB 1433 (2022))
8. Future Agenda Items
9. Adjournment

If joining using the meeting link

- 1 Click on the meeting link. This can be found in the meeting notice you received.
- 2 If you have not previously used Webex on your device, your web browser may ask if you want to open Webex. Click “Open Cisco Webex Start” or “Open Webex”, whichever option is presented. DO NOT click “Join from your browser”, as you will not be able to participate during the meeting.



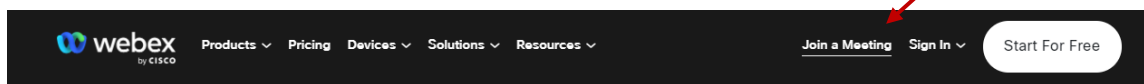
- 3 Enter your name and email address. Click “Join as a guest”. Accept any request for permission to use your microphone and/or camera.



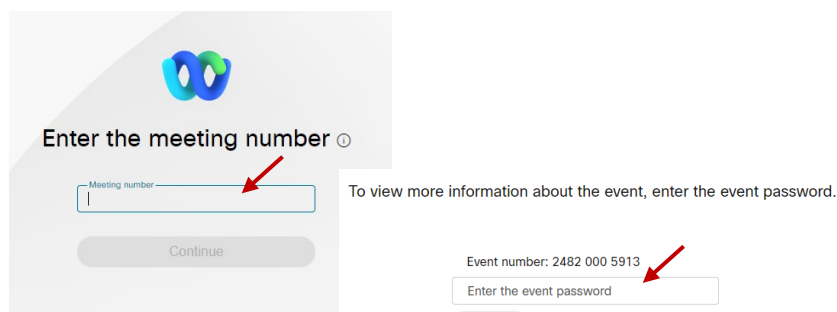
OR

If joining from [Webex.com](https://www.webex.com)

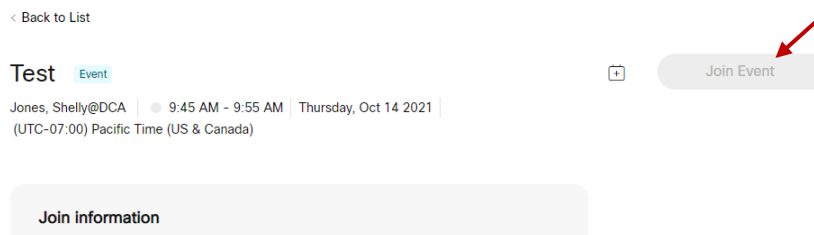
- 1 Click on “Join a Meeting” at the top of the Webex window.



- 2 Enter the meeting/event number and click “Continue”. Enter the event password and click “OK”. This can be found in the meeting notice you received.



- 3 The meeting information will be displayed. Click “Join Event”.



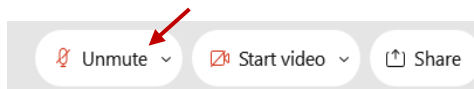
OR

Connect via telephone:

You may also join the meeting by calling in using the phone number, access code, and passcode provided in the meeting notice.

Microphone

Microphone control (mute/unmute button) is located on the command row.

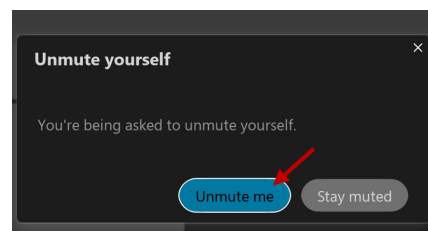


Green microphone = Unmuted: People in the meeting can hear you.



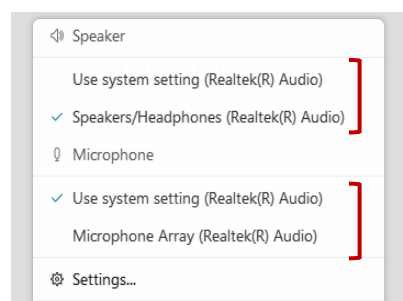
Red microphone = Muted: No one in the meeting can hear you.

Note: Only panelists can mute/unmute their own microphones. Attendees will remain muted unless the moderator enables their microphone at which time the attendee will be provided the ability to unmute their microphone by clicking on “Unmute Me”.



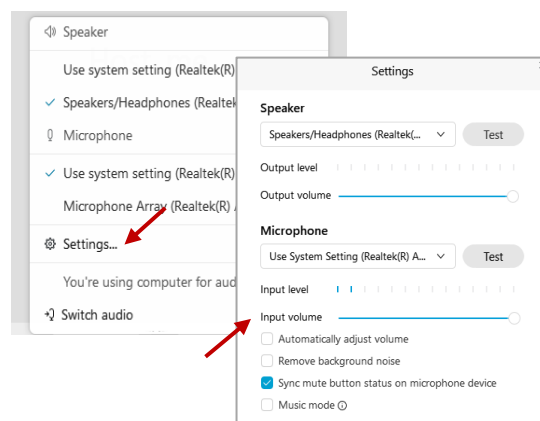
If you cannot hear or be heard

- 1 Click on the bottom facing arrow located on the Mute/Unmute button.
- 2 From the pop-up window, select a different:
 - Microphone option if participants can't hear you.
 - Speaker option if you can't hear participants.



If your microphone volume is too low or too high

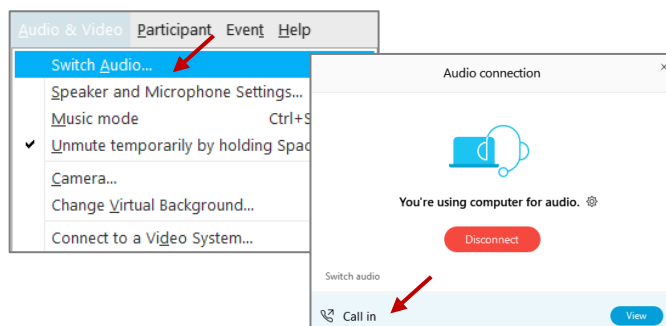
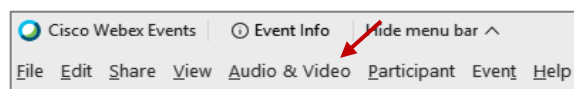
- 1 Locate the command row – click on the bottom facing arrow located on the Mute/Unmute button.
- 2 From the pop-up window:
 - Click on “Settings...”:
 - Drag the “Input Volume” located under microphone settings to adjust your volume.



Audio Connectivity Issues

If you are connected by computer or tablet and you have audio issues or no microphone/speakers, you can link your phone through webex. Your phone will then become your audio source during the meeting.

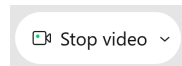
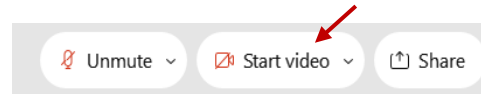
- 1 Click on “Audio & Video” from the menu bar.
- 2 Select “Switch Audio” from the drop-down menu.
- 3 Select the “Call In” option and following the directions.



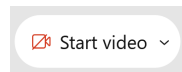
Web Camera

Only panelists (e.g. staff, board members, presenters) can access the web camera feature.

Camera control (Start Video/Stop Video button) is located on the command row.



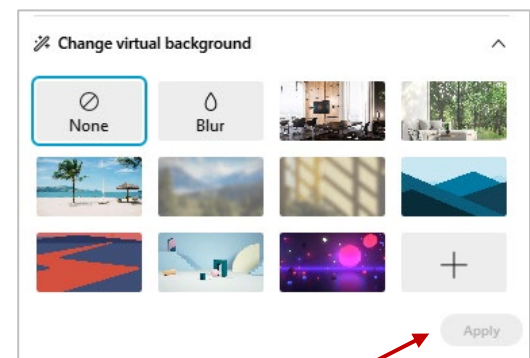
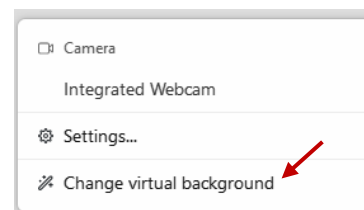
Green dot in camera = Camera is on: People in the meeting can see you.



Red dot in camera = Camera is off: No one in the meeting can see you.

Virtual Background

- 1 To access virtual backgrounds, click on the bottom facing arrow located on the video button.
- 2 Click on "Change Virtual Background".
- 3 From the pop-up window, click on any of the available images to display that image as your virtual background and click "Apply".



If you cannot be seen

- 1 Locate the command row – click on the bottom facing arrow located on the video button.
- 2 From the pop-up window, select a different camera from the list.

