

Statistics of Caustics in Large-Scale Structure Formation

Job L. Feldbrugge, Johan Hidding and Rien van de Weygaert

Kapteyn Instituut, University of Groningen,
Postbus 800, NL-9700AD, Groningen, the Netherlands
email: feldbrug@astro.rug.nl

Abstract. The cosmic web is a complex spatial pattern of walls, filaments, cluster nodes and underdense void regions. It emerged through gravitational amplification from the Gaussian primordial density field. Here we infer analytical expressions for the spatial statistics of caustics in the evolving large-scale mass distribution. In our analysis, following the quasi-linear Zel'dovich formalism and confined to the 1D and 2D situation, we compute number density and correlation properties of caustics in cosmic density fields that evolve from Gaussian primordial conditions. The analysis can be straightforwardly extended to the 3D situation. We moreover, are currently extending the approach to the non-linear regime of structure formation by including higher order Lagrangian approximations and Lagrangian effective field theory.

Keywords. Cosmology, large-scale structure, Zel'dovich approximation, catastrophe theory, caustics

1. Introduction

The large-scale structure of the universe contains clusters, filaments and walls. This cosmic web owes its intricate structure to the density fluctuations of the very early universe, as observed in the cosmic microwave background radiation field. For discussions on the observational and theoretical aspects of the cosmic web we refer to Shandarin & Zel'dovich (1989), Bond, Kofman & Pogosyan (1996), van de Weygaert & Bond (2008), Aragón-Calvo *et al.* (2010a), and Cautun *et al.* (2014).

In this paper we present a framework to analytically quantify the cosmic web in terms of the statistics of these initial density fluctuations. In a Lagrangian description of gravitational structure growth, we see that caustics form where shell-crossing is occurring. We link the caustic features of the large-scale structure to singular points and curves in the initial conditions. We subsequently study the statistics of these singularities. We will concentrate on the linear Lagrangian approximation, known as the Zel'dovich approximation (see Zel'dovich (1970)). We restrict our description to one and two spatial dimensions. It is straightforward to generalize the approach to spaces with higher dimensions. Moreover, we may forward it to the nonlinear regime by means of higher order corrections computed in Lagrangian effective field theory.

2. The Zel'dovich approximation

The gravitational collapse of small density fluctuations in an expanding universe can be modeled in multiple ways. In the Eulerian approach, we analyze the evolution of the (smoothed) density and velocity field. The resulting set of equations of motion is relatively concise, and leads to a reasonably accurate description of the mean flow field in a large fraction of space. However, due to its limitation to the mean velocity, the Eulerian formalism fails to describe the multistream structure of the matter distribution.

In the Lagrangian approach, we assume that every point in space consists of a mass element. The evolution of the mass elements is described by means of a displacement field. The Zel'dovich approximation (Zel'dovich (1970)) is the first order approximation of the displacement field of mass elements in the density field. It entails a product of a (universal) temporal factor and a spatial field of perturbations. The linear density growth factor $D_+(t)$ encapsulates all global cosmological information. The spatial component is represented by the gradient of the linearized velocity potential $\Psi(\mathbf{q})$, and expresses the effect of the initial density fluctuation field. The Zel'dovich approximation thus translates into a ballistic motion, expressed in terms of the displacement $\mathbf{s}(\mathbf{q}, t)$ of a mass element with Lagrangian coordinate \mathbf{q} , at time t ,

$$\mathbf{s}(\mathbf{q}, t) = \mathbf{x}(\mathbf{q}, t) - \mathbf{q} = -D_+(t)\nabla_{\mathbf{q}}\Psi(\mathbf{q}), \quad (2.1)$$

with $\mathbf{x}(\mathbf{q}, t)$ the Eulerian position of the mass element. Up to linear order the linearized velocity potential $\Psi(\mathbf{q})$ is proportional to the linearly extrapolated gravitational potential at the current epoch $\phi_0(\mathbf{q})$,

$$\Psi(\mathbf{q}) = \frac{2}{3\Omega_0 H_0^2} \phi_0(\mathbf{q}), \quad (2.2)$$

with Hubble constant H_0 and density parameter Ω_0 .

The Lagrangian approach is aimed at the displacement of mass elements. We can express the density in terms of the displacement fields, i.e.

$$\rho(\mathbf{x}', t) = \sum_{\mathbf{q} \in A(\mathbf{x}', t)} [\rho_u + \delta\rho_i(\mathbf{q})] \left\| \frac{\partial \mathbf{x}(\mathbf{q}, t)}{\partial \mathbf{q}} \right\|^{-1}, \quad (2.3)$$

with $A(\mathbf{x}', t) = \{\mathbf{q} \mid \mathbf{x}(\mathbf{q}, t) = \mathbf{x}'\}$ the pre-image of the function $\mathbf{x}(\mathbf{q}, t)$, the average initial density ρ_u , and the initial density fluctuation $\delta\rho_i(\mathbf{q})$. The latter is formally equal to zero at the initial time $t = 0$, because at the recombination epoch the average density ρ_u dominates the fluctuations $\delta\rho_i(\mathbf{q})$. For this reason the density evolution according to the Zel'dovich approximation is given as

$$\rho(\mathbf{x}', t) = \sum_{\mathbf{q} \in A(\mathbf{x}', t)} \frac{\rho_u}{(1 - D_+(t)\lambda_1(\mathbf{q}))(1 - D_+(t)\lambda_2(\mathbf{q})) \dots (1 - D_+(t)\lambda_d(\mathbf{q}))}, \quad (2.4)$$

with λ_i the ordered eigenvalue fields, $\lambda_1(\mathbf{q}) \geq \lambda_2(\mathbf{q}) \geq \dots \geq \lambda_d(\mathbf{q})$ and corresponding eigenvector fields $\{\mathbf{n}^{\lambda_i}(\mathbf{q})\}$, of the deformation tensor

$$\psi_{ij}(\mathbf{q}) = \frac{\partial^2 \Psi(\mathbf{q})}{\partial q_i \partial q_j}, \quad i, j = 1, 2, \dots, d, \quad (2.5)$$

or equivalently the tidal tensor (the Hessian of the gravitational potential ϕ_0). From this, we see that the evolution of the density field is completely determined by the eigenvalue fields of the deformation tensor of the linear velocity potential and, through eqn. 2.2, by the tidal field.

3. Caustics and catastrophe theory

The most prominent features of equation 2.4 are its poles. When at a given Lagrangian location \mathbf{q} at least one of the eigenvalue fields is positive, the density ρ of that mass element can attain an infinite value at some time t . This circumstance occurs when mass elements temporarily accumulate in an infinitesimal volume. This defines a caustic. Physically we recognize these as the sites where matter streams start to cross (shell

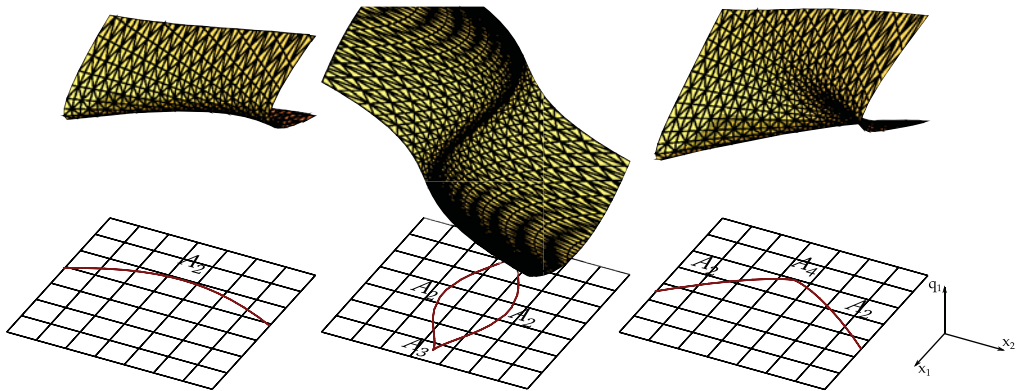


Figure 1. Visual illustrations of catastrophe classes A_2 , A_3 and A_4 (Hidding *et al.* (2014)). The surfaces represent a Lagrangian manifold in the phase space (\mathbf{q}, \mathbf{x}) defined by the Lagrangian and Eulerian coordinates of mass elements, with on the horizontal axis the (final) Eulerian positions and on the vertical axis the (initial) Lagrangian positions. Note that we show only one of the two Lagrangian coordinates. The manifold is projected onto the Eulerian space. This results in several catastrophes. Left: an A_2 line catastrophe. Center: a Zel'dovich pancake singularity, consisting of two A_2 fold arcs and two A_3 cusp catastrophes. Right: a A_4 singularity.

crossing). In mathematics, caustics have been extensively studied and are also known as catastrophes. We can identify them with the locations in configuration space (i.e. the space of final positions of the mass elements), where the projection of the Lagrangian phase-space † submanifold (\mathbf{q}, \mathbf{x}) onto the configuration space leads to an infinite density by the accumulation of mass elements, i.e. where

$$\left\| \frac{\partial \mathbf{x}}{\partial \mathbf{q}} \right\| = 0 \quad (3.1)$$

For a visual appreciation of this, we refer to the illustration in figure 1.

Arnol'd (1972) developed a classification of these (Lagrangian) catastrophes up to local coordinate transformations. Here we shortly summarize the main features of this classification. In the one-dimensional Zel'dovich approximation, poles can only (stably‡) occur in two manifestations, the so-called *fold* and *cusp* catastrophes. In the classification scheme of Arnol'd, these are denoted by A_2 and A_3 . In two-dimensional space, there are two additional classes of (stable) catastrophes, to a total of four catastrophe classes. These are the *swallowtail* and *umbilic* catastrophes, denoted by A_4 and D_4 . Finally, in three-dimensional space, we have a total of seven catastrophe classes. These include the additional A_5 , D_5 and E_5 catastrophes. To obtain a visual impression of these catastrophes, figure 1 contains illustrations of the classes A_2 , A_3 and A_4 . The surfaces represent a Lagrangian manifold in the phase space (\mathbf{q}, \mathbf{x}) , defined by the Lagrangian and Eulerian coordinates of mass elements. The projection of these surfaces on to configuration space \mathbf{x} reveals itself in the spatial identity of the corresponding singularities.

† We consider a phase space (\mathbf{q}, \mathbf{x}) consisting of the (initial) Lagrangian (\mathbf{q}) and (final) Eulerian positions (\mathbf{x}) of the mass elements.

‡ Stable is understood in the sense that a small fluctuation of the Lagrangian manifold does not remove the caustic, but only shifts in in space and time. Note that the singularities of highest dimension only exist at a point in time. The A_2 and A_3 singularities in figure 1 move in time while the A_4 singularity occurs in a transition of the singularity.

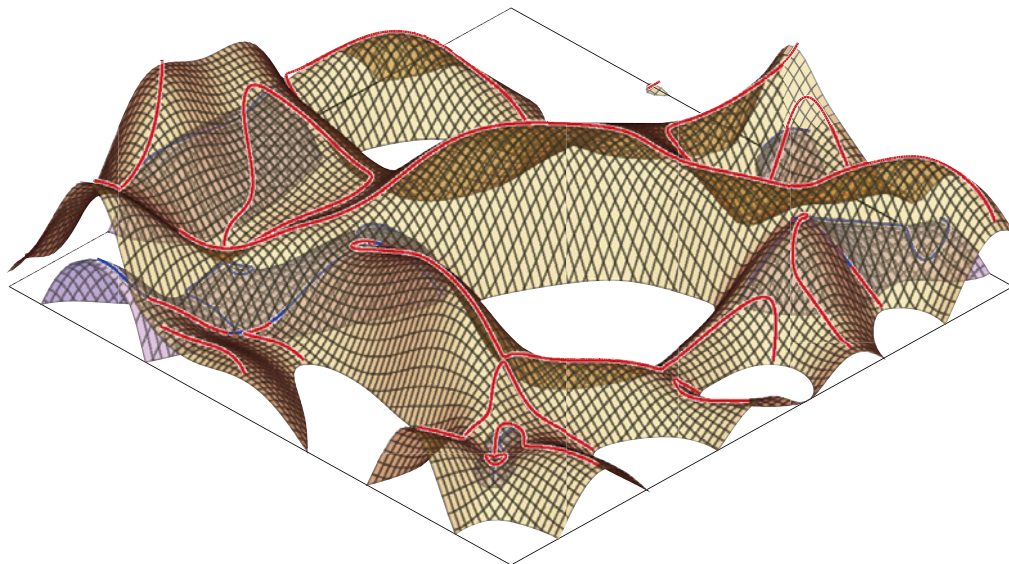


Figure 2. Iso-eigenvalue surfaces of an initial fluctuation field (in Lagrangian space). The yellow surface corresponds to the first eigenvalue λ_1 while the blue surface corresponds to the second eigenvalue field λ_2 . Superimposed are a set of curves. The red and blue lines represent the A_3 -lines corresponding to the first and second eigenvalue fields respectively. The eigenvalue fields of the (initial) Lagrangian density fluctuations completely determine the evolution in the Zel'dovich approximation. The caustic lines and points characterize the generation of singularities.

4. Zel'dovich and the cosmic skeleton

Arnol'd, Shandarin and Zel'dovich (1982) linked the classification of catastrophes to the geometry of the deformation tensor eigenvalue fields in the one- and two-dimensional Zel'dovich approximation. In one dimension, the fold catastrophes correspond to level crossings of the eigenvalue field λ , whereas the cusp catastrophes correspond to maxima and minima of this eigenvalue field.

4.1. Catastrophes in the 2D Zel'dovich formalism

On the basis of catastrophe theory, we may classify the caustics that arise in a cosmic density field that evolves according to the Zel'dovich approximation. The classification is based on the spatial characteristics of the field of the first and second eigenvalues λ_1 and λ_2 of the deformation tensor ψ_{ij} (eqn 2.5). Following Arnol'd *et al.* (1982), we may then identify the corresponding set of A_3 -lines, and A_3 , A_4 and D_4 points (see figure 2, from Hidding *et al.* (2014), for an illustration). These caustic points and curves describe the regions where infinite densities arise in the Zel'dovich approximation.

In two dimensions, the fold catastrophes correspond to isocontours of the first or second eigenvalue fields λ_1 or λ_2 , known as A_2 -lines defined as $A_2^i(\lambda) = \{\mathbf{q} \mid \lambda_i(\mathbf{q}) = \lambda\}$ (see figure 2). The cusp catastrophes are located on the A_2 -lines at which the eigenvector \mathbf{n}^{λ_i} is orthogonal to the gradient of the corresponding eigenvalue field,

$$\mathbf{n}^{\lambda_i}(\mathbf{q}) \cdot \nabla \lambda_i(\mathbf{q}) = 0, \quad i = 1, 2. \quad (4.1)$$

Generically, these points form a piecewise smooth curve, known as the A_3 -line defined as $A_3^i = \{\mathbf{q} \mid \mathbf{n}^{\lambda_i}(\mathbf{q}) \cdot \nabla \lambda_i(\mathbf{q}) = 0\}$ (see figure 2).

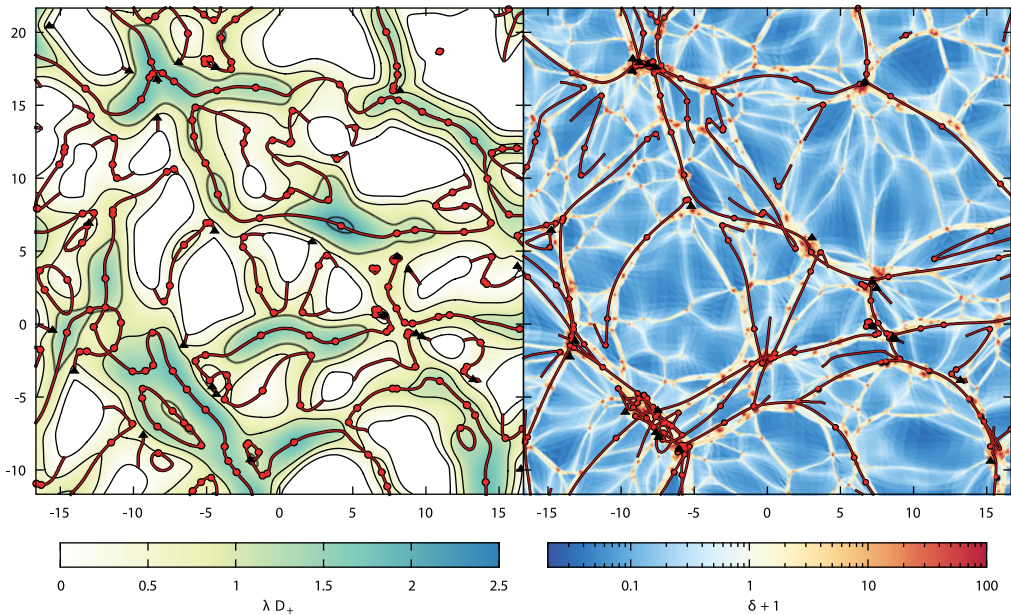


Figure 3. Spatial distribution of singularities in Lagrangian and Eulerian Cosmic Web. The figure compares the spine of the cosmic web with the mass distribution in a 2-D N -body simulation. Left panel: initial field of density fluctuations and the skeleton of identified singularities/catastrophes. Right panel: density field of an evolved 2D cosmological N -body simulation, in which the Lagrangian skeleton of singularities is mapped by means of the Zel'dovich approximation. From Feldbrugge *et al.* 2014.

Note that the caustic points on the A_3 -line assume their A_3 singularity state at different times: starting at a maximum on the A_3 line, the location of the cusps moves along the line towards lower values of the eigenvalue λ_i . Hence, we observe that the maxima and saddle points of the eigenvalue field are special cusp catastrophes. In the Zel'dovich approximation, the maxima mark the points at which the first infinite densities emerge. Subsequently, as time proceeds, the caustics at the maxima become Zel'dovich pancakes consisting of two A_2 fold arcs (see figure 1). The cusps at the tips of the pancake are defined by the corresponding points on the A_3 -line. Within this context, we observe the merging of two pancakes at the saddle points in the eigenvalue field.

The A_4 and D_4 catastrophes occur at the singularities of the A_3 -line. The swallowtail catastrophe occurs when the tangent of the A_3 -line becomes parallel to the isocontour of the corresponding eigenvalue field. The umbilic catastrophes occur in points where the two eigenvalue fields coincide. We refer to Hidding *et al.* (2014) for a more detailed study of the geometric and dynamic nature of the catastrophes in the two-dimensional Zel'dovich approximation.

4.2. Catastrophes and the cosmic skeleton

Although the Zel'dovich approximation is only accurate in the linear and quasi-nonlinear regime, the emerging caustics turn out to be manifest themselves in the present-day nonlinearly evolved large-scale structure. They are a proxy for the cosmic skeleton of the evolving weblike mass distribution. This can be directly appreciated from figure 3. It compares a two-dimensional dark matter N -body simulation with the distribution of caustic curves and points inferred from the Zel'dovich approximation.

The initial Gaussian random density field has a power-law power spectrum. The left panel of figure 3 contains an isocontour map of the first eigenvalue field λ_1 . Superimposed on this map we find the corresponding A_3 -lines and A_3 and D_4 points. The depicted caustics are the ones obtained from the initial density field filtered with a Gaussian kernel, such that the fluctuation amplitude in the linearly extrapolated density slightly exceeds unity. In this manner, the extracted skeleton corresponds to structures that have just entered the collapse phase.

The mass distribution in the right panel is the result of the gravitational growth of the initial Gaussian random field. To follow this, we evolved the initial density and velocity field by a two-dimensional dark matter N -body simulation. The resulting density field is marked by a weblike pattern of clusters, filaments and voids. Superimposed on the density map are the A_3 -lines, A_3 , A_4 and D_4 points, mapped from their Lagrangian towards their Eulerian location by means of the Zel'dovich approximation (eqn. 2.1).

Comparison between both panels reveals a close match between the weblike structure in the density field and the spatial distribution of the catastrophe points and lines. The point catastrophes are mostly located in the dense cluster nodes, while the A_3 -lines are found to closely trace the filaments. It demonstrates the fact the spine of the cosmic web is already outlined by the catastrophes in the Gaussian initial conditions in the Lagrangian volume. In this process, the main structure remains largely intact. It forms a justification for describing the cosmic web in terms of the defining caustic singularities, as may be inferred from detailed studies of the evolving mass and halo distribution in and around the cosmic web (see e.g. Aragón-Calvo *et al.* (2010a), Cautun *et al.* (2014) and Robles (2014)).

It is also good to emphasize the dynamical nature of this definition of the spine of the cosmic web. In this, it differs from the skeleton of the cosmic web identified on the basis of structural and topological aspects of the density field (e.g. Novikov *et al.* (2006), Aragón-Calvo *et al.* (2007), Sousbie (2008), Aragón-Calvo *et al.* (2010b), Sousbie (2011) and Cautun *et al.* (2013)). On the other hand, it establishes a close link to the recent studies by Shandarin *et al.* (2012), Abel *et al.* (2012) and Neyrinck (2012), who assessed the phase-space structure of the cosmic mass distribution to identify the various morphological elements of the cosmic web.

5. Statistics of caustics

As we argued in the previous sections, the catastrophes of the one- and two-dimensional Zel'dovich approximation can be linked to local properties of the deformation tensor eigenvalue fields in the (initial) Lagrangian density field. We assume that this density field closely resembles a Gaussian random field. So far, no counter-evidence for this (i.e., non-Gaussianities) has been found in observations of the cosmic microwave background radiation field. Moreover, the assumption follows naturally from both inflation theory and the central limit theorem.

Gaussian random fields have been extensively studied. Doroshkevich (1970) was among the first to study the eigenvalue field of Gaussian random fields. Bardeen *et al.* (1986) and Adler (1981) studied the statistics of Gaussian random fields near critical points (also see van de Weygaert & Bertschinger (1996), Catelan & Porciani (2001), Desjacques & Smith (2008), Rossi (2012)).

A Gaussian random field is completely characterized by the second order moment of the fluctuation field, i.e., by its autocorrelation function or, equivalently, its power spectrum. For any finite number of points $\mathbf{q}_1, \mathbf{q}_2, \dots, \mathbf{q}_n \in \mathbb{R}^d$, the probability distribution that the

density field $f : \mathbb{R}^d \rightarrow \mathbb{R}$ assumes the values $f_i \in \mathbb{R}$ in $f(\mathbf{q}_i)$ for $i = 1, 2, \dots, n$ is given by

$$p(f(t_1), \dots, f(t_n)) = \frac{\exp \left[-\frac{1}{2} \sum_{i,j} f(t_i)(M^{-1})_{ij}f(t_j) \right]}{[(2\pi)^n \det M]^{1/2}}, \tag{5.1}$$

in which the matrix elements M_{ij} express the spatial 2pt correlation of the field $f(\mathbf{q})$,

$$M_{ij} = \langle f(\mathbf{q}_i)f(\mathbf{q}_j) \rangle. \tag{5.2}$$

Using equation 5.2, we can now calculate statistical properties of the caustics in the one- and two-dimensional Zel'dovich approximation.

Here we evaluate the number density of critical points - maxima, minima and saddle points - and catastrophe points, as well as the average line length of catastrophe lines in (initial) Lagrangian space. It is straightforward to extend this description to the curves and points in Eulerian space.

In order to calculate the density of points in random fields we use Rice's formula (Rice (1944), Rice (1945)). The number density of points \mathbf{q} for which a function $f = (f_1, f_2) : \mathbb{R}^2 \rightarrow \mathbb{R}^2$ takes a value $\mathbf{y} = (y_1, y_2) \in \mathbb{R}^2$ is given by

$$\mathcal{N} = \left\langle \delta^{(2)}(f - \mathbf{y}) \det(f_{i,j}) \right\rangle = \int p(f_1 = y_1, f_2 = y_2, f_{i,j}) \det(f_{i,j}) df_{1,1} \dots df_{2,2}, \tag{5.3}$$

with $f_{i,j} = \frac{\partial f_i}{\partial q_j}$. By using the properties of the eigenvalue fields at the caustics, the density of the A_2 fold and A_3 cusp catastrophes in the one-dimensional case can be expressed as

$$\mathcal{N}_{A_2}(\alpha) = \int |\lambda_{1,1}| p(\lambda_1 = \alpha, \lambda_{1,1}) d\lambda_{1,1}, \tag{5.4}$$

$$\mathcal{N}_{A_3}(\alpha) = \int |\lambda_{1,11}| p(\lambda_1 = \alpha, \lambda_{1,1} = 0, \lambda_{1,11}) d\lambda_{1,11}. \tag{5.5}$$

Note that in equation 5.4 we integrate over \mathbb{R} whereas in equation 5.5 we integrate over $(-\infty, 0)$ for the maxima and $(0, \infty)$ for the minima of λ_1 . In the two-dimensional Zel'dovich approximation, the density of D_4 points can be computed by evaluating the integral

$$\mathcal{N}_{D_4}(\alpha) = \int |\lambda_{1,1}\lambda_{2,2} - \lambda_{1,2}\lambda_{2,1}| p(\lambda_1 = \alpha, \lambda_2 = \alpha, \lambda_{1,1}, \lambda_{1,2}, \lambda_{2,1}, \lambda_{2,2}) d\lambda_{1,1} d\lambda_{1,2} d\lambda_{2,1} d\lambda_{2,2}. \tag{5.6}$$

The density of A_3 and A_4 points in the two-dimensional case are obtained in an analogous fashion.

For the A_3 -lines in the two-dimensional case, we study the curve length density, by adapting the statistical analysis of Longuet-Higgins (1957). The average length of the iso-contour of a function $f : \mathbb{R}^2 \rightarrow \mathbb{R}$ at level y is given by

$$\mathcal{L}(y) = \left\langle \delta^{(1)}(f - y) \sqrt{f_{,1}^2 + f_{,2}^2} \right\rangle = \int p(f = y, f_{,1}, f_{,2}) \sqrt{f_{,1}^2 + f_{,2}^2} df_{,1} df_{,2}. \tag{5.7}$$

By using applying the eigenvalue conditions of the A_3 -lines, we obtain the differential A_3 -line length with respect to the first eigenvalue field λ_1 ,

$$\mathcal{L}_{A_3}(\lambda_1) = \pi \int \sqrt{\lambda_{1,11}^2 + \lambda_{1,12}^2} p(\lambda_1, \lambda_2, \lambda_{1,1} = 0, \lambda_{1,11}, \lambda_{1,12})(\lambda_1 - \lambda_2) d\lambda_{1,11} d\lambda_{1,12} d\lambda_2. \tag{5.8}$$

Other local properties, such as the curvature or the correlation function between caustics, can be determined analogously.

6. Conclusion

Here we have presented a formalism to describe the spatial statistics of caustics in the one- and two-dimensional Zel'dovich approximation, for a given power spectrum of the initial random Gaussian density field. The visual comparison of the spatial distribution of these caustics with the pattern of the mass distribution in N -body simulations demonstrates that the caustics define the spine of the cosmic web. It reflects the strong correspondence between catastrophe lines and points and the emerging weblike structures in the cosmic mass distribution. In other words, the skeleton of the cosmic web appears to be defined by the spatial properties of the tidal force and deformation field in the initial Gaussian mass distribution.

It is straightforward to extend the one- and two-dimensional formalism presented here to three dimensions. Moreover, currently we are looking into how to extend the formalism to more advanced stages of dynamical evolution, using Lagrangian effective field theory.

References

- Abel, T. , Hahn, O., & Kaehler, R., 2012, *MNRAS*, 427, 61
 &Adler, R. J., 1981, *The Geometry of Random Fields*, Wiley
 Adler, R. J., & Taylor, J. E., 2007, *Random Fields and Geometry*, Springer
 Aragón-Calvo, M. A., Jones, B. J. T., van de Weygaert, R., & van der Hulst, J. M., 2007, *Astron. Astrophys.*, 474, 315
 Aragón-Calvo, M. A., van de Weygaert, R. , & Jones, B. J. T., 2010, *MNRAS*, 408, 2163
 Aragón-Calvo, M. A., Platen, E., van de Weygaert, R., & Szalay, A. S., 2010, *Astrophys. J.*, 723, 364
 Arnol'd, V. I., 1972, *Funct. Anal. and its Appl.*, 6, 254
 Arnol'd, V. I., Shandarin, S. F., & Zeldovich, Ia.B., 1982, *Geophys. and Astrophys. Fluid Dynamics*, 20, no. 1-2, 111
 Bardeen, J. M., Bond, J. R., Kaiser, N., & Szalay, A. S., 1986, *Astrophys. J.*, 304, 15
 Bond, J. R., Kofman, L., & Pogosyan, D., 1996, *Nature*, 380, 603
 Catelan, P. & Porciani, C., 2001, *MNRAS*, 323, 713
 Cautun, M., van de Weygaert, R. , & Jones, 2013, *MNRAS*, 429, 1286
 Cautun, M., van de Weygaert, R. , Jones, B. J. T., & Frenk, C. S., 2014, *MNRAS*, 441, 2923
 Desjacques, V. & Smith, R. E., 2008, *Phys. Rev. D*, 78, 023527
 &Doroshkevich, A. G., 1970, *Astrophysics*, 6, Issue 4, 320
 Hidding, J., Shandarin, S. F., & van de Weygaert, R., 2014, *MNRAS*, Vol. 437, , 3442
 &Languet-Higgins, M. S., 1957, *Philosophical Trans. of the Royal Society of London* Vol. 249, 321
 &Neyrinck, M., 2012, *MNRAS*, 427, 494
 Novikov, D., Colombi, S., & Doré, O., 2006, *MNRAS*, 366, 1201
 &Rice, S. O., 1944, *Bell Systems Tech. J.*, 23, 282
 &Rice, S. O., 1945, *Bell Systems Tech. J.*, 24, 46
 Robles, S., Domínguez-Tenreiro R., Oñorbe J., & Martínez-Serrano F., 2014, *MNRAS*, subm.
 Rossi, G., 2012, *MNRAS*, 421, 296
 Shandarin, S. F., Habib, S., & Heitmann, K., 2012, *Phys. Rev. D*, 85, 083005
 Sousbie, T., Pichon, C., Colombi, S., Novikov, D., & Pogosyan, D., 2008, *MNRAS*, 383, 1655
 Sousbie, T., 2011, *MNRAS*, 414, 350
 Shandarin, S. F. & Zel'dovich, Ia.B., 1989, *Rev. Mod. Phys.*, 61, 185
 van de Weygaert, R. & Bertschinger, E., 1996, *MNRAS*, 281, 84
 van de Weygaert, R. & Bond, J. R., 2008, *Lecture Notes in Physics*, 740, 335
 Zel'dovich Ia.B., 1970, *Astron. Astrophys.*, 5, 84