

COUNTY OF CAMDEN

OFFICIAL  
ELECTION  
RESULTS

2017 General Election  
November 7, 2017



Making It Better, Together.

**CAM\_20171107\_E**

**November 7, 2017**

**Summary Report**

**Camden County**

**Official Results**

<b>Registration &amp; Turnout</b>	348,779	Voters	<b>State Senate 8th District (cont'd...)</b>	(19)	19/19	100.00%
Election Day Turnout	95,811	27.47%	Write-In		5	0.07%
Mail-In Ballot Turnout	25,864	7.42%				
Provisional Turnout	1,783	0.51%	<b>Total ...</b>		<b>6,706</b>	<b>100.00%</b>
Rejected Ballots Turnout	0	0.00%	<b>General Assembly 4th District</b>	(77)	77/77	100.00%
Emergency Turnout	0	0.00%	Under Votes: 4922			
<b>Total ...</b>	<b>123,458</b>	<b>35.40%</b>	Over Votes: 58			
<b>Governor</b>	(343)	343/343	100.00%	<b>DEM - Paul D. MORIARTY</b>	<b>19,628</b>	<b>34.59%</b>
Under Votes: 2122				<b>DEM - Gabriela M. MOSQUERA</b>	<b>18,745</b>	<b>33.04%</b>
Over Votes: 281				REP - Patricia JEFFERSON KLINE	9,045	15.94%
<b>DEM - MURPHY/OLIVER</b>	<b>81,268</b>	<b>67.13%</b>		REP - Eduardo J. MALDONADO	8,678	15.29%
REP - GUADAGNO/RENDO	37,113	30.66%		NON - William MC CAULEY, JR.	622	1.10%
NON - ROHRMAN/LA GUERRE	876	0.72%		Write-In	22	0.04%
NON - Matthew RICCARDI	238	0.20%		<b>Total ...</b>	<b>56,740</b>	<b>100.00%</b>
NON - Gina GENOVESE	709	0.59%		<b>General Assembly 5th District</b>	(95)	95/95
NON - KAPER-DALE/DURDEN	538	0.44%		Under Votes: 5736		
NON - ROSS/JOHNSON	173	0.14%		Over Votes: 6		
Write-In	140	0.12%		<b>DEM - Patricia EGAN JONES</b>	<b>18,216</b>	<b>38.39%</b>
<b>Total ...</b>	<b>121,055</b>	<b>100.00%</b>		<b>DEM - Arthur BARCLAY</b>	<b>16,973</b>	<b>35.77%</b>
<b>State Senate 4th District</b>	(77)	77/77	100.00%	REP - Kevin EHRET	5,980	12.60%
Under Votes: 8288				REP - Teresa L. GORDON	6,256	13.18%
Over Votes: 1				Write-In	31	0.07%
<b>DEM - Fred H. MADDEN</b>	<b>22,287</b>	<b>98.74%</b>		<b>Total ...</b>	<b>47,456</b>	<b>100.00%</b>
Write-In	284	1.26%		<b>General Assembly 6th District</b>	(152)	152/152
<b>Total ...</b>	<b>22,571</b>	<b>100.00%</b>		Under Votes: 8420		
<b>State Senate 5th District</b>	(95)	95/95	100.00%	Over Votes: 50		
Under Votes: 1645				<b>DEM - Louis D. GREENWALD</b>	<b>39,573</b>	<b>36.25%</b>
Over Votes: 32				<b>DEM - Pamela R. LAMPITT</b>	<b>38,129</b>	<b>34.93%</b>
<b>DEM - Nilsa CRUZ-PEREZ</b>	<b>18,154</b>	<b>72.84%</b>		REP - Winston EXTAVOUR	15,078	13.81%
REP - Keith WALKER	6,436	25.82%		REP - David C. MOY	15,520	14.22%
NON - Mohammad KABIR	314	1.26%		NON - Monica SOHLER	786	0.72%
Write-In	18	0.07%		Write-In	68	0.06%
<b>Total ...</b>	<b>24,922</b>	<b>100.00%</b>		<b>Total ...</b>	<b>109,154</b>	<b>100.00%</b>
<b>State Senate 6th District</b>	(152)	152/152	100.00%	<b>General Assembly 8th District</b>	(19)	19/19
Under Votes: 2676				Under Votes: 1329		
Over Votes: 15				Over Votes: 2		
<b>DEM - James BEACH</b>	<b>39,188</b>	<b>69.83%</b>		<b>DEM - Joanne SCHWARTZ</b>	<b>3,530</b>	<b>27.06%</b>
REP - Robert SHAPIRO	16,866	30.05%		<b>DEM - Maryann MERLINO</b>	<b>3,554</b>	<b>27.25%</b>
Write-In	67	0.12%		REP - Ryan PETERS	2,935	22.50%
<b>Total ...</b>	<b>56,121</b>	<b>100.00%</b>		REP - Joe HOWARTH	2,819	21.61%
<b>State Senate 8th District</b>	(19)	19/19	100.00%	NON - Ryan T. CALHOUN	195	1.50%
Under Votes: 481				Write-In	10	0.08%
Over Votes: 0				<b>Total ...</b>	<b>13,043</b>	<b>100.00%</b>
<b>DEM - George B. YOUNGKIN</b>	<b>3,607</b>	<b>53.79%</b>				
REP - Dawn Marie ADDIEGO	3,094	46.14%				

## CAM\_20171107\_E

November 7, 2017

## Summary Report

## Camden County

## Official Results

<b>Board of Chosen Freeholders</b>	(343)	343/343	100.00%	<b>Berlin Twp Mayor (cont'd...)</b>	(4)	4/4	100.00%
Under Votes: 23867				Write-In		44	4.62%
Over Votes: 44				<b>Total ...</b>		<b>952</b>	<b>100.00%</b>
<b>DEM - Louis CAPPELLI, JR.</b>		<b>79,028</b>	<b>35.44%</b>	<b>Brooklawn Council UNEX</b>	(1)	1/1	100.00%
<b>DEM - Jonathan L. YOUNG, SR.</b>		<b>74,759</b>	<b>33.52%</b>	Under Votes: 93			
REP - Keith CYBULSKI		33,724	15.12%	Over Votes: 0			
REP - Nicole A. NANCE		35,354	15.85%	<b>DEM - Patricia MC CONNELL</b>		<b>303</b>	<b>98.70%</b>
Write-In		140	0.06%	Write-In		4	1.30%
<b>Total ...</b>		<b>223,005</b>	<b>100.00%</b>	<b>Total ...</b>		<b>307</b>	<b>100.00%</b>
<b>Audubon Park Council</b>	(1)	1/1	100.00%	<b>Brooklawn Council</b>	(1)	1/1	100.00%
Under Votes: 230				Under Votes: 206			
Over Votes: 0				Over Votes: 0			
<b>DEM - Judy DI PASQUALE</b>		<b>174</b>	<b>50.58%</b>	<b>DEM - Jerry GRANSTROM</b>		<b>301</b>	<b>50.67%</b>
<b>DEM - Karen LEWIS</b>		<b>163</b>	<b>47.38%</b>	<b>DEM - Michael MEVOLI</b>		<b>287</b>	<b>48.32%</b>
Write-In		7	2.03%	Write-In		6	1.01%
<b>Total ...</b>		<b>344</b>	<b>100.00%</b>	<b>Total ...</b>		<b>594</b>	<b>100.00%</b>
<b>Barrington Council</b>	(5)	5/5	100.00%	<b>Camden City Mayor</b>	(40)	40/40	100.00%
Under Votes: 728				Under Votes: 762			
Over Votes: 0				Over Votes: 38			
<b>DEM - Kirk POPIOLEK</b>		<b>1,189</b>	<b>39.19%</b>	<b>DEM - Francisco 'Frank' MORAN</b>		<b>6,426</b>	<b>89.04%</b>
<b>DEM - Candice FAWLEY</b>		<b>1,067</b>	<b>35.17%</b>	NON - Tirson LAMBERTY		188	2.60%
REP - Nicholas V. FANELLE		764	25.18%	NON - Jerome TAYLOR		559	7.75%
Write-In		14	0.46%	Write-In		44	0.61%
<b>Total ...</b>		<b>3,034</b>	<b>100.00%</b>	<b>Total ...</b>		<b>7,217</b>	<b>100.00%</b>
<b>Bellmawr Council</b>	(7)	7/7	100.00%	<b>Camden City Council at Large</b>	(40)	40/40	100.00%
Under Votes: 1561				Under Votes: 4629			
Over Votes: 0				Over Votes: 6			
<b>DEM - James F. D'ANGELO</b>		<b>1,810</b>	<b>49.28%</b>	<b>DEM - Angel FUENTES</b>		<b>6,596</b>	<b>33.97%</b>
<b>DEM - Paul T. DE ANGELIS</b>		<b>1,813</b>	<b>49.36%</b>	<b>DEM - Sheila DAVIS</b>		<b>6,384</b>	<b>32.88%</b>
Write-In		50	1.36%	<b>DEM - Curtis JENKINS</b>		<b>6,329</b>	<b>32.60%</b>
<b>Total ...</b>		<b>3,673</b>	<b>100.00%</b>	Write-In		107	0.55%
<b>Berlin Boro Council</b>	(5)	5/5	100.00%	<b>Total ...</b>		<b>19,416</b>	<b>100.00%</b>
Under Votes: 690				<b>Cherry Hill Council</b>	(48)	48/48	100.00%
Over Votes: 14				Under Votes: 7751			
REP - Joseph A. ADOLF		640	18.15%	Over Votes: 36			
REP - Nick D. MACCARONI		664	18.83%	<b>DEM - David FLEISHER</b>		<b>13,424</b>	<b>17.55%</b>
<b>NON - Leonard BADOLATO</b>		<b>1,096</b>	<b>31.08%</b>	<b>DEM - Carole ROSKOPH</b>		<b>12,747</b>	<b>16.67%</b>
<b>NON - Richard MILLER</b>		<b>1,122</b>	<b>31.82%</b>	<b>DEM - Sangeeta DOSHI</b>		<b>12,387</b>	<b>16.20%</b>
Write-In		4	0.11%	<b>DEM - Carolyn M. JACOBS</b>		<b>12,906</b>	<b>16.87%</b>
<b>Total ...</b>		<b>3,526</b>	<b>100.00%</b>	REP - Andrew H. BEHREND		6,222	8.14%
<b>Berlin Twp Mayor</b>	(4)	4/4	100.00%	REP - John PAPEIKA		6,083	7.95%
Under Votes: 395				REP - Scott COHEN		6,489	8.48%
Over Votes: 1				REP - Joseph RODI, JR.		6,157	8.05%
<b>DEM - Phyllis JEFFRIES MAGAZZU</b>		<b>908</b>	<b>95.38%</b>				

**CAM\_20171107\_E**

**November 7, 2017**

**Summary Report**

**Camden County**

**Official Results**

<b>Cherry Hill Council (cont'd...)</b>	(48)	48/48	100.00%	<b>Gloucester Twp Council (cont'd...)</b>	(40)	40/40	100.00%
Write-In		66	0.09%	Write-In		12	0.03%
<b>Total ...</b>		<b>76,481</b>	<b>100.00%</b>	<b>Total ...</b>		<b>43,832</b>	<b>100.00%</b>
<b>Chesilhurst Council</b>	(1)	1/1	100.00%	<b>Haddon Heights Council UNEX</b>	(7)	7/7	100.00%
Under Votes: 130				Under Votes: 158			
Over Votes: 4				Over Votes: 0			
<b>DEM - Rukiah ALWAN</b>		<b>239</b>	<b>35.25%</b>	<b>DEM - Scott SCHREIBER</b>		<b>1,676</b>	<b>57.91%</b>
<b>DEM - Jamila ODOM GARNETT</b>		<b>230</b>	<b>33.92%</b>	REP - Mike GATTI		1,216	42.02%
NON - Philip ROBINSON		105	15.49%	Write-In		2	0.07%
NON - Timothy M. FLOOD		101	14.90%	<b>Total ...</b>		<b>2,894</b>	<b>100.00%</b>
Write-In		3	0.44%				
<b>Total ...</b>		<b>678</b>	<b>100.00%</b>	<b>Haddon Heights Council</b>	(7)	7/7	100.00%
<b>Clementon Council</b>	(3)	3/3	100.00%	Under Votes: 231			
Under Votes: 166				Over Votes: 4			
Over Votes: 0				<b>DEM - Stephanie MADDEN</b>		<b>1,650</b>	<b>28.11%</b>
<b>DEM - Meghan MILANO</b>		<b>528</b>	<b>28.24%</b>	<b>DEM - Christopher MROZINSKI</b>		<b>1,520</b>	<b>25.90%</b>
<b>DEM - Holly STROBL</b>		<b>487</b>	<b>26.04%</b>	REP - Kathy LANGE		1,415	24.11%
REP - Lynn LOFLAND		416	22.25%	REP - Richard KINKLER		1,284	21.88%
REP - Gary SAUNDERS		438	23.42%	Write-In		0	0.00%
Write-In		1	0.05%	<b>Total ...</b>		<b>5,869</b>	<b>100.00%</b>
<b>Total ...</b>		<b>1,870</b>	<b>100.00%</b>	<b>Hi-Nella Council</b>	(1)	1/1	100.00%
<b>Gibbsboro Council</b>	(2)	2/2	100.00%	Under Votes: 194			
Under Votes: 694				Over Votes: 0			
Over Votes: 0				<b>DEM - Cindy MC COY</b>		<b>121</b>	<b>90.30%</b>
<b>NON - John FLYNN</b>		<b>322</b>	<b>47.08%</b>	Write-In		11	8.21%
<b>NON - Fred DETERDING</b>		<b>349</b>	<b>51.02%</b>	NON - Neil Diamond		2	1.49%
Write-In		13	1.90%	<b>Total ...</b>		<b>134</b>	<b>100.00%</b>
<b>Total ...</b>		<b>684</b>	<b>100.00%</b>	<b>Laurel Springs Council</b>	(2)	2/2	100.00%
<b>Gloucester Twp Mayor</b>	(40)	40/40	100.00%	Under Votes: 790			
Under Votes: 663				Over Votes: 0			
Over Votes: 4				<b>DEM - Joseph CRUZ</b>		<b>437</b>	<b>78.60%</b>
<b>DEM - David R. MAYER</b>		<b>9,570</b>	<b>61.88%</b>	Write-In		73	13.13%
REP - Frank J. RADISCH, III		5,884	38.04%	NON - Doug Delpidio		46	8.27%
Write-In		12	0.08%	<b>Total ...</b>		<b>556</b>	<b>100.00%</b>
<b>Total ...</b>		<b>15,466</b>	<b>100.00%</b>	<b>Lawnside Council</b>	(2)	2/2	100.00%
<b>Gloucester Twp Council</b>	(40)	40/40	100.00%	Under Votes: 277			
Under Votes: 4558				Over Votes: 0			
Over Votes: 9				<b>DEM - Clifford L. STILL</b>		<b>858</b>	<b>51.72%</b>
<b>DEM - Michelle L. WINTERS</b>		<b>9,257</b>	<b>21.12%</b>	<b>DEM - Rhonda WARDLOW-HURLEY</b>		<b>789</b>	<b>47.56%</b>
<b>DEM - Scott D. OWENS</b>		<b>8,574</b>	<b>19.56%</b>	Write-In		12	0.72%
<b>DEM - Dan HUTCHISON</b>		<b>8,708</b>	<b>19.87%</b>	<b>Total ...</b>		<b>1,659</b>	<b>100.00%</b>
REP - Peter D. HEINBAUGH		5,617	12.81%	<b>Lindenwold Council</b>	(9)	9/9	100.00%
REP - Jennifer O'DONNELL		6,037	13.77%	Under Votes: 1335			
REP - Rhoda D. MONTANA		5,627	12.84%	Over Votes: 0			
				<b>DEM - Linda M. HESS</b>		<b>2,179</b>	<b>50.59%</b>



**CAM\_20171107\_E**

**November 7, 2017**

**Summary Report**

**Camden County**

**Official Results**

<b>Lindenwold Council (cont'd...)</b>	(9)	9/9 100.00%	<b>Pine Hill Council (cont'd...)</b>	(6)	6/6 100.00%
<b>DEM - Sandra SINON</b>		<b>2,093 48.60%</b>	<b>DEM - Patricia L. CORRY-GAFT</b>		<b>1,394 45.04%</b>
Write-In		35 0.81%	NON - Martin MENDETTA		298 9.63%
<b>Total ...</b>		<b>4,307 100.00%</b>	Write-In		17 0.55%
			<b>Total ...</b>		<b>3,095 100.00%</b>
<b>Magnolia Council</b>	(4)	4/4 100.00%	<b>Runnemed Council</b>	(6)	6/6 100.00%
Under Votes: 564			Under Votes: 1234		
Over Votes: 0			Over Votes: 0		
<b>DEM - Mary F. MARTZ</b>		<b>796 49.75%</b>	<b>DEM - Patricia TARTAGLIA-PASSIO</b>		<b>1,217 49.63%</b>
<b>DEM - Steven WHALEN</b>		<b>788 49.25%</b>	<b>DEM - John RANIERI</b>		<b>1,200 48.94%</b>
Write-In		16 1.00%	Write-In		35 1.43%
<b>Total ...</b>		<b>1,600 100.00%</b>	<b>Total ...</b>		<b>2,452 100.00%</b>
<b>Merchantville Council</b>	(3)	3/3 100.00%	<b>Somerdale Council</b>	(4)	4/4 100.00%
Under Votes: 618			Under Votes: 628		
Over Votes: 0			Over Votes: 0		
<b>DEM - Andrew O. MC LOONE</b>		<b>703 50.14%</b>	<b>DEM - Larry SEFCHICK</b>		<b>1,006 49.80%</b>
<b>DEM - Katherine E. SWANN</b>		<b>677 48.29%</b>	<b>DEM - James J. PERRY</b>		<b>1,007 49.85%</b>
Write-In		22 1.57%	Write-In		7 0.35%
<b>Total ...</b>		<b>1,402 100.00%</b>	<b>Total ...</b>		<b>2,020 100.00%</b>
<b>Oaklyn Council</b>	(4)	4/4 100.00%	<b>Stratford Council</b>	(6)	6/6 100.00%
Under Votes: 617			Under Votes: 185		
Over Votes: 0			Over Votes: 2		
<b>DEM - Dorothy VALIANTI</b>		<b>828 49.55%</b>	<b>DEM - Harry "Tom" COLLINS</b>		<b>1,080 31.28%</b>
<b>DEM - Charles LEHMAN</b>		<b>827 49.49%</b>	<b>DEM - Pat GILLIGAN</b>		<b>1,049 30.38%</b>
Write-In		16 0.96%	REP - John D. DUDLEY		626 18.13%
<b>Total ...</b>		<b>1,671 100.00%</b>	REP - David GRAY		691 20.01%
<b>Pennsauken Twp Committee UNEX</b>	(24)	24/24 100.00%	Write-In		7 0.20%
Under Votes: 1718			<b>Total ...</b>		<b>3,453 100.00%</b>
Over Votes: 0			<b>Tavistock Commissioners</b>	(0)	
<b>DEM - Bill ORTH</b>		<b>5,965 98.95%</b>	Under Votes: 0		
Write-In		63 1.05%	Over Votes: 0		
<b>Total ...</b>		<b>6,028 100.00%</b>	<b>NON - John J. AGLIALORO</b>		<b>3 33.33%</b>
<b>Pennsauken Twp. Committee</b>	(24)	24/24 100.00%	<b>NON - Joan P. CARTER</b>		<b>3 33.33%</b>
Under Votes: 2452			<b>NON - Joseph A. DEL DUCA</b>		<b>3 33.33%</b>
Over Votes: 12			Write-In		0 0.00%
<b>DEM - Betsy MC BRIDE</b>		<b>5,430 41.68%</b>	<b>Total ...</b>		<b>9 100.00%</b>
<b>DEM - Jack KILLION</b>		<b>5,150 39.53%</b>	<b>Voorhees Twp. Committee</b>	(19)	19/19 100.00%
DEM - Vincent SQUIRE		1,319 10.12%	Under Votes: 711		
NON - William FINNEGAN		1,099 8.44%	Over Votes: 8		
Write-In		30 0.23%	<b>DEM - Michael R. MIGNOGNA</b>		<b>5,104 32.80%</b>
<b>Total ...</b>		<b>13,028 100.00%</b>	<b>DEM - Harry A. PLATT</b>		<b>4,965 31.91%</b>
<b>Pine Hill Council</b>	(6)	6/6 100.00%	REP - Carmine D. VALENTINO		2,737 17.59%
Under Votes: 1001			REP - Lisa DE AUGUSTINE		2,750 17.67%
Over Votes: 4			<b>DEM - Charles W. JAXEL , JR.</b>		<b>1,386 44.78%</b>

**CAM\_20171107\_E**

**November 7, 2017**

**Summary Report**

**Camden County**

**Official Results**

<b>Voorhees Twp. Committee (cont'd...)</b>	(19)	19/19	100.00%	<b>Winslow Twp. Committee Ward 3 (cont'i</b>	(5)	5/5	100.00%
Write-In		3	0.02%	Write-In		3	0.16%
<b>Total ...</b>		<b>15,559</b>	<b>100.00%</b>	<b>Total ...</b>		<b>1,859</b>	<b>100.00%</b>
<b>Waterford Twp. Committee</b>	(8)	8/8	100.00%	<b>Public Question #2</b>	(343)	343/343	100.00%
Under Votes: 522				Under Votes: 28071			
Over Votes: 18				Over Votes: 29			
<b>DEM - Rick YEATMAN, SR.</b>		<b>1,139</b>	<b>20.75%</b>	<b>Yes</b>		<b>70,071</b>	<b>73.48%</b>
DEM - Howard WILSON		1,105	20.13%	No		25,287	26.52%
REP - Ralph A. FERGUSON		1,137	20.72%	<b>Total ...</b>		<b>95,358</b>	<b>100.00%</b>
<b>REP - Rita M. HANNA</b>		<b>1,186</b>	<b>21.61%</b>	<b>Chesilhurst Boro Municipal Question</b>	(1)	1/1	100.00%
NON - Andrew L. WADE		903	16.45%	Under Votes: 96			
Write-In		18	0.33%	Over Votes: 1			
<b>Total ...</b>		<b>5,488</b>	<b>100.00%</b>	Yes		154	49.84%
<b>Winslow Twp. Committee Ward 1</b>	(6)	6/6	100.00%	<b>No</b>		<b>155</b>	<b>50.16%</b>
Under Votes: 110				<b>Total ...</b>		<b>309</b>	<b>100.00%</b>
Over Votes: 1				<b>Winslow Twp. Committee Ward 4</b>	(5)	5/5	100.00%
<b>DEM - Edward PLECYNSKI</b>		<b>1,363</b>	<b>55.32%</b>	Under Votes: 116			
REP - Jeffrey J. FORTUNE		1,100	44.64%	Over Votes: 0			
Write-In		1	0.04%	<b>DEM - Charles FLAMINI</b>		<b>1,802</b>	<b>77.61%</b>
<b>Total ...</b>		<b>2,464</b>	<b>100.00%</b>	REP - Linda MC CRAE		517	22.27%
<b>Winslow Twp Committee Ward 2 UNEX</b>	(6)	6/6	100.00%	Write-In		3	0.13%
Under Votes: 776				<b>Total ...</b>		<b>2,322</b>	<b>100.00%</b>
Over Votes: 0				<b>Woodlynne Council UNEX</b>	(2)	2/2	100.00%
<b>DEM - Carlos A. VASCOS</b>		<b>1,895</b>	<b>99.06%</b>	Under Votes: 71			
Write-In		18	0.94%	Over Votes: 0			
<b>Total ...</b>		<b>1,913</b>	<b>100.00%</b>	<b>DEM - Shana K. FELICIANO</b>		<b>285</b>	<b>98.62%</b>
<b>Public Question #1</b>	(343)	343/343	100.00%	Write-In		4	1.38%
Under Votes: 27692				<b>Total ...</b>		<b>289</b>	<b>100.00%</b>
Over Votes: 28				<b>Woodlynne Council</b>	(2)	2/2	100.00%
<b>Yes</b>		<b>62,699</b>	<b>65.49%</b>	Under Votes: 180			
No		33,039	34.51%	Over Votes: 0			
<b>Total ...</b>		<b>95,738</b>	<b>100.00%</b>	<b>DEM - Pablo FUENTES</b>		<b>267</b>	<b>49.44%</b>
<b>Winslow Twp. Committee Ward 2</b>	(6)	6/6	100.00%	<b>DEM - Clyde E. COOK</b>		<b>265</b>	<b>49.07%</b>
Under Votes: 140				Write-In		8	1.48%
Over Votes: 0				<b>Total ...</b>		<b>540</b>	<b>100.00%</b>
<b>DEM - Evelyn LEVERETT</b>		<b>1,738</b>	<b>68.18%</b>	<b>Local BOE- Audubon</b>	(9)	9/9	100.00%
REP - Harry E. MUMMA, JR.		808	31.70%	Under Votes: 3020			
Write-In		3	0.12%	Over Votes: 6			
<b>Total ...</b>		<b>2,549</b>	<b>100.00%</b>	NON - Matthew REPETTO		672	10.66%
<b>Winslow Twp. Committee Ward 3</b>	(5)	5/5	100.00%	<b>NON - Pamela CHIARADIA</b>		<b>1,098</b>	<b>17.43%</b>
Under Votes: 248				<b>NON - Marianne BROWN</b>		<b>1,107</b>	<b>17.57%</b>
Over Votes: 0				NON - Pasquale 'Pat' YACOVELLI		776	12.32%
<b>DEM - Marie LAWRENCE</b>		<b>1,856</b>	<b>99.84%</b>	NON - Cheryl ALVIN		722	11.46%
				NON - Jessica DI VIETRO		632	10.03%

**CAM\_20171107\_E**

**November 7, 2017**

**Summary Report**

**Camden County**

**Official Results**

<b>Local BOE- Audubon (cont'd...)</b>	(9)	9/9	100.00%	<b>Local BOE- Berlin Township (cont'd...)</b>	(4)	4/4	100.00%
<b>NON - Jeffrey WHITMAN</b>		<b>1,280</b>	<b>20.31%</b>	Write-In		24	1.13%
Write-In		14	0.22%				
<b>Total ...</b>		<b>6,301</b>	<b>100.00%</b>	<b>Total ...</b>		<b>2,132</b>	<b>100.00%</b>
<b>Local BOE- Barrington Boro</b>	(5)	5/5	100.00%	<b>Local BOE-Brooklawn UNEX</b>	(1)	1/1	100.00%
Under Votes: 2581				Under Votes: 138			
Over Votes: 0				Over Votes: 0			
<b>NON - Kelli MARTONE</b>		<b>992</b>	<b>32.40%</b>	<b>NON - Kathleen MAASS</b>		<b>251</b>	<b>95.80%</b>
<b>NON - Martin J. SCHOETTLER, JR.</b>		<b>1,016</b>	<b>33.18%</b>	Write-In		11	4.20%
<b>NON - Jennifer SCHUSTER</b>		<b>1,037</b>	<b>33.87%</b>	<b>Total ...</b>		<b>262</b>	<b>100.00%</b>
Write-In		17	0.56%				
<b>Total ...</b>		<b>3,062</b>	<b>100.00%</b>	<b>Local BOE- Brooklawn Boro</b>	(1)	1/1	100.00%
<b>Local BOE- Bellmawr Boro</b>	(7)	7/7	100.00%	Under Votes: 497			
Under Votes: 3381				Over Votes: 3			
Over Votes: 21				<b>NON - Christina SHAW</b>		<b>188</b>	<b>26.86%</b>
<b>NON - Danielle TOME0</b>		<b>1,199</b>	<b>26.95%</b>	<b>NON - James E. EVERETT</b>		<b>182</b>	<b>26.00%</b>
<b>NON - Kelly ROSATO</b>		<b>1,206</b>	<b>27.11%</b>	<b>NON - Taylor FARROW</b>		<b>197</b>	<b>28.14%</b>
NON - Jody MANGUS		996	22.39%	NON - Bruce DARROW		126	18.00%
<b>NON - Lisa YOUNG</b>		<b>1,030</b>	<b>23.15%</b>	Write-In		7	1.00%
Write-In		18	0.40%	<b>Total ...</b>		<b>700</b>	<b>100.00%</b>
<b>Total ...</b>		<b>4,449</b>	<b>100.00%</b>	<b>Local BOE- Cherry Hill Township</b>	(48)	48/48	100.00%
<b>Eastern Cam Co Regional Member BOE E</b>	(5)	5/5	100.00%	Under Votes: 26510			
Under Votes: 810				Over Votes: 369			
Over Votes: 0				NON - Fredrick DANDE		5,319	14.64%
<b>NON - Gail DAVID</b>		<b>1,288</b>	<b>98.70%</b>	<b>NON - Lisa SAIDEL</b>		<b>8,779</b>	<b>24.17%</b>
Write-In		17	1.30%	<b>NON - Eric GOODWIN</b>		<b>7,480</b>	<b>20.59%</b>
<b>Total ...</b>		<b>1,305</b>	<b>100.00%</b>	<b>NON - Carol MATLACK</b>		<b>7,959</b>	<b>21.91%</b>
<b>Local BOE- Berlin Boro</b>	(5)	5/5	100.00%	NON - Sally TONG		6,615	18.21%
Under Votes: 2721				Write-In		170	0.47%
Over Votes: 24				<b>Total ...</b>		<b>36,322</b>	<b>100.00%</b>
<b>NON - Jocelyn LEWIS</b>		<b>975</b>	<b>27.08%</b>	<b>Local BOE-Chesilhurst Boro UNEX</b>	(1)	1/1	100.00%
NON - Francis J. BALLAK		822	22.83%	Under Votes: 395			
<b>NON - Francine M. VISCOME</b>		<b>933</b>	<b>25.92%</b>	Over Votes: 0			
<b>NON - Lisa ASARE</b>		<b>847</b>	<b>23.53%</b>	Write-In		7	63.64%
Write-In		23	0.64%	NON - Linda Hirn		4	36.36%
<b>Total ...</b>		<b>3,600</b>	<b>100.00%</b>	<b>Total ...</b>		<b>11</b>	<b>100.00%</b>
<b>Local BOE- Berlin Township</b>	(4)	4/4	100.00%	<b>Local BOE- Chesilhurst Boro</b>	(1)	1/1	100.00%
Under Votes: 1879				Under Votes: 647			
Over Votes: 33				Over Votes: 0			
<b>NON - Mary WILLIAMS</b>		<b>608</b>	<b>28.52%</b>	<b>NON - Debra L. BARNEY</b>		<b>161</b>	<b>97.58%</b>
<b>NON - Gerard PETERSEN</b>		<b>523</b>	<b>24.53%</b>	Write-In		4	2.42%
<b>NON - Sol COHEN</b>		<b>493</b>	<b>23.12%</b>	<b>Total ...</b>		<b>165</b>	<b>100.00%</b>
NON - Keith A. JONES		484	22.70%				
<b>Local BOE Clementon Boro UNEX</b>	(3)	3/3	100.00%	<b>Local BOE Clementon Boro UNEX</b>	(3)	3/3	100.00%
Under Votes: 975				Under Votes: 975			
Over Votes: 0				Over Votes: 0			
Write-In				Write-In		34	79.07%

**CAM\_20171107\_E**

**November 7, 2017**

**Summary Report**

**Camden County**

**Official Results**

<b>Local BOE Clementon Boro UNEX (cont)</b> (3) 3/3 100.00%	<b>Local BOE-Gloucester City</b> (8) 8/8 100.00%
NON - Emily Nichols 9 20.93%	Under Votes: 3486
<b>Total ...</b> 43 100.00%	Over Votes: 0
<b>Local BOE- Clementon Boro</b> (3) 3/3 100.00%	<b>NON - Stephanie KENNEY-COHAN</b> 1,241 44.91%
Under Votes: 1415	<b>NON - Jacqueline BORGER</b> 1,150 41.62%
Over Votes: 15	Write-In 206 7.46%
<b>NON - Randall FREILING</b> 323 19.89%	NON - Jason Chiodi 166 6.01%
<b>NON - Katherine ANDERSON</b> 265 16.32%	<b>Total ...</b> 2,763 100.00%
<b>NON - Lisa MOORE</b> 245 15.09%	<b>Black Horse Pike Regional Member BOE</b> (40) 40/40 100.00%
NON - Emily NICHOLS 221 13.61%	Under Votes: 23287
NON - Anthony NUCERA 130 8.00%	Over Votes: 6
NON - Jennifer MORRISSEY 217 13.36%	<b>NON - Joyce W. ELLIS</b> 8,479 33.77%
NON - William F. WEYLAND 211 12.99%	<b>NON - Kevin J. BUCCERONI, SR.</b> 8,290 33.02%
Write-In 12 0.74%	<b>NON - Jill DAWSON</b> 8,222 32.75%
<b>Total ...</b> 1,624 100.00%	Write-In 115 0.46%
<b>Local BOE- Collingswood Boro</b> (12) 12/12 100.00%	<b>Total ...</b> 25,106 100.00%
Under Votes: 5853	<b>Local BOE- Gloucester Township</b> (40) 40/40 100.00%
Over Votes: 0	Under Votes: 20608
<b>NON - Antonina MILLER</b> 2,513 32.30%	Over Votes: 309
<b>NON - Fiona HENRY</b> 2,570 33.04%	NON - Joshua A. DAVISON 4,400 16.01%
<b>NON - Kimberly M. BROOKS</b> 2,619 33.67%	<b>NON - Mark GALLO</b> 5,997 21.82%
Write-In 77 0.99%	<b>NON - Mary Jo DINTINO</b> 6,572 23.91%
<b>Total ...</b> 7,779 100.00%	NON - Franklin T. SCHMIDT 4,646 16.91%
<b>Eastern Cam Co Reg BOE-Gibbsboro</b> (2) 2/2 100.00%	<b>NON - Mary Ann JOHNSON</b> 5,689 20.70%
Under Votes: 236	Write-In 178 0.65%
Over Votes: 0	<b>Total ...</b> 27,482 100.00%
<b>NON - Dennis DEICHERT</b> 448 98.90%	<b>Local BOE-Haddonfield Boro UNEX</b> (10) 10/10 100.00%
Write-In 5 1.10%	Under Votes: 1690
<b>Total ...</b> 453 100.00%	Over Votes: 1
<b>Local BOE-Gibbsboro Boro UNEX</b> (2) 2/2 100.00%	<b>NON - Glenn MORAMARCO</b> 2,867 98.86%
Under Votes: 626	Write-In 33 1.14%
Over Votes: 0	<b>Total ...</b> 2,900 100.00%
Write-In 22 34.92%	<b>Local BOE- Haddonfield Boro</b> (10) 10/10 100.00%
<b>NON - Andrew Parsinitz</b> 41 65.08%	Under Votes: 4086
<b>Total ...</b> 63 100.00%	Over Votes: 48
<b>Local BOE- Gibbsboro Boro</b> (2) 2/2 100.00%	NON - Robert LITTLE, III 1,285 13.33%
Under Votes: 847	<b>NON - Heather PAOLI</b> 2,126 22.06%
Over Votes: 0	<b>NON - Thomas VECCHIO</b> 2,178 22.60%
<b>NON - Ellie FALCONE</b> 424 34.75%	<b>NON - Maureen Lynn EYLES</b> 2,658 27.58%
<b>NON - Geoffrey ALEXANDER</b> 392 32.13%	NON - Glenn R. GEORGE 1,340 13.90%
<b>NON - Lorraine BALUT</b> 390 31.97%	Write-In 52 0.54%
Write-In 14 1.15%	<b>Total ...</b> 9,639 100.00%
<b>Total ...</b> 1,220 100.00%	

**CAM\_20171107\_E**

**November 7, 2017**

**Summary Report**

**Camden County**

**Official Results**

<b>Local BOE- Haddon Heights Boro</b>	(7)	7/7	100.00%	<b>Local BOE- Laurel Springs Boro (cont'd)</b>	(2)	2/2	100.00%
Under Votes: 3265				NON - Maria Chiara BLIEM		191	15.09%
Over Votes: 18				<b>NON - Michael S. BROWN</b>		<b>240</b>	<b>18.96%</b>
<b>NON - Jamie ALEXANDER</b>		<b>1,000</b>	<b>17.03%</b>	Write-In		25	1.97%
<b>NON - Danielle MC KELVEY-TETI</b>		<b>1,187</b>	<b>20.21%</b>	<b>Total ...</b>		<b>1,266</b>	<b>100.00%</b>
NON - Steve BECKAS		648	11.03%	<b>Local BOE- Lawnside Boro</b>	(2)	2/2	100.00%
NON - Carrie ROTTINA		801	13.64%	Under Votes: 2444			
<b>NON - Amy LYNCH</b>		<b>1,233</b>	<b>20.99%</b>	Over Votes: 0			
NON - Barbara A. NEWELL		974	16.58%	<b>NON - Amy S. PIERCE</b>		<b>385</b>	<b>83.70%</b>
Write-In		30	0.51%	Write-In		27	5.87%
<b>Total ...</b>		<b>5,873</b>	<b>100.00%</b>	NON - Shamyran Thomas		15	3.26%
<b>Local BOE- Haddon Township</b>	(15)	15/15	100.00%	<b>NON - Siobhan Funches</b>		<b>17</b>	<b>3.70%</b>
Under Votes: 5303				NON - India Criss		16	3.48%
Over Votes: 12				<b>Total ...</b>		<b>460</b>	<b>100.00%</b>
<b>NON - Dan CARSON</b>		<b>1,605</b>	<b>15.50%</b>	<b>Local BOE-Lindenwold Boro UNEX</b>	(9)	9/9	100.00%
NON - Christopher COOK		1,033	9.98%	Under Votes: 1304			
NON - Craig RONCACE		1,426	13.77%	Over Votes: 0			
<b>NON - John KENDALL</b>		<b>1,722</b>	<b>16.63%</b>	<b>NON - Jo-Ann ENGELS</b>		<b>1,507</b>	<b>99.34%</b>
<b>NON - Kellie HINKLE</b>		<b>1,763</b>	<b>17.03%</b>	Write-In		10	0.66%
NON - William MANN		1,199	11.58%	<b>Total ...</b>		<b>1,517</b>	<b>100.00%</b>
NON - Kevin BEALS		1,564	15.11%	<b>Local BOE- Lindenwold Boro</b>	(9)	9/9	100.00%
Write-In		42	0.41%	Under Votes: 4317			
<b>Total ...</b>		<b>10,354</b>	<b>100.00%</b>	Over Votes: 0			
<b>Local BOE-Hi-Nella Boro UNEX 1Yr</b>	(1)	1/1	100.00%	<b>NON - Alethia GIBBS-SMITH</b>		<b>1,413</b>	<b>34.08%</b>
Under Votes: 159				<b>NON - Pamela BRAGG</b>		<b>1,368</b>	<b>33.00%</b>
Over Votes: 0				<b>NON - Mark Anthony WILSON, JR.</b>		<b>1,344</b>	<b>32.42%</b>
Write-In		5	100.00%	Write-In		21	0.51%
<b>Total ...</b>		<b>5</b>	<b>100.00%</b>	<b>Total ...</b>		<b>4,146</b>	<b>100.00%</b>
<b>Local BOE-Hi-Nella Boro UNEX 2YR</b>	(1)	1/1	100.00%	<b>Sterling Regional BOE- Magnolia Boro UI</b>	(4)	4/4	100.00%
Under Votes: 160				Under Votes: 470			
Over Votes: 0				Over Votes: 0			
Write-In		4	100.00%	<b>NON - Daniel RADCLIFF</b>		<b>607</b>	<b>99.18%</b>
<b>Total ...</b>		<b>4</b>	<b>100.00%</b>	Write-In		5	0.82%
<b>Local BOE-Hi Nella Boro</b>	(1)	1/1	100.00%	<b>Total ...</b>		<b>612</b>	<b>100.00%</b>
Under Votes: 326				<b>Sterling Regional BOE-Magnolia Boro</b>	(4)	4/4	100.00%
Over Votes: 0				Under Votes: 474			
Write-In		1	50.00%	Over Votes: 0			
<b>NON - Janet Williams</b>		<b>1</b>	<b>50.00%</b>	<b>NON - Bobbie CONDELL</b>		<b>605</b>	<b>99.51%</b>
<b>Total ...</b>		<b>2</b>	<b>100.00%</b>	Write-In		3	0.49%
<b>Local BOE- Laurel Springs Boro</b>	(2)	2/2	100.00%	<b>Total ...</b>		<b>608</b>	<b>100.00%</b>
Under Votes: 753				<b>Winslow Twp Special Fire Proposal</b>	(22)	22/22	100.00%
Over Votes: 0				Under Votes: 2125			
NON - Howard K. MILLER, JR.		236	18.64%	Over Votes: 1			
<b>NON - Alison MANNY</b>		<b>283</b>	<b>22.35%</b>	<b>Yes</b>		<b>5,640</b>	<b>73.41%</b>
<b>NON - Sarah WOLDOFF</b>		<b>291</b>	<b>22.99%</b>				

**CAM\_20171107\_E**

**November 7, 2017**

**Summary Report**

**Camden County**

**Official Results**

<b>Winslow Twp Special Fire Proposal (cor (22) 22/22 100.00%</b>	<b>Local BOE- Oaklyn UNEX (cont'd...) (4) 4/4 100.00%</b>
No 2,043 26.59%	<b>NON - Denise Buczko 44 6.07%</b>
<b>Total ... 7,683 100.00%</b>	<b>Total ... 725 100.00%</b>
<b>Local BOE-Magnolia Boro (4) 4/4 100.00%</b>	<b>Local BOE- Oaklyn Boro (4) 4/4 100.00%</b>
Under Votes: 991	Under Votes: 1576
Over Votes: 0	Over Votes: 0
<b>NON - Joyce S. ALBRECHT 580 49.45%</b>	<b>NON - Rich TAIBI 605 32.60%</b>
<b>NON - Karen B. SORBELLO 588 50.13%</b>	<b>NON - Colleen FAUPEL 601 32.38%</b>
Write-In 5 0.43%	<b>NON - Jennifer CASSEL 617 33.24%</b>
<b>Total ... 1,173 100.00%</b>	Write-In 33 1.78%
	<b>Total ... 1,856 100.00%</b>
<b>Local BOE- Merchantville Boro (3) 3/3 100.00%</b>	<b>Local BOE- Pennsauken Township (24) 24/24 100.00%</b>
Under Votes: 1919	Under Votes: 12446
Over Votes: 0	Over Votes: 81
<b>NON - Craig NUSSBAUM 514 46.26%</b>	<b>NON - Michael BORTNOWSKI 2,449 22.86%</b>
<b>NON - Anjali DESAI 521 46.89%</b>	<b>NON - Maria JAMES 2,975 27.78%</b>
Write-In 52 4.68%	NON - Jay T. DOSKIS 1,857 17.34%
NON - Lynn Geddes 24 2.16%	NON - Nhuan VAN 1,400 13.07%
<b>Total ... 1,111 100.00%</b>	<b>NON - Orlando VIERA 1,982 18.50%</b>
	Write-In 48 0.45%
<b>Local BOE-Mt Ephriam Boro UNEX 1Yr (4) 4/4 100.00%</b>	<b>Total ... 10,711 100.00%</b>
Under Votes: 1108	
Over Votes: 0	
Write-In 54 68.35%	<b>Local BOE Pine Hill Boro UNEX (6) 6/6 100.00%</b>
NON - Holly Marrone 25 31.65%	Under Votes: 867
<b>Total ... 79 100.00%</b>	Over Votes: 0
	<b>NON - Angela NOLAN COOPER 1,164 98.39%</b>
<b>Local BOE-Mt Ephriam Boro UNEX 2Yr (4) 4/4 100.00%</b>	Write-In 19 1.61%
Under Votes: 554	<b>Total ... 1,183 100.00%</b>
Over Votes: 0	
<b>NON - Michelle V. CANNADAY 625 98.74%</b>	<b>Local BOE- Pine Hill Boro (6) 6/6 100.00%</b>
Write-In 8 1.26%	Under Votes: 2940
<b>Total ... 633 100.00%</b>	Over Votes: 0
	<b>NON - Roger T. SCHWARTZ 1,055 32.87%</b>
<b>Local BOE- Mt Ephraim Boro (4) 4/4 100.00%</b>	<b>NON - Thomas BERMINGHAM 1,036 32.27%</b>
Under Votes: 1711	<b>NON - Lori D. CORRY 1,080 33.64%</b>
Over Votes: 0	Write-In 39 1.21%
<b>NON - Nancy SCHIAVO 638 34.49%</b>	<b>Total ... 3,210 100.00%</b>
<b>NON - John KUCHMEK 577 31.19%</b>	
<b>NON - Erin SMALL 615 33.24%</b>	<b>Local BOE-Runnemede Boro UNEX (6) 6/6 100.00%</b>
Write-In 20 1.08%	Under Votes: 1724
<b>Total ... 1,850 100.00%</b>	Over Votes: 0
	Write-In 59 49.58%
<b>Local BOE- Oaklyn UNEX (4) 4/4 100.00%</b>	<b>NON - Daniel Murray 60 50.42%</b>
Under Votes: 1563	<b>Total ... 119 100.00%</b>
Over Votes: 0	
<b>NON - Therese MARMION 646 89.10%</b>	
Write-In 35 4.83%	

**CAM\_20171107\_E**

**November 7, 2017**

**Summary Report**

**Camden County**

**Official Results**

<b>Local BOE- Runnemede Boro</b>	(6)	6/6 100.00%	<b>Local BOE- Stratford Boro</b>	(6)	6/6 100.00%
Under Votes: 3956			Under Votes: 2485		
Over Votes: 0			Over Votes: 0		
<b>NON - Dennis LEGGOE</b>		<b>708 45.01%</b>	<b>NON - Michael REDFEARN</b>		<b>960 32.27%</b>
<b>NON - Angel BEEBE</b>		<b>755 48.00%</b>	<b>NON - Jeffrey B. ZIEGLER</b>		<b>944 31.73%</b>
Write-In		72 4.58%	<b>NON - Kimberly SIMS</b>		<b>1,028 34.55%</b>
NON - Daniel Murray		38 2.42%	Write-In		43 1.45%
<b>Total ...</b>		<b>1,573 100.00%</b>	<b>Total ...</b>		<b>2,975 100.00%</b>
<b>Sterling Regional Member BOE Somerda</b>	(4)	4/4 100.00%	<b>Eastern Cam Co Regional Member BOE</b>	(19)	19/19 100.00%
Under Votes: 579			Under Votes: 7405		
Over Votes: 0			Over Votes: 0		
<b>NON - Barbara OKESON-BRANDT</b>		<b>741 99.46%</b>	<b>NON - Robert A. PAUL</b>		<b>4,399 49.58%</b>
Write-In		4 0.54%	<b>NON - Elena M. CHOW</b>		<b>4,418 49.79%</b>
<b>Total ...</b>		<b>745 100.00%</b>	Write-In		56 0.63%
<b>Sterling Regional Member BOE Somerda</b>	(4)	4/4 100.00%	<b>Total ...</b>		<b>8,873 100.00%</b>
Under Votes: 544			<b>Local BOE- Voorhees</b>	(19)	19/19 100.00%
Over Votes: 0			Under Votes: 11526		
<b>NON - Michele MILLER</b>		<b>776 99.49%</b>	Over Votes: 0		
Write-In		4 0.51%	<b>NON - Richard NELSON</b>		<b>4,260 33.05%</b>
<b>Total ...</b>		<b>780 100.00%</b>	<b>NON - Marissa LEVY</b>		<b>4,382 33.99%</b>
<b>Local BOE- Somerdale Boro</b>	(4)	4/4 100.00%	<b>NON - Bruce KARPFF</b>		<b>4,185 32.46%</b>
Under Votes: 1720			Write-In		64 0.50%
Over Votes: 36			<b>Total ...</b>		<b>12,891 100.00%</b>
<b>NON - Kimberly BARKOFF</b>		<b>627 28.29%</b>	<b>Local BOE- Waterford Township</b>	(8)	8/8 100.00%
<b>NON - Jason A. BISHOP</b>		<b>410 18.50%</b>	Under Votes: 3627		
NON - Thomas A. LEAKAN		335 15.12%	Over Votes: 15		
<b>NON - James J. WALSH</b>		<b>465 20.98%</b>	NON - James PAPEIKA		742 13.74%
NON - John A. PHILLIPS		371 16.74%	<b>NON - Michael MC CLINTOCK</b>		<b>1,087 20.13%</b>
Write-In		8 0.36%	<b>NON - Maria YEATMAN</b>		<b>988 18.30%</b>
<b>Total ...</b>		<b>2,216 100.00%</b>	<b>NON - Matthew DE NAFO</b>		<b>987 18.28%</b>
<b>Sterling Regional Member BOE Stratford</b>	(6)	6/6 100.00%	NON - Ralph J. CONDO		775 14.35%
Under Votes: 601			NON - Robert WALSH		800 14.81%
Over Votes: 19			Write-In		21 0.39%
<b>NON - Michael G. TOLOMEO</b>		<b>634 52.83%</b>	<b>Total ...</b>		<b>5,400 100.00%</b>
NON - Louise BARIKIAN		553 46.08%	<b>Local BOE- Winslow Township</b>	(22)	22/22 100.00%
Write-In		13 1.08%	Under Votes: 14232		
<b>Total ...</b>		<b>1,200 100.00%</b>	Over Votes: 135		
<b>Local BOE-Stratford UNEX</b>	(6)	6/6 100.00%	<b>NON - Rogers D. ROBINSON, JR.</b>		<b>3,421 22.72%</b>
Under Votes: 1706			<b>NON - Rita Y. MARTIN</b>		<b>4,200 27.89%</b>
Over Votes: 0			<b>NON - Lorraine DREDDEN</b>		<b>3,955 26.26%</b>
Write-In		85 74.56%	NON - Abena MC CLENDON		3,356 22.28%
NON - Susan Dybus		29 25.44%	Write-In		128 0.85%
<b>Total ...</b>		<b>114 100.00%</b>	<b>Total ...</b>		<b>15,060 100.00%</b>

**CAM\_20171107\_E**  
**November 7, 2017**  
**Summary Report**  
**Camden County**  
**Official Results**

**Local BOE Woodlynne UNEX 1Yr** (2) 2/2 100.00%

Under Votes: 344

Over Votes: 0

Write-In 11 68.75%  
 NON - Samantha Kirby 5 31.25%

**Total ... 16 100.00%**

**Local BOE-Woodlynne UNEX 2Yr** (2) 2/2 100.00%

Under Votes: 208

Over Votes: 0

**NON - Heidemarie WOOD** 149 98.03%  
 Write-In 3 1.97%

**Total ... 152 100.00%**

**Local BOE- Woodlynne Boro** (2) 2/2 100.00%

Under Votes: 441

Over Votes: 0

**NON - Sharon VOGEL** 138 49.46%  
**NON - Shivone SANFORD** 133 47.67%  
 Write-In 8 2.87%

**Total ... 279 100.00%**





**Governor**

		Registered	Ballots Cast	Turnout (%)	MURPHY/OLIVER	GUADAGNO/RENDO	ROHRMAN/LA GUERRE	Matthew RICCARDI	Gina GENOVESE	KAPER/DALE/DURDEN	ROSS/JOHNSON	Write-In		
Audubon Boro Dist 1	Total	787	219	27.83	122	86	5		1	1				
Audubon Boro Dist 2	Total	606	277	45.71	185	84	2		1	2				
Audubon Boro Dist 3	Total	985	336	34.11	211	112	2	2		2				
Audubon Boro Dist 4	Total	632	236	37.34	135	91	3	2	1	1		2		
Audubon Boro Dist 5	Total	925	304	32.86	183	116	2		1					
Audubon Boro Dist 6	Total	1071	383	35.76	232	135	6	3	2	4				
Audubon Boro Dist 7	Total	682	259	37.98	138	110	4	1	1	2				
Audubon Boro Dist 8	Total	855	298	34.85	174	112	4	1	2	2				
Audubon Boro Mail-In Ballot	Total	0	476	0.00	298	152	4	4	6	2	1			
Audubon Boro Provisional	Total	0	34	0.00	20	10	1		1					
Audubon Boro Emergency Ballots	Total	0	0	0.00										
<b>Audubon Borough</b>	<b>Total</b>	<b>6543</b>	<b>2822</b>	<b>43.13</b>	<b>1698</b>	<b>1008</b>	<b>33</b>	<b>13</b>	<b>16</b>	<b>16</b>	<b>1</b>	<b>2</b>		
Audubon Park Dist 1	Total	771	256	33.20	139	100	1	2	1	3		2		
Audubon Park Mail-In Ballot	Total	0	28	0.00	19	4	1		1					
Audubon Park Provisional	Total	0	3	0.00	1	2								
Audubon Park Emergency Ballots	Total	0	0	0.00										
<b>Audubon Park Borough</b>	<b>Total</b>	<b>771</b>	<b>287</b>	<b>37.22</b>	<b>159</b>	<b>106</b>	<b>2</b>	<b>2</b>	<b>2</b>	<b>3</b>		<b>2</b>		
Barrington Dist 1	Total	1180	400	33.90	230	159	5		2	1	1			
Barrington Dist 2	Total	835	236	28.26	138	94	1	1		2				
Barrington Dist 3	Total	986	304	30.83	167	120	2	3	5	2		1		
Barrington Dist 4	Total	1360	321	23.60	174	136	2	2	1	2				
Barrington Dist 5	Total	544	186	34.19	122	57	1		2			1		
Barrington Mail-In Ballot	Total	0	401	0.00	246	128	5		3	2	1			
Barrington Provisional	Total	0	33	0.00	23	7	2			1				
Barrington Emergency Ballots	Total	0	0	0.00										
<b>Barrington Borough</b>	<b>Total</b>	<b>4905</b>	<b>1881</b>	<b>38.35</b>	<b>1100</b>	<b>701</b>	<b>18</b>	<b>6</b>	<b>13</b>	<b>10</b>	<b>2</b>	<b>2</b>		
Bellmawr Dist 1	Total	1345	383	28.48	213	151	4		3	2				
Bellmawr Dist 2	Total	1233	318	25.79	182	119	5		3					
Bellmawr Dist 3	Total	1112	283	25.45	147	122	1		3	1		1		
Bellmawr Dist 4	Total	986	261	26.47	128	115	2	1	1	1	1			
Bellmawr Dist 5	Total	983	231	23.50	151	75			2					
Bellmawr Dist 6	Total	1097	338	30.81	203	123	1			1	1	1		
Bellmawr Dist 7	Total	916	239	26.09	128	100	3	2	2					
Bellmawr Mail-In Ballot	Total	0	540	0.00	346	152	3	2	5	3	3	1		
Bellmawr Provisional	Total	0	24	0.00	16	5	1							
Bellmawr Emergency Ballots	Total	0	0	0.00										
<b>Bellmawr Borough</b>	<b>Total</b>	<b>7672</b>	<b>2617</b>	<b>34.11</b>	<b>1514</b>	<b>962</b>	<b>20</b>	<b>5</b>	<b>19</b>	<b>8</b>	<b>5</b>	<b>3</b>		

**Governor**

		Registered	Ballots Cast	Turnout (%)	MURPHY/OLIVER	GUADAGNO/RENDO	ROHRMAN/LA GUERRE	Matthew RICCARDI	Gina GENOVESE	KAPER-DALE/DURDEN	ROSS/JOHNSON	Write-In		
Berlin Boro Dist 1	Total	889	241	27.11	106	119	7	1	1	2	1			
Berlin Boro Dist 2	Total	1283	423	32.97	200	211	4	1	1		1	1		
Berlin Boro Dist 3	Total	1323	400	30.23	220	166	4	1	2					
Berlin Boro Dist 4	Total	1227	367	29.91	164	184	3	1	1	3	3			
Berlin Boro Dist 5	Total	631	193	30.59	107	79	3		2	1				
Berlin Boro Mail-In Ballot	Total	0	468	0.00	255	176	1		10		4	1		
Berlin Boro Provisional	Total	0	23	0.00	9	12	1		1					
Berlin Boro Emergency Ballots	Total	0	0	0.00										
Berlin Borough	Total	5353	2115	39.51	1061	947	23	4	18	6	9	2		
Berlin Twp Dist 1	Total	1378	386	28.01	228	139	5	1	2	3	1			
Berlin Twp Dist 2	Total	661	193	29.20	118	73			1		1			
Berlin Twp Dist 3	Total	621	147	23.67	72	73		1		1				
Berlin Twp Dist 4	Total	1191	280	23.51	152	114	3	2		3	3			
Berlin Twp Mail-In Ballot	Total	0	326	0.00	190	96	5		8	2	3			
Berlin Twp Provisional	Total	0	16	0.00	13	3								
Berlin Twp Emergency Ballots	Total	0	0	0.00										
Berlin Township	Total	3851	1348	35.00	773	498	13	4	11	9	8			
Brooklawn Dist 1	Total	1254	349	27.83	219	114	2	2	4		1	1		
Brooklawn Mail-In Ballot	Total	0	49	0.00	29	17	1							
Brooklawn Provisional	Total	0	2	0.00	2									
Brooklawn Emergency Ballots	Total	0	0	0.00										
Brooklawn Borough	Total	1254	400	31.90	250	131	3	2	4		1	1		
Camden City W1 D1	Total	585	78	13.33	74					2				
Camden City W1 D2	Total	1258	242	19.24	206	11	1							
Camden City W1 D3	Total	998	142	14.23	130	4	1					1		
Camden City W1 D4	Total	874	132	15.10	117	5	1				1			
Camden City W1 D5	Total	1208	165	13.66	140	10	1			4				
Camden City W1 D6	Total	1137	164	14.42	143	9	1		2	1				
Camden City W1 D7	Total	845	90	10.65	78	8								
Camden City W1 D8	Total	931	207	22.23	192	3	2		1	1	2			
Camden City W1 D9	Total	1615	223	13.81	201	7	2	1		3	3			
Camden City W1 D10	Total	811	116	14.30	102	10								
Camden City Ward 1 Mail-In Ballot	Total	0	349	0.00	299	17	1		2	2	4			
Camden City Ward 1 Provisional	Total	0	51	0.00	43	1								
Camden City W1 Emergency Ballots	Total	0	0	0.00										
Camden City Ward 1	Total	10262	1959	19.09	1725	85	10	1	5	13	10	1		

**Governor**

		Registered	Ballots Cast	Turnout (%)	MURPHY/OLIVER	GUADAGNO/RENDO	ROHRMAN/LA GUERRE	Matthew RICCARDI	Gina GENOVESE	KAPER-DALE/DURDEN	ROSS/JOHNSON	Write-In	
Camden City W2 D1	Total	677	103	15.21	92	2				2			
Camden City W2 D2	Total	894	141	15.77	130	5				1	1		
Camden City W2 D3	Total	982	280	28.51	263	6					1		
Camden City W2 D4	Total	747	118	15.80	111	3	1						
Camden City W2 D5	Total	810	120	14.81	105	5	2				1		
Camden City W2 D6	Total	1474	230	15.60	213	6	2				1		
Camden City W2 D7	Total	1048	205	19.56	194	4	1				1		
Camden City W2 D8	Total	1512	234	15.48	226	2			1				
Camden City W2 D9	Total	1415	179	12.65	162	7					1		
Camden City W2 D10	Total	760	103	13.55	93	1	1		1				
Camden City W2 D11	Total	708	102	14.41	96								
Camden City Ward 2 Mail-In Ballot	Total	0	368	0.00	302	9	1	2	1	2	5		
Camden City Ward 2 Provisional	Total	0	77	0.00	61	3			1				
Camden City W2 Emergency Ballots	Total	0	0	0.00									
Camden City Ward 2	Total	11027	2260	20.50	2048	53	8	2	4	5	11		
Camden City W3 D1	Total	979	116	11.85	107	3			1				
Camden City W3 D2	Total	1335	256	19.18	223	11	1		1				
Camden City W3 D3	Total	850	138	16.24	120	5		1	1				
Camden City W3 D4	Total	1027	144	14.02	139	2			1				
Camden City W3 D5	Total	877	116	13.23	111	1							
Camden City W3 D6	Total	1107	203	18.34	186	3	1			1		1	
Camden City W3 D7	Total	1111	165	14.85	153	6	1						
Camden City W3 D8	Total	1194	202	16.92	183	9			1	1			
Camden City W3 D9	Total	1355	225	16.61	194	6		1			1		
Camden City Ward 3 Mail-In Ballot	Total	0	320	0.00	258	16	4				4		
Camden City Ward 3 Provisional	Total	0	41	0.00	33	1							
Camden City W3 Emergency Ballots	Total	0	0	0.00									
Camden City Ward 3	Total	9835	1926	19.58	1707	63	7	2	5	2	5	1	
Camden City W4 D1	Total	894	155	17.34	140	7				1			
Camden City W4 D2	Total	999	123	12.31	108	5			1				
Camden City W4 D3	Total	1085	187	17.24	159	8							
Camden City W4 D4	Total	1177	137	11.64	127	4	1			1			
Camden City W4 D5	Total	914	116	12.69	107	1					2		
Camden City W4 D6	Total	1157	146	12.62	124	9	1						
Camden City W4 D7	Total	1124	165	14.68	140	16	1						
Camden City W4 D8	Total	1137	163	14.34	146	6	1				1		
Camden City W4 D9	Total	1122	184	16.40	160	12	1						
Camden City W4 D10	Total	1024	175	17.09	154	10				7		1	

**Governor**

		Registered	Ballots Cast	Turnout (%)	MURPHY/OLIVER	GUADAGNO/RENDO	ROHRMAN/LA GUERRE	Matthew RICCARDI	Gina GENOVESE	KAPER-DALE/DURDEN	ROSS/JOHNSON	Write-In		
Camden City Ward 4 Mail-In Ballot	Total	0	260	0.00	213	19		1			3	1		
Camden City Ward 4 Provisional	Total	0	61	0.00	54	1								
Camden City W4 Emergency Ballots	Total	0	0	0.00										
Camden City Ward 4	Total	10633	1872	17.61	1632	98	5	1	1	9	6	2		
Camden City	Total	41757	8017	19.20	7112	299	30	6	15	29	32	4		
Cherry Hill Dist 1	Total	1052	387	36.79	252	126	2		2	3				
Cherry Hill Dist 2	Total	1181	301	25.49	194	93	2	1	6	2		1		
Cherry Hill Dist 3	Total	1571	356	22.66	224	123	1	1	2	1		1		
Cherry Hill Dist 4	Total	1264	317	25.08	180	132	2			3				
Cherry Hill Dist 5	Total	1186	346	29.17	248	89	1		4	2				
Cherry Hill Dist 6	Total	945	265	28.04	159	98	1		1					
Cherry Hill Dist 7	Total	1077	316	29.34	215	93			2	2		2		
Cherry Hill Dist 8	Total	983	283	28.79	220	59					1			
Cherry Hill Dist 9	Total	1145	265	23.14	181	76	2	3				2		
Cherry Hill Dist 10	Total	1415	381	26.93	243	127	4	1	1			1		
Cherry Hill Dist 11	Total	1249	368	29.46	229	126	3	1	3	3		2		
Cherry Hill Dist 12	Total	1245	328	26.35	219	102	2				1	2		
Cherry Hill Dist 13	Total	1043	338	32.41	176	151	2		2	5				
Cherry Hill Dist 14	Total	851	313	36.78	180	124	1	2	1	2		1		
Cherry Hill Dist 15	Total	1307	306	23.41	199	96	1	1	1	4		1		
Cherry Hill Dist 16	Total	797	225	28.23	151	68	3		1	1				
Cherry Hill Dist 17	Total	1251	357	28.54	250	99	3		2	2				
Cherry Hill Dist 18	Total	895	233	26.03	144	87	2							
Cherry Hill Dist 19	Total	939	283	30.14	194	80	4			4				
Cherry Hill Dist 20	Total	1295	418	32.28	246	158	4	1				2		
Cherry Hill Dist 21	Total	1430	347	24.27	212	123	2	1		8				
Cherry Hill Dist 22	Total	1080	346	32.04	217	125			1	2		1		
Cherry Hill Dist 23	Total	1390	310	22.30	210	96	1		2					
Cherry Hill Dist 24	Total	1208	336	27.81	226	101	2	1			1	1		
Cherry Hill Dist 25	Total	1050	299	28.48	200	87	1	1	5		1	1		
Cherry Hill Dist 26	Total	1455	438	30.10	287	131	1	1	3	6	1	1		
Cherry Hill Dist 27	Total	1079	313	29.01	208	95	2	1	3	1				
Cherry Hill Dist 28	Total	1334	350	26.24	254	93	2				1			
Cherry Hill Dist 29	Total	1403	415	29.58	266	139	2	1	3	2				
Cherry Hill Dist 30	Total	727	238	32.74	172	60	1		1	1				
Cherry Hill Dist 31	Total	1306	336	25.73	249	82	3			2				
Cherry Hill Dist 32	Total	745	165	22.15	120	38	3			2				
Cherry Hill Dist 33	Total	1266	386	30.49	242	131	6	3		2		2		
Cherry Hill Dist 34	Total	1290	372	28.84	224	144			1					
Cherry Hill Dist 35	Total	1288	419	32.53	244	171	2			1				
Cherry Hill Dist 36	Total	1185	263	22.19	171	90	1							
Cherry Hill Dist 37	Total	1053	308	29.25	218	86			2		1			

**Governor**

		Registered	Ballots Cast	Turnout (%)	MURPHY/OLIVER	GUADAGNO/RENDO	ROHRMAN/LA GUERRE	Matthew RICCARDI	Gina GENOVESE	KAPER-DALE/DURDEN	ROSS/JOHNSON	Write-In		
Cherry Hill Dist 38	Total	847	260	30.70	201	56					1			
Cherry Hill Dist 39	Total	1199	365	30.44	234	124	3			1		1		
Cherry Hill Dist 40	Total	845	258	30.53	160	89	2	1	3					
Cherry Hill Dist 41	Total	895	208	23.24	130	74	1	1	2					
Cherry Hill Dist 42	Total	709	229	32.30	139	83	1		1	3				
Cherry Hill Dist 43	Total	1046	311	29.73	180	124		1	2	1	1	1		
Cherry Hill Dist 44	Total	1383	340	24.58	219	113	3		1					
Cherry Hill Dist 45	Total	1686	408	24.20	277	122	2		2	1	1			
Cherry Hill Dist 46	Total	1086	244	22.47	138	101	2	1		2				
Cherry Hill Dist 47	Total	990	249	25.15	179	62	2		2		1			
Cherry Hill Dist 48	Total	595	127	21.34	100	26								
Cherry Hill Mail-In Ballot	Total	0	5697	0.00	3754	1669	43	5	37	22	4	6		
Cherry Hill Provisional	Total	0	344	0.00	223	100	2	1	3	4	1			
Cherry Hill Emergency Ballots	Total	0	0	0.00										
Cherry Hill Twp	Total	54261	21067	38.83	13758	6642	130	30	102	95	16	29		
Chesilhurst Dist 1	Total	1122	310	27.63	240	59	4				1			
Chesilhurst Mail-In Ballot	Total	0	93	0.00	56	29					2			
Chesilhurst Provisional	Total	0	3	0.00	2	1								
Chesilhurst Emergency Ballots	Total	0	0	0.00										
Chesilhurst Borough	Total	1122	406	36.19	298	89	4				3			
Clementon Dist 1	Total	983	261	26.55	147	102	4		1	2	2			
Clementon Dist 2	Total	977	265	27.12	157	97	2	1	2		1			
Clementon Dist 3	Total	1186	289	24.37	181	100		2	2		1			
Clementon Mail-In Ballot	Total	0	192	0.00	117	55	3	2	2		2			
Clementon Provisional	Total	0	11	0.00	4	6								
Clementon Emergency Ballots	Total	0	0	0.00										
Clementon Borough	Total	3146	1018	32.36	606	360	9	5	7	2	6			
Collingswood Dist 1	Total	744	318	42.74	240	73	1		1			1		
Collingswood Dist 2	Total	1039	438	42.16	338	83	1	1	3	5	2	2		
Collingswood Dist 3	Total	565	180	31.86	135	31	2	2	2	7				
Collingswood Dist 4	Total	902	313	34.70	231	70	1	1	3	4				
Collingswood Dist 5	Total	1032	209	20.25	179	20	3			2	1	1		
Collingswood Dist 6	Total	727	297	40.85	211	65	7	1	3	6		1		
Collingswood Dist 7	Total	987	360	36.47	265	82	4		1	5				
Collingswood Dist 8	Total	844	299	35.43	233	57	2	1		6				
Collingswood Dist 9	Total	1313	414	31.53	317	84	3	1	3	3		1		
Collingswood Dist 10	Total	834	302	36.21	216	73	4		2	3		1		
Collingswood Dist 11	Total	894	321	35.91	242	70			2	6		1		
Collingswood Dist 12	Total	644	255	39.60	189	59	2			4		1		

**Governor**

		Registered	Ballots Cast	Turnout (%)	MURPHY/OLIVER	GUADAGNO/RENDO	ROHRMAN/LA GUERRE	Matthew RICCARDI	Gina GENOVESE	KAPER/DALE/DURDEN	ROSS/JOHNSON	Write-In		
Collingswood Mail-In Ballot	Total	0	770	0.00	581	139	8	3	8	13	3			
Collingswood Provisional	Total	0	68	0.00	58	9				1				
Collingswood Emergency Ballots	Total	0	0	0.00										
Collingswood Borough	Total	10525	4544	43.17	3435	915	38	10	28	65	6	9		
Gibbsboro Dist 1	Total	943	302	32.03	159	132	2		2	2				
Gibbsboro Dist 2	Total	785	242	30.83	128	107	1		2	1				
Gibbsboro Mail-In Ballot	Total	0	139	0.00	72	53	3		7					
Gibbsboro Provisional	Total	0	6	0.00	3	3								
Gibbsboro Emergency Ballots	Total	0	0	0.00										
Gibbsboro Borough	Total	1728	689	39.87	362	295	6		11	3				
Gloucester City W1 D1	Total	780	137	17.56	87	43	4		2	1				
Gloucester City W1 D2	Total	707	203	28.71	133	59	4		1	1		2		
Gloucester City W1 D3	Total	659	220	33.38	118	89	4	1	1	2				
Gloucester City Ward 1 Mail-In Ballot	Total	0	93	0.00	59	28	2							
Gloucester City Ward 1 Provisional	Total	0	13	0.00	9	2						1		
Gloucester City W1 Emergency Ballots	Total	0	0	0.00										
Gloucester City Ward 1	Total	2146	666	31.03	406	221	14	1	4	4		3		
Gloucester City W2 D1	Total	710	149	20.99	92	51			1	2		1		
Gloucester City W2 D2	Total	835	236	28.26	142	83	5	1	1			1		
Gloucester City W2 D3	Total	924	268	29.00	169	86	2	1	4	1		1		
Gloucester City Ward 2 Mail-In Ballot	Total	0	166	0.00	112	42	4	1		1				
Gloucester City Ward 2 Provisional	Total	0	15	0.00	7	7								
Gloucester City W2 Emergency Ballots	Total	0	0	0.00										
Gloucester City Ward 2	Total	2469	834	33.78	522	269	11	3	6	4		3		
Gloucester City W3 D1	Total	966	202	20.91	131	60	2			5				
Gloucester City W3 D2	Total	1018	259	25.44	140	106	4	2	1	1		2		
Gloucester City Ward 3 Mail-In Ballot	Total	0	116	0.00	70	41								
Gloucester City Ward 3 Provisional	Total	0	6	0.00	6									
Gloucester City W3 Emergency Ballots	Total	0	0	0.00										
Gloucester City Ward 3	Total	1984	583	29.39	347	207	6	2	1	6		2		

**Governor**

		Registered	Ballots Cast	Turnout (%)	MURPHY/OLIVER	GUADAGNO/RENDO	ROHRMAN/LA GUERRE	Matthew RICCARDI	Gina GENOVESE	KAPER/DALE/DURDEN	ROSS/JOHNSON	Write-In		
Gloucester City	Total	6599	2083	31.57	1275	697	31	6	11	14		8		
Gloucester Twp Dist 1	Total	664	203	30.57	104	93	2		1					
Gloucester Twp Dist 2	Total	717	220	30.68	117	91	1	3	2					
Gloucester Twp Dist 3	Total	819	222	27.11	107	105	3		2			1		
Gloucester Twp Dist 4	Total	1065	372	34.93	193	165	3		2	1				
Gloucester Twp Dist 5	Total	1262	343	27.18	226	107	4		1					
Gloucester Twp Dist 6	Total	1403	323	23.02	180	126	5	2	2	1		1		
Gloucester Twp Dist 7	Total	1058	354	33.46	189	153	5		4					
Gloucester Twp Dist 8	Total	1122	311	27.72	234	70	1	3	2					
Gloucester Twp Dist 9	Total	1287	380	29.53	218	154	2		2	1				
Gloucester Twp Dist 10	Total	907	252	27.78	113	123	1		4	2				
Gloucester Twp Dist 11	Total	1026	356	34.70	184	163	3		3			1		
Gloucester Twp Dist 12	Total	1181	391	33.11	226	159			1					
Gloucester Twp Dist 13	Total	1536	305	19.86	203	95	2		2			1		
Gloucester Twp Dist 14	Total	1134	307	27.07	243	57			3	1	1			
Gloucester Twp Dist 15	Total	1256	442	35.19	233	196	1		3	2		1		
Gloucester Twp Dist 16	Total	1141	400	35.06	209	177	4		3			1		
Gloucester Twp Dist 17	Total	2158	417	19.32	301	104	4	2		4				
Gloucester Twp Dist 18	Total	1416	352	24.86	265	83	1		2					
Gloucester Twp Dist 19	Total	1350	454	33.63	288	152	4	1	4	1				
Gloucester Twp Dist 20	Total	1208	355	29.39	236	114			1	1	1			
Gloucester Twp Dist 21	Total	713	179	25.11	91	83	1		1					
Gloucester Twp Dist 22	Total	879	214	24.35	126	81	1		1					
Gloucester Twp Dist 23	Total	1209	340	28.12	272	53	3	1	1	2				
Gloucester Twp Dist 24	Total	1211	328	27.09	202	120			4					
Gloucester Twp Dist 25	Total	1174	388	33.05	192	181	3	2	2	3		2		
Gloucester Twp Dist 26	Total	924	293	31.71	147	139			3	1				
Gloucester Twp Dist 27	Total	986	293	29.72	155	124	6		1	2	2			
Gloucester Twp Dist 28	Total	1207	248	20.55	167	73	1			2				
Gloucester Twp Dist 29	Total	1323	408	30.84	262	135	2		2		1			
Gloucester Twp Dist 30	Total	1331	380	28.55	213	157	1	2	2		1	1		
Gloucester Twp Dist 31	Total	884	237	26.81	148	84	2							
Gloucester Twp Dist 32	Total	1239	352	28.41	215	129	1	1	1			1		
Gloucester Twp Dist 33	Total	1273	386	30.32	291	81	4		4	1				
Gloucester Twp Dist 34	Total	895	235	26.26	146	78	3	1						
Gloucester Twp Dist 35	Total	1436	387	26.95	260	119	2		2	1				
Gloucester Twp Dist 36	Total	968	331	34.19	204	121		1	2	1				
Gloucester Twp Dist 37	Total	515	102	19.81	87	12	1			1				
Gloucester Twp Dist 38	Total	571	148	25.92	107	36	1		1					
Gloucester Twp Dist 39	Total	565	144	25.49	78	61	1			2	1			
Gloucester Twp Dist 40	Total	1113	256	23.00	143	100	2	1	2	4				
Gloucester Twp Mail-In Ballot	Total	0	3534	0.00	2150	1144	27	6	45	9	8	2		
Gloucester Twp Provisional	Total	0	191	0.00	122	55	2		1		1	1		
Gloucester Twp Emergency Ballots	Total	0	0	0.00										



**Governor**

		Registered	Ballots Cast	Turnout (%)	MURPHY/OLIVER	GUADAGNO/RENDO	ROHRMAN/LA GUERRE	Matthew RICCARDI	Gina GENOVESE	KAPER-DALE/DURDEN	ROSS/JOHNSON	Write-In		
Gloucester Twp	Total	44126	16133	36.56	9847	5653	110	26	119	43	16	13		
Haddon Twp Dist 1	Total	796	280	35.18	185	86	2		1	2	1			
Haddon Twp Dist 2	Total	699	235	33.62	171	56	3			1		1		
Haddon Twp Dist 3	Total	1081	457	42.28	290	150	5		1	5				
Haddon Twp Dist 4	Total	676	244	36.09	162	74	1		3	2		1		
Haddon Twp Dist 5	Total	486	164	33.74	108	47	3		1	1				
Haddon Twp Dist 6	Total	686	216	31.49	118	87	3	1						
Haddon Twp Dist 7	Total	636	291	45.75	200	85	1		1	4				
Haddon Twp Dist 8	Total	929	267	28.74	181	77		1		3		2		
Haddon Twp Dist 9	Total	599	228	38.06	157	71								
Haddon Twp Dist 10	Total	675	233	34.52	137	91	2			2				
Haddon Twp Dist 11	Total	887	353	39.80	240	106	1			3	1			
Haddon Twp Dist 12	Total	1320	553	41.89	330	200	3	1	4	1				
Haddon Twp Dist 13	Total	682	236	34.60	158	72	1		1	1	1	1		
Haddon Twp Dist 14	Total	673	260	38.63	170	81	2		2	1				
Haddon Twp Dist 15	Total	679	259	38.14	183	74				1				
Haddon Twp Mail-In Ballot	Total	0	878	0.00	577	259	6	4	8	2	1			
Haddon Twp Provisional	Total	0	69	0.00	46	22								
Haddon Twp Emergency Ballots	Total	0	0	0.00										
Haddon Twp	Total	11504	5223	45.40	3413	1638	33	7	22	29	4	5		
Haddonfield Dist 1	Total	1166	389	33.36	242	139	2							
Haddonfield Dist 2	Total	1316	424	32.22	282	131	1	1	3	2		3		
Haddonfield Dist 3	Total	943	348	36.90	250	90				2	1			
Haddonfield Dist 4	Total	762	247	32.41	117	124		1	2					
Haddonfield Dist 5	Total	662	229	34.59	105	120			1	1				
Haddonfield Dist 6	Total	969	398	41.07	239	147	3		1	2				
Haddonfield Dist 7	Total	938	336	35.82	217	113	1		1	2				
Haddonfield Dist 8	Total	1000	395	39.50	273	113	3		2	1				
Haddonfield Dist 9	Total	1099	430	39.13	293	125		1	3	1		1		
Haddonfield Dist 10	Total	791	259	32.74	155	95			1	2				
Haddonfield Mail-In Ballot	Total	0	1035	0.00	638	349	8	1	10	4				
Haddonfield Provisional	Total	0	101	0.00	66	32	1							
Haddonfield Emergency Ballots	Total	0	0	0.00										
Haddonfield Borough	Total	9646	4591	47.59	2877	1578	19	4	24	17	1	4		
Haddon Heights Dist 1	Total	757	314	41.48	171	126	4	2		2				
Haddon Heights Dist 2	Total	671	242	36.07	159	72	4	1		1				
Haddon Heights Dist 3	Total	1070	446	41.68	248	170	3		5	8				
Haddon Heights Dist 4	Total	642	234	36.45	115	113			2	1		1		
Haddon Heights Dist 5	Total	933	389	41.69	247	132	2	1		1		1		

**Governor**

		Registered	Ballots Cast	Turnout (%)	MURPHY/OLIVER	GUADAGNO/RENDO	ROHRMAN/LA GUERRE	Matthew RICCARDI	Gina GENOVESE	KAPER-DALE/DURDEN	ROSS/JOHNSON	Write-In		
Haddon Heights Dist 6	Total	930	373	40.11	217	141	1		7	3				
Haddon Heights Dist 7	Total	954	369	38.68	210	139	3	1	3	4				
Haddon Heights Mail-In Ballot	Total	0	654	0.00	403	211	5	1	11	6		2		
Haddon Heights Provisional	Total	0	31	0.00	24	5						2		
Haddon Heights Emergency Ballots	Total	0	0	0.00										
Haddon Heights Borough	Total	5957	3052	51.23	1794	1109	22	6	28	26		6		
Hi-Nella Dist 1	Total	603	137	22.72	82	49	1		3		1	1		
Hi Nella Mail-In Ballot	Total	0	27	0.00	13	10				1				
Hi Nella Provisional	Total	0	0	0.00										
Hi Nella Emergency Ballots	Total	0	0	0.00										
Hi-Nella Borough	Total	603	164	27.20	95	59	1		3	1	1	1		
Laurel Springs Dist 1	Total	634	252	39.75	152	88	6			4				
Laurel Springs Dist 2	Total	771	319	41.37	169	138	5		2	3				
Laurel Springs Mail-In Ballot	Total	0	98	0.00	56	35			2					
Laurel Springs Provisional	Total	0	4	0.00	2	1						1		
Laurel Springs Emergency Ballots	Total	0	0	0.00										
Laurel Springs Borough	Total	1405	673	47.90	379	262	11		4	7		1		
Lawnside Dist 1	Total	1113	437	39.26	419	11								
Lawnside Dist 2	Total	1160	391	33.71	372	11		2			1			
Lawnside Mail-In Ballot	Total	0	133	0.00	117	4			1		1			
Lawnside Provisional	Total	0	7	0.00	6									
Lawnside Emergency Ballots	Total	0	0	0.00										
Lawnside Borough	Total	2273	968	42.59	914	26		2	1		2			
Lindenwold Dist 1	Total	1310	319	24.35	218	93	1	1	3			2		
Lindenwold Dist 2	Total	1147	256	22.32	179	68	2	2	2					
Lindenwold Dist 3	Total	915	266	29.07	178	74	2		3	4	1	1		
Lindenwold Dist 4	Total	1409	319	22.64	234	74	4	2	1	1				
Lindenwold Dist 5	Total	1280	209	16.33	188	21								
Lindenwold Dist 6	Total	1245	312	25.06	272	35			1					
Lindenwold Dist 7	Total	787	105	13.34	99	5								
Lindenwold Dist 8	Total	1329	259	19.49	198	52	1	1	2					
Lindenwold Dist 9	Total	655	203	30.99	153	41			1	1	1	2		
Lindenwold Mail-In Ballot	Total	0	543	0.00	374	124	7	1	2	6	3			
Lindenwold Provisional	Total	0	30	0.00	25	4								
Lindenwold Emergency Ballots	Total	0	0	0.00										

**Governor**

		Registered	Ballots Cast	Turnout (%)	MURPHY/OLIVER	GUADAGNO/RENDO	ROHRMAN/LA GUERRE	Matthew RICCARDI	Gina GENOVESE	KAPER-DALE/DURDEN	ROSS/JOHNSON	Write-In		
Lindenwold Borough	Total	10077	2821	27.99	2118	591	17	7	15	12	5	5		
Magnolia Dist 1	Total	815	239	29.33	175	57	2	1	1	3				
Magnolia Dist 2	Total	643	192	29.86	118	64	2	1	3	1				
Magnolia Dist 3	Total	774	208	26.87	126	73	4	2						
Magnolia Dist 4	Total	783	259	33.08	162	87	3		1	3				
Magnolia Mail-In Ballot	Total	0	168	0.00	105	45	7	2	3					
Magnolia Provisional	Total	0	16	0.00	9	5	1							
Magnolia Emergency Ballots	Total	0	0	0.00										
Magnolia Borough	Total	3015	1082	35.89	695	331	19	6	8	7				
Merchantville Dist 1	Total	1175	375	31.91	219	144	2	1	3	1		1		
Merchantville Dist 2	Total	726	251	34.57	164	80	4		1		1	1		
Merchantville Dist 3	Total	776	185	23.84	117	64	2			1				
Merchantville Mail-In Ballot	Total	0	182	0.00	122	41	6	2	4	1				
Merchantville Provisional	Total	0	17	0.00	13	2								
Merchantville Emergency Ballots	Total	0	0	0.00										
Merchantville Borough	Total	2677	1010	37.73	635	331	14	3	8	3	1	2		
Mt Ephraim Dist 1	Total	766	237	30.94	148	82	1		3	1		1		
Mt Ephraim Dist 2	Total	873	271	31.04	158	105	4	2	1			1		
Mt Ephraim Dist 3	Total	849	232	27.33	110	113	4	1						
Mt Ephraim Dist 4	Total	831	220	26.47	122	84	3	3	4	1				
Mt. Ephraim Mail-In Ballot	Total	0	214	0.00	124	74	2		4					
Mt. Ephraim Provisional	Total	0	13	0.00	6	7								
Mt. Ephraim Emergency Ballots	Total	0	0	0.00										
Mount Ephraim Borough	Total	3319	1187	35.76	668	465	14	6	12	2		2		
Oaklyn Dist 1	Total	654	247	37.77	160	80	2		1	3	1			
Oaklyn Dist 2	Total	817	223	27.29	143	75	1		1	2				
Oaklyn Dist 3	Total	744	219	29.44	129	80	3	1	2	3				
Oaklyn Dist 4	Total	706	278	39.38	163	100	5	1	2	3				
Oaklyn Mail-In Ballot	Total	0	163	0.00	96	55	2		2			2		
Oaklyn Provisional	Total	0	14	0.00	9	2				1				
Oaklyn Emergency Ballots	Total	0	0	0.00										
Oaklyn Borough	Total	2921	1144	39.16	700	392	13	2	8	12	1	2		
Pennsauken Dist 1	Total	1086	248	22.84	213	26	2	3	1	1				

**Governor**

		Registered	Ballots Cast	Turnout (%)	MURPHY/OLIVER	GUADAGNO/RENDO	ROHRMAN/LA GUERRE	Matthew RICCARDI	Gina GENOVESE	KAPER/DALE/DURDEN	ROSS/JOHNSON	Write-In		
Pennsauken Dist 2	Total	1564	391	25.00	361	22				2	1			
Pennsauken Dist 3	Total	1037	319	30.76	213	98	2				1			
Pennsauken Dist 4	Total	1416	322	22.74	262	48	1	2	3		2			
Pennsauken Dist 5	Total	767	261	34.03	160	88	1		4	2		1		
Pennsauken Dist 6	Total	1062	341	32.11	211	117	1		1	3	1	3		
Pennsauken Dist 7	Total	1317	306	23.23	224	70	1	1	3	1				
Pennsauken Dist 8	Total	913	253	27.71	189	57	3		1	3				
Pennsauken Dist 9	Total	950	177	18.63	128	43	1	1	1					
Pennsauken Dist 10	Total	887	286	32.24	214	65	2			2				
Pennsauken Dist 11	Total	977	318	32.55	195	107	5	1		3		1		
Pennsauken Dist 12	Total	835	211	25.27	179	25				3				
Pennsauken Dist 13	Total	957	301	31.45	211	82	2		3					
Pennsauken Dist 14	Total	1050	299	28.48	259	30	3		3			1		
Pennsauken Dist 15	Total	1208	255	21.11	209	35	1	1	4	1				
Pennsauken Dist 16	Total	775	170	21.94	152	12		2						
Pennsauken Dist 17	Total	1232	315	25.57	234	75	1		2					
Pennsauken Dist 18	Total	1287	397	30.85	263	125	3			1				
Pennsauken Dist 19	Total	640	170	26.56	130	35		2	1					
Pennsauken Dist 20	Total	811	221	27.25	207	12								
Pennsauken Dist 21	Total	721	192	26.63	133	48	3		2		1			
Pennsauken Dist 22	Total	812	273	33.62	195	67	1	1	3		1			
Pennsauken Dist 23	Total	812	231	28.45	166	62			1	1				
Pennsauken Dist 24	Total	627	121	19.30	112	8								
Pennsauken Mail-In Ballot	Total	0	1277	0.00	890	298	10		13	6	4			
Pennsauken Provisional	Total	0	91	0.00	66	15	1		1	1				
Pennsauken Emergency Ballots	Total	0	0	0.00										
Pennsauken Twp	Total	23743	7746	32.62	5776	1670	44	14	47	30	11	6		
Pine Hill Dist 1	Total	942	268	28.45	206	56	2		2	2				
Pine Hill Dist 2	Total	1160	312	26.90	192	107	4	2	2	1	2			
Pine Hill Dist 3	Total	1164	302	25.95	196	95	3	1	2	1		1		
Pine Hill Dist 4	Total	1239	265	21.39	210	51	3	1						
Pine Hill Dist 5	Total	1230	336	27.32	225	99	1	1	2	3	2	1		
Pine Hill Dist 6	Total	893	144	16.13	117	24	2				1			
Pine Hill Mail-In Ballot	Total	0	401	0.00	246	129	8		6	2	3			
Pine Hill Provisional	Total	0	22	0.00	16	5								
Pine Hill Emergency Ballots	Total	0	0	0.00										
Pine Hill Borough	Total	6628	2050	30.93	1408	566	23	5	14	9	8	2		
Pine Valley Dist 1	Total	12	0	0.00										
Pine Valley Mail-In Ballot	Total	0	8	0.00	2	6								
Pine Valley Provisional	Total	0	0	0.00										
Pine Valley Emergency Ballots	Total	0	0	0.00										

**Governor**

		Registered	Ballots Cast	Turnout (%)	MURPHY/OLIVER	GUADAGNO/RENDO	ROHRMAN/LA GUERRE	Matthew RICCARDI	Gina GENOVESE	KAPER/DALE/DURDEN	ROSS/JOHNSON	Write-In		
Pine Valley Borough	Total	12	8	66.67	2	6								
Runnemede Dist 1	Total	722	188	26.04	116	61	2			3	1	1		
Runnemede Dist 2	Total	979	239	24.41	148	86			2	1	1			
Runnemede Dist 3	Total	715	152	21.26	87	56	3		2		1			
Runnemede Dist 4	Total	880	223	25.34	137	81	2	1						
Runnemede Dist 5	Total	1309	274	20.93	175	92			1	3				
Runnemede Dist 6	Total	1084	300	27.68	172	124	1							
Runnemede Mail-In Ballot	Total	0	454	0.00	261	154	7	1	5	2	1	2		
Runnemede Provisional	Total	0	13	0.00	6	4		1						
Runnemede Emergency Ballots	Total	0	0	0.00										
Runnemede Borough	Total	5689	1843	32.40	1102	658	15	3	10	9	4	3		
Somerdale Dist 1	Total	1420	386	27.18	247	125	1	1	2	2				
Somerdale Dist 2	Total	760	196	25.79	142	50			1					
Somerdale Dist 3	Total	762	255	33.46	198	50			2					
Somerdale Dist 4	Total	817	242	29.62	170	64	4					1		
Somerdale Mail-In Ballot	Total	0	233	0.00	164	53	3	2	1	2				
Somerdale Provisional	Total	0	12	0.00	9	2	1							
Somerdale Emergency Ballots	Total	0	0	0.00										
Somerdale Borough	Total	3759	1324	35.22	930	344	9	3	6	4		1		
Stratford Dist 1	Total	570	208	36.49	112	87	1		1					
Stratford Dist 2	Total	885	265	29.94	156	93	5	2		3		1		
Stratford Dist 3	Total	805	226	28.07	141	80	3					1		
Stratford Dist 4	Total	1017	312	30.68	168	129	3		2	1		2		
Stratford Dist 5	Total	612	131	21.41	85	42	1					1		
Stratford Dist 6	Total	815	279	34.23	156	115	2							
Stratford Mail-In Ballot	Total	0	383	0.00	235	130		1	4	1	1	1		
Stratford Provisional	Total	0	16	0.00	10	5								
Stratford Emergency Ballots	Total	0	0	0.00										
Stratford Borough	Total	4704	1820	38.69	1063	681	15	3	7	5	1	6		
Tavistock Dist 1	Total	9	0	0.00										
Tavistock Mail-In Ballot	Total	0	3	0.00		3								
Tavistock Provisional	Total	0	0	0.00										
Tavistock Emergency Ballots	Total	0	0	0.00										
Tavistock Borough	Total	9	3	33.33		3								

**Governor**

		Registered	Ballots Cast	Turnout (%)	MURPHY/OLIVER	GUADAGNO/RENDO	ROHRMAN/LA GUERRE	Matthew RICCARDI	Gina GENOVESE	KAPER-DALE/DURDEN	ROSS/JOHNSON	Write-In		
Voorhees Dist 1	Total	1404	401	28.56	258	132						1		
Voorhees Dist 2	Total	1297	417	32.15	243	158	5			5		1		
Voorhees Dist 3	Total	1270	372	29.29	233	134	2							
Voorhees Dist 4	Total	1162	203	17.47	140	52	3		2	1				
Voorhees Dist 5	Total	1312	344	26.22	266	69	3		1	2				
Voorhees Dist 6	Total	1302	355	27.27	190	158	1		1	1				
Voorhees Dist 7	Total	757	234	30.91	139	86	5		1	1		1		
Voorhees Dist 8	Total	1534	375	24.45	272	98		1		1		1		
Voorhees Dist 9	Total	1353	411	30.38	241	155	4	1		3		1		
Voorhees Dist 10	Total	987	294	29.79	193	94	1		1					
Voorhees Dist 11	Total	1012	312	30.83	171	131	3		1		1	1		
Voorhees Dist 12	Total	979	266	27.17	153	103	1	2	2	1				
Voorhees Dist 13	Total	1335	381	28.54	268	95	3		7					
Voorhees Dist 14	Total	861	257	29.85	165	82	1	2	3	4				
Voorhees Dist 15	Total	1232	339	27.52	214	118	2		1					
Voorhees Dist 16	Total	833	241	28.93	121	118			1					
Voorhees Dist 17	Total	760	274	36.05	169	98								
Voorhees Dist 18	Total	1157	222	19.19	177	37	1	1	2	2				
Voorhees Dist 19	Total	997	253	25.38	150	99	1							
Voorhees Mail-In Ballot	Total	0	2051	0.00	1275	661	15	3	19	5	1	3		
Voorhees Provisional	Total	0	137	0.00	86	43		1			1			
Voorhees Emergency Ballots	Total	0	0	0.00										
<b>Voorhees Twp</b>	<b>Total</b>	<b>21544</b>	<b>8139</b>	<b>37.78</b>	<b>5124</b>	<b>2721</b>	<b>51</b>	<b>11</b>	<b>42</b>	<b>26</b>	<b>3</b>	<b>9</b>		
Waterford Dist 1	Total	1020	334	32.75	133	190	4		1		1			
Waterford Dist 2	Total	1220	371	30.41	180	173	6	1	2		1	1		
Waterford Dist 3	Total	1055	287	27.20	130	142	2	1	3	1	1			
Waterford Dist 4	Total	875	327	37.37	115	202	3	1	1					
Waterford Dist 5	Total	1023	245	23.95	135	97	4	1	3					
Waterford Dist 6	Total	1030	332	32.23	108	204	6		3	1	2	1		
Waterford Dist 7	Total	1151	354	30.76	139	199		3	4	2	1			
Waterford Dist 8	Total	306	109	35.62	43	64	1							
Waterford Mail-In Ballot	Total	0	617	0.00	303	267	8	1	8	6	4			
Waterford Provisional	Total	0	38	0.00	18	15	2		1					
Waterford Emergency Ballots	Total	0	0	0.00										
<b>Waterford Twp</b>	<b>Total</b>	<b>7680</b>	<b>3014</b>	<b>39.24</b>	<b>1304</b>	<b>1553</b>	<b>36</b>	<b>8</b>	<b>26</b>	<b>10</b>	<b>10</b>	<b>2</b>		
Winslow W1 D1	Total	1037	380	36.64	148	228	1	1						
Winslow W1 D2	Total	1184	304	25.68	120	170	3	1	3	1	1	1		
Winslow W1 D3	Total	765	246	32.16	113	126	2	1	1		1			
Winslow W1 D4	Total	1355	403	29.74	220	170	3		3	2	1			
Winslow W1 D5	Total	1272	398	31.29	216	168	2	2	2	1	1	1		
Winslow W1 D6	Total	707	206	29.14	157	43	2	1				2		
Winslow Ward 1 Mail-In Ballot	Total	0	609	0.00	270	291	6	5	10	3		1		

**Governor**

		Registered	Ballots Cast	Turnout (%)	MURPHY/OLIVER	GUADAGNO/RENDO	ROHRMAN/LA GUERRE	Matthew RICCARDI	Gina GENOVESE	KAPER-DALE/DURDEN	ROSS/JOHNSON	Write-In		
Winslow Ward 1 Provisional	Total	0	29	0.00	13	15								
Winslow W1 Emergency Ballots	Total	0	0	0.00										
Winslow Ward 1	Total	6320	2575	40.74	1257	1211	19	11	19	7	4	5		
Winslow W2 D1	Total	1582	493	31.16	404	78	2	3	1	1	1			
Winslow W2 D2	Total	883	266	30.12	155	105			2	1				
Winslow W2 D3	Total	1573	465	29.56	282	169	4	2			1			
Winslow W2 D4	Total	1139	382	33.54	254	126	1	1						
Winslow W2 D5	Total	891	260	29.18	117	135			3	2				
Winslow W2 D6	Total	966	285	29.50	243	40				1				
Winslow Ward 2 Mail-In Ballot	Total	0	498	0.00	307	158	6	1	5	1	2			
Winslow Ward 2 Provisional	Total	0	40	0.00	27	10								
Winslow W2 Mail-In Ballot Rejected	Total	0	0	0.00										
Winslow W2 Provisional Rejected	Total	0	0	0.00										
Winslow W2 Emergency Ballots	Total	0	0	0.00										
Winslow Ward 2	Total	7034	2689	38.23	1789	821	13	7	11	6	4			
Winslow W3 D1	Total	1284	375	29.21	357	14	1				1			
Winslow W3 D2	Total	1455	353	24.26	333	14		1		1				
Winslow W3 D3	Total	1174	248	21.12	221	20		1	1					
Winslow W3 D4	Total	1155	313	27.10	259	46	1	1		2	1			
Winslow W3 D5	Total	1319	432	32.75	383	38	1		1	3	1			
Winslow Ward 3 Mail-In Ballot	Total	0	360	0.00	288	48	1		3		1	1		
Winslow Ward 3 Provisional	Total	0	26	0.00	20	3				2				
Winslow W3 Mail-In Ballot Rejected	Total	0	0	0.00										
Winslow W3 Provisional Rejected	Total	0	0	0.00										
Winslow W3 Emergency Ballots	Total	0	0	0.00										
Winslow W4 D1	Total	777	275	35.39	160	109	1		2		1			
Winslow Ward 3	Total	7164	2382	33.25	2021	292	5	3	7	8	5	1		
Winslow W4 D2	Total	1496	362	24.20	298	58	2	1	1					
Winslow W4 D3	Total	1685	474	28.13	370	94	2		3			1		
Winslow W4 D4	Total	1265	416	32.89	315	94	2	2	1	1	1			
Winslow W4 D5	Total	1416	433	30.58	364	61		3	1	1				
Winslow Ward 4 Mail-In Ballot	Total	0	450	0.00	300	128	6	2	4	3		1		
Winslow Ward 4 Provisional	Total	0	28	0.00	18	9								
Winslow W4 Mail-In Ballot Rejected	Total	0	0	0.00										
Winslow W4 Provisional Rejected	Total	0	0	0.00										

**Governor**

		Registered	Ballots Cast	Turnout (%)	MURPHY/OLIVER	GUADAGNO/RENDO	ROHRMAN/LA GUERRE	Matthew RICCARDI	Gina GENOVESE	KAPER/DALE/DURDEN	ROSS/JOHNSON	Write-In		
Winslow W4 Emergency Ballots	Total	0	0	0.00										
Winslow Ward 4	Total	5862	2163	36.90	1665	444	12	8	10	5	1	2		
Winslow Twp	Total	26380	9809	37.18	6732	2768	49	29	47	26	14	8		
Woodlynne Dist 1	Total	902	166	18.40	139	23			1					
Woodlynne Dist 2	Total	719	147	20.45	125	20								
Woodlynne Mail-In Ballot	Total	0	40	0.00	21	15	1				2			
Woodlynne Provisional	Total	0	7	0.00	6									
Woodlynne Emergency Ballots	Total	0	0	0.00										
Woodlynne Borough	Total	1621	360	22.21	291	58	1		1		2			
Total - TC-Election Day		348779	95811	27.47	63445	29145	631	182	440	419	99	111		
Total - TC-Emergency		348779	0	0.00										
Total - TC-Mail-In Ballot		348779	25864	7.42	16613	7534	230	53	260	109	71	24		
Total - TC-Provisional		348779	1783	0.51	1210	434	15	3	9	10	3	5		
Total - TC-Rejected Ballots		348779	0	0.00										
Contest Total		348779	123458	35.40	81268	37113	876	238	709	538	173	140		



**State Senate 4th District**

		Registered	Ballots Cast	Turnout (%)	Fred H. MADDEN	Write-In							
Chesilhurst Dist 1	Total	1122	310	27.63	235	2							
Chesilhurst Mail-In Ballot	Total	0	93	0.00	57	3							
Chesilhurst Provisional	Total	0	3	0.00	3								
Chesilhurst Emergency Ballots	Total	0	0	0.00									
Chesilhurst Borough	Total	1122	406	36.19	295	5							
Clementon Dist 1	Total	983	261	26.55	169	8							
Clementon Dist 2	Total	977	265	27.12	168	4							
Clementon Dist 3	Total	1186	289	24.37	204								
Clementon Mail-In Ballot	Total	0	192	0.00	132	1							
Clementon Provisional	Total	0	11	0.00	7								
Clementon Emergency Ballots	Total	0	0	0.00									
Clementon Borough	Total	3146	1018	32.36	680	13							
Gloucester Twp Dist 1	Total	664	203	30.57	130	2							
Gloucester Twp Dist 2	Total	717	220	30.68	151	4							
Gloucester Twp Dist 3	Total	819	222	27.11	130	6							
Gloucester Twp Dist 4	Total	1065	372	34.93	231	4							
Gloucester Twp Dist 5	Total	1262	343	27.18	249								
Gloucester Twp Dist 6	Total	1403	323	23.02	217	3							
Gloucester Twp Dist 7	Total	1058	354	33.46	234	6							
Gloucester Twp Dist 8	Total	1122	311	27.72	252	2							
Gloucester Twp Dist 9	Total	1287	380	29.53	246	5							
Gloucester Twp Dist 10	Total	907	252	27.78	152	4							
Gloucester Twp Dist 11	Total	1026	356	34.70	222								
Gloucester Twp Dist 12	Total	1181	391	33.11	246	9							
Gloucester Twp Dist 13	Total	1536	305	19.86	208	5							
Gloucester Twp Dist 14	Total	1134	307	27.07	258	2							
Gloucester Twp Dist 15	Total	1256	442	35.19	273	3							
Gloucester Twp Dist 16	Total	1141	400	35.06	244	4							
Gloucester Twp Dist 17	Total	2158	417	19.32	327	3							
Gloucester Twp Dist 18	Total	1416	352	24.86	277	2							
Gloucester Twp Dist 19	Total	1350	454	33.63	305	5							
Gloucester Twp Dist 20	Total	1208	355	29.39	272	4							
Gloucester Twp Dist 21	Total	713	179	25.11	114	1							
Gloucester Twp Dist 22	Total	879	214	24.35	151								
Gloucester Twp Dist 23	Total	1209	340	28.12	278	1							
Gloucester Twp Dist 24	Total	1211	328	27.09	227	3							
Gloucester Twp Dist 25	Total	1174	388	33.05	229	4							
Gloucester Twp Dist 26	Total	924	293	31.71	184								
Gloucester Twp Dist 27	Total	986	293	29.72	190	2							
Gloucester Twp Dist 28	Total	1207	248	20.55	172	4							
Gloucester Twp Dist 29	Total	1323	408	30.84	298	9							
Gloucester Twp Dist 30	Total	1331	380	28.55	254	2							
Gloucester Twp Dist 31	Total	884	237	26.81	156	2							

**State Senate 4th District**

		Registered	Ballots Cast	Turnout (%)	Fred H. MADDEN	Write-In							
Gloucester Twp Dist 32	Total	1239	352	28.41	252	2							
Gloucester Twp Dist 33	Total	1273	386	30.32	309	5							
Gloucester Twp Dist 34	Total	895	235	26.26	176								
Gloucester Twp Dist 35	Total	1436	387	26.95	293	3							
Gloucester Twp Dist 36	Total	968	331	34.19	227	2							
Gloucester Twp Dist 37	Total	515	102	19.81	94								
Gloucester Twp Dist 38	Total	571	148	25.92	117	3							
Gloucester Twp Dist 39	Total	565	144	25.49	95	5							
Gloucester Twp Dist 40	Total	1113	256	23.00	190	2							
Gloucester Twp Mail-In Ballot	Total	0	3534	0.00	2611	32							
Gloucester Twp Provisional	Total	0	191	0.00	142	2							
Gloucester Twp Emergency Ballots	Total	0	0	0.00									
<b>Gloucester Twp</b>	<b>Total</b>	<b>44126</b>	<b>16133</b>	<b>36.56</b>	<b>11383</b>	<b>157</b>							
Laurel Springs Dist 1	Total	634	252	39.75	166	2							
Laurel Springs Dist 2	Total	771	319	41.37	213	3							
Laurel Springs Mail-In Ballot	Total	0	98	0.00	65	3							
Laurel Springs Provisional	Total	0	4	0.00	4								
Laurel Springs Emergency Ballots	Total	0	0	0.00									
<b>Laurel Springs Borough</b>	<b>Total</b>	<b>1405</b>	<b>673</b>	<b>47.90</b>	<b>448</b>	<b>8</b>							
Lindenwold Dist 1	Total	1310	319	24.35	240	2							
Lindenwold Dist 2	Total	1147	256	22.32	200	2							
Lindenwold Dist 3	Total	915	266	29.07	200	2							
Lindenwold Dist 4	Total	1409	319	22.64	247	3							
Lindenwold Dist 5	Total	1280	209	16.33	188	4							
Lindenwold Dist 6	Total	1245	312	25.06	283								
Lindenwold Dist 7	Total	787	105	13.34	95								
Lindenwold Dist 8	Total	1329	259	19.49	209	1							
Lindenwold Dist 9	Total	655	203	30.99	157	1							
Lindenwold Mail-In Ballot	Total	0	543	0.00	439	3							
Lindenwold Provisional	Total	0	30	0.00	26								
Lindenwold Emergency Ballots	Total	0	0	0.00									
<b>Lindenwold Borough</b>	<b>Total</b>	<b>10077</b>	<b>2821</b>	<b>27.99</b>	<b>2284</b>	<b>18</b>							
Winslow W1 D1	Total	1037	380	36.64	170	8							
Winslow W1 D2	Total	1184	304	25.68	153	4							
Winslow W1 D3	Total	765	246	32.16	135	2							
Winslow W1 D4	Total	1355	403	29.74	245	6							
Winslow W1 D5	Total	1272	398	31.29	240	4							
Winslow W1 D6	Total	707	206	29.14	163	2							
Winslow Ward 1 Mail-In Ballot	Total	0	609	0.00	343	4							
Winslow Ward 1 Provisional	Total	0	29	0.00	19	1							

**State Senate 4th District**

		Registered	Ballots Cast	Turnout (%)	Fred H. MADDEN	Write-In							
Winslow W1 Emergency Ballots	Total	0	0	0.00									
Winslow Ward 1	Total	6320	2575	40.74	1468	31							
Winslow W2 D1	Total	1582	493	31.16	429	5							
Winslow W2 D2	Total	883	266	30.12	167	4							
Winslow W2 D3	Total	1573	465	29.56	307	4							
Winslow W2 D4	Total	1139	382	33.54	272	2							
Winslow W2 D5	Total	891	260	29.18	136	5							
Winslow W2 D6	Total	966	285	29.50	252								
Winslow Ward 2 Mail-In Ballot	Total	0	498	0.00	357	3							
Winslow Ward 2 Provisional	Total	0	40	0.00	31	1							
Winslow W2 Mail-In Ballot Rejected	Total	0	0	0.00									
Winslow W2 Provisional Rejected	Total	0	0	0.00									
Winslow W2 Emergency Ballots	Total	0	0	0.00									
Winslow Ward 2	Total	7034	2689	38.23	1951	24							
Winslow W3 D1	Total	1284	375	29.21	339	2							
Winslow W3 D2	Total	1455	353	24.26	327								
Winslow W3 D3	Total	1174	248	21.12	218								
Winslow W3 D4	Total	1155	313	27.10	252	2							
Winslow W3 D5	Total	1319	432	32.75	381								
Winslow Ward 3 Mail-In Ballot	Total	0	360	0.00	305	2							
Winslow Ward 3 Provisional	Total	0	26	0.00	23								
Winslow W3 Mail-In Ballot Rejected	Total	0	0	0.00									
Winslow W3 Provisional Rejected	Total	0	0	0.00									
Winslow W3 Emergency Ballots	Total	0	0	0.00									
Winslow W4 D1	Total	777	275	35.39	187	1							
Winslow Ward 3	Total	7164	2382	33.25	2032	7							
Winslow W4 D2	Total	1496	362	24.20	307	3							
Winslow W4 D3	Total	1685	474	28.13	394	3							
Winslow W4 D4	Total	1265	416	32.89	325	7							
Winslow W4 D5	Total	1416	433	30.58	371	1							
Winslow Ward 4 Mail-In Ballot	Total	0	450	0.00	329	7							
Winslow Ward 4 Provisional	Total	0	28	0.00	20								
Winslow W4 Mail-In Ballot Rejected	Total	0	0	0.00									
Winslow W4 Provisional Rejected	Total	0	0	0.00									
Winslow W4 Emergency Ballots	Total	0	0	0.00									
Winslow Ward 4	Total	5862	2163	36.90	1746	21							

**State Senate 4th District**

		Registered	Ballots Cast	Turnout (%)	Fred H. MADDEN	Write-In							
Winslow Twp	Total	26380	9809	37.18	7197	83							
Total - TC-Election Day		86256	24121	27.96	17374	222							
Total - TC-Emergency		86256	0	0.00									
Total - TC-Mail-In Ballot		86256	6377	7.39	4638	58							
Total - TC-Provisional		86256	362	0.42	275	4							
Total - TC-Rejected Ballots		86256	0	0.00									
Contest Total		86256	30860	35.78	22287	284							

**State Senate 5th District**

		Registered	Ballots Cast	Turnout (%)	Nilsa CRUZ-PEREZ	Keith WALKER	Mohammad KABIR	Write-In						
Audubon Boro Dist 1	Total	787	219	27.83	110	90	3	1						
Audubon Boro Dist 2	Total	606	277	45.71	175	77	1							
Audubon Boro Dist 3	Total	985	336	34.11	202	105								
Audubon Boro Dist 4	Total	632	236	37.34	132	86								
Audubon Boro Dist 5	Total	925	304	32.86	173	104	1							
Audubon Boro Dist 6	Total	1071	383	35.76	227	127	4							
Audubon Boro Dist 7	Total	682	259	37.98	130	108	1							
Audubon Boro Dist 8	Total	855	298	34.85	172	100	1							
Audubon Boro Mail-In Ballot	Total	0	476	0.00	296	153	3							
Audubon Boro Provisional	Total	0	34	0.00	20	10								
Audubon Boro Emergency Ballots	Total	0	0	0.00										
<b>Audubon Borough</b>	<b>Total</b>	<b>6543</b>	<b>2822</b>	<b>43.13</b>	<b>1637</b>	<b>960</b>	<b>14</b>	<b>1</b>						
Audubon Park Dist 1	Total	771	256	33.20	151	71	1							
Audubon Park Mail-In Ballot	Total	0	28	0.00	20	6	1							
Audubon Park Provisional	Total	0	3	0.00	1	2								
Audubon Park Emergency Ballots	Total	0	0	0.00										
<b>Audubon Park Borough</b>	<b>Total</b>	<b>771</b>	<b>287</b>	<b>37.22</b>	<b>172</b>	<b>79</b>	<b>2</b>							
Barrington Dist 1	Total	1180	400	33.90	236	146	2							
Barrington Dist 2	Total	835	236	28.26	136	88	2							
Barrington Dist 3	Total	986	304	30.83	168	110	6							
Barrington Dist 4	Total	1360	321	23.60	184	118	2							
Barrington Dist 5	Total	544	186	34.19	121	58	1	1						
Barrington Mail-In Ballot	Total	0	401	0.00	254	133	4							
Barrington Provisional	Total	0	33	0.00	23	8	1							
Barrington Emergency Ballots	Total	0	0	0.00										
<b>Barrington Borough</b>	<b>Total</b>	<b>4905</b>	<b>1881</b>	<b>38.35</b>	<b>1122</b>	<b>661</b>	<b>18</b>	<b>1</b>						
Bellmawr Dist 1	Total	1345	383	28.48	199	145	5							
Bellmawr Dist 2	Total	1233	318	25.79	177	102	7							
Bellmawr Dist 3	Total	1112	283	25.45	142	104	6	1						
Bellmawr Dist 4	Total	986	261	26.47	132	98		1						
Bellmawr Dist 5	Total	983	231	23.50	144	64	1							
Bellmawr Dist 6	Total	1097	338	30.81	189	108	2	1						
Bellmawr Dist 7	Total	916	239	26.09	136	81	1							
Bellmawr Mail-In Ballot	Total	0	540	0.00	362	141	4	2						
Bellmawr Provisional	Total	0	24	0.00	16	6								
Bellmawr Emergency Ballots	Total	0	0	0.00										
<b>Bellmawr Borough</b>	<b>Total</b>	<b>7672</b>	<b>2617</b>	<b>34.11</b>	<b>1497</b>	<b>849</b>	<b>26</b>	<b>5</b>						

**State Senate 5th District**

		Registered	Ballots Cast	Turnout (%)	Nilsa CRUZ-PEREZ	Keith WALKER	Mohammad KABIR	Write-In						
Brooklawn Dist 1	Total	1254	349	27.83	226	109	2							
Brooklawn Mail-In Ballot	Total	0	49	0.00	32	14	1							
Brooklawn Provisional	Total	0	2	0.00	2									
Brooklawn Emergency Ballots	Total	0	0	0.00										
<b>Brooklawn Borough</b>	<b>Total</b>	<b>1254</b>	<b>400</b>	<b>31.90</b>	<b>260</b>	<b>123</b>	<b>3</b>							
Camden City W1 D1	Total	585	78	13.33	72	3	2							
Camden City W1 D2	Total	1258	242	19.24	201	23	3							
Camden City W1 D3	Total	998	142	14.23	123	9	2							
Camden City W1 D4	Total	874	132	15.10	110	9	3	1						
Camden City W1 D5	Total	1208	165	13.66	150	5	3							
Camden City W1 D6	Total	1137	164	14.42	134	14	2							
Camden City W1 D7	Total	845	90	10.65	75	9								
Camden City W1 D8	Total	931	207	22.23	170	15	3							
Camden City W1 D9	Total	1615	223	13.81	183	13	7							
Camden City W1 D10	Total	811	116	14.30	90	16								
Camden City Ward 1 Mail-In Ballot	Total	0	349	0.00	304	23	5	1						
Camden City Ward 1 Provisional	Total	0	51	0.00	45	1								
Camden City W1 Emergency Ballots	Total	0	0	0.00										
<b>Camden City Ward 1</b>	<b>Total</b>	<b>10262</b>	<b>1959</b>	<b>19.09</b>	<b>1657</b>	<b>140</b>	<b>30</b>	<b>2</b>						
Camden City W2 D1	Total	677	103	15.21	69	15	3							
Camden City W2 D2	Total	894	141	15.77	107	21	4							
Camden City W2 D3	Total	982	280	28.51	228	13	14							
Camden City W2 D4	Total	747	118	15.80	96	12	4							
Camden City W2 D5	Total	810	120	14.81	105	5	4							
Camden City W2 D6	Total	1474	230	15.60	200	14	5							
Camden City W2 D7	Total	1048	205	19.56	179	9	5							
Camden City W2 D8	Total	1512	234	15.48	210	10	2							
Camden City W2 D9	Total	1415	179	12.65	149	14	6							
Camden City W2 D10	Total	760	103	13.55	76	11	3							
Camden City W2 D11	Total	708	102	14.41	82	6	4							
Camden City Ward 2 Mail-In Ballot	Total	0	368	0.00	307	21	5							
Camden City Ward 2 Provisional	Total	0	77	0.00	59	5								
Camden City W2 Emergency Ballots	Total	0	0	0.00										
<b>Camden City Ward 2</b>	<b>Total</b>	<b>11027</b>	<b>2260</b>	<b>20.50</b>	<b>1867</b>	<b>156</b>	<b>59</b>							
Camden City W3 D1	Total	979	116	11.85	103	2	4							
Camden City W3 D2	Total	1335	256	19.18	225	14								
Camden City W3 D3	Total	850	138	16.24	120	11	1							
Camden City W3 D4	Total	1027	144	14.02	124	5	1							
Camden City W3 D5	Total	877	116	13.23	103	6								

**State Senate 5th District**

		Registered	Ballots Cast	Turnout (%)	Nilsa CRUZ-PEREZ	Keith WALKER	Mohammad KABIR	Write-In						
Camden City W3 D6	Total	1107	203	18.34	181	7	4	1						
Camden City W3 D7	Total	1111	165	14.85	147	7	3							
Camden City W3 D8	Total	1194	202	16.92	174	14	2							
Camden City W3 D9	Total	1355	225	16.61	190	8	4							
Camden City Ward 3 Mail-In Ballot	Total	0	320	0.00	278	15	5							
Camden City Ward 3 Provisional	Total	0	41	0.00	30	2	3							
Camden City W3 Emergency Ballots	Total	0	0	0.00										
Camden City Ward 3	Total	9835	1926	19.58	1675	91	27	1						
Camden City W4 D1	Total	894	155	17.34	138	6	1							
Camden City W4 D2	Total	999	123	12.31	104	4	1	1						
Camden City W4 D3	Total	1085	187	17.24	169	7								
Camden City W4 D4	Total	1177	137	11.64	125	2	1							
Camden City W4 D5	Total	914	116	12.69	101	1	4							
Camden City W4 D6	Total	1157	146	12.62	130	7	1							
Camden City W4 D7	Total	1124	165	14.68	141	7	1							
Camden City W4 D8	Total	1137	163	14.34	132	13	3							
Camden City W4 D9	Total	1122	184	16.40	152	12	3							
Camden City W4 D10	Total	1024	175	17.09	156	9	1	1						
Camden City Ward 4 Mail-In Ballot	Total	0	260	0.00	219	26	6							
Camden City Ward 4 Provisional	Total	0	61	0.00	58	1								
Camden City W4 Emergency Ballots	Total	0	0	0.00										
Camden City Ward 4	Total	10633	1872	17.61	1625	95	22	2						
Camden City	Total	41757	8017	19.20	6824	482	138	5						
Gloucester City W1 D1	Total	780	137	17.56	89	40	1							
Gloucester City W1 D2	Total	707	203	28.71	129	60	8							
Gloucester City W1 D3	Total	659	220	33.38	117	76	6							
Gloucester City Ward 1 Mail-In Ballot	Total	0	93	0.00	62	28	1							
Gloucester City Ward 1 Provisional	Total	0	13	0.00	9	2		1						
Gloucester City W1 Emergency Ballots	Total	0	0	0.00										
Gloucester City Ward 1	Total	2146	666	31.03	406	206	16	1						
Gloucester City W2 D1	Total	710	149	20.99	84	51	3							
Gloucester City W2 D2	Total	835	236	28.26	147	73	2	2						
Gloucester City W2 D3	Total	924	268	29.00	157	90	1							
Gloucester City Ward 2 Mail-In Ballot	Total	0	166	0.00	115	47	2							

**State Senate 5th District**

		Registered	Ballots Cast	Turnout (%)	Nilsa CRUZ-PEREZ	Keith WALKER	Mohammad KABIR	Write-In					
Gloucester City Ward 2 Provisional	Total	0	15	0.00	10	5							
Gloucester City W2 Emergency Ballots	Total	0	0	0.00									
Gloucester City Ward 2	Total	2469	834	33.78	513	266	8	2					
Gloucester City W3 D1	Total	966	202	20.91	134	58	2						
Gloucester City W3 D2	Total	1018	259	25.44	139	108							
Gloucester City Ward 3 Mail-In Ballot	Total	0	116	0.00	77	38							
Gloucester City Ward 3 Provisional	Total	0	6	0.00	6								
Gloucester City W3 Emergency Ballots	Total	0	0	0.00									
Gloucester City Ward 3	Total	1984	583	29.39	356	204	2						
Gloucester City	Total	6599	2083	31.57	1275	676	26	3					
Haddon Heights Dist 1	Total	757	314	41.48	168	119	3						
Haddon Heights Dist 2	Total	671	242	36.07	153	77							
Haddon Heights Dist 3	Total	1070	446	41.68	242	178	2						
Haddon Heights Dist 4	Total	642	234	36.45	108	109	3						
Haddon Heights Dist 5	Total	933	389	41.69	229	145							
Haddon Heights Dist 6	Total	930	373	40.11	210	146	1						
Haddon Heights Dist 7	Total	954	369	38.68	206	143	2						
Haddon Heights Mail-In Ballot	Total	0	654	0.00	410	214	7						
Haddon Heights Provisional	Total	0	31	0.00	25	6							
Haddon Heights Emergency Ballots	Total	0	0	0.00									
Haddon Heights Borough	Total	5957	3052	51.23	1751	1137	18						
Lawnside Dist 1	Total	1113	437	39.26	399	14	5						
Lawnside Dist 2	Total	1160	391	33.71	351	14	6						
Lawnside Mail-In Ballot	Total	0	133	0.00	121	9	1						
Lawnside Provisional	Total	0	7	0.00	4	2							
Lawnside Emergency Ballots	Total	0	0	0.00									
Lawnside Borough	Total	2273	968	42.59	875	39	12						
Magnolia Dist 1	Total	815	239	29.33	173	58	2						
Magnolia Dist 2	Total	643	192	29.86	125	55	1						
Magnolia Dist 3	Total	774	208	26.87	130	64	1						
Magnolia Dist 4	Total	783	259	33.08	173	74	2						
Magnolia Mail-In Ballot	Total	0	168	0.00	112	47	5						
Magnolia Provisional	Total	0	16	0.00	11	4							
Magnolia Emergency Ballots	Total	0	0	0.00									



**State Senate 5th District**

		Registered	Ballots Cast	Turnout (%)	NILSA CRUZ-PEREZ	Keith WALKER	Mohammad KABIR	Write-In					
Magnolia Borough	Total	3015	1082	35.89	724	302	11						
Mt Ephraim Dist 1	Total	766	237	30.94	146	78	1						
Mt Ephraim Dist 2	Total	873	271	31.04	153	100	1						
Mt Ephraim Dist 3	Total	849	232	27.33	104	104	1	2					
Mt Ephraim Dist 4	Total	831	220	26.47	117	75	4						
Mt. Ephraim Mail-In Ballot	Total	0	214	0.00	120	78	4						
Mt. Ephraim Provisional	Total	0	13	0.00	6	7							
Mt. Ephraim Emergency Ballots	Total	0	0	0.00									
Mount Ephraim Borough	Total	3319	1187	35.76	646	442	11	2					
Runnemede Dist 1	Total	722	188	26.04	103	65	8						
Runnemede Dist 2	Total	979	239	24.41	143	79	4						
Runnemede Dist 3	Total	715	152	21.26	88	53	4						
Runnemede Dist 4	Total	880	223	25.34	129	72	3	1					
Runnemede Dist 5	Total	1309	274	20.93	182	78							
Runnemede Dist 6	Total	1084	300	27.68	164	115	3						
Runnemede Mail-In Ballot	Total	0	454	0.00	269	163	7						
Runnemede Provisional	Total	0	13	0.00	6	4	1						
Runnemede Emergency Ballots	Total	0	0	0.00									
Runnemede Borough	Total	5689	1843	32.40	1084	629	30	1					
Woodlynne Dist 1	Total	902	166	18.40	138	23	1						
Woodlynne Dist 2	Total	719	147	20.45	120	20	3						
Woodlynne Mail-In Ballot	Total	0	40	0.00	24	14	1						
Woodlynne Provisional	Total	0	7	0.00	5								
Woodlynne Emergency Ballots	Total	0	0	0.00									
Woodlynne Borough	Total	1621	360	22.21	287	57	5						
Total - TC-Election Day		91375	21323	23.34	14436	5201	247	14					
Total - TC-Emergency		91375	0	0.00									
Total - TC-Mail-In Ballot		91375	4829	5.28	3382	1170	62	3					
Total - TC-Provisional		91375	447	0.49	336	65	5	1					
Total - TC-Rejected Ballots		91375	0	0.00									
Contest Total		91375	26599	29.11	18154	6436	314	18					

**State Senate 6th District**

		Registered	Ballots Cast	Turnout (%)	James BEACH	Robert SHAPIRO	Write-In							
Berlin Twp Dist 1	Total	1378	386	28.01	235	130								
Berlin Twp Dist 2	Total	661	193	29.20	118	71								
Berlin Twp Dist 3	Total	621	147	23.67	80	62								
Berlin Twp Dist 4	Total	1191	280	23.51	165	95								
Berlin Twp Mail-In Ballot	Total	0	326	0.00	215	97								
Berlin Twp Provisional	Total	0	16	0.00	11	5								
Berlin Twp Emergency Ballots	Total	0	0	0.00										
Berlin Township	Total	3851	1348	35.00	824	460								
Cherry Hill Dist 1	Total	1052	387	36.79	247	122	2							
Cherry Hill Dist 2	Total	1181	301	25.49	197	96	1							
Cherry Hill Dist 3	Total	1571	356	22.66	210	125	2							
Cherry Hill Dist 4	Total	1264	317	25.08	190	120	1							
Cherry Hill Dist 5	Total	1186	346	29.17	242	89								
Cherry Hill Dist 6	Total	945	265	28.04	160	94								
Cherry Hill Dist 7	Total	1077	316	29.34	218	91								
Cherry Hill Dist 8	Total	983	283	28.79	217	54								
Cherry Hill Dist 9	Total	1145	265	23.14	181	76								
Cherry Hill Dist 10	Total	1415	381	26.93	237	132								
Cherry Hill Dist 11	Total	1249	368	29.46	231	124	1							
Cherry Hill Dist 12	Total	1245	328	26.35	215	99								
Cherry Hill Dist 13	Total	1043	338	32.41	177	142	1							
Cherry Hill Dist 14	Total	851	313	36.78	179	116								
Cherry Hill Dist 15	Total	1307	306	23.41	198	95								
Cherry Hill Dist 16	Total	797	225	28.23	150	66								
Cherry Hill Dist 17	Total	1251	357	28.54	252	86								
Cherry Hill Dist 18	Total	895	233	26.03	152	72								
Cherry Hill Dist 19	Total	939	283	30.14	189	81								
Cherry Hill Dist 20	Total	1295	418	32.28	246	150								
Cherry Hill Dist 21	Total	1430	347	24.27	212	112								
Cherry Hill Dist 22	Total	1080	346	32.04	220	116	1							
Cherry Hill Dist 23	Total	1390	310	22.30	218	85	1							
Cherry Hill Dist 24	Total	1208	336	27.81	215	103								
Cherry Hill Dist 25	Total	1050	299	28.48	198	87								
Cherry Hill Dist 26	Total	1455	438	30.10	272	137								
Cherry Hill Dist 27	Total	1079	313	29.01	207	90	1							
Cherry Hill Dist 28	Total	1334	350	26.24	242	97								
Cherry Hill Dist 29	Total	1403	415	29.58	258	141								
Cherry Hill Dist 30	Total	727	238	32.74	179	55								
Cherry Hill Dist 31	Total	1306	336	25.73	244	75								
Cherry Hill Dist 32	Total	745	165	22.15	115	45								
Cherry Hill Dist 33	Total	1266	386	30.49	246	131								
Cherry Hill Dist 34	Total	1290	372	28.84	225	136								
Cherry Hill Dist 35	Total	1288	419	32.53	230	170								
Cherry Hill Dist 36	Total	1185	263	22.19	167	87								
Cherry Hill Dist 37	Total	1053	308	29.25	215	83								
Cherry Hill Dist 38	Total	847	260	30.70	196	50								
Cherry Hill Dist 39	Total	1199	365	30.44	235	117								

**State Senate 6th District**

		Registered	Ballots Cast	Turnout (%)	James BEACH	Robert SHAPIRO	Write-In							
Cherry Hill Dist 40	Total	845	258	30.53	166	82								
Cherry Hill Dist 41	Total	895	208	23.24	125	73								
Cherry Hill Dist 42	Total	709	229	32.30	143	76								
Cherry Hill Dist 43	Total	1046	311	29.73	180	116	1							
Cherry Hill Dist 44	Total	1383	340	24.58	225	104								
Cherry Hill Dist 45	Total	1686	408	24.20	275	120	1							
Cherry Hill Dist 46	Total	1086	244	22.47	128	93								
Cherry Hill Dist 47	Total	990	249	25.15	180	62								
Cherry Hill Dist 48	Total	595	127	21.34	100	20								
Cherry Hill Mail-In Ballot	Total	0	5697	0.00	3885	1628	8							
Cherry Hill Provisional	Total	0	344	0.00	230	98								
Cherry Hill Emergency Ballots	Total	0	0	0.00										
<b>Cherry Hill Twp</b>	<b>Total</b>	<b>54261</b>	<b>21067</b>	<b>38.83</b>	<b>13819</b>	<b>6419</b>	<b>21</b>							
Collingswood Dist 1	Total	744	318	42.74	226	73	1							
Collingswood Dist 2	Total	1039	438	42.16	337	82	1							
Collingswood Dist 3	Total	565	180	31.86	133	33								
Collingswood Dist 4	Total	902	313	34.70	226	73	1							
Collingswood Dist 5	Total	1032	209	20.25	173	23								
Collingswood Dist 6	Total	727	297	40.85	210	75								
Collingswood Dist 7	Total	987	360	36.47	270	80								
Collingswood Dist 8	Total	844	299	35.43	235	57	1							
Collingswood Dist 9	Total	1313	414	31.53	315	85	2							
Collingswood Dist 10	Total	834	302	36.21	214	71								
Collingswood Dist 11	Total	894	321	35.91	247	63								
Collingswood Dist 12	Total	644	255	39.60	200	48								
Collingswood Mail-In Ballot	Total	0	770	0.00	603	134	3							
Collingswood Provisional	Total	0	68	0.00	59	6								
Collingswood Emergency Ballots	Total	0	0	0.00										
<b>Collingswood Borough</b>	<b>Total</b>	<b>10525</b>	<b>4544</b>	<b>43.17</b>	<b>3448</b>	<b>903</b>	<b>9</b>							
Gibbsboro Dist 1	Total	943	302	32.03	177	104								
Gibbsboro Dist 2	Total	785	242	30.83	134	87								
Gibbsboro Mail-In Ballot	Total	0	139	0.00	82	51								
Gibbsboro Provisional	Total	0	6	0.00	3	3								
Gibbsboro Emergency Ballots	Total	0	0	0.00										
<b>Gibbsboro Borough</b>	<b>Total</b>	<b>1728</b>	<b>689</b>	<b>39.87</b>	<b>396</b>	<b>245</b>								
Haddon Twp Dist 1	Total	796	280	35.18	177	92	1							
Haddon Twp Dist 2	Total	699	235	33.62	173	48								
Haddon Twp Dist 3	Total	1081	457	42.28	283	147								
Haddon Twp Dist 4	Total	676	244	36.09	160	73								
Haddon Twp Dist 5	Total	486	164	33.74	109	42								
Haddon Twp Dist 6	Total	686	216	31.49	119	77								

**State Senate 6th District**

		Registered	Ballots Cast	Turnout (%)	James BEACH	Robert SHAPIRO	Write-In							
Haddon Twp Dist 7	Total	636	291	45.75	193	80	2							
Haddon Twp Dist 8	Total	929	267	28.74	178	73	2							
Haddon Twp Dist 9	Total	599	228	38.06	161	59								
Haddon Twp Dist 10	Total	675	233	34.52	143	77								
Haddon Twp Dist 11	Total	887	353	39.80	238	102								
Haddon Twp Dist 12	Total	1320	553	41.89	331	178								
Haddon Twp Dist 13	Total	682	236	34.60	157	65	1							
Haddon Twp Dist 14	Total	673	260	38.63	170	71								
Haddon Twp Dist 15	Total	679	259	38.14	178	56								
Haddon Twp Mail-In Ballot	Total	0	878	0.00	607	241	1							
Haddon Twp Provisional	Total	0	69	0.00	46	19								
Haddon Twp Emergency Ballots	Total	0	0	0.00										
<b>Haddon Twp</b>	<b>Total</b>	<b>11504</b>	<b>5223</b>	<b>45.40</b>	<b>3423</b>	<b>1500</b>	<b>7</b>							
Haddonfield Dist 1	Total	1166	389	33.36	233	139								
Haddonfield Dist 2	Total	1316	424	32.22	278	129								
Haddonfield Dist 3	Total	943	348	36.90	242	90	2							
Haddonfield Dist 4	Total	762	247	32.41	113	119	1							
Haddonfield Dist 5	Total	662	229	34.59	100	119								
Haddonfield Dist 6	Total	969	398	41.07	235	139								
Haddonfield Dist 7	Total	938	336	35.82	210	111								
Haddonfield Dist 8	Total	1000	395	39.50	260	111								
Haddonfield Dist 9	Total	1099	430	39.13	279	128	1							
Haddonfield Dist 10	Total	791	259	32.74	150	95								
Haddonfield Mail-In Ballot	Total	0	1035	0.00	659	334	1							
Haddonfield Provisional	Total	0	101	0.00	64	34								
Haddonfield Emergency Ballots	Total	0	0	0.00										
<b>Haddonfield Borough</b>	<b>Total</b>	<b>9646</b>	<b>4591</b>	<b>47.59</b>	<b>2823</b>	<b>1548</b>	<b>5</b>							
Hi-Nella Dist 1	Total	603	137	22.72	90	38								
Hi Nella Mail-In Ballot	Total	0	27	0.00	19	8								
Hi Nella Provisional	Total	0	0	0.00										
Hi Nella Emergency Ballots	Total	0	0	0.00										
<b>Hi-Nella Borough</b>	<b>Total</b>	<b>603</b>	<b>164</b>	<b>27.20</b>	<b>109</b>	<b>46</b>								
Merchantville Dist 1	Total	1175	375	31.91	213	139	1							
Merchantville Dist 2	Total	726	251	34.57	164	74								
Merchantville Dist 3	Total	776	185	23.84	113	64								
Merchantville Mail-In Ballot	Total	0	182	0.00	137	37								
Merchantville Provisional	Total	0	17	0.00	13	1								
Merchantville Emergency Ballots	Total	0	0	0.00										
<b>Merchantville Borough</b>	<b>Total</b>	<b>2677</b>	<b>1010</b>	<b>37.73</b>	<b>640</b>	<b>315</b>	<b>1</b>							

**State Senate 6th District**

		Registered	Ballots Cast	Turnout (%)	James BEACH	Robert SHAPIRO	Write-In							
Oaklyn Dist 1	Total	654	247	37.77	168	74								
Oaklyn Dist 2	Total	817	223	27.29	151	56	1							
Oaklyn Dist 3	Total	744	219	29.44	142	61	1							
Oaklyn Dist 4	Total	706	278	39.38	188	80								
Oaklyn Mail-In Ballot	Total	0	163	0.00	114	41	1							
Oaklyn Provisional	Total	0	14	0.00	9	1								
Oaklyn Emergency Ballots	Total	0	0	0.00										
Oaklyn Borough	Total	2921	1144	39.16	772	313	3							
Pennsauken Dist 1	Total	1086	248	22.84	208	25								
Pennsauken Dist 2	Total	1564	391	25.00	353	22								
Pennsauken Dist 3	Total	1037	319	30.76	220	79	1							
Pennsauken Dist 4	Total	1416	322	22.74	245	50								
Pennsauken Dist 5	Total	767	261	34.03	158	74								
Pennsauken Dist 6	Total	1062	341	32.11	213	101	1							
Pennsauken Dist 7	Total	1317	306	23.23	218	70								
Pennsauken Dist 8	Total	913	253	27.71	181	57	1							
Pennsauken Dist 9	Total	950	177	18.63	124	41								
Pennsauken Dist 10	Total	887	286	32.24	208	62								
Pennsauken Dist 11	Total	977	318	32.55	205	92	1							
Pennsauken Dist 12	Total	835	211	25.27	175	18								
Pennsauken Dist 13	Total	957	301	31.45	204	80								
Pennsauken Dist 14	Total	1050	299	28.48	251	30								
Pennsauken Dist 15	Total	1208	255	21.11	207	26								
Pennsauken Dist 16	Total	775	170	21.94	145	14								
Pennsauken Dist 17	Total	1232	315	25.57	221	71	1							
Pennsauken Dist 18	Total	1287	397	30.85	259	109	1							
Pennsauken Dist 19	Total	640	170	26.56	126	33								
Pennsauken Dist 20	Total	811	221	27.25	207	8								
Pennsauken Dist 21	Total	721	192	26.63	134	43								
Pennsauken Dist 22	Total	812	273	33.62	183	70								
Pennsauken Dist 23	Total	812	231	28.45	155	60								
Pennsauken Dist 24	Total	627	121	19.30	104	10	1							
Pennsauken Mail-In Ballot	Total	0	1277	0.00	952	275	5							
Pennsauken Provisional	Total	0	91	0.00	68	11								
Pennsauken Emergency Ballots	Total	0	0	0.00										
Pennsauken Twp	Total	23743	7746	32.62	5724	1531	12							
Somerdale Dist 1	Total	1420	386	27.18	258	106	2							
Somerdale Dist 2	Total	760	196	25.79	147	39								
Somerdale Dist 3	Total	762	255	33.46	201	43								
Somerdale Dist 4	Total	817	242	29.62	181	53								
Somerdale Mail-In Ballot	Total	0	233	0.00	175	48								
Somerdale Provisional	Total	0	12	0.00	11	1								

**State Senate 6th District**

		Registered	Ballots Cast	Turnout (%)	James BEACH	Robert SHAPIRO	Write-In						
Somerdale Emergency Ballots	Total	0	0	0.00									
Somerdale Borough	Total	3759	1324	35.22	973	290	2						
Stratford Dist 1	Total	570	208	36.49	110	77							
Stratford Dist 2	Total	885	265	29.94	162	93	2						
Stratford Dist 3	Total	805	226	28.07	129	85							
Stratford Dist 4	Total	1017	312	30.68	162	125							
Stratford Dist 5	Total	612	131	21.41	89	35							
Stratford Dist 6	Total	815	279	34.23	165	96							
Stratford Mail-In Ballot	Total	0	383	0.00	253	119	2						
Stratford Provisional	Total	0	16	0.00	10	4							
Stratford Emergency Ballots	Total	0	0	0.00									
Stratford Borough	Total	4704	1820	38.69	1080	634	4						
Tavistock Dist 1	Total	9	0	0.00									
Tavistock Mail-In Ballot	Total	0	3	0.00	1	2							
Tavistock Provisional	Total	0	0	0.00									
Tavistock Emergency Ballots	Total	0	0	0.00									
Tavistock Borough	Total	9	3	33.33	1	2							
Voorhees Dist 1	Total	1404	401	28.56	256	129							
Voorhees Dist 2	Total	1297	417	32.15	253	150							
Voorhees Dist 3	Total	1270	372	29.29	231	127							
Voorhees Dist 4	Total	1162	203	17.47	136	52							
Voorhees Dist 5	Total	1312	344	26.22	252	83							
Voorhees Dist 6	Total	1302	355	27.27	192	148							
Voorhees Dist 7	Total	757	234	30.91	133	92							
Voorhees Dist 8	Total	1534	375	24.45	271	97							
Voorhees Dist 9	Total	1353	411	30.38	238	157							
Voorhees Dist 10	Total	987	294	29.79	189	90							
Voorhees Dist 11	Total	1012	312	30.83	166	133							
Voorhees Dist 12	Total	979	266	27.17	150	101							
Voorhees Dist 13	Total	1335	381	28.54	253	100							
Voorhees Dist 14	Total	861	257	29.85	168	78							
Voorhees Dist 15	Total	1232	339	27.52	191	131							
Voorhees Dist 16	Total	833	241	28.93	122	113							
Voorhees Dist 17	Total	760	274	36.05	183	79							
Voorhees Dist 18	Total	1157	222	19.19	168	48							
Voorhees Dist 19	Total	997	253	25.38	151	87							
Voorhees Mail-In Ballot	Total	0	2051	0.00	1363	628	3						
Voorhees Provisional	Total	0	137	0.00	90	37							
Voorhees Emergency Ballots	Total	0	0	0.00									
Voorhees Twp	Total	21544	8139	37.78	5156	2660	3						

**State Senate 6th District**

	Registered	Ballots Cast	Turnout (%)	James BEACH	Robert SHAPIRO	Write-In							
Total - TC-Election Day	151475	44757	29.55	29509	13003	43							
Total - TC-Emergency	151475	0	0.00										
Total - TC-Mail-In Ballot	151475	13164	8.69	9065	3643	24							
Total - TC-Provisional	151475	891	0.59	614	220								
Total - TC-Rejected Ballots	151475	0	0.00										
Contest Total	151475	58812	38.83	39188	16866	67							

**State Senate 8th District**

		Registered	Ballots Cast	Turnout (%)	George B. YOUNGKIN	Dawn Marie ADDIEGO	Write-In							
Berlin Boro Dist 1	Total	889	241	27.11	101	119								
Berlin Boro Dist 2	Total	1283	423	32.97	181	212	1							
Berlin Boro Dist 3	Total	1323	400	30.23	207	169								
Berlin Boro Dist 4	Total	1227	367	29.91	154	180								
Berlin Boro Dist 5	Total	631	193	30.59	106	75								
Berlin Boro Mail-In Ballot	Total	0	468	0.00	234	202	2							
Berlin Boro Provisional	Total	0	23	0.00	9	14								
Berlin Boro Emergency Ballots	Total	0	0	0.00										
<b>Berlin Borough</b>	<b>Total</b>	<b>5353</b>	<b>2115</b>	<b>39.51</b>	<b>992</b>	<b>971</b>	<b>3</b>							
Pine Hill Dist 1	Total	942	268	28.45	200	58								
Pine Hill Dist 2	Total	1160	312	26.90	181	106								
Pine Hill Dist 3	Total	1164	302	25.95	196	88	1							
Pine Hill Dist 4	Total	1239	265	21.39	201	51								
Pine Hill Dist 5	Total	1230	336	27.32	206	95								
Pine Hill Dist 6	Total	893	144	16.13	103	29								
Pine Hill Mail-In Ballot	Total	0	401	0.00	241	149								
Pine Hill Provisional	Total	0	22	0.00	14	7								
Pine Hill Emergency Ballots	Total	0	0	0.00										
<b>Pine Hill Borough</b>	<b>Total</b>	<b>6628</b>	<b>2050</b>	<b>30.93</b>	<b>1342</b>	<b>583</b>	<b>1</b>							
Pine Valley Dist 1	Total	12	0	0.00										
Pine Valley Mail-In Ballot	Total	0	8	0.00	2	6								
Pine Valley Provisional	Total	0	0	0.00										
Pine Valley Emergency Ballots	Total	0	0	0.00										
<b>Pine Valley Borough</b>	<b>Total</b>	<b>12</b>	<b>8</b>	<b>66.67</b>	<b>2</b>	<b>6</b>								
Waterford Dist 1	Total	1020	334	32.75	143	175								
Waterford Dist 2	Total	1220	371	30.41	182	168								
Waterford Dist 3	Total	1055	287	27.20	116	139	1							
Waterford Dist 4	Total	875	327	37.37	115	187								
Waterford Dist 5	Total	1023	245	23.95	127	105								
Waterford Dist 6	Total	1030	332	32.23	104	199								
Waterford Dist 7	Total	1151	354	30.76	129	193								
Waterford Dist 8	Total	306	109	35.62	43	59								
Waterford Mail-In Ballot	Total	0	617	0.00	290	295								
Waterford Provisional	Total	0	38	0.00	22	14								
Waterford Emergency Ballots	Total	0	0	0.00										
<b>Waterford Twp</b>	<b>Total</b>	<b>7680</b>	<b>3014</b>	<b>39.24</b>	<b>1271</b>	<b>1534</b>	<b>1</b>							
<b>Total - TC-Election Day</b>		<b>19673</b>	<b>5610</b>	<b>28.52</b>	<b>2795</b>	<b>2407</b>	<b>3</b>							



**State Senate 8th District**

	Registered	Ballots Cast	Turnout (%)	George B. YOUNGSKIN	Dawn Marie ADDIEGO	Write-In							
Total - TC-Emergency	19673	0	0.00										
Total - TC-Mail-In Ballot	19673	1494	7.59	767	652	2							
Total - TC-Provisional	19673	83	0.42	45	35								
Total - TC-Rejected Ballots	19673	0	0.00										
Contest Total	19673	7187	36.53	3607	3094	5							

**General Assembly 4th District**

		Registered	Ballots Cast	Turnout (%)	Paul D. MORIARTY	Gabriela M. MOSQUERA	Patricia JEFFERSON KLINE	Eduardo J. MALDONADO	William MC CAULEY, JR.	Write-In			
Chesilhurst Dist 1	Total	1122	310	27.63	211	202	61	55	12				
Chesilhurst Mail-In Ballot	Total	0	93	0.00	57	54	19	18	8	2			
Chesilhurst Provisional	Total	0	3	0.00	2	2	1	1					
Chesilhurst Emergency Ballots	Total	0	0	0.00									
Chesilhurst Borough	Total	1122	406	36.19	270	258	81	74	20	2			
Clementon Dist 1	Total	983	261	26.55	150	137	86	84	10				
Clementon Dist 2	Total	977	265	27.12	154	141	83	87	5				
Clementon Dist 3	Total	1186	289	24.37	178	165	94	91	7				
Clementon Mail-In Ballot	Total	0	192	0.00	123	112	57	56	11				
Clementon Provisional	Total	0	11	0.00	5	6	3	3	1				
Clementon Emergency Ballots	Total	0	0	0.00									
Clementon Borough	Total	3146	1018	32.36	610	561	323	321	34				
Gloucester Twp Dist 1	Total	664	203	30.57	103	94	83	81	6	1			
Gloucester Twp Dist 2	Total	717	220	30.68	125	118	77	71	3	2			
Gloucester Twp Dist 3	Total	819	222	27.11	105	96	104	104	4				
Gloucester Twp Dist 4	Total	1065	372	34.93	189	183	147	141	11				
Gloucester Twp Dist 5	Total	1262	343	27.18	221	200	96	93	5				
Gloucester Twp Dist 6	Total	1403	323	23.02	185	180	110	107	10				
Gloucester Twp Dist 7	Total	1058	354	33.46	179	171	139	130	11				
Gloucester Twp Dist 8	Total	1122	311	27.72	219	206	64	68	4				
Gloucester Twp Dist 9	Total	1287	380	29.53	199	193	146	143	7				
Gloucester Twp Dist 10	Total	907	252	27.78	120	119	108	95	6	2			
Gloucester Twp Dist 11	Total	1026	356	34.70	175	171	165	155	6				
Gloucester Twp Dist 12	Total	1181	391	33.11	203	203	150	152	7				
Gloucester Twp Dist 13	Total	1536	305	19.86	194	186	81	81	5				
Gloucester Twp Dist 14	Total	1134	307	27.07	239	219	51	49	5				
Gloucester Twp Dist 15	Total	1256	442	35.19	223	207	193	181	8				
Gloucester Twp Dist 16	Total	1141	400	35.06	199	179	184	181	7				
Gloucester Twp Dist 17	Total	2158	417	19.32	270	264	108	105	13				
Gloucester Twp Dist 18	Total	1416	352	24.86	240	233	84	76	5				
Gloucester Twp Dist 19	Total	1350	454	33.63	269	255	153	154	7				
Gloucester Twp Dist 20	Total	1208	355	29.39	225	215	102	102	8				
Gloucester Twp Dist 21	Total	713	179	25.11	95	91	72	69	2				
Gloucester Twp Dist 22	Total	879	214	24.35	122	116	72	67	3				
Gloucester Twp Dist 23	Total	1209	340	28.12	251	229	57	61	6				
Gloucester Twp Dist 24	Total	1211	328	27.09	195	188	110	107	2				
Gloucester Twp Dist 25	Total	1174	388	33.05	195	190	168	156	4				
Gloucester Twp Dist 26	Total	924	293	31.71	148	140	131	126	1				
Gloucester Twp Dist 27	Total	986	293	29.72	155	152	113	112	4				
Gloucester Twp Dist 28	Total	1207	248	20.55	169	158	63	60	2				
Gloucester Twp Dist 29	Total	1323	408	30.84	258	238	121	112	20				

**General Assembly 4th District**

		Registered	Ballots Cast	Turnout (%)	Paul D. MORIARTY	Gabriela M. MOSQUERA	Patricia JEFFERSON KLINE	Eduardo J. MALDONADO	William MC CAULEY, JR.	Write-In				
Gloucester Twp Dist 30	Total	1331	380	28.55	208	189	149	151	4					
Gloucester Twp Dist 31	Total	884	237	26.81	133	129	87	79	7					
Gloucester Twp Dist 32	Total	1239	352	28.41	217	201	121	116	3					
Gloucester Twp Dist 33	Total	1273	386	30.32	269	262	89	84	5					
Gloucester Twp Dist 34	Total	895	235	26.26	146	143	66	61	3					
Gloucester Twp Dist 35	Total	1436	387	26.95	251	230	97	93	8					
Gloucester Twp Dist 36	Total	968	331	34.19	183	175	124	119	4					
Gloucester Twp Dist 37	Total	515	102	19.81	87	83	9	12						
Gloucester Twp Dist 38	Total	571	148	25.92	107	102	31	33	2					
Gloucester Twp Dist 39	Total	565	144	25.49	80	70	59	59						
Gloucester Twp Dist 40	Total	1113	256	23.00	155	150	83	81	4					
Gloucester Twp Mail-In Ballot	Total	0	3534	0.00	2273	2192	1089	1029	101	1				
Gloucester Twp Provisional	Total	0	191	0.00	115	115	60	57	2					
Gloucester Twp Emergency Ballots	Total	0	0	0.00										
<b>Gloucester Twp</b>	<b>Total</b>	<b>44126</b>	<b>16133</b>	<b>36.56</b>	<b>9694</b>	<b>9235</b>	<b>5316</b>	<b>5113</b>	<b>325</b>	<b>6</b>				
Laurel Springs Dist 1	Total	634	252	39.75	152	145	79	69	7					
Laurel Springs Dist 2	Total	771	319	41.37	172	164	134	123	1					
Laurel Springs Mail-In Ballot	Total	0	98	0.00	56	56	32	32	4					
Laurel Springs Provisional	Total	0	4	0.00	2	3	1							
Laurel Springs Emergency Ballots	Total	0	0	0.00										
<b>Laurel Springs Borough</b>	<b>Total</b>	<b>1405</b>	<b>673</b>	<b>47.90</b>	<b>382</b>	<b>368</b>	<b>246</b>	<b>224</b>	<b>12</b>					
Lindenwold Dist 1	Total	1310	319	24.35	211	208	86	80	4	2				
Lindenwold Dist 2	Total	1147	256	22.32	174	169	72	63	5					
Lindenwold Dist 3	Total	915	266	29.07	172	170	66	62	5					
Lindenwold Dist 4	Total	1409	319	22.64	221	222	71	71	11					
Lindenwold Dist 5	Total	1280	209	16.33	182	179	19	16						
Lindenwold Dist 6	Total	1245	312	25.06	264	262	29	27	1					
Lindenwold Dist 7	Total	787	105	13.34	91	86	6	4						
Lindenwold Dist 8	Total	1329	259	19.49	191	189	38	36	1					
Lindenwold Dist 9	Total	655	203	30.99	145	137	37	33	2	2				
Lindenwold Mail-In Ballot	Total	0	543	0.00	386	378	120	118	14					
Lindenwold Provisional	Total	0	30	0.00	24	25	5	5	1					
Lindenwold Emergency Ballots	Total	0	0	0.00										
<b>Lindenwold Borough</b>	<b>Total</b>	<b>10077</b>	<b>2821</b>	<b>27.99</b>	<b>2061</b>	<b>2025</b>	<b>549</b>	<b>515</b>	<b>44</b>	<b>4</b>				
Winslow W1 D1	Total	1037	380	36.64	164	135	184	184	6	1				
Winslow W1 D2	Total	1184	304	25.68	116	113	170	157	7					
Winslow W1 D3	Total	765	246	32.16	121	103	107	104	3					

**General Assembly 4th District**

		Registered	Ballots Cast	Turnout (%)	Paul D. MORIARTY	Gabriela M. MOSQUERA	Patricia JEFFERSON KLINE	Eduardo J. MALDONADO	William MC CAULEY, JR.	Write-In				
Winslow W1 D4	Total	1355	403	29.74	223	208	144	155	5					
Winslow W1 D5	Total	1272	398	31.29	212	206	152	146	12	1				
Winslow W1 D6	Total	707	206	29.14	146	140	42	43	6					
Winslow Ward 1 Mail-In Ballot	Total	0	609	0.00	307	288	254	252	30					
Winslow Ward 1 Provisional	Total	0	29	0.00	18	16	10	10						
Winslow W1 Emergency Ballots	Total	0	0	0.00										
Winslow Ward 1	Total	6320	2575	40.74	1307	1209	1063	1051	69	2				
Winslow W2 D1	Total	1582	493	31.16	388	380	76	70	3					
Winslow W2 D2	Total	883	266	30.12	143	139	106	99	4					
Winslow W2 D3	Total	1573	465	29.56	279	258	151	147	7					
Winslow W2 D4	Total	1139	382	33.54	239	234	111	104	5					
Winslow W2 D5	Total	891	260	29.18	121	108	123	128	9					
Winslow W2 D6	Total	966	285	29.50	226	224	40	39	2	1				
Winslow Ward 2 Mail-In Ballot	Total	0	498	0.00	325	312	152	136	17					
Winslow Ward 2 Provisional	Total	0	40	0.00	25	25	8	10	1					
Winslow W2 Mail-In Ballot Rejected	Total	0	0	0.00										
Winslow W2 Provisional Rejected	Total	0	0	0.00										
Winslow W2 Emergency Ballots	Total	0	0	0.00										
Winslow Ward 2	Total	7034	2689	38.23	1746	1680	767	733	48	1				
Winslow W3 D1	Total	1284	375	29.21	333	310	17	15	5					
Winslow W3 D2	Total	1455	353	24.26	307	299	19	18	6					
Winslow W3 D3	Total	1174	248	21.12	201	195	20	16	3					
Winslow W3 D4	Total	1155	313	27.10	237	229	44	46	2					
Winslow W3 D5	Total	1319	432	32.75	370	363	34	27	4					
Winslow Ward 3 Mail-In Ballot	Total	0	360	0.00	293	287	50	42	6	1				
Winslow Ward 3 Provisional	Total	0	26	0.00	21	18	4	4	1	1				
Winslow W3 Mail-In Ballot Rejected	Total	0	0	0.00										
Winslow W3 Provisional Rejected	Total	0	0	0.00										
Winslow W3 Emergency Ballots	Total	0	0	0.00										
Winslow W4 D1	Total	777	275	35.39	165	144	92	82	3					
Winslow Ward 3	Total	7164	2382	33.25	1927	1845	280	250	30	2				
Winslow W4 D2	Total	1496	362	24.20	291	282	51	49	5					
Winslow W4 D3	Total	1685	474	28.13	360	355	97	90	4					
Winslow W4 D4	Total	1265	416	32.89	299	285	87	81	11					
Winslow W4 D5	Total	1416	433	30.58	353	331	56	58	4					
Winslow Ward 4 Mail-In Ballot	Total	0	450	0.00	311	292	121	112	16	5				

**General Assembly 4th District**

		Registered	Ballots Cast	Turnout (%)	Paul D. MORIARTY	Gabriela M. MOSQUERA	Patricia JEFFERSON KLINE	Eduardo J. MALDONADO	William MC CAULEY, JR.	Write-In			
Winslow Ward 4 Provisional	Total	0	28	0.00	17	19	8	7					
Winslow W4 Mail-In Ballot Rejected	Total	0	0	0.00									
Winslow W4 Provisional Rejected	Total	0	0	0.00									
Winslow W4 Emergency Ballots	Total	0	0	0.00									
Winslow Ward 4	Total	5862	2163	36.90	1631	1564	420	397	40	5			
Winslow Twp	Total	26380	9809	37.18	6611	6298	2530	2431	187	10			
Total - TC-Election Day		86256	24121	27.96	15268	14545	7051	6786	409	12			
Total - TC-Emergency		86256	0	0.00									
Total - TC-Mail-In Ballot		86256	6377	7.39	4131	3971	1894	1795	207	9			
Total - TC-Provisional		86256	362	0.42	229	229	100	97	6	1			
Total - TC-Rejected Ballots		86256	0	0.00									
Contest Total		86256	30860	35.78	19628	18745	9045	8678	622	22			

**General Assembly 5th District**

		Registered	Ballots Cast	Turnout (%)	Patricia EGAN JONES	Arthur BARCLAY	Kevin EHRET	Teresa L. GORDON	Write-In					
Audubon Boro Dist 1	Total	787	219	27.83	116	103	86	88						
Audubon Boro Dist 2	Total	606	277	45.71	181	161	74	73						
Audubon Boro Dist 3	Total	985	336	34.11	206	193	97	105						
Audubon Boro Dist 4	Total	632	236	37.34	132	126	78	91						
Audubon Boro Dist 5	Total	925	304	32.86	176	164	100	104						
Audubon Boro Dist 6	Total	1071	383	35.76	235	199	120	129						
Audubon Boro Dist 7	Total	682	259	37.98	136	125	104	97						
Audubon Boro Dist 8	Total	855	298	34.85	178	166	92	93						
Audubon Boro Mail-In Ballot	Total	0	476	0.00	300	292	152	157						
Audubon Boro Provisional	Total	0	34	0.00	19	20	11	11						
Audubon Boro Emergency Ballots	Total	0	0	0.00										
<b>Audubon Borough</b>	<b>Total</b>	<b>6543</b>	<b>2822</b>	<b>43.13</b>	<b>1679</b>	<b>1549</b>	<b>914</b>	<b>948</b>						
Audubon Park Dist 1	Total	771	256	33.20	151	133	72	73						
Audubon Park Mail-In Ballot	Total	0	28	0.00	22	19	6	5						
Audubon Park Provisional	Total	0	3	0.00	1	1	1	2						
Audubon Park Emergency Ballots	Total	0	0	0.00										
<b>Audubon Park Borough</b>	<b>Total</b>	<b>771</b>	<b>287</b>	<b>37.22</b>	<b>174</b>	<b>153</b>	<b>79</b>	<b>80</b>						
Barrington Dist 1	Total	1180	400	33.90	251	217	133	144						
Barrington Dist 2	Total	835	236	28.26	142	124	84	89						
Barrington Dist 3	Total	986	304	30.83	188	157	97	115						
Barrington Dist 4	Total	1360	321	23.60	186	167	114	119						
Barrington Dist 5	Total	544	186	34.19	123	108	56	61	1					
Barrington Mail-In Ballot	Total	0	401	0.00	262	243	128	140	2					
Barrington Provisional	Total	0	33	0.00	22	20	10	11						
Barrington Emergency Ballots	Total	0	0	0.00										
<b>Barrington Borough</b>	<b>Total</b>	<b>4905</b>	<b>1881</b>	<b>38.35</b>	<b>1174</b>	<b>1036</b>	<b>622</b>	<b>679</b>	<b>3</b>					
Bellmawr Dist 1	Total	1345	383	28.48	211	189	135	140						
Bellmawr Dist 2	Total	1233	318	25.79	185	167	97	101						
Bellmawr Dist 3	Total	1112	283	25.45	157	138	94	101	1					
Bellmawr Dist 4	Total	986	261	26.47	131	119	90	92						
Bellmawr Dist 5	Total	983	231	23.50	146	139	59	57						
Bellmawr Dist 6	Total	1097	338	30.81	191	177	101	108						
Bellmawr Dist 7	Total	916	239	26.09	141	124	80	80						
Bellmawr Mail-In Ballot	Total	0	540	0.00	367	344	141	146	4					
Bellmawr Provisional	Total	0	24	0.00	17	16	3	6						
Bellmawr Emergency Ballots	Total	0	0	0.00										
<b>Bellmawr Borough</b>	<b>Total</b>	<b>7672</b>	<b>2617</b>	<b>34.11</b>	<b>1546</b>	<b>1413</b>	<b>800</b>	<b>831</b>	<b>5</b>					

**General Assembly 5th District**

		Registered	Ballots Cast	Turnout (%)	Patricia EGAN JONES	Arthur BARCLAY	Kevin EHRET	Teresa L. GORDON	Write-In					
Brooklawn Dist 1	Total	1254	349	27.83	221	202	103	112						
Brooklawn Mail-In Ballot	Total	0	49	0.00	29	27	16	18						
Brooklawn Provisional	Total	0	2	0.00	2	2								
Brooklawn Emergency Ballots	Total	0	0	0.00										
Brooklawn Borough	Total	1254	400	31.90	252	231	119	130						
Camden City W1 D1	Total	585	78	13.33	72	69	1	2						
Camden City W1 D2	Total	1258	242	19.24	200	186	9	14						
Camden City W1 D3	Total	998	142	14.23	123	118	7	7						
Camden City W1 D4	Total	874	132	15.10	113	104	4	8	2					
Camden City W1 D5	Total	1208	165	13.66	141	131	5	8						
Camden City W1 D6	Total	1137	164	14.42	131	123	11	11						
Camden City W1 D7	Total	845	90	10.65	73	71	6	5						
Camden City W1 D8	Total	931	207	22.23	167	166	3	4						
Camden City W1 D9	Total	1615	223	13.81	172	168	7	10						
Camden City W1 D10	Total	811	116	14.30	95	81	8	7						
Camden City Ward 1 Mail-In Ballot	Total	0	349	0.00	315	304	17	22	2					
Camden City Ward 1 Provisional	Total	0	51	0.00	40	39	1	2						
Camden City W1 Emergency Ballots	Total	0	0	0.00										
Camden City Ward 1	Total	10262	1959	19.09	1642	1560	79	100	4					
Camden City W2 D1	Total	677	103	15.21	69	65	8	8						
Camden City W2 D2	Total	894	141	15.77	99	115	10	8						
Camden City W2 D3	Total	982	280	28.51	229	222	8	14						
Camden City W2 D4	Total	747	118	15.80	96	93	9	8						
Camden City W2 D5	Total	810	120	14.81	97	100	5	5						
Camden City W2 D6	Total	1474	230	15.60	197	192	8	7						
Camden City W2 D7	Total	1048	205	19.56	177	172	2	2						
Camden City W2 D8	Total	1512	234	15.48	205	200	5	4						
Camden City W2 D9	Total	1415	179	12.65	149	146	8	10						
Camden City W2 D10	Total	760	103	13.55	78	73	3	4	1					
Camden City W2 D11	Total	708	102	14.41	80	83	1	4						
Camden City Ward 2 Mail-In Ballot	Total	0	368	0.00	315	316	10	11						
Camden City Ward 2 Provisional	Total	0	77	0.00	60	56	3	5						
Camden City W2 Emergency Ballots	Total	0	0	0.00										
Camden City Ward 2	Total	11027	2260	20.50	1851	1833	80	90	1					
Camden City W3 D1	Total	979	116	11.85	97	92	3	3						
Camden City W3 D2	Total	1335	256	19.18	206	195	12	11	1					
Camden City W3 D3	Total	850	138	16.24	119	106	8	10						

**General Assembly 5th District**

		Registered	Ballots Cast	Turnout (%)	Patricia EGAN JONES	Arthur BARCLAY	Kevin EHRET	Teresa L. GORDON	Write-In					
Camden City W3 D4	Total	1027	144	14.02	123	119	4	2						
Camden City W3 D5	Total	877	116	13.23	100	99	1	1						
Camden City W3 D6	Total	1107	203	18.34	171	156	4	8	2					
Camden City W3 D7	Total	1111	165	14.85	137	134	6	8						
Camden City W3 D8	Total	1194	202	16.92	165	163	8	8						
Camden City W3 D9	Total	1355	225	16.61	175	159	5	7						
Camden City Ward 3 Mail-In Ballot	Total	0	320	0.00	275	262	11	14						
Camden City Ward 3 Provisional	Total	0	41	0.00	34	31	3	3						
Camden City W3 Emergency Ballots	Total	0	0	0.00										
Camden City Ward 3	Total	9835	1926	19.58	1602	1516	65	75	3					
Camden City W4 D1	Total	894	155	17.34	130	127	6	7						
Camden City W4 D2	Total	999	123	12.31	102	99	4	3						
Camden City W4 D3	Total	1085	187	17.24	150	136	6	8						
Camden City W4 D4	Total	1177	137	11.64	109	110		1						
Camden City W4 D5	Total	914	116	12.69	97	89	1	1						
Camden City W4 D6	Total	1157	146	12.62	124	109	4	5						
Camden City W4 D7	Total	1124	165	14.68	132	122	4	5						
Camden City W4 D8	Total	1137	163	14.34	127	122	9	9						
Camden City W4 D9	Total	1122	184	16.40	133	127	11	12						
Camden City W4 D10	Total	1024	175	17.09	154	145	8	14						
Camden City Ward 4 Mail-In Ballot	Total	0	260	0.00	225	218	16	17	2					
Camden City Ward 4 Provisional	Total	0	61	0.00	50	49								
Camden City W4 Emergency Ballots	Total	0	0	0.00										
Camden City Ward 4	Total	10633	1872	17.61	1533	1453	69	82	2					
Camden City	Total	41757	8017	19.20	6628	6362	293	347	10					
Gloucester City W1 D1	Total	780	137	17.56	90	82	38	39						
Gloucester City W1 D2	Total	707	203	28.71	132	119	61	66						
Gloucester City W1 D3	Total	659	220	33.38	121	112	73	73						
Gloucester City Ward 1 Mail-In Ballot	Total	0	93	0.00	62	56	31	33						
Gloucester City Ward 1 Provisional	Total	0	13	0.00	10	9	2	2	2					
Gloucester City W1 Emergency Ballots	Total	0	0	0.00										
Gloucester City Ward 1	Total	2146	666	31.03	415	378	205	213	2					
Gloucester City W2 D1	Total	710	149	20.99	87	84	47	48						
Gloucester City W2 D2	Total	835	236	28.26	152	142	61	60	2					
Gloucester City W2 D3	Total	924	268	29.00	152	134	93	86						



**General Assembly 5th District**

		Registered	Ballots Cast	Turnout (%)	Patricia EGAN JONES	Arthur BARCLAY	Kevin EHRET	Teresa L. GORDON	Write-In					
Gloucester City Ward 2 Mail-In Ballot	Total	0	166	0.00	120	112	40	47						
Gloucester City Ward 2 Provisional	Total	0	15	0.00	10	8	4	6						
Gloucester City W2 Emergency Ballots	Total	0	0	0.00										
Gloucester City Ward 2	Total	2469	834	33.78	521	480	245	247	2					
Gloucester City W3 D1	Total	966	202	20.91	135	125	52	52	4					
Gloucester City W3 D2	Total	1018	259	25.44	145	133	100	100						
Gloucester City Ward 3 Mail-In Ballot	Total	0	116	0.00	81	74	35	35						
Gloucester City Ward 3 Provisional	Total	0	6	0.00	6	6								
Gloucester City W3 Emergency Ballots	Total	0	0	0.00										
Gloucester City Ward 3	Total	1984	583	29.39	367	338	187	187	4					
Gloucester City	Total	6599	2083	31.57	1303	1196	637	647	8					
Haddon Heights Dist 1	Total	757	314	41.48	177	150	118	117						
Haddon Heights Dist 2	Total	671	242	36.07	157	139	73	83						
Haddon Heights Dist 3	Total	1070	446	41.68	255	228	165	175	1					
Haddon Heights Dist 4	Total	642	234	36.45	115	100	109	109						
Haddon Heights Dist 5	Total	933	389	41.69	242	223	131	136						
Haddon Heights Dist 6	Total	930	373	40.11	215	200	141	144						
Haddon Heights Dist 7	Total	954	369	38.68	211	195	139	143						
Haddon Heights Mail-In Ballot	Total	0	654	0.00	420	401	214	217						
Haddon Heights Provisional	Total	0	31	0.00	24	23	6	7						
Haddon Heights Emergency Ballots	Total	0	0	0.00										
Haddon Heights Borough	Total	5957	3052	51.23	1816	1659	1096	1131	1					
Lawnside Dist 1	Total	1113	437	39.26	399	368	12	14						
Lawnside Dist 2	Total	1160	391	33.71	351	325	7	9						
Lawnside Mail-In Ballot	Total	0	133	0.00	119	111	3	5						
Lawnside Provisional	Total	0	7	0.00	6	5		1						
Lawnside Emergency Ballots	Total	0	0	0.00										
Lawnside Borough	Total	2273	968	42.59	875	809	22	29						
Magnolia Dist 1	Total	815	239	29.33	173	161	57	54						
Magnolia Dist 2	Total	643	192	29.86	128	120	50	55						
Magnolia Dist 3	Total	774	208	26.87	126	114	64	64						
Magnolia Dist 4	Total	783	259	33.08	165	153	88	82						
Magnolia Mail-In Ballot	Total	0	168	0.00	110	109	51	47						

**General Assembly 5th District**

		Registered	Ballots Cast	Turnout (%)	Patricia EGAN JONES	Arthur BARCLAY	Kevin EHRET	Teresa L. GORDON	Write-In				
Magnolia Provisional	Total	0	16	0.00	10	9	3	3					
Magnolia Emergency Ballots	Total	0	0	0.00									
Magnolia Borough	Total	3015	1082	35.89	712	666	313	305					
Mt Ephraim Dist 1	Total	766	237	30.94	142	132	75	84					
Mt Ephraim Dist 2	Total	873	271	31.04	155	147	94	95					
Mt Ephraim Dist 3	Total	849	232	27.33	112	95	101	114					
Mt Ephraim Dist 4	Total	831	220	26.47	123	105	71	84					
Mt. Ephraim Mail-In Ballot	Total	0	214	0.00	135	121	67	79					
Mt. Ephraim Provisional	Total	0	13	0.00	6	6	7	6					
Mt. Ephraim Emergency Ballots	Total	0	0	0.00									
Mount Ephraim Borough	Total	3319	1187	35.76	673	606	415	462					
Runnemede Dist 1	Total	722	188	26.04	109	98	64	66	2				
Runnemede Dist 2	Total	979	239	24.41	147	139	78	76					
Runnemede Dist 3	Total	715	152	21.26	88	87	53	53	2				
Runnemede Dist 4	Total	880	223	25.34	130	115	76	68					
Runnemede Dist 5	Total	1309	274	20.93	180	165	77	74					
Runnemede Dist 6	Total	1084	300	27.68	166	146	113	113					
Runnemede Mail-In Ballot	Total	0	454	0.00	284	271	151	160					
Runnemede Provisional	Total	0	13	0.00	7	6	2	3					
Runnemede Emergency Ballots	Total	0	0	0.00									
Runnemede Borough	Total	5689	1843	32.40	1111	1027	614	613	4				
Woodlynne Dist 1	Total	902	166	18.40	128	127	23	23					
Woodlynne Dist 2	Total	719	147	20.45	118	109	20	16					
Woodlynne Mail-In Ballot	Total	0	40	0.00	22	24	13	15					
Woodlynne Provisional	Total	0	7	0.00	5	6							
Woodlynne Emergency Ballots	Total	0	0	0.00									
Woodlynne Borough	Total	1621	360	22.21	273	266	56	54					
Total - TC-Election Day		91375	21323	23.34	14424	13357	4822	5020	19				
Total - TC-Emergency		91375	0	0.00									
Total - TC-Mail-In Ballot		91375	4829	5.28	3463	3304	1102	1168	10				
Total - TC-Provisional		91375	447	0.49	329	312	56	68	2				
Total - TC-Rejected Ballots		91375	0	0.00									
Contest Total		91375	26599	29.11	18216	16973	5980	6256	31				

**General Assembly 6th District**

		Registered	Ballots Cast	Turnout (%)	Louis D. GREENWALD	Pamela R. LAMPITT	Winston EXTAVOUR	David C. MOY	Monica SOHLER	Write-In				
Berlin Twp Dist 1	Total	1378	386	28.01	249	234	119	111	5					
Berlin Twp Dist 2	Total	661	193	29.20	111	117	67	64	2					
Berlin Twp Dist 3	Total	621	147	23.67	82	75	56	57	2					
Berlin Twp Dist 4	Total	1191	280	23.51	168	157	79	80	4					
Berlin Twp Mail-In Ballot	Total	0	326	0.00	228	223	80	87	2					
Berlin Twp Provisional	Total	0	16	0.00	11	11	5	5						
Berlin Twp Emergency Ballots	Total	0	0	0.00										
Berlin Township	Total	3851	1348	35.00	849	817	406	404	15					
Cherry Hill Dist 1	Total	1052	387	36.79	251	241	113	113	3	2				
Cherry Hill Dist 2	Total	1181	301	25.49	185	183	90	97	5	1				
Cherry Hill Dist 3	Total	1571	356	22.66	212	210	111	108	2	1				
Cherry Hill Dist 4	Total	1264	317	25.08	181	181	117	114	2					
Cherry Hill Dist 5	Total	1186	346	29.17	242	232	75	74	5					
Cherry Hill Dist 6	Total	945	265	28.04	164	151	82	89	7					
Cherry Hill Dist 7	Total	1077	316	29.34	213	203	82	90	3					
Cherry Hill Dist 8	Total	983	283	28.79	219	201	46	51	3					
Cherry Hill Dist 9	Total	1145	265	23.14	186	177	65	66	4					
Cherry Hill Dist 10	Total	1415	381	26.93	240	234	119	119	4					
Cherry Hill Dist 11	Total	1249	368	29.46	234	223	111	112	6					
Cherry Hill Dist 12	Total	1245	328	26.35	215	213	90	89	3					
Cherry Hill Dist 13	Total	1043	338	32.41	192	184	123	127	2	2				
Cherry Hill Dist 14	Total	851	313	36.78	185	175	109	113	1					
Cherry Hill Dist 15	Total	1307	306	23.41	205	185	86	82	2	1				
Cherry Hill Dist 16	Total	797	225	28.23	159	146	56	56	2					
Cherry Hill Dist 17	Total	1251	357	28.54	257	253	77	78	2					
Cherry Hill Dist 18	Total	895	233	26.03	152	150	64	69	3					
Cherry Hill Dist 19	Total	939	283	30.14	194	189	71	66	4					
Cherry Hill Dist 20	Total	1295	418	32.28	263	244	127	130	9	2				
Cherry Hill Dist 21	Total	1430	347	24.27	207	202	105	105	7					
Cherry Hill Dist 22	Total	1080	346	32.04	218	212	108	112	4	1				
Cherry Hill Dist 23	Total	1390	310	22.30	220	215	75	76	4					
Cherry Hill Dist 24	Total	1208	336	27.81	227	220	87	85	1					
Cherry Hill Dist 25	Total	1050	299	28.48	190	190	83	85	5					
Cherry Hill Dist 26	Total	1455	438	30.10	270	261	121	125	2					
Cherry Hill Dist 27	Total	1079	313	29.01	211	202	87	93	3					
Cherry Hill Dist 28	Total	1334	350	26.24	253	242	77	82	3					
Cherry Hill Dist 29	Total	1403	415	29.58	276	261	118	121	3					
Cherry Hill Dist 30	Total	727	238	32.74	184	179	47	48	4					
Cherry Hill Dist 31	Total	1306	336	25.73	249	234	63	61	5					
Cherry Hill Dist 32	Total	745	165	22.15	116	109	37	38	1	1				
Cherry Hill Dist 33	Total	1266	386	30.49	254	249	113	113	4	1				
Cherry Hill Dist 34	Total	1290	372	28.84	229	215	125	127						
Cherry Hill Dist 35	Total	1288	419	32.53	242	235	149	151	5					
Cherry Hill Dist 36	Total	1185	263	22.19	191	168	62	71	2					
Cherry Hill Dist 37	Total	1053	308	29.25	221	208	71	74	2	1				

**General Assembly 6th District**

		Registered	Ballots Cast	Turnout (%)	Louis D. GREENWALD	Pamela R. LAMPITT	Winston EXTAVOUR	David C. MOY	Monica SOHLER	Write-In				
Cherry Hill Dist 38	Total	847	260	30.70	208	201	37	38	2					
Cherry Hill Dist 39	Total	1199	365	30.44	248	245	94	97						
Cherry Hill Dist 40	Total	845	258	30.53	176	171	69	68	3					
Cherry Hill Dist 41	Total	895	208	23.24	119	119	68	68	2					
Cherry Hill Dist 42	Total	709	229	32.30	147	141	66	72	2					
Cherry Hill Dist 43	Total	1046	311	29.73	202	187	96	102	3					
Cherry Hill Dist 44	Total	1383	340	24.58	235	229	84	85		1				
Cherry Hill Dist 45	Total	1686	408	24.20	281	267	105	110	3					
Cherry Hill Dist 46	Total	1086	244	22.47	129	118	91	90	2					
Cherry Hill Dist 47	Total	990	249	25.15	176	171	55	55	2					
Cherry Hill Dist 48	Total	595	127	21.34	93	88	20	27						
Cherry Hill Mail-In Ballot	Total	0	5697	0.00	4033	3931	1396	1504	72	13				
Cherry Hill Provisional	Total	0	344	0.00	231	228	93	93	4					
Cherry Hill Emergency Ballots	Total	0	0	0.00										
Cherry Hill Twp	Total	54261	21067	38.83	14185	13673	5616	5819	222	27				
Collingswood Dist 1	Total	744	318	42.74	232	229	63	63	4					
Collingswood Dist 2	Total	1039	438	42.16	334	327	75	79	8	3				
Collingswood Dist 3	Total	565	180	31.86	134	125	29	28	3					
Collingswood Dist 4	Total	902	313	34.70	227	219	66	65	7					
Collingswood Dist 5	Total	1032	209	20.25	167	151	25	23	3					
Collingswood Dist 6	Total	727	297	40.85	204	195	72	76	5					
Collingswood Dist 7	Total	987	360	36.47	265	265	72	78	8					
Collingswood Dist 8	Total	844	299	35.43	242	232	44	52	2	2				
Collingswood Dist 9	Total	1313	414	31.53	320	310	69	75	4					
Collingswood Dist 10	Total	834	302	36.21	206	203	73	70	5					
Collingswood Dist 11	Total	894	321	35.91	236	237	60	60	10					
Collingswood Dist 12	Total	644	255	39.60	195	190	49	52	2					
Collingswood Mail-In Ballot	Total	0	770	0.00	602	598	120	126	12	2				
Collingswood Provisional	Total	0	68	0.00	58	59	7	8						
Collingswood Emergency Ballots	Total	0	0	0.00										
Collingswood Borough	Total	10525	4544	43.17	3422	3340	824	855	73	7				
Gibbsboro Dist 1	Total	943	302	32.03	183	174	93	97	3	1				
Gibbsboro Dist 2	Total	785	242	30.83	132	131	80	77	3					
Gibbsboro Mail-In Ballot	Total	0	139	0.00	84	79	43	49	3					
Gibbsboro Provisional	Total	0	6	0.00	4	3	2	2						
Gibbsboro Emergency Ballots	Total	0	0	0.00										
Gibbsboro Borough	Total	1728	689	39.87	403	387	218	225	9	1				
Haddon Twp Dist 1	Total	796	280	35.18	184	175	86	85	2					
Haddon Twp Dist 2	Total	699	235	33.62	171	174	46	44	1	1				

**General Assembly 6th District**

		Registered	Ballots Cast	Turnout (%)	Louis D. GREENWALD	Pamela R. LAMPITT	Winston EXTAVOUR	David C. MOY	Monica SOHLER	Write-In				
Haddon Twp Dist 3	Total	1081	457	42.28	273	254	141	136	10	1				
Haddon Twp Dist 4	Total	676	244	36.09	160	149	67	70	2					
Haddon Twp Dist 5	Total	486	164	33.74	103	99	38	41	5					
Haddon Twp Dist 6	Total	686	216	31.49	109	112	72	72	4					
Haddon Twp Dist 7	Total	636	291	45.75	186	188	78	78	1	4				
Haddon Twp Dist 8	Total	929	267	28.74	172	172	70	69	4	3				
Haddon Twp Dist 9	Total	599	228	38.06	159	148	53	59	2					
Haddon Twp Dist 10	Total	675	233	34.52	146	140	72	76	2					
Haddon Twp Dist 11	Total	887	353	39.80	240	228	93	96	7	1				
Haddon Twp Dist 12	Total	1320	553	41.89	333	322	153	161	6					
Haddon Twp Dist 13	Total	682	236	34.60	148	142	62	62	4					
Haddon Twp Dist 14	Total	673	260	38.63	163	161	71	71	3					
Haddon Twp Dist 15	Total	679	259	38.14	177	169	52	55	1					
Haddon Twp Mail-In Ballot	Total	0	878	0.00	594	598	228	245	11	2				
Haddon Twp Provisional	Total	0	69	0.00	47	43	16	18						
Haddon Twp Emergency Ballots	Total	0	0	0.00										
<b>Haddon Twp</b>	<b>Total</b>	<b>11504</b>	<b>5223</b>	<b>45.40</b>	<b>3365</b>	<b>3274</b>	<b>1398</b>	<b>1438</b>	<b>65</b>	<b>12</b>				
Haddonfield Dist 1	Total	1166	389	33.36	244	230	127	128	2					
Haddonfield Dist 2	Total	1316	424	32.22	281	253	124	122	5					
Haddonfield Dist 3	Total	943	348	36.90	246	235	80	77	4	2				
Haddonfield Dist 4	Total	762	247	32.41	117	109	111	111	2					
Haddonfield Dist 5	Total	662	229	34.59	98	93	107	109						
Haddonfield Dist 6	Total	969	398	41.07	231	226	131	126	3					
Haddonfield Dist 7	Total	938	336	35.82	210	206	103	95	2					
Haddonfield Dist 8	Total	1000	395	39.50	257	244	106	108	4					
Haddonfield Dist 9	Total	1099	430	39.13	274	266	124	122	13	2				
Haddonfield Dist 10	Total	791	259	32.74	148	140	90	88	1					
Haddonfield Mail-In Ballot	Total	0	1035	0.00	672	661	314	325	8	2				
Haddonfield Provisional	Total	0	101	0.00	63	62	32	33	1					
Haddonfield Emergency Ballots	Total	0	0	0.00										
<b>Haddonfield Borough</b>	<b>Total</b>	<b>9646</b>	<b>4591</b>	<b>47.59</b>	<b>2841</b>	<b>2725</b>	<b>1449</b>	<b>1444</b>	<b>45</b>	<b>6</b>				
Hi-Nella Dist 1	Total	603	137	22.72	86	89	40	32	2					
Hi Nella Mail-In Ballot	Total	0	27	0.00	16	16	10	9	1					
Hi Nella Provisional	Total	0	0	0.00										
Hi Nella Emergency Ballots	Total	0	0	0.00										
<b>Hi-Nella Borough</b>	<b>Total</b>	<b>603</b>	<b>164</b>	<b>27.20</b>	<b>102</b>	<b>105</b>	<b>50</b>	<b>41</b>	<b>3</b>					
Merchantville Dist 1	Total	1175	375	31.91	207	205	118	120	35	1				
Merchantville Dist 2	Total	726	251	34.57	158	146	72	74	8					
Merchantville Dist 3	Total	776	185	23.84	119	112	48	43	11	1				

**General Assembly 6th District**

		Registered	Ballots Cast	Turnout (%)	Louis D. GREENWALD	Pamela R. LAMPITT	Winston EXTAVOUR	David C. MOY	Monica SOHLER	Write-In			
Merchantville Mail-In Ballot	Total	0	182	0.00	132	129	39	40	8				
Merchantville Provisional	Total	0	17	0.00	13	12	1	1					
Merchantville Emergency Ballots	Total	0	0	0.00									
Merchantville Borough	Total	2677	1010	37.73	629	604	278	278	62	2			
Oaklyn Dist 1	Total	654	247	37.77	155	151	72	74	6				
Oaklyn Dist 2	Total	817	223	27.29	149	143	58	61	3				
Oaklyn Dist 3	Total	744	219	29.44	137	128	58	61	4	2			
Oaklyn Dist 4	Total	706	278	39.38	180	170	73	86	8				
Oaklyn Mail-In Ballot	Total	0	163	0.00	112	107	41	44	3				
Oaklyn Provisional	Total	0	14	0.00	11	11	1	1					
Oaklyn Emergency Ballots	Total	0	0	0.00									
Oaklyn Borough	Total	2921	1144	39.16	744	710	303	327	24	2			
Pennsauken Dist 1	Total	1086	248	22.84	203	198	20	21	2				
Pennsauken Dist 2	Total	1564	391	25.00	344	321	19	18	6				
Pennsauken Dist 3	Total	1037	319	30.76	209	204	74	73	4				
Pennsauken Dist 4	Total	1416	322	22.74	245	224	44	44	4				
Pennsauken Dist 5	Total	767	261	34.03	159	151	67	71	9				
Pennsauken Dist 6	Total	1062	341	32.11	207	198	95	92	9	1			
Pennsauken Dist 7	Total	1317	306	23.23	224	204	50	49	6				
Pennsauken Dist 8	Total	913	253	27.71	184	171	49	53	4				
Pennsauken Dist 9	Total	950	177	18.63	119	115	33	41	8	1			
Pennsauken Dist 10	Total	887	286	32.24	208	185	56	61	4				
Pennsauken Dist 11	Total	977	318	32.55	205	192	78	85	13	1			
Pennsauken Dist 12	Total	835	211	25.27	176	169	14	16	2	1			
Pennsauken Dist 13	Total	957	301	31.45	206	198	67	70	10				
Pennsauken Dist 14	Total	1050	299	28.48	248	236	27	28	4				
Pennsauken Dist 15	Total	1208	255	21.11	200	193	26	23					
Pennsauken Dist 16	Total	775	170	21.94	139	129	12	9	2				
Pennsauken Dist 17	Total	1232	315	25.57	219	206	65	68	4	2			
Pennsauken Dist 18	Total	1287	397	30.85	264	249	90	88	9	1			
Pennsauken Dist 19	Total	640	170	26.56	119	114	25	27	2				
Pennsauken Dist 20	Total	811	221	27.25	201	185	7	9	2				
Pennsauken Dist 21	Total	721	192	26.63	129	125	37	39	4				
Pennsauken Dist 22	Total	812	273	33.62	194	179	50	53	10				
Pennsauken Dist 23	Total	812	231	28.45	153	144	48	51	4				
Pennsauken Dist 24	Total	627	121	19.30	106	100	5	5					
Pennsauken Mail-In Ballot	Total	0	1277	0.00	931	928	248	267	38				
Pennsauken Provisional	Total	0	91	0.00	66	66	8	11	1				
Pennsauken Emergency Ballots	Total	0	0	0.00									
Pennsauken Twp	Total	23743	7746	32.62	5658	5384	1314	1372	161	7			

**General Assembly 6th District**

		Registered	Ballots Cast	Turnout (%)	Louis D. GREENWALD	Pamela R. LAMPITT	Winston EXTAVOUR	David C. MOY	Monica SOHLER	Write-In				
Somerdale Dist 1	Total	1420	386	27.18	255	250	101	99	3	1				
Somerdale Dist 2	Total	760	196	25.79	145	134	41	37	6					
Somerdale Dist 3	Total	762	255	33.46	191	184	40	41	1					
Somerdale Dist 4	Total	817	242	29.62	171	159	51	54	2					
Somerdale Mail-In Ballot	Total	0	233	0.00	172	170	41	49	6					
Somerdale Provisional	Total	0	12	0.00	11	10	1	1						
Somerdale Emergency Ballots	Total	0	0	0.00										
<b>Somerdale Borough</b>	<b>Total</b>	<b>3759</b>	<b>1324</b>	<b>35.22</b>	<b>945</b>	<b>907</b>	<b>275</b>	<b>281</b>	<b>18</b>	<b>1</b>				
Stratford Dist 1	Total	570	208	36.49	113	104	71	70	3					
Stratford Dist 2	Total	885	265	29.94	157	155	85	88	7					
Stratford Dist 3	Total	805	226	28.07	130	129	74	79	4					
Stratford Dist 4	Total	1017	312	30.68	162	152	118	118	4					
Stratford Dist 5	Total	612	131	21.41	90	85	32	30	3					
Stratford Dist 6	Total	815	279	34.23	171	161	81	89	2					
Stratford Mail-In Ballot	Total	0	383	0.00	258	245	111	124	4	2				
Stratford Provisional	Total	0	16	0.00	10	10	3	4						
Stratford Emergency Ballots	Total	0	0	0.00										
<b>Stratford Borough</b>	<b>Total</b>	<b>4704</b>	<b>1820</b>	<b>38.69</b>	<b>1091</b>	<b>1041</b>	<b>575</b>	<b>602</b>	<b>27</b>	<b>2</b>				
Tavistock Dist 1	Total	9	0	0.00										
Tavistock Mail-In Ballot	Total	0	3	0.00	1		2	3						
Tavistock Provisional	Total	0	0	0.00										
Tavistock Emergency Ballots	Total	0	0	0.00										
<b>Tavistock Borough</b>	<b>Total</b>	<b>9</b>	<b>3</b>	<b>33.33</b>	<b>1</b>		<b>2</b>	<b>3</b>						
Voorhees Dist 1	Total	1404	401	28.56	245	247	129	124	3					
Voorhees Dist 2	Total	1297	417	32.15	257	248	134	144	2					
Voorhees Dist 3	Total	1270	372	29.29	236	231	112	112	2					
Voorhees Dist 4	Total	1162	203	17.47	138	131	45	45	3					
Voorhees Dist 5	Total	1312	344	26.22	264	251	65	66	3					
Voorhees Dist 6	Total	1302	355	27.27	206	199	134	131						
Voorhees Dist 7	Total	757	234	30.91	145	141	74	75	1					
Voorhees Dist 8	Total	1534	375	24.45	279	271	82	86	1					
Voorhees Dist 9	Total	1353	411	30.38	250	237	139	144	3					
Voorhees Dist 10	Total	987	294	29.79	193	187	84	86						
Voorhees Dist 11	Total	1012	312	30.83	169	166	126	125	1					
Voorhees Dist 12	Total	979	266	27.17	150	149	89	95	4					
Voorhees Dist 13	Total	1335	381	28.54	263	248	88	93	3					
Voorhees Dist 14	Total	861	257	29.85	170	171	68	75	2					
Voorhees Dist 15	Total	1232	339	27.52	215	208	112	109	2					
Voorhees Dist 16	Total	833	241	28.93	142	127	98	99						

**General Assembly 6th District**

		Registered	Ballots Cast	Turnout (%)	Louis D. GREENWALD	Pamela R. LAMPITT	Winston EXTAVOUR	David C. MOY	Monica SOHLER	Write-In				
Voorhees Dist 17	Total	760	274	36.05	185	184	75	76	2					
Voorhees Dist 18	Total	1157	222	19.19	178	173	32	35	6					
Voorhees Dist 19	Total	997	253	25.38	161	148	72	73	1					
Voorhees Mail-In Ballot	Total	0	2051	0.00	1395	1353	584	606	21	1				
Voorhees Provisional	Total	0	137	0.00	97	92	28	32	2					
Voorhees Emergency Ballots	Total	0	0	0.00										
Voorhees Twp	Total	21544	8139	37.78	5338	5162	2370	2431	62	1				
Total - TC-Election Day		151475	44757	29.55	29721	28484	11624	11833	589	46				
Total - TC-Emergency		151475	0	0.00										
Total - TC-Mail-In Ballot		151475	13164	8.69	9230	9038	3257	3478	189	22				
Total - TC-Provisional		151475	891	0.59	622	607	197	209	8					
Total - TC-Rejected Ballots		151475	0	0.00										
Contest Total		151475	58812	38.83	39573	38129	15078	15520	786	68				



**General Assembly 8th District**

		Registered	Ballots Cast	Turnout (%)	Joanne SCHWARTZ	Mayann MERLINO	Ryan PETERS	Joe HOWARTH	Ryan T. CALHOUN	Write-In			
Berlin Boro Dist 1	Total	889	241	27.11	103	108	106	102	10				
Berlin Boro Dist 2	Total	1283	423	32.97	178	171	203	192	9	1			
Berlin Boro Dist 3	Total	1323	400	30.23	199	201	160	153	7				
Berlin Boro Dist 4	Total	1227	367	29.91	146	155	169	170	8				
Berlin Boro Dist 5	Total	631	193	30.59	108	101	72	69	5				
Berlin Boro Mail-In Ballot	Total	0	468	0.00	228	230	189	183	13	5			
Berlin Boro Provisional	Total	0	23	0.00	6	5	15	14	2				
Berlin Boro Emergency Ballots	Total	0	0	0.00									
<b>Berlin Borough</b>	<b>Total</b>	<b>5353</b>	<b>2115</b>	<b>39.51</b>	<b>968</b>	<b>971</b>	<b>914</b>	<b>883</b>	<b>54</b>	<b>6</b>			
Pine Hill Dist 1	Total	942	268	28.45	199	187	62	57	3				
Pine Hill Dist 2	Total	1160	312	26.90	188	183	93	91	7				
Pine Hill Dist 3	Total	1164	302	25.95	191	191	84	80	4	2			
Pine Hill Dist 4	Total	1239	265	21.39	198	192	50	45	4				
Pine Hill Dist 5	Total	1230	336	27.32	212	203	89	77	11				
Pine Hill Dist 6	Total	893	144	16.13	100	90	27	27	1				
Pine Hill Mail-In Ballot	Total	0	401	0.00	248	245	136	128	10				
Pine Hill Provisional	Total	0	22	0.00	16	15	4	6					
Pine Hill Emergency Ballots	Total	0	0	0.00									
<b>Pine Hill Borough</b>	<b>Total</b>	<b>6628</b>	<b>2050</b>	<b>30.93</b>	<b>1352</b>	<b>1306</b>	<b>545</b>	<b>511</b>	<b>40</b>	<b>2</b>			
Pine Valley Dist 1	Total	12	0	0.00									
Pine Valley Mail-In Ballot	Total	0	8	0.00	2	2	6	5	1				
Pine Valley Provisional	Total	0	0	0.00									
Pine Valley Emergency Ballots	Total	0	0	0.00									
<b>Pine Valley Borough</b>	<b>Total</b>	<b>12</b>	<b>8</b>	<b>66.67</b>	<b>2</b>	<b>2</b>	<b>6</b>	<b>5</b>	<b>1</b>				
Waterford Dist 1	Total	1020	334	32.75	125	134	169	161	15				
Waterford Dist 2	Total	1220	371	30.41	184	191	166	147	8				
Waterford Dist 3	Total	1055	287	27.20	105	104	138	127	8	1			
Waterford Dist 4	Total	875	327	37.37	107	103	190	186	8				
Waterford Dist 5	Total	1023	245	23.95	119	121	103	102	4				
Waterford Dist 6	Total	1030	332	32.23	100	112	177	176	16				
Waterford Dist 7	Total	1151	354	30.76	118	135	186	188	12	1			
Waterford Dist 8	Total	306	109	35.62	41	45	55	54	4				
Waterford Mail-In Ballot	Total	0	617	0.00	289	309	272	265	23				
Waterford Provisional	Total	0	38	0.00	20	21	14	14	2				
Waterford Emergency Ballots	Total	0	0	0.00									
<b>Waterford Twp</b>	<b>Total</b>	<b>7680</b>	<b>3014</b>	<b>39.24</b>	<b>1208</b>	<b>1275</b>	<b>1470</b>	<b>1420</b>	<b>100</b>	<b>2</b>			
<b>Total - TC-Election Day</b>		<b>19673</b>	<b>5610</b>	<b>28.52</b>	<b>2721</b>	<b>2727</b>	<b>2299</b>	<b>2204</b>	<b>144</b>	<b>5</b>			
<b>Total - TC-Emergency</b>		<b>19673</b>	<b>0</b>	<b>0.00</b>									

**General Assembly 8th District**

	Registered	Ballots Cast	Turnout (%)	Joanne SCHWARTZ	Manyann MERLINO	Ryan PETERS	Joe HOWARTH	Ryan T. CALHOUN	Write-In				
Total - TC-Mail-In Ballot	19673	1494	7.59	767	786	603	581	47	5				
Total - TC-Provisional	19673	83	0.42	42	41	33	34	4					
Total - TC-Rejected Ballots	19673	0	0.00										
Contest Total	19673	7187	36.53	3530	3554	2935	2819	195	10				

**Board of Chosen Freeholders**

		Registered	Ballots Cast	Turnout (%)	Louis CAPPELLI, JR.	Jonathan L. YOUNG, SR.	Keith CYBULSKI	Nicole A. NANCE	Write-In					
Audubon Boro Dist 1	Total	787	219	27.83	118	101	85	90						
Audubon Boro Dist 2	Total	606	277	45.71	176	158	75	80						
Audubon Boro Dist 3	Total	985	336	34.11	205	189	98	106						
Audubon Boro Dist 4	Total	632	236	37.34	131	115	83	87						
Audubon Boro Dist 5	Total	925	304	32.86	170	157	102	108						
Audubon Boro Dist 6	Total	1071	383	35.76	225	208	116	133						
Audubon Boro Dist 7	Total	682	259	37.98	136	129	98	98						
Audubon Boro Dist 8	Total	855	298	34.85	180	160	89	100	1					
Audubon Boro Mail-In Ballot	Total	0	476	0.00	311	288	151	157						
Audubon Boro Provisional	Total	0	34	0.00	18	18	13	13						
Audubon Boro Emergency Ballots	Total	0	0	0.00										
<b>Audubon Borough</b>	<b>Total</b>	<b>6543</b>	<b>2822</b>	<b>43.13</b>	<b>1670</b>	<b>1523</b>	<b>910</b>	<b>972</b>	<b>1</b>					
Audubon Park Dist 1	Total	771	256	33.20	151	136	69	67						
Audubon Park Mail-In Ballot	Total	0	28	0.00	24	22	4	5						
Audubon Park Provisional	Total	0	3	0.00	2	1	1	1						
Audubon Park Emergency Ballots	Total	0	0	0.00										
<b>Audubon Park Borough</b>	<b>Total</b>	<b>771</b>	<b>287</b>	<b>37.22</b>	<b>177</b>	<b>159</b>	<b>74</b>	<b>73</b>						
Barrington Dist 1	Total	1180	400	33.90	217	203	148	159						
Barrington Dist 2	Total	835	236	28.26	135	126	88	88						
Barrington Dist 3	Total	986	304	30.83	163	161	109	109						
Barrington Dist 4	Total	1360	321	23.60	178	166	117	115	1					
Barrington Dist 5	Total	544	186	34.19	114	110	58	65	1					
Barrington Mail-In Ballot	Total	0	401	0.00	252	245	141	140						
Barrington Provisional	Total	0	33	0.00	21	22	10	9						
Barrington Emergency Ballots	Total	0	0	0.00										
<b>Barrington Borough</b>	<b>Total</b>	<b>4905</b>	<b>1881</b>	<b>38.35</b>	<b>1080</b>	<b>1033</b>	<b>671</b>	<b>685</b>	<b>2</b>					
Bellmawr Dist 1	Total	1345	383	28.48	196	184	146	147						
Bellmawr Dist 2	Total	1233	318	25.79	179	165	96	98						
Bellmawr Dist 3	Total	1112	283	25.45	158	143	88	98	2					
Bellmawr Dist 4	Total	986	261	26.47	139	130	89	85						
Bellmawr Dist 5	Total	983	231	23.50	149	133	58	65						
Bellmawr Dist 6	Total	1097	338	30.81	196	181	97	104						
Bellmawr Dist 7	Total	916	239	26.09	135	129	79	81						
Bellmawr Mail-In Ballot	Total	0	540	0.00	353	347	141	151	4					
Bellmawr Provisional	Total	0	24	0.00	16	15	4	5						
Bellmawr Emergency Ballots	Total	0	0	0.00										
<b>Bellmawr Borough</b>	<b>Total</b>	<b>7672</b>	<b>2617</b>	<b>34.11</b>	<b>1521</b>	<b>1427</b>	<b>798</b>	<b>834</b>	<b>6</b>					

**Board of Chosen Freeholders**

		Registered	Ballots Cast	Turnout (%)	Louis CAPPELLI, JR.	Jonathan L. YOUNG, SR.	Keith CYBULSKI	Nicole A. NANCE	Write-In					
Berlin Boro Dist 1	Total	889	241	27.11	104	98	110	110						
Berlin Boro Dist 2	Total	1283	423	32.97	187	166	183	197	1					
Berlin Boro Dist 3	Total	1323	400	30.23	208	197	151	153						
Berlin Boro Dist 4	Total	1227	367	29.91	157	138	173	178						
Berlin Boro Dist 5	Total	631	193	30.59	108	93	73	70						
Berlin Boro Mail-In Ballot	Total	0	468	0.00	241	231	191	195	1					
Berlin Boro Provisional	Total	0	23	0.00	8	9	12	13						
Berlin Boro Emergency Ballots	Total	0	0	0.00										
<b>Berlin Borough</b>	<b>Total</b>	<b>5353</b>	<b>2115</b>	<b>39.51</b>	<b>1013</b>	<b>932</b>	<b>893</b>	<b>916</b>	<b>2</b>					
Berlin Twp Dist 1	Total	1378	386	28.01	240	226	114	118						
Berlin Twp Dist 2	Total	661	193	29.20	114	112	67	66						
Berlin Twp Dist 3	Total	621	147	23.67	81	70	56	63						
Berlin Twp Dist 4	Total	1191	280	23.51	151	149	92	97						
Berlin Twp Mail-In Ballot	Total	0	326	0.00	219	210	97	100						
Berlin Twp Provisional	Total	0	16	0.00	11	11	5	4						
Berlin Twp Emergency Ballots	Total	0	0	0.00										
<b>Berlin Township</b>	<b>Total</b>	<b>3851</b>	<b>1348</b>	<b>35.00</b>	<b>816</b>	<b>778</b>	<b>431</b>	<b>448</b>						
Brooklawn Dist 1	Total	1254	349	27.83	217	210	106	109						
Brooklawn Mail-In Ballot	Total	0	49	0.00	33	27	13	18						
Brooklawn Provisional	Total	0	2	0.00	2	2								
Brooklawn Emergency Ballots	Total	0	0	0.00										
<b>Brooklawn Borough</b>	<b>Total</b>	<b>1254</b>	<b>400</b>	<b>31.90</b>	<b>252</b>	<b>239</b>	<b>119</b>	<b>127</b>						
Camden City W1 D1	Total	585	78	13.33	67	65	1	2						
Camden City W1 D2	Total	1258	242	19.24	186	180	15	12						
Camden City W1 D3	Total	998	142	14.23	116	110	8	10						
Camden City W1 D4	Total	874	132	15.10	101	106	6	10						
Camden City W1 D5	Total	1208	165	13.66	140	133	5	7						
Camden City W1 D6	Total	1137	164	14.42	128	121	9	11						
Camden City W1 D7	Total	845	90	10.65	72	70	4	6						
Camden City W1 D8	Total	931	207	22.23	163	160	3	8						
Camden City W1 D9	Total	1615	223	13.81	174	164	5	10						
Camden City W1 D10	Total	811	116	14.30	85	81	10	9						
Camden City Ward 1 Mail-In Ballot	Total	0	349	0.00	308	298	20	27	2					
Camden City Ward 1 Provisional	Total	0	51	0.00	38	40	2	1						
Camden City W1 Emergency Ballots	Total	0	0	0.00										

**Board of Chosen Freeholders**

		Registered	Ballots Cast	Turnout (%)	Louis CAPPELLI, JR.	Jonathan L. YOUNG, SR.	Keith CYBULSKI	Nicole A. NANCE	Write-In					
Camden City Ward 1	Total	10262	1959	19.09	1578	1528	88	113	2					
Camden City W2 D1	Total	677	103	15.21	65	63	7	8						
Camden City W2 D2	Total	894	141	15.77	101	105	9	12						
Camden City W2 D3	Total	982	280	28.51	210	206	12	14						
Camden City W2 D4	Total	747	118	15.80	87	90	8	9						
Camden City W2 D5	Total	810	120	14.81	100	90	4	5						
Camden City W2 D6	Total	1474	230	15.60	192	193	8	9						
Camden City W2 D7	Total	1048	205	19.56	169	170	2	2						
Camden City W2 D8	Total	1512	234	15.48	195	192	3	7						
Camden City W2 D9	Total	1415	179	12.65	141	139	8	8						
Camden City W2 D10	Total	760	103	13.55	78	73	3	6						
Camden City W2 D11	Total	708	102	14.41	81	82	2	2						
Camden City Ward 2 Mail-In Ballot	Total	0	368	0.00	311	314	13	16						
Camden City Ward 2 Provisional	Total	0	77	0.00	57	58	3	4						
Camden City W2 Emergency Ballots	Total	0	0	0.00										
Camden City Ward 2	Total	11027	2260	20.50	1787	1775	82	102						
Camden City W3 D1	Total	979	116	11.85	98	93	2	2						
Camden City W3 D2	Total	1335	256	19.18	204	199	8	8						
Camden City W3 D3	Total	850	138	16.24	110	104	5	6						
Camden City W3 D4	Total	1027	144	14.02	119	121	2	2						
Camden City W3 D5	Total	877	116	13.23	100	99	1	1						
Camden City W3 D6	Total	1107	203	18.34	158	155	7	8	2					
Camden City W3 D7	Total	1111	165	14.85	133	131	6	6						
Camden City W3 D8	Total	1194	202	16.92	162	158	10	8						
Camden City W3 D9	Total	1355	225	16.61	163	154	2	8						
Camden City Ward 3 Mail-In Ballot	Total	0	320	0.00	269	266	12	14						
Camden City Ward 3 Provisional	Total	0	41	0.00	32	31	2	2						
Camden City W3 Emergency Ballots	Total	0	0	0.00										
Camden City Ward 3	Total	9835	1926	19.58	1548	1511	57	65	2					
Camden City W4 D1	Total	894	155	17.34	129	128	6	7						
Camden City W4 D2	Total	999	123	12.31	95	96	3	3						
Camden City W4 D3	Total	1085	187	17.24	138	132	6	8						
Camden City W4 D4	Total	1177	137	11.64	105	102								
Camden City W4 D5	Total	914	116	12.69	93	88	1	2						
Camden City W4 D6	Total	1157	146	12.62	114	101	3	6						
Camden City W4 D7	Total	1124	165	14.68	125	121	5	7						
Camden City W4 D8	Total	1137	163	14.34	121	124	11	13						
Camden City W4 D9	Total	1122	184	16.40	129	117	9	12						
Camden City W4 D10	Total	1024	175	17.09	143	139	9	16	1					

**Board of Chosen Freeholders**

		Registered	Ballots Cast	Turnout (%)	Louis CAPPELLI, JR.	Jonathan L. YOUNG, SR.	Keith CYBULSKI	Nicole A. NANCE	Write-In					
Camden City Ward 4 Mail-In Ballot	Total	0	260	0.00	222	217	19	18	2					
Camden City Ward 4 Provisional	Total	0	61	0.00	49	50								
Camden City W4 Emergency Ballots	Total	0	0	0.00										
Camden City Ward 4	Total	10633	1872	17.61	1463	1415	72	92	3					
Camden City	Total	41757	8017	19.20	6376	6229	299	372	7					
Cherry Hill Dist 1	Total	1052	387	36.79	238	224	122	125						
Cherry Hill Dist 2	Total	1181	301	25.49	186	173	91	99						
Cherry Hill Dist 3	Total	1571	356	22.66	201	194	117	122						
Cherry Hill Dist 4	Total	1264	317	25.08	183	166	114	122	2					
Cherry Hill Dist 5	Total	1186	346	29.17	241	215	80	77	4					
Cherry Hill Dist 6	Total	945	265	28.04	154	151	90	90						
Cherry Hill Dist 7	Total	1077	316	29.34	212	198	79	91						
Cherry Hill Dist 8	Total	983	283	28.79	210	190	56	54						
Cherry Hill Dist 9	Total	1145	265	23.14	171	163	71	71						
Cherry Hill Dist 10	Total	1415	381	26.93	228	218	123	131						
Cherry Hill Dist 11	Total	1249	368	29.46	219	213	118	121						
Cherry Hill Dist 12	Total	1245	328	26.35	209	201	94	98						
Cherry Hill Dist 13	Total	1043	338	32.41	174	163	138	137						
Cherry Hill Dist 14	Total	851	313	36.78	172	164	115	121						
Cherry Hill Dist 15	Total	1307	306	23.41	198	187	83	86	1					
Cherry Hill Dist 16	Total	797	225	28.23	150	139	62	61						
Cherry Hill Dist 17	Total	1251	357	28.54	245	239	80	86						
Cherry Hill Dist 18	Total	895	233	26.03	141	140	74	75						
Cherry Hill Dist 19	Total	939	283	30.14	186	183	71	75	1					
Cherry Hill Dist 20	Total	1295	418	32.28	233	213	151	148	4					
Cherry Hill Dist 21	Total	1430	347	24.27	197	194	113	108	1					
Cherry Hill Dist 22	Total	1080	346	32.04	214	200	115	123						
Cherry Hill Dist 23	Total	1390	310	22.30	215	206	83	89						
Cherry Hill Dist 24	Total	1208	336	27.81	217	207	91	92						
Cherry Hill Dist 25	Total	1050	299	28.48	190	177	86	90						
Cherry Hill Dist 26	Total	1455	438	30.10	267	242	125	134						
Cherry Hill Dist 27	Total	1079	313	29.01	197	191	90	93						
Cherry Hill Dist 28	Total	1334	350	26.24	242	228	85	86						
Cherry Hill Dist 29	Total	1403	415	29.58	271	245	123	128	1					
Cherry Hill Dist 30	Total	727	238	32.74	177	168	51	53						
Cherry Hill Dist 31	Total	1306	336	25.73	233	223	67	79						
Cherry Hill Dist 32	Total	745	165	22.15	114	109	41	39						
Cherry Hill Dist 33	Total	1266	386	30.49	245	230	126	129	2					
Cherry Hill Dist 34	Total	1290	372	28.84	223	210	123	127						
Cherry Hill Dist 35	Total	1288	419	32.53	227	217	158	160						
Cherry Hill Dist 36	Total	1185	263	22.19	175	162	73	72						
Cherry Hill Dist 37	Total	1053	308	29.25	209	195	80	77	1					

**Board of Chosen Freeholders**

		Registered	Ballots Cast	Turnout (%)	Louis CAPPELLI, JR.	Jonathan L. YOUNG, SR.	Keith CYBULSKI	Nicole A. NANCE	Write-In					
Cherry Hill Dist 38	Total	847	260	30.70	196	188	44	43						
Cherry Hill Dist 39	Total	1199	365	30.44	229	221	103	108						
Cherry Hill Dist 40	Total	845	258	30.53	172	165	71	79						
Cherry Hill Dist 41	Total	895	208	23.24	121	106	69	70						
Cherry Hill Dist 42	Total	709	229	32.30	143	134	71	71						
Cherry Hill Dist 43	Total	1046	311	29.73	198	179	104	104						
Cherry Hill Dist 44	Total	1383	340	24.58	234	221	86	88						
Cherry Hill Dist 45	Total	1686	408	24.20	266	262	108	111						
Cherry Hill Dist 46	Total	1086	244	22.47	121	110	90	93	1					
Cherry Hill Dist 47	Total	990	249	25.15	173	161	56	57						
Cherry Hill Dist 48	Total	595	127	21.34	95	87	22	25						
Cherry Hill Mail-In Ballot	Total	0	5697	0.00	3830	3676	1582	1688	14					
Cherry Hill Provisional	Total	0	344	0.00	224	219	94	96	1					
Cherry Hill Emergency Ballots	Total	0	0	0.00										
Cherry Hill Twp	Total	54261	21067	38.83	13566	12867	6059	6302	33					
Chesilhurst Dist 1	Total	1122	310	27.63	213	200	50	48						
Chesilhurst Mail-In Ballot	Total	0	93	0.00	60	56	22	25						
Chesilhurst Provisional	Total	0	3	0.00	2	2	1	1						
Chesilhurst Emergency Ballots	Total	0	0	0.00										
Chesilhurst Borough	Total	1122	406	36.19	275	258	73	74						
Clementon Dist 1	Total	983	261	26.55	138	127	104	95						
Clementon Dist 2	Total	977	265	27.12	141	136	100	91						
Clementon Dist 3	Total	1186	289	24.37	168	162	100	101						
Clementon Mail-In Ballot	Total	0	192	0.00	113	103	73	69						
Clementon Provisional	Total	0	11	0.00	5	7	3	3						
Clementon Emergency Ballots	Total	0	0	0.00										
Clementon Borough	Total	3146	1018	32.36	565	535	380	359						
Collingswood Dist 1	Total	744	318	42.74	228	216	69	73						
Collingswood Dist 2	Total	1039	438	42.16	336	316	80	84						
Collingswood Dist 3	Total	565	180	31.86	136	120	30	33						
Collingswood Dist 4	Total	902	313	34.70	222	209	72	74	1					
Collingswood Dist 5	Total	1032	209	20.25	169	148	21	24						
Collingswood Dist 6	Total	727	297	40.85	198	181	77	84	1					
Collingswood Dist 7	Total	987	360	36.47	265	246	69	89	1					
Collingswood Dist 8	Total	844	299	35.43	234	223	48	51	2					
Collingswood Dist 9	Total	1313	414	31.53	316	310	70	78						
Collingswood Dist 10	Total	834	302	36.21	204	197	74	79						
Collingswood Dist 11	Total	894	321	35.91	239	231	62	68	1					
Collingswood Dist 12	Total	644	255	39.60	190	184	49	54	1					

**Board of Chosen Freeholders**

		Registered	Ballots Cast	Turnout (%)	Louis CAPPELLI, JR.	Jonathan L. YOUNG, SR.	Keith CYBULSKI	Nicole A. NANCE	Write-In					
Collingswood Mail-In Ballot	Total	0	770	0.00	588	584	129	148	5					
Collingswood Provisional	Total	0	68	0.00	59	58	6	7						
Collingswood Emergency Ballots	Total	0	0	0.00										
<b>Collingswood Borough</b>	<b>Total</b>	<b>10525</b>	<b>4544</b>	<b>43.17</b>	<b>3384</b>	<b>3223</b>	<b>856</b>	<b>946</b>	<b>12</b>					
Gibbsboro Dist 1	Total	943	302	32.03	179	162	97	104						
Gibbsboro Dist 2	Total	785	242	30.83	122	115	87	95						
Gibbsboro Mail-In Ballot	Total	0	139	0.00	77	71	51	57						
Gibbsboro Provisional	Total	0	6	0.00	4	3	2	2						
Gibbsboro Emergency Ballots	Total	0	0	0.00										
<b>Gibbsboro Borough</b>	<b>Total</b>	<b>1728</b>	<b>689</b>	<b>39.87</b>	<b>382</b>	<b>351</b>	<b>237</b>	<b>258</b>						
Gloucester City W1 D1	Total	780	137	17.56	86	83	37	40						
Gloucester City W1 D2	Total	707	203	28.71	131	120	63	61	1					
Gloucester City W1 D3	Total	659	220	33.38	120	113	70	70	1					
Gloucester City Ward 1 Mail-In Ballot	Total	0	93	0.00	62	60	28	28						
Gloucester City Ward 1 Provisional	Total	0	13	0.00	9	10	2	2	2					
Gloucester City W1 Emergency Ballots	Total	0	0	0.00										
<b>Gloucester City Ward 1</b>	<b>Total</b>	<b>2146</b>	<b>666</b>	<b>31.03</b>	<b>408</b>	<b>386</b>	<b>200</b>	<b>201</b>	<b>4</b>					
Gloucester City W2 D1	Total	710	149	20.99	84	81	44	51						
Gloucester City W2 D2	Total	835	236	28.26	149	132	65	59	2					
Gloucester City W2 D3	Total	924	268	29.00	152	130	95	94						
Gloucester City Ward 2 Mail-In Ballot	Total	0	166	0.00	120	113	41	47						
Gloucester City Ward 2 Provisional	Total	0	15	0.00	10	9	4	5						
Gloucester City W2 Emergency Ballots	Total	0	0	0.00										
<b>Gloucester City Ward 2</b>	<b>Total</b>	<b>2469</b>	<b>834</b>	<b>33.78</b>	<b>515</b>	<b>465</b>	<b>249</b>	<b>256</b>	<b>2</b>					
Gloucester City W3 D1	Total	966	202	20.91	127	120	57	58	4					
Gloucester City W3 D2	Total	1018	259	25.44	145	136	95	99	1					
Gloucester City Ward 3 Mail-In Ballot	Total	0	116	0.00	77	72	36	36						
Gloucester City Ward 3 Provisional	Total	0	6	0.00	6	6								
Gloucester City W3 Emergency Ballots	Total	0	0	0.00										
<b>Gloucester City Ward 3</b>	<b>Total</b>	<b>1984</b>	<b>583</b>	<b>29.39</b>	<b>355</b>	<b>334</b>	<b>188</b>	<b>193</b>	<b>5</b>					



**Board of Chosen Freeholders**

		Registered	Ballots Cast	Turnout (%)	Louis CAPPELLI, JR.	Jonathan L. YOUNG, SR.	Keith CYBULSKI	Nicole A. NANCE	Write-In					
Gloucester City	Total	6599	2083	31.57	1278	1185	637	650	11					
Gloucester Twp Dist 1	Total	664	203	30.57	101	90	81	85						
Gloucester Twp Dist 2	Total	717	220	30.68	134	114	75	75						
Gloucester Twp Dist 3	Total	819	222	27.11	108	87	98	104						
Gloucester Twp Dist 4	Total	1065	372	34.93	182	165	149	150						
Gloucester Twp Dist 5	Total	1262	343	27.18	215	196	93	98						
Gloucester Twp Dist 6	Total	1403	323	23.02	170	158	121	129						
Gloucester Twp Dist 7	Total	1058	354	33.46	183	163	129	138						
Gloucester Twp Dist 8	Total	1122	311	27.72	214	203	64	68						
Gloucester Twp Dist 9	Total	1287	380	29.53	202	174	137	153						
Gloucester Twp Dist 10	Total	907	252	27.78	114	104	106	110						
Gloucester Twp Dist 11	Total	1026	356	34.70	174	159	161	166						
Gloucester Twp Dist 12	Total	1181	391	33.11	199	188	157	155						
Gloucester Twp Dist 13	Total	1536	305	19.86	192	180	79	84						
Gloucester Twp Dist 14	Total	1134	307	27.07	230	224	47	53						
Gloucester Twp Dist 15	Total	1256	442	35.19	222	200	185	186						
Gloucester Twp Dist 16	Total	1141	400	35.06	190	169	182	195						
Gloucester Twp Dist 17	Total	2158	417	19.32	280	268	99	100						
Gloucester Twp Dist 18	Total	1416	352	24.86	233	217	80	83						
Gloucester Twp Dist 19	Total	1350	454	33.63	259	249	153	157						
Gloucester Twp Dist 20	Total	1208	355	29.39	222	205	97	113						
Gloucester Twp Dist 21	Total	713	179	25.11	97	88	69	67						
Gloucester Twp Dist 22	Total	879	214	24.35	123	112	70	73						
Gloucester Twp Dist 23	Total	1209	340	28.12	249	236	51	56						
Gloucester Twp Dist 24	Total	1211	328	27.09	194	177	109	109						
Gloucester Twp Dist 25	Total	1174	388	33.05	188	176	161	167						
Gloucester Twp Dist 26	Total	924	293	31.71	139	124	122	132	1					
Gloucester Twp Dist 27	Total	986	293	29.72	149	139	112	120						
Gloucester Twp Dist 28	Total	1207	248	20.55	161	157	61	64						
Gloucester Twp Dist 29	Total	1323	408	30.84	258	237	127	131						
Gloucester Twp Dist 30	Total	1331	380	28.55	205	188	141	149						
Gloucester Twp Dist 31	Total	884	237	26.81	133	130	79	81						
Gloucester Twp Dist 32	Total	1239	352	28.41	215	201	112	116						
Gloucester Twp Dist 33	Total	1273	386	30.32	266	254	80	86						
Gloucester Twp Dist 34	Total	895	235	26.26	149	137	63	67						
Gloucester Twp Dist 35	Total	1436	387	26.95	250	226	87	95						
Gloucester Twp Dist 36	Total	968	331	34.19	178	168	125	131						
Gloucester Twp Dist 37	Total	515	102	19.81	86	83	11	11						
Gloucester Twp Dist 38	Total	571	148	25.92	105	98	36	37						
Gloucester Twp Dist 39	Total	565	144	25.49	72	67	60	61						
Gloucester Twp Dist 40	Total	1113	256	23.00	141	135	81	84						
Gloucester Twp Mail-In Ballot	Total	0	3534	0.00	2222	2096	1075	1179						
Gloucester Twp Provisional	Total	0	191	0.00	117	106	56	61						
Gloucester Twp Emergency Ballots	Total	0	0	0.00										

**Board of Chosen Freeholders**

		Registered	Ballots Cast	Turnout (%)	Louis CAPPELLI, JR.	Jonathan L. YOUNG, SR.	Keith CYBULSKI	Nicole A. NANCE	Write-In					
Gloucester Twp	Total	44126	16133	36.56	9521	8848	5181	5479	1					
Haddon Twp Dist 1	Total	796	280	35.18	177	173	86	92						
Haddon Twp Dist 2	Total	699	235	33.62	169	162	50	48	1					
Haddon Twp Dist 3	Total	1081	457	42.28	271	252	139	142						
Haddon Twp Dist 4	Total	676	244	36.09	154	141	75	74						
Haddon Twp Dist 5	Total	486	164	33.74	100	102	40	43						
Haddon Twp Dist 6	Total	686	216	31.49	112	107	74	65						
Haddon Twp Dist 7	Total	636	291	45.75	196	179	75	77						
Haddon Twp Dist 8	Total	929	267	28.74	172	169	65	75	3					
Haddon Twp Dist 9	Total	599	228	38.06	159	142	59	66						
Haddon Twp Dist 10	Total	675	233	34.52	142	127	78	81						
Haddon Twp Dist 11	Total	887	353	39.80	234	223	99	100						
Haddon Twp Dist 12	Total	1320	553	41.89	326	297	165	183						
Haddon Twp Dist 13	Total	682	236	34.60	157	149	60	58						
Haddon Twp Dist 14	Total	673	260	38.63	158	149	78	81						
Haddon Twp Dist 15	Total	679	259	38.14	170	158	53	60						
Haddon Twp Mail-In Ballot	Total	0	878	0.00	597	575	247	258						
Haddon Twp Provisional	Total	0	69	0.00	44	39	16	20						
Haddon Twp Emergency Ballots	Total	0	0	0.00										
Haddon Twp	Total	11504	5223	45.40	3338	3144	1459	1523	4					
Haddonfield Dist 1	Total	1166	389	33.36	236	216	130	134	2					
Haddonfield Dist 2	Total	1316	424	32.22	272	245	118	130	1					
Haddonfield Dist 3	Total	943	348	36.90	243	219	80	85	1					
Haddonfield Dist 4	Total	762	247	32.41	111	100	110	118						
Haddonfield Dist 5	Total	662	229	34.59	104	83	105	111						
Haddonfield Dist 6	Total	969	398	41.07	226	205	135	135						
Haddonfield Dist 7	Total	938	336	35.82	209	194	96	100						
Haddonfield Dist 8	Total	1000	395	39.50	253	233	107	113						
Haddonfield Dist 9	Total	1099	430	39.13	270	254	121	139	2					
Haddonfield Dist 10	Total	791	259	32.74	149	126	91	99						
Haddonfield Mail-In Ballot	Total	0	1035	0.00	661	626	333	348	2					
Haddonfield Provisional	Total	0	101	0.00	62	59	34	35						
Haddonfield Emergency Ballots	Total	0	0	0.00										
Haddonfield Borough	Total	9646	4591	47.59	2796	2560	1460	1547	8					
Haddon Heights Dist 1	Total	757	314	41.48	165	149	123	122						
Haddon Heights Dist 2	Total	671	242	36.07	147	138	81	85						
Haddon Heights Dist 3	Total	1070	446	41.68	247	222	170	168	4					
Haddon Heights Dist 4	Total	642	234	36.45	110	99	109	113						
Haddon Heights Dist 5	Total	933	389	41.69	227	217	139	144						

**Board of Chosen Freeholders**

		Registered	Ballots Cast	Turnout (%)	Louis CAPPELLI, JR.	Jonathan L. YOUNG, SR.	Keith CYBULSKI	Nicole A. NANCE	Write-In					
Haddon Heights Dist 6	Total	930	373	40.11	206	196	144	153						
Haddon Heights Dist 7	Total	954	369	38.68	204	192	145	146	1					
Haddon Heights Mail-In Ballot	Total	0	654	0.00	406	398	210	223						
Haddon Heights Provisional	Total	0	31	0.00	25	23	6	6						
Haddon Heights Emergency Ballots	Total	0	0	0.00										
Haddon Heights Borough	Total	5957	3052	51.23	1737	1634	1127	1160	5					
Hi-Nella Dist 1	Total	603	137	22.72	93	85	33	38						
Hi Nella Mail-In Ballot	Total	0	27	0.00	17	16	10	9						
Hi Nella Provisional	Total	0	0	0.00										
Hi Nella Emergency Ballots	Total	0	0	0.00										
Hi-Nella Borough	Total	603	164	27.20	110	101	43	47						
Laurel Springs Dist 1	Total	634	252	39.75	149	140	80	75						
Laurel Springs Dist 2	Total	771	319	41.37	163	148	126	126						
Laurel Springs Mail-In Ballot	Total	0	98	0.00	55	51	36	33						
Laurel Springs Provisional	Total	0	4	0.00	3	2		1						
Laurel Springs Emergency Ballots	Total	0	0	0.00										
Laurel Springs Borough	Total	1405	673	47.90	370	341	242	235						
Lawnside Dist 1	Total	1113	437	39.26	377	378	13	10	1					
Lawnside Dist 2	Total	1160	391	33.71	332	328	7	9						
Lawnside Mail-In Ballot	Total	0	133	0.00	114	113	3	6						
Lawnside Provisional	Total	0	7	0.00	5	4								
Lawnside Emergency Ballots	Total	0	0	0.00										
Lawnside Borough	Total	2273	968	42.59	828	823	23	25	1					
Lindenwold Dist 1	Total	1310	319	24.35	207	203	82	86	2					
Lindenwold Dist 2	Total	1147	256	22.32	176	165	66	71						
Lindenwold Dist 3	Total	915	266	29.07	171	159	71	73						
Lindenwold Dist 4	Total	1409	319	22.64	225	209	74	74	1					
Lindenwold Dist 5	Total	1280	209	16.33	181	174	17	16						
Lindenwold Dist 6	Total	1245	312	25.06	260	253	30	30						
Lindenwold Dist 7	Total	787	105	13.34	89	86	4	4						
Lindenwold Dist 8	Total	1329	259	19.49	190	184	36	41						
Lindenwold Dist 9	Total	655	203	30.99	142	138	36	36	1					
Lindenwold Mail-In Ballot	Total	0	543	0.00	374	369	133	145	1					
Lindenwold Provisional	Total	0	30	0.00	26	26	4	4						
Lindenwold Emergency Ballots	Total	0	0	0.00										

**Board of Chosen Freeholders**

		Registered	Ballots Cast	Turnout (%)	Louis CAPPELLI, JR.	Jonathan L. YOUNG, SR.	Keith CYBULSKI	Nicole A. NANCE	Write-In					
Lindenwold Borough	Total	10077	2821	27.99	2041	1966	553	580	5					
Magnolia Dist 1	Total	815	239	29.33	165	161	55	54						
Magnolia Dist 2	Total	643	192	29.86	124	115	55	55						
Magnolia Dist 3	Total	774	208	26.87	126	115	63	67						
Magnolia Dist 4	Total	783	259	33.08	174	154	74	79						
Magnolia Mail-In Ballot	Total	0	168	0.00	108	106	54	53						
Magnolia Provisional	Total	0	16	0.00	8	10	4	4						
Magnolia Emergency Ballots	Total	0	0	0.00										
Magnolia Borough	Total	3015	1082	35.89	705	661	305	312						
Merchantville Dist 1	Total	1175	375	31.91	212	188	134	135	2					
Merchantville Dist 2	Total	726	251	34.57	155	148	75	74						
Merchantville Dist 3	Total	776	185	23.84	110	109	56	55	3					
Merchantville Mail-In Ballot	Total	0	182	0.00	130	123	44	47						
Merchantville Provisional	Total	0	17	0.00	13	12	1	1						
Merchantville Emergency Ballots	Total	0	0	0.00										
Merchantville Borough	Total	2677	1010	37.73	620	580	310	312	5					
Mt Ephraim Dist 1	Total	766	237	30.94	145	133	74	77						
Mt Ephraim Dist 2	Total	873	271	31.04	156	141	93	93						
Mt Ephraim Dist 3	Total	849	232	27.33	106	98	102	103	2					
Mt Ephraim Dist 4	Total	831	220	26.47	121	104	75	79						
Mt. Ephraim Mail-In Ballot	Total	0	214	0.00	127	117	76	76						
Mt. Ephraim Provisional	Total	0	13	0.00	7	7	5	5						
Mt. Ephraim Emergency Ballots	Total	0	0	0.00										
Mount Ephraim Borough	Total	3319	1187	35.76	662	600	425	433	2					
Oaklyn Dist 1	Total	654	247	37.77	166	150	67	78						
Oaklyn Dist 2	Total	817	223	27.29	145	142	60	66						
Oaklyn Dist 3	Total	744	219	29.44	130	119	65	71	3					
Oaklyn Dist 4	Total	706	278	39.38	179	160	81	91						
Oaklyn Mail-In Ballot	Total	0	163	0.00	106	101	46	52						
Oaklyn Provisional	Total	0	14	0.00	10	9	1	1	1					
Oaklyn Emergency Ballots	Total	0	0	0.00										
Oaklyn Borough	Total	2921	1144	39.16	736	681	320	359	4					
Pennsauken Dist 1	Total	1086	248	22.84	190	190	26	29						

**Board of Chosen Freeholders**

		Registered	Ballots Cast	Turnout (%)	Louis CAPPELLI, JR.	Jonathan L. YOUNG, SR.	Keith CYBULSKI	Nicole A. NANCE	Write-In					
Pennsauken Dist 2	Total	1564	391	25.00	333	320	22	24						
Pennsauken Dist 3	Total	1037	319	30.76	210	188	70	80						
Pennsauken Dist 4	Total	1416	322	22.74	227	217	52	51						
Pennsauken Dist 5	Total	767	261	34.03	153	140	73	84						
Pennsauken Dist 6	Total	1062	341	32.11	208	193	93	99	3					
Pennsauken Dist 7	Total	1317	306	23.23	218	203	58	55						
Pennsauken Dist 8	Total	913	253	27.71	177	175	54	56						
Pennsauken Dist 9	Total	950	177	18.63	113	112	38	42						
Pennsauken Dist 10	Total	887	286	32.24	205	180	55	65						
Pennsauken Dist 11	Total	977	318	32.55	202	188	88	96	2					
Pennsauken Dist 12	Total	835	211	25.27	171	163	20	19						
Pennsauken Dist 13	Total	957	301	31.45	199	189	77	82						
Pennsauken Dist 14	Total	1050	299	28.48	232	237	26	33						
Pennsauken Dist 15	Total	1208	255	21.11	186	194	26	25						
Pennsauken Dist 16	Total	775	170	21.94	133	127	12	12						
Pennsauken Dist 17	Total	1232	315	25.57	210	198	69	74						
Pennsauken Dist 18	Total	1287	397	30.85	254	239	98	108						
Pennsauken Dist 19	Total	640	170	26.56	113	108	27	33						
Pennsauken Dist 20	Total	811	221	27.25	199	185	10	14						
Pennsauken Dist 21	Total	721	192	26.63	126	112	38	46						
Pennsauken Dist 22	Total	812	273	33.62	185	178	51	52						
Pennsauken Dist 23	Total	812	231	28.45	153	141	51	55						
Pennsauken Dist 24	Total	627	121	19.30	101	95	6	7						
Pennsauken Mail-In Ballot	Total	0	1277	0.00	927	903	263	298						
Pennsauken Provisional	Total	0	91	0.00	65	65	10	11						
Pennsauken Emergency Ballots	Total	0	0	0.00										
Pennsauken Twp	Total	23743	7746	32.62	5490	5240	1413	1550	5					
Pine Hill Dist 1	Total	942	268	28.45	196	188	59	62	2					
Pine Hill Dist 2	Total	1160	312	26.90	191	186	92	93						
Pine Hill Dist 3	Total	1164	302	25.95	190	190	84	83	2					
Pine Hill Dist 4	Total	1239	265	21.39	191	189	49	54						
Pine Hill Dist 5	Total	1230	336	27.32	200	198	87	82						
Pine Hill Dist 6	Total	893	144	16.13	101	93	27	27						
Pine Hill Mail-In Ballot	Total	0	401	0.00	246	242	135	137	1					
Pine Hill Provisional	Total	0	22	0.00	15	15	6	6						
Pine Hill Emergency Ballots	Total	0	0	0.00										
Pine Hill Borough	Total	6628	2050	30.93	1330	1301	539	544	5					
Pine Valley Dist 1	Total	12	0	0.00										
Pine Valley Mail-In Ballot	Total	0	8	0.00	2	3	5	6						
Pine Valley Provisional	Total	0	0	0.00										
Pine Valley Emergency Ballots	Total	0	0	0.00										

**Board of Chosen Freeholders**

		Registered	Ballots Cast	Turnout (%)	Louis CAPPELLI, JR.	Jonathan L. YOUNG, SR.	Keith CYBULSKI	Nicole A. NANCE	Write-In					
Pine Valley Borough	Total	12	8	66.67	2	3	5	6						
Runnemede Dist 1	Total	722	188	26.04	115	104	58	61	2					
Runnemede Dist 2	Total	979	239	24.41	148	140	71	74						
Runnemede Dist 3	Total	715	152	21.26	95	94	47	49						
Runnemede Dist 4	Total	880	223	25.34	132	122	67	67						
Runnemede Dist 5	Total	1309	274	20.93	177	161	78	76						
Runnemede Dist 6	Total	1084	300	27.68	166	155	106	107						
Runnemede Mail-In Ballot	Total	0	454	0.00	307	279	137	152						
Runnemede Provisional	Total	0	13	0.00	6	7	3	2						
Runnemede Emergency Ballots	Total	0	0	0.00										
Runnemede Borough	Total	5689	1843	32.40	1146	1062	567	588	2					
Somerdale Dist 1	Total	1420	386	27.18	253	235	101	105	2					
Somerdale Dist 2	Total	760	196	25.79	138	132	41	47						
Somerdale Dist 3	Total	762	255	33.46	195	182	36	38						
Somerdale Dist 4	Total	817	242	29.62	168	162	51	51						
Somerdale Mail-In Ballot	Total	0	233	0.00	171	164	49	60						
Somerdale Provisional	Total	0	12	0.00	10	9	1	1						
Somerdale Emergency Ballots	Total	0	0	0.00										
Somerdale Borough	Total	3759	1324	35.22	935	884	279	302	2					
Stratford Dist 1	Total	570	208	36.49	104	96	82	83						
Stratford Dist 2	Total	885	265	29.94	160	144	87	87						
Stratford Dist 3	Total	805	226	28.07	133	132	76	76						
Stratford Dist 4	Total	1017	312	30.68	163	145	123	123						
Stratford Dist 5	Total	612	131	21.41	90	79	30	35						
Stratford Dist 6	Total	815	279	34.23	158	152	94	93						
Stratford Mail-In Ballot	Total	0	383	0.00	245	234	119	132	2					
Stratford Provisional	Total	0	16	0.00	9	7	5	4						
Stratford Emergency Ballots	Total	0	0	0.00										
Stratford Borough	Total	4704	1820	38.69	1062	989	616	633	2					
Tavistock Dist 1	Total	9	0	0.00										
Tavistock Mail-In Ballot	Total	0	3	0.00	1		3	2						
Tavistock Provisional	Total	0	0	0.00										
Tavistock Emergency Ballots	Total	0	0	0.00										
Tavistock Borough	Total	9	3	33.33	1		3	2						

**Board of Chosen Freeholders**

		Registered	Ballots Cast	Turnout (%)	Louis CAPPELLI, JR.	Jonathan L. YOUNG, SR.	Keith CYBULSKI	Nicole A. NANCE	Write-In					
Voorhees Dist 1	Total	1404	401	28.56	238	234	129	130						
Voorhees Dist 2	Total	1297	417	32.15	239	229	143	156	1					
Voorhees Dist 3	Total	1270	372	29.29	234	222	116	122						
Voorhees Dist 4	Total	1162	203	17.47	140	129	47	48						
Voorhees Dist 5	Total	1312	344	26.22	261	248	64	68						
Voorhees Dist 6	Total	1302	355	27.27	183	175	150	146	1					
Voorhees Dist 7	Total	757	234	30.91	141	132	76	84						
Voorhees Dist 8	Total	1534	375	24.45	272	251	91	101						
Voorhees Dist 9	Total	1353	411	30.38	237	228	148	154						
Voorhees Dist 10	Total	987	294	29.79	187	181	88	90						
Voorhees Dist 11	Total	1012	312	30.83	161	151	131	139						
Voorhees Dist 12	Total	979	266	27.17	148	140	94	100						
Voorhees Dist 13	Total	1335	381	28.54	245	229	92	97						
Voorhees Dist 14	Total	861	257	29.85	168	159	75	79						
Voorhees Dist 15	Total	1232	339	27.52	207	194	115	120						
Voorhees Dist 16	Total	833	241	28.93	129	118	107	107						
Voorhees Dist 17	Total	760	274	36.05	181	175	80	80						
Voorhees Dist 18	Total	1157	222	19.19	177	172	38	34						
Voorhees Dist 19	Total	997	253	25.38	150	139	76	77						
Voorhees Mail-In Ballot	Total	0	2051	0.00	1341	1269	623	661	2					
Voorhees Provisional	Total	0	137	0.00	87	83	33	36						
Voorhees Emergency Ballots	Total	0	0	0.00										
Voorhees Twp	Total	21544	8139	37.78	5126	4858	2516	2629	4					
Waterford Dist 1	Total	1020	334	32.75	143	136	152	156						
Waterford Dist 2	Total	1220	371	30.41	202	185	151	149						
Waterford Dist 3	Total	1055	287	27.20	112	106	119	125	2					
Waterford Dist 4	Total	875	327	37.37	124	105	162	174						
Waterford Dist 5	Total	1023	245	23.95	131	125	88	89						
Waterford Dist 6	Total	1030	332	32.23	109	97	179	176						
Waterford Dist 7	Total	1151	354	30.76	132	126	174	179						
Waterford Dist 8	Total	306	109	35.62	42	39	58	56						
Waterford Mail-In Ballot	Total	0	617	0.00	318	294	264	280						
Waterford Provisional	Total	0	38	0.00	21	22	13	14						
Waterford Emergency Ballots	Total	0	0	0.00										
Waterford Twp	Total	7680	3014	39.24	1334	1235	1360	1398	2					
Winslow W1 D1	Total	1037	380	36.64	166	137	172	185						
Winslow W1 D2	Total	1184	304	25.68	119	117	159	166						
Winslow W1 D3	Total	765	246	32.16	119	100	107	107	1					
Winslow W1 D4	Total	1355	403	29.74	216	209	153	153	1					
Winslow W1 D5	Total	1272	398	31.29	213	200	149	157						
Winslow W1 D6	Total	707	206	29.14	148	144	42	42						
Winslow Ward 1 Mail-In Ballot	Total	0	609	0.00	305	285	257	273						

**Board of Chosen Freeholders**

		Registered	Ballots Cast	Turnout (%)	Louis CAPPELLI, JR.	Jonathan L. YOUNG, SR.	Keith CYBULSKI	Nicole A. NANCE	Write-In					
Winslow Ward 1 Provisional	Total	0	29	0.00	16	16	11	11						
Winslow W1 Emergency Ballots	Total	0	0	0.00										
Winslow Ward 1	Total	6320	2575	40.74	1302	1208	1050	1094	2					
Winslow W2 D1	Total	1582	493	31.16	388	380	73	77						
Winslow W2 D2	Total	883	266	30.12	145	134	102	109						
Winslow W2 D3	Total	1573	465	29.56	275	259	141	151						
Winslow W2 D4	Total	1139	382	33.54	235	229	106	116	1					
Winslow W2 D5	Total	891	260	29.18	120	108	129	130						
Winslow W2 D6	Total	966	285	29.50	219	227	35	37						
Winslow Ward 2 Mail-In Ballot	Total	0	498	0.00	307	298	155	169						
Winslow Ward 2 Provisional	Total	0	40	0.00	24	26	10	11						
Winslow W2 Mail-In Ballot Rejected	Total	0	0	0.00										
Winslow W2 Provisional Rejected	Total	0	0	0.00										
Winslow W2 Emergency Ballots	Total	0	0	0.00										
Winslow Ward 2	Total	7034	2689	38.23	1713	1661	751	800	1					
Winslow W3 D1	Total	1284	375	29.21	325	311	15	20						
Winslow W3 D2	Total	1455	353	24.26	306	292	16	18						
Winslow W3 D3	Total	1174	248	21.12	200	195	15	17						
Winslow W3 D4	Total	1155	313	27.10	236	230	45	39						
Winslow W3 D5	Total	1319	432	32.75	365	356	29	39						
Winslow Ward 3 Mail-In Ballot	Total	0	360	0.00	289	289	47	49						
Winslow Ward 3 Provisional	Total	0	26	0.00	18	22	4	5						
Winslow W3 Mail-In Ballot Rejected	Total	0	0	0.00										
Winslow W3 Provisional Rejected	Total	0	0	0.00										
Winslow W3 Emergency Ballots	Total	0	0	0.00										
Winslow W4 D1	Total	777	275	35.39	153	145	85	89						
Winslow Ward 3	Total	7164	2382	33.25	1892	1840	256	276						
Winslow W4 D2	Total	1496	362	24.20	281	274	54	55						
Winslow W4 D3	Total	1685	474	28.13	360	350	94	95						
Winslow W4 D4	Total	1265	416	32.89	297	286	89	90						
Winslow W4 D5	Total	1416	433	30.58	350	327	60	61						
Winslow Ward 4 Mail-In Ballot	Total	0	450	0.00	300	284	123	137	6					
Winslow Ward 4 Provisional	Total	0	28	0.00	20	18	7	6						
Winslow W4 Mail-In Ballot Rejected	Total	0	0	0.00										
Winslow W4 Provisional Rejected	Total	0	0	0.00										



**Board of Chosen Freeholders**

		Registered	Ballots Cast	Turnout (%)	Louis CAPPELLI, JR.	Jonathan L. YOUNG, SR.	Keith CYBULSKI	Nicole A. NANCE	Write-In				
Winslow W4 Emergency Ballots	Total	0	0	0.00									
Winslow Ward 4	Total	5862	2163	36.90	1608	1539	427	444	6				
Winslow Twp	Total	26380	9809	37.18	6515	6248	2484	2614	9				
Woodlynne Dist 1	Total	902	166	18.40	129	123	23	24					
Woodlynne Dist 2	Total	719	147	20.45	110	110	20	21					
Woodlynne Mail-In Ballot	Total	0	40	0.00	23	22	14	15					
Woodlynne Provisional	Total	0	7	0.00	6	6							
Woodlynne Emergency Ballots	Total	0	0	0.00									
Woodlynne Borough	Total	1621	360	22.21	268	261	57	60					
Total - TC-Election Day		348779	95811	27.47	60669	57138	26105	27202	94				
Total - TC-Emergency		348779	0	0.00									
Total - TC-Mail-In Ballot		348779	25864	7.42	17169	16457	7225	7739	42				
Total - TC-Provisional		348779	1783	0.51	1190	1164	394	413	4				
Total - TC-Rejected Ballots		348779	0	0.00									
Contest Total		348779	123458	35.40	79028	74759	33724	35354	140				

**Audubon Park Council**

		Registered	Ballots Cast	Turnout (%)	Judy DI PASQUALE	Karen LEWIS	Write-In						
Audubon Park Dist 1	Total	771	256	33.20	148	139	6						
Audubon Park Mail-In Ballot	Total	0	28	0.00	23	22	1						
Audubon Park Provisional	Total	0	3	0.00	3	2							
Audubon Park Emergency Ballots	Total	0	0	0.00									
Audubon Park Borough	Total	771	287	37.22	174	163	7						
Total - TC-Election Day		771	256	33.20	148	139	6						
Total - TC-Emergency		771	0	0.00									
Total - TC-Mail-In Ballot		771	28	3.63	23	22	1						
Total - TC-Provisional		771	3	0.39	3	2							
Total - TC-Rejected Ballots		771	0	0.00									
Contest Total		771	287	37.22	174	163	7						

**Barrington Council**

		Registered	Ballots Cast	Turnout (%)	Kirk POPIOLEK	Candice FAWLEY	Nicholas V. FANELLE	Write-In						
Barrington Dist 1	Total	1180	400	33.90	241	211	167	6						
Barrington Dist 2	Total	835	236	28.26	137	129	106	4						
Barrington Dist 3	Total	986	304	30.83	194	159	132	3						
Barrington Dist 4	Total	1360	321	23.60	189	177	129	1						
Barrington Dist 5	Total	544	186	34.19	121	112	74							
Barrington Mail-In Ballot	Total	0	401	0.00	283	259	147							
Barrington Provisional	Total	0	33	0.00	24	20	9							
Barrington Emergency Ballots	Total	0	0	0.00										
Barrington Borough	Total	4905	1881	38.35	1189	1067	764	14						
Total - TC-Election Day		4905	1447	29.50	882	788	608	14						
Total - TC-Emergency		4905	0	0.00										
Total - TC-Mail-In Ballot		4905	401	8.18	283	259	147							
Total - TC-Provisional		4905	33	0.67	24	20	9							
Total - TC-Rejected Ballots		4905	0	0.00										
Contest Total		4905	1881	38.35	1189	1067	764	14						

**Bellmawr Council**

		Registered	Ballots Cast	Turnout (%)	James F. D'ANGELO	Paul T. DE ANGELIS	Write-In							
Bellmawr Dist 1	Total	1345	383	28.48	259	265	7							
Bellmawr Dist 2	Total	1233	318	25.79	200	199	2							
Bellmawr Dist 3	Total	1112	283	25.45	192	182	3							
Bellmawr Dist 4	Total	986	261	26.47	174	180	5							
Bellmawr Dist 5	Total	983	231	23.50	165	165	4							
Bellmawr Dist 6	Total	1097	338	30.81	238	229	8							
Bellmawr Dist 7	Total	916	239	26.09	153	161	5							
Bellmawr Mail-In Ballot	Total	0	540	0.00	412	415	13							
Bellmawr Provisional	Total	0	24	0.00	17	17	3							
Bellmawr Emergency Ballots	Total	0	0	0.00										
Bellmawr Borough	Total	7672	2617	34.11	1810	1813	50							
Total - TC-Election Day		7672	2053	26.76	1381	1381	34							
Total - TC-Emergency		7672	0	0.00										
Total - TC-Mail-In Ballot		7672	540	7.04	412	415	13							
Total - TC-Provisional		7672	24	0.31	17	17	3							
Total - TC-Rejected Ballots		7672	0	0.00										
Contest Total		7672	2617	34.11	1810	1813	50							

**Berlin Boro Council**

		Registered	Ballots Cast	Turnout (%)	Joseph A. ADOLF	Nick D. MACCARONI	Leonard BADOLATO	Richard MILLER	Write-In					
Berlin Boro Dist 1	Total	889	241	27.11	68	73	143	145						
Berlin Boro Dist 2	Total	1283	423	32.97	141	138	220	227						
Berlin Boro Dist 3	Total	1323	400	30.23	114	121	187	195						
Berlin Boro Dist 4	Total	1227	367	29.91	123	131	202	203						
Berlin Boro Dist 5	Total	631	193	30.59	39	43	122	122	1					
Berlin Boro Mail-In Ballot	Total	0	468	0.00	146	150	212	221	3					
Berlin Boro Provisional	Total	0	23	0.00	9	8	10	9						
Berlin Boro Emergency Ballots	Total	0	0	0.00										
Berlin Borough	Total	5353	2115	39.51	640	664	1096	1122	4					
Total - TC-Election Day		5353	1624	30.34	485	506	874	892	1					
Total - TC-Emergency		5353	0	0.00										
Total - TC-Mail-In Ballot		5353	468	8.74	146	150	212	221	3					
Total - TC-Provisional		5353	23	0.43	9	8	10	9						
Total - TC-Rejected Ballots		5353	0	0.00										
Contest Total		5353	2115	39.51	640	664	1096	1122	4					

**Berlin Twp Mayor**

		Registered	Ballots Cast	Turnout (%)	Phyllis JEFFRIES MAGAZZU	Write-In								
Berlin Twp Dist 1	Total	1378	386	28.01	252	15								
Berlin Twp Dist 2	Total	661	193	29.20	138	7								
Berlin Twp Dist 3	Total	621	147	23.67	87	2								
Berlin Twp Dist 4	Total	1191	280	23.51	181	9								
Berlin Twp Mail-In Ballot	Total	0	326	0.00	239	11								
Berlin Twp Provisional	Total	0	16	0.00	11									
Berlin Twp Emergency Ballots	Total	0	0	0.00										
Berlin Township	Total	3851	1348	35.00	908	44								
Total - TC-Election Day		3851	1006	26.12	658	33								
Total - TC-Emergency		3851	0	0.00										
Total - TC-Mail-In Ballot		3851	326	8.47	239	11								
Total - TC-Provisional		3851	16	0.42	11									
Total - TC-Rejected Ballots		3851	0	0.00										
Contest Total		3851	1348	35.00	908	44								

**Brooklawn Council UNEX**

		Registered	Ballots Cast	Turnout (%)	Patricia MC CONNELL	Write-In							
Brooklawn Dist 1	Total	1254	349	27.83	267	4							
Brooklawn Mail-In Ballot	Total	0	49	0.00	34								
Brooklawn Provisional	Total	0	2	0.00	2								
Brooklawn Emergency Ballots	Total	0	0	0.00									
Brooklawn Borough	Total	1254	400	31.90	303	4							
Total - TC-Election Day		1254	349	27.83	267	4							
Total - TC-Emergency		1254	0	0.00									
Total - TC-Mail-In Ballot		1254	49	3.91	34								
Total - TC-Provisional		1254	2	0.16	2								
Total - TC-Rejected Ballots		1254	0	0.00									
Contest Total		1254	400	31.90	303	4							

**Brooklawn Council**

		Registered	Ballots Cast	Turnout (%)	Jerry GRANSTROM	Michael MEYOLI	Write-In						
Brooklawn Dist 1	Total	1254	349	27.83	264	251	6						
Brooklawn Mail-In Ballot	Total	0	49	0.00	35	34							
Brooklawn Provisional	Total	0	2	0.00	2	2							
Brooklawn Emergency Ballots	Total	0	0	0.00									
Brooklawn Borough	Total	1254	400	31.90	301	287	6						
Total - TC-Election Day		1254	349	27.83	264	251	6						
Total - TC-Emergency		1254	0	0.00									
Total - TC-Mail-In Ballot		1254	49	3.91	35	34							
Total - TC-Provisional		1254	2	0.16	2	2							
Total - TC-Rejected Ballots		1254	0	0.00									
Contest Total		1254	400	31.90	301	287	6						



**Camden City Mayor**

		Registered	Ballots Cast	Turnout (%)	Francisco Frank MORAN	Tirson LAMBERTY	Jerome TAYLOR	Write-In						
Camden City W1 D1	Total	585	78	13.33	69	3	4							
Camden City W1 D2	Total	1258	242	19.24	202	5	5	2						
Camden City W1 D3	Total	998	142	14.23	116	4	9	2						
Camden City W1 D4	Total	874	132	15.10	104	4	9							
Camden City W1 D5	Total	1208	165	13.66	136	6	10							
Camden City W1 D6	Total	1137	164	14.42	124	2	24	1						
Camden City W1 D7	Total	845	90	10.65	71	1	5							
Camden City W1 D8	Total	931	207	22.23	153	4	21	1						
Camden City W1 D9	Total	1615	223	13.81	152	4	44	1						
Camden City W1 D10	Total	811	116	14.30	84	5	16							
Camden City Ward 1 Mail-In Ballot	Total	0	349	0.00	289	13	22	1						
Camden City Ward 1 Provisional	Total	0	51	0.00	42	2								
Camden City W1 Emergency Ballots	Total	0	0	0.00										
Camden City Ward 1	Total	10262	1959	19.09	1542	53	169	8						
Camden City W2 D1	Total	677	103	15.21	70		13							
Camden City W2 D2	Total	894	141	15.77	101	2	20	3						
Camden City W2 D3	Total	982	280	28.51	189	9	54	2						
Camden City W2 D4	Total	747	118	15.80	92	5	9	1						
Camden City W2 D5	Total	810	120	14.81	87	5	13	2						
Camden City W2 D6	Total	1474	230	15.60	186	4	21							
Camden City W2 D7	Total	1048	205	19.56	159	1	26	1						
Camden City W2 D8	Total	1512	234	15.48	184	2	27							
Camden City W2 D9	Total	1415	179	12.65	139	3	22							
Camden City W2 D10	Total	760	103	13.55	71	1	18	1						
Camden City W2 D11	Total	708	102	14.41	81	6	6							
Camden City Ward 2 Mail-In Ballot	Total	0	368	0.00	295	8	24	8						
Camden City Ward 2 Provisional	Total	0	77	0.00	54	2	7							
Camden City W2 Emergency Ballots	Total	0	0	0.00										
Camden City Ward 2	Total	11027	2260	20.50	1708	48	260	18						
Camden City W3 D1	Total	979	116	11.85	92	6	2	1						
Camden City W3 D2	Total	1335	256	19.18	219	6	4	3						
Camden City W3 D3	Total	850	138	16.24	112	4	6							
Camden City W3 D4	Total	1027	144	14.02	116		7							
Camden City W3 D5	Total	877	116	13.23	103	2	4							
Camden City W3 D6	Total	1107	203	18.34	168	2	15	2						
Camden City W3 D7	Total	1111	165	14.85	138	3	10							
Camden City W3 D8	Total	1194	202	16.92	173	5	2	1						
Camden City W3 D9	Total	1355	225	16.61	197	6	5							
Camden City Ward 3 Mail-In Ballot	Total	0	320	0.00	266	10	14	1						

**Camden City Mayor**

		Registered	Ballots Cast	Turnout (%)	Francisco Frank MORAN	Tirson LAMBERTY	Jerome TAYLOR	Write-In						
Camden City Ward 3 Provisional	Total	0	41	0.00	34		1							
Camden City W3 Emergency Ballots	Total	0	0	0.00										
Camden City Ward 3	Total	9835	1926	19.58	1618	44	70	8						
Camden City W4 D1	Total	894	155	17.34	129		8	2						
Camden City W4 D2	Total	999	123	12.31	105	3	2	1						
Camden City W4 D3	Total	1085	187	17.24	155	1	1							
Camden City W4 D4	Total	1177	137	11.64	110	2	9							
Camden City W4 D5	Total	914	116	12.69	94	1	3	1						
Camden City W4 D6	Total	1157	146	12.62	129	2	2	1						
Camden City W4 D7	Total	1124	165	14.68	140	1	2	2						
Camden City W4 D8	Total	1137	163	14.34	129	10	7							
Camden City W4 D9	Total	1122	184	16.40	150	6	6							
Camden City W4 D10	Total	1024	175	17.09	143	7	8	2						
Camden City Ward 4 Mail-In Ballot	Total	0	260	0.00	218	9	12	1						
Camden City Ward 4 Provisional	Total	0	61	0.00	56	1								
Camden City W4 Emergency Ballots	Total	0	0	0.00										
Camden City Ward 4	Total	10633	1872	17.61	1558	43	60	10						
Camden City	Total	41757	8017	19.20	6426	188	559	44						
Total - TC-Election Day		41757	6490	15.54	5172	143	479	33						
Total - TC-Emergency		41757	0	0.00										
Total - TC-Mail-In Ballot		41757	1297	3.11	1068	40	72	11						
Total - TC-Provisional		41757	230	0.55	186	5	8							
Total - TC-Rejected Ballots		41757	0	0.00										
Contest Total		41757	8017	19.20	6426	188	559	44						

**Camden City Council at Large**

		Registered	Ballots Cast	Turnout (%)	Angel FUENTES	Sheila DAVIS	Curtis JENKINS	Write-In					
Camden City W1 D1	Total	585	78	13.33	70	66	64						
Camden City W1 D2	Total	1258	242	19.24	200	190	182	7					
Camden City W1 D3	Total	998	142	14.23	114	120	117						
Camden City W1 D4	Total	874	132	15.10	100	102	99						
Camden City W1 D5	Total	1208	165	13.66	140	130	133						
Camden City W1 D6	Total	1137	164	14.42	132	132	134	3					
Camden City W1 D7	Total	845	90	10.65	70	69	67						
Camden City W1 D8	Total	931	207	22.23	161	155	149	5					
Camden City W1 D9	Total	1615	223	13.81	170	166	167	2					
Camden City W1 D10	Total	811	116	14.30	90	87	87						
Camden City Ward 1 Mail-In Ballot	Total	0	349	0.00	318	323	313	19					
Camden City Ward 1 Provisional	Total	0	51	0.00	44	43	44						
Camden City W1 Emergency Ballots	Total	0	0	0.00									
Camden City Ward 1	Total	10262	1959	19.09	1609	1583	1556	36					
Camden City W2 D1	Total	677	103	15.21	70	72	71						
Camden City W2 D2	Total	894	141	15.77	102	108	112	8					
Camden City W2 D3	Total	982	280	28.51	215	217	212	3					
Camden City W2 D4	Total	747	118	15.80	95	93	94	2					
Camden City W2 D5	Total	810	120	14.81	98	95	94						
Camden City W2 D6	Total	1474	230	15.60	195	187	190						
Camden City W2 D7	Total	1048	205	19.56	172	173	164						
Camden City W2 D8	Total	1512	234	15.48	185	195	199	1					
Camden City W2 D9	Total	1415	179	12.65	134	143	142						
Camden City W2 D10	Total	760	103	13.55	79	78	79	3					
Camden City W2 D11	Total	708	102	14.41	81	80	80						
Camden City Ward 2 Mail-In Ballot	Total	0	368	0.00	321	318	325	15					
Camden City Ward 2 Provisional	Total	0	77	0.00	55	64	61						
Camden City W2 Emergency Ballots	Total	0	0	0.00									
Camden City Ward 2	Total	11027	2260	20.50	1802	1823	1823	32					
Camden City W3 D1	Total	979	116	11.85	100	97	95	1					
Camden City W3 D2	Total	1335	256	19.18	213	192	195	2					
Camden City W3 D3	Total	850	138	16.24	112	108	110	3					
Camden City W3 D4	Total	1027	144	14.02	111	113	110						
Camden City W3 D5	Total	877	116	13.23	98	96	98						
Camden City W3 D6	Total	1107	203	18.34	166	161	159	5					
Camden City W3 D7	Total	1111	165	14.85	142	131	135						
Camden City W3 D8	Total	1194	202	16.92	169	157	151	8					
Camden City W3 D9	Total	1355	225	16.61	184	165	157						
Camden City Ward 3 Mail-In Ballot	Total	0	320	0.00	281	271	273	2					
Camden City Ward 3 Provisional	Total	0	41	0.00	33	29	31						

**Camden City Council at Large**

		Registered	Ballots Cast	Turnout (%)	Angel FUENTES	Sheila DAVIS	Curtis JENKINS	Write-In					
Camden City W3 Emergency Ballots	Total	0	0	0.00									
Camden City Ward 3	Total	9835	1926	19.58	1609	1520	1514	21					
Camden City W4 D1	Total	894	155	17.34	134	119	121						
Camden City W4 D2	Total	999	123	12.31	101	100	92						
Camden City W4 D3	Total	1085	187	17.24	152	131	130						
Camden City W4 D4	Total	1177	137	11.64	114	110	107						
Camden City W4 D5	Total	914	116	12.69	100	88	88						
Camden City W4 D6	Total	1157	146	12.62	131	114	109						
Camden City W4 D7	Total	1124	165	14.68	141	126	123						
Camden City W4 D8	Total	1137	163	14.34	134	125	128						
Camden City W4 D9	Total	1122	184	16.40	136	130	126						
Camden City W4 D10	Total	1024	175	17.09	154	146	145	8					
Camden City Ward 4 Mail-In Ballot	Total	0	260	0.00	226	218	218	10					
Camden City Ward 4 Provisional	Total	0	61	0.00	53	51	49						
Camden City W4 Emergency Ballots	Total	0	0	0.00									
Camden City Ward 4	Total	10633	1872	17.61	1576	1458	1436	18					
Camden City	Total	41757	8017	19.20	6596	6384	6329	107					
Total - TC-Election Day		41757	6490	15.54	5265	5067	5015	61					
Total - TC-Emergency		41757	0	0.00									
Total - TC-Mail-In Ballot		41757	1297	3.11	1146	1130	1129	46					
Total - TC-Provisional		41757	230	0.55	185	187	185						
Total - TC-Rejected Ballots		41757	0	0.00									
Contest Total		41757	8017	19.20	6596	6384	6329	107					

**Cherry Hill Council**

		Registered	Ballots Cast	Turnout (%)	David FLEISHER	Carole ROSKOPH	Sangeeta DOSHI	Carolyn M. JACOBS	Andrew H. BEHREND	John PAPERKA	Scott COHEN	Joseph RODI, JR.	Write-In	
Cherry Hill Dist 1	Total	1052	387	36.79	222	210	207	215	130	124	126	122	1	
Cherry Hill Dist 2	Total	1181	301	25.49	179	163	158	164	95	90	98	100		
Cherry Hill Dist 3	Total	1571	356	22.66	207	187	183	185	112	117	111	121	2	
Cherry Hill Dist 4	Total	1264	317	25.08	186	175	166	174	111	113	119	113		
Cherry Hill Dist 5	Total	1186	346	29.17	237	222	213	222	78	75	85	72		
Cherry Hill Dist 6	Total	945	265	28.04	152	146	141	150	95	89	91	88		
Cherry Hill Dist 7	Total	1077	316	29.34	209	189	180	192	89	89	86	86	1	
Cherry Hill Dist 8	Total	983	283	28.79	202	184	160	180	58	55	57	56		
Cherry Hill Dist 9	Total	1145	265	23.14	171	160	151	160	75	71	78	75		
Cherry Hill Dist 10	Total	1415	381	26.93	225	217	218	215	124	126	125	124		
Cherry Hill Dist 11	Total	1249	368	29.46	214	217	201	211	117	114	120	117		
Cherry Hill Dist 12	Total	1245	328	26.35	206	189	195	202	101	99	98	96		
Cherry Hill Dist 13	Total	1043	338	32.41	161	157	154	152	145	148	144	149		
Cherry Hill Dist 14	Total	851	313	36.78	172	163	159	165	111	117	115	115		
Cherry Hill Dist 15	Total	1307	306	23.41	195	183	181	177	78	80	83	85		
Cherry Hill Dist 16	Total	797	225	28.23	149	144	139	148	65	61	73	59		
Cherry Hill Dist 17	Total	1251	357	28.54	242	227	223	223	84	82	92	88	1	
Cherry Hill Dist 18	Total	895	233	26.03	135	132	124	132	76	79	80	78		
Cherry Hill Dist 19	Total	939	283	30.14	190	174	172	175	71	74	83	76	1	
Cherry Hill Dist 20	Total	1295	418	32.28	233	220	209	218	144	140	153	145	11	
Cherry Hill Dist 21	Total	1430	347	24.27	205	197	194	191	111	107	109	114	1	
Cherry Hill Dist 22	Total	1080	346	32.04	202	199	187	195	122	113	122	119		
Cherry Hill Dist 23	Total	1390	310	22.30	212	196	193	199	86	82	90	78		
Cherry Hill Dist 24	Total	1208	336	27.81	210	201	188	197	98	92	108	93		
Cherry Hill Dist 25	Total	1050	299	28.48	185	176	168	176	82	82	97	87		
Cherry Hill Dist 26	Total	1455	438	30.10	263	236	231	245	126	134	133	129		
Cherry Hill Dist 27	Total	1079	313	29.01	194	185	184	194	96	98	104	95		
Cherry Hill Dist 28	Total	1334	350	26.24	248	235	230	240	79	76	89	80	1	
Cherry Hill Dist 29	Total	1403	415	29.58	269	241	248	246	129	128	130	127		
Cherry Hill Dist 30	Total	727	238	32.74	174	171	156	176	54	51	61	49	1	
Cherry Hill Dist 31	Total	1306	336	25.73	234	225	219	227	71	66	74	68	3	
Cherry Hill Dist 32	Total	745	165	22.15	110	101	98	108	40	38	37	35		
Cherry Hill Dist 33	Total	1266	386	30.49	234	220	216	223	129	128	128	126	1	
Cherry Hill Dist 34	Total	1290	372	28.84	229	209	197	212	123	123	131	121		
Cherry Hill Dist 35	Total	1288	419	32.53	219	209	210	211	160	149	152	151		
Cherry Hill Dist 36	Total	1185	263	22.19	180	166	156	170	74	70	84	69	2	
Cherry Hill Dist 37	Total	1053	308	29.25	214	195	192	202	77	77	74	70	2	
Cherry Hill Dist 38	Total	847	260	30.70	197	182	178	191	42	42	55	43	1	
Cherry Hill Dist 39	Total	1199	365	30.44	235	220	221	228	102	100	120	105		
Cherry Hill Dist 40	Total	845	258	30.53	172	168	161	166	68	67	79	72		
Cherry Hill Dist 41	Total	895	208	23.24	113	103	94	102	68	69	71	70		
Cherry Hill Dist 42	Total	709	229	32.30	143	147	138	141	68	65	66	60		
Cherry Hill Dist 43	Total	1046	311	29.73	195	178	166	182	109	103	120	107		
Cherry Hill Dist 44	Total	1383	340	24.58	239	209	213	218	85	86	86	87	1	
Cherry Hill Dist 45	Total	1686	408	24.20	270	250	248	252	115	106	115	108		
Cherry Hill Dist 46	Total	1086	244	22.47	118	107	109	113	90	91	95	99		
Cherry Hill Dist 47	Total	990	249	25.15	164	161	156	166	59	54	57	52		
Cherry Hill Dist 48	Total	595	127	21.34	87	83	84	83	25	23	26	21		

**Cherry Hill Council**

		Registered	Ballots Cast	Turnout (%)	David FLEISHER	Carole ROSKOPH	Sangeeta DOSHI	Carolyn M. JACOBS	Andrew H. BEHREND	John PAPEIKA	Scott COHEN	Joseph RODI, JR.	Write-In
Cherry Hill Mail-In Ballot	Total	0	5697	0.00	3811	3703	3608	3778	1672	1620	1753	1654	34
Cherry Hill Provisional	Total	0	344	0.00	211	215	210	214	103	100	106	103	2
Cherry Hill Emergency Ballots	Total	0	0	0.00									
Cherry Hill Twp	Total	54261	21067	38.83	13424	12747	12387	12906	6222	6083	6489	6157	66
Total - TC-Election Day		54261	15026	27.69	9402	8829	8569	8914	4447	4363	4630	4400	30
Total - TC-Emergency		54261	0	0.00									
Total - TC-Mail-In Ballot		54261	5697	10.50	3811	3703	3608	3778	1672	1620	1753	1654	34
Total - TC-Provisional		54261	344	0.63	211	215	210	214	103	100	106	103	2
Total - TC-Rejected Ballots		54261	0	0.00									
Contest Total		54261	21067	38.83	13424	12747	12387	12906	6222	6083	6489	6157	66

**Chesilhurst Council**

		Registered	Ballots Cast	Turnout (%)	Rukiah ALWAN	Jamila ODOM GARNETT	Philip ROBINSON	Timothy M. FLOOD	Write-In					
Chesilhurst Dist 1	Total	1122	310	27.63	187	178	80	75	1					
Chesilhurst Mail-In Ballot	Total	0	93	0.00	49	49	25	26	2					
Chesilhurst Provisional	Total	0	3	0.00	3	3								
Chesilhurst Emergency Ballots	Total	0	0	0.00										
Chesilhurst Borough	Total	1122	406	36.19	239	230	105	101	3					
Total - TC-Election Day		1122	310	27.63	187	178	80	75	1					
Total - TC-Emergency		1122	0	0.00										
Total - TC-Mail-In Ballot		1122	93	8.29	49	49	25	26	2					
Total - TC-Provisional		1122	3	0.27	3	3								
Total - TC-Rejected Ballots		1122	0	0.00										
Contest Total		1122	406	36.19	239	230	105	101	3					

**Clementon Council**

		Registered	Ballots Cast	Turnout (%)	Meghan MILANO	Holly STROBL	Lynn LOFLAND	Gary SAUNDERS	Write-In					
Clementon Dist 1	Total	983	261	26.55	126	117	113	122						
Clementon Dist 2	Total	977	265	27.12	133	119	110	119	1					
Clementon Dist 3	Total	1186	289	24.37	160	149	108	107						
Clementon Mail-In Ballot	Total	0	192	0.00	104	97	80	85						
Clementon Provisional	Total	0	11	0.00	5	5	5	5						
Clementon Emergency Ballots	Total	0	0	0.00										
Clementon Borough	Total	3146	1018	32.36	528	487	416	438	1					
Total - TC-Election Day		3146	815	25.91	419	385	331	348	1					
Total - TC-Emergency		3146	0	0.00										
Total - TC-Mail-In Ballot		3146	192	6.10	104	97	80	85						
Total - TC-Provisional		3146	11	0.35	5	5	5	5						
Total - TC-Rejected Ballots		3146	0	0.00										
Contest Total		3146	1018	32.36	528	487	416	438	1					



**Gibbsboro Council**

		Registered	Ballots Cast	Turnout (%)	John FLYNN	Fred DETERDING	Write-In							
Gibbsboro Dist 1	Total	943	302	32.03	132	141	6							
Gibbsboro Dist 2	Total	785	242	30.83	111	124	7							
Gibbsboro Mail-In Ballot	Total	0	139	0.00	79	83								
Gibbsboro Provisional	Total	0	6	0.00		1								
Gibbsboro Emergency Ballots	Total	0	0	0.00										
Gibbsboro Borough	Total	1728	689	39.87	322	349	13							
Total - TC-Election Day		1728	544	31.48	243	265	13							
Total - TC-Emergency		1728	0	0.00										
Total - TC-Mail-In Ballot		1728	139	8.04	79	83								
Total - TC-Provisional		1728	6	0.35		1								
Total - TC-Rejected Ballots		1728	0	0.00										
Contest Total		1728	689	39.87	322	349	13							

**Gloucester Twp Mayor**

		Registered	Ballots Cast	Turnout (%)	David R. MAYER	Frank J. RADISCH, III	Write-In							
Gloucester Twp Dist 1	Total	664	203	30.57	94	93	1							
Gloucester Twp Dist 2	Total	717	220	30.68	136	77								
Gloucester Twp Dist 3	Total	819	222	27.11	103	111								
Gloucester Twp Dist 4	Total	1065	372	34.93	167	182								
Gloucester Twp Dist 5	Total	1262	343	27.18	215	110								
Gloucester Twp Dist 6	Total	1403	323	23.02	176	122	1							
Gloucester Twp Dist 7	Total	1058	354	33.46	181	157								
Gloucester Twp Dist 8	Total	1122	311	27.72	228	65								
Gloucester Twp Dist 9	Total	1287	380	29.53	193	164								
Gloucester Twp Dist 10	Total	907	252	27.78	108	127								
Gloucester Twp Dist 11	Total	1026	356	34.70	140	206								
Gloucester Twp Dist 12	Total	1181	391	33.11	211	169								
Gloucester Twp Dist 13	Total	1536	305	19.86	188	97	1							
Gloucester Twp Dist 14	Total	1134	307	27.07	234	59								
Gloucester Twp Dist 15	Total	1256	442	35.19	206	217								
Gloucester Twp Dist 16	Total	1141	400	35.06	155	232								
Gloucester Twp Dist 17	Total	2158	417	19.32	286	111	1							
Gloucester Twp Dist 18	Total	1416	352	24.86	241	94								
Gloucester Twp Dist 19	Total	1350	454	33.63	274	161								
Gloucester Twp Dist 20	Total	1208	355	29.39	227	113								
Gloucester Twp Dist 21	Total	713	179	25.11	101	70								
Gloucester Twp Dist 22	Total	879	214	24.35	135	64								
Gloucester Twp Dist 23	Total	1209	340	28.12	262	57								
Gloucester Twp Dist 24	Total	1211	328	27.09	191	125								
Gloucester Twp Dist 25	Total	1174	388	33.05	184	189								
Gloucester Twp Dist 26	Total	924	293	31.71	122	159								
Gloucester Twp Dist 27	Total	986	293	29.72	142	130								
Gloucester Twp Dist 28	Total	1207	248	20.55	167	67								
Gloucester Twp Dist 29	Total	1323	408	30.84	261	133	1							
Gloucester Twp Dist 30	Total	1331	380	28.55	198	166								
Gloucester Twp Dist 31	Total	884	237	26.81	137	91								
Gloucester Twp Dist 32	Total	1239	352	28.41	216	122								
Gloucester Twp Dist 33	Total	1273	386	30.32	260	105								
Gloucester Twp Dist 34	Total	895	235	26.26	158	69								
Gloucester Twp Dist 35	Total	1436	387	26.95	252	110	3							
Gloucester Twp Dist 36	Total	968	331	34.19	154	165								
Gloucester Twp Dist 37	Total	515	102	19.81	89	11								
Gloucester Twp Dist 38	Total	571	148	25.92	104	43								
Gloucester Twp Dist 39	Total	565	144	25.49	75	63								
Gloucester Twp Dist 40	Total	1113	256	23.00	150	91								
Gloucester Twp Mail-In Ballot	Total	0	3534	0.00	2325	1126	4							
Gloucester Twp Provisional	Total	0	191	0.00	124	61								
Gloucester Twp Emergency Ballots	Total	0	0	0.00										
<b>Gloucester Twp</b>	<b>Total</b>	<b>44126</b>	<b>16133</b>	<b>36.56</b>	<b>9570</b>	<b>5884</b>	<b>12</b>							
<b>Total - TC-Election Day</b>		<b>44126</b>	<b>12408</b>	<b>28.12</b>	<b>7121</b>	<b>4697</b>	<b>8</b>							

**Gloucester Twp Mayor**

	Registered	Ballots Cast	Turnout (%)	David R. MAYER	Frank J. RADISCH, III	Write-In							
Total - TC-Emergency	44126	0	0.00										
Total - TC-Mail-In Ballot	44126	3534	8.01	2325	1126	4							
Total - TC-Provisional	44126	191	0.43	124	61								
Total - TC-Rejected Ballots	44126	0	0.00										
Contest Total	44126	16133	36.56	9570	5884	12							

**Gloucester Twp Council**

		Registered	Ballots Cast	Turnout (%)	Michelle L. WINTERS	Scott D. OWENS	Dan HUTCHISON	Peter D. HEINBAUGH	Jennifer O'DONNELL	Rhoda D. MONTANA	Write-In			
Gloucester Twp Dist 1	Total	664	203	30.57	90	88	89	84	90	86				
Gloucester Twp Dist 2	Total	717	220	30.68	126	112	108	74	79	77				
Gloucester Twp Dist 3	Total	819	222	27.11	98	85	92	108	112	103	1			
Gloucester Twp Dist 4	Total	1065	372	34.93	166	149	160	162	177	161	2			
Gloucester Twp Dist 5	Total	1262	343	27.18	207	190	190	102	114	109				
Gloucester Twp Dist 6	Total	1403	323	23.02	178	150	160	117	137	123	1			
Gloucester Twp Dist 7	Total	1058	354	33.46	191	173	173	137	147	141				
Gloucester Twp Dist 8	Total	1122	311	27.72	221	209	201	68	66	62				
Gloucester Twp Dist 9	Total	1287	380	29.53	185	166	182	152	162	152				
Gloucester Twp Dist 10	Total	907	252	27.78	108	104	103	111	120	111				
Gloucester Twp Dist 11	Total	1026	356	34.70	147	137	142	187	196	184				
Gloucester Twp Dist 12	Total	1181	391	33.11	196	179	181	164	178	162				
Gloucester Twp Dist 13	Total	1536	305	19.86	191	177	178	81	92	91				
Gloucester Twp Dist 14	Total	1134	307	27.07	235	219	221	47	57	48				
Gloucester Twp Dist 15	Total	1256	442	35.19	196	178	183	210	220	214	1			
Gloucester Twp Dist 16	Total	1141	400	35.06	166	155	159	205	202	195				
Gloucester Twp Dist 17	Total	2158	417	19.32	274	242	250	108	117	102	4			
Gloucester Twp Dist 18	Total	1416	352	24.86	232	210	209	86	92	86				
Gloucester Twp Dist 19	Total	1350	454	33.63	252	248	241	164	163	155				
Gloucester Twp Dist 20	Total	1208	355	29.39	216	204	207	104	116	105				
Gloucester Twp Dist 21	Total	713	179	25.11	90	79	87	75	79	75				
Gloucester Twp Dist 22	Total	879	214	24.35	126	121	125	66	70	63				
Gloucester Twp Dist 23	Total	1209	340	28.12	253	228	231	56	64	56	1			
Gloucester Twp Dist 24	Total	1211	328	27.09	182	164	162	124	126	122				
Gloucester Twp Dist 25	Total	1174	388	33.05	177	164	168	184	187	181				
Gloucester Twp Dist 26	Total	924	293	31.71	120	113	114	147	151	144				
Gloucester Twp Dist 27	Total	986	293	29.72	136	129	124	133	139	130				
Gloucester Twp Dist 28	Total	1207	248	20.55	166	151	149	63	68	69				
Gloucester Twp Dist 29	Total	1323	408	30.84	249	233	236	131	140	125				
Gloucester Twp Dist 30	Total	1331	380	28.55	203	174	188	148	165	151				
Gloucester Twp Dist 31	Total	884	237	26.81	130	126	124	85	89	83				
Gloucester Twp Dist 32	Total	1239	352	28.41	202	187	190	122	132	122				
Gloucester Twp Dist 33	Total	1273	386	30.32	258	235	238	92	97	89				
Gloucester Twp Dist 34	Total	895	235	26.26	151	139	136	65	72	68				
Gloucester Twp Dist 35	Total	1436	387	26.95	243	217	221	93	106	100	1			
Gloucester Twp Dist 36	Total	968	331	34.19	156	144	151	153	164	153				
Gloucester Twp Dist 37	Total	515	102	19.81	88	80	79	10	10	10				
Gloucester Twp Dist 38	Total	571	148	25.92	103	91	92	41	46	41				
Gloucester Twp Dist 39	Total	565	144	25.49	73	62	63	59	63	63				
Gloucester Twp Dist 40	Total	1113	256	23.00	145	132	136	93	101	93				
Gloucester Twp Mail-In Ballot	Total	0	3534	0.00	2218	2117	2152	1142	1263	1158				
Gloucester Twp Provisional	Total	0	191	0.00	113	113	113	64	68	64	1			
Gloucester Twp Emergency Ballots	Total	0	0	0.00										
Gloucester Twp	Total	44126	16133	36.56	9257	8574	8708	5617	6037	5627	12			
Total - TC-Election Day		44126	12408	28.12	6926	6344	6443	4411	4706	4405	11			

**Gloucester Twp Council**

	Registered	Ballots Cast	Turnout (%)	Michelle L. WINTERS	Scott D. OWENS	Dan HUTCHISON	Peter D. HEINBAUGH	Jennifer O'DONNELL	Rhoda D. MONTANA	Write-In			
Total - TC-Emergency	44126	0	0.00										
Total - TC-Mail-In Ballot	44126	3534	8.01	2218	2117	2152	1142	1263	1158				
Total - TC-Provisional	44126	191	0.43	113	113	113	64	68	64	1			
Total - TC-Rejected Ballots	44126	0	0.00										
Contest Total	44126	16133	36.56	9257	8574	8708	5617	6037	5627	12			

**Haddon Heights Council UNEX**

		Registered	Ballots Cast	Turnout (%)	SCOTT SCHREIBER	MIKE GATTI	Write-In							
Haddon Heights Dist 1	Total	757	314	41.48	160	133								
Haddon Heights Dist 2	Total	671	242	36.07	146	82								
Haddon Heights Dist 3	Total	1070	446	41.68	231	193								
Haddon Heights Dist 4	Total	642	234	36.45	91	123	1							
Haddon Heights Dist 5	Total	933	389	41.69	238	134								
Haddon Heights Dist 6	Total	930	373	40.11	199	151								
Haddon Heights Dist 7	Total	954	369	38.68	196	155	1							
Haddon Heights Mail-In Ballot	Total	0	654	0.00	393	239								
Haddon Heights Provisional	Total	0	31	0.00	22	6								
Haddon Heights Emergency Ballots	Total	0	0	0.00										
Haddon Heights Borough	Total	5957	3052	51.23	1676	1216	2							
Total - TC-Election Day		5957	2367	39.73	1261	971	2							
Total - TC-Emergency		5957	0	0.00										
Total - TC-Mail-In Ballot		5957	654	10.98	393	239								
Total - TC-Provisional		5957	31	0.52	22	6								
Total - TC-Rejected Ballots		5957	0	0.00										
Contest Total		5957	3052	51.23	1676	1216	2							

**Haddon Heights Council**

		Registered	Ballots Cast	Turnout (%)	Stephanie MADDEN	Christopher MROZINSKI	Kathy LANGE	Richard KINKLER	Write-In				
Haddon Heights Dist 1	Total	757	314	41.48	164	151	149	135					
Haddon Heights Dist 2	Total	671	242	36.07	147	134	94	88					
Haddon Heights Dist 3	Total	1070	446	41.68	221	198	229	212					
Haddon Heights Dist 4	Total	642	234	36.45	98	83	136	125					
Haddon Heights Dist 5	Total	933	389	41.69	223	212	164	147					
Haddon Heights Dist 6	Total	930	373	40.11	197	181	179	156					
Haddon Heights Dist 7	Total	954	369	38.68	188	175	183	169					
Haddon Heights Mail-In Ballot	Total	0	654	0.00	389	365	274	248					
Haddon Heights Provisional	Total	0	31	0.00	23	21	7	4					
Haddon Heights Emergency Ballots	Total	0	0	0.00									
Haddon Heights Borough	Total	5957	3052	51.23	1650	1520	1415	1284					
Total - TC-Election Day		5957	2367	39.73	1238	1134	1134	1032					
Total - TC-Emergency		5957	0	0.00									
Total - TC-Mail-In Ballot		5957	654	10.98	389	365	274	248					
Total - TC-Provisional		5957	31	0.52	23	21	7	4					
Total - TC-Rejected Ballots		5957	0	0.00									
Contest Total		5957	3052	51.23	1650	1520	1415	1284					

**Hi-Nella Council**

		Registered	Ballots Cast	Turnout (%)	Cindy MC COY	Write-In	Neil Diamond							
Hi-Nella Dist 1	Total	603	137	22.72	98	9	2							
Hi Nella Mail-In Ballot	Total	0	27	0.00	23	2								
Hi Nella Provisional	Total	0	0	0.00										
Hi Nella Emergency Ballots	Total	0	0	0.00										
Hi-Nella Borough	Total	603	164	27.20	121	11	2							
Total - TC-Election Day		603	137	22.72	98	9	2							
Total - TC-Emergency		603	0	0.00										
Total - TC-Mail-In Ballot		603	27	4.48	23	2								
Total - TC-Provisional		603	0	0.00										
Total - TC-Rejected Ballots		603	0	0.00										
Contest Total		603	164	27.20	121	11	2							



**Laurel Springs Council**

		Registered	Ballots Cast	Turnout (%)	Joseph CRUZ	Write-In	Doug Delpidi 0						
Laurel Springs Dist 1	Total	634	252	39.75	166	18	17						
Laurel Springs Dist 2	Total	771	319	41.37	208	46	29						
Laurel Springs Mail-In Ballot	Total	0	98	0.00	59	9							
Laurel Springs Provisional	Total	0	4	0.00	4								
Laurel Springs Emergency Ballots	Total	0	0	0.00									
Laurel Springs Borough	Total	1405	673	47.90	437	73	46						
Total - TC-Election Day		1405	571	40.64	374	64	46						
Total - TC-Emergency		1405	0	0.00									
Total - TC-Mail-In Ballot		1405	98	6.98	59	9							
Total - TC-Provisional		1405	4	0.28	4								
Total - TC-Rejected Ballots		1405	0	0.00									
Contest Total		1405	673	47.90	437	73	46						

**Lawnside Council**

		Registered	Ballots Cast	Turnout (%)	Clifford L. STILL	Rhonda WARDLOW-HURLEY	Write-In							
Lawnside Dist 1	Total	1113	437	39.26	385	367	2							
Lawnside Dist 2	Total	1160	391	33.71	346	312	7							
Lawnside Mail-In Ballot	Total	0	133	0.00	121	106	3							
Lawnside Provisional	Total	0	7	0.00	6	4								
Lawnside Emergency Ballots	Total	0	0	0.00										
Lawnside Borough	Total	2273	968	42.59	858	789	12							
Total - TC-Election Day		2273	828	36.43	731	679	9							
Total - TC-Emergency		2273	0	0.00										
Total - TC-Mail-In Ballot		2273	133	5.85	121	106	3							
Total - TC-Provisional		2273	7	0.31	6	4								
Total - TC-Rejected Ballots		2273	0	0.00										
Contest Total		2273	968	42.59	858	789	12							

**Lindenwold Council**

		Registered	Ballots Cast	Turnout (%)	Linda M. HESS	Sandra SINON	Write-In							
Lindenwold Dist 1	Total	1310	319	24.35	231	217	5							
Lindenwold Dist 2	Total	1147	256	22.32	190	180	2							
Lindenwold Dist 3	Total	915	266	29.07	184	178	4							
Lindenwold Dist 4	Total	1409	319	22.64	242	227	2							
Lindenwold Dist 5	Total	1280	209	16.33	186	173	3							
Lindenwold Dist 6	Total	1245	312	25.06	269	263								
Lindenwold Dist 7	Total	787	105	13.34	86	83	1							
Lindenwold Dist 8	Total	1329	259	19.49	199	186								
Lindenwold Dist 9	Total	655	203	30.99	154	145	3							
Lindenwold Mail-In Ballot	Total	0	543	0.00	411	414	15							
Lindenwold Provisional	Total	0	30	0.00	27	27								
Lindenwold Emergency Ballots	Total	0	0	0.00										
Lindenwold Borough	Total	10077	2821	27.99	2179	2093	35							
Total - TC-Election Day		10077	2248	22.31	1741	1652	20							
Total - TC-Emergency		10077	0	0.00										
Total - TC-Mail-In Ballot		10077	543	5.39	411	414	15							
Total - TC-Provisional		10077	30	0.30	27	27								
Total - TC-Rejected Ballots		10077	0	0.00										
Contest Total		10077	2821	27.99	2179	2093	35							

**Magnolia Council**

		Registered	Ballots Cast	Turnout (%)	Mary F. MARTZ	Steven WHALEN	Write-In							
Magnolia Dist 1	Total	815	239	29.33	190	183	4							
Magnolia Dist 2	Total	643	192	29.86	137	135	2							
Magnolia Dist 3	Total	774	208	26.87	147	149	2							
Magnolia Dist 4	Total	783	259	33.08	199	193	5							
Magnolia Mail-In Ballot	Total	0	168	0.00	114	119	3							
Magnolia Provisional	Total	0	16	0.00	9	9								
Magnolia Emergency Ballots	Total	0	0	0.00										
Magnolia Borough	Total	3015	1082	35.89	796	788	16							
Total - TC-Election Day		3015	898	29.78	673	660	13							
Total - TC-Emergency		3015	0	0.00										
Total - TC-Mail-In Ballot		3015	168	5.57	114	119	3							
Total - TC-Provisional		3015	16	0.53	9	9								
Total - TC-Rejected Ballots		3015	0	0.00										
Contest Total		3015	1082	35.89	796	788	16							

**Merchantville Council**

		Registered	Ballots Cast	Turnout (%)	Andrew O. MC LOONE	Katherine E. SWANN	Write-In						
Merchantville Dist 1	Total	1175	375	31.91	244	238	6						
Merchantville Dist 2	Total	726	251	34.57	174	170	3						
Merchantville Dist 3	Total	776	185	23.84	132	125	7						
Merchantville Mail-In Ballot	Total	0	182	0.00	140	133	5						
Merchantville Provisional	Total	0	17	0.00	13	11	1						
Merchantville Emergency Ballots	Total	0	0	0.00									
Merchantville Borough	Total	2677	1010	37.73	703	677	22						
Total - TC-Election Day		2677	811	30.30	550	533	16						
Total - TC-Emergency		2677	0	0.00									
Total - TC-Mail-In Ballot		2677	182	6.80	140	133	5						
Total - TC-Provisional		2677	17	0.64	13	11	1						
Total - TC-Rejected Ballots		2677	0	0.00									
Contest Total		2677	1010	37.73	703	677	22						

**Oaklyn Council**

		Registered	Ballots Cast	Turnout (%)	Dorothy VALIANTI	Charles LEHMAN	Write-In						
Oaklyn Dist 1	Total	654	247	37.77	185	180	4						
Oaklyn Dist 2	Total	817	223	27.29	160	157	1						
Oaklyn Dist 3	Total	744	219	29.44	159	149	7						
Oaklyn Dist 4	Total	706	278	39.38	202	217	1						
Oaklyn Mail-In Ballot	Total	0	163	0.00	112	114	3						
Oaklyn Provisional	Total	0	14	0.00	10	10							
Oaklyn Emergency Ballots	Total	0	0	0.00									
Oaklyn Borough	Total	2921	1144	39.16	828	827	16						
Total - TC-Election Day		2921	967	33.11	706	703	13						
Total - TC-Emergency		2921	0	0.00									
Total - TC-Mail-In Ballot		2921	163	5.58	112	114	3						
Total - TC-Provisional		2921	14	0.48	10	10							
Total - TC-Rejected Ballots		2921	0	0.00									
Contest Total		2921	1144	39.16	828	827	16						

**Pennsauken Twp Committee UNEX**

		Registered	Ballots Cast	Turnout (%)	Ball ORTH	Write-In							
Pennsauken Dist 1	Total	1086	248	22.84	205	1							
Pennsauken Dist 2	Total	1564	391	25.00	348	3							
Pennsauken Dist 3	Total	1037	319	30.76	241	1							
Pennsauken Dist 4	Total	1416	322	22.74	248	1							
Pennsauken Dist 5	Total	767	261	34.03	174	4							
Pennsauken Dist 6	Total	1062	341	32.11	230	5							
Pennsauken Dist 7	Total	1317	306	23.23	233	3							
Pennsauken Dist 8	Total	913	253	27.71	194								
Pennsauken Dist 9	Total	950	177	18.63	133	1							
Pennsauken Dist 10	Total	887	286	32.24	218	3							
Pennsauken Dist 11	Total	977	318	32.55	226	2							
Pennsauken Dist 12	Total	835	211	25.27	175	2							
Pennsauken Dist 13	Total	957	301	31.45	224	3							
Pennsauken Dist 14	Total	1050	299	28.48	243	3							
Pennsauken Dist 15	Total	1208	255	21.11	196								
Pennsauken Dist 16	Total	775	170	21.94	141								
Pennsauken Dist 17	Total	1232	315	25.57	230	1							
Pennsauken Dist 18	Total	1287	397	30.85	278	3							
Pennsauken Dist 19	Total	640	170	26.56	137	2							
Pennsauken Dist 20	Total	811	221	27.25	197	2							
Pennsauken Dist 21	Total	721	192	26.63	142	2							
Pennsauken Dist 22	Total	812	273	33.62	206								
Pennsauken Dist 23	Total	812	231	28.45	170	2							
Pennsauken Dist 24	Total	627	121	19.30	101	1							
Pennsauken Mail-In Ballot	Total	0	1277	0.00	1005	18							
Pennsauken Provisional	Total	0	91	0.00	70								
Pennsauken Emergency Ballots	Total	0	0	0.00									
Pennsauken Twp	Total	23743	7746	32.62	5965	63							
Total - TC-Election Day		23743	6378	26.86	4890	45							
Total - TC-Emergency		23743	0	0.00									
Total - TC-Mail-In Ballot		23743	1277	5.38	1005	18							
Total - TC-Provisional		23743	91	0.38	70								
Total - TC-Rejected Ballots		23743	0	0.00									
Contest Total		23743	7746	32.62	5965	63							

**Pennsauken Twp. Committee**

		Registered	Ballots Cast	Turnout (%)	Betsy MC BRIDE	Jack KILLION	Vincent SQUIRE	William FINNEGAN	Write-In					
Pennsauken Dist 1	Total	1086	248	22.84	182	171	44	24						
Pennsauken Dist 2	Total	1564	391	25.00	315	307	30	31	1					
Pennsauken Dist 3	Total	1037	319	30.76	209	221	51	51	1					
Pennsauken Dist 4	Total	1416	322	22.74	230	209	53	25						
Pennsauken Dist 5	Total	767	261	34.03	161	141	58	57	3					
Pennsauken Dist 6	Total	1062	341	32.11	213	227	69	52						
Pennsauken Dist 7	Total	1317	306	23.23	199	183	61	50	1					
Pennsauken Dist 8	Total	913	253	27.71	179	179	47	35	1					
Pennsauken Dist 9	Total	950	177	18.63	115	107	36	31	3					
Pennsauken Dist 10	Total	887	286	32.24	189	192	53	42						
Pennsauken Dist 11	Total	977	318	32.55	199	186	73	63	3					
Pennsauken Dist 12	Total	835	211	25.27	147	132	34	35						
Pennsauken Dist 13	Total	957	301	31.45	203	184	60	63						
Pennsauken Dist 14	Total	1050	299	28.48	240	207	36	30	1					
Pennsauken Dist 15	Total	1208	255	21.11	183	180	32	25						
Pennsauken Dist 16	Total	775	170	21.94	133	118	19	10						
Pennsauken Dist 17	Total	1232	315	25.57	206	201	60	32						
Pennsauken Dist 18	Total	1287	397	30.85	248	233	80	92	4					
Pennsauken Dist 19	Total	640	170	26.56	117	107	27	24						
Pennsauken Dist 20	Total	811	221	27.25	194	176	12	14	1					
Pennsauken Dist 21	Total	721	192	26.63	128	121	30	24	1					
Pennsauken Dist 22	Total	812	273	33.62	196	180	47	18						
Pennsauken Dist 23	Total	812	231	28.45	161	145	38	32						
Pennsauken Dist 24	Total	627	121	19.30	91	90	9	16						
Pennsauken Mail-In Ballot	Total	0	1277	0.00	932	891	248	207	10					
Pennsauken Provisional	Total	0	91	0.00	60	62	12	16						
Pennsauken Emergency Ballots	Total	0	0	0.00										
Pennsauken Twp	Total	23743	7746	32.62	5430	5150	1319	1099	30					
Total - TC-Election Day		23743	6378	26.86	4438	4197	1059	876	20					
Total - TC-Emergency		23743	0	0.00										
Total - TC-Mail-In Ballot		23743	1277	5.38	932	891	248	207	10					
Total - TC-Provisional		23743	91	0.38	60	62	12	16						
Total - TC-Rejected Ballots		23743	0	0.00										
Contest Total		23743	7746	32.62	5430	5150	1319	1099	30					



**Pine Hill Council**

		Registered	Ballots Cast	Turnout (%)	Charles W. JAXEL, JR.	Patricia L. CORRY-GAFT	Martin MENDETTA	Write-In						
Pine Hill Dist 1	Total	942	268	28.45	205	205	22	2						
Pine Hill Dist 2	Total	1160	312	26.90	182	185	62	2						
Pine Hill Dist 3	Total	1164	302	25.95	204	201	42	2						
Pine Hill Dist 4	Total	1239	265	21.39	197	195	20	3						
Pine Hill Dist 5	Total	1230	336	27.32	218	215	43	4						
Pine Hill Dist 6	Total	893	144	16.13	97	92	36	2						
Pine Hill Mail-In Ballot	Total	0	401	0.00	264	282	70	2						
Pine Hill Provisional	Total	0	22	0.00	19	19	3							
Pine Hill Emergency Ballots	Total	0	0	0.00										
Pine Hill Borough	Total	6628	2050	30.93	1386	1394	298	17						
Total - TC-Election Day		6628	1627	24.55	1103	1093	225	15						
Total - TC-Emergency		6628	0	0.00										
Total - TC-Mail-In Ballot		6628	401	6.05	264	282	70	2						
Total - TC-Provisional		6628	22	0.33	19	19	3							
Total - TC-Rejected Ballots		6628	0	0.00										
Contest Total		6628	2050	30.93	1386	1394	298	17						

**Runnemed Council**

		Registered	Ballots Cast	Turnout (%)	Patricia TARTAGLIA-PASSIO	John RANIERI	Write-In							
Runnemed Dist 1	Total	722	188	26.04	122	115	7							
Runnemed Dist 2	Total	979	239	24.41	163	163	3							
Runnemed Dist 3	Total	715	152	21.26	108	100	2							
Runnemed Dist 4	Total	880	223	25.34	140	142	6							
Runnemed Dist 5	Total	1309	274	20.93	189	183	1							
Runnemed Dist 6	Total	1084	300	27.68	176	176	9							
Runnemed Mail-In Ballot	Total	0	454	0.00	312	315	7							
Runnemed Provisional	Total	0	13	0.00	7	6								
Runnemed Emergency Ballots	Total	0	0	0.00										
Runnemed Borough	Total	5689	1843	32.40	1217	1200	35							
Total - TC-Election Day		5689	1376	24.19	898	879	28							
Total - TC-Emergency		5689	0	0.00										
Total - TC-Mail-In Ballot		5689	454	7.98	312	315	7							
Total - TC-Provisional		5689	13	0.23	7	6								
Total - TC-Rejected Ballots		5689	0	0.00										
Contest Total		5689	1843	32.40	1217	1200	35							

**Somerdale Council**

		Registered	Ballots Cast	Turnout (%)	Larry SEFCHICK	James J. PERRY	Write-In							
Somerdale Dist 1	Total	1420	386	27.18	279	286	4							
Somerdale Dist 2	Total	760	196	25.79	151	150								
Somerdale Dist 3	Total	762	255	33.46	196	197	2							
Somerdale Dist 4	Total	817	242	29.62	181	175								
Somerdale Mail-In Ballot	Total	0	233	0.00	188	189	1							
Somerdale Provisional	Total	0	12	0.00	11	10								
Somerdale Emergency Ballots	Total	0	0	0.00										
Somerdale Borough	Total	3759	1324	35.22	1006	1007	7							
Total - TC-Election Day		3759	1079	28.70	807	808	6							
Total - TC-Emergency		3759	0	0.00										
Total - TC-Mail-In Ballot		3759	233	6.20	188	189	1							
Total - TC-Provisional		3759	12	0.32	11	10								
Total - TC-Rejected Ballots		3759	0	0.00										
Contest Total		3759	1324	35.22	1006	1007	7							

**Stratford Council**

		Registered	Ballots Cast	Turnout (%)	Harry "Tom" COLLINS	Pat GILLIGAN	John D. DUDLEY	David GRAY	Write-In					
Stratford Dist 1	Total	570	208	36.49	106	100	90	96						
Stratford Dist 2	Total	885	265	29.94	155	159	95	96	3					
Stratford Dist 3	Total	805	226	28.07	135	139	70	79						
Stratford Dist 4	Total	1017	312	30.68	175	170	117	125	2					
Stratford Dist 5	Total	612	131	21.41	85	82	35	39						
Stratford Dist 6	Total	815	279	34.23	177	160	91	108						
Stratford Mail-In Ballot	Total	0	383	0.00	239	233	120	142	2					
Stratford Provisional	Total	0	16	0.00	8	6	8	6						
Stratford Emergency Ballots	Total	0	0	0.00										
Stratford Borough	Total	4704	1820	38.69	1080	1049	626	691	7					
Total - TC-Election Day		4704	1421	30.21	833	810	498	543	5					
Total - TC-Emergency		4704	0	0.00										
Total - TC-Mail-In Ballot		4704	383	8.14	239	233	120	142	2					
Total - TC-Provisional		4704	16	0.34	8	6	8	6						
Total - TC-Rejected Ballots		4704	0	0.00										
Contest Total		4704	1820	38.69	1080	1049	626	691	7					

**Tavistock Commissioners**

		Registered	Ballots Cast	Turnout (%)	John J. AGLIALORO	Joan P. CARTER	Joseph A. DEL DUCA	Write-In						
Tavistock Dist 1	Total	9	0	0.00										
Tavistock Mail-In Ballot	Total	0	3	0.00	3	3	3							
Tavistock Provisional	Total	0	0	0.00										
Tavistock Emergency Ballots	Total	0	0	0.00										
Tavistock Borough	Total	9	3	33.33	3	3	3							
Total - TC-Election Day		9	0	0.00										
Total - TC-Emergency		9	0	0.00										
Total - TC-Mail-In Ballot		9	3	33.33	3	3	3							
Total - TC-Provisional		9	0	0.00										
Total - TC-Rejected Ballots		9	0	0.00										
Contest Total		9	3	33.33	3	3	3							

**Voorhees Twp. Committee**

		Registered	Ballots Cast	Turnout (%)	Michael R. MIGNOGNA	Harry A. PLATT	Carmine D. VALENTINO	Lisa DE AUGUSTINE	Write-In				
Voorhees Dist 1	Total	1404	401	28.56	247	237	130	140					
Voorhees Dist 2	Total	1297	417	32.15	244	236	156	154	1				
Voorhees Dist 3	Total	1270	372	29.29	226	218	136	133					
Voorhees Dist 4	Total	1162	203	17.47	136	130	55	49					
Voorhees Dist 5	Total	1312	344	26.22	265	253	65	64					
Voorhees Dist 6	Total	1302	355	27.27	187	184	153	155					
Voorhees Dist 7	Total	757	234	30.91	141	138	87	89					
Voorhees Dist 8	Total	1534	375	24.45	256	257	103	104					
Voorhees Dist 9	Total	1353	411	30.38	224	213	174	176					
Voorhees Dist 10	Total	987	294	29.79	189	182	96	94					
Voorhees Dist 11	Total	1012	312	30.83	160	152	144	147					
Voorhees Dist 12	Total	979	266	27.17	150	144	110	106	1				
Voorhees Dist 13	Total	1335	381	28.54	260	254	91	94					
Voorhees Dist 14	Total	861	257	29.85	156	148	93	96					
Voorhees Dist 15	Total	1232	339	27.52	198	194	132	137	1				
Voorhees Dist 16	Total	833	241	28.93	123	127	110	106					
Voorhees Dist 17	Total	760	274	36.05	191	198	70	69					
Voorhees Dist 18	Total	1157	222	19.19	176	171	37	37					
Voorhees Dist 19	Total	997	253	25.38	155	156	78	81					
Voorhees Mail-In Ballot	Total	0	2051	0.00	1337	1292	675	675					
Voorhees Provisional	Total	0	137	0.00	83	81	42	44					
Voorhees Emergency Ballots	Total	0	0	0.00									
Voorhees Twp	Total	21544	8139	37.78	5104	4965	2737	2750	3				
Total - TC-Election Day		21544	5951	27.62	3684	3592	2020	2031	3				
Total - TC-Emergency		21544	0	0.00									
Total - TC-Mail-In Ballot		21544	2051	9.52	1337	1292	675	675					
Total - TC-Provisional		21544	137	0.64	83	81	42	44					
Total - TC-Rejected Ballots		21544	0	0.00									
Contest Total		21544	8139	37.78	5104	4965	2737	2750	3				

**Waterford Twp. Committee**

		Registered	Ballots Cast	Turnout (%)	Rick YEATMAN, SR.	Howard WILSON	Ralph A. FERGUSON	Rita M. HANNA	Andrew L. WADE	Write-In				
Waterford Dist 1	Total	1020	334	32.75	120	121	129	128	108	2				
Waterford Dist 2	Total	1220	371	30.41	168	162	133	137	97					
Waterford Dist 3	Total	1055	287	27.20	96	100	90	100	111	3				
Waterford Dist 4	Total	875	327	37.37	79	88	147	160	111					
Waterford Dist 5	Total	1023	245	23.95	109	101	84	87	62	1				
Waterford Dist 6	Total	1030	332	32.23	94	88	140	150	114	3				
Waterford Dist 7	Total	1151	354	30.76	113	105	143	154	127	1				
Waterford Dist 8	Total	306	109	35.62	41	34	37	44	39	2				
Waterford Mail-In Ballot	Total	0	617	0.00	303	289	218	212	127	6				
Waterford Provisional	Total	0	38	0.00	16	17	16	14	7					
Waterford Emergency Ballots	Total	0	0	0.00										
<b>Waterford Twp</b>	<b>Total</b>	<b>7680</b>	<b>3014</b>	<b>39.24</b>	<b>1139</b>	<b>1105</b>	<b>1137</b>	<b>1186</b>	<b>903</b>	<b>18</b>				
Total - TC-Election Day		7680	2359	30.72	820	799	903	960	769	12				
Total - TC-Emergency		7680	0	0.00										
Total - TC-Mail-In Ballot		7680	617	8.03	303	289	218	212	127	6				
Total - TC-Provisional		7680	38	0.49	16	17	16	14	7					
Total - TC-Rejected Ballots		7680	0	0.00										
<b>Contest Total</b>		<b>7680</b>	<b>3014</b>	<b>39.24</b>	<b>1139</b>	<b>1105</b>	<b>1137</b>	<b>1186</b>	<b>903</b>	<b>18</b>				

**Winslow Twp. Committee Ward 1**

		Registered	Ballots Cast	Turnout (%)	Edward PLECZYNSKI	Jeffrey J. FORTUNE	Write-In						
Winslow W1 D1	Total	1037	380	36.64	170	186							
Winslow W1 D2	Total	1184	304	25.68	136	158							
Winslow W1 D3	Total	765	246	32.16	118	114							
Winslow W1 D4	Total	1355	403	29.74	234	154							
Winslow W1 D5	Total	1272	398	31.29	217	167	1						
Winslow W1 D6	Total	707	206	29.14	149	48							
Winslow Ward 1 Mail-In Ballot	Total	0	609	0.00	320	264							
Winslow Ward 1 Provisional	Total	0	29	0.00	19	9							
Winslow W1 Emergency Ballots	Total	0	0	0.00									
Winslow Ward 1	Total	6320	2575	40.74	1363	1100	1						
Winslow Twp	Total	6320	2575	40.74	1363	1100	1						
Total - TC-Election Day		6320	1937	30.65	1024	827	1						
Total - TC-Emergency		6320	0	0.00									
Total - TC-Mail-In Ballot		6320	609	9.64	320	264							
Total - TC-Provisional		6320	29	0.46	19	9							
Total - TC-Rejected Ballots		6320	0	0.00									
Contest Total		6320	2575	40.74	1363	1100	1						



**Winslow Twp Committee Ward 2 UNEX**

		Registered	Ballots Cast	Turnout (%)	Carlos A. VASCOS	Write-In								
Winslow W2 D1	Total	1582	493	31.16	417	2								
Winslow W2 D2	Total	883	266	30.12	156	2								
Winslow W2 D3	Total	1573	465	29.56	293	1								
Winslow W2 D4	Total	1139	382	33.54	267	2								
Winslow W2 D5	Total	891	260	29.18	132	6								
Winslow W2 D6	Total	966	285	29.50	251									
Winslow Ward 2 Mail-In Ballot	Total	0	498	0.00	350	5								
Winslow Ward 2 Provisional	Total	0	40	0.00	29									
Winslow W2 Mail-In Ballot Rejected	Total	0	0	0.00										
Winslow W2 Provisional Rejected	Total	0	0	0.00										
Winslow W2 Emergency Ballots	Total	0	0	0.00										
Winslow Ward 2	Total	7034	2689	38.23	1895	18								
Winslow Twp	Total	7034	2689	38.23	1895	18								
Total - TC-Election Day		7034	2151	30.58	1516	13								
Total - TC-Emergency		7034	0	0.00										
Total - TC-Mail-In Ballot		7034	498	7.08	350	5								
Total - TC-Provisional		7034	40	0.57	29									
Total - TC-Rejected Ballots		7034	0	0.00										
Contest Total		7034	2689	38.23	1895	18								

**Public Question #1**

		Registered	Ballots Cast	Turnout (%)	Yes	No							
Audubon Boro Dist 1	Total	787	219	27.83	112	72							
Audubon Boro Dist 2	Total	606	277	45.71	157	64							
Audubon Boro Dist 3	Total	985	336	34.11	174	86							
Audubon Boro Dist 4	Total	632	236	37.34	105	85							
Audubon Boro Dist 5	Total	925	304	32.86	176	88							
Audubon Boro Dist 6	Total	1071	383	35.76	214	116							
Audubon Boro Dist 7	Total	682	259	37.98	126	74							
Audubon Boro Dist 8	Total	855	298	34.85	129	94							
Audubon Boro Mail-In Ballot	Total	0	476	0.00	209	146							
Audubon Boro Provisional	Total	0	34	0.00	17	9							
Audubon Boro Emergency Ballots	Total	0	0	0.00									
<b>Audubon Borough</b>	<b>Total</b>	<b>6543</b>	<b>2822</b>	<b>43.13</b>	<b>1419</b>	<b>834</b>							
Audubon Park Dist 1	Total	771	256	33.20	99	82							
Audubon Park Mail-In Ballot	Total	0	28	0.00	10	10							
Audubon Park Provisional	Total	0	3	0.00	1	1							
Audubon Park Emergency Ballots	Total	0	0	0.00									
<b>Audubon Park Borough</b>	<b>Total</b>	<b>771</b>	<b>287</b>	<b>37.22</b>	<b>110</b>	<b>93</b>							
Barrington Dist 1	Total	1180	400	33.90	213	137							
Barrington Dist 2	Total	835	236	28.26	133	66							
Barrington Dist 3	Total	986	304	30.83	152	108							
Barrington Dist 4	Total	1360	321	23.60	144	112							
Barrington Dist 5	Total	544	186	34.19	103	56							
Barrington Mail-In Ballot	Total	0	401	0.00	207	105							
Barrington Provisional	Total	0	33	0.00	19	5							
Barrington Emergency Ballots	Total	0	0	0.00									
<b>Barrington Borough</b>	<b>Total</b>	<b>4905</b>	<b>1881</b>	<b>38.35</b>	<b>971</b>	<b>589</b>							
Bellmawr Dist 1	Total	1345	383	28.48	157	133							
Bellmawr Dist 2	Total	1233	318	25.79	145	102							
Bellmawr Dist 3	Total	1112	283	25.45	122	92							
Bellmawr Dist 4	Total	986	261	26.47	105	88							
Bellmawr Dist 5	Total	983	231	23.50	115	67							
Bellmawr Dist 6	Total	1097	338	30.81	143	124							
Bellmawr Dist 7	Total	916	239	26.09	104	70							
Bellmawr Mail-In Ballot	Total	0	540	0.00	228	142							
Bellmawr Provisional	Total	0	24	0.00	11	4							
Bellmawr Emergency Ballots	Total	0	0	0.00									
<b>Bellmawr Borough</b>	<b>Total</b>	<b>7672</b>	<b>2617</b>	<b>34.11</b>	<b>1130</b>	<b>822</b>							
Berlin Boro Dist 1	Total	889	241	27.11	107	75							
Berlin Boro Dist 2	Total	1283	423	32.97	185	173							

**Public Question #1**

		Registered	Ballots Cast	Turnout (%)	Yes	No								
Berlin Boro Dist 3	Total	1323	400	30.23	166	151								
Berlin Boro Dist 4	Total	1227	367	29.91	153	151								
Berlin Boro Dist 5	Total	631	193	30.59	80	76								
Berlin Boro Mail-In Ballot	Total	0	468	0.00	194	168								
Berlin Boro Provisional	Total	0	23	0.00	8	4								
Berlin Boro Emergency Ballots	Total	0	0	0.00										
<b>Berlin Borough</b>	<b>Total</b>	<b>5353</b>	<b>2115</b>	<b>39.51</b>	<b>893</b>	<b>798</b>								
Berlin Twp Dist 1	Total	1378	386	28.01	190	112								
Berlin Twp Dist 2	Total	661	193	29.20	104	53								
Berlin Twp Dist 3	Total	621	147	23.67	63	54								
Berlin Twp Dist 4	Total	1191	280	23.51	128	96								
Berlin Twp Mail-In Ballot	Total	0	326	0.00	184	79								
Berlin Twp Provisional	Total	0	16	0.00	6	6								
Berlin Twp Emergency Ballots	Total	0	0	0.00										
<b>Berlin Township</b>	<b>Total</b>	<b>3851</b>	<b>1348</b>	<b>35.00</b>	<b>675</b>	<b>400</b>								
Brooklawn Dist 1	Total	1254	349	27.83	190	112								
Brooklawn Mail-In Ballot	Total	0	49	0.00	24	19								
Brooklawn Provisional	Total	0	2	0.00										
Brooklawn Emergency Ballots	Total	0	0	0.00										
<b>Brooklawn Borough</b>	<b>Total</b>	<b>1254</b>	<b>400</b>	<b>31.90</b>	<b>214</b>	<b>131</b>								
Camden City W1 D1	Total	585	78	13.33	30	1								
Camden City W1 D2	Total	1258	242	19.24	45	15								
Camden City W1 D3	Total	998	142	14.23	49	6								
Camden City W1 D4	Total	874	132	15.10	39	7								
Camden City W1 D5	Total	1208	165	13.66	42	12								
Camden City W1 D6	Total	1137	164	14.42	57	8								
Camden City W1 D7	Total	845	90	10.65	23	2								
Camden City W1 D8	Total	931	207	22.23	66	13								
Camden City W1 D9	Total	1615	223	13.81	80	15								
Camden City W1 D10	Total	811	116	14.30	42	13								
Camden City Ward 1 Mail-In Ballot	Total	0	349	0.00	189	31								
Camden City Ward 1 Provisional	Total	0	51	0.00	12	1								
Camden City W1 Emergency Ballots	Total	0	0	0.00										
<b>Camden City Ward 1</b>	<b>Total</b>	<b>10262</b>	<b>1959</b>	<b>19.09</b>	<b>674</b>	<b>124</b>								
Camden City W2 D1	Total	677	103	15.21	29	12								
Camden City W2 D2	Total	894	141	15.77	67	16								
Camden City W2 D3	Total	982	280	28.51	102	25								
Camden City W2 D4	Total	747	118	15.80	44	6								
Camden City W2 D5	Total	810	120	14.81	37	9								

**Public Question #1**

		Registered	Ballots Cast	Turnout (%)	Yes	No								
Camden City W2 D6	Total	1474	230	15.60	60	16								
Camden City W2 D7	Total	1048	205	19.56	76	20								
Camden City W2 D8	Total	1512	234	15.48	70	8								
Camden City W2 D9	Total	1415	179	12.65	46	12								
Camden City W2 D10	Total	760	103	13.55	45	8								
Camden City W2 D11	Total	708	102	14.41	28	7								
Camden City Ward 2 Mail-In Ballot	Total	0	368	0.00	202	34								
Camden City Ward 2 Provisional	Total	0	77	0.00	37	4								
Camden City W2 Emergency Ballots	Total	0	0	0.00										
Camden City Ward 2	Total	11027	2260	20.50	843	177								
Camden City W3 D1	Total	979	116	11.85	30	5								
Camden City W3 D2	Total	1335	256	19.18	54	16								
Camden City W3 D3	Total	850	138	16.24	46	8								
Camden City W3 D4	Total	1027	144	14.02	50	4								
Camden City W3 D5	Total	877	116	13.23	36	3								
Camden City W3 D6	Total	1107	203	18.34	56	16								
Camden City W3 D7	Total	1111	165	14.85	45	16								
Camden City W3 D8	Total	1194	202	16.92	67	5								
Camden City W3 D9	Total	1355	225	16.61	36	4								
Camden City Ward 3 Mail-In Ballot	Total	0	320	0.00	160	31								
Camden City Ward 3 Provisional	Total	0	41	0.00	11	3								
Camden City W3 Emergency Ballots	Total	0	0	0.00										
Camden City Ward 3	Total	9835	1926	19.58	591	111								
Camden City W4 D1	Total	894	155	17.34	31	7								
Camden City W4 D2	Total	999	123	12.31	21	3								
Camden City W4 D3	Total	1085	187	17.24	28	3								
Camden City W4 D4	Total	1177	137	11.64	38	7								
Camden City W4 D5	Total	914	116	12.69	20	6								
Camden City W4 D6	Total	1157	146	12.62	54	10								
Camden City W4 D7	Total	1124	165	14.68	41	11								
Camden City W4 D8	Total	1137	163	14.34	46	9								
Camden City W4 D9	Total	1122	184	16.40	57	11								
Camden City W4 D10	Total	1024	175	17.09	94	11								
Camden City Ward 4 Mail-In Ballot	Total	0	260	0.00	136	32								
Camden City Ward 4 Provisional	Total	0	61	0.00	21	9								
Camden Ctiy W4 Emergency Ballots	Total	0	0	0.00										
Camden City Ward 4	Total	10633	1872	17.61	587	119								
Camden City	Total	41757	8017	19.20	2695	531								

**Public Question #1**

		Registered	Ballots Cast	Turnout (%)	Yes	No							
Cherry Hill Dist 1	Total	1052	387	36.79	226	124							
Cherry Hill Dist 2	Total	1181	301	25.49	156	77							
Cherry Hill Dist 3	Total	1571	356	22.66	172	115							
Cherry Hill Dist 4	Total	1264	317	25.08	168	99							
Cherry Hill Dist 5	Total	1186	346	29.17	180	101							
Cherry Hill Dist 6	Total	945	265	28.04	133	93							
Cherry Hill Dist 7	Total	1077	316	29.34	182	97							
Cherry Hill Dist 8	Total	983	283	28.79	173	66							
Cherry Hill Dist 9	Total	1145	265	23.14	145	79							
Cherry Hill Dist 10	Total	1415	381	26.93	240	83							
Cherry Hill Dist 11	Total	1249	368	29.46	203	109							
Cherry Hill Dist 12	Total	1245	328	26.35	185	90							
Cherry Hill Dist 13	Total	1043	338	32.41	183	115							
Cherry Hill Dist 14	Total	851	313	36.78	177	101							
Cherry Hill Dist 15	Total	1307	306	23.41	170	80							
Cherry Hill Dist 16	Total	797	225	28.23	151	46							
Cherry Hill Dist 17	Total	1251	357	28.54	200	90							
Cherry Hill Dist 18	Total	895	233	26.03	150	50							
Cherry Hill Dist 19	Total	939	283	30.14	163	70							
Cherry Hill Dist 20	Total	1295	418	32.28	220	138							
Cherry Hill Dist 21	Total	1430	347	24.27	191	107							
Cherry Hill Dist 22	Total	1080	346	32.04	189	119							
Cherry Hill Dist 23	Total	1390	310	22.30	178	79							
Cherry Hill Dist 24	Total	1208	336	27.81	194	84							
Cherry Hill Dist 25	Total	1050	299	28.48	160	100							
Cherry Hill Dist 26	Total	1455	438	30.10	238	129							
Cherry Hill Dist 27	Total	1079	313	29.01	192	88							
Cherry Hill Dist 28	Total	1334	350	26.24	206	88							
Cherry Hill Dist 29	Total	1403	415	29.58	225	120							
Cherry Hill Dist 30	Total	727	238	32.74	155	53							
Cherry Hill Dist 31	Total	1306	336	25.73	179	69							
Cherry Hill Dist 32	Total	745	165	22.15	101	29							
Cherry Hill Dist 33	Total	1266	386	30.49	227	110							
Cherry Hill Dist 34	Total	1290	372	28.84	208	118							
Cherry Hill Dist 35	Total	1288	419	32.53	232	137							
Cherry Hill Dist 36	Total	1185	263	22.19	148	65							
Cherry Hill Dist 37	Total	1053	308	29.25	195	79							
Cherry Hill Dist 38	Total	847	260	30.70	163	56							
Cherry Hill Dist 39	Total	1199	365	30.44	204	106							
Cherry Hill Dist 40	Total	845	258	30.53	154	70							
Cherry Hill Dist 41	Total	895	208	23.24	117	62							
Cherry Hill Dist 42	Total	709	229	32.30	128	70							
Cherry Hill Dist 43	Total	1046	311	29.73	175	100							
Cherry Hill Dist 44	Total	1383	340	24.58	169	112							
Cherry Hill Dist 45	Total	1686	408	24.20	248	98							
Cherry Hill Dist 46	Total	1086	244	22.47	119	70							
Cherry Hill Dist 47	Total	990	249	25.15	157	51							
Cherry Hill Dist 48	Total	595	127	21.34	60	26							
Cherry Hill Mail-In Ballot	Total	0	5697	0.00	2983	1341							
Cherry Hill Provisional	Total	0	344	0.00	147	72							

**Public Question #1**

		Registered	Ballots Cast	Turnout (%)	Yes	No							
Cherry Hill Emergency Ballots	Total	0	0	0.00									
Cherry Hill Twp	Total	54261	21067	38.83	11619	5631							
Chesilhurst Dist 1	Total	1122	310	27.63	130	106							
Chesilhurst Mail-In Ballot	Total	0	93	0.00	37	32							
Chesilhurst Provisional	Total	0	3	0.00		1							
Chesilhurst Emergency Ballots	Total	0	0	0.00									
Chesilhurst Borough	Total	1122	406	36.19	167	139							
Clementon Dist 1	Total	983	261	26.55	126	78							
Clementon Dist 2	Total	977	265	27.12	143	66							
Clementon Dist 3	Total	1186	289	24.37	155	76							
Clementon Mail-In Ballot	Total	0	192	0.00	91	58							
Clementon Provisional	Total	0	11	0.00	7	1							
Clementon Emergency Ballots	Total	0	0	0.00									
Clementon Borough	Total	3146	1018	32.36	522	279							
Collingswood Dist 1	Total	744	318	42.74	213	81							
Collingswood Dist 2	Total	1039	438	42.16	307	74							
Collingswood Dist 3	Total	565	180	31.86	108	44							
Collingswood Dist 4	Total	902	313	34.70	210	71							
Collingswood Dist 5	Total	1032	209	20.25	120	29							
Collingswood Dist 6	Total	727	297	40.85	190	73							
Collingswood Dist 7	Total	987	360	36.47	249	73							
Collingswood Dist 8	Total	844	299	35.43	213	56							
Collingswood Dist 9	Total	1313	414	31.53	284	86							
Collingswood Dist 10	Total	834	302	36.21	192	76							
Collingswood Dist 11	Total	894	321	35.91	215	76							
Collingswood Dist 12	Total	644	255	39.60	162	55							
Collingswood Mail-In Ballot	Total	0	770	0.00	441	152							
Collingswood Provisional	Total	0	68	0.00	38	5							
Collingswood Emergency Ballots	Total	0	0	0.00									
Collingswood Borough	Total	10525	4544	43.17	2942	951							
Gibbsboro Dist 1	Total	943	302	32.03	137	106							
Gibbsboro Dist 2	Total	785	242	30.83	111	74							
Gibbsboro Mail-In Ballot	Total	0	139	0.00	75	29							
Gibbsboro Provisional	Total	0	6	0.00	3	1							
Gibbsboro Emergency Ballots	Total	0	0	0.00									
Gibbsboro Borough	Total	1728	689	39.87	326	210							

**Public Question #1**

		Registered	Ballots Cast	Turnout (%)	Yes	No								
Gloucester City W1 D1	Total	780	137	17.56	73	40								
Gloucester City W1 D2	Total	707	203	28.71	123	48								
Gloucester City W1 D3	Total	659	220	33.38	114	67								
Gloucester City Ward 1 Mail-In Ballot	Total	0	93	0.00	50	24								
Gloucester City Ward 1 Provisional	Total	0	13	0.00	6	1								
Gloucester City W1 Emergency Ballots	Total	0	0	0.00										
Gloucester City Ward 1	Total	2146	666	31.03	366	180								
Gloucester City W2 D1	Total	710	149	20.99	78	42								
Gloucester City W2 D2	Total	835	236	28.26	139	66								
Gloucester City W2 D3	Total	924	268	29.00	138	80								
Gloucester City Ward 2 Mail-In Ballot	Total	0	166	0.00	95	36								
Gloucester City Ward 2 Provisional	Total	0	15	0.00	7	7								
Gloucester City W2 Emergency Ballots	Total	0	0	0.00										
Gloucester City Ward 2	Total	2469	834	33.78	457	231								
Gloucester City W3 D1	Total	966	202	20.91	110	54								
Gloucester City W3 D2	Total	1018	259	25.44	126	83								
Gloucester City Ward 3 Mail-In Ballot	Total	0	116	0.00	64	27								
Gloucester City Ward 3 Provisional	Total	0	6	0.00	2	1								
Gloucester City W3 Emergency Ballots	Total	0	0	0.00										
Gloucester City Ward 3	Total	1984	583	29.39	302	165								
Gloucester City	Total	6599	2083	31.57	1125	576								
Gloucester Twp Dist 1	Total	664	203	30.57	96	64								
Gloucester Twp Dist 2	Total	717	220	30.68	101	79								
Gloucester Twp Dist 3	Total	819	222	27.11	94	90								
Gloucester Twp Dist 4	Total	1065	372	34.93	157	152								
Gloucester Twp Dist 5	Total	1262	343	27.18	177	91								
Gloucester Twp Dist 6	Total	1403	323	23.02	154	111								
Gloucester Twp Dist 7	Total	1058	354	33.46	159	141								
Gloucester Twp Dist 8	Total	1122	311	27.72	159	92								
Gloucester Twp Dist 9	Total	1287	380	29.53	176	141								
Gloucester Twp Dist 10	Total	907	252	27.78	92	115								
Gloucester Twp Dist 11	Total	1026	356	34.70	176	131								
Gloucester Twp Dist 12	Total	1181	391	33.11	173	160								
Gloucester Twp Dist 13	Total	1536	305	19.86	152	87								
Gloucester Twp Dist 14	Total	1134	307	27.07	178	62								
Gloucester Twp Dist 15	Total	1256	442	35.19	180	161								
Gloucester Twp Dist 16	Total	1141	400	35.06	187	149								

**Public Question #1**

		Registered	Ballots Cast	Turnout (%)	Yes	No								
Gloucester Twp Dist 17	Total	2158	417	19.32	244	103								
Gloucester Twp Dist 18	Total	1416	352	24.86	209	94								
Gloucester Twp Dist 19	Total	1350	454	33.63	242	140								
Gloucester Twp Dist 20	Total	1208	355	29.39	177	106								
Gloucester Twp Dist 21	Total	713	179	25.11	80	62								
Gloucester Twp Dist 22	Total	879	214	24.35	107	64								
Gloucester Twp Dist 23	Total	1209	340	28.12	173	77								
Gloucester Twp Dist 24	Total	1211	328	27.09	158	113								
Gloucester Twp Dist 25	Total	1174	388	33.05	158	152								
Gloucester Twp Dist 26	Total	924	293	31.71	117	132								
Gloucester Twp Dist 27	Total	986	293	29.72	139	98								
Gloucester Twp Dist 28	Total	1207	248	20.55	123	66								
Gloucester Twp Dist 29	Total	1323	408	30.84	192	151								
Gloucester Twp Dist 30	Total	1331	380	28.55	188	134								
Gloucester Twp Dist 31	Total	884	237	26.81	107	91								
Gloucester Twp Dist 32	Total	1239	352	28.41	154	134								
Gloucester Twp Dist 33	Total	1273	386	30.32	216	91								
Gloucester Twp Dist 34	Total	895	235	26.26	99	81								
Gloucester Twp Dist 35	Total	1436	387	26.95	199	114								
Gloucester Twp Dist 36	Total	968	331	34.19	151	133								
Gloucester Twp Dist 37	Total	515	102	19.81	64	20								
Gloucester Twp Dist 38	Total	571	148	25.92	78	40								
Gloucester Twp Dist 39	Total	565	144	25.49	59	61								
Gloucester Twp Dist 40	Total	1113	256	23.00	135	82								
Gloucester Twp Mail-In Ballot	Total	0	3534	0.00	1580	1054								
Gloucester Twp Provisional	Total	0	191	0.00	76	40								
Gloucester Twp Emergency Ballots	Total	0	0	0.00										
<b>Gloucester Twp</b>	<b>Total</b>	<b>44126</b>	<b>16133</b>	<b>36.56</b>	<b>7636</b>	<b>5259</b>								
Haddon Twp Dist 1	Total	796	280	35.18	153	86								
Haddon Twp Dist 2	Total	699	235	33.62	158	46								
Haddon Twp Dist 3	Total	1081	457	42.28	265	125								
Haddon Twp Dist 4	Total	676	244	36.09	136	79								
Haddon Twp Dist 5	Total	486	164	33.74	91	54								
Haddon Twp Dist 6	Total	686	216	31.49	115	60								
Haddon Twp Dist 7	Total	636	291	45.75	172	77								
Haddon Twp Dist 8	Total	929	267	28.74	160	65								
Haddon Twp Dist 9	Total	599	228	38.06	136	61								
Haddon Twp Dist 10	Total	675	233	34.52	123	71								
Haddon Twp Dist 11	Total	887	353	39.80	219	87								
Haddon Twp Dist 12	Total	1320	553	41.89	283	163								
Haddon Twp Dist 13	Total	682	236	34.60	139	58								
Haddon Twp Dist 14	Total	673	260	38.63	146	65								
Haddon Twp Dist 15	Total	679	259	38.14	154	53								
Haddon Twp Mail-In Ballot	Total	0	878	0.00	432	193								
Haddon Twp Provisional	Total	0	69	0.00	30	17								
Haddon Twp Emergency Ballots	Total	0	0	0.00										



**Public Question #1**

		Registered	Ballots Cast	Turnout (%)	Yes	No								
Haddon Twp	Total	11504	5223	45.40	2912	1360								
Haddonfield Dist 1	Total	1166	389	33.36	243	88								
Haddonfield Dist 2	Total	1316	424	32.22	259	94								
Haddonfield Dist 3	Total	943	348	36.90	215	68								
Haddonfield Dist 4	Total	762	247	32.41	121	94								
Haddonfield Dist 5	Total	662	229	34.59	112	76								
Haddonfield Dist 6	Total	969	398	41.07	230	106								
Haddonfield Dist 7	Total	938	336	35.82	203	87								
Haddonfield Dist 8	Total	1000	395	39.50	255	83								
Haddonfield Dist 9	Total	1099	430	39.13	273	101								
Haddonfield Dist 10	Total	791	259	32.74	156	71								
Haddonfield Mail-In Ballot	Total	0	1035	0.00	508	220								
Haddonfield Provisional	Total	0	101	0.00	57	11								
Haddonfield Emergency Ballots	Total	0	0	0.00										
Haddonfield Borough	Total	9646	4591	47.59	2632	1099								
Haddon Heights Dist 1	Total	757	314	41.48	163	119								
Haddon Heights Dist 2	Total	671	242	36.07	160	54								
Haddon Heights Dist 3	Total	1070	446	41.68	262	132								
Haddon Heights Dist 4	Total	642	234	36.45	117	91								
Haddon Heights Dist 5	Total	933	389	41.69	240	96								
Haddon Heights Dist 6	Total	930	373	40.11	207	124								
Haddon Heights Dist 7	Total	954	369	38.68	181	111								
Haddon Heights Mail-In Ballot	Total	0	654	0.00	382	147								
Haddon Heights Provisional	Total	0	31	0.00	21	6								
Haddon Heights Emergency Ballots	Total	0	0	0.00										
Haddon Heights Borough	Total	5957	3052	51.23	1733	880								
Hi-Nella Dist 1	Total	603	137	22.72	79	35								
Hi Nella Mail-In Ballot	Total	0	27	0.00	15	5								
Hi Nella Provisional	Total	0	0	0.00										
Hi Nella Emergency Ballots	Total	0	0	0.00										
Hi-Nella Borough	Total	603	164	27.20	94	40								
Laurel Springs Dist 1	Total	634	252	39.75	138	75								
Laurel Springs Dist 2	Total	771	319	41.37	145	119								
Laurel Springs Mail-In Ballot	Total	0	98	0.00	50	16								
Laurel Springs Provisional	Total	0	4	0.00	3	1								
Laurel Springs Emergency Ballots	Total	0	0	0.00										
Laurel Springs Borough	Total	1405	673	47.90	336	211								

**Public Question #1**

		Registered	Ballots Cast	Turnout (%)	Yes	No								
Lawnside Dist 1	Total	1113	437	39.26	236	40								
Lawnside Dist 2	Total	1160	391	33.71	216	40								
Lawnside Mail-In Ballot	Total	0	133	0.00	72	18								
Lawnside Provisional	Total	0	7	0.00	3									
Lawnside Emergency Ballots	Total	0	0	0.00										
<b>Lawnside Borough</b>	<b>Total</b>	<b>2273</b>	<b>968</b>	<b>42.59</b>	<b>527</b>	<b>98</b>								
Lindenwold Dist 1	Total	1310	319	24.35	178	94								
Lindenwold Dist 2	Total	1147	256	22.32	137	80								
Lindenwold Dist 3	Total	915	266	29.07	138	71								
Lindenwold Dist 4	Total	1409	319	22.64	187	69								
Lindenwold Dist 5	Total	1280	209	16.33	116	29								
Lindenwold Dist 6	Total	1245	312	25.06	183	57								
Lindenwold Dist 7	Total	787	105	13.34	60	8								
Lindenwold Dist 8	Total	1329	259	19.49	151	47								
Lindenwold Dist 9	Total	655	203	30.99	100	55								
Lindenwold Mail-In Ballot	Total	0	543	0.00	275	136								
Lindenwold Provisional	Total	0	30	0.00	12	2								
Lindenwold Emergency Ballots	Total	0	0	0.00										
<b>Lindenwold Borough</b>	<b>Total</b>	<b>10077</b>	<b>2821</b>	<b>27.99</b>	<b>1537</b>	<b>648</b>								
Magnolia Dist 1	Total	815	239	29.33	110	70								
Magnolia Dist 2	Total	643	192	29.86	99	65								
Magnolia Dist 3	Total	774	208	26.87	120	57								
Magnolia Dist 4	Total	783	259	33.08	131	89								
Magnolia Mail-In Ballot	Total	0	168	0.00	75	51								
Magnolia Provisional	Total	0	16	0.00	6	7								
Magnolia Emergency Ballots	Total	0	0	0.00										
<b>Magnolia Borough</b>	<b>Total</b>	<b>3015</b>	<b>1082</b>	<b>35.89</b>	<b>541</b>	<b>339</b>								
Merchantville Dist 1	Total	1175	375	31.91	199	112								
Merchantville Dist 2	Total	726	251	34.57	155	54								
Merchantville Dist 3	Total	776	185	23.84	116	48								
Merchantville Mail-In Ballot	Total	0	182	0.00	94	40								
Merchantville Provisional	Total	0	17	0.00	8	5								
Merchantville Emergency Ballots	Total	0	0	0.00										
<b>Merchantville Borough</b>	<b>Total</b>	<b>2677</b>	<b>1010</b>	<b>37.73</b>	<b>572</b>	<b>259</b>								
Mt Ephraim Dist 1	Total	766	237	30.94	104	71								
Mt Ephraim Dist 2	Total	873	271	31.04	129	81								
Mt Ephraim Dist 3	Total	849	232	27.33	96	87								
Mt Ephraim Dist 4	Total	831	220	26.47	90	69								

**Public Question #1**

		Registered	Ballots Cast	Turnout (%)	Yes	No							
Mt. Ephraim Mail-In Ballot	Total	0	214	0.00	101	67							
Mt. Ephraim Provisional	Total	0	13	0.00	8	2							
Mt. Ephraim Emergency Ballots	Total	0	0	0.00									
Mount Ephraim Borough	Total	3319	1187	35.76	528	377							
Oaklyn Dist 1	Total	654	247	37.77	151	56							
Oaklyn Dist 2	Total	817	223	27.29	144	49							
Oaklyn Dist 3	Total	744	219	29.44	134	54							
Oaklyn Dist 4	Total	706	278	39.38	155	77							
Oaklyn Mail-In Ballot	Total	0	163	0.00	89	35							
Oaklyn Provisional	Total	0	14	0.00	9	2							
Oaklyn Emergency Ballots	Total	0	0	0.00									
Oaklyn Borough	Total	2921	1144	39.16	682	273							
Pennsauken Dist 1	Total	1086	248	22.84	126	38							
Pennsauken Dist 2	Total	1564	391	25.00	209	56							
Pennsauken Dist 3	Total	1037	319	30.76	156	81							
Pennsauken Dist 4	Total	1416	322	22.74	152	65							
Pennsauken Dist 5	Total	767	261	34.03	141	76							
Pennsauken Dist 6	Total	1062	341	32.11	155	98							
Pennsauken Dist 7	Total	1317	306	23.23	176	48							
Pennsauken Dist 8	Total	913	253	27.71	143	62							
Pennsauken Dist 9	Total	950	177	18.63	97	31							
Pennsauken Dist 10	Total	887	286	32.24	152	65							
Pennsauken Dist 11	Total	977	318	32.55	188	70							
Pennsauken Dist 12	Total	835	211	25.27	121	36							
Pennsauken Dist 13	Total	957	301	31.45	163	83							
Pennsauken Dist 14	Total	1050	299	28.48	168	50							
Pennsauken Dist 15	Total	1208	255	21.11	121	45							
Pennsauken Dist 16	Total	775	170	21.94	77	17							
Pennsauken Dist 17	Total	1232	315	25.57	182	61							
Pennsauken Dist 18	Total	1287	397	30.85	208	100							
Pennsauken Dist 19	Total	640	170	26.56	101	35							
Pennsauken Dist 20	Total	811	221	27.25	110	29							
Pennsauken Dist 21	Total	721	192	26.63	88	46							
Pennsauken Dist 22	Total	812	273	33.62	163	42							
Pennsauken Dist 23	Total	812	231	28.45	128	46							
Pennsauken Dist 24	Total	627	121	19.30	62	17							
Pennsauken Mail-In Ballot	Total	0	1277	0.00	701	227							
Pennsauken Provisional	Total	0	91	0.00	44	7							
Pennsauken Emergency Ballots	Total	0	0	0.00									
Pennsauken Twp	Total	23743	7746	32.62	4132	1531							
Pine Hill Dist 1	Total	942	268	28.45	159	52							

**Public Question #1**

		Registered	Ballots Cast	Turnout (%)	Yes	No							
Pine Hill Dist 2	Total	1160	312	26.90	139	101							
Pine Hill Dist 3	Total	1164	302	25.95	159	98							
Pine Hill Dist 4	Total	1239	265	21.39	145	54							
Pine Hill Dist 5	Total	1230	336	27.32	162	105							
Pine Hill Dist 6	Total	893	144	16.13	83	21							
Pine Hill Mail-In Ballot	Total	0	401	0.00	192	129							
Pine Hill Provisional	Total	0	22	0.00	12	4							
Pine Hill Emergency Ballots	Total	0	0	0.00									
<b>Pine Hill Borough</b>	<b>Total</b>	<b>6628</b>	<b>2050</b>	<b>30.93</b>	<b>1051</b>	<b>564</b>							
Pine Valley Dist 1	Total	12	0	0.00									
Pine Valley Mail-In Ballot	Total	0	8	0.00	3	3							
Pine Valley Provisional	Total	0	0	0.00									
Pine Valley Emergency Ballots	Total	0	0	0.00									
<b>Pine Valley Borough</b>	<b>Total</b>	<b>12</b>	<b>8</b>	<b>66.67</b>	<b>3</b>	<b>3</b>							
Runnemede Dist 1	Total	722	188	26.04	86	65							
Runnemede Dist 2	Total	979	239	24.41	125	71							
Runnemede Dist 3	Total	715	152	21.26	86	41							
Runnemede Dist 4	Total	880	223	25.34	103	63							
Runnemede Dist 5	Total	1309	274	20.93	114	93							
Runnemede Dist 6	Total	1084	300	27.68	144	94							
Runnemede Mail-In Ballot	Total	0	454	0.00	205	165							
Runnemede Provisional	Total	0	13	0.00	2	3							
Runnemede Emergency Ballots	Total	0	0	0.00									
<b>Runnemede Borough</b>	<b>Total</b>	<b>5689</b>	<b>1843</b>	<b>32.40</b>	<b>865</b>	<b>595</b>							
Somerdale Dist 1	Total	1420	386	27.18	188	113							
Somerdale Dist 2	Total	760	196	25.79	103	60							
Somerdale Dist 3	Total	762	255	33.46	118	54							
Somerdale Dist 4	Total	817	242	29.62	123	69							
Somerdale Mail-In Ballot	Total	0	233	0.00	114	62							
Somerdale Provisional	Total	0	12	0.00	5	1							
Somerdale Emergency Ballots	Total	0	0	0.00									
<b>Somerdale Borough</b>	<b>Total</b>	<b>3759</b>	<b>1324</b>	<b>35.22</b>	<b>651</b>	<b>359</b>							
Stratford Dist 1	Total	570	208	36.49	103	69							
Stratford Dist 2	Total	885	265	29.94	129	101							
Stratford Dist 3	Total	805	226	28.07	105	77							
Stratford Dist 4	Total	1017	312	30.68	155	110							
Stratford Dist 5	Total	612	131	21.41	67	37							
Stratford Dist 6	Total	815	279	34.23	135	92							
Stratford Mail-In Ballot	Total	0	383	0.00	155	149							

**Public Question #1**

		Registered	Ballots Cast	Turnout (%)	Yes	No							
Stratford Provisional	Total	0	16	0.00	8								
Stratford Emergency Ballots	Total	0	0	0.00									
Stratford Borough	Total	4704	1820	38.69	857	635							
Tavistock Dist 1	Total	9	0	0.00									
Tavistock Mail-In Ballot	Total	0	3	0.00		1							
Tavistock Provisional	Total	0	0	0.00									
Tavistock Emergency Ballots	Total	0	0	0.00									
Tavistock Borough	Total	9	3	33.33		1							
Voorhees Dist 1	Total	1404	401	28.56	205	113							
Voorhees Dist 2	Total	1297	417	32.15	217	116							
Voorhees Dist 3	Total	1270	372	29.29	200	105							
Voorhees Dist 4	Total	1162	203	17.47	107	42							
Voorhees Dist 5	Total	1312	344	26.22	214	58							
Voorhees Dist 6	Total	1302	355	27.27	177	114							
Voorhees Dist 7	Total	757	234	30.91	134	72							
Voorhees Dist 8	Total	1534	375	24.45	220	87							
Voorhees Dist 9	Total	1353	411	30.38	205	163							
Voorhees Dist 10	Total	987	294	29.79	156	73							
Voorhees Dist 11	Total	1012	312	30.83	173	109							
Voorhees Dist 12	Total	979	266	27.17	123	100							
Voorhees Dist 13	Total	1335	381	28.54	199	95							
Voorhees Dist 14	Total	861	257	29.85	139	78							
Voorhees Dist 15	Total	1232	339	27.52	180	116							
Voorhees Dist 16	Total	833	241	28.93	129	81							
Voorhees Dist 17	Total	760	274	36.05	162	57							
Voorhees Dist 18	Total	1157	222	19.19	135	58							
Voorhees Dist 19	Total	997	253	25.38	115	76							
Voorhees Mail-In Ballot	Total	0	2051	0.00	1031	470							
Voorhees Provisional	Total	0	137	0.00	64	30							
Voorhees Emergency Ballots	Total	0	0	0.00									
Voorhees Twp	Total	21544	8139	37.78	4285	2213							
Waterford Dist 1	Total	1020	334	32.75	131	151							
Waterford Dist 2	Total	1220	371	30.41	163	143							
Waterford Dist 3	Total	1055	287	27.20	119	102							
Waterford Dist 4	Total	875	327	37.37	101	166							
Waterford Dist 5	Total	1023	245	23.95	101	99							
Waterford Dist 6	Total	1030	332	32.23	121	156							
Waterford Dist 7	Total	1151	354	30.76	138	164							
Waterford Dist 8	Total	306	109	35.62	43	53							
Waterford Mail-In Ballot	Total	0	617	0.00	301	197							
Waterford Provisional	Total	0	38	0.00	15	16							
Waterford Emergency Ballots	Total	0	0	0.00									

**Public Question #1**

		Registered	Ballots Cast	Turnout (%)	Yes	No							
Waterford Twp	Total	7680	3014	39.24	1233	1247							
Winslow W1 D1	Total	1037	380	36.64	118	184							
Winslow W1 D2	Total	1184	304	25.68	114	157							
Winslow W1 D3	Total	765	246	32.16	96	121							
Winslow W1 D4	Total	1355	403	29.74	183	151							
Winslow W1 D5	Total	1272	398	31.29	166	152							
Winslow W1 D6	Total	707	206	29.14	103	54							
Winslow Ward 1 Mail-In Ballot	Total	0	609	0.00	230	289							
Winslow Ward 1 Provisional	Total	0	29	0.00	16	7							
Winslow W1 Emergency Ballots	Total	0	0	0.00									
Winslow Ward 1	Total	6320	2575	40.74	1026	1115							
Winslow W2 D1	Total	1582	493	31.16	296	107							
Winslow W2 D2	Total	883	266	30.12	116	115							
Winslow W2 D3	Total	1573	465	29.56	224	141							
Winslow W2 D4	Total	1139	382	33.54	164	137							
Winslow W2 D5	Total	891	260	29.18	116	113							
Winslow W2 D6	Total	966	285	29.50	175	61							
Winslow Ward 2 Mail-In Ballot	Total	0	498	0.00	239	181							
Winslow Ward 2 Provisional	Total	0	40	0.00	16	8							
Winslow W2 Mail-In Ballot Rejected	Total	0	0	0.00									
Winslow W2 Provisional Rejected	Total	0	0	0.00									
Winslow W2 Emergency Ballots	Total	0	0	0.00									
Winslow Ward 2	Total	7034	2689	38.23	1346	863							
Winslow W3 D1	Total	1284	375	29.21	202	65							
Winslow W3 D2	Total	1455	353	24.26	201	55							
Winslow W3 D3	Total	1174	248	21.12	146	35							
Winslow W3 D4	Total	1155	313	27.10	183	62							
Winslow W3 D5	Total	1319	432	32.75	227	87							
Winslow Ward 3 Mail-In Ballot	Total	0	360	0.00	222	60							
Winslow Ward 3 Provisional	Total	0	26	0.00	8	4							
Winslow W3 Mail-In Ballot Rejected	Total	0	0	0.00									
Winslow W3 Provisional Rejected	Total	0	0	0.00									
Winslow W3 Emergency Ballots	Total	0	0	0.00									
Winslow W4 D1	Total	777	275	35.39	122	105							
Winslow Ward 3	Total	7164	2382	33.25	1311	473							
Winslow W4 D2	Total	1496	362	24.20	209	87							
Winslow W4 D3	Total	1685	474	28.13	285	113							
Winslow W4 D4	Total	1265	416	32.89	230	108							
Winslow W4 D5	Total	1416	433	30.58	254	100							

**Public Question #1**

		Registered	Ballots Cast	Turnout (%)	Yes	No							
Winslow Ward 4 Mail-In Ballot	Total	0	450	0.00	236	124							
Winslow Ward 4 Provisional	Total	0	28	0.00	16	8							
Winslow W4 Mail-In Ballot Rejected	Total	0	0	0.00									
Winslow W4 Provisional Rejected	Total	0	0	0.00									
Winslow W4 Emergency Ballots	Total	0	0	0.00									
Winslow Ward 4	Total	5862	2163	36.90	1230	540							
Winslow Twp	Total	26380	9809	37.18	4913	2991							
Woodlynne Dist 1	Total	902	166	18.40	74	29							
Woodlynne Dist 2	Total	719	147	20.45	78	29							
Woodlynne Mail-In Ballot	Total	0	40	0.00	17	14							
Woodlynne Provisional	Total	0	7	0.00	2	1							
Woodlynne Emergency Ballots	Total	0	0	0.00									
Woodlynne Borough	Total	1621	360	22.21	171	73							
Total - TC-Election Day		348779	95811	27.47	49007	26173							
Total - TC-Emergency		348779	0	0.00									
Total - TC-Mail-In Ballot		348779	25864	7.42	12898	6549							
Total - TC-Provisional		348779	1783	0.51	794	317							
Total - TC-Rejected Ballots		348779	0	0.00									
Contest Total		348779	123458	35.40	62699	33039							

**Winslow Twp. Committee Ward 2**

		Registered	Ballots Cast	Turnout (%)	Evelyn LEVERETT	Harry E. MUMMA, JR.	Write-In						
Winslow W2 D1	Total	1582	493	31.16	400	76							
Winslow W2 D2	Total	883	266	30.12	140	108							
Winslow W2 D3	Total	1573	465	29.56	271	154							
Winslow W2 D4	Total	1139	382	33.54	245	113	1						
Winslow W2 D5	Total	891	260	29.18	119	133							
Winslow W2 D6	Total	966	285	29.50	239	35							
Winslow Ward 2 Mail-In Ballot	Total	0	498	0.00	298	180	2						
Winslow Ward 2 Provisional	Total	0	40	0.00	26	9							
Winslow W2 Mail-In Ballot Rejected	Total	0	0	0.00									
Winslow W2 Provisional Rejected	Total	0	0	0.00									
Winslow W2 Emergency Ballots	Total	0	0	0.00									
Winslow Ward 2	Total	7034	2689	38.23	1738	808	3						
Winslow Twp	Total	7034	2689	38.23	1738	808	3						
Total - TC-Election Day		7034	2151	30.58	1414	619	1						
Total - TC-Emergency		7034	0	0.00									
Total - TC-Mail-In Ballot		7034	498	7.08	298	180	2						
Total - TC-Provisional		7034	40	0.57	26	9							
Total - TC-Rejected Ballots		7034	0	0.00									
Contest Total		7034	2689	38.23	1738	808	3						



**Winslow Twp. Committee Ward 3**

		Registered	Ballots Cast	Turnout (%)	Marie LAWRENCE	Write-In								
Winslow W3 D1	Total	1284	375	29.21	344									
Winslow W3 D2	Total	1455	353	24.26	327									
Winslow W3 D3	Total	1174	248	21.12	222	1								
Winslow W3 D4	Total	1155	313	27.10	248	2								
Winslow W3 D5	Total	1319	432	32.75	388									
Winslow Ward 3 Mail-In Ballot	Total	0	360	0.00	304									
Winslow Ward 3 Provisional	Total	0	26	0.00	23									
Winslow W3 Mail-In Ballot Rejected	Total	0	0	0.00										
Winslow W3 Provisional Rejected	Total	0	0	0.00										
Winslow W3 Emergency Ballots	Total	0	0	0.00										
Winslow Ward 3	Total	6387	2107	32.99	1856	3								
Winslow Twp	Total	6387	2107	32.99	1856	3								
Total - TC-Election Day		6387	1721	26.95	1529	3								
Total - TC-Emergency		6387	0	0.00										
Total - TC-Mail-In Ballot		6387	360	5.64	304									
Total - TC-Provisional		6387	26	0.41	23									
Total - TC-Rejected Ballots		6387	0	0.00										
Contest Total		6387	2107	32.99	1856	3								

**Public Question #2**

		Registered	Ballots Cast	Turnout (%)	Yes	No							
Audubon Boro Dist 1	Total	787	219	27.83	125	57							
Audubon Boro Dist 2	Total	606	277	45.71	166	54							
Audubon Boro Dist 3	Total	985	336	34.11	187	70							
Audubon Boro Dist 4	Total	632	236	37.34	131	62							
Audubon Boro Dist 5	Total	925	304	32.86	195	65							
Audubon Boro Dist 6	Total	1071	383	35.76	234	91							
Audubon Boro Dist 7	Total	682	259	37.98	144	59							
Audubon Boro Dist 8	Total	855	298	34.85	169	55							
Audubon Boro Mail-In Ballot	Total	0	476	0.00	275	75							
Audubon Boro Provisional	Total	0	34	0.00	16	9							
Audubon Boro Emergency Ballots	Total	0	0	0.00									
<b>Audubon Borough</b>	<b>Total</b>	<b>6543</b>	<b>2822</b>	<b>43.13</b>	<b>1642</b>	<b>597</b>							
Audubon Park Dist 1	Total	771	256	33.20	109	74							
Audubon Park Mail-In Ballot	Total	0	28	0.00	16	4							
Audubon Park Provisional	Total	0	3	0.00	2								
Audubon Park Emergency Ballots	Total	0	0	0.00									
<b>Audubon Park Borough</b>	<b>Total</b>	<b>771</b>	<b>287</b>	<b>37.22</b>	<b>127</b>	<b>78</b>							
Barrington Dist 1	Total	1180	400	33.90	249	104							
Barrington Dist 2	Total	835	236	28.26	145	57							
Barrington Dist 3	Total	986	304	30.83	171	88							
Barrington Dist 4	Total	1360	321	23.60	177	79							
Barrington Dist 5	Total	544	186	34.19	124	36							
Barrington Mail-In Ballot	Total	0	401	0.00	237	72							
Barrington Provisional	Total	0	33	0.00	20	4							
Barrington Emergency Ballots	Total	0	0	0.00									
<b>Barrington Borough</b>	<b>Total</b>	<b>4905</b>	<b>1881</b>	<b>38.35</b>	<b>1123</b>	<b>440</b>							
Bellmawr Dist 1	Total	1345	383	28.48	180	106							
Bellmawr Dist 2	Total	1233	318	25.79	167	79							
Bellmawr Dist 3	Total	1112	283	25.45	129	85							
Bellmawr Dist 4	Total	986	261	26.47	119	75							
Bellmawr Dist 5	Total	983	231	23.50	125	59							
Bellmawr Dist 6	Total	1097	338	30.81	167	99							
Bellmawr Dist 7	Total	916	239	26.09	116	61							
Bellmawr Mail-In Ballot	Total	0	540	0.00	273	95							
Bellmawr Provisional	Total	0	24	0.00	10	4							
Bellmawr Emergency Ballots	Total	0	0	0.00									
<b>Bellmawr Borough</b>	<b>Total</b>	<b>7672</b>	<b>2617</b>	<b>34.11</b>	<b>1286</b>	<b>663</b>							
Berlin Boro Dist 1	Total	889	241	27.11	116	60							
Berlin Boro Dist 2	Total	1283	423	32.97	225	132							

**Public Question #2**

		Registered	Ballots Cast	Turnout (%)	Yes	No								
Berlin Boro Dist 3	Total	1323	400	30.23	207	111								
Berlin Boro Dist 4	Total	1227	367	29.91	195	109								
Berlin Boro Dist 5	Total	631	193	30.59	109	48								
Berlin Boro Mail-In Ballot	Total	0	468	0.00	266	93								
Berlin Boro Provisional	Total	0	23	0.00	7	5								
Berlin Boro Emergency Ballots	Total	0	0	0.00										
<b>Berlin Borough</b>	<b>Total</b>	<b>5353</b>	<b>2115</b>	<b>39.51</b>	<b>1125</b>	<b>558</b>								
Berlin Twp Dist 1	Total	1378	386	28.01	214	87								
Berlin Twp Dist 2	Total	661	193	29.20	103	52								
Berlin Twp Dist 3	Total	621	147	23.67	76	39								
Berlin Twp Dist 4	Total	1191	280	23.51	137	89								
Berlin Twp Mail-In Ballot	Total	0	326	0.00	214	48								
Berlin Twp Provisional	Total	0	16	0.00	8	4								
Berlin Twp Emergency Ballots	Total	0	0	0.00										
<b>Berlin Township</b>	<b>Total</b>	<b>3851</b>	<b>1348</b>	<b>35.00</b>	<b>752</b>	<b>319</b>								
Brooklawn Dist 1	Total	1254	349	27.83	204	95								
Brooklawn Mail-In Ballot	Total	0	49	0.00	30	13								
Brooklawn Provisional	Total	0	2	0.00										
Brooklawn Emergency Ballots	Total	0	0	0.00										
<b>Brooklawn Borough</b>	<b>Total</b>	<b>1254</b>	<b>400</b>	<b>31.90</b>	<b>234</b>	<b>108</b>								
Camden City W1 D1	Total	585	78	13.33	26	1								
Camden City W1 D2	Total	1258	242	19.24	39	14								
Camden City W1 D3	Total	998	142	14.23	45	11								
Camden City W1 D4	Total	874	132	15.10	31	10								
Camden City W1 D5	Total	1208	165	13.66	42	11								
Camden City W1 D6	Total	1137	164	14.42	51	15								
Camden City W1 D7	Total	845	90	10.65	19	5								
Camden City W1 D8	Total	931	207	22.23	51	26								
Camden City W1 D9	Total	1615	223	13.81	72	22								
Camden City W1 D10	Total	811	116	14.30	45	11								
Camden City Ward 1 Mail-In Ballot	Total	0	349	0.00	177	31								
Camden City Ward 1 Provisional	Total	0	51	0.00	13									
Camden City W1 Emergency Ballots	Total	0	0	0.00										
<b>Camden City Ward 1</b>	<b>Total</b>	<b>10262</b>	<b>1959</b>	<b>19.09</b>	<b>611</b>	<b>157</b>								
Camden City W2 D1	Total	677	103	15.21	26	14								
Camden City W2 D2	Total	894	141	15.77	63	19								
Camden City W2 D3	Total	982	280	28.51	104	21								
Camden City W2 D4	Total	747	118	15.80	39	10								
Camden City W2 D5	Total	810	120	14.81	33	9								

**Public Question #2**

		Registered	Ballots Cast	Turnout (%)	Yes	No								
Camden City W2 D6	Total	1474	230	15.60	64	16								
Camden City W2 D7	Total	1048	205	19.56	78	18								
Camden City W2 D8	Total	1512	234	15.48	60	15								
Camden City W2 D9	Total	1415	179	12.65	45	14								
Camden City W2 D10	Total	760	103	13.55	38	17								
Camden City W2 D11	Total	708	102	14.41	29	7								
Camden City Ward 2 Mail-In Ballot	Total	0	368	0.00	179	50								
Camden City Ward 2 Provisional	Total	0	77	0.00	35	3								
Camden City W2 Emergency Ballots	Total	0	0	0.00										
Camden City Ward 2	Total	11027	2260	20.50	793	213								
Camden City W3 D1	Total	979	116	11.85	28	8								
Camden City W3 D2	Total	1335	256	19.18	58	10								
Camden City W3 D3	Total	850	138	16.24	38	15								
Camden City W3 D4	Total	1027	144	14.02	41	9								
Camden City W3 D5	Total	877	116	13.23	31	7								
Camden City W3 D6	Total	1107	203	18.34	50	20								
Camden City W3 D7	Total	1111	165	14.85	44	16								
Camden City W3 D8	Total	1194	202	16.92	63	9								
Camden City W3 D9	Total	1355	225	16.61	30	9								
Camden City Ward 3 Mail-In Ballot	Total	0	320	0.00	157	27								
Camden City Ward 3 Provisional	Total	0	41	0.00	9	6								
Camden City W3 Emergency Ballots	Total	0	0	0.00										
Camden City Ward 3	Total	9835	1926	19.58	549	136								
Camden City W4 D1	Total	894	155	17.34	33	8								
Camden City W4 D2	Total	999	123	12.31	22	2								
Camden City W4 D3	Total	1085	187	17.24	24	8								
Camden City W4 D4	Total	1177	137	11.64	35	10								
Camden City W4 D5	Total	914	116	12.69	16	7								
Camden City W4 D6	Total	1157	146	12.62	56	11								
Camden City W4 D7	Total	1124	165	14.68	40	12								
Camden City W4 D8	Total	1137	163	14.34	46	12								
Camden City W4 D9	Total	1122	184	16.40	54	14								
Camden City W4 D10	Total	1024	175	17.09	94	10								
Camden City Ward 4 Mail-In Ballot	Total	0	260	0.00	143	26								
Camden City Ward 4 Provisional	Total	0	61	0.00	20	8								
Camden City W4 Emergency Ballots	Total	0	0	0.00										
Camden City Ward 4	Total	10633	1872	17.61	583	128								
Camden City	Total	41757	8017	19.20	2536	634								

**Public Question #2**

		Registered	Ballots Cast	Turnout (%)	Yes	No							
Cherry Hill Dist 1	Total	1052	387	36.79	266	83							
Cherry Hill Dist 2	Total	1181	301	25.49	170	59							
Cherry Hill Dist 3	Total	1571	356	22.66	209	82							
Cherry Hill Dist 4	Total	1264	317	25.08	186	82							
Cherry Hill Dist 5	Total	1186	346	29.17	209	75							
Cherry Hill Dist 6	Total	945	265	28.04	161	61							
Cherry Hill Dist 7	Total	1077	316	29.34	207	73							
Cherry Hill Dist 8	Total	983	283	28.79	190	51							
Cherry Hill Dist 9	Total	1145	265	23.14	158	64							
Cherry Hill Dist 10	Total	1415	381	26.93	257	66							
Cherry Hill Dist 11	Total	1249	368	29.46	226	85							
Cherry Hill Dist 12	Total	1245	328	26.35	203	71							
Cherry Hill Dist 13	Total	1043	338	32.41	222	74							
Cherry Hill Dist 14	Total	851	313	36.78	202	73							
Cherry Hill Dist 15	Total	1307	306	23.41	191	60							
Cherry Hill Dist 16	Total	797	225	28.23	162	35							
Cherry Hill Dist 17	Total	1251	357	28.54	240	55							
Cherry Hill Dist 18	Total	895	233	26.03	163	39							
Cherry Hill Dist 19	Total	939	283	30.14	178	54							
Cherry Hill Dist 20	Total	1295	418	32.28	274	86							
Cherry Hill Dist 21	Total	1430	347	24.27	226	76							
Cherry Hill Dist 22	Total	1080	346	32.04	224	82							
Cherry Hill Dist 23	Total	1390	310	22.30	183	70							
Cherry Hill Dist 24	Total	1208	336	27.81	211	66							
Cherry Hill Dist 25	Total	1050	299	28.48	195	61							
Cherry Hill Dist 26	Total	1455	438	30.10	274	88							
Cherry Hill Dist 27	Total	1079	313	29.01	239	47							
Cherry Hill Dist 28	Total	1334	350	26.24	230	62							
Cherry Hill Dist 29	Total	1403	415	29.58	249	94							
Cherry Hill Dist 30	Total	727	238	32.74	171	37							
Cherry Hill Dist 31	Total	1306	336	25.73	188	56							
Cherry Hill Dist 32	Total	745	165	22.15	93	38							
Cherry Hill Dist 33	Total	1266	386	30.49	256	83							
Cherry Hill Dist 34	Total	1290	372	28.84	237	85							
Cherry Hill Dist 35	Total	1288	419	32.53	261	106							
Cherry Hill Dist 36	Total	1185	263	22.19	174	43							
Cherry Hill Dist 37	Total	1053	308	29.25	224	44							
Cherry Hill Dist 38	Total	847	260	30.70	183	37							
Cherry Hill Dist 39	Total	1199	365	30.44	234	72							
Cherry Hill Dist 40	Total	845	258	30.53	172	55							
Cherry Hill Dist 41	Total	895	208	23.24	123	54							
Cherry Hill Dist 42	Total	709	229	32.30	145	54							
Cherry Hill Dist 43	Total	1046	311	29.73	200	71							
Cherry Hill Dist 44	Total	1383	340	24.58	220	60							
Cherry Hill Dist 45	Total	1686	408	24.20	262	83							
Cherry Hill Dist 46	Total	1086	244	22.47	147	49							
Cherry Hill Dist 47	Total	990	249	25.15	177	33							
Cherry Hill Dist 48	Total	595	127	21.34	59	27							
Cherry Hill Mail-In Ballot	Total	0	5697	0.00	3564	734							
Cherry Hill Provisional	Total	0	344	0.00	182	37							

**Public Question #2**

		Registered	Ballots Cast	Turnout (%)	Yes	No							
Cherry Hill Emergency Ballots	Total	0	0	0.00									
Cherry Hill Twp	Total	54261	21067	38.83	13377	3832							
Chesilhurst Dist 1	Total	1122	310	27.63	135	102							
Chesilhurst Mail-In Ballot	Total	0	93	0.00	50	19							
Chesilhurst Provisional	Total	0	3	0.00	1								
Chesilhurst Emergency Ballots	Total	0	0	0.00									
Chesilhurst Borough	Total	1122	406	36.19	186	121							
Clementon Dist 1	Total	983	261	26.55	144	60							
Clementon Dist 2	Total	977	265	27.12	151	57							
Clementon Dist 3	Total	1186	289	24.37	156	69							
Clementon Mail-In Ballot	Total	0	192	0.00	118	31							
Clementon Provisional	Total	0	11	0.00	7	1							
Clementon Emergency Ballots	Total	0	0	0.00									
Clementon Borough	Total	3146	1018	32.36	576	218							
Collingswood Dist 1	Total	744	318	42.74	227	68							
Collingswood Dist 2	Total	1039	438	42.16	322	58							
Collingswood Dist 3	Total	565	180	31.86	120	33							
Collingswood Dist 4	Total	902	313	34.70	236	43							
Collingswood Dist 5	Total	1032	209	20.25	120	26							
Collingswood Dist 6	Total	727	297	40.85	201	59							
Collingswood Dist 7	Total	987	360	36.47	265	58							
Collingswood Dist 8	Total	844	299	35.43	227	38							
Collingswood Dist 9	Total	1313	414	31.53	305	63							
Collingswood Dist 10	Total	834	302	36.21	207	63							
Collingswood Dist 11	Total	894	321	35.91	231	58							
Collingswood Dist 12	Total	644	255	39.60	170	45							
Collingswood Mail-In Ballot	Total	0	770	0.00	506	81							
Collingswood Provisional	Total	0	68	0.00	42	2							
Collingswood Emergency Ballots	Total	0	0	0.00									
Collingswood Borough	Total	10525	4544	43.17	3179	695							
Gibbsboro Dist 1	Total	943	302	32.03	163	84							
Gibbsboro Dist 2	Total	785	242	30.83	138	44							
Gibbsboro Mail-In Ballot	Total	0	139	0.00	84	20							
Gibbsboro Provisional	Total	0	6	0.00	3	1							
Gibbsboro Emergency Ballots	Total	0	0	0.00									
Gibbsboro Borough	Total	1728	689	39.87	388	149							

**Public Question #2**

		Registered	Ballots Cast	Turnout (%)	Yes	No								
Gloucester City W1 D1	Total	780	137	17.56	78	34								
Gloucester City W1 D2	Total	707	203	28.71	118	51								
Gloucester City W1 D3	Total	659	220	33.38	116	64								
Gloucester City Ward 1 Mail-In Ballot	Total	0	93	0.00	48	25								
Gloucester City Ward 1 Provisional	Total	0	13	0.00	5	2								
Gloucester City W1 Emergency Ballots	Total	0	0	0.00										
Gloucester City Ward 1	Total	2146	666	31.03	365	176								
Gloucester City W2 D1	Total	710	149	20.99	75	45								
Gloucester City W2 D2	Total	835	236	28.26	144	59								
Gloucester City W2 D3	Total	924	268	29.00	136	72								
Gloucester City Ward 2 Mail-In Ballot	Total	0	166	0.00	96	33								
Gloucester City Ward 2 Provisional	Total	0	15	0.00	10	4								
Gloucester City W2 Emergency Ballots	Total	0	0	0.00										
Gloucester City Ward 2	Total	2469	834	33.78	461	213								
Gloucester City W3 D1	Total	966	202	20.91	106	58								
Gloucester City W3 D2	Total	1018	259	25.44	125	84								
Gloucester City Ward 3 Mail-In Ballot	Total	0	116	0.00	74	18								
Gloucester City Ward 3 Provisional	Total	0	6	0.00	2	1								
Gloucester City W3 Emergency Ballots	Total	0	0	0.00										
Gloucester City Ward 3	Total	1984	583	29.39	307	161								
Gloucester City	Total	6599	2083	31.57	1133	550								
Gloucester Twp Dist 1	Total	664	203	30.57	104	57								
Gloucester Twp Dist 2	Total	717	220	30.68	125	55								
Gloucester Twp Dist 3	Total	819	222	27.11	124	62								
Gloucester Twp Dist 4	Total	1065	372	34.93	200	111								
Gloucester Twp Dist 5	Total	1262	343	27.18	198	74								
Gloucester Twp Dist 6	Total	1403	323	23.02	175	92								
Gloucester Twp Dist 7	Total	1058	354	33.46	192	106								
Gloucester Twp Dist 8	Total	1122	311	27.72	176	67								
Gloucester Twp Dist 9	Total	1287	380	29.53	206	102								
Gloucester Twp Dist 10	Total	907	252	27.78	115	94								
Gloucester Twp Dist 11	Total	1026	356	34.70	202	103								
Gloucester Twp Dist 12	Total	1181	391	33.11	226	106								
Gloucester Twp Dist 13	Total	1536	305	19.86	171	71								
Gloucester Twp Dist 14	Total	1134	307	27.07	190	52								
Gloucester Twp Dist 15	Total	1256	442	35.19	207	133								
Gloucester Twp Dist 16	Total	1141	400	35.06	206	128								

**Public Question #2**

		Registered	Ballots Cast	Turnout (%)	Yes	No								
Gloucester Twp Dist 17	Total	2158	417	19.32	250	103								
Gloucester Twp Dist 18	Total	1416	352	24.86	217	87								
Gloucester Twp Dist 19	Total	1350	454	33.63	291	94								
Gloucester Twp Dist 20	Total	1208	355	29.39	206	80								
Gloucester Twp Dist 21	Total	713	179	25.11	90	54								
Gloucester Twp Dist 22	Total	879	214	24.35	98	74								
Gloucester Twp Dist 23	Total	1209	340	28.12	182	72								
Gloucester Twp Dist 24	Total	1211	328	27.09	178	92								
Gloucester Twp Dist 25	Total	1174	388	33.05	196	117								
Gloucester Twp Dist 26	Total	924	293	31.71	162	88								
Gloucester Twp Dist 27	Total	986	293	29.72	150	84								
Gloucester Twp Dist 28	Total	1207	248	20.55	136	53								
Gloucester Twp Dist 29	Total	1323	408	30.84	235	109								
Gloucester Twp Dist 30	Total	1331	380	28.55	202	121								
Gloucester Twp Dist 31	Total	884	237	26.81	152	51								
Gloucester Twp Dist 32	Total	1239	352	28.41	168	121								
Gloucester Twp Dist 33	Total	1273	386	30.32	220	85								
Gloucester Twp Dist 34	Total	895	235	26.26	124	53								
Gloucester Twp Dist 35	Total	1436	387	26.95	225	89								
Gloucester Twp Dist 36	Total	968	331	34.19	192	91								
Gloucester Twp Dist 37	Total	515	102	19.81	61	21								
Gloucester Twp Dist 38	Total	571	148	25.92	84	30								
Gloucester Twp Dist 39	Total	565	144	25.49	77	41								
Gloucester Twp Dist 40	Total	1113	256	23.00	159	59								
Gloucester Twp Mail-In Ballot	Total	0	3534	0.00	1947	672								
Gloucester Twp Provisional	Total	0	191	0.00	87	30								
Gloucester Twp Emergency Ballots	Total	0	0	0.00										
<b>Gloucester Twp</b>	<b>Total</b>	<b>44126</b>	<b>16133</b>	<b>36.56</b>	<b>8906</b>	<b>3984</b>								
Haddon Twp Dist 1	Total	796	280	35.18	179	60								
Haddon Twp Dist 2	Total	699	235	33.62	161	44								
Haddon Twp Dist 3	Total	1081	457	42.28	296	95								
Haddon Twp Dist 4	Total	676	244	36.09	152	63								
Haddon Twp Dist 5	Total	486	164	33.74	95	51								
Haddon Twp Dist 6	Total	686	216	31.49	111	60								
Haddon Twp Dist 7	Total	636	291	45.75	206	45								
Haddon Twp Dist 8	Total	929	267	28.74	189	34								
Haddon Twp Dist 9	Total	599	228	38.06	148	47								
Haddon Twp Dist 10	Total	675	233	34.52	147	44								
Haddon Twp Dist 11	Total	887	353	39.80	232	69								
Haddon Twp Dist 12	Total	1320	553	41.89	328	121								
Haddon Twp Dist 13	Total	682	236	34.60	158	41								
Haddon Twp Dist 14	Total	673	260	38.63	155	53								
Haddon Twp Dist 15	Total	679	259	38.14	159	44								
Haddon Twp Mail-In Ballot	Total	0	878	0.00	494	123								
Haddon Twp Provisional	Total	0	69	0.00	38	8								
Haddon Twp Emergency Ballots	Total	0	0	0.00										



**Public Question #2**

		Registered	Ballots Cast	Turnout (%)	Yes	No								
Haddon Twp	Total	11504	5223	45.40	3248	1002								
Haddonfield Dist 1	Total	1166	389	33.36	262	74								
Haddonfield Dist 2	Total	1316	424	32.22	272	77								
Haddonfield Dist 3	Total	943	348	36.90	242	38								
Haddonfield Dist 4	Total	762	247	32.41	155	58								
Haddonfield Dist 5	Total	662	229	34.59	140	50								
Haddonfield Dist 6	Total	969	398	41.07	263	68								
Haddonfield Dist 7	Total	938	336	35.82	225	64								
Haddonfield Dist 8	Total	1000	395	39.50	271	63								
Haddonfield Dist 9	Total	1099	430	39.13	310	65								
Haddonfield Dist 10	Total	791	259	32.74	176	44								
Haddonfield Mail-In Ballot	Total	0	1035	0.00	611	119								
Haddonfield Provisional	Total	0	101	0.00	62	6								
Haddonfield Emergency Ballots	Total	0	0	0.00										
Haddonfield Borough	Total	9646	4591	47.59	2989	726								
Haddon Heights Dist 1	Total	757	314	41.48	207	72								
Haddon Heights Dist 2	Total	671	242	36.07	178	38								
Haddon Heights Dist 3	Total	1070	446	41.68	289	106								
Haddon Heights Dist 4	Total	642	234	36.45	136	69								
Haddon Heights Dist 5	Total	933	389	41.69	263	72								
Haddon Heights Dist 6	Total	930	373	40.11	239	89								
Haddon Heights Dist 7	Total	954	369	38.68	216	80								
Haddon Heights Mail-In Ballot	Total	0	654	0.00	425	103								
Haddon Heights Provisional	Total	0	31	0.00	22	4								
Haddon Heights Emergency Ballots	Total	0	0	0.00										
Haddon Heights Borough	Total	5957	3052	51.23	1975	633								
Hi-Nella Dist 1	Total	603	137	22.72	78	37								
Hi Nella Mail-In Ballot	Total	0	27	0.00	16	5								
Hi Nella Provisional	Total	0	0	0.00										
Hi Nella Emergency Ballots	Total	0	0	0.00										
Hi-Nella Borough	Total	603	164	27.20	94	42								
Laurel Springs Dist 1	Total	634	252	39.75	153	54								
Laurel Springs Dist 2	Total	771	319	41.37	179	84								
Laurel Springs Mail-In Ballot	Total	0	98	0.00	53	11								
Laurel Springs Provisional	Total	0	4	0.00	4									
Laurel Springs Emergency Ballots	Total	0	0	0.00										
Laurel Springs Borough	Total	1405	673	47.90	389	149								

**Public Question #2**

		Registered	Ballots Cast	Turnout (%)	Yes	No								
Lawnside Dist 1	Total	1113	437	39.26	230	45								
Lawnside Dist 2	Total	1160	391	33.71	217	39								
Lawnside Mail-In Ballot	Total	0	133	0.00	71	21								
Lawnside Provisional	Total	0	7	0.00	2									
Lawnside Emergency Ballots	Total	0	0	0.00										
<b>Lawnside Borough</b>	<b>Total</b>	<b>2273</b>	<b>968</b>	<b>42.59</b>	<b>520</b>	<b>105</b>								
Lindenwold Dist 1	Total	1310	319	24.35	190	75								
Lindenwold Dist 2	Total	1147	256	22.32	143	74								
Lindenwold Dist 3	Total	915	266	29.07	150	60								
Lindenwold Dist 4	Total	1409	319	22.64	189	64								
Lindenwold Dist 5	Total	1280	209	16.33	102	33								
Lindenwold Dist 6	Total	1245	312	25.06	183	51								
Lindenwold Dist 7	Total	787	105	13.34	59	9								
Lindenwold Dist 8	Total	1329	259	19.49	144	48								
Lindenwold Dist 9	Total	655	203	30.99	100	53								
Lindenwold Mail-In Ballot	Total	0	543	0.00	302	102								
Lindenwold Provisional	Total	0	30	0.00	12	3								
Lindenwold Emergency Ballots	Total	0	0	0.00										
<b>Lindenwold Borough</b>	<b>Total</b>	<b>10077</b>	<b>2821</b>	<b>27.99</b>	<b>1574</b>	<b>572</b>								
Magnolia Dist 1	Total	815	239	29.33	120	61								
Magnolia Dist 2	Total	643	192	29.86	101	63								
Magnolia Dist 3	Total	774	208	26.87	131	47								
Magnolia Dist 4	Total	783	259	33.08	153	65								
Magnolia Mail-In Ballot	Total	0	168	0.00	96	30								
Magnolia Provisional	Total	0	16	0.00	7	5								
Magnolia Emergency Ballots	Total	0	0	0.00										
<b>Magnolia Borough</b>	<b>Total</b>	<b>3015</b>	<b>1082</b>	<b>35.89</b>	<b>608</b>	<b>271</b>								
Merchantville Dist 1	Total	1175	375	31.91	216	88								
Merchantville Dist 2	Total	726	251	34.57	158	45								
Merchantville Dist 3	Total	776	185	23.84	117	45								
Merchantville Mail-In Ballot	Total	0	182	0.00	99	32								
Merchantville Provisional	Total	0	17	0.00	10	3								
Merchantville Emergency Ballots	Total	0	0	0.00										
<b>Merchantville Borough</b>	<b>Total</b>	<b>2677</b>	<b>1010</b>	<b>37.73</b>	<b>600</b>	<b>213</b>								
Mt Ephraim Dist 1	Total	766	237	30.94	125	50								
Mt Ephraim Dist 2	Total	873	271	31.04	152	56								
Mt Ephraim Dist 3	Total	849	232	27.33	109	76								
Mt Ephraim Dist 4	Total	831	220	26.47	106	50								

**Public Question #2**

		Registered	Ballots Cast	Turnout (%)	Yes	No								
Mt. Ephraim Mail-In Ballot	Total	0	214	0.00	126	40								
Mt. Ephraim Provisional	Total	0	13	0.00	7	2								
Mt. Ephraim Emergency Ballots	Total	0	0	0.00										
Mount Ephraim Borough	Total	3319	1187	35.76	625	274								
Oaklyn Dist 1	Total	654	247	37.77	154	51								
Oaklyn Dist 2	Total	817	223	27.29	149	41								
Oaklyn Dist 3	Total	744	219	29.44	138	52								
Oaklyn Dist 4	Total	706	278	39.38	168	64								
Oaklyn Mail-In Ballot	Total	0	163	0.00	102	25								
Oaklyn Provisional	Total	0	14	0.00	8	3								
Oaklyn Emergency Ballots	Total	0	0	0.00										
Oaklyn Borough	Total	2921	1144	39.16	719	236								
Pennsauken Dist 1	Total	1086	248	22.84	117	52								
Pennsauken Dist 2	Total	1564	391	25.00	197	60								
Pennsauken Dist 3	Total	1037	319	30.76	176	56								
Pennsauken Dist 4	Total	1416	322	22.74	146	69								
Pennsauken Dist 5	Total	767	261	34.03	151	63								
Pennsauken Dist 6	Total	1062	341	32.11	193	59								
Pennsauken Dist 7	Total	1317	306	23.23	179	45								
Pennsauken Dist 8	Total	913	253	27.71	151	55								
Pennsauken Dist 9	Total	950	177	18.63	96	31								
Pennsauken Dist 10	Total	887	286	32.24	155	63								
Pennsauken Dist 11	Total	977	318	32.55	201	52								
Pennsauken Dist 12	Total	835	211	25.27	120	35								
Pennsauken Dist 13	Total	957	301	31.45	177	69								
Pennsauken Dist 14	Total	1050	299	28.48	158	57								
Pennsauken Dist 15	Total	1208	255	21.11	119	43								
Pennsauken Dist 16	Total	775	170	21.94	73	22								
Pennsauken Dist 17	Total	1232	315	25.57	187	58								
Pennsauken Dist 18	Total	1287	397	30.85	202	99								
Pennsauken Dist 19	Total	640	170	26.56	99	34								
Pennsauken Dist 20	Total	811	221	27.25	95	41								
Pennsauken Dist 21	Total	721	192	26.63	85	45								
Pennsauken Dist 22	Total	812	273	33.62	149	54								
Pennsauken Dist 23	Total	812	231	28.45	129	44								
Pennsauken Dist 24	Total	627	121	19.30	56	22								
Pennsauken Mail-In Ballot	Total	0	1277	0.00	730	187								
Pennsauken Provisional	Total	0	91	0.00	45	7								
Pennsauken Emergency Ballots	Total	0	0	0.00										
Pennsauken Twp	Total	23743	7746	32.62	4186	1422								
Pine Hill Dist 1	Total	942	268	28.45	159	54								

**Public Question #2**

		Registered	Ballots Cast	Turnout (%)	Yes	No							
Pine Hill Dist 2	Total	1160	312	26.90	158	82							
Pine Hill Dist 3	Total	1164	302	25.95	174	86							
Pine Hill Dist 4	Total	1239	265	21.39	143	51							
Pine Hill Dist 5	Total	1230	336	27.32	182	84							
Pine Hill Dist 6	Total	893	144	16.13	72	30							
Pine Hill Mail-In Ballot	Total	0	401	0.00	255	65							
Pine Hill Provisional	Total	0	22	0.00	15	2							
Pine Hill Emergency Ballots	Total	0	0	0.00									
<b>Pine Hill Borough</b>	<b>Total</b>	<b>6628</b>	<b>2050</b>	<b>30.93</b>	<b>1158</b>	<b>454</b>							
Pine Valley Dist 1	Total	12	0	0.00									
Pine Valley Mail-In Ballot	Total	0	8	0.00	4	2							
Pine Valley Provisional	Total	0	0	0.00									
Pine Valley Emergency Ballots	Total	0	0	0.00									
<b>Pine Valley Borough</b>	<b>Total</b>	<b>12</b>	<b>8</b>	<b>66.67</b>	<b>4</b>	<b>2</b>							
Runnemede Dist 1	Total	722	188	26.04	86	64							
Runnemede Dist 2	Total	979	239	24.41	132	65							
Runnemede Dist 3	Total	715	152	21.26	93	33							
Runnemede Dist 4	Total	880	223	25.34	110	52							
Runnemede Dist 5	Total	1309	274	20.93	140	65							
Runnemede Dist 6	Total	1084	300	27.68	154	77							
Runnemede Mail-In Ballot	Total	0	454	0.00	253	113							
Runnemede Provisional	Total	0	13	0.00	5	1							
Runnemede Emergency Ballots	Total	0	0	0.00									
<b>Runnemede Borough</b>	<b>Total</b>	<b>5689</b>	<b>1843</b>	<b>32.40</b>	<b>973</b>	<b>470</b>							
Somerdale Dist 1	Total	1420	386	27.18	209	90							
Somerdale Dist 2	Total	760	196	25.79	121	38							
Somerdale Dist 3	Total	762	255	33.46	118	51							
Somerdale Dist 4	Total	817	242	29.62	143	49							
Somerdale Mail-In Ballot	Total	0	233	0.00	134	38							
Somerdale Provisional	Total	0	12	0.00	6								
Somerdale Emergency Ballots	Total	0	0	0.00									
<b>Somerdale Borough</b>	<b>Total</b>	<b>3759</b>	<b>1324</b>	<b>35.22</b>	<b>731</b>	<b>266</b>							
Stratford Dist 1	Total	570	208	36.49	125	45							
Stratford Dist 2	Total	885	265	29.94	152	76							
Stratford Dist 3	Total	805	226	28.07	108	67							
Stratford Dist 4	Total	1017	312	30.68	178	81							
Stratford Dist 5	Total	612	131	21.41	70	35							
Stratford Dist 6	Total	815	279	34.23	159	71							
Stratford Mail-In Ballot	Total	0	383	0.00	213	92							

**Public Question #2**

		Registered	Ballots Cast	Turnout (%)	Yes	No							
Stratford Provisional	Total	0	16	0.00	8								
Stratford Emergency Ballots	Total	0	0	0.00									
Stratford Borough	Total	4704	1820	38.69	1013	467							
Tavistock Dist 1	Total	9	0	0.00									
Tavistock Mail-In Ballot	Total	0	3	0.00		1							
Tavistock Provisional	Total	0	0	0.00									
Tavistock Emergency Ballots	Total	0	0	0.00									
Tavistock Borough	Total	9	3	33.33		1							
Voorhees Dist 1	Total	1404	401	28.56	227	93							
Voorhees Dist 2	Total	1297	417	32.15	254	80							
Voorhees Dist 3	Total	1270	372	29.29	232	79							
Voorhees Dist 4	Total	1162	203	17.47	118	30							
Voorhees Dist 5	Total	1312	344	26.22	217	54							
Voorhees Dist 6	Total	1302	355	27.27	224	69							
Voorhees Dist 7	Total	757	234	30.91	166	34							
Voorhees Dist 8	Total	1534	375	24.45	229	79							
Voorhees Dist 9	Total	1353	411	30.38	258	112							
Voorhees Dist 10	Total	987	294	29.79	169	58							
Voorhees Dist 11	Total	1012	312	30.83	206	74							
Voorhees Dist 12	Total	979	266	27.17	155	71							
Voorhees Dist 13	Total	1335	381	28.54	214	78							
Voorhees Dist 14	Total	861	257	29.85	168	50							
Voorhees Dist 15	Total	1232	339	27.52	234	62							
Voorhees Dist 16	Total	833	241	28.93	157	50							
Voorhees Dist 17	Total	760	274	36.05	168	48							
Voorhees Dist 18	Total	1157	222	19.19	149	43							
Voorhees Dist 19	Total	997	253	25.38	134	58							
Voorhees Mail-In Ballot	Total	0	2051	0.00	1223	291							
Voorhees Provisional	Total	0	137	0.00	76	20							
Voorhees Emergency Ballots	Total	0	0	0.00									
Voorhees Twp	Total	21544	8139	37.78	4978	1533							
Waterford Dist 1	Total	1020	334	32.75	164	117							
Waterford Dist 2	Total	1220	371	30.41	190	115							
Waterford Dist 3	Total	1055	287	27.20	147	75							
Waterford Dist 4	Total	875	327	37.37	144	121							
Waterford Dist 5	Total	1023	245	23.95	135	67							
Waterford Dist 6	Total	1030	332	32.23	156	118							
Waterford Dist 7	Total	1151	354	30.76	194	106							
Waterford Dist 8	Total	306	109	35.62	54	41							
Waterford Mail-In Ballot	Total	0	617	0.00	379	115							
Waterford Provisional	Total	0	38	0.00	20	11							
Waterford Emergency Ballots	Total	0	0	0.00									

**Public Question #2**

		Registered	Ballots Cast	Turnout (%)	Yes	No							
Waterford Twp	Total	7680	3014	39.24	1583	886							
Winslow W1 D1	Total	1037	380	36.64	164	143							
Winslow W1 D2	Total	1184	304	25.68	147	123							
Winslow W1 D3	Total	765	246	32.16	122	94							
Winslow W1 D4	Total	1355	403	29.74	207	126							
Winslow W1 D5	Total	1272	398	31.29	186	134							
Winslow W1 D6	Total	707	206	29.14	114	44							
Winslow Ward 1 Mail-In Ballot	Total	0	609	0.00	314	206							
Winslow Ward 1 Provisional	Total	0	29	0.00	19	5							
Winslow W1 Emergency Ballots	Total	0	0	0.00									
Winslow Ward 1	Total	6320	2575	40.74	1273	875							
Winslow W2 D1	Total	1582	493	31.16	295	110							
Winslow W2 D2	Total	883	266	30.12	131	102							
Winslow W2 D3	Total	1573	465	29.56	231	136							
Winslow W2 D4	Total	1139	382	33.54	197	106							
Winslow W2 D5	Total	891	260	29.18	135	99							
Winslow W2 D6	Total	966	285	29.50	167	68							
Winslow Ward 2 Mail-In Ballot	Total	0	498	0.00	314	105							
Winslow Ward 2 Provisional	Total	0	40	0.00	18	6							
Winslow W2 Mail-In Ballot Rejected	Total	0	0	0.00									
Winslow W2 Provisional Rejected	Total	0	0	0.00									
Winslow W2 Emergency Ballots	Total	0	0	0.00									
Winslow Ward 2	Total	7034	2689	38.23	1488	732							
Winslow W3 D1	Total	1284	375	29.21	183	77							
Winslow W3 D2	Total	1455	353	24.26	203	51							
Winslow W3 D3	Total	1174	248	21.12	130	49							
Winslow W3 D4	Total	1155	313	27.10	188	60							
Winslow W3 D5	Total	1319	432	32.75	232	86							
Winslow Ward 3 Mail-In Ballot	Total	0	360	0.00	216	62							
Winslow Ward 3 Provisional	Total	0	26	0.00	6	6							
Winslow W3 Mail-In Ballot Rejected	Total	0	0	0.00									
Winslow W3 Provisional Rejected	Total	0	0	0.00									
Winslow W3 Emergency Ballots	Total	0	0	0.00									
Winslow W4 D1	Total	777	275	35.39	137	91							
Winslow Ward 3	Total	7164	2382	33.25	1295	482							
Winslow W4 D2	Total	1496	362	24.20	219	79							
Winslow W4 D3	Total	1685	474	28.13	306	93							
Winslow W4 D4	Total	1265	416	32.89	235	96							
Winslow W4 D5	Total	1416	433	30.58	252	101							

**Public Question #2**

		Registered	Ballots Cast	Turnout (%)	Yes	No							
Winslow Ward 4 Mail-In Ballot	Total	0	450	0.00	275	86							
Winslow Ward 4 Provisional	Total	0	28	0.00	12	8							
Winslow W4 Mail-In Ballot Rejected	Total	0	0	0.00									
Winslow W4 Provisional Rejected	Total	0	0	0.00									
Winslow W4 Emergency Ballots	Total	0	0	0.00									
Winslow Ward 4	Total	5862	2163	36.90	1299	463							
Winslow Twp	Total	26380	9809	37.18	5355	2552							
Woodlynne Dist 1	Total	902	166	18.40	77	25							
Woodlynne Dist 2	Total	719	147	20.45	79	30							
Woodlynne Mail-In Ballot	Total	0	40	0.00	21	9							
Woodlynne Provisional	Total	0	7	0.00	2	1							
Woodlynne Emergency Ballots	Total	0	0	0.00									
Woodlynne Borough	Total	1621	360	22.21	179	65							
Total - TC-Election Day		348779	95811	27.47	54008	20915							
Total - TC-Emergency		348779	0	0.00									
Total - TC-Mail-In Ballot		348779	25864	7.42	15180	4150							
Total - TC-Provisional		348779	1783	0.51	883	222							
Total - TC-Rejected Ballots		348779	0	0.00									
Contest Total		348779	123458	35.40	70071	25287							

**Chesilhurst Boro Municipal Question**

		Registered	Ballots Cast	Turnout (%)	Yes	No								
Chesilhurst Dist 1	Total	1122	310	27.63	120	119								
Chesilhurst Mail-In Ballot	Total	0	93	0.00	33	36								
Chesilhurst Provisional	Total	0	3	0.00	1									
Chesilhurst Emergency Ballots	Total	0	0	0.00										
Chesilhurst Borough	Total	1122	406	36.19	154	155								
Total - TC-Election Day		1122	310	27.63	120	119								
Total - TC-Emergency		1122	0	0.00										
Total - TC-Mail-In Ballot		1122	93	8.29	33	36								
Total - TC-Provisional		1122	3	0.27	1									
Total - TC-Rejected Ballots		1122	0	0.00										
Contest Total		1122	406	36.19	154	155								



**Winslow Twp. Committee Ward 4**

		Registered	Ballots Cast	Turnout (%)	Charles FLAMINI	Linda MC CRAE	Write-In							
Winslow W4 D1	Total	777	275	35.39	150	94								
Winslow Ward 3	Total	777	275	35.39	150	94								
Winslow W4 D2	Total	1496	362	24.20	294	52	1							
Winslow W4 D3	Total	1685	474	28.13	362	95								
Winslow W4 D4	Total	1265	416	32.89	307	89								
Winslow W4 D5	Total	1416	433	30.58	359	57								
Winslow Ward 4 Mail-In Ballot	Total	0	450	0.00	309	123	2							
Winslow Ward 4 Provisional	Total	0	28	0.00	21	7								
Winslow W4 Mail-In Ballot Rejected	Total	0	0	0.00										
Winslow W4 Provisional Rejected	Total	0	0	0.00										
Winslow W4 Emergency Ballots	Total	0	0	0.00										
Winslow Ward 4	Total	5862	2163	36.90	1652	423	3							
Winslow Twp	Total	6639	2438	36.72	1802	517	3							
Total - TC-Election Day		6639	1960	29.52	1472	387	1							
Total - TC-Emergency		6639	0	0.00										
Total - TC-Mail-In Ballot		6639	450	6.78	309	123	2							
Total - TC-Provisional		6639	28	0.42	21	7								
Total - TC-Rejected Ballots		6639	0	0.00										
Contest Total		6639	2438	36.72	1802	517	3							

**Woodlynne Council UNEX**

		Registered	Ballots Cast	Turnout (%)	Shana K. FELICIANO	Write-In							
Woodlynne Dist 1	Total	902	166	18.40	137								
Woodlynne Dist 2	Total	719	147	20.45	118								
Woodlynne Mail-In Ballot	Total	0	40	0.00	24	4							
Woodlynne Provisional	Total	0	7	0.00	6								
Woodlynne Emergency Ballots	Total	0	0	0.00									
Woodlynne Borough	Total	1621	360	22.21	285	4							
Total - TC-Election Day		1621	313	19.31	255								
Total - TC-Emergency		1621	0	0.00									
Total - TC-Mail-In Ballot		1621	40	2.47	24	4							
Total - TC-Provisional		1621	7	0.43	6								
Total - TC-Rejected Ballots		1621	0	0.00									
Contest Total		1621	360	22.21	285	4							

**Woodlynne Council**

		Registered	Ballots Cast	Turnout (%)	Pablo FUENTES	Clyde E. COOK	Write-In						
Woodlynne Dist 1	Total	902	166	18.40	128	120	1						
Woodlynne Dist 2	Total	719	147	20.45	109	112							
Woodlynne Mail-In Ballot	Total	0	40	0.00	23	28	6						
Woodlynne Provisional	Total	0	7	0.00	7	5	1						
Woodlynne Emergency Ballots	Total	0	0	0.00									
Woodlynne Borough	Total	1621	360	22.21	267	265	8						
Total - TC-Election Day		1621	313	19.31	237	232	1						
Total - TC-Emergency		1621	0	0.00									
Total - TC-Mail-In Ballot		1621	40	2.47	23	28	6						
Total - TC-Provisional		1621	7	0.43	7	5	1						
Total - TC-Rejected Ballots		1621	0	0.00									
Contest Total		1621	360	22.21	267	265	8						

**Local BOE- Audubon**

		Registered	Ballots Cast	Turnout (%)	Matthew REPETTO	Pamela CHIARADIA	Marianne BROWN	Pasquale 'Pat' YACOVELLI	Cheryl ALVIN	Jessica DI VIETRO	Jeffrey WHITMAN	Write-In		
Audubon Boro Dist 1	Total	787	219	27.83	65	84	80	42	41	29	102			
Audubon Boro Dist 2	Total	606	277	45.71	49	97	104	58	70	52	100	3		
Audubon Boro Dist 3	Total	985	336	34.11	68	126	117	84	79	70	144			
Audubon Boro Dist 4	Total	632	236	37.34	46	108	101	47	60	45	117			
Audubon Boro Dist 5	Total	925	304	32.86	52	101	107	71	78	60	112	2		
Audubon Boro Dist 6	Total	1071	383	35.76	88	139	115	122	107	73	173	2		
Audubon Boro Dist 7	Total	682	259	37.98	54	92	83	61	66	55	115	1		
Audubon Boro Dist 8	Total	855	298	34.85	69	130	120	71	68	63	121	2		
Audubon Boro Mail-In Ballot	Total	0	476	0.00	119	153	200	151	106	144	198	1		
Audubon Boro Provisional	Total	0	34	0.00	7	10	15	10	12	5	13			
Audubon Boro Emergency Ballots	Total	0	0	0.00										
<b>Audubon Borough</b>	<b>Total</b>	<b>6543</b>	<b>2822</b>	<b>43.13</b>	<b>617</b>	<b>1040</b>	<b>1042</b>	<b>717</b>	<b>687</b>	<b>596</b>	<b>1195</b>	<b>11</b>		
Audubon Park Dist 1	Total	771	256	33.20	49	53	55	52	30	29	76	2		
Audubon Park Mail-In Ballot	Total	0	28	0.00	5	4	9	7	5	7	9	1		
Audubon Park Provisional	Total	0	3	0.00	1	1	1							
Audubon Park Emergency Ballots	Total	0	0	0.00										
<b>Audubon Park Borough</b>	<b>Total</b>	<b>771</b>	<b>287</b>	<b>37.22</b>	<b>55</b>	<b>58</b>	<b>65</b>	<b>59</b>	<b>35</b>	<b>36</b>	<b>85</b>	<b>3</b>		
Total - TC-Election Day		7314	2568	35.11	540	930	882	608	599	476	1060	12		
Total - TC-Emergency		7314	0	0.00										
Total - TC-Mail-In Ballot		7314	504	6.89	124	157	209	158	111	151	207	2		
Total - TC-Provisional		7314	37	0.51	8	11	16	10	12	5	13			
Total - TC-Rejected Ballots		7314	0	0.00										
<b>Contest Total</b>		<b>7314</b>	<b>3109</b>	<b>42.51</b>	<b>672</b>	<b>1098</b>	<b>1107</b>	<b>776</b>	<b>722</b>	<b>632</b>	<b>1280</b>	<b>14</b>		

**Local BOE- Barrington Boro**

		Registered	Ballots Cast	Turnout (%)	Keili MARTONE	Martin J. SCHOETTLE, JR.	Jennifer SCHUSTER	Write-In						
Barrington Dist 1	Total	1180	400	33.90	210	216	213	3						
Barrington Dist 2	Total	835	236	28.26	119	116	122							
Barrington Dist 3	Total	986	304	30.83	141	152	161	1						
Barrington Dist 4	Total	1360	321	23.60	148	152	157							
Barrington Dist 5	Total	544	186	34.19	99	100	100	3						
Barrington Mail-In Ballot	Total	0	401	0.00	259	264	266	10						
Barrington Provisional	Total	0	33	0.00	16	16	18							
Barrington Emergency Ballots	Total	0	0	0.00										
<b>Barrington Borough</b>	<b>Total</b>	<b>4905</b>	<b>1881</b>	<b>38.35</b>	<b>992</b>	<b>1016</b>	<b>1037</b>	<b>17</b>						
Total - TC-Election Day		4905	1447	29.50	717	736	753	7						
Total - TC-Emergency		4905	0	0.00										
Total - TC-Mail-In Ballot		4905	401	8.18	259	264	266	10						
Total - TC-Provisional		4905	33	0.67	16	16	18							
Total - TC-Rejected Ballots		4905	0	0.00										
<b>Contest Total</b>		<b>4905</b>	<b>1881</b>	<b>38.35</b>	<b>992</b>	<b>1016</b>	<b>1037</b>	<b>17</b>						

**Local BOE- Bellmawr Boro**

		Registered	Ballots Cast	Turnout (%)	Danielle TOMEO	Kelly ROSATO	Jody MANGUS	Lisa YOUNG	Write-In				
Bellmawr Dist 1	Total	1345	383	28.48	183	163	149	159	1				
Bellmawr Dist 2	Total	1233	318	25.79	128	145	112	120	1				
Bellmawr Dist 3	Total	1112	283	25.45	109	135	107	102					
Bellmawr Dist 4	Total	986	261	26.47	118	98	95	100					
Bellmawr Dist 5	Total	983	231	23.50	113	128	90	80	1				
Bellmawr Dist 6	Total	1097	338	30.81	129	145	112	109	1				
Bellmawr Dist 7	Total	916	239	26.09	95	108	65	80	2				
Bellmawr Mail-In Ballot	Total	0	540	0.00	313	271	259	274	8				
Bellmawr Provisional	Total	0	24	0.00	11	13	7	6	4				
Bellmawr Emergency Ballots	Total	0	0	0.00									
Bellmawr Borough	Total	7672	2617	34.11	1199	1206	996	1030	18				
Total - TC-Election Day		7672	2053	26.76	875	922	730	750	6				
Total - TC-Emergency		7672	0	0.00									
Total - TC-Mail-In Ballot		7672	540	7.04	313	271	259	274	8				
Total - TC-Provisional		7672	24	0.31	11	13	7	6	4				
Total - TC-Rejected Ballots		7672	0	0.00									
Contest Total		7672	2617	34.11	1199	1206	996	1030	18				

**Eastern Cam Co Regional Member BOE Berlin Boro**

		Registered	Ballots Cast	Turnout (%)	Gail DAVID	Write-In							
Berlin Boro Dist 1	Total	889	241	27.11	139	4							
Berlin Boro Dist 2	Total	1283	423	32.97	254	3							
Berlin Boro Dist 3	Total	1323	400	30.23	233	1							
Berlin Boro Dist 4	Total	1227	367	29.91	233	1							
Berlin Boro Dist 5	Total	631	193	30.59	114	1							
Berlin Boro Mail-In Ballot	Total	0	468	0.00	303	7							
Berlin Boro Provisional	Total	0	23	0.00	12								
Berlin Boro Emergency Ballots	Total	0	0	0.00									
Berlin Borough	Total	5353	2115	39.51	1288	17							
Total - TC-Election Day		5353	1624	30.34	973	10							
Total - TC-Emergency		5353	0	0.00									
Total - TC-Mail-In Ballot		5353	468	8.74	303	7							
Total - TC-Provisional		5353	23	0.43	12								
Total - TC-Rejected Ballots		5353	0	0.00									
Contest Total		5353	2115	39.51	1288	17							

**Local BOE- Berlin Boro**

		Registered	Ballots Cast	Turnout (%)	Jocelyn LEWIS	Francis J. BALLAK	Francine M. VISCOME	Lisa ASARE	Write-In				
Berlin Boro Dist 1	Total	889	241	27.11	106	101	93	94	5				
Berlin Boro Dist 2	Total	1283	423	32.97	187	165	175	147	1				
Berlin Boro Dist 3	Total	1323	400	30.23	175	149	166	153					
Berlin Boro Dist 4	Total	1227	367	29.91	174	139	169	140	3				
Berlin Boro Dist 5	Total	631	193	30.59	90	76	97	67	1				
Berlin Boro Mail-In Ballot	Total	0	468	0.00	234	184	224	239	13				
Berlin Boro Provisional	Total	0	23	0.00	9	8	9	7					
Berlin Boro Emergency Ballots	Total	0	0	0.00									
<b>Berlin Borough</b>	<b>Total</b>	<b>5353</b>	<b>2115</b>	<b>39.51</b>	<b>975</b>	<b>822</b>	<b>933</b>	<b>847</b>	<b>23</b>				
Total - TC-Election Day		5353	1624	30.34	732	630	700	601	10				
Total - TC-Emergency		5353	0	0.00									
Total - TC-Mail-In Ballot		5353	468	8.74	234	184	224	239	13				
Total - TC-Provisional		5353	23	0.43	9	8	9	7					
Total - TC-Rejected Ballots		5353	0	0.00									
<b>Contest Total</b>		<b>5353</b>	<b>2115</b>	<b>39.51</b>	<b>975</b>	<b>822</b>	<b>933</b>	<b>847</b>	<b>23</b>				



**Local BOE- Berlin Township**

		Registered	Ballots Cast	Turnout (%)	Mary WILLIAMS	Gerard PETERSEN	SOI COHEN	Keith A. JONES	Write-In				
Berlin Twp Dist 1	Total	1378	386	28.01	172	147	146	125	6				
Berlin Twp Dist 2	Total	661	193	29.20	84	63	63	69	4				
Berlin Twp Dist 3	Total	621	147	23.67	53	54	38	50					
Berlin Twp Dist 4	Total	1191	280	23.51	108	111	82	74	1				
Berlin Twp Mail-In Ballot	Total	0	326	0.00	183	142	154	161	13				
Berlin Twp Provisional	Total	0	16	0.00	8	6	10	5					
Berlin Twp Emergency Ballots	Total	0	0	0.00									
Berlin Township	Total	3851	1348	35.00	608	523	493	484	24				
Total - TC-Election Day		3851	1006	26.12	417	375	329	318	11				
Total - TC-Emergency		3851	0	0.00									
Total - TC-Mail-In Ballot		3851	326	8.47	183	142	154	161	13				
Total - TC-Provisional		3851	16	0.42	8	6	10	5					
Total - TC-Rejected Ballots		3851	0	0.00									
Contest Total		3851	1348	35.00	608	523	493	484	24				

**Local BOE-Brooklawn UNEX**

		Registered	Ballots Cast	Turnout (%)	Kathleen MAASS	Write-In							
Brooklawn Dist 1	Total	1254	349	27.83	218	8							
Brooklawn Mail-In Ballot	Total	0	49	0.00	31	3							
Brooklawn Provisional	Total	0	2	0.00	2								
Brooklawn Emergency Ballots	Total	0	0	0.00									
Brooklawn Borough	Total	1254	400	31.90	251	11							
Total - TC-Election Day		1254	349	27.83	218	8							
Total - TC-Emergency		1254	0	0.00									
Total - TC-Mail-In Ballot		1254	49	3.91	31	3							
Total - TC-Provisional		1254	2	0.16	2								
Total - TC-Rejected Ballots		1254	0	0.00									
Contest Total		1254	400	31.90	251	11							

**Local BOE- Brooklawn Boro**

		Registered	Ballots Cast	Turnout (%)	Christina SHAW	James E. EVERETT	Taylor FARROW	Bruce DARROW	Write-In				
Brooklawn Dist 1	Total	1254	349	27.83	161	149	171	108	5				
Brooklawn Mail-In Ballot	Total	0	49	0.00	26	32	25	18	2				
Brooklawn Provisional	Total	0	2	0.00	1	1	1						
Brooklawn Emergency Ballots	Total	0	0	0.00									
Brooklawn Borough	Total	1254	400	31.90	188	182	197	126	7				
Total - TC-Election Day		1254	349	27.83	161	149	171	108	5				
Total - TC-Emergency		1254	0	0.00									
Total - TC-Mail-In Ballot		1254	49	3.91	26	32	25	18	2				
Total - TC-Provisional		1254	2	0.16	1	1	1						
Total - TC-Rejected Ballots		1254	0	0.00									
Contest Total		1254	400	31.90	188	182	197	126	7				

**Local BOE- Cherry Hill Township**

		Registered	Ballots Cast	Turnout (%)	Fredrick DANDE	Lisa SAIDEL	Eric GOODWIN	Carol MATLAC K	Sally TONG	Write-In				
Cherry Hill Dist 1	Total	1052	387	36.79	134	133	118	124	104	4				
Cherry Hill Dist 2	Total	1181	301	25.49	86	93	89	76	66	3				
Cherry Hill Dist 3	Total	1571	356	22.66	107	124	107	105	92					
Cherry Hill Dist 4	Total	1264	317	25.08	72	119	90	107	85	3				
Cherry Hill Dist 5	Total	1186	346	29.17	86	113	101	90	109					
Cherry Hill Dist 6	Total	945	265	28.04	67	105	91	89	60	3				
Cherry Hill Dist 7	Total	1077	316	29.34	92	112	113	84	74	3				
Cherry Hill Dist 8	Total	983	283	28.79	75	99	77	73	78	1				
Cherry Hill Dist 9	Total	1145	265	23.14	75	103	88	77	78	2				
Cherry Hill Dist 10	Total	1415	381	26.93	93	116	112	121	121					
Cherry Hill Dist 11	Total	1249	368	29.46	103	135	102	136	103					
Cherry Hill Dist 12	Total	1245	328	26.35	81	124	103	101	110					
Cherry Hill Dist 13	Total	1043	338	32.41	84	144	120	146	90	11				
Cherry Hill Dist 14	Total	851	313	36.78	65	128	103	129	87	4				
Cherry Hill Dist 15	Total	1307	306	23.41	63	100	80	85	85	1				
Cherry Hill Dist 16	Total	797	225	28.23	47	117	90	94	74	2				
Cherry Hill Dist 17	Total	1251	357	28.54	84	159	136	173	96	1				
Cherry Hill Dist 18	Total	895	233	26.03	55	116	97	124	54	1				
Cherry Hill Dist 19	Total	939	283	30.14	86	125	104	66	75	2				
Cherry Hill Dist 20	Total	1295	418	32.28	122	153	146	134	124					
Cherry Hill Dist 21	Total	1430	347	24.27	73	119	111	116	98	1				
Cherry Hill Dist 22	Total	1080	346	32.04	94	132	127	142	122	5				
Cherry Hill Dist 23	Total	1390	310	22.30	79	115	95	91	98	1				
Cherry Hill Dist 24	Total	1208	336	27.81	89	124	99	106	98	4				
Cherry Hill Dist 25	Total	1050	299	28.48	97	111	88	94	85	4				
Cherry Hill Dist 26	Total	1455	438	30.10	133	151	133	132	161					
Cherry Hill Dist 27	Total	1079	313	29.01	76	135	131	106	116					
Cherry Hill Dist 28	Total	1334	350	26.24	84	165	141	136	117					
Cherry Hill Dist 29	Total	1403	415	29.58	123	146	143	120	139	2				
Cherry Hill Dist 30	Total	727	238	32.74	41	122	94	92	64	1				
Cherry Hill Dist 31	Total	1306	336	25.73	74	118	93	93	74	2				
Cherry Hill Dist 32	Total	745	165	22.15	42	52	38	39	33	1				
Cherry Hill Dist 33	Total	1266	386	30.49	128	157	150	106	119	4				
Cherry Hill Dist 34	Total	1290	372	28.84	92	150	139	144	101	4				
Cherry Hill Dist 35	Total	1288	419	32.53	112	155	148	189	110	1				
Cherry Hill Dist 36	Total	1185	263	22.19	48	127	95	78	65	4				
Cherry Hill Dist 37	Total	1053	308	29.25	68	123	124	94	92	2				
Cherry Hill Dist 38	Total	847	260	30.70	56	132	116	109	66	1				
Cherry Hill Dist 39	Total	1199	365	30.44	89	193	166	141	91					
Cherry Hill Dist 40	Total	845	258	30.53	56	136	105	98	98	1				
Cherry Hill Dist 41	Total	895	208	23.24	45	70	68	69	47					
Cherry Hill Dist 42	Total	709	229	32.30	41	116	96	136	59					
Cherry Hill Dist 43	Total	1046	311	29.73	94	129	110	122	107	1				
Cherry Hill Dist 44	Total	1383	340	24.58	77	146	123	111	112					
Cherry Hill Dist 45	Total	1686	408	24.20	107	147	128	126	143	1				
Cherry Hill Dist 46	Total	1086	244	22.47	58	86	54	61	90	3				
Cherry Hill Dist 47	Total	990	249	25.15	41	127	95	103	58	4				
Cherry Hill Dist 48	Total	595	127	21.34	23	38	32	31	28	3				
Cherry Hill Mail-In Ballot	Total	0	5697	0.00	1409	2697	2264	2711	2134	71				
Cherry Hill Provisional	Total	0	344	0.00	93	142	107	129	125	8				

**Local BOE- Cherry Hill Township**

		Registered	Ballots Cast	Turnout (%)	Frederick DANDE	Lisa SAIDEL	Eric GOODWIN	Carol MATLAC K	Sally TONG	Write-In			
Cherry Hill Emergency Ballots	Total	0	0	0.00									
Cherry Hill Twp	Total	54261	21067	38.83	5319	8779	7480	7959	6615	170			
Total - TC-Election Day		54261	15026	27.69	3817	5940	5109	5119	4356	91			
Total - TC-Emergency		54261	0	0.00									
Total - TC-Mail-In Ballot		54261	5697	10.50	1409	2697	2264	2711	2134	71			
Total - TC-Provisional		54261	344	0.63	93	142	107	129	125	8			
Total - TC-Rejected Ballots		54261	0	0.00									
Contest Total		54261	21067	38.83	5319	8779	7480	7959	6615	170			

**Local BOE-Chesilhurst Boro UNEX**

		Registered	Ballots Cast	Turnout (%)	Write-In	Linda Hirn							
Chesilhurst Dist 1	Total	1122	310	27.63	5	4							
Chesilhurst Mail-In Ballot	Total	0	93	0.00	2								
Chesilhurst Provisional	Total	0	3	0.00									
Chesilhurst Emergency Ballots	Total	0	0	0.00									
Chesilhurst Borough	Total	1122	406	36.19	7	4							
Total - TC-Election Day		1122	310	27.63	5	4							
Total - TC-Emergency		1122	0	0.00									
Total - TC-Mail-In Ballot		1122	93	8.29	2								
Total - TC-Provisional		1122	3	0.27									
Total - TC-Rejected Ballots		1122	0	0.00									
Contest Total		1122	406	36.19	7	4							

**Local BOE- Chesilhurst Boro**

		Registered	Ballots Cast	Turnout (%)	Debra L. BARNEY	Write-In							
Chesilhurst Dist 1	Total	1122	310	27.63	109	3							
Chesilhurst Mail-In Ballot	Total	0	93	0.00	51	1							
Chesilhurst Provisional	Total	0	3	0.00	1								
Chesilhurst Emergency Ballots	Total	0	0	0.00									
Chesilhurst Borough	Total	1122	406	36.19	161	4							
Total - TC-Election Day		1122	310	27.63	109	3							
Total - TC-Emergency		1122	0	0.00									
Total - TC-Mail-In Ballot		1122	93	8.29	51	1							
Total - TC-Provisional		1122	3	0.27	1								
Total - TC-Rejected Ballots		1122	0	0.00									
Contest Total		1122	406	36.19	161	4							

**Local BOE Clementon Boro UNEX**

		Registered	Ballots Cast	Turnout (%)	Write-In	Emily Nichols							
Clementon Dist 1	Total	983	261	26.55	10	1							
Clementon Dist 2	Total	977	265	27.12	13	6							
Clementon Dist 3	Total	1186	289	24.37	6	2							
Clementon Mail-In Ballot	Total	0	192	0.00	5								
Clementon Provisional	Total	0	11	0.00									
Clementon Emergency Ballots	Total	0	0	0.00									
Clementon Borough	Total	3146	1018	32.36	34	9							
Total - TC-Election Day		3146	815	25.91	29	9							
Total - TC-Emergency		3146	0	0.00									
Total - TC-Mail-In Ballot		3146	192	6.10	5								
Total - TC-Provisional		3146	11	0.35									
Total - TC-Rejected Ballots		3146	0	0.00									
Contest Total		3146	1018	32.36	34	9							



**Local BOE- Clementon Boro**

		Registered	Ballots Cast	Turnout (%)	Randall FREILING	Katherine ANDERSON	Lisa MOORE	Emily NICHOLS	Anthony NUCERA	Jennifer MORRISSEY	William F. WEYLAND	Write-In	
Clementon Dist 1	Total	983	261	26.55	80	76	62	44	26	47	57	2	
Clementon Dist 2	Total	977	265	27.12	91	67	64	62	39	49	46	4	
Clementon Dist 3	Total	1186	289	24.37	83	59	65	71	38	58	63	4	
Clementon Mail-In Ballot	Total	0	192	0.00	67	61	51	41	26	61	45	2	
Clementon Provisional	Total	0	11	0.00	2	2	3	3	1	2			
Clementon Emergency Ballots	Total	0	0	0.00									
Clementon Borough	Total	3146	1018	32.36	323	265	245	221	130	217	211	12	
Total - TC-Election Day		3146	815	25.91	254	202	191	177	103	154	166	10	
Total - TC-Emergency		3146	0	0.00									
Total - TC-Mail-In Ballot		3146	192	6.10	67	61	51	41	26	61	45	2	
Total - TC-Provisional		3146	11	0.35	2	2	3	3	1	2			
Total - TC-Rejected Ballots		3146	0	0.00									
Contest Total		3146	1018	32.36	323	265	245	221	130	217	211	12	

**Local BOE- Collingswood Boro**

		Registered	Ballots Cast	Turnout (%)	Antonina MILLER	Fiona HENRY	Kimberly M. BROOKS	Write-In						
Collingswood Dist 1	Total	744	318	42.74	164	176	181	2						
Collingswood Dist 2	Total	1039	438	42.16	227	235	241	8						
Collingswood Dist 3	Total	565	180	31.86	92	96	96	3						
Collingswood Dist 4	Total	902	313	34.70	179	177	188	3						
Collingswood Dist 5	Total	1032	209	20.25	87	86	88							
Collingswood Dist 6	Total	727	297	40.85	149	151	156	8						
Collingswood Dist 7	Total	987	360	36.47	198	207	209	5						
Collingswood Dist 8	Total	844	299	35.43	176	180	180							
Collingswood Dist 9	Total	1313	414	31.53	223	237	234	3						
Collingswood Dist 10	Total	834	302	36.21	153	160	162	3						
Collingswood Dist 11	Total	894	321	35.91	191	184	199	15						
Collingswood Dist 12	Total	644	255	39.60	133	127	135	2						
Collingswood Mail-In Ballot	Total	0	770	0.00	499	512	507	24						
Collingswood Provisional	Total	0	68	0.00	42	42	43	1						
Collingswood Emergency Ballots	Total	0	0	0.00										
Collingswood Borough	Total	10525	4544	43.17	2513	2570	2619	77						
Total - TC-Election Day		10525	3706	35.21	1972	2016	2069	52						
Total - TC-Emergency		10525	0	0.00										
Total - TC-Mail-In Ballot		10525	770	7.32	499	512	507	24						
Total - TC-Provisional		10525	68	0.65	42	42	43	1						
Total - TC-Rejected Ballots		10525	0	0.00										
Contest Total		10525	4544	43.17	2513	2570	2619	77						

**Eastern Cam Co Reg BOE-Gibbsboro**

		Registered	Ballots Cast	Turnout (%)	Dennis DEICHERT	Write-In							
Gibbsboro Dist 1	Total	943	302	32.03	184	3							
Gibbsboro Dist 2	Total	785	242	30.83	161	1							
Gibbsboro Mail-In Ballot	Total	0	139	0.00	102								
Gibbsboro Provisional	Total	0	6	0.00	1	1							
Gibbsboro Emergency Ballots	Total	0	0	0.00									
Gibbsboro Borough	Total	1728	689	39.87	448	5							
Total - TC-Election Day		1728	544	31.48	345	4							
Total - TC-Emergency		1728	0	0.00									
Total - TC-Mail-In Ballot		1728	139	8.04	102								
Total - TC-Provisional		1728	6	0.35	1	1							
Total - TC-Rejected Ballots		1728	0	0.00									
Contest Total		1728	689	39.87	448	5							

**Local BOE-Gibbsboro Boro UNEX**

		Registered	Ballots Cast	Turnout (%)	Write-In	Andrew Parsnitz							
Gibbsboro Dist 1	Total	943	302	32.03	6	16							
Gibbsboro Dist 2	Total	785	242	30.83	12	25							
Gibbsboro Mail-In Ballot	Total	0	139	0.00	4								
Gibbsboro Provisional	Total	0	6	0.00									
Gibbsboro Emergency Ballots	Total	0	0	0.00									
Gibbsboro Borough	Total	1728	689	39.87	22	41							
Total - TC-Election Day		1728	544	31.48	18	41							
Total - TC-Emergency		1728	0	0.00									
Total - TC-Mail-In Ballot		1728	139	8.04	4								
Total - TC-Provisional		1728	6	0.35									
Total - TC-Rejected Ballots		1728	0	0.00									
Contest Total		1728	689	39.87	22	41							

**Local BOE- Gibbsboro Boro**

		Registered	Ballots Cast	Turnout (%)	Ellie FALCONE	Geoffrey ALEXANDER	Lorraine BALUT	Write-In						
Gibbsboro Dist 1	Total	943	302	32.03	182	154	154	7						
Gibbsboro Dist 2	Total	785	242	30.83	149	141	140	5						
Gibbsboro Mail-In Ballot	Total	0	139	0.00	92	96	94	2						
Gibbsboro Provisional	Total	0	6	0.00	1	1	2							
Gibbsboro Emergency Ballots	Total	0	0	0.00										
Gibbsboro Borough	Total	1728	689	39.87	424	392	390	14						
Total - TC-Election Day		1728	544	31.48	331	295	294	12						
Total - TC-Emergency		1728	0	0.00										
Total - TC-Mail-In Ballot		1728	139	8.04	92	96	94	2						
Total - TC-Provisional		1728	6	0.35	1	1	2							
Total - TC-Rejected Ballots		1728	0	0.00										
Contest Total		1728	689	39.87	424	392	390	14						

**Local BOE-Gloucester City**

		Registered	Ballots Cast	Turnout (%)	Stephanie KENNEY-COHAN	Jacqueline BORGER	Write-In	Jason Chiodi						
Gloucester City W1 D1	Total	780	137	17.56	75	68	9	3						
Gloucester City W1 D2	Total	707	203	28.71	114	98	21	19						
Gloucester City W1 D3	Total	659	220	33.38	111	108	28	23						
Gloucester City Ward 1 Mail-In Ballot	Total	0	93	0.00	67	68	4							
Gloucester City Ward 1 Provisional	Total	0	13	0.00	5	6	7							
Gloucester City W1 Emergency Ballots	Total	0	0	0.00										
Gloucester City Ward 1	Total	2146	666	31.03	372	348	69	45						
Gloucester City W2 D1	Total	710	149	20.99	85	71	13	13						
Gloucester City W2 D2	Total	835	236	28.26	149	138	25	22						
Gloucester City W2 D3	Total	924	268	29.00	156	141	26	46						
Gloucester City Ward 2 Mail-In Ballot	Total	0	166	0.00	136	128	22							
Gloucester City Ward 2 Provisional	Total	0	15	0.00	10	11	2							
Gloucester City W2 Emergency Ballots	Total	0	0	0.00										
Gloucester City Ward 2	Total	2469	834	33.78	536	489	88	81						
Gloucester City W3 D1	Total	966	202	20.91	109	103	14	13						
Gloucester City W3 D2	Total	1018	259	25.44	135	124	22	27						
Gloucester City Ward 3 Mail-In Ballot	Total	0	116	0.00	85	82	13							
Gloucester City Ward 3 Provisional	Total	0	6	0.00	4	4								
Gloucester City W3 Emergency Ballots	Total	0	0	0.00										
Gloucester City Ward 3	Total	1984	583	29.39	333	313	49	40						
Gloucester City	Total	6599	2083	31.57	1241	1150	206	166						
Total - TC-Election Day		6599	1674	25.37	934	851	158	166						
Total - TC-Emergency		6599	0	0.00										
Total - TC-Mail-In Ballot		6599	375	5.68	288	278	39							
Total - TC-Provisional		6599	34	0.52	19	21	9							
Total - TC-Rejected Ballots		6599	0	0.00										
Contest Total		6599	2083	31.57	1241	1150	206	166						

**Black Horse Pike Regional Member BOE Glouc Twp**

		Registered	Ballots Cast	Turnout (%)	Joyce W. ELLIS	Kevin J. BUCCERONI, SR.	Jill DAWSON	Write-In						
Gloucester Twp Dist 1	Total	664	203	30.57	104	100	100	1						
Gloucester Twp Dist 2	Total	717	220	30.68	107	106	104							
Gloucester Twp Dist 3	Total	819	222	27.11	105	113	105	2						
Gloucester Twp Dist 4	Total	1065	372	34.93	179	173	173	3						
Gloucester Twp Dist 5	Total	1262	343	27.18	170	163	157	2						
Gloucester Twp Dist 6	Total	1403	323	23.02	156	143	146							
Gloucester Twp Dist 7	Total	1058	354	33.46	164	168	163	4						
Gloucester Twp Dist 8	Total	1122	311	27.72	160	148	155	2						
Gloucester Twp Dist 9	Total	1287	380	29.53	158	162	157	1						
Gloucester Twp Dist 10	Total	907	252	27.78	125	122	124	3						
Gloucester Twp Dist 11	Total	1026	356	34.70	157	154	162							
Gloucester Twp Dist 12	Total	1181	391	33.11	217	218	215	2						
Gloucester Twp Dist 13	Total	1536	305	19.86	155	156	146	3						
Gloucester Twp Dist 14	Total	1134	307	27.07	160	151	153							
Gloucester Twp Dist 15	Total	1256	442	35.19	224	223	219	1						
Gloucester Twp Dist 16	Total	1141	400	35.06	195	188	189							
Gloucester Twp Dist 17	Total	2158	417	19.32	225	210	208							
Gloucester Twp Dist 18	Total	1416	352	24.86	188	181	179	2						
Gloucester Twp Dist 19	Total	1350	454	33.63	231	222	221	2						
Gloucester Twp Dist 20	Total	1208	355	29.39	173	174	168	4						
Gloucester Twp Dist 21	Total	713	179	25.11	84	85	85	1						
Gloucester Twp Dist 22	Total	879	214	24.35	100	98	100							
Gloucester Twp Dist 23	Total	1209	340	28.12	171	148	151							
Gloucester Twp Dist 24	Total	1211	328	27.09	152	152	147	2						
Gloucester Twp Dist 25	Total	1174	388	33.05	180	175	175	6						
Gloucester Twp Dist 26	Total	924	293	31.71	139	132	136	2						
Gloucester Twp Dist 27	Total	986	293	29.72	143	143	144	1						
Gloucester Twp Dist 28	Total	1207	248	20.55	108	105	99							
Gloucester Twp Dist 29	Total	1323	408	30.84	210	209	207	4						
Gloucester Twp Dist 30	Total	1331	380	28.55	193	180	186	4						
Gloucester Twp Dist 31	Total	884	237	26.81	115	112	114	2						
Gloucester Twp Dist 32	Total	1239	352	28.41	160	152	161							
Gloucester Twp Dist 33	Total	1273	386	30.32	195	184	184	4						
Gloucester Twp Dist 34	Total	895	235	26.26	106	101	98							
Gloucester Twp Dist 35	Total	1436	387	26.95	191	176	176	4						
Gloucester Twp Dist 36	Total	968	331	34.19	170	161	164							
Gloucester Twp Dist 37	Total	515	102	19.81	59	46	49							
Gloucester Twp Dist 38	Total	571	148	25.92	83	79	81	1						
Gloucester Twp Dist 39	Total	565	144	25.49	67	63	63	3						
Gloucester Twp Dist 40	Total	1113	256	23.00	143	147	141							
Gloucester Twp Mail-In Ballot	Total	0	3534	0.00	2252	2265	2222	47						
Gloucester Twp Provisional	Total	0	191	0.00	105	102	95	2						
Gloucester Twp Emergency Ballots	Total	0	0	0.00										
Gloucester Twp	Total	44126	16133	36.56	8479	8290	8222	115						

**Black Horse Pike Regional Member BOE Glouc Twp**

	Registered	Ballots Cast	Turnout (%)	Joyce W. ELLIS	Kevin J. BUCCERONI, SR.	Jill DAWSON	Write-In						
Total - TC-Election Day	44126	12408	28.12	6122	5923	5905	66						
Total - TC-Emergency	44126	0	0.00										
Total - TC-Mail-In Ballot	44126	3534	8.01	2252	2265	2222	47						
Total - TC-Provisional	44126	191	0.43	105	102	95	2						
Total - TC-Rejected Ballots	44126	0	0.00										
Contest Total	44126	16133	36.56	8479	8290	8222	115						



**Local BOE- Gloucester Township**

		Registered	Ballots Cast	Turnout (%)	Joshua A. DAVISON	Mark GALLO	Mary Jo DINTINO	Franklin T. SCHMIDT	Mary Ann JOHNSON	Write-In				
Gloucester Twp Dist 1	Total	664	203	30.57	52	63	72	62	70					
Gloucester Twp Dist 2	Total	717	220	30.68	50	84	82	71	51	2				
Gloucester Twp Dist 3	Total	819	222	27.11	54	85	89	72	73					
Gloucester Twp Dist 4	Total	1065	372	34.93	101	110	128	107	125	5				
Gloucester Twp Dist 5	Total	1262	343	27.18	104	117	154	79	114	1				
Gloucester Twp Dist 6	Total	1403	323	23.02	102	97	100	69	119	9				
Gloucester Twp Dist 7	Total	1058	354	33.46	98	138	133	90	112	2				
Gloucester Twp Dist 8	Total	1122	311	27.72	95	102	118	69	104	3				
Gloucester Twp Dist 9	Total	1287	380	29.53	97	111	115	82	118	4				
Gloucester Twp Dist 10	Total	907	252	27.78	54	77	102	67	85	2				
Gloucester Twp Dist 11	Total	1026	356	34.70	94	124	140	89	118	7				
Gloucester Twp Dist 12	Total	1181	391	33.11	117	154	180	142	153	5				
Gloucester Twp Dist 13	Total	1536	305	19.86	80	111	120	85	94	3				
Gloucester Twp Dist 14	Total	1134	307	27.07	78	124	126	97	96					
Gloucester Twp Dist 15	Total	1256	442	35.19	125	171	194	129	155	10				
Gloucester Twp Dist 16	Total	1141	400	35.06	100	140	146	126	147	2				
Gloucester Twp Dist 17	Total	2158	417	19.32	129	160	165	79	143	3				
Gloucester Twp Dist 18	Total	1416	352	24.86	114	133	148	85	112	2				
Gloucester Twp Dist 19	Total	1350	454	33.63	139	162	173	104	152	7				
Gloucester Twp Dist 20	Total	1208	355	29.39	94	118	126	97	121	2				
Gloucester Twp Dist 21	Total	713	179	25.11	40	66	74	54	47	1				
Gloucester Twp Dist 22	Total	879	214	24.35	51	75	74	58	62					
Gloucester Twp Dist 23	Total	1209	340	28.12	98	123	129	88	95	1				
Gloucester Twp Dist 24	Total	1211	328	27.09	88	107	112	89	99	8				
Gloucester Twp Dist 25	Total	1174	388	33.05	87	142	137	118	120	5				
Gloucester Twp Dist 26	Total	924	293	31.71	85	104	113	84	96	2				
Gloucester Twp Dist 27	Total	986	293	29.72	73	123	140	113	93	1				
Gloucester Twp Dist 28	Total	1207	248	20.55	51	102	107	80	45					
Gloucester Twp Dist 29	Total	1323	408	30.84	118	140	152	101	153	6				
Gloucester Twp Dist 30	Total	1331	380	28.55	102	133	146	104	136	1				
Gloucester Twp Dist 31	Total	884	237	26.81	71	73	78	52	78	6				
Gloucester Twp Dist 32	Total	1239	352	28.41	89	121	125	80	106	3				
Gloucester Twp Dist 33	Total	1273	386	30.32	124	122	130	68	132	3				
Gloucester Twp Dist 34	Total	895	235	26.26	65	67	70	51	61					
Gloucester Twp Dist 35	Total	1436	387	26.95	100	131	139	91	125	1				
Gloucester Twp Dist 36	Total	968	331	34.19	88	113	117	77	116	4				
Gloucester Twp Dist 37	Total	515	102	19.81	32	36	37	22	32					
Gloucester Twp Dist 38	Total	571	148	25.92	57	58	56	31	56					
Gloucester Twp Dist 39	Total	565	144	25.49	27	44	55	40	49	3				
Gloucester Twp Dist 40	Total	1113	256	23.00	77	101	113	91	89	2				
Gloucester Twp Mail-In Ballot	Total	0	3534	0.00	961	1554	1775	1291	1576	60				
Gloucester Twp Provisional	Total	0	191	0.00	39	81	82	62	61	2				
Gloucester Twp Emergency Ballots	Total	0	0	0.00										
Gloucester Twp	Total	44126	16133	36.56	4400	5997	6572	4646	5689	178				
Total - TC-Election Day		44126	12408	28.12	3400	4362	4715	3293	4052	116				

**Local BOE- Gloucester Township**

	Registered	Ballots Cast	Turnout (%)	Joshua A. DAVISON	Mark GALLO	Mary Jo DINTINO	Franklin T. SCHMIDT	Mary Ann JOHNSON	Write-In				
Total - TC-Emergency	44126	0	0.00										
Total - TC-Mail-In Ballot	44126	3534	8.01	961	1554	1775	1291	1576	60				
Total - TC-Provisional	44126	191	0.43	39	81	82	62	61	2				
Total - TC-Rejected Ballots	44126	0	0.00										
Contest Total	44126	16133	36.56	4400	5997	6572	4646	5689	178				

**Local BOE-Haddonfield Boro UNEX**

		Registered	Ballots Cast	Turnout (%)	Glenn MORAMARCO	Write-In							
Haddonfield Dist 1	Total	1166	389	33.36	247	1							
Haddonfield Dist 2	Total	1316	424	32.22	256	3							
Haddonfield Dist 3	Total	943	348	36.90	234								
Haddonfield Dist 4	Total	762	247	32.41	143	1							
Haddonfield Dist 5	Total	662	229	34.59	141	1							
Haddonfield Dist 6	Total	969	398	41.07	250	2							
Haddonfield Dist 7	Total	938	336	35.82	217								
Haddonfield Dist 8	Total	1000	395	39.50	225	1							
Haddonfield Dist 9	Total	1099	430	39.13	272	3							
Haddonfield Dist 10	Total	791	259	32.74	150	3							
Haddonfield Mail-In Ballot	Total	0	1035	0.00	670	17							
Haddonfield Provisional	Total	0	101	0.00	62	1							
Haddonfield Emergency Ballots	Total	0	0	0.00									
Haddonfield Borough	Total	9646	4591	47.59	2867	33							
Total - TC-Election Day		9646	3455	35.82	2135	15							
Total - TC-Emergency		9646	0	0.00									
Total - TC-Mail-In Ballot		9646	1035	10.73	670	17							
Total - TC-Provisional		9646	101	1.05	62	1							
Total - TC-Rejected Ballots		9646	0	0.00									
Contest Total		9646	4591	47.59	2867	33							

**Local BOE- Haddonfield Boro**

		Registered	Ballots Cast	Turnout (%)	Robert LITTLE, III	Heather PAOLI	Thomas VECCHIO	Maureen Lynn EYLES	Glenn R. GEORGE	Write-In				
Haddonfield Dist 1	Total	1166	389	33.36	104	174	233	246	99	1				
Haddonfield Dist 2	Total	1316	424	32.22	117	194	180	210	132	3				
Haddonfield Dist 3	Total	943	348	36.90	80	158	143	227	93	2				
Haddonfield Dist 4	Total	762	247	32.41	50	116	137	169	71	1				
Haddonfield Dist 5	Total	662	229	34.59	55	96	120	155	59					
Haddonfield Dist 6	Total	969	398	41.07	90	189	240	249	103	4				
Haddonfield Dist 7	Total	938	336	35.82	94	162	163	175	88					
Haddonfield Dist 8	Total	1000	395	39.50	132	185	180	217	105	6				
Haddonfield Dist 9	Total	1099	430	39.13	154	212	195	221	128	8				
Haddonfield Dist 10	Total	791	259	32.74	110	107	108	137	97					
Haddonfield Mail-In Ballot	Total	0	1035	0.00	271	483	423	586	331	26				
Haddonfield Provisional	Total	0	101	0.00	28	50	56	66	34	1				
Haddonfield Emergency Ballots	Total	0	0	0.00										
Haddonfield Borough	Total	9646	4591	47.59	1285	2126	2178	2658	1340	52				
Total - TC-Election Day		9646	3455	35.82	986	1593	1699	2006	975	25				
Total - TC-Emergency		9646	0	0.00										
Total - TC-Mail-In Ballot		9646	1035	10.73	271	483	423	586	331	26				
Total - TC-Provisional		9646	101	1.05	28	50	56	66	34	1				
Total - TC-Rejected Ballots		9646	0	0.00										
Contest Total		9646	4591	47.59	1285	2126	2178	2658	1340	52				

**Local BOE- Haddon Heights Boro**

		Registered	Ballots Cast	Turnout (%)	Jamie ALEXANDER	Danielle MC KELVEY-TETI	Steve BECKAS	Carrie ROTTINA	Amy LYNCH	Barbara A. NEWELL	Write-In			
Haddon Heights Dist 1	Total	757	314	41.48	101	174	43	74	169	98	4			
Haddon Heights Dist 2	Total	671	242	36.07	65	98	45	50	100	69	1			
Haddon Heights Dist 3	Total	1070	446	41.68	153	154	92	128	155	152	3			
Haddon Heights Dist 4	Total	642	234	36.45	90	69	51	47	92	94	1			
Haddon Heights Dist 5	Total	933	389	41.69	125	169	84	116	148	108	1			
Haddon Heights Dist 6	Total	930	373	40.11	97	113	72	91	139	96	4			
Haddon Heights Dist 7	Total	954	369	38.68	117	121	72	105	130	109	4			
Haddon Heights Mail-In Ballot	Total	0	654	0.00	242	277	182	180	284	239	12			
Haddon Heights Provisional	Total	0	31	0.00	10	12	7	10	16	9				
Haddon Heights Emergency Ballots	Total	0	0	0.00										
Haddon Heights Borough	Total	5957	3052	51.23	1000	1187	648	801	1233	974	30			
Total - TC-Election Day		5957	2367	39.73	748	898	459	611	933	726	18			
Total - TC-Emergency		5957	0	0.00										
Total - TC-Mail-In Ballot		5957	654	10.98	242	277	182	180	284	239	12			
Total - TC-Provisional		5957	31	0.52	10	12	7	10	16	9				
Total - TC-Rejected Ballots		5957	0	0.00										
Contest Total		5957	3052	51.23	1000	1187	648	801	1233	974	30			

**Local BOE- Haddon Township**

		Registered	Ballots Cast	Turnout (%)	Dan CARSON	Christopher COOK	Craig RONCACE	John KENDALL	Kellie HINKLE	William MANN	Kevin BEALS	Write-In		
Haddon Twp Dist 1	Total	796	280	35.18	74	83	84	72	101	62	63	5		
Haddon Twp Dist 2	Total	699	235	33.62	72	60	59	80	87	50	58	2		
Haddon Twp Dist 3	Total	1081	457	42.28	143	113	131	125	169	133	157	1		
Haddon Twp Dist 4	Total	676	244	36.09	81	43	60	72	87	56	70	2		
Haddon Twp Dist 5	Total	486	164	33.74	48	38	35	89	54	38	45	1		
Haddon Twp Dist 6	Total	686	216	31.49	50	38	38	131	58	40	47	3		
Haddon Twp Dist 7	Total	636	291	45.75	96	52	109	68	113	76	94			
Haddon Twp Dist 8	Total	929	267	28.74	76	51	77	80	91	60	84	1		
Haddon Twp Dist 9	Total	599	228	38.06	58	35	71	79	72	61	62	4		
Haddon Twp Dist 10	Total	675	233	34.52	69	32	65	94	63	58	62	3		
Haddon Twp Dist 11	Total	887	353	39.80	128	62	96	95	127	85	141	4		
Haddon Twp Dist 12	Total	1320	553	41.89	213	83	151	164	146	122	220	5		
Haddon Twp Dist 13	Total	682	236	34.60	61	41	57	77	104	62	52	1		
Haddon Twp Dist 14	Total	673	260	38.63	53	46	93	70	68	43	58			
Haddon Twp Dist 15	Total	679	259	38.14	68	45	34	59	73	42	46	1		
Haddon Twp Mail-In Ballot	Total	0	878	0.00	294	200	252	347	330	191	286	9		
Haddon Twp Provisional	Total	0	69	0.00	21	11	14	20	20	20	19			
Haddon Twp Emergency Ballots	Total	0	0	0.00										
Haddon Twp	Total	11504	5223	45.40	1605	1033	1426	1722	1763	1199	1564	42		
Total - TC-Election Day		11504	4276	37.17	1290	822	1160	1355	1413	988	1259	33		
Total - TC-Emergency		11504	0	0.00										
Total - TC-Mail-In Ballot		11504	878	7.63	294	200	252	347	330	191	286	9		
Total - TC-Provisional		11504	69	0.60	21	11	14	20	20	20	19			
Total - TC-Rejected Ballots		11504	0	0.00										
Contest Total		11504	5223	45.40	1605	1033	1426	1722	1763	1199	1564	42		

**Local BOE-Hi-Nella Boro UNEX 1Yr**

		Registered	Ballots Cast	Turnout (%)	Write-In								
Hi-Nella Dist 1	Total	603	137	22.72	5								
Hi Nella Mail-In Ballot	Total	0	27	0.00									
Hi Nella Provisional	Total	0	0	0.00									
Hi Nella Emergency Ballots	Total	0	0	0.00									
Hi-Nella Borough	Total	603	164	27.20	5								
Total - TC-Election Day		603	137	22.72	5								
Total - TC-Emergency		603	0	0.00									
Total - TC-Mail-In Ballot		603	27	4.48									
Total - TC-Provisional		603	0	0.00									
Total - TC-Rejected Ballots		603	0	0.00									
Contest Total		603	164	27.20	5								

**Local BOE-Hi-Nella Boro UNEX 2YR**

		Registered	Ballots Cast	Turnout (%)	Write-In								
Hi-Nella Dist 1	Total	603	137	22.72	4								
Hi Nella Mail-In Ballot	Total	0	27	0.00									
Hi Nella Provisional	Total	0	0	0.00									
Hi Nella Emergency Ballots	Total	0	0	0.00									
Hi-Nella Borough	Total	603	164	27.20	4								
Total - TC-Election Day		603	137	22.72	4								
Total - TC-Emergency		603	0	0.00									
Total - TC-Mail-In Ballot		603	27	4.48									
Total - TC-Provisional		603	0	0.00									
Total - TC-Rejected Ballots		603	0	0.00									
Contest Total		603	164	27.20	4								



**Local BOE-Hi Nella Boro**

		Registered	Ballots Cast	Turnout (%)	Write-In								
Hi-Nella Dist 1	Total	603	137	22.72	2								
Hi Nella Mail-In Ballot	Total	0	27	0.00									
Hi Nella Provisional	Total	0	0	0.00									
Hi Nella Emergency Ballots	Total	0	0	0.00									
Hi-Nella Borough	Total	603	164	27.20	2								
Total - TC-Election Day		603	137	22.72	2								
Total - TC-Emergency		603	0	0.00									
Total - TC-Mail-In Ballot		603	27	4.48									
Total - TC-Provisional		603	0	0.00									
Total - TC-Rejected Ballots		603	0	0.00									
Contest Total		603	164	27.20	2								

**Local BOE- Laurel Springs Boro**

		Registered	Ballots Cast	Turnout (%)	Howard K. MILLER, JR.	Alison MANNY	Sarah WOLDOFF	Maria Chiara BLEEM	Michael S. BROWN	Write-In			
Laurel Springs Dist 1	Total	634	252	39.75	79	104	98	50	80	7			
Laurel Springs Dist 2	Total	771	319	41.37	115	137	144	100	119	14			
Laurel Springs Mail-In Ballot	Total	0	98	0.00	39	41	47	40	38	3			
Laurel Springs Provisional	Total	0	4	0.00	3	1	2	1	3	1			
Laurel Springs Emergency Ballots	Total	0	0	0.00									
Laurel Springs Borough	Total	1405	673	47.90	236	283	291	191	240	25			
Total - TC-Election Day		1405	571	40.64	194	241	242	150	199	21			
Total - TC-Emergency		1405	0	0.00									
Total - TC-Mail-In Ballot		1405	98	6.98	39	41	47	40	38	3			
Total - TC-Provisional		1405	4	0.28	3	1	2	1	3	1			
Total - TC-Rejected Ballots		1405	0	0.00									
Contest Total		1405	673	47.90	236	283	291	191	240	25			

**Local BOE- Lawnside Boro**

		Registered	Ballots Cast	Turnout (%)	Amy S. PIERCE	Write-In	Shamryan Thomas	Slobhan Funches	India Criss					
Lawnside Dist 1	Total	1113	437	39.26	139	4	8	7	8					
Lawnside Dist 2	Total	1160	391	33.71	173	9	7	10	8					
Lawnside Mail-In Ballot	Total	0	133	0.00	71	14								
Lawnside Provisional	Total	0	7	0.00	2									
Lawnside Emergency Ballots	Total	0	0	0.00										
Lawnside Borough	Total	2273	968	42.59	385	27	15	17	16					
Total - TC-Election Day		2273	828	36.43	312	13	15	17	16					
Total - TC-Emergency		2273	0	0.00										
Total - TC-Mail-In Ballot		2273	133	5.85	71	14								
Total - TC-Provisional		2273	7	0.31	2									
Total - TC-Rejected Ballots		2273	0	0.00										
Contest Total		2273	968	42.59	385	27	15	17	16					

**Local BOE-Lindenwold Boro UNEX**

		Registered	Ballots Cast	Turnout (%)	Jo-Ann ENGELS	Write-In							
Lindenwold Dist 1	Total	1310	319	24.35	165	2							
Lindenwold Dist 2	Total	1147	256	22.32	128	1							
Lindenwold Dist 3	Total	915	266	29.07	150								
Lindenwold Dist 4	Total	1409	319	22.64	170	2							
Lindenwold Dist 5	Total	1280	209	16.33	97								
Lindenwold Dist 6	Total	1245	312	25.06	158								
Lindenwold Dist 7	Total	787	105	13.34	42	2							
Lindenwold Dist 8	Total	1329	259	19.49	112	1							
Lindenwold Dist 9	Total	655	203	30.99	104								
Lindenwold Mail-In Ballot	Total	0	543	0.00	367	2							
Lindenwold Provisional	Total	0	30	0.00	14								
Lindenwold Emergency Ballots	Total	0	0	0.00									
Lindenwold Borough	Total	10077	2821	27.99	1507	10							
Total - TC-Election Day		10077	2248	22.31	1126	8							
Total - TC-Emergency		10077	0	0.00									
Total - TC-Mail-In Ballot		10077	543	5.39	367	2							
Total - TC-Provisional		10077	30	0.30	14								
Total - TC-Rejected Ballots		10077	0	0.00									
Contest Total		10077	2821	27.99	1507	10							

**Local BOE- Lindenwold Boro**

		Registered	Ballots Cast	Turnout (%)	Alethia GIBBS-SMITT	Pamela BRAGG	Mark Anthony WILSON, JR.	Write-In					
Lindenwold Dist 1	Total	1310	319	24.35	156	148	149	7					
Lindenwold Dist 2	Total	1147	256	22.32	119	114	113	2					
Lindenwold Dist 3	Total	915	266	29.07	131	125	128	1					
Lindenwold Dist 4	Total	1409	319	22.64	158	150	146	3					
Lindenwold Dist 5	Total	1280	209	16.33	90	91	86						
Lindenwold Dist 6	Total	1245	312	25.06	147	132	130						
Lindenwold Dist 7	Total	787	105	13.34	41	37	38	4					
Lindenwold Dist 8	Total	1329	259	19.49	106	104	98	3					
Lindenwold Dist 9	Total	655	203	30.99	97	91	89						
Lindenwold Mail-In Ballot	Total	0	543	0.00	356	362	356	1					
Lindenwold Provisional	Total	0	30	0.00	12	14	11						
Lindenwold Emergency Ballots	Total	0	0	0.00									
Lindenwold Borough	Total	10077	2821	27.99	1413	1368	1344	21					
Total - TC-Election Day		10077	2248	22.31	1045	992	977	20					
Total - TC-Emergency		10077	0	0.00									
Total - TC-Mail-In Ballot		10077	543	5.39	356	362	356	1					
Total - TC-Provisional		10077	30	0.30	12	14	11						
Total - TC-Rejected Ballots		10077	0	0.00									
Contest Total		10077	2821	27.99	1413	1368	1344	21					

**Sterling Regional BOE- Magnolia Boro UNEX**

		Registered	Ballots Cast	Turnout (%)	Daniel RADCLIFF	Write-In							
Magnolia Dist 1	Total	815	239	29.33	123	2							
Magnolia Dist 2	Total	643	192	29.86	101	1							
Magnolia Dist 3	Total	774	208	26.87	124								
Magnolia Dist 4	Total	783	259	33.08	157	2							
Magnolia Mail-In Ballot	Total	0	168	0.00	96								
Magnolia Provisional	Total	0	16	0.00	6								
Magnolia Emergency Ballots	Total	0	0	0.00									
Magnolia Borough	Total	3015	1082	35.89	607	5							
Total - TC-Election Day		3015	898	29.78	505	5							
Total - TC-Emergency		3015	0	0.00									
Total - TC-Mail-In Ballot		3015	168	5.57	96								
Total - TC-Provisional		3015	16	0.53	6								
Total - TC-Rejected Ballots		3015	0	0.00									
Contest Total		3015	1082	35.89	607	5							

**Sterling Regional BOE-Magnolia Boro**

		Registered	Ballots Cast	Turnout (%)	Bobbie CONDELL	Write-In							
Magnolia Dist 1	Total	815	239	29.33	122								
Magnolia Dist 2	Total	643	192	29.86	100	1							
Magnolia Dist 3	Total	774	208	26.87	119								
Magnolia Dist 4	Total	783	259	33.08	158	2							
Magnolia Mail-In Ballot	Total	0	168	0.00	99								
Magnolia Provisional	Total	0	16	0.00	7								
Magnolia Emergency Ballots	Total	0	0	0.00									
Magnolia Borough	Total	3015	1082	35.89	605	3							
Total - TC-Election Day		3015	898	29.78	499	3							
Total - TC-Emergency		3015	0	0.00									
Total - TC-Mail-In Ballot		3015	168	5.57	99								
Total - TC-Provisional		3015	16	0.53	7								
Total - TC-Rejected Ballots		3015	0	0.00									
Contest Total		3015	1082	35.89	605	3							

**Winslow Twp Special Fire Proposal**

		Registered	Ballots Cast	Turnout (%)	Yes	No								
Winslow W1 D1	Total	1037	380	36.64	192	111								
Winslow W1 D2	Total	1184	304	25.68	137	119								
Winslow W1 D3	Total	765	246	32.16	131	82								
Winslow W1 D4	Total	1355	403	29.74	219	104								
Winslow W1 D5	Total	1272	398	31.29	203	107								
Winslow W1 D6	Total	707	206	29.14	114	37								
Winslow Ward 1 Mail-In Ballot	Total	0	609	0.00	300	224								
Winslow Ward 1 Provisional	Total	0	29	0.00	13	8								
Winslow W1 Emergency Ballots	Total	0	0	0.00										
Winslow Ward 1	Total	6320	2575	40.74	1309	792								
Winslow W2 D1	Total	1582	493	31.16	313	77								
Winslow W2 D2	Total	883	266	30.12	148	74								
Winslow W2 D3	Total	1573	465	29.56	247	94								
Winslow W2 D4	Total	1139	382	33.54	187	101								
Winslow W2 D5	Total	891	260	29.18	132	83								
Winslow W2 D6	Total	966	285	29.50	178	46								
Winslow Ward 2 Mail-In Ballot	Total	0	498	0.00	307	113								
Winslow Ward 2 Provisional	Total	0	40	0.00	16	5								
Winslow W2 Mail-In Ballot Rejected	Total	0	0	0.00										
Winslow W2 Provisional Rejected	Total	0	0	0.00										
Winslow W2 Emergency Ballots	Total	0	0	0.00										
Winslow Ward 2	Total	7034	2689	38.23	1528	593								
Winslow W3 D1	Total	1284	375	29.21	203	53								
Winslow W3 D2	Total	1455	353	24.26	207	40								
Winslow W3 D3	Total	1174	248	21.12	151	24								
Winslow W3 D4	Total	1155	313	27.10	191	42								
Winslow W3 D5	Total	1319	432	32.75	251	58								
Winslow Ward 3 Mail-In Ballot	Total	0	360	0.00	240	39								
Winslow Ward 3 Provisional	Total	0	26	0.00	9	2								
Winslow W3 Mail-In Ballot Rejected	Total	0	0	0.00										
Winslow W3 Provisional Rejected	Total	0	0	0.00										
Winslow W3 Emergency Ballots	Total	0	0	0.00										
Winslow W4 D1	Total	777	275	35.39	143	78								
Winslow Ward 3	Total	7164	2382	33.25	1395	336								
Winslow W4 D2	Total	1496	362	24.20	227	60								
Winslow W4 D3	Total	1685	474	28.13	320	68								
Winslow W4 D4	Total	1265	416	32.89	259	63								
Winslow W4 D5	Total	1416	433	30.58	295	56								
Winslow Ward 4 Mail-In Ballot	Total	0	450	0.00	291	70								
Winslow Ward 4 Provisional	Total	0	28	0.00	16	5								



**Winslow Twp Special Fire Proposal**

		Registered	Ballots Cast	Turnout (%)	Yes	No							
Winslow W4 Mail-In Ballot Rejected	Total	0	0	0.00									
Winslow W4 Provisional Rejected	Total	0	0	0.00									
Winslow W4 Emergency Ballots	Total	0	0	0.00									
Winslow Ward 4	Total	5862	2163	36.90	1408	322							
Winslow Twp	Total	26380	9809	37.18	5640	2043							
Total - TC-Election Day		26380	7769	29.45	4448	1577							
Total - TC-Emergency		26380	0	0.00									
Total - TC-Mail-In Ballot		26380	1917	7.27	1138	446							
Total - TC-Provisional		26380	123	0.47	54	20							
Total - TC-Rejected Ballots		26380	0	0.00									
Contest Total		26380	9809	37.18	5640	2043							

**Local BOE-Magnolia Boro**

		Registered	Ballots Cast	Turnout (%)	Joyce S. ALBRECHT	Karen B. SORBELLO	Write-In							
Magnolia Dist 1	Total	815	239	29.33	115	116	1							
Magnolia Dist 2	Total	643	192	29.86	95	102	1							
Magnolia Dist 3	Total	774	208	26.87	118	119								
Magnolia Dist 4	Total	783	259	33.08	149	145	3							
Magnolia Mail-In Ballot	Total	0	168	0.00	96	99								
Magnolia Provisional	Total	0	16	0.00	7	7								
Magnolia Emergency Ballots	Total	0	0	0.00										
Magnolia Borough	Total	3015	1082	35.89	580	588	5							
Total - TC-Election Day		3015	898	29.78	477	482	5							
Total - TC-Emergency		3015	0	0.00										
Total - TC-Mail-In Ballot		3015	168	5.57	96	99								
Total - TC-Provisional		3015	16	0.53	7	7								
Total - TC-Rejected Ballots		3015	0	0.00										
Contest Total		3015	1082	35.89	580	588	5							

**Local BOE- Merchantville Boro**

		Registered	Ballots Cast	Turnout (%)	Craig NUSSBAUM	Anjali DESAI	Write-In	Lynn Geddes						
Merchantville Dist 1	Total	1175	375	31.91	187	184	17	11						
Merchantville Dist 2	Total	726	251	34.57	120	126	15	11						
Merchantville Dist 3	Total	776	185	23.84	94	96	8	2						
Merchantville Mail-In Ballot	Total	0	182	0.00	102	104	10							
Merchantville Provisional	Total	0	17	0.00	11	11	2							
Merchantville Emergency Ballots	Total	0	0	0.00										
Merchantville Borough	Total	2677	1010	37.73	514	521	52	24						
Total - TC-Election Day		2677	811	30.30	401	406	40	24						
Total - TC-Emergency		2677	0	0.00										
Total - TC-Mail-In Ballot		2677	182	6.80	102	104	10							
Total - TC-Provisional		2677	17	0.64	11	11	2							
Total - TC-Rejected Ballots		2677	0	0.00										
Contest Total		2677	1010	37.73	514	521	52	24						

**Local BOE-Mt Ephriam Boro UNEX 1Yr**

		Registered	Ballots Cast	Turnout (%)	Write-In	Holly Marrone							
Mt Ephraim Dist 1	Total	766	237	30.94	9	4							
Mt Ephraim Dist 2	Total	873	271	31.04	16	4							
Mt Ephraim Dist 3	Total	849	232	27.33	10	8							
Mt Ephraim Dist 4	Total	831	220	26.47	10	9							
Mt. Ephraim Mail-In Ballot	Total	0	214	0.00	9								
Mt. Ephraim Provisional	Total	0	13	0.00									
Mt. Ephraim Emergency Ballots	Total	0	0	0.00									
Mount Ephraim Borough	Total	3319	1187	35.76	54	25							
Total - TC-Election Day		3319	960	28.92	45	25							
Total - TC-Emergency		3319	0	0.00									
Total - TC-Mail-In Ballot		3319	214	6.45	9								
Total - TC-Provisional		3319	13	0.39									
Total - TC-Rejected Ballots		3319	0	0.00									
Contest Total		3319	1187	35.76	54	25							

**Local BOE-Mt Ephriam Boro UNEX 2Yr**

		Registered	Ballots Cast	Turnout (%)	Michelle V. CANNADAY	Write-In							
Mt Ephraim Dist 1	Total	766	237	30.94	118	1							
Mt Ephraim Dist 2	Total	873	271	31.04	144	1							
Mt Ephraim Dist 3	Total	849	232	27.33	119	3							
Mt Ephraim Dist 4	Total	831	220	26.47	112								
Mt. Ephraim Mail-In Ballot	Total	0	214	0.00	123	3							
Mt. Ephraim Provisional	Total	0	13	0.00	9								
Mt. Ephraim Emergency Ballots	Total	0	0	0.00									
Mount Ephraim Borough	Total	3319	1187	35.76	625	8							
Total - TC-Election Day		3319	960	28.92	493	5							
Total - TC-Emergency		3319	0	0.00									
Total - TC-Mail-In Ballot		3319	214	6.45	123	3							
Total - TC-Provisional		3319	13	0.39	9								
Total - TC-Rejected Ballots		3319	0	0.00									
Contest Total		3319	1187	35.76	625	8							

**Local BOE- Mt Ephraim Boro**

		Registered	Ballots Cast	Turnout (%)	Nancy SCHIAVO	John KUCHMEK	Erin SMALL	Write-In						
Mt Ephraim Dist 1	Total	766	237	30.94	125	113	120							
Mt Ephraim Dist 2	Total	873	271	31.04	139	121	136	2						
Mt Ephraim Dist 3	Total	849	232	27.33	126	111	117	9						
Mt Ephraim Dist 4	Total	831	220	26.47	117	105	111	1						
Mt. Ephraim Mail-In Ballot	Total	0	214	0.00	124	119	123	8						
Mt. Ephraim Provisional	Total	0	13	0.00	7	8	8							
Mt. Ephraim Emergency Ballots	Total	0	0	0.00										
Mount Ephraim Borough	Total	3319	1187	35.76	638	577	615	20						
Total - TC-Election Day		3319	960	28.92	507	450	484	12						
Total - TC-Emergency		3319	0	0.00										
Total - TC-Mail-In Ballot		3319	214	6.45	124	119	123	8						
Total - TC-Provisional		3319	13	0.39	7	8	8							
Total - TC-Rejected Ballots		3319	0	0.00										
Contest Total		3319	1187	35.76	638	577	615	20						

**Local BOE- Oaklyn UNEX**

		Registered	Ballots Cast	Turnout (%)	Therese MARMION	Write-In	Denise Buczeko						
Oaklyn Dist 1	Total	654	247	37.77	137	13	6						
Oaklyn Dist 2	Total	817	223	27.29	120	1	13						
Oaklyn Dist 3	Total	744	219	29.44	120	7	14						
Oaklyn Dist 4	Total	706	278	39.38	173	10	11						
Oaklyn Mail-In Ballot	Total	0	163	0.00	91	4							
Oaklyn Provisional	Total	0	14	0.00	5								
Oaklyn Emergency Ballots	Total	0	0	0.00									
Oaklyn Borough	Total	2921	1144	39.16	646	35	44						
Total - TC-Election Day		2921	967	33.11	550	31	44						
Total - TC-Emergency		2921	0	0.00									
Total - TC-Mail-In Ballot		2921	163	5.58	91	4							
Total - TC-Provisional		2921	14	0.48	5								
Total - TC-Rejected Ballots		2921	0	0.00									
Contest Total		2921	1144	39.16	646	35	44						

**Local BOE- Oaklyn Boro**

		Registered	Ballots Cast	Turnout (%)	Rich TAIBI	Colleen FAUPEL	Jennifer CASSEL	Write-In						
Oaklyn Dist 1	Total	654	247	37.77	126	126	135	3						
Oaklyn Dist 2	Total	817	223	27.29	110	113	112	6						
Oaklyn Dist 3	Total	744	219	29.44	115	107	118	12						
Oaklyn Dist 4	Total	706	278	39.38	164	165	160	11						
Oaklyn Mail-In Ballot	Total	0	163	0.00	87	85	87	1						
Oaklyn Provisional	Total	0	14	0.00	3	5	5							
Oaklyn Emergency Ballots	Total	0	0	0.00										
Oaklyn Borough	Total	2921	1144	39.16	605	601	617	33						
Total - TC-Election Day		2921	967	33.11	515	511	525	32						
Total - TC-Emergency		2921	0	0.00										
Total - TC-Mail-In Ballot		2921	163	5.58	87	85	87	1						
Total - TC-Provisional		2921	14	0.48	3	5	5							
Total - TC-Rejected Ballots		2921	0	0.00										
Contest Total		2921	1144	39.16	605	601	617	33						



**Local BOE- Pennsauken Township**

		Registered	Ballots Cast	Turnout (%)	Michael BORTNOWSKI	Maria JAMES	Jay T. DOSKIS	Nhuan VAN	Orlando VIERA	Write-In			
Pennsauken Dist 1	Total	1086	248	22.84	66	82	44	49	58				
Pennsauken Dist 2	Total	1564	391	25.00	102	132	64	59	90	2			
Pennsauken Dist 3	Total	1037	319	30.76	114	134	103	34	73				
Pennsauken Dist 4	Total	1416	322	22.74	77	90	56	59	61				
Pennsauken Dist 5	Total	767	261	34.03	83	100	68	56	68	6			
Pennsauken Dist 6	Total	1062	341	32.11	137	127	95	34	73	3			
Pennsauken Dist 7	Total	1317	306	23.23	89	107	69	53	75	2			
Pennsauken Dist 8	Total	913	253	27.71	88	95	66	51	73				
Pennsauken Dist 9	Total	950	177	18.63	49	53	34	21	33	4			
Pennsauken Dist 10	Total	887	286	32.24	93	115	71	40	73	3			
Pennsauken Dist 11	Total	977	318	32.55	112	120	80	57	69	1			
Pennsauken Dist 12	Total	835	211	25.27	59	77	44	35	55				
Pennsauken Dist 13	Total	957	301	31.45	113	130	89	44	72	1			
Pennsauken Dist 14	Total	1050	299	28.48	60	98	52	49	66				
Pennsauken Dist 15	Total	1208	255	21.11	71	77	49	36	54	2			
Pennsauken Dist 16	Total	775	170	21.94	32	47	22	19	30	1			
Pennsauken Dist 17	Total	1232	315	25.57	101	104	69	59	77				
Pennsauken Dist 18	Total	1287	397	30.85	129	151	110	64	87	2			
Pennsauken Dist 19	Total	640	170	26.56	60	76	43	23	52	1			
Pennsauken Dist 20	Total	811	221	27.25	48	77	39	40	41				
Pennsauken Dist 21	Total	721	192	26.63	52	64	41	24	48				
Pennsauken Dist 22	Total	812	273	33.62	71	83	48	41	49				
Pennsauken Dist 23	Total	812	231	28.45	67	78	54	38	59				
Pennsauken Dist 24	Total	627	121	19.30	33	42	22	20	32				
Pennsauken Mail-In Ballot	Total	0	1277	0.00	518	681	404	374	489	20			
Pennsauken Provisional	Total	0	91	0.00	25	35	21	21	25				
Pennsauken Emergency Ballots	Total	0	0	0.00									
Pennsauken Twp	Total	23743	7746	32.62	2449	2975	1857	1400	1982	48			
Total - TC-Election Day		23743	6378	26.86	1906	2259	1432	1005	1468	28			
Total - TC-Emergency		23743	0	0.00									
Total - TC-Mail-In Ballot		23743	1277	5.38	518	681	404	374	489	20			
Total - TC-Provisional		23743	91	0.38	25	35	21	21	25				
Total - TC-Rejected Ballots		23743	0	0.00									
Contest Total		23743	7746	32.62	2449	2975	1857	1400	1982	48			

**Local BOE Pine Hill Boro UNEX**

		Registered	Ballots Cast	Turnout (%)	Angela NOLAN COOPER	Write-In								
Pine Hill Dist 1	Total	942	268	28.45	150									
Pine Hill Dist 2	Total	1160	312	26.90	179	2								
Pine Hill Dist 3	Total	1164	302	25.95	176	3								
Pine Hill Dist 4	Total	1239	265	21.39	136	5								
Pine Hill Dist 5	Total	1230	336	27.32	176	3								
Pine Hill Dist 6	Total	893	144	16.13	66	2								
Pine Hill Mail-In Ballot	Total	0	401	0.00	267	4								
Pine Hill Provisional	Total	0	22	0.00	14									
Pine Hill Emergency Ballots	Total	0	0	0.00										
Pine Hill Borough	Total	6628	2050	30.93	1164	19								
Total - TC-Election Day		6628	1627	24.55	883	15								
Total - TC-Emergency		6628	0	0.00										
Total - TC-Mail-In Ballot		6628	401	6.05	267	4								
Total - TC-Provisional		6628	22	0.33	14									
Total - TC-Rejected Ballots		6628	0	0.00										
Contest Total		6628	2050	30.93	1164	19								

**Local BOE- Pine Hill Boro**

		Registered	Ballots Cast	Turnout (%)	Roger T. SCHWARTZ	Thomas BERMINGHAM	Lori D. CORRY	Write-In					
Pine Hill Dist 1	Total	942	268	28.45	130	125	136	2					
Pine Hill Dist 2	Total	1160	312	26.90	161	163	162	5					
Pine Hill Dist 3	Total	1164	302	25.95	158	158	166						
Pine Hill Dist 4	Total	1239	265	21.39	120	116	119	4					
Pine Hill Dist 5	Total	1230	336	27.32	146	147	160	9					
Pine Hill Dist 6	Total	893	144	16.13	52	47	53	6					
Pine Hill Mail-In Ballot	Total	0	401	0.00	275	266	271	12					
Pine Hill Provisional	Total	0	22	0.00	13	14	13	1					
Pine Hill Emergency Ballots	Total	0	0	0.00									
Pine Hill Borough	Total	6628	2050	30.93	1055	1036	1080	39					
Total - TC-Election Day		6628	1627	24.55	767	756	796	26					
Total - TC-Emergency		6628	0	0.00									
Total - TC-Mail-In Ballot		6628	401	6.05	275	266	271	12					
Total - TC-Provisional		6628	22	0.33	13	14	13	1					
Total - TC-Rejected Ballots		6628	0	0.00									
Contest Total		6628	2050	30.93	1055	1036	1080	39					

**Local BOE-Runnemede Boro UNEX**

		Registered	Ballots Cast	Turnout (%)	Write-In	Daniel Murray							
Runnemede Dist 1	Total	722	188	26.04	8	9							
Runnemede Dist 2	Total	979	239	24.41	8	12							
Runnemede Dist 3	Total	715	152	21.26	3	6							
Runnemede Dist 4	Total	880	223	25.34	6	11							
Runnemede Dist 5	Total	1309	274	20.93	5	6							
Runnemede Dist 6	Total	1084	300	27.68	17	16							
Runnemede Mail-In Ballot	Total	0	454	0.00	12								
Runnemede Provisional	Total	0	13	0.00									
Runnemede Emergency Ballots	Total	0	0	0.00									
Runnemede Borough	Total	5689	1843	32.40	59	60							
Total - TC-Election Day		5689	1376	24.19	47	60							
Total - TC-Emergency		5689	0	0.00									
Total - TC-Mail-In Ballot		5689	454	7.98	12								
Total - TC-Provisional		5689	13	0.23									
Total - TC-Rejected Ballots		5689	0	0.00									
Contest Total		5689	1843	32.40	59	60							

**Local BOE- Runnemedede Boro**

		Registered	Ballots Cast	Turnout (%)	Dennis LEGGOE	Angel BEEBE	Write-In	Daniel Murray						
Runnemedede Dist 1	Total	722	188	26.04	61	67	10	4						
Runnemedede Dist 2	Total	979	239	24.41	95	99	7	7						
Runnemedede Dist 3	Total	715	152	21.26	64	61	5	1						
Runnemedede Dist 4	Total	880	223	25.34	69	79	5	5						
Runnemedede Dist 5	Total	1309	274	20.93	97	102	5	5						
Runnemedede Dist 6	Total	1084	300	27.68	100	114	15	16						
Runnemedede Mail-In Ballot	Total	0	454	0.00	220	232	23							
Runnemedede Provisional	Total	0	13	0.00	2	1	2							
Runnemedede Emergency Ballots	Total	0	0	0.00										
Runnemedede Borough	Total	5689	1843	32.40	708	755	72	38						
Total - TC-Election Day		5689	1376	24.19	486	522	47	38						
Total - TC-Emergency		5689	0	0.00										
Total - TC-Mail-In Ballot		5689	454	7.98	220	232	23							
Total - TC-Provisional		5689	13	0.23	2	1	2							
Total - TC-Rejected Ballots		5689	0	0.00										
Contest Total		5689	1843	32.40	708	755	72	38						

**Sterling Regional Member BOE Somerdale UNEX**

		Registered	Ballots Cast	Turnout (%)	Barbara OKESON-BRANDT	Write-In							
Somerdale Dist 1	Total	1420	386	27.18	217	2							
Somerdale Dist 2	Total	760	196	25.79	117								
Somerdale Dist 3	Total	762	255	33.46	123								
Somerdale Dist 4	Total	817	242	29.62	123	1							
Somerdale Mail-In Ballot	Total	0	233	0.00	152	1							
Somerdale Provisional	Total	0	12	0.00	9								
Somerdale Emergency Ballots	Total	0	0	0.00									
Somerdale Borough	Total	3759	1324	35.22	741	4							
Total - TC-Election Day		3759	1079	28.70	580	3							
Total - TC-Emergency		3759	0	0.00									
Total - TC-Mail-In Ballot		3759	233	6.20	152	1							
Total - TC-Provisional		3759	12	0.32	9								
Total - TC-Rejected Ballots		3759	0	0.00									
Contest Total		3759	1324	35.22	741	4							

**Sterling Regional Member BOE Somerdale**

		Registered	Ballots Cast	Turnout (%)	Michele MILLER	Write-In							
Somerdale Dist 1	Total	1420	386	27.18	227	1							
Somerdale Dist 2	Total	760	196	25.79	119								
Somerdale Dist 3	Total	762	255	33.46	130								
Somerdale Dist 4	Total	817	242	29.62	132	1							
Somerdale Mail-In Ballot	Total	0	233	0.00	161	2							
Somerdale Provisional	Total	0	12	0.00	7								
Somerdale Emergency Ballots	Total	0	0	0.00									
Somerdale Borough	Total	3759	1324	35.22	776	4							
Total - TC-Election Day		3759	1079	28.70	608	2							
Total - TC-Emergency		3759	0	0.00									
Total - TC-Mail-In Ballot		3759	233	6.20	161	2							
Total - TC-Provisional		3759	12	0.32	7								
Total - TC-Rejected Ballots		3759	0	0.00									
Contest Total		3759	1324	35.22	776	4							

**Local BOE- Somerdale Boro**

		Registered	Ballots Cast	Turnout (%)	Kimberly BARKOFF	Jason A. BISHOP	Thomas A. LEAKAN	James J. WALSH	John A. PHILLIPS	Write-In			
Somerdale Dist 1	Total	1420	386	27.18	194	118	87	129	111	4			
Somerdale Dist 2	Total	760	196	25.79	98	66	53	69	54	1			
Somerdale Dist 3	Total	762	255	33.46	93	64	62	64	47				
Somerdale Dist 4	Total	817	242	29.62	105	88	79	80	51				
Somerdale Mail-In Ballot	Total	0	233	0.00	131	69	48	120	107	3			
Somerdale Provisional	Total	0	12	0.00	6	5	6	3	1				
Somerdale Emergency Ballots	Total	0	0	0.00									
Somerdale Borough	Total	3759	1324	35.22	627	410	335	465	371	8			
Total - TC-Election Day		3759	1079	28.70	490	336	281	342	263	5			
Total - TC-Emergency		3759	0	0.00									
Total - TC-Mail-In Ballot		3759	233	6.20	131	69	48	120	107	3			
Total - TC-Provisional		3759	12	0.32	6	5	6	3	1				
Total - TC-Rejected Ballots		3759	0	0.00									
Contest Total		3759	1324	35.22	627	410	335	465	371	8			



**Sterling Regional Member BOE Stratford**

		Registered	Ballots Cast	Turnout (%)	Michael G. TOLMEO	Louise BARKMAN	Write-In						
Stratford Dist 1	Total	570	208	36.49	66	56							
Stratford Dist 2	Total	885	265	29.94	105	76	1						
Stratford Dist 3	Total	805	226	28.07	78	56	1						
Stratford Dist 4	Total	1017	312	30.68	127	85	5						
Stratford Dist 5	Total	612	131	21.41	44	34							
Stratford Dist 6	Total	815	279	34.23	103	88	2						
Stratford Mail-In Ballot	Total	0	383	0.00	108	153	3						
Stratford Provisional	Total	0	16	0.00	3	5	1						
Stratford Emergency Ballots	Total	0	0	0.00									
Stratford Borough	Total	4704	1820	38.69	634	553	13						
Total - TC-Election Day		4704	1421	30.21	523	395	9						
Total - TC-Emergency		4704	0	0.00									
Total - TC-Mail-In Ballot		4704	383	8.14	108	153	3						
Total - TC-Provisional		4704	16	0.34	3	5	1						
Total - TC-Rejected Ballots		4704	0	0.00									
Contest Total		4704	1820	38.69	634	553	13						

**Local BOE-Stratford UNEX**

		Registered	Ballots Cast	Turnout (%)	Write-In	Susan Dybus							
Stratford Dist 1	Total	570	208	36.49	13	6							
Stratford Dist 2	Total	885	265	29.94	18	7							
Stratford Dist 3	Total	805	226	28.07	15	1							
Stratford Dist 4	Total	1017	312	30.68	15	9							
Stratford Dist 5	Total	612	131	21.41	2								
Stratford Dist 6	Total	815	279	34.23	8	6							
Stratford Mail-In Ballot	Total	0	383	0.00	13								
Stratford Provisional	Total	0	16	0.00	1								
Stratford Emergency Ballots	Total	0	0	0.00									
Stratford Borough	Total	4704	1820	38.69	85	29							
Total - TC-Election Day		4704	1421	30.21	71	29							
Total - TC-Emergency		4704	0	0.00									
Total - TC-Mail-In Ballot		4704	383	8.14	13								
Total - TC-Provisional		4704	16	0.34	1								
Total - TC-Rejected Ballots		4704	0	0.00									
Contest Total		4704	1820	38.69	85	29							

**Local BOE- Stratford Boro**

		Registered	Ballots Cast	Turnout (%)	Michael REDFEARN	Jeffrey B. ZIEGLER	Kimberly SIMS	Write-In					
Stratford Dist 1	Total	570	208	36.49	95	96	98	1					
Stratford Dist 2	Total	885	265	29.94	142	145	155	6					
Stratford Dist 3	Total	805	226	28.07	101	99	117	3					
Stratford Dist 4	Total	1017	312	30.68	163	156	177	11					
Stratford Dist 5	Total	612	131	21.41	56	51	58						
Stratford Dist 6	Total	815	279	34.23	155	150	168	7					
Stratford Mail-In Ballot	Total	0	383	0.00	241	240	248	12					
Stratford Provisional	Total	0	16	0.00	7	7	7	3					
Stratford Emergency Ballots	Total	0	0	0.00									
Stratford Borough	Total	4704	1820	38.69	960	944	1028	43					
Total - TC-Election Day		4704	1421	30.21	712	697	773	28					
Total - TC-Emergency		4704	0	0.00									
Total - TC-Mail-In Ballot		4704	383	8.14	241	240	248	12					
Total - TC-Provisional		4704	16	0.34	7	7	7	3					
Total - TC-Rejected Ballots		4704	0	0.00									
Contest Total		4704	1820	38.69	960	944	1028	43					

**Eastern Cam Co Regional Member BOE Voorhees**

		Registered	Ballots Cast	Turnout (%)	Robert A. PAUL	Elena M. CHOW	Write-In						
Voorhees Dist 1	Total	1404	401	28.56	204	191	3						
Voorhees Dist 2	Total	1297	417	32.15	220	210	1						
Voorhees Dist 3	Total	1270	372	29.29	199	193							
Voorhees Dist 4	Total	1162	203	17.47	101	90							
Voorhees Dist 5	Total	1312	344	26.22	168	173	2						
Voorhees Dist 6	Total	1302	355	27.27	179	189	1						
Voorhees Dist 7	Total	757	234	30.91	134	138	1						
Voorhees Dist 8	Total	1534	375	24.45	187	195							
Voorhees Dist 9	Total	1353	411	30.38	219	217							
Voorhees Dist 10	Total	987	294	29.79	157	167	3						
Voorhees Dist 11	Total	1012	312	30.83	177	183							
Voorhees Dist 12	Total	979	266	27.17	156	159	1						
Voorhees Dist 13	Total	1335	381	28.54	174	178							
Voorhees Dist 14	Total	861	257	29.85	141	142	3						
Voorhees Dist 15	Total	1232	339	27.52	184	198	1						
Voorhees Dist 16	Total	833	241	28.93	142	134	4						
Voorhees Dist 17	Total	760	274	36.05	118	115							
Voorhees Dist 18	Total	1157	222	19.19	119	122	1						
Voorhees Dist 19	Total	997	253	25.38	110	103							
Voorhees Mail-In Ballot	Total	0	2051	0.00	1252	1264	33						
Voorhees Provisional	Total	0	137	0.00	58	57	2						
Voorhees Emergency Ballots	Total	0	0	0.00									
Voorhees Twp	Total	21544	8139	37.78	4399	4418	56						
Total - TC-Election Day		21544	5951	27.62	3089	3097	21						
Total - TC-Emergency		21544	0	0.00									
Total - TC-Mail-In Ballot		21544	2051	9.52	1252	1264	33						
Total - TC-Provisional		21544	137	0.64	58	57	2						
Total - TC-Rejected Ballots		21544	0	0.00									
Contest Total		21544	8139	37.78	4399	4418	56						

**Local BOE- Voorhees**

		Registered	Ballots Cast	Turnout (%)	Richard NELSON	Marissa LEVY	Bruce KARPFF	Write-In						
Voorhees Dist 1	Total	1404	401	28.56	195	192	184	3						
Voorhees Dist 2	Total	1297	417	32.15	211	214	200	1						
Voorhees Dist 3	Total	1270	372	29.29	185	188	188	2						
Voorhees Dist 4	Total	1162	203	17.47	93	94	83							
Voorhees Dist 5	Total	1312	344	26.22	163	176	155	4						
Voorhees Dist 6	Total	1302	355	27.27	180	183	174	2						
Voorhees Dist 7	Total	757	234	30.91	134	136	127							
Voorhees Dist 8	Total	1534	375	24.45	178	193	172	1						
Voorhees Dist 9	Total	1353	411	30.38	200	211	193	3						
Voorhees Dist 10	Total	987	294	29.79	147	159	155	2						
Voorhees Dist 11	Total	1012	312	30.83	172	177	170	2						
Voorhees Dist 12	Total	979	266	27.17	152	156	146							
Voorhees Dist 13	Total	1335	381	28.54	171	175	173	1						
Voorhees Dist 14	Total	861	257	29.85	134	139	137							
Voorhees Dist 15	Total	1232	339	27.52	182	192	176	1						
Voorhees Dist 16	Total	833	241	28.93	134	133	136	3						
Voorhees Dist 17	Total	760	274	36.05	109	120	110							
Voorhees Dist 18	Total	1157	222	19.19	118	126	111							
Voorhees Dist 19	Total	997	253	25.38	100	107	102							
Voorhees Mail-In Ballot	Total	0	2051	0.00	1245	1256	1243	37						
Voorhees Provisional	Total	0	137	0.00	57	55	50	2						
Voorhees Emergency Ballots	Total	0	0	0.00										
Voorhees Twp	Total	21544	8139	37.78	4260	4382	4185	64						
Total - TC-Election Day		21544	5951	27.62	2958	3071	2892	25						
Total - TC-Emergency		21544	0	0.00										
Total - TC-Mail-In Ballot		21544	2051	9.52	1245	1256	1243	37						
Total - TC-Provisional		21544	137	0.64	57	55	50	2						
Total - TC-Rejected Ballots		21544	0	0.00										
Contest Total		21544	8139	37.78	4260	4382	4185	64						

**Local BOE- Waterford Township**

		Registered	Ballots Cast	Turnout (%)	James PAPEKA	Michael MC CLINTOCK	Maria YEATMAN	Matthew DE NAFO	Ralph J. CONDO	Robert WALSH	Write-In			
Waterford Dist 1	Total	1020	334	32.75	80	113	88	105	75	77	3			
Waterford Dist 2	Total	1220	371	30.41	108	134	126	116	86	94	2			
Waterford Dist 3	Total	1055	287	27.20	60	94	90	89	74	60	4			
Waterford Dist 4	Total	875	327	37.37	82	107	96	105	87	77	2			
Waterford Dist 5	Total	1023	245	23.95	55	76	80	70	56	54				
Waterford Dist 6	Total	1030	332	32.23	85	125	91	100	61	77	5			
Waterford Dist 7	Total	1151	354	30.76	84	129	100	121	80	82				
Waterford Dist 8	Total	306	109	35.62	27	32	31	39	32	28	4			
Waterford Mail-In Ballot	Total	0	617	0.00	150	264	276	227	212	237	1			
Waterford Provisional	Total	0	38	0.00	11	13	10	15	12	14				
Waterford Emergency Ballots	Total	0	0	0.00										
Waterford Twp	Total	7680	3014	39.24	742	1087	988	987	775	800	21			
Total - TC-Election Day		7680	2359	30.72	581	810	702	745	551	549	20			
Total - TC-Emergency		7680	0	0.00										
Total - TC-Mail-In Ballot		7680	617	8.03	150	264	276	227	212	237	1			
Total - TC-Provisional		7680	38	0.49	11	13	10	15	12	14				
Total - TC-Rejected Ballots		7680	0	0.00										
Contest Total		7680	3014	39.24	742	1087	988	987	775	800	21			

**Local BOE- Winslow Township**

		Registered	Ballots Cast	Turnout (%)	Rogers D. ROBINSON, JR.	Rita Y. MARTIN	Lorraine DREDDEN	Abena MC CLENDON	Write-In					
Winslow W1 D1	Total	1037	380	36.64	100	118	109	66	4					
Winslow W1 D2	Total	1184	304	25.68	99	118	111	73	3					
Winslow W1 D3	Total	765	246	32.16	85	112	104	54	9					
Winslow W1 D4	Total	1355	403	29.74	111	154	155	105	2					
Winslow W1 D5	Total	1272	398	31.29	153	158	155	89	2					
Winslow W1 D6	Total	707	206	29.14	75	80	86	38	2					
Winslow Ward 1 Mail-In Ballot	Total	0	609	0.00	233	332	314	210	24					
Winslow Ward 1 Provisional	Total	0	29	0.00	9	11	10	6						
Winslow W1 Emergency Ballots	Total	0	0	0.00										
Winslow Ward 1	Total	6320	2575	40.74	865	1083	1044	641	46					
Winslow W2 D1	Total	1582	493	31.16	160	209	176	215	2					
Winslow W2 D2	Total	883	266	30.12	73	95	93	56	2					
Winslow W2 D3	Total	1573	465	29.56	145	161	164	92	5					
Winslow W2 D4	Total	1139	382	33.54	125	159	152	111	6					
Winslow W2 D5	Total	891	260	29.18	71	78	77	49	4					
Winslow W2 D6	Total	966	285	29.50	85	119	92	107						
Winslow Ward 2 Mail-In Ballot	Total	0	498	0.00	196	292	279	221	17					
Winslow Ward 2 Provisional	Total	0	40	0.00	9	17	13	12						
Winslow W2 Mail-In Ballot Rejected	Total	0	0	0.00										
Winslow W2 Provisional Rejected	Total	0	0	0.00										
Winslow W2 Emergency Ballots	Total	0	0	0.00										
Winslow Ward 2	Total	7034	2689	38.23	864	1130	1046	863	36					
Winslow W3 D1	Total	1284	375	29.21	146	158	144	192	1					
Winslow W3 D2	Total	1455	353	24.26	142	132	132	183	3					
Winslow W3 D3	Total	1174	248	21.12	88	96	88	139	2					
Winslow W3 D4	Total	1155	313	27.10	92	117	102	145	3					
Winslow W3 D5	Total	1319	432	32.75	144	158	166	202						
Winslow Ward 3 Mail-In Ballot	Total	0	360	0.00	170	190	201	157	4					
Winslow Ward 3 Provisional	Total	0	26	0.00	8	9	11	15						
Winslow W3 Mail-In Ballot Rejected	Total	0	0	0.00										
Winslow W3 Provisional Rejected	Total	0	0	0.00										
Winslow W3 Emergency Ballots	Total	0	0	0.00										
Winslow W4 D1	Total	777	275	35.39	88	109	109	61						
Winslow Ward 3	Total	7164	2382	33.25	878	969	953	1094	13					
Winslow W4 D2	Total	1496	362	24.20	132	170	141	129	6					
Winslow W4 D3	Total	1685	474	28.13	175	215	204	181	4					
Winslow W4 D4	Total	1265	416	32.89	144	181	158	126	3					

**Local BOE- Winslow Township**

		Registered	Ballots Cast	Turnout (%)	Rogers D. ROBINSON, JR.	Rita Y. MARTIN	Lorraine DREDDEN	Abena MC CLENDON	Write-In				
Winslow W4 D5	Total	1416	433	30.58	167	188	171	140	5				
Winslow Ward 4 Mail-In Ballot	Total	0	450	0.00	186	248	225	172	15				
Winslow Ward 4 Provisional	Total	0	28	0.00	10	16	13	10					
Winslow W4 Mail-In Ballot Rejected	Total	0	0	0.00									
Winslow W4 Provisional Rejected	Total	0	0	0.00									
Winslow W4 Emergency Ballots	Total	0	0	0.00									
Winslow Ward 4	Total	5862	2163	36.90	814	1018	912	758	33				
Winslow Twp	Total	26380	9809	37.18	3421	4200	3955	3356	128				
Total - TC-Election Day		26380	7769	29.45	2600	3085	2889	2553	68				
Total - TC-Emergency		26380	0	0.00									
Total - TC-Mail-In Ballot		26380	1917	7.27	785	1062	1019	760	60				
Total - TC-Provisional		26380	123	0.47	36	53	47	43					
Total - TC-Rejected Ballots		26380	0	0.00									
Contest Total		26380	9809	37.18	3421	4200	3955	3356	128				



**Local BOE Woodlynne UNEX 1Yr**

		Registered	Ballots Cast	Turnout (%)	Write-In	Samantha Kirby							
Woodlynne Dist 1	Total	902	166	18.40	4	3							
Woodlynne Dist 2	Total	719	147	20.45	3	2							
Woodlynne Mail-In Ballot	Total	0	40	0.00	3								
Woodlynne Provisional	Total	0	7	0.00	1								
Woodlynne Emergency Ballots	Total	0	0	0.00									
Woodlynne Borough	Total	1621	360	22.21	11	5							
Total - TC-Election Day		1621	313	19.31	7	5							
Total - TC-Emergency		1621	0	0.00									
Total - TC-Mail-In Ballot		1621	40	2.47	3								
Total - TC-Provisional		1621	7	0.43	1								
Total - TC-Rejected Ballots		1621	0	0.00									
Contest Total		1621	360	22.21	11	5							

**Local BOE-Woodlynne UNEX 2Yr**

		Registered	Ballots Cast	Turnout (%)	Heidemarie WOOD	Write-In								
Woodlynne Dist 1	Total	902	166	18.40	67									
Woodlynne Dist 2	Total	719	147	20.45	54									
Woodlynne Mail-In Ballot	Total	0	40	0.00	25	3								
Woodlynne Provisional	Total	0	7	0.00	3									
Woodlynne Emergency Ballots	Total	0	0	0.00										
Woodlynne Borough	Total	1621	360	22.21	149	3								
Total - TC-Election Day		1621	313	19.31	121									
Total - TC-Emergency		1621	0	0.00										
Total - TC-Mail-In Ballot		1621	40	2.47	25	3								
Total - TC-Provisional		1621	7	0.43	3									
Total - TC-Rejected Ballots		1621	0	0.00										
Contest Total		1621	360	22.21	149	3								

**Local BOE- Woodlynne Boro**

		Registered	Ballots Cast	Turnout (%)	Sharon VOGEL	Shivone SANFORD	Write-In						
Woodlynne Dist 1	Total	902	166	18.40	64	55	1						
Woodlynne Dist 2	Total	719	147	20.45	48	52	1						
Woodlynne Mail-In Ballot	Total	0	40	0.00	23	23	6						
Woodlynne Provisional	Total	0	7	0.00	3	3							
Woodlynne Emergency Ballots	Total	0	0	0.00									
Woodlynne Borough	Total	1621	360	22.21	138	133	8						
Total - TC-Election Day		1621	313	19.31	112	107	2						
Total - TC-Emergency		1621	0	0.00									
Total - TC-Mail-In Ballot		1621	40	2.47	23	23	6						
Total - TC-Provisional		1621	7	0.43	3	3							
Total - TC-Rejected Ballots		1621	0	0.00									
Contest Total		1621	360	22.21	138	133	8						

**COUNTY OF CAMDEN  
GENERAL ELECTION  
NOVEMBER 7, 2017**

**REJECTED MAIL-IN AND PROVISIONAL BALLOTS**

<b>MUNICIPALITY</b>	<b>REJECTED MAIL-IN</b>	<b>REJECTED PROVISIONAL</b>	<b>TOTAL REJECTED</b>
AUDUBON BORO	10	4	14
AUDUBON PARK BORO	1	0	1
BARRINGTON BORO	3	5	8
BELLMAWR BORO	6	3	9
BERLIN BORO	10	8	18
BERLIN TWP.	4	5	9
BROOKLAWN BORO	0	1	1
CAMDEN CITY WARD 1	12	7	19
CAMDEN CITY WARD 2	19	16	35
CAMDEN CITY WARD 3	8	5	13
CAMDEN CITY WARD 4	5	15	20
CHERRY HILL TWP.	98	44	142
CHESILHURST BORO	1	1	2
CLEMENTON BORO	1	5	6
COLLINGSWOOD BORO	10	7	17
GIBBSBORO BORO	3	0	3
GLOUCESTER CITY WARD 1	2	0	2
GLOUCESTER CITY WARD 2	2	1	3
GLOUCESTER CITY WARD 3	1	0	1
GLOUCESTER TWP.	55	39	94
HADDON TWP.	15	13	28
HADDONFIELD BORO	9	3	12
HADDON HEIGHTS BORO	9	7	16
HI-NELLA BORO	0	0	0
LAUREL SPRINGS BORO	3	2	5
LAWNSIDE BORO	4	1	5
LINDENWOLD BORO	12	7	19
MAGNOLIA BORO	3	2	5
MERCHANTVILLE BORO	0	3	3
MOUNT EPHRAIM BORO	4	1	5
OAKLYN BORO	2	6	8
PENNSAUKEN TWP.	29	23	52
PINE HILL BORO	5	6	11
PINE VALLEY BORO	0	0	0
RUNNEMEDE BORO	6	5	11
SOMERDALE BORO	3	4	7
STRATFORD BORO	4	5	9
TAVISTOCK BORO	3	0	3
VOORHEES TWP.	37	20	57
WATERFORD TWP.	9	9	18
WINSLOW TWP. WARD 1	11	21	32
WINSLOW TWP. WARD 2	8	16	24
WINSLOW TWP. WARD 3	8	5	13
WINSLOW TWP. WARD 4	8	7	15
WOODLYNNE BORO	0	3	3
Total	443	335	778



# Contested Races with Write-In Candidates

## Hi-Nella Members of Council– Vote for Two

Candidate	Candidate Type	Machine	Mail-In	Provisional	Total	Winner
Cindy McCoy	On Ballot	98	23	0	121	X
Neil Diamond	Write-In	2	0	0	2	X
All Other Write-Ins		9	2	0	11	

## Laurel Springs Members of Council– Vote for Two

Candidate	Candidate Type	Machine	Mail-In	Provisional	Total	Winner
Joseph Cruz	On Ballot	374	59	4	437	X
Doug Delpidio	Write-In	46	0	0	46	X
George Weiss	Write-In	29	0	0	29	
All Other Write-Ins		35	9	0	44	

## Member of the Chesilhurst Board of Education; Unexpired Term – Vote for One

Candidate	Candidate Type	Machine	Mail-In	Provisional	Total	Winner
Linda Hirn	Write-In	4	0	0	4	X
All Other Write-Ins		5	2	0	7	

## Member of the Clementon Board of Education; Unexpired Term – Vote for One

Candidate	Candidate Type	Machine	Mail-In	Provisional	Total	Winner
Emily Nichols	Write-In	9	0	0	9	X
All Other Write-Ins		29	5	0	34	

**Member of the Gibbsboro Board of Education; Unexpired Term – Vote for One**

Candidate	Candidate Type	Machine	Mail-In	Provisional	Total	Winner
Andrew Parsinitz	Write-In	41	3	0	44	X
All Other Write-Ins		18	2	0	20	

**Member of the Hi-Nella Board of Education; Unexpired Term (One Year) – Vote for One**

Candidate	Candidate Type	Machine	Mail-In	Provisional	Total	Winner
See Below	Write-In	0	0	0	0	
All Other Write-Ins		5	0	0	5	

There were five (5) write-in votes for five (5) different people creating a tie.  
Per N.J.S.A. 19:3-25, a tie creates a vacancy.

**Member of the Hi-Nella Board of Education; Unexpired Term (Two Year) – Vote for One**

Candidate	Candidate Type	Machine	Mail-In	Provisional	Total	Winner
See Below	Write-In	0	0	0	0	
All Other Write-Ins		4	0	0	4	

There were four (4) write-in votes for four (4) different people creating a tie.  
Per N.J.S.A. 19:3-25, a tie creates a vacancy.

**Member of the Mt. Ephraim Board of Education; Unexpired Term (One Year) – Vote for One**

Candidate	Candidate Type	Machine	Mail-In	Provisional	Total	Winner
Holly Marrone	Write-In	25	1	0	26	X
Frank Frankowski	Write-In	14	0	0	14	
All Other Write-Ins		30	14	0	44	

**Member of the Oaklyn Board of Education; Unexpired Term – Vote for Two**

<b>Candidate</b>	<b>Candidate Type</b>	<b>Machine</b>	<b>Mail-In</b>	<b>Provisional</b>	<b>Total</b>	<b>Winner</b>
Therese Marnion	On Ballot	550	91	5	646	X
Denise Buczko	Write-In	44	0	0	44	X
All Other Write-Ins		31	7	0	38	

**Member of the Runnemede Board of Education; Unexpired Term – Vote for One**

<b>Candidate</b>	<b>Candidate Type</b>	<b>Machine</b>	<b>Mail-In</b>	<b>Provisional</b>	<b>Total</b>	<b>Winner</b>
Daniel Murray	Write-In	60	1	0	61	X
All Other Write-Ins		47	17	0	64	

**Member of the Stratford Board of Education; Unexpired Term – Vote for One**

<b>Candidate</b>	<b>Candidate Type</b>	<b>Machine</b>	<b>Mail-In</b>	<b>Provisional</b>	<b>Total</b>	<b>Winner</b>
Susan DyBus	Write-In	29	0	0	0	X
All Other Write-Ins		51	9	1	61	

**Member of the Woodlynne Board of Education; Unexpired Term (One Year) – Vote for One**

<b>Candidate</b>	<b>Candidate Type</b>	<b>Machine</b>	<b>Mail-In</b>	<b>Provisional</b>	<b>Total</b>	<b>Winner</b>
Samantha Kirby	Write-In	5	0	1	6	X
All Other Write-Ins		7	3	0	10	



**Member of the Chesilhurst Board of Education – Vote for Two**

<b>Candidate</b>	<b>Candidate Type</b>	<b>Machine</b>	<b>Mail-In</b>	<b>Provisional</b>	<b>Total</b>	<b>Winner</b>
Debra Barney	On Ballot	109	51	1	161	X
See Below	Write-In	3	2	0	5	
All Other Write-Ins		0	00	0	0	

Debra Barney, who was on the ballot, received the most votes and won the first seat. There were five (5) write-in votes for five (5) different people creating a tie for the second seat. Per N.J.S.A. 19:3-25, a tie creates a vacancy.

**Member of the Gloucester City Board of Education; Unexpired Term – Vote for One**

<b>Candidate</b>	<b>Candidate Type</b>	<b>Machine</b>	<b>Mail-In</b>	<b>Provisional</b>	<b>Total</b>	<b>Winner</b>
S. Kenny-Cohan	On Ballot	934	288	19	1,241	X
J. Borger	On Ballot	851	278	21	1,150	X
Jason Chiodi	Write-In	165	1	4	169	X
All Other Write-Ins		159	20	5	184	

**Member of the Hi-Nella Board of Education – Vote for Two**

<b>Candidate</b>	<b>Candidate Type</b>	<b>Machine</b>	<b>Mail-In</b>	<b>Provisional</b>	<b>Total</b>	<b>Winner</b>
Janet Williams	Write-In	1	0	0	1	X
All Other Write-Ins		1	0	0	1	

Janet Williams received two write-in votes, however both votes were made by one voter as determined by having the same machine number and voter tag. Therefore, one of the votes is valid and the second is rejected. Since they were the only votes for this contest votes, Ms. Williams won the first seat. And since there were no other votes cast for this contest, a vacancy is created for the second seat per N.J.S.A. 19:3-25.

**Member of the Lawnside Board of Education – Vote for Three**

<b>Candidate</b>	<b>Candidate Type</b>	<b>Machine</b>	<b>Mail-In</b>	<b>Provisional</b>	<b>Total</b>	<b>Winner</b>
Amy S. Pierce	On Ballot	312	71	2	385	X
Shamyran Thomas	Write-In	15	2	0	17	X
Siobhan Funches	Write-In	17	0	0	17	X
India Criss	Write-In	16	0	0	16	
All Other Write-Ins		13	12	0	25	

**Member of the Merchantville Board of Education – Vote for Three**


<b>Candidate</b>	<b>Candidate Type</b>	<b>Machine</b>	<b>Mail-In</b>	<b>Provisional</b>	<b>Total</b>	<b>Winner</b>
Craig Nussbaum	On Ballot	401	102	11	514	X
Anjali Desai	On Ballot	406	104	11	521	X
Lynn Geddes	Write-In	23	1		24	X
Antisha Maisner	Write-In	18	1	1	19	
All Other Write-Ins		45	8	1	54	

**Member of the Runnemede Board of Education – Vote for Three**

<b>Candidate</b>	<b>Candidate Type</b>	<b>Machine</b>	<b>Mail-In</b>	<b>Provisional</b>	<b>Total</b>	<b>Winner</b>
Dennis Leggoe	On Ballot	486	220	2	708	X
Angel Beebe	On Ballot	522	232	1	755	X
Daniel Murray	Write-In	38	0	0	38	X
All Other Write-Ins		45	23	2	70	




CAM\_20171107\_E  
November 7, 2017  
Personal Choice Detail by Political Subdivision  
Camden County



Political Subdivision:	County	Write-in Name	Machine	Vote for One	Machine	Vote Tag
		MARITA WELDE	25003		XNNCH	
		LEWIS BLACK	25003		XNRFJ	
		LOUIS DELEONARDIS JR	25008		XNURF	
		PAGLIA	25016		XNCMX	
		ROY	25019		XNJMC	
		JOAN RIVERS	25030		XNNMM	
		DONALD NORCROSS	25070		XNNRN	
		JOE BUSH	25073		XNNHM	
		HARSHVARDHAN SINGH	25077		XNJTF	
		DAVID HUGHES	25080		XNUJJ	
		GREGORY PIOTROWSKI	25090		XNCZT	
		GREGORY PIOTROWSKI	25090		XNHFH	
		JON STEWERT	25092		XNHTX	
		JIM ANDERSON	25095		XNJMN	
		RAYMOND DAVIDSON	25103		XNURX	
		LUBA MANGEL	25113		XNCTF	
		MICKEYMOUSE	25124		XNCTX	
		PATRICIA FRAMPTON	25131		XNUCH	
		STEVE SWEENEY	25138		XNCMT	
		STEVEN SWEENEY	25140		XNRRM	
		EDWARD DIGIACOMO	25144		XNCMN	
		CARSON WENTZ	25147		XNCMX	
		SAMMIE DAVIS	25150		XNCRX	
		ERMT-LEFROG	25155		XNUJM	
		DWAYNE PIETZSCH	25160		XNNMX	
		MICHEAL BACHICH	25169		XNNHU	
		JIM JOHNSON	25174		XNNRX	
		BILLY-PARK	25186		XNRMF	
		STEPHEN CAREY	25192		XNUJF	
		COREY BOOKER	25201		XNHTJ	
		LOU AMORIELLO	25217		XNRFJ	
		MICKEY MOUSE	25222		XNJTF	
		CORY BOOKER	25224		XNNRC	
		SAMMIE DAVIS	25230		XNUJZ	
		GANDOLF	25235		XNJCF	
		CHARLES GORMAN	25238		XNUTJ	
		ANDREW KALICK	25238		XNRMF	
		NONE	25251		XNUJZ	
		STEVEVEN-PETRILLO	25259		XNHFT	

CAM\_20171107\_E  
November 7, 2017  
Personal Choice Detail by Political Subdivision  
Camden County



Political Subdivision:	County	Write-in Name	Machine	Vote for One	Machine	Vote Tag
		JOHN WISNIEWSKI	25287		XNHFT	
		ROBERT S MARTIN	25288		XNJTH	
		ROBERTA CORRY	25289		XNURC	
		JOHNSON JIM	25290		XNNCC	
		JACK CIATTARELLI	25298		XNUJZ	
		JOCKO WILLINK	25300		XNHFC	
		JIM MCGREEVEY	25302		XNNCM	
		JEFF ORIENTE	25312		XNCRN	
		KEVIN BEATTY	25316		XNCMM	
		QUASIMODO	25320		XNNRH	
		RICK GRIMES	25324		XNIZN	
		JOSEPH WICKERSHAM	25333		XNHFH	
		DONALD J. TRUMP	25336		XNRFK	
		SHAUNA-SHAMES	25338		XNCMJ	
		WENDE NACHMAN	25347		XNCFK	
		ALEXANDER MUHAMMAD	25358		XNNCJ	
		BRO. ZAWIDIE ABDUL-MALIK	25382		XNUJX	
		DAVID E-MULL	25397		XNIZN	
		HARSH VARDHAN SINGH	25402		XNUJF	
		NONE	25404		XNCFN	
		SUZANNE LUBIN	25404		XNUJH	
		ANTHONY J MECCA	25407		XNCHX	
		ANTHONY J MECCA	25407		XNCRK	
		ROBERT B HUGHES	25409		XNUJZC	
		VOID	25410		XNCMT	
		HAROLD PESTER	25419		XNCHU	
		ROBERT BARNEY SR	25421		XNCMZ	
		MARY JOAN MONARI-SPARKS	25428		XNRRR	
		NONE OF THE ABOVE	25434		XNNHF	
		MARTIN FARRELL	25448		XNRFK	
		JOHN RINK	25462		XNCHF	
		NONE OF THE ABOVE	25457		XNJWT	
		PATRICIA M COLE	25458		XNHFN	
		JOHN WISNIEWSKI	25459		XNCHR	
		NONE	25463		XNCCZ	
		DEVIN P KELLEY	25469		XNCMR	
		COLLEN-OALY	25482		XNCFK	
		CHRIS OSTERHELDT	25484		XNCNX	
		MICHAEL J SENECA	25494		XNCTT	



CAM\_20171107\_E  
November 7, 2017  
Personal Choice Detail by Political Subdivision  
Camden County

State Senate 4th District  
Vote for One

Write-in Name	Legislative Dist 4	Machine	Vote	Tag
PHILIP STARKMAN		25163	XNCR	R
DOROTHY MORETT		25163	XNJC	X
RICHARD SKULTETY		25163	XNJR	H
DEEZ NUTZ		25163	XNJZ	M
STEVEN BOGAN		25164	XNCM	N
PATRICIA JEFFERSON KLINE		25164	XNHT	Z
JOANIE LOVES CHACHI		25164	XNCC	C
STEVE-SWEENEY		25168	XNJJ	H
HARAMBE		25169	XNJM	Z
MICKEY MOUSE		25173	XNMF	F
TODD LESTER		25173	XNHF	J
MICHAEL PASCETTA		25173	XNJF	N
MICHAEL PASCETTA		25173	XNZR	R
CHRIS BROWN		25173	XNNH	H
GREGG BLADE		25174	XNCR	C
MICKEY MOUSE		25174	XNHF	F
DOUG PEDERSON		25175	XNCF	F
DAVID NORCUTT		25175	XNCJ	J
ANYONE ELSE		25176	XNJF	M
KEN FAGERLUND		25177	XNCF	T
BOB-JONES		25179	XNCR	H
MICKEY MOUSE		25182	XNCJ	H
GINA GENOVESE		25183	XNTR	R
JOSEPH J BECHTA JR		25183	XNJT	J
JOE SCHMO		25183	XNRF	F
BILL SMITH		25183	XNRR	R
NOAH SAUNDERS		25184	XNJM	X
DONALD BRUCE COWIN		25184	XNMT	T
ROBERT DELESKY		25218	XNFM	M
MY DOG		25219	XNCH	H
DANIEL BURKE		25219	XNCR	R
ANYONE		25224	XNJR	H
ROBERT STEELMAN		25224	XNJF	J
STEPHEN MERRITT		25224	XNRM	M
LOMBARD		25225	XCNH	H
ANDREW SCHLAEGEL		25225	XNJC	C
VAUGHN S FRYE		25226	XNJZ	Z
ANDREW SMITH		25226	XNRM	M
MARGSTEVENS		25319	XNCH	H

CAM\_20171107\_E  
November 7, 2017  
Personal Choice Detail by Political Subdivision  
Camden County

State Senate 4th District  
Vote for One

Write-in Name	Legislative Dist 4	Machine	Vote	Tag
DANIEL DOTTS		25319	XNJC	C
BRIAN SACCO		25319	XNJM	M
WILLIAM-PONNITZ		25319	XNZF	F
GINO ESPOSITO		25319	XNRF	H
JEFF-PARETTI		25321	XNHH	H
CHRIS BROWN		25321	XNMF	F
LEON M SALTER		25322	XNCH	H
JIM WESTON		25323	XNCH	M
JUSTIN BRITTON		25323	XNHF	J
JOSE-FONTANEZ		25444	XNTH	H
BROCK LESNAR		25445	XNCH	H
THOMAS JEFFERSON		25445	XNNH	H
MICKEY MOUSE		25445	XNHR	R
THOMAS WEAVER		25446	XNCR	T
FRANKIE STEIN		25446	XNHT	T
PETER-J ROHRMAN		25446	XNHT	T
MICKEY MOUSE		25446	XNNM	M
STEVE SWEENEY		25471	XNHT	M
LISA-BONNANO		25471	XNRF	C
JOHN LYONS		25472	XNCH	H
ANYBODY		25472	XNCC	J
NOT FRED		25472	XNHF	F
HEYWOOD-LABLOWMIE		25472	XNNH	H
JOSEPH MAAAG		25473	XNCR	R
JOHN SMITH		25473	XNCF	X
STEVE SWEENEY		25473	XNJF	X
ELMO		25476	XNJM	T
CHRIS CHRISTIE		25476	XNJC	C
GINA GENOVESE		25476	XNRF	X
HARRY SWEETEN JR		25477	XNRF	H
Z		25478	XNCF	F
GEORGE GEIST		25478	XNCH	N
BRIAN PLEFKA		25478	XNJH	H
MARK YUSKO		25478	XNJF	F
GOD		25479	XNJR	J
FRANK JONES		25479	XNCR	C
FRANK MITCHELL		25479	XNJC	C
ELAINE LEVINS		25481	XNCM	J
BACHOWSKI		25481	XNCR	H

CAM\_20171107\_E  
November 7, 2017  
Personal Choice Detail by Political Subdivision  
Camden County

State Senate 4th District  
Vote for One

Write-in Name	Legislative Dist 4	Machine	Write-in Name	Legislative Dist 4	Machine	Write-in Name	Legislative Dist 4	Machine	Write-in Name	Legislative Dist 4	Machine
TTTT		25482	CHRIS LINSO		25548						
K ZAWACKI		25482	STUART NEWBILL		25550						
POGOZELSKI		25482	BRUCE GORDON		25551						
THEODORE M. LIDDELL		25484	ANDREW SMITH		25551						
NOTMADDEN		25485	TOM DIORIO		25555						
TUCKER CARLSON		25486	NINA STEVENS		25644						
MUSA WILLIAMS		25487	JOHN RHOADS		25644						
MICKEY MOUSE		25489	CAIL YN-RHOADS		25644						
HARAMBE		25490	GLENN GREGG		25645						
SWEENEY		25492	ROBERT ACQUAVIVA		25645						
CHRIS CHRISTY		25493	BRIAN SACCO		25645						
FLOYD-SMOOT		25493	A		25645						
HARAMBE		25494	DAFYDUCK		25647						
TRIPLE PENSION PADDER		25494	MICKEY-MOUSE		25647						
BOB-FIORINI		25494	TIM DOUGHERTY		25647						
ED-OZALAS		25496	ANYONE ELSE		25647						
MICKEY MOUSE		25496	BRIAN SACCO		25647						
RYAN BETZ		25497	RIGUAN KING		25648						
DONALD DUCK		25497	MATTEW-R		25648						
DONALDTRUMP		25497	MATTHEW ZASTOCKI		25649						
JOHN DOE		25497	PATRICK ROONEY		25649						
PAUL TASSIELLO		25498	RONALD HENRY		25651						
MICHAEL PASCETTA		25498	MATT ROBERTS		25651						
F GOP		25498	TONI-CARBONARN		25651						
RICK KOHLER		25498	TROY-SINGLETON		25651						
STEVE SURYNT		25501	JEFFREY WILTSHIRE		25651						
NOBODY		25502	ROB HENRY		25652						
DAWN-PORCARI		25502	CHISA-BURWELL		25652						
JOHN BARRETT		25502	NO-TAXES		25652						
MICHELE DIBARTOLOMEO		25502	JOHN RIGOLIZZO JR		25654						
BILL CLINTON		25504	ROLAND EBERHARD		25654						
PATRICK MONTGOMERY		25504	ELMO		25655						
BLAKE ENTRALGO		25507	MICHAEL PASCETTA		25655						
JOE LUMP		25507	MUMMA		25656						
SETH-RICH		25508	JOE VANDERSLICE		25656						
MICHAEL MERCER		25543	JOSHUA BURMAN		25658						
RAY CIBO JR		25547	DUCK		25659						
NO VOTE		25547	BRANDON SMITH		25659						
JOHN SHLDWIYER		25548	BRITTANY BURMAN		25659						

CAM\_20171107\_E  
November 7, 2017  
Personal Choice Detail by Political Subdivision  
Camden County

State Senate 4th District  
Vote for One

Write-in Name	Legislative Dist 4	Machine	Write-in Name	Legislative Dist 4	Machine	Write-in Name	Legislative Dist 4	Machine	Write-in Name	Legislative Dist 4	Machine
CHRIS LINSO		25548	CHRIS LINSO		25548						
STUART NEWBILL		25550	STUART NEWBILL		25550						
BRUCE GORDON		25551	BRUCE GORDON		25551						
ANDREW SMITH		25551	ANDREW SMITH		25551						
TOM DIORIO		25555	TOM DIORIO		25555						
NINA STEVENS		25644	NINA STEVENS		25644						
JOHN RHOADS		25644	JOHN RHOADS		25644						
CAIL YN-RHOADS		25644	CAIL YN-RHOADS		25644						
GLENN GREGG		25645	GLENN GREGG		25645						
ROBERT ACQUAVIVA		25645	ROBERT ACQUAVIVA		25645						
BRIAN SACCO		25645	BRIAN SACCO		25645						
A		25645	A		25645						
DAFYDUCK		25647	DAFYDUCK		25647						
MICKEY-MOUSE		25647	MICKEY-MOUSE		25647						
TIM DOUGHERTY		25647	TIM DOUGHERTY		25647						
ANYONE ELSE		25647	ANYONE ELSE		25647						
BRIAN SACCO		25647	BRIAN SACCO		25647						
RIGUAN KING		25648	RIGUAN KING		25648						
MATTEW-R		25648	MATTEW-R		25648						
MATTHEW ZASTOCKI		25649	MATTHEW ZASTOCKI		25649						
PATRICK ROONEY		25649	PATRICK ROONEY		25649						
RONALD HENRY		25651	RONALD HENRY		25651						
MATT ROBERTS		25651	MATT ROBERTS		25651						
TONI-CARBONARN		25651	TONI-CARBONARN		25651						
TROY-SINGLETON		25651	TROY-SINGLETON		25651						
JEFFREY WILTSHIRE		25651	JEFFREY WILTSHIRE		25651						
ROB HENRY		25652	ROB HENRY		25652						
CHISA-BURWELL		25652	CHISA-BURWELL		25652						
NO-TAXES		25652	NO-TAXES		25652						
JOHN RIGOLIZZO JR		25654	JOHN RIGOLIZZO JR		25654						
ROLAND EBERHARD		25654	ROLAND EBERHARD		25654						
ELMO		25655	ELMO		25655						
MICHAEL PASCETTA		25655	MICHAEL PASCETTA		25655						
MUMMA		25656	MUMMA		25656						
JOE VANDERSLICE		25656	JOE VANDERSLICE		25656						
JOSHUA BURMAN		25658	JOSHUA BURMAN		25658						
DUCK		25659	DUCK		25659						
BRANDON SMITH		25659	BRANDON SMITH		25659						
BRITTANY BURMAN		25659	BRITTANY BURMAN		25659						





CAM\_20171107\_E  
November 7, 2017  
Personal Choice Detail by Political Subdivision  
Camden County

Board of Chosen Freeholders  
Vote for Two

Political Subdivision:	County	Write-in Name	Machine	Vote for Two	Machine	Vote for Two
		ANTOINETTE BUSBEE	25313	XNHFC		
		BRENDA MINION	25313	XNHFC		
		JASON BROWN	25321	XNHFJ		
		ROBERT J MONAHAN	25332	XNHHT		
		TERRY CREWS	25337	XNRFJ		
		MY GARBAGE PEOPLE	25338	XNCMJ		
		WENDE NACHMAN	25347	XNCFC		
		BRO. ZAWIDIE ABDUL-MALIK	25382	XNUFX		
		BRO. ZAWIDIE ABDUL-MALIK	25382	XNUFX		
		SUSAN DRUCKENBERG	25395	XNCCM		
		ANTHONY DECUZZI	25400	XNJTC		
		ROBERT DECUZZI	25400	XNJTC		
		ROBERT DECUZZI	25410	XNNMX		
		MARK PLENN	25414	XNCMJ		
		APRIL JOHNSON	25415	XNRRM		
		GENA GENEVESE	25415	XNRRM		
		MIKE YOUNG	25416	XNJMF		
		MARK CORREA	25424	XNUCH		
		DENNIS MOORE	25428	XNCFT		
		F.JAY POBER	25432	XNRFJ		
		JOHN SMITH	25451	XNHTN		
		TIMOTHY J O'NEILL	25454	XNUZC		
		BABBOOEY	25455	XNHFJ		
		XANDER KILEY-ZUFELT	25459	XNRFJ		
		DAWN BRANTON	25463	XNCRF		
		JAMIE HUTCHINSON	25464	XNNGH		
		PAUL KAIN	25468	XNHTJ		
		MICHAEL DOYLE	25468	XNHTJ		
		MOE	25468	XNNMT		
		CURLY	25468	XNNMT		
		BOB MONIHAN	25495	XNUFT		
		YOUR-MOM	25517	XNRRM		
		LOSERS	25517	XNRRM		
		OBAMA	25525	XNUJZ		
		HARAMBE	25525	XNUJZ		
		JACK TARDITI	25526	XNHFX		
		MACHINE POL	25527	XNRMF		
		JACK	25533	XNCRF		
		MOE	25533	XNCRF		

CAM\_20171107\_E  
November 7, 2017  
Personal Choice Detail by Political Subdivision  
Camden County

Board of Chosen Freeholders  
Vote for Two

Political Subdivision:	County	Write-in Name	Machine	Vote for Two	Machine	Vote for Two
		JOE SMITH	25541	XNRRR		
		NO VOTE	25547	XNNMZ		
		NO VOTE	25547	XNNMZ		
		TOM DIORIO	25555	XNRRM		
		HARRY DAVIS	25562	XNUTX		
		LAURA HOWARD	25569	XNHTR		
		LAURA HOWARD	25569	XNHTR		
		KEVIN MORAN	25569	XNUTJ		
		FRANKLIN FRAKE	25576	XNCHF		
		FRANKLIN FRAKE	25576	XNUZF		
		KELLY FRAKE	25576	XNUZF		
		DAVIDSON-T-SAMUELS	25595	XNNMH		
		JESUS	25597	XNRRR		
		JESUS	25597	XNRRR		
		STEVEN KELLY	25607	XNCRG		
		MONEKE RAGSDALE	25607	XNCRG		
		STUART PLATT	25618	XNCMN		
		-	25647	XNNHX		
		GINO ESPOSITO	25657	XNCRG		
		A	25695	XNUJC		
		A	25695	XNUJC		
		NICOLE WISMER	25700	XNRFX		
		JOHN FRANKLIN CAT	25700	XNRFX		
		JAMES R DILORETO	25744	XNCJH		
		JAMES R DILORETO	25744	XNCJH		

Local BOE- Audubon  
Vote for Three

Political Subdivision:	County	Write-in Name	Machine	Vote for Three	Machine	Vote for Three
		COOP	25001	XNCOI		
		ROBERT LEE	25005	XNUTJ		
		JOHN LAKE	25005	XNRRM		
		ANDREA WENDELL	25007	XNHTC		
		DAN BARONE	25007	XNUTJ		
		DEMS ARE LOSERS	25326	XNCMZ		
		DEMS ARE PARASITES	25326	XNCMZ		
		MADDIE PURSEGLOVE	25329	XNCZT		

CAM\_20171107\_E  
November 7, 2017  
Personal Choice Detail by Political Subdivision  
Camden County

Local BOE- Audubon  
Vote for Three

Write-in Name	Machine	Write-in Name	Machine	Write-in Name	Machine	Write-in Name	Machine	Write-in Name	Machine	Write-in Name	Machine
ROBERT F-LEE-	25329	XNUJFF	XNUJFF	LARRY	25468	XNHTJ	XNHTJ	MOE	25468	XNNMT	XNNMT
LARRY CORNETT	25331	XNCZZ	XNCZZ	DENISE BUZZ	25698	XNRRR	XNRRR	CINDY GROHOWSKI	25333	XNNRZ	XNNRZ
CINDY GROHOWSKI	25333	XNNRZ	XNNRZ	KATE SULLIVAN	25333	XNNRZ	XNNRZ				

State Senate 5th District  
Vote for One

Write-in Name	Machine	Write-in Name	Machine	Write-in Name	Machine	Write-in Name	Machine	Write-in Name	Machine	Write-in Name	Machine
CHRIS-BROWN	25000	XNHFF	XNHFF	KARL MARX	25700	XNRFY	XNRFY	ROYHALLADAY	25019	XNJJM	XNJJM
PAGLIA	25016	XNCMX	XNCMX	JAMES R DILORETO	25744	XNCJH	XNCJH	STEVE-SHEENY	25062	XNRFH	XNRFH
ROYHALLADAY	25019	XNJJM	XNJJM					PAUL JARGOWSKI	25338	XNCMJ	XNCMJ
STEVE-SHEENY	25062	XNRFH	XNRFH					JAMIE CASEY	25342	XNCRR	XNCRR
PAUL JARGOWSKI	25338	XNCMJ	XNCMJ					KOREY ALSTON	25359	XNNCJ	XNNCJ
JAMIE CASEY	25342	XNCRR	XNCRR					BRO_ZAWDIE ABDUL-MALIK	25382	XNUJX	XNUJX
KOREY ALSTON	25359	XNNCJ	XNNCJ					JOSE DELGADO	25395	XNNCM	XNNCM
BRO_ZAWDIE ABDUL-MALIK	25382	XNUJX	XNUJX					STEVE SWEENEY	25466	XNHTN	XNHTN
JOSE DELGADO	25395	XNNCM	XNNCM					STEVE SWEENEY	25604	XNUJT	XNUJT
STEVE SWEENEY	25466	XNHTN	XNHTN					JOE MCMAHON	25695	XNCMM	XNCMM
STEVE SWEENEY	25604	XNUJT	XNUJT					NONE	25695	XNJJM	XNJJM
JOE MCMAHON	25695	XNCMM	XNCMM					JAMES R DILORETO	25744	XNCJH	XNCJH
NONE	25695	XNJJM	XNJJM								
JAMES R DILORETO	25744	XNCJH	XNCJH								

General Assembly 5th District  
Vote for Two

Write-in Name	Machine	Write-in Name	Machine	Write-in Name	Machine	Write-in Name	Machine	Write-in Name	Machine	Write-in Name	Machine
PAGLIA	25016	XNCMX	XNCMX	ANTONIO CEBALLOS SR.	25338	XNCMJ	XNCMJ	CHRISTOPHER PARISI	25212	XNUJH	XNUJH
JEREMY	25053	XNRFM	XNRFM	HULK	25359	XNNCJ	XNNCJ	IRON MAN	25359	XNNCJ	XNNCJ
CHRISTOPHER PARISI	25212	XNUJH	XNUJH	BRO_ZAWDIE ABDUL-MALIK	25382	XNUJX	XNUJX	BRO_ZAWDIE ABDUL-MALIK	25382	XNUJX	XNUJX
ANTONIO CEBALLOS SR.	25338	XNCMJ	XNCMJ	MARTIN NOLAN	25468	XNHTJ	XNHTJ				
HULK	25359	XNNCJ	XNNCJ								
IRON MAN	25359	XNNCJ	XNNCJ								
BRO_ZAWDIE ABDUL-MALIK	25382	XNUJX	XNUJX								
BRO_ZAWDIE ABDUL-MALIK	25382	XNUJX	XNUJX								
MARTIN NOLAN	25468	XNHTJ	XNHTJ								

November 08, 2017 11:11 AM

Page 13 of 94

CAM\_20171107\_E  
November 7, 2017  
Personal Choice Detail by Political Subdivision  
Camden County

General Assembly 5th District  
Vote for Two

Write-in Name	Machine	Write-in Name	Machine	Write-in Name	Machine	Write-in Name	Machine	Write-in Name	Machine	Write-in Name	Machine
TOM KNOCKE	25468	XNHTJ	XNHTJ	LARRY	25468	XNNMT	XNNMT	MOE	25468	XNNMT	XNNMT
LARRY	25468	XNNMT	XNNMT	DENISE BUZZ	25698	XNRRR	XNRRR	CINDY GROHOWSKI	25333	XNNRZ	XNNRZ
MOE	25468	XNNMT	XNNMT	KATE SULLIVAN	25333	XNNRZ	XNNRZ				
DENISE BUZZ	25698	XNRRR	XNRRR								
FRIDRICH ENGELS	25700	XNRFY	XNRFY								
KARL MARX	25700	XNRFY	XNRFY								
JAMES R DILORETO	25744	XNCJH	XNCJH								
JAMES R DILORETO	25744	XNCJH	XNCJH								

Audubon Park Council  
Vote for Two

Write-in Name	Machine	Write-in Name	Machine	Write-in Name	Machine	Write-in Name	Machine	Write-in Name	Machine	Write-in Name	Machine
ASS	25008	XNHTC	XNHTC	ANDREW GALLANO	25333	XNNRZ	XNNRZ	KIRSTEN STOKES	25333	XNNRZ	XNNRZ
ANDREW GALLANO	25333	XNNRZ	XNNRZ	CINDY-GROHOWSKI	25333	XNRFH	XNRFH	CINDY-GROHOWSKI	25333	XNRFH	XNRFH
KIRSTEN STOKES	25333	XNNRZ	XNNRZ								
CINDY-GROHOWSKI	25333	XNRFH	XNRFH								
CINDY-GROHOWSKI	25333	XNRFH	XNRFH								

State Senate 6th District  
Vote for One

Write-in Name	Machine	Write-in Name	Machine	Write-in Name	Machine	Write-in Name	Machine	Write-in Name	Machine	Write-in Name	Machine
TRACY C. WILLIAMSON	25071	XNNCR	XNNCR	GOD	25073	XNCJ	XNCJ	JENN BECK	25074	XNCOH	XNCOH
GOD	25073	XNCJ	XNCJ	JOSHUA HAREE	25083	XNNRN	XNNRN	ROLAND TRAINER	25092	XNHTX	XNHTX
JENN BECK	25074	XNCOH	XNCOH	ASHLEY CAMERON	25093	XNRFH	XNRFH	BEREL MANGEL	25113	XNCTF	XNCTF
JOSHUA HAREE	25083	XNNRN	XNNRN	BRUNIA PILET	25115	XNCGN	XNCGN	QUEEN ELIZABETH	25126	XNJRM	XNJRM
ROLAND TRAINER	25092	XNHTX	XNHTX	EDWARD SNODEN	25130	XNCGN	XNCGN	KATE SCHUMACHER	25131	XNCHZ	XNCHZ
ASHLEY CAMERON	25093	XNRFH	XNRFH	KATE SCHUMACHER	25131	XNCRF	XNCRF				
BEREL MANGEL	25113	XNCTF	XNCTF								
BRUNIA PILET	25115	XNCGN	XNCGN								
QUEEN ELIZABETH	25126	XNJRM	XNJRM								
EDWARD SNODEN	25130	XNCGN	XNCGN								
KATE SCHUMACHER	25131	XNCHZ	XNCHZ								
KATE SCHUMACHER	25131	XNCRF	XNCRF								

November 08, 2017 11:11 AM

Page 14 of 94

CAM\_20171107\_E  
November 7, 2017  
Personal Choice Detail by Political Subdivision  
Camden County

State Senate 6th District  
Vote for One

Political Subdivision:	Legislative Dist 6	Machine	Write-in Name	Voter Tag
		25191	ALEX-LAW	XNNHT
		25192	STEPHEN CAREY	XNUFF
		25197	BRANDON CEPAS	XNUFF
		25235	SAM GAMGEE	XNJCF
		25243	KIM MEUNDT	XNHFM
		25248	NICK RAFIOS	XNCCN
		25253	STEVE SWEENEY	XNCZX
		25256	ROB RICCARDI	XNUCJ
		25262	BERNIE SANDERS	XNCRR
		25283	STEVE SWEENEY	XNCRF
		25287	JOHN KRHWAN	XNUJR
		25396	ROBERT TIGHUE	XNCTT
		25397	HEALTHY MERMIAD	XNNMJ
		25398	MARSHALL SPEVAK	XNJTF
		25406	WILLIAM THOMASHEFSKY III	XNCNR
		25422	GREG PIOWTROWSKI	XNJTC
		25448	PETE LONGO	XNRFX
		25516	ALEX-LAW	XNNCN
		25517	POOP	XNRRM
		25527	WILLIAM H TUCKER	XNRMF
		25528	JOHN DUFFY	XNCHT
		25528	EDWARD FORCHION	XNCHT
		25533	MANNY	XNCRF
		25569	KEVIN MORAN	XNJTJ
		25576	FRANKLIN FRAKE	XNUZF
		25584	PEDRO PEREZ	XNRFN
		25607	ALEX-LAW	XNCRC
		25607	SWEENEY	XNCTR
		25612	ROURKE DECKER	XNUZC
		25766	AARON J ROCKS	XNNRC
		25775	DM SHEEHAN	XNCTM
			General Assembly 6th District Vote for Two	
Political Subdivision:	Legislative Dist 6	Machine	Write-in Name	Voter Tag
		25073	TIM TEBOW	XNCCJ
		25083	PATTY MAGNUS	XNNRN

CAM\_20171107\_E  
November 7, 2017  
Personal Choice Detail by Political Subdivision  
Camden County

General Assembly 6th District  
Vote for Two

Political Subdivision:	Legislative Dist 6	Machine	Write-in Name	Voter Tag
		25083	JOSHUA HARE	XNNRN
		25090	FREDERICK DANDE	XNNMF
		25092	DAVID LUTHMAN	XNHDX
		25102	TANZIE-YOUNGBLOOD	XNUJT
		25103	NORMAN ANGEMI	XNCTT
		25107	STUART DUBIN	XNCRF
		25114	PICKLES SORRELL	XNCMT
		25130	J ASSANGE	XNNCN
		25130	RT NEWS	XNNCN
		25186	GERRY BANMILLER	XNRMF
		25191	ALEX-LAW	XNNHT
		25191	ALEX-LAW	XNNHT
		25192	STEPHEN CAREY	XNUFF
		25195	JOHN-HAND	XNCHZ
		25235	PERAGRIN TOOK	XNUCF
		25237	OPRAH	XNCHT
		25254	ALEXANDERAAQUILINO	XNHFR
		25256	LARRY DAVID	XNUCJ
		25257	SUZANNE PAUL	XNNCH
		25262	MAXINE WATERS	XNCRR
		25396	BONNIE WATSON COLEMAN	XNCRR
		25396	FRANK MURPHY	XNCTT
		25396	BOB TOOGOOD	XNCTT
		25397	JESUS	XNNMJ
		25410	ANAND TAMHANKAR	XNJTJ
		25415	FREDERICK DANDE	XNRRM
		25460	MICHAEL MCPEAK	XNUJH
		25512	DONOVAN CIVITELLA	XNNRX
		25516	MANSPLAIN IT LOU	XNNCN
		25516	NO MACHINE STOOGES	XNNCN
		25517	POOPY	XNRRM
		25517	POOP	XNRRM
		25527	NORRORR HACK	XNRMF
		25527	N O NORCROSS	XNRMF
		25533	POKEY	XNCRF
		25533	GUMBY	XNCRF
		25569	KEVIN MORAN	XNJTJ
		25569	KEVIN MORAN	XNJTJ
		25576	FRANKLIN FRAKE	XNUZF

CAM\_20171107\_E  
November 7, 2017  
Personal Choice Detail by Political Subdivision  
Camden County

General Assembly 6th District  
Vote for Two

Political Subdivision:	Legislative Dist 6	Machine	Write-in Name	Voter Tag
		25588	KRISTEN MATEO	XNKNX
		25607	FREDRICK DANDE	XNCRZ
		25775	DM SHEEHAN	XNCTM
		25775	DM	XNCTM
		25775	TOM-PETTY	XNNHM

Barrington Council  
Vote for Two

Political Subdivision:	Barrington	Machine	Write-in Name	Voter Tag
		25009	ART VANDELAY	XNCOMT
		25009	DARRYL C HUNT SR	XNCRZ
		25009	BARNEY RUBBLE	XNCTC
		25009	CHUCK DAMICO	XNCTZ
		25009	KEN WILLSON	XNJCX
		25009	MATT KALISS	XNRFH
		25010	STEPHEN TETI	XNJTM
		25010	SULOCK	XNNRM
		25010	CUT TAXES	XNRFZ
		25011	ROBERT J DELVECCHIO	XNCRJ
		25335	MICHAEL MCCORMICK	XNUZC
		25336	DONALD DUCK	XNRFZ
		25336	TY VALENTINO	XNRMT
		25337	PATTI BARNER	XNNCH

Local BOE- Barrington Boro  
Vote for Three

Political Subdivision:	Barrington	Machine	Write-in Name	Voter Tag
		25009	STITCH	XNNCN
		25009	MICKEY MOUSE	XNNCN
		25011	KENNETH W JACKSON JR	XNCRJ
		25013	DON BUTLER	XNHFX
		25013	GARNER BUTLER	XNHFX
		25334	ROBERT MCHUGH	XNJMT
		25338	JDOE	XNNCC

CAM\_20171107\_E  
November 7, 2017  
Personal Choice Detail by Political Subdivision  
Camden County

State Senate 8th District  
Vote for One

Political Subdivision:	Legislative Dist 8	Machine	Write-in Name	Voter Tag
		25313	BRENDA MINION	XNHFC
		25347	WENDE NACHAN	XNCFZ
		25597	JESUS	XNNRR

General Assembly 8th District  
Vote for Two

Political Subdivision:	Legislative Dist 8	Machine	Write-in Name	Voter Tag
		25313	BRENDA MINION	XNHFC
		25347	WENDE NACHMAN	XNCFZ
		25597	JESUS	XNNRR
		25597	JESUS	XNNRR
		25642	JOE BOSS	XNUZR

Bellmaw Council  
Vote for Two

Political Subdivision:	Bellmaw	Machine	Write-in Name	Voter Tag
		25014	ED MCWILLIAMS JR	XNUJR
		25014	ED MCWILLIAMS JR	XNUJR
		25015	DANIELLE CUFFARI	XNCFJ
		25015	PAUL SANDROCK	XNHTH
		25016	PAGLIA	XNCMX
		25016	PAGLIA	XNCMX
		25017	PAUL-SANDROCK	XNJMT
		25018	RICH KULFA	XNCHT
		25018	JOSEPH REIBER	XNCHT
		25341	PAUL SANDROCK	XNCFZ
		25342	JASON HIGGINS	XNHFH
		25342	MARK SHARP	XNHFX
		25342	PAUL SANDROCK JR	XNUFT
		25342	THOMAS BURHART	XNUFT
		25343	PETER CUSATO	XNCMC
		25343	PETRA CLARK	XNCMC
		25344	BILL-GROFF	XNCCZ
		25344	ED KITCHENMAN	XNCCZ
		25344	POOP-FACE MCGEE	XNCJM



CAM\_20171107\_E  
November 7, 2017  
Personal Choice Detail by Political Subdivision  
Camden County

Berlin Twp Mayor  
Vote for One

Political Subdivision:	Write-in Name	Machine	Vote for One
Berlin Twp	GERALDPETERSON	25026	XNJMX
	SOL COHEN	25026	XNNRR
	RONALD C KAISER	25027	XNCMC
	JANE DOE	25027	XNHTH
	TONY KUBAT	25027	XNNHF
	GIANA-GATTIS	25028	XNCRM
	MASON	25029	XNCCJ
	NOTA	25029	XNHFJ
	ANYONEELSE	25029	XNJFX
	PAUL MAGGI	25029	XNJFZ
	WILLIAM LYNCH	25029	XNVCN
	TABITHA KLUGH	25351	XNCRM
	SOL COHEN	25351	XNHFF
	DANIEL NEEL	25351	XNHTC
	MY-PET-CAT	25351	XNJCH
	DAN NEEL	25351	XNJRJ
	NA	25351	XNJRT
	GENE-SIMMONS	25352	XNCCM
	ANYONE ELSE	25352	XNJFN
	JOSEPH SAGER	25352	XNJZF
	LORELEI SCHMIDT	25352	XNRRR
	ANYONE-ELSE	25353	XNCJC
	ZACHARYHEINO	25354	XNCCC
	AL-SILVA	25354	XNJFT
	BOB MARLEY	25354	XNNRX
	ANYBODY	25354	XNRMX

Local BOE- Berlin Township  
Vote for Three

Political Subdivision:	Write-in Name	Machine	Vote for Three
Berlin Twp	THOMAS YOUNG	25026	XNCTF
	YOUR-MOMS-PUSSY	25026	XNCTT
	SOL-COHEN	25026	XNJMR
	CAREY-L-SAVAGE	25026	XNNRJ
	DOROTH POST ZENTZ	25029	XNJTR
	CAREYSAVAGE	25351	XNCMM
	SOL-COHE	25351	XNCRJ

November 08, 2017 11:11 AM

Page 21 of 94

CAM\_20171107\_E  
November 7, 2017  
Personal Choice Detail by Political Subdivision  
Camden County

Local BOE- Berlin Township  
Vote for Three

Political Subdivision:	Write-in Name	Machine	Vote for Three
Berlin Twp	JOE-STARR	25352	XNCCM
	JOE-STARR	25352	XNCCM
	JOE-STARR	25352	XNCCM
	JOSEPH SAGER	25352	XNJZF

Brooklawn Council UNEX  
Vote for One

Political Subdivision:	Write-in Name	Machine	Vote for One
Brooklawn	SHEA O'DONNELL	25030	XNNCR
	ANTHONY PENNANT	25030	XNNMR
	CASS-MAAS	25355	XNCRG
	BEN DOVER	25355	XNJRF

Brooklawn Council  
Vote for Two

Political Subdivision:	Write-in Name	Machine	Vote for Two
Brooklawn	SHEA O'DONNELL	25030	XNNCR
	MIKEY PANTALONE	25030	XNNCR
	SCOTT HALLIWELL	25030	XNNMR
	FRANCIS-MCKINNY	25355	XNCRG
	RONALD VILLANOVA	25355	XNJRF
	JOHN CICALA	25355	XNJRF

Local BOE-Brooklawn UNEX  
Vote For One

Political Subdivision:	Write-in Name	Machine	Vote For One
Brooklawn	ELLENBOULDEN	25030	XNCRJ
	JAMES EVERETTE	25030	XNJFF
	RACHEL LEO	25030	XNJRH
	NEW-LEADERS	25030	XNNMJ
	N.E.ONEBUTTMASS	25355	XNCCC
	ANYBODY-BVT-MAASS	25355	XNCHN
	RON VILLANOVA	25355	XNJRF

November 08, 2017 11:11 AM

Page 22 of 94

CAM\_20171107\_E  
November 7, 2017  
Personal Choice Detail by Political Subdivision  
Camden County

Local BOE-Brooklawn UNEX  
Vote For One

Political Subdivision:	Write-in Name	Machine	Machine	Write-in Name	Machine	Machine	Write-in Name	Machine	Machine	Write-in Name	Machine	Machine
Brooklawn	ANYONE BUT K MASS	25355	25355	Camden City	25369	25369	Camden City	25378	25378	Camden City	25382	25382

Local BOE-Brooklawn Boro  
Vote For Three

Political Subdivision:	Write-in Name	Machine	Machine	Write-in Name	Machine	Machine	Write-in Name	Machine	Machine	Write-in Name	Machine	Machine
Brooklawn	DARIA GILES	25030	25030	Camden City	25386	25386	Camden City	25390	25390	Camden City	25392	25392
	TAYLOR FARROW	25030	25030		25391	25391		25392	25392		25395	25395
	NEW-LEADERS	25030	25030		25396	25396		25397	25397		25398	25398
	ANYBODY-ELSE	25030	25030		25398	25398		25399	25399		25399	25399
	JAMES EVERET	25030	25030		25399	25399		25400	25400		25400	25400

Camden City Mayor  
Vote For One

Political Subdivision:	Write-in Name	Machine	Machine	Write-in Name	Machine	Machine	Write-in Name	Machine	Machine	Write-in Name	Machine	Machine
Camden City	KEITH BENSON	25032	25032	Camden City	25032	25032	Camden City	25032	25032	Camden City	25032	25032
	KEITH E WALKER	25033	25033		25032	25032		25032	25032		25032	25032
	KEITH-BENSON	25042	25042		25032	25032		25032	25032		25032	25032
	RICHARD MOORE	25043	25043		25032	25032		25032	25032		25032	25032
	K-BENSON	25045	25045		25032	25032		25032	25032		25032	25032
	RASHEED POLLARD	25045	25045		25032	25032		25032	25032		25032	25032
	DESMOND NEWBILL	25047	25047		25032	25032		25032	25032		25032	25032
	POPE JOSE	25052	25052		25032	25032		25032	25032		25032	25032
	KEITH BENSON	25053	25053		25032	25032		25032	25032		25032	25032
	K BENSON	25059	25059		25032	25032		25032	25032		25032	25032
	NATALIERA	25062	25062		25032	25032		25032	25032		25032	25032
	KEITH BENSON	25067	25067		25032	25032		25032	25032		25032	25032
	KEITH BENSON	25070	25070		25032	25032		25032	25032		25032	25032
	KEITH BENSON	25357	25357		25032	25032		25032	25032		25032	25032
	ALEXANDER MUHAMMAD	25358	25358		25032	25032		25032	25032		25032	25032
	KEITH BENSON	25361	25361		25032	25032		25032	25032		25032	25032
	BRANDON BLOUNT	25363	25363		25032	25032		25032	25032		25032	25032
	ROBERT-WILSON-ROCKY	25364	25364		25032	25032		25032	25032		25032	25032
	KEITH BENSON	25367	25367		25032	25032		25032	25032		25032	25032
	KEITH BENSON	25367	25367		25032	25032		25032	25032		25032	25032
	KEITH BENSON	25368	25368		25032	25032		25032	25032		25032	25032

CAM\_20171107\_E  
November 7, 2017  
Personal Choice Detail by Political Subdivision  
Camden County

Camden City Mayor  
Vote For One

Political Subdivision:	Write-in Name	Machine	Machine	Write-in Name	Machine	Machine	Write-in Name	Machine	Machine	Write-in Name	Machine	Machine
Camden City	KEITH BENSON	25369	25369	Camden City	25369	25369	Camden City	25378	25378	Camden City	25382	25382
	KEITH ERROL BENSON	25378	25378		25386	25386		25390	25390		25392	25392
	KEITH BENSON	25378	25378		25391	25391		25392	25392		25395	25395
	RICHARD HORTON III	25382	25382		25396	25396		25397	25397		25398	25398
	BRO. ZAWDIE ABDUL-MALIK	25382	25382		25398	25398		25399	25399		25399	25399
	ANTONIO VEGA	25386	25386		25399	25399		25400	25400		25400	25400
	CURTIS JENKINS	25386	25386		25400	25400		25400	25400		25400	25400
	THEO-SPENCER	25390	25390		25400	25400		25400	25400		25400	25400
	LOAN-NGUYEN	25391	25391		25400	25400		25400	25400		25400	25400
	NO	25392	25392		25400	25400		25400	25400		25400	25400
	RAY LAMBOY	25395	25395		25400	25400		25400	25400		25400	25400

Camden City Council at Large  
Vote For Three

Political Subdivision:	Write-in Name	Machine	Machine	Write-in Name	Machine	Machine	Write-in Name	Machine	Machine	Write-in Name	Machine	Machine
Camden City	NATASHA SAULS	25032	25032	Camden City	25032	25032	Camden City	25032	25032	Camden City	25032	25032
	NATASHA SAULS	25032	25032		25032	25032		25032	25032		25032	25032
	NATASHA SAULS	25032	25032		25032	25032		25032	25032		25032	25032
	TOM	25038	25038		25032	25032		25032	25032		25032	25032
	TOM	25038	25038		25032	25032		25032	25032		25032	25032
	TOM	25038	25038		25032	25032		25032	25032		25032	25032
	ANDRE BRANTLEY JR	25038	25038		25032	25032		25032	25032		25032	25032
	RASHAN PRAILOW	25039	25039		25032	25032		25032	25032		25032	25032
	ELTON-CUSTIS	25042	25042		25032	25032		25032	25032		25032	25032
	ELTON-CUSTN	25042	25042		25032	25032		25032	25032		25032	25032
	ELTON-CUSTIS	25042	25042		25032	25032		25032	25032		25032	25032
	ELTON CUSTIS	25042	25042		25032	25032		25032	25032		25032	25032
	ROBIN LONG	25053	25053		25032	25032		25032	25032		25032	25032
	SANDRA-SINON	25053	25053		25032	25032		25032	25032		25032	25032
	ORLANDO CHANDLER	25059	25059		25032	25032		25032	25032		25032	25032
	ORLANDO CHANDLER	25059	25059		25032	25032		25032	25032		25032	25032
	ORLANDO CHANDLER	25059	25059		25032	25032		25032	25032		25032	25032
	CROOKED-SEN-MENENDEZ	25070	25070		25032	25032		25032	25032		25032	25032
	CROOKED-SETH-WILLIAMS	25070	25070		25032	25032		25032	25032		25032	25032
	CROOKED-HILLARY	25070	25070		25032	25032		25032	25032		25032	25032
	NATASHA SAULS	25357	25357		25032	25032		25032	25032		25032	25032









CAM\_20171107\_E  
November 7, 2017  
Personal Choice Detail by Political Subdivision  
Camden County

Local BOE - Chesilhurst Boro  
Vote for Two

Political Subdivision: Write-in Name	Chesilhurst	Machine	Vote for Two	Machine	Vote for Two
ROBERT BARNEY		25444	XNCCJ		
KENNETH SMITH		25444	XNCRT		

Clementon Council  
Vote for Two

Political Subdivision: Write-in Name	Clementon	Machine	Vote for Two	Machine	Vote for Two
KIMBERLY OTT		25121	XNCCJ		

Winslow Twp. Committee Ward 4  
Vote for One

Political Subdivision: Write-in Name	Winslow W4	Machine	Vote for One	Machine	Vote for One
CHERYL HAYES		25675	XNNHZ		

Local BOE Clementon Boro UNEX  
Vote for One

Political Subdivision: Write-in Name	Clementon	Machine	Vote for One	Machine	Vote for One
KATHERINE ANDERSON		25120	XNCRT		
EMILY NICKLES		25120	XNUJN		
SCOTT POULTON JR		25120	XNNCH		
WILLIAM WEYLAND		25120	XNNCM		
DAN BLANK		25120	XNNHX		
IAN BARLOW		25120	XNNRC		
WILLIAM F WEYLAND		25120	XNRMF		
LIA CATER ALLEN BROWN		25121	XNCCJ		
EMILY NICHOLS		25121	XNCCM		
NICHOLS		25121	XNCMF		
EMILY NICHOLS		25121	XNCRF		
ANTHONY NUCERA		25121	XNHFJ		
STUART-NEWBILL		25121	XNUJC		
LORNA BLAUS		25121	XNNCC		
DAVID GORGOS		25121	XNNCR		
KATHERIN ANDERSON		25121	XNNHT		
KIMBERLY-OTT		25121	XNNHZ		

CAM\_20171107\_E  
November 7, 2017  
Personal Choice Detail by Political Subdivision  
Camden County

Local BOE Clementon Boro UNEX  
Vote for One

Political Subdivision: Write-in Name	Clementon	Machine	Vote for One	Machine	Vote for One
KATHERINE ANDERSON		25121	XNNRN		
KEVIN MASS		25122	XNCRG		
ANTHONY NUCERA		25122	XNCRX		
EMILY NICHOLS		25122	XNUJH		
EMILY NICHOLS		25122	XNUJR		
MICKEY MOUSE		25445	XNUJN		
ANTHONY NUERA		25445	XNNMC		
RICHARD HUNT JR.		25445	XNRFX		
WILLIAM WEYLAND		25445	XNRMV		
EMILY NICHOLS		25446	XNCCZ		
EMILY NICHOLS		25446	XNCHN		
LORNA BLAUS		25446	XNCRZ		
MIKEY		25446	XNHFJ		
MARYANN DANGLER		25446	XNHFN		
FRELING RANDALL		25446	XNHIT		
FRELING		25446	XNUJZ		
WILLIAM F. WEYLAND		25447	XNCRN		
WILLIAM F. WEYLAND		25447	XNUJN		
ANTHONY NUCERA		25447	XNUCZ		
WILLIAM DILWORTH		25447	XNNRM		

Local BOE - Clementon Boro  
Vote for Three

Political Subdivision: Write-in Name	Clementon	Machine	Vote for Three	Machine	Vote for Three
EMILY NICHOLS		25120	XNCJM		
EMILY NICHOLS		25120	XNCJM		
LIA CATER ALLEN BROWN		25121	XNCCJ		
MOOBS		25121	XNUJF		
EMILY NICHOLS		25121	XNUJF		
EMILY NICHOLS		25121	XNNHH		
EMILY NICHOLS		25122	XNUJJ		
EMILY NICHOLS		25122	XNUJZ		
EMILY NICHOLS		25447	XNCJN		
EMILY NICHOLS		25447	XNCZT		



CAM\_20171107\_E  
November 7, 2017  
Personal Choice Detail by Political Subdivision  
Camden County

Eastern Cam Co Reg BOE-Gibbsboro  
Vote for One

Political Subdivision:	Write-in Name	Machine	Vote for One	Machine	Vote Tag
Gibbsboro	ANDREW PARSINIZ	25461	XNCCJ		
Local BOE-Gibbsboro Boro UNEX Vote for One					
Gibbsboro	ANDREW PARINIZ	25135	XNCFH		
	JUSTIN SMITH	25135	XNCHC		
	ANDREW PARSINIZ	25135	XNCHM		
	MICHAEL EGAN	25135	XNCMZ		
	ANDREW PARSINIZ	25135	XNUFF		
	ANDREW PARSINIZ	25135	XNIMJ		
	ANDREW PARSINIZ	25135	XNIMX		
	WILLIAM CANTIELLO	25135	XNURM		
	ANDREW PARSINIZ	25135	XNJTM		
	KATHLEEN ROBBINS	25135	XNJTN		
	JAMES HARKINS	25135	XNHC		
	ANDREW PARSINIZ	25135	XNMX		
	PAUL BARTELMIE	25136	XNCCN		
	ANDREW PARSINIZ	25136	XNCCZ		
	ANDREW PARSINIZ	25136	XNCHM		
	FRANK PARSINIP	25136	XNCMZ		
	ANDREW PARSINIZ	25136	XNHFF		
	ANDREW PARSINIZ	25136	XNHFF		
	ANDREW PARSINIZ	25136	XNUZC		
	ANDREW PARSINIZ	25136	XNUZF		
	ANDREW PARSINIZ	25136	XNCH		
	ANDREW PARSINIZ	25136	XNNUJ		
	TRACY HAINES	25136	XNMT		
	ANDREW PARSINIZ	25460	XNCC		
	ANDREW PARSINIZ	25460	XNCFH		
	ANDREW PARSINIZ	25460	XNCHR		
	ANDREW PARSINIZ	25460	XNCJC		
	ANDREW PARSINIZ	25460	XNURM		
	TAMMY CAMPBELL	25460	XNUJT		
	ANDREW-P	25460	XNUJX		
	ANDREW PARSINIZ	25460	XNCHM		
	ANDREW PARSINIZ	25460	XNHF		

CAM\_20171107\_E  
November 7, 2017  
Personal Choice Detail by Political Subdivision  
Camden County

Local BOE-Gibbsboro Boro UNEX  
Vote for One

Political Subdivision:	Write-in Name	Machine	Vote for One	Machine	Vote Tag
Gibbsboro	ANDREW PARSINIZ	25460	XNRFC		
	MIKE MACFERREN	25461	XNCH		
	FRANK PARSINIP	25461	XNCCZ		
	LINDSAY KLAPPROTH	25461	XNCHH		
	ANDREW PARSINIZ	25461	XNCHZ		
	ANDREW PARSINIZ	25461	XNCH		
	ANDREW PARSINIZ	25461	XNCJM		
	ANDREW PARSINIZ	25461	XNCHX		
	ANDREW PARSINI	25461	XNHFF		
	GLEN WARNEF	25461	XNHTJ		
	ANDREW PARSINIZ	25461	XNJFC		
	ANDREW PARSINIZ	25461	XNUFF		
	ANDREW PARSINIZ	25461	XNUJH		
	ANDREW PARSINIZ	25461	XNUJN		
	ERWIN ESGUERRA	25461	XNURN		
	ANDREW PARSINIZ	25461	XNUJZ		
	ANDREW T. PARSINIZ	25461	XNUJZ		
	ANDREW PARSINIZ	25461	XNUZT		
	ANDREW-PARSINIZ	25461	XNCH		
	LEO GEIER	25461	XNNHJ		
	ANDREW PARSINIZ	25461	XNNMC		
	ANDREW PARSINIZ	25461	XNNMF		
	MICHAEL HAUBER	25461	XNNMM		
	ANDREW PARSINIZ	25461	XNNRF		
	ANDREW PARSINIZ	25461	XNNRM		
	MICHAEL HAUBER	25461	XNRHX		
	LEO GEIER	25461	XNRMZ		

Local BOE-Gibbsboro Boro  
Vote for Three

Political Subdivision:	Write-in Name	Machine	Vote for Three	Machine	Vote Tag
Gibbsboro	ANDREW PARSINIZ	25135	XNCFH		
	MICHAEL EGAN	25135	XNCMZ		
	WILLIAM CANTIELLO	25135	XNURM		
	WILLIAM CANTIELLO	25135	XNURM		
	WILLIAM CANTIELLO	25135	XNURM		
	EVAN POLIN	25135	XNJTN		

CAM\_20171107\_E  
November 7, 2017  
Personal Choice Detail by Political Subdivision  
Camden County

Local BOE- Gloucester City  
Vote For Three

Political Subdivision:	Write-in Name	Machine	Machine	Write-in Name	Machine	Machine	Write-in Name	Machine	Machine
Gibbsboro	ANDREW PARSINITZ	25136	XNNHM	Gloucester City	JASON CHIODI	25139	XNCMR	Gloucester City	JASON CHIODI
	ANDREW PARSINITZ	25136	XNNRR		CHARLOTTE KORMANN	25139	XNCMX		CHARLOTTE KORMANN
	ANDREW PARSINITZ	25460	XNCFH		PATRICK HAGAN	25139	XNCRH		PATRICK HAGAN
	ANDREW PARSINITZ	25461	XNJTR		PATRICK HAGER	25139	XNHFF		PATRICK HAGER
	ANDREW PARSINITZ	25461	XNRFJ		JASON CHIODI	25139	XNHFM		JASON CHIODI
	KATHY ALEXANDAR	25461	XNRMX		PATRICK HAGER	25139	XNHTC		PATRICK HAGER
					PATRICK HAGER	25139	XNHTC		PATRICK HAGER
					VOID				VOID
					JASON CHIODI	25139	XNJTC		JASON CHIODI
					JASON CHIODI	25139	XNJTN		JASON CHIODI
					JASON CHIODI	25139	XNJZT		JASON CHIODI
					JASON CHIODI	25139	XNJZX		JASON CHIODI
					JASON CHIODI	25139	XNNCC		JASON CHIODI
					JASON CHIODI	25139	XNNCJ		JASON CHIODI
					JASON CHIODI	25139	XNNHM		JASON CHIODI
					CHARLOTTE KORMANN	25139	XNNHX		CHARLOTTE KORMANN
					KOREY JEFFRIES	25139	XNNMH		KOREY JEFFRIES
					JASON CHIODI	25139	XNNMZ		JASON CHIODI
					MICKEY MOUSE	25139	XNNRN		MICKEY MOUSE
					OC	25139	XNRFH		OC
					PATRICK HAGAN	25139	XNRMZ		PATRICK HAGAN
					NATE HULFISH	25140	XNCHF		NATE HULFISH
					JASON CHIODI	25140	XNCMN		JASON CHIODI
					KYLE GERELLI	25140	XNHTX		KYLE GERELLI
					JACSON	25140	XNJTM		JACSON
					MICHAEL SHERIDAN	25140	XNJTR		MICHAEL SHERIDAN
					JASON CHIODI	25140	XNHF		JASON CHIODI
					JASON CHIODI	25140	XNNRR		JASON CHIODI
					KYLE WABELE, SR	25140	XNNRT		KYLE WABELE, SR
					JASON CHIODI	25143	XNCCX		JASON CHIODI
					THOMAS GEORGE	25143	XNCHT		THOMAS GEORGE
					JASON CHOILD	25143	XNCHT		JASON CHOILD
					JASON CHIODI	25143	XNCJR		JASON CHIODI
					NONE	25143	XNCMM		NONE
					JASON CHIODI	25143	XNHTR		JASON CHIODI
					JASON CHIODI	25143	XNHTX		JASON CHIODI
					JASON CHIODI	25143	XNJTN		JASON CHIODI
					PATRICK HAGAN	25143	XNJZN		PATRICK HAGAN

CAM\_20171107\_E  
November 7, 2017  
Personal Choice Detail by Political Subdivision  
Camden County

Local BOE- Gloucester City  
Vote For Three

Political Subdivision:	Write-in Name	Machine	Machine	Write-in Name	Machine	Machine	Write-in Name	Machine	Machine
Gloucester City	JASON CHIODI	25139	XNCMR	Gloucester City	JASON CHIODI	25139	XNCMR	Gloucester City	JASON CHIODI
	CHARLOTTE KORMANN	25139	XNCMX		CHARLOTTE KORMANN	25139	XNCMX		CHARLOTTE KORMANN
	PATRICK HAGAN	25139	XNCRH		PATRICK HAGAN	25139	XNCRH		PATRICK HAGAN
	PATRICK HAGER	25139	XNHFF		PATRICK HAGER	25139	XNHFF		PATRICK HAGER
	JASON CHIODI	25139	XNHFM		JASON CHIODI	25139	XNHFM		JASON CHIODI
	PATRICK HAGER	25139	XNHTC		PATRICK HAGER	25139	XNHTC		PATRICK HAGER
	PATRICK HAGER	25139	XNHTC		PATRICK HAGER	25139	XNHTC		PATRICK HAGER
	VOID				VOID				VOID
	JASON CHIODI	25139	XNJTC		JASON CHIODI	25139	XNJTC		JASON CHIODI
	JASON CHIODI	25139	XNJTN		JASON CHIODI	25139	XNJTN		JASON CHIODI
	JASON CHIODI	25139	XNJZT		JASON CHIODI	25139	XNJZT		JASON CHIODI
	JASON CHIODI	25139	XNJZX		JASON CHIODI	25139	XNJZX		JASON CHIODI
	JASON CHIODI	25139	XNNCC		JASON CHIODI	25139	XNNCC		JASON CHIODI
	JASON CHIODI	25139	XNNCJ		JASON CHIODI	25139	XNNCJ		JASON CHIODI
	JASON CHIODI	25139	XNNHM		JASON CHIODI	25139	XNNHM		JASON CHIODI
	CHARLOTTE KORMANN	25139	XNNHX		CHARLOTTE KORMANN	25139	XNNHX		CHARLOTTE KORMANN
	KOREY JEFFRIES	25139	XNNMH		KOREY JEFFRIES	25139	XNNMH		KOREY JEFFRIES
	JASON CHIODI	25139	XNNMZ		JASON CHIODI	25139	XNNMZ		JASON CHIODI
	MICKEY MOUSE	25139	XNNRN		MICKEY MOUSE	25139	XNNRN		MICKEY MOUSE
	OC	25139	XNRFH		OC	25139	XNRFH		OC
	PATRICK HAGAN	25139	XNRMZ		PATRICK HAGAN	25139	XNRMZ		PATRICK HAGAN
	NATE HULFISH	25140	XNCHF		NATE HULFISH	25140	XNCHF		NATE HULFISH
	JASON CHIODI	25140	XNCMN		JASON CHIODI	25140	XNCMN		JASON CHIODI
	KYLE GERELLI	25140	XNHTX		KYLE GERELLI	25140	XNHTX		KYLE GERELLI
	JACSON	25140	XNJTM		JACSON	25140	XNJTM		JACSON
	MICHAEL SHERIDAN	25140	XNJTR		MICHAEL SHERIDAN	25140	XNJTR		MICHAEL SHERIDAN
	JASON CHIODI	25140	XNHF		JASON CHIODI	25140	XNHF		JASON CHIODI
	JASON CHIODI	25140	XNNRR		JASON CHIODI	25140	XNNRR		JASON CHIODI
	KYLE WABELE, SR	25140	XNNRT		KYLE WABELE, SR	25140	XNNRT		KYLE WABELE, SR
	JASON CHIODI	25143	XNCCX		JASON CHIODI	25143	XNCCX		JASON CHIODI
	THOMAS GEORGE	25143	XNCHT		THOMAS GEORGE	25143	XNCHT		THOMAS GEORGE
	JASON CHOILD	25143	XNCHT		JASON CHOILD	25143	XNCHT		JASON CHOILD
	JASON CHIODI	25143	XNCJR		JASON CHIODI	25143	XNCJR		JASON CHIODI
	NONE	25143	XNCMM		NONE	25143	XNCMM		NONE
	JASON CHIODI	25143	XNHTR		JASON CHIODI	25143	XNHTR		JASON CHIODI
	JASON CHIODI	25143	XNHTX		JASON CHIODI	25143	XNHTX		JASON CHIODI
	JASON CHIODI	25143	XNJTN		JASON CHIODI	25143	XNJTN		JASON CHIODI
	PATRICK HAGAN	25143	XNJZN		PATRICK HAGAN	25143	XNJZN		PATRICK HAGAN

CAM\_20171107\_E  
November 7, 2017  
Personal Choice Detail by Political Subdivision  
Camden County

Local BOE-Gloucester City  
Vote For Three

Political Subdivision:	Write-in Name	Machine	Vote For Three
Gloucester City	JASON CHIODI	25143	XNNHM
	JASON CHIODI	25143	XNNRX
	JASONCHIODI	25144	XNCCZ
	JASON CHIODI	25144	XNCHC
	JASON CHIODI	25144	XNCHH
	PATRICK-HAGAN	25144	XNCHX
	JASON CHIODI	25144	XNCJH
	PATRICK HAGAN	25144	XNCJR
	JASON CHIODI	25144	XNCMX
	HARAMBE	25144	XNCRN
	JASON CHIODI	25144	XNCRZ
	JASONCHIODI	25144	XNHFF
	JASON CHIODI	25144	XNHFX
	JASON CHIODI	25144	XNJFM
	PATRICK HAGAN	25144	XNJFR
	HAGAN	25144	XNJFM
	RENEE	25144	XNJMN
	SOMEONE THAT CARES	25144	XNUTJ
	SOMEONE THAT CARES	25144	XNUTJ
	JOHN P SCHMIDT	25144	XNUTT
	JASON CHIODI	25144	XNUTZ
	JASON CHIODI	25144	XNCCM
	JASON CHIODI	25144	XNCR
	JASON CHIODI	25144	XNNHX
	JASON-CHIODI	25144	XNNHZ
	KATIE-PERRONE	25462	XNCMC
	A	25462	XNCMN
	MELANIE SENINGEN	25462	XNCC
	JASON CHIODI	25462	XNNMN
	DEREK TIMM	25462	XNNRJ
	PATRICKHAGAN	25462	XNNRR
	JASN CHIODI	25462	XNRF
	JASON CHIODI	25463	XNCCF
	BRUCE MARKS	25463	XNCCF
	PATRICK--HAGAN	25463	XNCCZ
	PATHAGAN	25463	XNCHC
	JASON CHIODI	25463	XNCHF
	JASON CHIODI	25463	XNCJR
	BRUCE MARKS	25463	XNCJR

CAM\_20171107\_E  
November 7, 2017  
Personal Choice Detail by Political Subdivision  
Camden County

Local BOE-Gloucester City  
Vote For Three

Political Subdivision:	Write-in Name	Machine	Vote For Three
Gloucester City	JASON CHIODI	25463	XNCMR
	JASON CHAIDO	25463	XNCR
	DAWN BRANTON	25463	XNCRF
	JASON CHIODI	25463	XNCR
	JIM BAKAY	25463	XNCRZ
	JASONCHIODI	25463	XNJFC
	JASONCHIODI	25463	XNJFM
	JASON CHIODI	25463	XNJFR
	JASON CHAIDI	25463	XNJFX
	PATRICK HAGAN	25463	XNJMC
	JIM BAKAY	25463	XNJMC
	JASON CHIODI	25463	XNJMR
	PATRICK HAGAN	25463	XNJTC
	JIMMY	25463	XNJZC
	PATRICK HAGAN	25463	XNJZF
	JASON CHIODI	25463	XNJZF
	BOB BROOKS	25463	XNNCC
	PAUL J MARTIN	25463	XNNHU
	PAULMARTIN	25463	XNNHX
	PATRICK-HAGAN	25463	XNNMH
	JASON CHIODI	25463	XNNMX
	PATRICK HAGAN	25463	XNNRC
	MELISSA FEDORE	25464	XNCJC
	JASON CHIODI	25464	XNCMN
	CHARLOTTE KORMANN	25464	XNCMZ
	PATRICK HAGAN	25464	XNCR
	PAT-HAGEN	25464	XNHFN
	JASON CHIODI	25464	XNHFR
	PATRICK HAGAN	25464	XNHFR
	PATRICK HAGAN	25464	XNHHT
	JASON CHIODI	25464	XNCC
	JASON CHIODI	25464	XNCC
	DEREK TIMM	25464	XNCCM
	JASON CHIODI	25464	XNCCN
	JASON CHIODI	25464	XNCHT
	JASON CHIODI	25464	XNNMZ
	JASON CHIODI	25464	XNNRH
	PATRICK HAGAN	25464	XNNRN
	JASON CHIODI	25464	XNNRN

CAM\_20171107\_E  
November 7, 2017  
Personal Choice Detail by Political Subdivision  
Camden County

Local BOE-Gloucester City  
Vote For Three

Political Subdivision:	Write-in Name	Machine	Vote For Three
Gloucester City	PATRICK HAGAN	25464	XNRFH
	JENU-LUC PICARD	25465	XNCMC
	JASON CHIODI	25465	XNCMH
	KEVIN E KAIN	25465	XNCMR
	JOHN F KAIN	25465	XNCMR
	JASONCHIODI	25465	XNHRF
	ALBERT-FISK	25465	XNHTC
	JOHNCLEMENY	25465	XNHTF
	JASON CHIODI	25465	XNHTM
	JASON CHIODI	25465	XNHTM
	BRUCE MARKS	25465	XNNCM
	JASON CHIODI	25465	XNNCM
	JASON CHIODI	25465	XNHNH
	JASON CHIODI	25465	XNHRF
	JASON CHIODI	25465	XNRFJ
	JASON CHIODI	25465	XNRFN
	KEVIN E KAIN	25465	XNRMH
	JOHN F KAIN	25465	XNRMH
	JASON CHIODI	25465	XNRRM
	PAT HAGAN	25466	XNCCC
	JASON CHIODI	25466	XNCCC
	JASON CHIODI	25466	XNCJC
	RENEA DEPRINCE	25466	XNCJH
	LINDA BITTMANN	25466	XNHFJ
	FLAIA FLAV	25466	XNHTT
	JASON CHIODI	25466	XNUTJ
	PATRICK HAGAN	25466	XNJJN
	JASON CHIODI	25466	XNCCC
	JOHN BANNING	25466	XNINCH
	PAT HAGAN	25466	XNINCR
	JASON CHIODI	25466	XNINM
	PAUL MARTIN	25466	XNINRF
	PATRICK HAGAN	25466	XNINRT
	PATRICK HAGAN	25466	XNRMIX
	JASON CHIODI	25466	XNRRM
	JASONCHIODI	25467	XNCCC
	JASON CHIODI	25467	XNCCC
	PAT-HAGEN	25467	XNCHC
	JASON-CHODIE	25467	XNCHC

CAM\_20171107\_E  
November 7, 2017  
Personal Choice Detail by Political Subdivision  
Camden County

Local BOE-Gloucester City  
Vote For Three

Political Subdivision:	Write-in Name	Machine	Vote For Three
Gloucester City	JASON-CHIODI	25467	XNCHN
	JASON CHIODI	25467	XNCHR
	WILLIAM C. LABBREE	25467	XNCHR
	JASON CHIODI	25467	XNCMZ
	JASON CHIODI	25467	XNCRG
	PATRICK HAGAN	25467	XNCRG
	PATRICK HAGAN	25467	XNCRF
	JASON CHIODI	25467	XNCRF
	PAULA HUIHN	25467	XNCRM
	DERRICK TIMM	25467	XNCRM
	JASON CHIODI	25467	XNCRR
	JASON CHIODI	25467	XNCRT
	JASON CHIODI	25467	XNCTC
	PAT HAGAN	25467	XNCZZ
	JASON-CHIODI	25467	XNHFC
	HAGAN	25467	XNHFC
	JASON-CHIODI	25467	XNHTN
	JASON CHIODI	25467	XNHTR
	PAT HAGAN	25467	XNHTX
	JASON CHIODI	25467	XNUCZ
	JASON-CHIODI	25467	XNUFT
	DEREK-TIMM	25467	XNUFZ
	JASON CHIODI	25467	XNUHC
	PATRICK HAGAN	25467	XNUJM
	HAGAN,PATRICK	25467	XNUJC
	JACK KAIN	25467	XNUJM
	WBRUCEWRKS	25467	XNUJX
	JASON CHIODI	25467	XNUZH
	JASON CHIODI	25467	XNNCJ
	JASON CHIODI	25467	XNNCN
	TOM	25467	XNNMC
	JOHN CHOITI	25467	XNNMH
	JASON CHIODI	25467	XNNMR
	JASON-CHIODI	25467	XNNMX
	JASON CHIODI	25467	XNRMF
	STEVEN COWGILL	25467	XNRMZ
	JASON CHIODI	25467	XNRMZ
	JASON-CHIODI	25467	XNRRM
	JASON CHIODI	25467	XNRRR



CAM\_20171107\_E  
November 7, 2017  
Personal Choice Detail by Political Subdivision  
Camden County

Local BOE-Gloucester City  
Vote For Three

Political Subdivision:	Write-in Name	Machine	Vote For Three	Machine	Vote Tag
Gloucester City	JOE CHIODI	25468	XNCJC		
	JASON CHIODI	25468	XNCJM		
	MICHAEL DOUGHERTY II	25468	XNCMR		
	W BRUCE MARKS	25468	XNCMZ		
	JOSEPH AYRES	25468	XNHFT		
	JASON CHIODI	25468	XNJTH		
	PATRICK HAGAN	25468	XNJTT		
	JASON CHIODI	25468	XNNHM		
	PAT HAGAN	25468	XNNMN		
	NICK KAIN	25468	XNNMN		
	IAN LALUK	25468	XNNMN		
	JASON CHIODI	25468	XNNRH		
	CAROL CAREY-LEE	25468	XNRFN		
	CAROL CARE-LEE	25468	XNRFN		
	PATRICK HAGAN	25468	XNRFX		
	JASON CHIODI	25468	XNRMV		
	JASON CHIODI	25469	XNCHF		
	JASON CHIODI	25469	XNCJR		
	JASON CHIODI	25469	XNCMN		
	JASON CHIODI	25469	XNCMR		
	JASON CHIODI	25469	XNCMR		
	JASON CHIODI	25469	XNCMR		
	MICHAEL SZATNY	25469	XNCMZ		
	PATRICK HAGAN	25469	XNCRM		
	JASON CHIODI	25469	XNHFF		
	JASON CHIODI	25469	XNHTF		
	PATRICK HAGAN	25469	XNHTR		
	JASON CHIODI	25469	XNHTR		
	JASON CHIODI	25469	XNJTR		
	JASON CHIODI	25469	XNJTX		
	PATRICK HAGEN	25469	XNJTZ		
	P-HAGAN	25469	XNJZH		
	PAT HAGAN	25469	XNNHF		
	JASON CHIODI	25469	XNNHF		
	JASON CHIODI	25469	XNNHH		
	JASON CHIODI	25469	XNNHN		
	PAT HAGAN	25469	XNNMR		
	JOHN-DRISCOLL	25469	XNNMR		
	MICHAEL MINUTOLA	25469	XNNMX		

CAM\_20171107\_E  
November 7, 2017  
Personal Choice Detail by Political Subdivision  
Camden County

Local BOE-Gloucester City  
Vote For Three

Political Subdivision:	Write-in Name	Machine	Vote For Three	Machine	Vote Tag
Gloucester City	PATRICK HAGAN	25469	XNNRF		
	JASON CHIODI	25469	XNRFH		
	PATRICK HAGAN	25469	XNRFJ		
	JASON CHIODI	25735	XNCF		
	JASON-CHIODI	25735	XNCHC		
	CHIODI	25735	XNCJR		
	PAT HAGAN	25735	XNCMC		
	JASON CHIODI	25735	XNCMF		
	JASON CHIODI	25735	XNCMM		
	JASON CHIODI	25735	XNCMN		
	DEREK TIMM	25735	XNCMT		
	JASON CHIODI	25735	XNCMZ		
	JASONCHIODI	25735	XNCRF		
	JASON CHIODI	25735	XNHFX		
	PATRICK HAGAN	25735	XNHFX		
	JASON-CHIODI	25735	XNHFX		
	JASON CHIODI	25735	XNJMZ		
	JASON CHIODI	25735	XNJTH		
	DEREK TIMM	25735	XNJTX		
	JASON CHIODI	25735	XNJZF		
	W BRUCE MARKS	25735	XNJZT		
	JASON CHIODI	25735	XNJZZ		
	JASON-CHIODI	25735	XNNHF		
	JASON CHIODI	25735	XNNHT		
	JASON CHIODI	25735	XNNHZ		
	ALBERT BUSAN	25735	XNNRC		
	PATRICK HAGAN	25735	XNNRF		
	JASON-CHIODI	25735	XNNRH		
	PAT HAGAN	25735	XNNRM		
	JASON	25735	XNNRT		
	JASON CHIODI	25735	XNNRX		
	JASON-CHIODI	25735	XNNRZ		
	JASON CHIODI	25744	XNCCH		
	JASON-CHIODI	25744	XNCCR		
	Q	25744	XNCHF		
	JAMES R DILORETO	25744	XNCJH		
	BILL GUGEL	25744	XNCJR		
	JASON CHIODI	25744	XNCJF		
	PATRICK HAGAN	25744	XNCMF		



CAM\_20171107\_E  
November 7, 2017  
Personal Choice Detail by Political Subdivision  
Camden County

Black Horse Pike Regional Member BOE Glouc Twp  
Vote for Three

Political Subdivision:	Gloucester Twp	Machine	Write-in Name	Voter Tag
		25174	ANTHONY J FENNER	XNNHR
		25174	MICKYMOUSE	XNNHZ
		25175	DAVID NORCUTT	XNNCJ
		25177	KEN FAGERLUND	XNCFT
		25179	FLAMUR RAMA	XNUFZ
		25182	MICKEY MOUSE	XNCJH
		25183	JOHN DAVIES	XNRMF
		25183	HARRY TRUMAN	XNRMF
		25183	GEORGE WASHINGTON	XNRMF
		25470	SANTA	XNCMJ
		25473	SEAN HENGST	XNUCT
		25474	NONE	XNUJMZ
		25474	DANIEL WAGNER	XNRMIT
		25476	TERRI FRETZ	XNUJRC
		25478	FRANK PLEFKA	XNUMH
		25481	BACHOWSKI	XNCRH
		25482	LIZ JACKSON	XNUJZC
		25484	CHARLES PILDIS	XNRMIT
		25487	TAMEKA MYRICK	XNCFT
		25487	MUSA WILLIAMS	XNCFT
		25488	SEAN-HENST	XNUJRH
		25490	MICHAEL-DINTINO	XNCCJ
		25493	TERRI FRETZ	XNUMR
		25494	DAVY SHORTY GENTEK	XNUJFR
		25494	BUCKY BEAVER	XNUJFR
		25494	DELLA MAYER	XNUJFR
		25494	SEAN HENGST	XNUJRN
		25494	SEAN HENGST	XNNRH
		25495	CHIP-PILDIS	XNCRX
		25495	DUMBO	XNNRT
		25496	ED-OZALAS	XNCFN
		25498	SEAN HENGST	XNHTJ
		25498	RICHARD BOBBE	XNHTJ
		25498	SEAN HENGST	XNNMC
		25498	RICH BOBBE	XNNMC
		25499	ANTHONY J FENNER	XNHTJ
		25499	ANYONE ELSE	XNRFK
		25500	SCOT UROUHART	XNCHF
		25502	MICHELLE DIBARTOLOMEO	XNUJZN

CAM\_20171107\_E  
November 7, 2017  
Personal Choice Detail by Political Subdivision  
Camden County

Black Horse Pike Regional Member BOE Glouc Twp  
Vote for Three

Political Subdivision:	Gloucester Twp	Machine	Write-in Name	Voter Tag
		25502	JOE PIEFSZOWSKI	XNUJZN
		25502	ALEXIS PIEFSZOWSKI	XNUJZN
		25504	THE WEEKEND	XNHTX
		25504	RONALD REAGAN	XNHTX
		25504	JUSTIN BEIBER	XNHTX

Political Subdivision:	Gloucester Twp	Machine	Write-in Name	Voter Tag
		25146	SUZANNE-VANGRONGEN	XNCRR
		25146	SEAN HENGST	XNNRF
		25148	SEAN HENGST	XNCHF
		25148	HERGST	XNCRN
		25148	NONE	XNNRR
		25150	SEAN-HENGST	XNHTZ
		25150	SEAN HENGST	XNUJFR
		25150	SEAN HENGST	XNUJHZ
		25150	SEAN-HENGST	XNNCC
		25150	SEAN HENGST	XNNHN
		25150	SEAN HENGST	XNNRJ
		25151	SEAN HENGST	XNNCM
		25152	A	XNCCM
		25152	A	XNCCM
		25152	SHAWN-HEGST	XNCCM
		25153	SEAN-HENGST	XNUJZ
		25153	DAVE BELCHER	XNRFN
		25154	ANTHONY-J-LEONARDO	XNUJTJ
		25154	SEAN HENGST	XNNMH
		25155	SEAN HENGST	XNHTT
		25155	SEAN HENGST	XNUJX
		25155	SEAN HENGST	XNUJRC
		25155	SEAN-HENGST	XNNCC
		25156	SEAN HENGST	XNCJR
		25156	SEAN-HENGST	XNUJTR
		25157	MARLA WELCH	XNCJC
		25157	REFUND	XNCJC
		25157	SEAN HENGST	XNHFR
		25159	SEAN HENGST	XNCHH

CAM\_20171107\_E  
November 7, 2017  
Personal Choice Detail by Political Subdivision  
Camden County

Local BOE - Gloucester Township  
Vote for Three

Political Subdivision:	Gloucester Twp	Machine	Write-in Name	Machine	Write-in Name	Machine	Write-in Name	Machine	Write-in Name
		25159	SEAN HENGST	XNJUZ	SEAN HENGST	25480	SEAN HENGST	XNJUZ	SEAN HENGST
		25159	SEAN HENGST	XNJMH	HENGST	25481	HENGST	XNCCZ	HENGST
		25159	SEAN HENGST	XNJRR	ELAINE LEVINS	25481	ELAINE LEVINS	XNCMJ	ELAINE LEVINS
		25159	SEAN HENGST	XNRFJ	SEAN HENGST	25481	SEAN HENGST	XNJZZ	SEAN HENGST
		25161	SEAN-HENGST	XNCOF	SEAN HENGST	25482	SEAN HENGST	XNRFJ	SEAN HENGST
		25161	SEAN HENGST	XNCGN	SEAN HENGST	25484	SEAN HENGST	XNCHU	SEAN HENGST
		25163	SEAN HENGST	XNCOH	SEAN HENGST	25484	SEAN HENGST	XNHFR	SEAN HENGST
		25163	CHARLES PILDIS	XNCTX	SEAN HENGST	25484	SEAN HENGST	XNJUN	SEAN HENGST
		25163	RANDY MILLER	XNCXZ	SEAN HENGST	25484	SEAN HENGST	XNJRX	SEAN HENGST
		25163	SEAN HENGST	XNJCX	SEAN HENGST	25484	SEAN HENGST	XNRMJ	SEAN HENGST
		25163	SEAN HENGST	XNRFJ	SEAN HENGST	25485	SEAN HENGST	XNCTX	SEAN HENGST
		25164	DAVE MAYER LOVES DOUG	XNCC	HENGST	25485	HENGST	XNJFZ	HENGST
		25164	DAVE MAYER EATS COCK	XNCC	SEAN HENGST	25486	SEAN HENGST	XNJFJ	SEAN HENGST
		25165	SEAN-HENGST	XNNMC	TAMEKA MYRICK	25487	TAMEKA MYRICK	XNCFJ	TAMEKA MYRICK
		25168	ELLEN REESE	XNCJC	MUSA WILLIAMS	25487	MUSA WILLIAMS	XNCFH	MUSA WILLIAMS
		25168	ELLEN REESE	XNHTN	SEAN-HENGST	25488	SEAN-HENGST	XNJRH	SEAN-HENGST
		25168	TERRI FRETZ	XNJRM	SEAN HENGST	25488	SEAN HENGST	XNNHT	SEAN HENGST
		25168	SEAN HENGST	XNRRM	SEAN HENGST	25492	SEAN HENGST	XNCMX	SEAN HENGST
		25169	SEAN HENGST	XNHTX	SEAN-HENGST	25493	SEAN-HENGST	XNCRJ	SEAN-HENGST
		25169	D HAGERMAN	XNJTC	SEAN HENGST	25493	SEAN HENGST	XNHTJ	SEAN HENGST
		25173	SEAN HENGST	XNJNF	SEAN-HENGST	25493	SEAN-HENGST	XNJMM	SEAN-HENGST
		25175	SEAN HENGST	XNHFX	TERRI FRETZ	25493	TERRI FRETZ	XNJMR	TERRI FRETZ
		25175	SEAN HENGST	XNHTZ	ILLEGAL ALIEN MOSQUERO	25494	ILLEGAL ALIEN MOSQUERO	XNJFR	ILLEGAL ALIEN MOSQUERO
		25176	SEAN HENGST	XNJFH	ILLEGAL ALIEN MERCADO	25494	ILLEGAL ALIEN MERCADO	XNJFR	ILLEGAL ALIEN MERCADO
		25176	SEAN HENGST	XNJMU	HARRIET GIRLE	25494	HARRIET GIRLE	XNJFR	HARRIET GIRLE
		25179	FLAMUR RAMA	XNJFZ	SEAN HENGST	25495	SEAN HENGST	XNJHR	SEAN HENGST
		25183	PATRICIA DAVIES	XNRMF	SEAN HENGST	25495	SEAN HENGST	XNNGH	SEAN HENGST
		25183	JOE SCHMUCKATELLI	XNRMF	SEAN HENGST	25496	SEAN HENGST	XNNMN	SEAN HENGST
		25183	JOHN DAVIES	XNRMF	SEAN HENGST	25498	SEAN HENGST	XNCFJ	SEAN HENGST
		25184	SEAN-HENGST	XNCRJ	SEAN HENGST	25498	SEAN HENGST	XNHTJ	SEAN HENGST
		25184	SEAN-HENGST	XNRFN	RICH BOBBE	25498	RICH BOBBE	XNNGH	RICH BOBBE
		25473	SEAN HENGST	XNHTH	SEAN HENGST	25498	SEAN HENGST	XNNMC	SEAN HENGST
		25473	SEAN-HENGST	XNJMN	RICH BOBBE	25498	RICH BOBBE	XNNMC	RICH BOBBE
		25474	DANIEL WAGNER	XNRMJ	SEAN HENGST	25499	SEAN HENGST	XNNHN	SEAN HENGST
		25476	TERRI FRETZ	XNJRC	SCOT UROUHART	25500	SCOT UROUHART	XNCHF	SCOT UROUHART
		25478	SEAN HENGST	XNCMR	SEAN HENGST	25500	SEAN HENGST	XNCFH	SEAN HENGST
		25478	SEAN HENGST	XNHTZ	SEAN HENGST	25500	SEAN HENGST	XNHFJ	SEAN HENGST
		25480	SEAN-HENGST	XNHTR	SEAN HENGST	25500	SEAN HENGST	XNNRT	SEAN HENGST
		25480	SEAN HENGST	XNJFX	SEAN HENGST	25501	SEAN HENGST	XNRMZ	SEAN HENGST

CAM\_20171107\_E  
November 7, 2017  
Personal Choice Detail by Political Subdivision  
Camden County

Local BOE - Gloucester Township  
Vote for Three

Political Subdivision:	Gloucester Twp	Machine	Write-in Name	Machine	Write-in Name	Machine	Write-in Name	Machine	Write-in Name
		25480	SEAN HENGST	XNJUZ	SEAN HENGST	25480	SEAN HENGST	XNJUZ	SEAN HENGST
		25481	HENGST	XNCCZ	HENGST	25481	HENGST	XNCCZ	HENGST
		25481	ELAINE LEVINS	XNCMJ	ELAINE LEVINS	25481	ELAINE LEVINS	XNCMJ	ELAINE LEVINS
		25481	SEAN HENGST	XNJZZ	SEAN HENGST	25481	SEAN HENGST	XNJZZ	SEAN HENGST
		25482	SEAN HENGST	XNRFJ	SEAN HENGST	25482	SEAN HENGST	XNRFJ	SEAN HENGST
		25484	SEAN HENGST	XNCHU	SEAN HENGST	25484	SEAN HENGST	XNCHU	SEAN HENGST
		25484	SEAN HENGST	XNHFR	SEAN HENGST	25484	SEAN HENGST	XNHFR	SEAN HENGST
		25484	SEAN HENGST	XNJUN	SEAN HENGST	25484	SEAN HENGST	XNJUN	SEAN HENGST
		25484	SEAN HENGST	XNJRX	SEAN HENGST	25484	SEAN HENGST	XNJRX	SEAN HENGST
		25484	SEAN HENGST	XNRMJ	SEAN HENGST	25484	SEAN HENGST	XNRMJ	SEAN HENGST
		25485	SEAN HENGST	XNCTX	SEAN HENGST	25485	SEAN HENGST	XNCTX	SEAN HENGST
		25485	HENGST	XNJFZ	HENGST	25485	HENGST	XNJFZ	HENGST
		25486	SEAN HENGST	XNJFJ	SEAN HENGST	25486	SEAN HENGST	XNJFJ	SEAN HENGST
		25487	TAMEKA MYRICK	XNCFJ	TAMEKA MYRICK	25487	TAMEKA MYRICK	XNCFJ	TAMEKA MYRICK
		25487	MUSA WILLIAMS	XNCFH	MUSA WILLIAMS	25487	MUSA WILLIAMS	XNCFH	MUSA WILLIAMS
		25488	SEAN-HENGST	XNJRH	SEAN-HENGST	25488	SEAN-HENGST	XNJRH	SEAN-HENGST
		25488	SEAN HENGST	XNNHT	SEAN HENGST	25488	SEAN HENGST	XNNHT	SEAN HENGST
		25492	SEAN HENGST	XNCMX	SEAN HENGST	25492	SEAN HENGST	XNCMX	SEAN HENGST
		25493	SEAN-HENGST	XNCRJ	SEAN-HENGST	25493	SEAN-HENGST	XNCRJ	SEAN-HENGST
		25493	SEAN HENGST	XNHTJ	SEAN HENGST	25493	SEAN HENGST	XNHTJ	SEAN HENGST
		25493	SEAN-HENGST	XNJMM	SEAN-HENGST	25493	SEAN-HENGST	XNJMM	SEAN-HENGST
		25493	TERRI FRETZ	XNJMR	TERRI FRETZ	25493	TERRI FRETZ	XNJMR	TERRI FRETZ
		25494	ILLEGAL ALIEN MOSQUERO	XNJFR	ILLEGAL ALIEN MOSQUERO	25494	ILLEGAL ALIEN MOSQUERO	XNJFR	ILLEGAL ALIEN MOSQUERO
		25494	ILLEGAL ALIEN MERCADO	XNJFR	ILLEGAL ALIEN MERCADO	25494	ILLEGAL ALIEN MERCADO	XNJFR	ILLEGAL ALIEN MERCADO
		25494	HARRIET GIRLE	XNJFR	HARRIET GIRLE	25494	HARRIET GIRLE	XNJFR	HARRIET GIRLE
		25495	SEAN HENGST	XNJHR	SEAN HENGST	25495	SEAN HENGST	XNJHR	SEAN HENGST
		25495	SEAN HENGST	XNNGH	SEAN HENGST	25495	SEAN HENGST	XNNGH	SEAN HENGST
		25496	SEAN HENGST	XNNMN	SEAN HENGST	25496	SEAN HENGST	XNNMN	SEAN HENGST
		25498	SEAN HENGST	XNCFJ	SEAN HENGST	25498	SEAN HENGST	XNCFJ	SEAN HENGST
		25498	SEAN HENGST	XNHTJ	SEAN HENGST	25498	SEAN HENGST	XNHTJ	SEAN HENGST
		25498	RICH BOBBE	XNNGH	RICH BOBBE	25498	RICH BOBBE	XNNGH	RICH BOBBE
		25498	SEAN HENGST	XNNMC	SEAN HENGST	25498	SEAN HENGST	XNNMC	SEAN HENGST
		25498	RICH BOBBE	XNNMC	RICH BOBBE	25498	RICH BOBBE	XNNMC	RICH BOBBE
		25499	SEAN HENGST	XNNHN	SEAN HENGST	25499	SEAN HENGST	XNNHN	SEAN HENGST
		25500	SCOT UROUHART	XNCHF	SCOT UROUHART	25500	SCOT UROUHART	XNCHF	SCOT UROUHART
		25500	SEAN HENGST	XNCFH	SEAN HENGST	25500	SEAN HENGST	XNCFH	SEAN HENGST
		25500	SEAN HENGST	XNHFJ	SEAN HENGST	25500	SEAN HENGST	XNHFJ	SEAN HENGST
		25500	SEAN HENGST	XNNRT	SEAN HENGST	25500	SEAN HENGST	XNNRT	SEAN HENGST
		25501	SEAN HENGST	XNRMZ	SEAN HENGST	25501	SEAN HENGST	XNRMZ	SEAN HENGST



CAM\_20171107\_E  
November 7, 2017  
Personal Choice Detail by Political Subdivision  
Camden County

Local BOE- Haddonfield Boro  
Vote for Three

Political Subdivision:	Haddonfield	Machine	Write-in Name	Voter Tag
		25202	JOHN SCZECHOWICZ	XNJMR
		25205	WILLIAM MCGRORY	XNCFM
		25205	HOWARD GILLETTE	XNCTM
		25205	ANGELA LEVINE	XNHTT
		25205	MAX BUSHNELL	XNRRM
		25207	NANCY SULLIVAN	XNJTN
		25207	DEVON-PERRY	XNRMT
		25525	RICHARD PLUM	XNCJX
		25526	NANCY-SULLIVAN	XNHTT
		25527	TRACY JENISH	XNJRF
		25528	JOHN SCZECHOWICZ	XNCCZ
		25532	JIM YOUNGLOVE	XNNCR
		25532	DOUG RICHARDSON	XNNCR
		25532	TOM MULLIGAN	XNNCR
		25532	BEALS	XNNMC
		25533	MEEK MILLS	XNCRF
		25533	HORACE MANN	XNCRF
		25533	JOHN SCZECHOWICZ	XNCTX
		25533	HARRIET BENAVIDEZ	XNJHR
		25533	EVAN GOODFELLOW	XNUXM
		25533	DYLAN MCNULTY	XNUXM
		25533	TIERNAN GOODFELLOW	XNUXM
		25533	PHIL SMART	XNUXN

Haddon Heights Council UNEX  
Vote for One

Political Subdivision:	Haddon Heights	Machine	Write-in Name	Voter Tag
		25213	STEVE BERRYHILL	XNCCZ
		25541	GLEEN HANSON	XNCMZ

Local BOE- Haddon Heights Boro  
Vote for Three

Political Subdivision:	Haddon Heights	Machine	Write-in Name	Voter Tag
		25210	DON TRUMP	XNCRT
		25210	JAMES HUNT	XNCRT

CAM\_20171107\_E  
November 7, 2017  
Personal Choice Detail by Political Subdivision  
Camden County

Local BOE- Haddon Heights Boro  
Vote for Three

Political Subdivision:	Haddon Heights	Machine	Write-in Name	Voter Tag
		25210	JENNIFER BONACCORSI	XNNRZ
		25215	DENNIS-CINALLI	XNCZX
		25215	THERESA-CHEPURNY	XNJRX
		25215	RICHARD-DIRENZO	XNJRX
		25215	DANIEL-KINKLER	XNJRX
		25535	ROBIN GOTILLA	XNFRX
		25536	CARLY BRADY	XNCMH
		25537	JACK SORIANO	XNCRR
		25537	CHRISTOPHER PARISI	XNCRR
		25537	VOID	XNUCF
		25538	BARKLEY PRIETSC	XNNJU
		25539	SEAN HARRISTON	XNUJU
		25541	GLEEN HANSON	XNCMZ
		25541	LINDA SCHEIBR	XNHFC
		25541	MELISSA BARRETT	XNHTT
		25541	LINDA SCHREIBER	XNNHZ

Hi-Nella Council  
Vote for Two

Political Subdivision:	Hi-Nella	Machine	Write-in Name	Voter Tag
		25217	DIANNA WHITTAKER	XNCMH
		25217	CATHERINE CONNOLLY	XNCMH
		25217	MICKY MOUSE	XNHTF
		25217	JANET WILLIAMS	XNRFH
		25217	JANET WILLIAMS	XNRFH
		25217	NEIL DIAMOND	XNRFJ
		25217	KEVIN MCLAUGHLIN	XNRFJ
		25542	DAVID DODDS	XNNHT
		25542	BRIAN CUNNINGHAM	XNNHT
		25542	NEIL DIAMOND	XNNJU
		25542	HARRY UBER	XNRFH

CAM\_20171107\_E  
November 7, 2017  
Personal Choice Detail by Political Subdivision  
Camden County

Local BOE-HI-Nella Boro UNEX 1Yr  
Vote for One

Political Subdivision:	Hi-Nella	Machine	Write-in Name	Voter Tag
		25217	JANET WILLIAMS	XNRFH
		25542	GARY TOMAR	XNHFH
		25542	LINDA LANG	XNNHT
		25542	NEIL DIAMOND	XNNMJ
		25542	KRIS MUSKA	XNRFH

Local BOE-HI-Nella Boro UNEX 2YR  
Vote for One

Political Subdivision:	Hi-Nella	Machine	Write-in Name	Voter Tag
		25217	JANET WILLIAMS	XNRFH
		25542	JEFFREY TOMAR	XNHFH
		25542	CATHERINE CONNOLLY	XNHFT
		25542	JON COOK	XNNHT

Local BOE-HI Nella Boro  
Vote for Two

Political Subdivision:	Hi-Nella	Machine	Write-in Name	Voter Tag
		25217	JANET WILLIAMS	XNRFH
		25217	JANET WILLIAMS	XNRFH

Laurel Springs Council  
Vote for Two

Political Subdivision:	Laurel Springs	Machine	Write-in Name	Voter Tag
		25218	RRRRRR	XNCCF
		25218	GEORGE WEISS	XNCMF
		25218	HOWARD MILLER JR	XNCMH
		25218	DOUG DELPIDIO	XNCMJ
		25218	GEORGE WEISS	XNCMM
		25218	DOUG DELPIDIO	XNHFM
		25218	DOUG DELPIDIO	XNHTN
		25218	DOUGLAS DELPIDIO	XNUTZ
		25218	DOUG DELPIDIO	XNHFC
		25218	PATRICIA COHERTY	XNNHH

CAM\_20171107\_E  
November 7, 2017  
Personal Choice Detail by Political Subdivision  
Camden County

Laurel Springs Council  
Vote for Two

Political Subdivision:	Laurel Springs	Machine	Write-in Name	Voter Tag
		25218	MICHELE-RICCIARDELLI	XNNHM
		25218	GEORGE WEISS	XNNHN
		25218	DOUG DELPIDIO	XNNHN
		25218	GEORGE WEISS	XNNMX
		25218	DOUG DELPIDIO	XNNMX
		25218	GEORGE WEISS	XNREF
		25219	A ROCK	XNCOH
		25219	HOWARD MILLER	XNCCJ
		25219	DOUG DELPIDIO	XNCCJ
		25219	DOUG DELPIDIO	XNCCM
		25219	JERRY STRAUB	XNCHC
		25219	HOWARD MILLER JR.	XNCHC
		25219	DOUGLAS DEL PIDIO	XNCHH
		25219	GEORGE WEISS	XNCHM
		25219	GEORGE WEISS	XNCHN
		25219	HOWARD MILLER JR	XNCHZ
		25219	DOUG DELPIDIO	XNCJM
		25219	DOUGLAS DELPIDIO	XNCJR
		25219	HOWARD-MILLER	XNCMM
		25219	DOUGLAS-DELPIDIO	XNCMM
		25219	GEORGE WEISS	XNCMR
		25219	HOHARD K MILLER JR	XNCMX
		25219	HOWARD MILLER JR	XNCRT
		25219	DOUG DELPIDIO	XNCRT
		25219	GEORGE WEISS	XNHFC
		25219	GLENN MERCER	XNHFJ
		25219	DOUG DEPIDIO	XNHFX
		25219	GEORGE WEISS	XNHTC
		25219	DAVE THATCHER	XNHTF
		25219	HOWARD MILLER JR	XNHTN
		25219	DOUG DELPIDIO	XNHTN
		25219	GEORGE WEISS	XNHTZ
		25219	GEORGE WEISS	XNUCF
		25219	DOUG-DELPIDIO	XNUCZ
		25219	DOUGLAS DEL PIDIO	XNUFN
		25219	GEORGE WEISS	XNUFX
		25219	DOUG-DELPIDIO	XNUMZ
		25219	GEORGE WEISS	XNUJM
		25219	HOWARD MILLER JR	XNUTX





CAM\_20171107\_E  
November 7, 2017  
Personal Choice Detail by Political Subdivision  
Camden County

Local BOE- Laurel Springs Boro  
Vote for Three

Political Subdivision:	Write-in Name	Machine	Voter Tag
Laurel Springs	ROY F. KANE JR	25219	XNRF
	DOUGLAS DELPIDIO	25543	XNCC
	MICHELE RICCIARDELLI	25543	XNHF
	MICHAEL MERCER	25543	XNHF
	JEANNE MERCER	25543	XNHF
	KRYSTA ZALAS	25544	XNHF
	ROY F. KANE JR	25544	XNHF
	KRYSTA ZALAS	25544	XNHF
	GEORGE WEISS	25544	XNHF
	GEORGE WEISS	25544	XNHF

Lawnside Council  
Vote for Two

Political Subdivision:	Write-in Name	Machine	Voter Tag
Lawnside	ANGELIQUE MOORE	25221	XNCC
	SHAWMYRAN THOMAS	25221	XNHF
	ANTHONY BLAND	25221	XNRF
	FELICIA MASON	25221	XNRF
	FELICIA MASON	25221	XNRF
	MILLIE WINTHERS	25545	XNCR
	ANDRE WILLIAMS	25545	XNCF
	WIA COLETRAN	25546	XNRF
	VIRGINIA CULVER	25546	XNRF

Local BOE- Lawnside Boro  
Vote for Three

Political Subdivision:	Write-in Name	Machine	Voter Tag
Lawnside	SHAMARAN THOMAS	25220	XNCF
	INDIA CRISS	25220	XNCF
	SIQBHAN FUNCHES	25220	XNHF
	RONALD HEIGLER	25220	XNHF
	SHAWMYRAN THOMAS	25220	XNHF
	INDIA CRISS	25220	XNHF
	SIQBHAN FUNCHES	25220	XNHF
	SHAMAR	25220	XNHF

CAM\_20171107\_E  
November 7, 2017  
Personal Choice Detail by Political Subdivision  
Camden County

Local BOE- Lawnside Boro  
Vote for Three

Political Subdivision:	Write-in Name	Machine	Voter Tag
Lawnside	SIQBHAN FUNCHES	25221	XNCC
	INDIA CRISS	25221	XNCC
	SHAMAR	25221	XNCF
	SIQBHAN FUNCHES	25221	XNCF
	SIQBHAN FUNCHES	25221	XNCF
	SHAWMYRAN THOMAS	25221	XNCF
	SHAWMYRAN THOMAS	25221	XNCF
	J.WILCOX	25221	XNCF
	S FUNCHES	25221	XNCF
	INDIA CRISS	25221	XNCF
	INDIA CRISS	25221	XNCF
	SHAWMYRAN THOMAS	25221	XNCF
	SHAMAR THOMAS	25221	XNCF
	SIQBHAN FUNCHES	25221	XNCF
	INDIA CRISS	25221	XNCF
	SHAWMYRAN THOMAS	25221	XNCF
	INDIA CRISS	25221	XNCF
	SHAWMYRAN THOMAS	25221	XNCF
	FELICIA MASON	25221	XNCF
	SIQBHAN FUNCHES	25545	XNCF
	SHAWMYRAN THOMAS	25545	XNCF
	SHAMAR THOMAS	25545	XNCF
	INDIA CRISS	25545	XNCF
	SIQBHAN FUNCHES	25545	XNCF
	SHAWMYRAN THOMAS	25545	XNCF
	INDIA CRISS	25545	XNCF
	SHAMAR-THOMAS	25545	XNCF
	INDIA CRISS	25545	XNCF
	INDIA CRISS	25545	XNCF
	SHAWMYRAN THOMAS	25545	XNCF
	LAMARTHOMAS	25545	XNCF
	SIQBHAN FUNCHES	25545	XNCF
	INDIACRISS	25545	XNCF
	INDIA	25545	XNCF
	INDIA CRISS	25545	XNCF
	SIQBHAN FUNCHES	25545	XNCF
	SIQBHAN FUNCHES	25545	XNCF
	SHAWMYRAN THOMAS	25545	XNCF
	PRINCE KARIM EL	25546	XNCF

CAM\_20171107\_E  
November 7, 2017  
Personal Choice Detail by Political Subdivision  
Camden County

Local BOE- Lawnside Boro  
Vote for Three

Political Subdivision:	Write-in Name	Machine	Vote for Three	Machine	Vote for Three
Lawnside	ANAAH EL	25546	XNCFE		
	SIQBHAN-FUNCHES	25546	XNCFX		
	SIQBHAN FUNCHES	25546	XNCFM		
	INDIA CRISS	25546	XNCFH		
	SIQBHANFUNCHES	25546	XNCFE		
	SIQBHAN FUNCHES	25546	XNCFE		
	SIQBHAN FUNCHES	25546	XNCFE		
	PRINCE KARIM EL	25546	XNCFM		
	ANAAH EL	25546	XNCFX		
	INDIA CRISS	25546	XNCFH		
	SHAWYRAN THOMAS	25546	XNCFM		
	SIQBHAN FUNCHES	25546	XNCFE		
	MICHAEL HARPER	25546	XNCFH		

Lindenwold Council  
Vote for Two

Political Subdivision:	Write-in Name	Machine	Vote for Two	Machine	Vote for Two
Lindenwold	EDKLINGLER	25222	XNCFN		
	RAYMOND HOWELL II	25222	XNCFR		
	WALTER	25224	XNCFH		
	WALTER	25224	XNCFM		
	RON BURROWS	25224	XNCFE		
	LOMBARD	25225	XNCFH		
	ANDREW SCHLAEGEL	25225	XNCFE		
	VAUGHN S FRYE	25226	XNCFZ		
	MICHAEL DAVIS	25230	XNCFZ		
	JOHN WOLICK	25230	XNCFM		
	ED KLINGLER	25547	XNCFE		
	NO VOTE	25547	XNCFM		
	NO VOTE	25547	XNCFM		
	JOHN SHILDMYER	25548	XNCFH		
	JJ CULLPEPPER	25548	XNCFH		
	KEN LYDIC	25549	XNCFH		
	JOSEPH SMITH	25551	XNCFZ		
	ANDREW SMITH	25551	XNCFZ		
	TOM DIORIO	25555	XNCFM		

CAM\_20171107\_E  
November 7, 2017  
Personal Choice Detail by Political Subdivision  
Camden County

Lindenwold Council  
Vote for Two

Political Subdivision:	Write-in Name	Machine	Vote for Two	Machine	Vote for Two
Lindenwold	IANMOSLEY	25761	XNRFM		

Local BOE-Lindenwold Boro UNEX  
Vote For One

Political Subdivision:	Write-in Name	Machine	Vote For One	Machine	Vote For One
Lindenwold	ALAN BECHTEL	25223	XNJCZ		
	ANDREW SCHLAEGEL	25225	XNJCC		
	GEORGE	25225	XNJCX		
	IAN-MOBLEY	25228	XNHTF		
	SCOTT BLUTH	25228	XNRFH		
	LISA MOORE	25229	XNNMN		
	JANET CAVALLARO	25547	XNJCZ		
	NO VOTE	25547	XNNMZ		

Local BOE- Lindenwold Boro  
Vote for Three

Political Subdivision:	Write-in Name	Machine	Vote for Three	Machine	Vote for Three
Lindenwold	COLLEEN PIZZO	25222	XNJUT		
	ALAN BECHTEL	25223	XNJCZ		
	ALAN BECHTEL	25223	XNJCZ		
	DON VERHOORN	25224	XNJIH		
	ANDREW SCHLAEGEL	25225	XNJCC		
	MICHAEL JONES	25225	XNJCF		
	KRISTA JONES	25225	XNJCF		
	SCOTT BLUTH	25228	XNRFH		
	SCOTT BLUTH	25228	XNRFH		
	SCOTT BLUTH	25228	XNRFH		
	LISA MOORE	25229	XNNMN		
	NICHOLAS CAVALLARO	25547	XNJCZ		
	KIM RILEY	25547	XNJCZ		
	JANET CAVALLARO	25547	XNJCZ		
	NO VOTE	25547	XNNMZ		
	NO VOTE	25547	XNNMZ		
	NO VOTE	25547	XNNMZ		

CAM\_20171107\_E  
November 7, 2017  
Personal Choice Detail by Political Subdivision  
Camden County

Local BOE- Lindenwold Boro  
Vote for Three

Political Subdivision:	Write-in Name	Machine	Machine	Write-in Name	Machine	Machine	Write-in Name	Machine	Machine	Write-in Name	Machine	Machine
Lindenwold	SCOTT BLUTH	25761	XNHFM	Magnolia	25559	XNHFN	Magnolia	25559	XNHFN	Magnolia	25559	XNHFN

Magnolia Council  
Vote for Two

Political Subdivision:	Write-in Name	Machine	Machine	Write-in Name	Machine	Machine	Write-in Name	Machine	Machine	Write-in Name	Machine	Machine
Magnolia	SA	25231	XNHFX	Magnolia	25231	XNNCN	Magnolia	25231	XNNCN	Magnolia	25231	XNNCN
	KURTIS ANDERSON	25231	XNNCN		25232	XNNRH		25232	XNNRH		25232	XNNRH
	JESUS CHRIST	25231	XNNCN		25233	XNNMF		25233	XNNMF		25233	XNNMF
	MICHAEL PATRICK BRENNAN	25232	XNNRH		25234	XNNRC		25234	XNNRC		25234	XNNRC
	MICHAEL PATRICK BRENNAN	25556	XNCFH		25557	XNJTR		25557	XNJTR		25557	XNJTR
	MICHAEL PATRICK BRENNAN	25558	XNNHX		25559	XNUZN		25559	XNNMT		25559	XNRRR
	RYAN WINSTEL	25559	XNUZN		25559	XNRRR		25559	XNRRR		25559	XNRRR
	MICHAEL PATRICK BRENNAN	25559	XNRRR		25559	XNRRR		25559	XNRRR		25559	XNRRR
	DANIEL CORRIGAN	25558	XNNHX		25559	XNRRR		25559	XNRRR		25559	XNRRR
	MICKEYMOUSE	25559	XNUZN		25559	XNRRR		25559	XNRRR		25559	XNRRR
	RYAN WINSTEL	25559	XNUZN		25559	XNRRR		25559	XNRRR		25559	XNRRR
	RICHARD CRUZ	25559	XNRRR		25559	XNRRR		25559	XNRRR		25559	XNRRR
	LANCE R EVANS	25559	XNRRR		25559	XNRRR		25559	XNRRR		25559	XNRRR
	LANCE EVANS	25559	XNRRR		25559	XNRRR		25559	XNRRR		25559	XNRRR

Sterling Regional BOE- Magnolia Boro UNEX  
Vote for One

Political Subdivision:	Write-in Name	Machine	Machine	Write-in Name	Machine	Machine	Write-in Name	Machine	Machine	Write-in Name	Machine	Machine
Magnolia	DAN CORRIGAN	25232	XNUZJ	Magnolia	25232	XNUZJ	Magnolia	25232	XNUZJ	Magnolia	25232	XNUZJ
	SPONGEBOB	25234	XNUZC		25556	XNCFH		25556	XNCFH		25556	XNCFH
	MICHAEL P BRENNAN II	25556	XNCFH		25556	XNCFH		25556	XNCFH		25556	XNCFH
	LANCE EVANS	25556	XNCFH		25559	XNHFN		25559	XNHFN		25559	XNHFN
	LANCE EVANS	25559	XNHFN		25559	XNHFN		25559	XNHFN		25559	XNHFN

Sterling Regional BOE- Magnolia Boro  
Vote for One

Political Subdivision:	Write-in Name	Machine	Machine	Write-in Name	Machine	Machine	Write-in Name	Machine	Machine	Write-in Name	Machine	Machine
Magnolia	DAN CORRIGAN	25232	XNUZJ	Magnolia	25232	XNUZJ	Magnolia	25232	XNUZJ	Magnolia	25232	XNUZJ
	IRONMAN	25234	XNUZC		25234	XNUZC		25234	XNUZC		25234	XNUZC

CAM\_20171107\_E  
November 7, 2017  
Personal Choice Detail by Political Subdivision  
Camden County

Sterling Regional BOE- Magnolia Boro  
Vote for One

Political Subdivision:	Write-in Name	Machine	Machine	Write-in Name	Machine	Machine	Write-in Name	Machine	Machine	Write-in Name	Machine	Machine
Magnolia	LANCE EVANS	25559	XNHFN	Magnolia	25559	XNHFN	Magnolia	25559	XNHFN	Magnolia	25559	XNHFN

Local BOE- Magnolia Boro  
Vote for Two

Political Subdivision:	Write-in Name	Machine	Machine	Write-in Name	Machine	Machine	Write-in Name	Machine	Machine	Write-in Name	Machine	Machine
Magnolia	WILLIAM ANDERSON	25231	XNNCN	Magnolia	25231	XNNCN	Magnolia	25231	XNNCN	Magnolia	25231	XNNCN
	DAN CORRIGAN	25232	XNUZJ		25232	XNUZJ		25232	XNUZJ		25232	XNUZJ
	OZZY	25234	XNUZC		25234	XNUZC		25234	XNUZC		25234	XNUZC
	LANCE EVANS	25559	XNHFN		25559	XNHFN		25559	XNHFN		25559	XNHFN
	LANCE EVANS	25559	XNHFN		25559	XNHFN		25559	XNHFN		25559	XNHFN

Merchantville Council  
Vote for Two

Political Subdivision:	Write-in Name	Machine	Machine	Write-in Name	Machine	Machine	Write-in Name	Machine	Machine	Write-in Name	Machine	Machine
Merchantville	SETH RICH	25235	XNCFJ	Merchantville	25235	XNCFJ	Merchantville	25235	XNCFJ	Merchantville	25235	XNCFJ
	SETH RICH	25235	XNCFJ		25235	XNCFJ		25235	XNCFJ		25235	XNCFJ
	FARAMIR	25235	XNUJF		25235	XNUJF		25235	XNUJF		25235	XNUJF
	BOROMIR	25235	XNUJF		25236	XNJMZ		25236	XNJMZ		25236	XNJMZ
	BRENT CZAR	25236	XNJMZ		25237	XNCHT		25237	XNCHT		25237	XNCHT
	BONO	25237	XNCHT		25237	XNCMM		25237	XNCMM		25237	XNCMM
	SNOWFLAKE	25237	XNCMM		25237	XNCMM		25237	XNCMM		25237	XNCMM
	LIBTARD	25237	XNCMM		25560	XNCHF		25560	XNCHF		25560	XNCHF
	SETH RICH	25560	XNCHF		25560	XNCHF		25560	XNCHF		25560	XNCHF
	MATTHEW MULHERN	25561	XNNRN		25561	XNNRN		25561	XNNRN		25561	XNNRN
	GEORGE WASHINGTON	25561	XNNRN		25561	XNNRT		25561	XNNRT		25561	XNNRT
	IAN SONTAG	25561	XNNRT		25562	XNCMJ		25562	XNCMJ		25562	XNCMJ
	NONE	25562	XNCMJ		25562	XNCMJ		25562	XNCMJ		25562	XNCMJ
	NONE	25562	XNCMJ		25562	XNCMJ		25562	XNCMJ		25562	XNCMJ
	HARRY DAVIS	25562	XNUTX		25562	XNUTX		25562	XNUTX		25562	XNUTX
	DUKE DAVIS	25562	XNUTX		25562	XNUTX		25562	XNUTX		25562	XNUTX

CAM\_20171107\_E  
November 7, 2017  
Personal Choice Detail by Political Subdivision  
Camden County

Local BOE- Merchantville Boro  
Vote for Three

Political Subdivision:	Write-in Name	Machine	Machine	Write-in Name	Machine	Machine	Write-in Name	Machine	Machine		
Merchantville	LYNNEGEDDES	25235	XNCCZ	Merchantville	ANTISHA L MEISNER	25560	XNHTN	Merchantville	ANTISHA L MEISNER	25560	XNHTN
	ANTISHA MEISNER	25235	XNCFR		LYNNEGEDDES	25560	XNUFC		LYNNEGEDDES	25560	XNUFC
	ANTISHA L. MEISNER	25235	XNCMC		MARK IANNUCCI	25560	XNUJH		LYNNEGEDDES	25560	XNUJH
	SEAN MCMONAGLE	25235	XNCFR		LYNNEGEDDES	25560	XNJJM		LYNNEGEDDES	25560	XNJJM
	ANTISHA L. MEISNER	25235	XNCFR		LYNNEGEDDES	25560	XNURT		LYNNEGEDDES	25560	XNURT
	LYNNEGEDDES	25235	XNCRH		ANTISHA MEISNER	25560	XNUJZ		LYNNEGEDDES	25560	XNUJZ
	LYNNEGEDDES	25235	XNCTH		LYNNEGEDDES	25560	XNHHH		LYNNEGEDDES	25560	XNHHH
	LYNNEGEDDES	25235	XNCTT		ANJALI	25560	XNVRT		LYNNEGEDDES	25560	XNVRT
	ANTISHA MEISNER	25235	XNCTT		ANTISHA MEISNER	25560	XNVRT		ANTISHA MEISNER	25560	XNVRT
	LYNNEGEDDES	25235	XNCFR		LYNNEGEDDES	25560	XNHTM		LYNNEGEDDES	25560	XNHTM
	EMILY CORSE	25235	XNUJH		GEDDES-	25561	XNHTN		GEDDES-	25561	XNHTN
	WALDRON	25235	XNUJF		ANTISHA MEISNER	25561	XNHTX		ANTISHA MEISNER	25561	XNHTX
	STEVEN DIMATTEO	25235	XNUJM		LYNNEGEDDES	25561	XNUZN		LYNNEGEDDES	25561	XNUZN
	RYAN MIDDLETON	25235	XNHTT		GEDDES	25561	XNCCJ		GEDDES	25561	XNCCJ
	ANTISHA L. MEISNER	25236	XNCCJ		LYNNEGEDDES	25561	XNCCN		LYNNEGEDDES	25561	XNCCN
	LYNNEGEDDES	25236	XNCCN		LYNNEGEDDES	25561	XNCCR		LYNNEGEDDES	25561	XNCCR
	LYNNEGEDDES	25236	XNCCN		ANTISHA MEISNER	25561	XNCCN		ANTISHA MEISNER	25561	XNCCN
	ANTISHA MEISNER	25236	XNCCN		FREDERICK MICHEL	25561	XNRRF		FREDERICK MICHEL	25561	XNRRF
	LYNNEGEDDES	25236	XNCCN		PATRICK HENRY	25561	XNRRN		PATRICK HENRY	25561	XNRRN
	LYNNEGEDDES	25236	XNCCN		LYNNEGEDDES	25561	XNRRR		LYNNEGEDDES	25561	XNRRR
	MEISNER ANTEISHA	25236	XNCRX		LYNNEGEDDES	25561	XNRFN		LYNNEGEDDES	25561	XNRFN
	ANTISHA MEISNER	25236	XNHTJ		ANASTASIA MEISNER	25561	XNRFN		ANASTASIA MEISNER	25561	XNRFN
	ANTISHA	25236	XNUJF		GENE FITZGERALD	25562	XNUJN		GENE FITZGERALD	25562	XNUJN
	LYNNEGEDDES	25236	XNUJN		HARRY DAVIS	25562	XNUJX		HARRY DAVIS	25562	XNUJX
	EMILY WOOD	25236	XNUJX		ANTISHA MEISNER	25562	XNUJZ		ANTISHA MEISNER	25562	XNUJZ
	WILLIAM MARSHALL	25236	XNRRJ		KEVIN IMPELLIZERI	25562	XNNHM		KEVIN IMPELLIZERI	25562	XNNHM
	ANTISHA MEISNER	25236	XNRRM								
	LYNNEGEDDES	25236	XNRRX								
	JENNIFER TAYLOR	25237	XNRMZ								
	WHY BOTHER	25237	XNCAJ								
	JENNIFER NORTH	25237	XNCAJ								
	LYNNEGEDDES	25237	XNHTH								
	LYNNEGEDDES	25237	XNHTH								
	LYNNEGEDDES	25237	XNHTH								
	ANTISHA MEISNER	25560	XNCFR								
	LYNNEGEDDES	25560	XNCFR								
	CATHERINE FYOCK	25560	XNCHX								
	LYNNEGEDDES	25560	XNCHX								
	RACHEL SAMS	25560	XNCHX								

CAM\_20171107\_E  
November 7, 2017  
Personal Choice Detail by Political Subdivision  
Camden County

Local BOE- Merchantville Boro  
Vote for Three

Political Subdivision:	Write-in Name	Machine	Machine	Write-in Name	Machine	Machine	Write-in Name	Machine	Machine		
Merchantville	ANTISHA L MEISNER	25560	XNHTN	Merchantville	ANTISHA L MEISNER	25560	XNHTN	Merchantville	ANTISHA L MEISNER	25560	XNHTN
	LYNNEGEDDES	25560	XNUFC		LYNNEGEDDES	25560	XNUFC		LYNNEGEDDES	25560	XNUFC
	MARK IANNUCCI	25560	XNUJH		MARK IANNUCCI	25560	XNUJH		MARK IANNUCCI	25560	XNUJH
	LYNNEGEDDES	25560	XNJJM		LYNNEGEDDES	25560	XNJJM		LYNNEGEDDES	25560	XNJJM
	LYNNEGEDDES	25560	XNURT		LYNNEGEDDES	25560	XNURT		LYNNEGEDDES	25560	XNURT
	ANTISHA MEISNER	25560	XNUJZ		ANTISHA MEISNER	25560	XNUJZ		ANTISHA MEISNER	25560	XNUJZ
	LYNNEGEDDES	25560	XNHHH		LYNNEGEDDES	25560	XNHHH		LYNNEGEDDES	25560	XNHHH
	ANJALI	25560	XNVRT		ANJALI	25560	XNVRT		ANJALI	25560	XNVRT
	ANTISHA MEISNER	25560	XNVRT		ANTISHA MEISNER	25560	XNVRT		ANTISHA MEISNER	25560	XNVRT
	LYNNEGEDDES	25561	XNHTM		LYNNEGEDDES	25561	XNHTM		LYNNEGEDDES	25561	XNHTM
	GEDDES-	25561	XNHTN		GEDDES-	25561	XNHTN		GEDDES-	25561	XNHTN
	ANTISHA MEISNER	25561	XNHTX		ANTISHA MEISNER	25561	XNHTX		ANTISHA MEISNER	25561	XNHTX
	LYNNEGEDDES	25561	XNUZN		LYNNEGEDDES	25561	XNUZN		LYNNEGEDDES	25561	XNUZN
	GEDDES	25561	XNCCJ		GEDDES	25561	XNCCJ		GEDDES	25561	XNCCJ
	LYNNEGEDDES	25561	XNCCN		LYNNEGEDDES	25561	XNCCN		LYNNEGEDDES	25561	XNCCN
	ANTISHA MEISNER	25561	XNCCR		ANTISHA MEISNER	25561	XNCCR		ANTISHA MEISNER	25561	XNCCR
	FREDERICK MICHEL	25561	XNRRF		FREDERICK MICHEL	25561	XNRRF		FREDERICK MICHEL	25561	XNRRF
	PATRICK HENRY	25561	XNRRN		PATRICK HENRY	25561	XNRRN		PATRICK HENRY	25561	XNRRN
	LYNNEGEDDES	25561	XNRRR		LYNNEGEDDES	25561	XNRRR		LYNNEGEDDES	25561	XNRRR
	ANASTASIA MEISNER	25561	XNRFN		ANASTASIA MEISNER	25561	XNRFN		ANASTASIA MEISNER	25561	XNRFN
	GENE FITZGERALD	25562	XNUJN		GENE FITZGERALD	25562	XNUJN		GENE FITZGERALD	25562	XNUJN
	HARRY DAVIS	25562	XNUJX		HARRY DAVIS	25562	XNUJX		HARRY DAVIS	25562	XNUJX
	ANTISHA MEISNER	25562	XNUJZ		ANTISHA MEISNER	25562	XNUJZ		ANTISHA MEISNER	25562	XNUJZ
	KEVIN IMPELLIZERI	25562	XNNHM		KEVIN IMPELLIZERI	25562	XNNHM		KEVIN IMPELLIZERI	25562	XNNHM

Local BOE-Mt Ephraim Boro UNEX 1Yr  
Vote For One

Political Subdivision:	Write-in Name	Machine	Machine	Write-in Name	Machine	Machine	Write-in Name	Machine	Machine		
Mt Ephraim	DEEZ NUTZ	25238	XNCCJ	Mt Ephraim	DEEZ NUTZ	25238	XNCCJ	Mt Ephraim	DEEZ NUTZ	25238	XNCCJ
	HOLLY MARRONE	25238	XNCHX		HOLLY MARRONE	25238	XNCHX		HOLLY MARRONE	25238	XNCHX
	FRANK FRANKOWSKI	25238	XNCJR		FRANK FRANKOWSKI	25238	XNCJR		FRANK FRANKOWSKI	25238	XNCJR
	JOE MCAHON	25238	XNHFC		JOE MCAHON	25238	XNHFC		JOE MCAHON	25238	XNHFC
	HOLLY MARRONE	25238	XNHFR		HOLLY MARRONE	25238	XNHFR		HOLLY MARRONE	25238	XNHFR
	FRANK FRANKOWSKI	25238	XNHFZ		FRANK FRANKOWSKI	25238	XNHFZ		FRANK FRANKOWSKI	25238	XNHFZ
	FRANK FRANKOWSKI	25238	XNUJZ		FRANK FRANKOWSKI	25238	XNUJZ		FRANK FRANKOWSKI	25238	XNUJZ
	KAREN POPELAK	25238	XNNHU		KAREN POPELAK	25238	XNNHU		KAREN POPELAK	25238	XNNHU





CAM\_20171107\_E  
November 7, 2017  
Personal Choice Detail by Political Subdivision  
Camden County

Local BOE- Oaklyn UNEX  
Vote for Two

Political Subdivision: Write-in Name	Oaklyn	Machine	Vote for Two	Machine	Vote for Two
DENISE BUCZKO		25245	XNNRM		
DENISE BUCZKO		25245	XNRFH		
KATHLEEN MCGUCKIN		25245	XNRFJ		
DEAN		25567	XNCCZ		
HOLLY MARGLIANO		25567	XNCRX		
DENISE BUCZKO		25567	XNHFF		
SAMANTHA PRICE		25567	XNHFJ		
RICHARD SANTOS		25567	XNHTF		
SAMNTHA PRICE		25567	XNINCH		
LINDA METZ		25567	XNNMIM		
DENISE BUCZKO		25568	XNCCM		
DENISE BUCZO		25568	XNCRF		
DENISE BUCZKO		25568	XNHTZ		
DENISE BUCZKO		25568	XNCCC		
DENISE BUCZKO		25568	XNRMX		
MAUREEN LEARY		25569	XNCJR		
ADAM SHERR		25569	XNCRX		
KEVIN MORAN		25569	XNUTJ		
A		25569	XNUTN		
A		25569	XNUTR		
DENISE BUCZKO		25569	XNHFH		
DENISE BUCZKO		25569	XNHHH		
DENISE BUCZKO		25569	XNNHR		
SAMANTHA KIRK		25569	XNRRR		
DENISE BUCZKO		25570	XNCRX		
MICKEY-MOUSE		25570	XNHFC		
DENISE BUCZKO		25570	XNUGC		
ADAM SHER		25570	XNJRR		
DENISE BOCZKO		25570	XNUTF		
SANDRA HART		25570	XNUTJ		
GENE FERGUSON		25570	XNUTH		
DENISE BUCZKO		25570	XNNMC		
GENE FERGUSON		25570	XNRFN		
DENISE BUCZKO		25570			

CAM\_20171107\_E  
November 7, 2017  
Personal Choice Detail by Political Subdivision  
Camden County

Local BOE- Oaklyn Boro  
Vote for Three

Political Subdivision: Write-in Name	Oaklyn	Machine	Vote for Three	Machine	Vote for Three
SAMANTHA PRICE		25242	XNHFT		
DENISEBUCZKO		25242	XNNMX		
STOPCASSEL		25243	XNHFT		
NOCASSEL		25243	XNHFT		
NOCASSEL		25243	XNHFT		
DENISE BULZAGO		25243	XNHFX		
BUZOKO		25244	XNCCF		
DENISE BUCZKO		25244	XNUIZ		
KRISTEN POLLACK		25245	XNCCR		
DENISE BUCZKO		25245	XNCCR		
DENISE-BUCZKO		25245	XNUTJ		
BUZOKO		25245	XNUTJ		
BUZOKO		25245	XNUTJ		
SAMANTHA PRICE		25567	XNNMJ		
GOSSIPSEVIL		25568	XNCRG		
DENISE BUCZKO		25568	XNHJT		
DENISE BUCKZO		25569	XNCCN		
KEVIN MORAN		25569	XNUTJ		
KEVIN MORAN		25569	XNUTJ		
KEVIN MORAN		25569	XNUTJ		
N		25569	XNUTN		
A		25569	XNUTN		
A		25569	XNUTN		
ADAM S HERR		25569	XNUIZ		
DENISE BUCKZO		25569	XNNRC		
BUZKO		25569	XNNRN		
GENE FERGUSON		25570	XNUGC		
DENISE BUCZKO		25570	XNUIF		
DONALD HART		25570	XNUIF		
ANY OTHER PERSON		25570	XNUIF		
DENISE-BUCZKO		25570	XNRFH		
BUCHIZO		25570	XNRFX		

Pennsauken Twp Committee UNEX  
Vote For One

Political Subdivision: Write-in Name	Pennsauken	Machine	Vote for One	Machine	Vote for One
NONE		25246	XNNRM		

CAM\_20171107\_E  
November 7, 2017  
Personal Choice Detail by Political Subdivision  
Camden County

Pennsauken Twp Committee UNEX  
Vote For One

Political Subdivision:	Write-in Name	Machine	Vote For One	Machine	Vote Tag
Pennsauken	JAY DOSKIS	25247		XNCTX	
	PAUL LUCAS	25247		XNJMU	
	STEVEN J KANE JR	25248		XNCRJ	
	JOANN YOUNG	25249		XNCCZ	
	SHAKIR ALI	25250		XNCCR	
	JENN SUPIOT	25250		XNNRM	
	HANNAH CAREY	25251		XNCRG	
	TOM LINEMAN	25251		XNUXZ	
	FANOURIOS SEINDANIS	25252		XNHFC	
	NONE	25252		XNXCJ	
	ANTHONYKIVENAQUILINO	25254		XNHFR	
	TROY	25255		XNHFN	
	JJ SMITH IV	25256		XNXCJ	
	RYAN WEID	25256		XNJMC	
	SUZANNE PAUL	25257		XNNCH	
	JOSHUA DOUGHERTY	25258		XNCHT	
	TIM EVERETT	25258		XNCRJ	
	ORLANDO MONACO	25258		XNCCC	
	MIKE MINNION	25259		XNCMM	
	RICH-LAMOTHE	25259		XNRFX	
	RICHARD HEADLEY	25264		XNRFX	
	ROBERT YATES	25265		XNCRF	
	FRED MCGHEE	25265		XNNMC	
	RANDOLPHE HOLLOWAN	25572		XNHTC	
	MICKEY-MOUSE	25575		XNCMX	
	STEPHEN KANE JR	25575		XNNHH	
	FRANKLIN FRAKE	25576		XNCHF	
	WILLIAM-FINNEGAN	25576		XNHFT	
	FRANKLIN FRAKE	25576		XNUJZ	
	U R KIDDING	25577		XNNRF	
	WILLIAM-FINNEGAN	25580		XNHZF	
	JAMES HUTTON	25580		XNRRM	
	BRIANA-	25584		XNCRG	
	BILL-FINEGAN	25587		XNCRM	
	KRISTEN MATEO	25588		XNCNX	
	M. JEFFREY FEIN	25588		XNHFT	
	CHARLES CAREY	25588		XNHTT	
	MONICA SOHLER	25589		XNCMJ	
	KEVIN MORAN	25591		XNHFC	

CAM\_20171107\_E  
November 7, 2017  
Personal Choice Detail by Political Subdivision  
Camden County

Pennsauken Twp Committee UNEX  
Vote For One

Political Subdivision:	Write-in Name	Machine	Vote For One	Machine	Vote Tag
Pennsauken	PETER AMBRUCH	25591		XNUJZ	
	JOHN COFFEY	25593		XNCJM	
	BELLA FRANCESCONI	25593		XNUZN	
	SILQUIA PERREZ	25594		XNRFN	
	MYDICK	25596		XNUJT	

Political Subdivision:	Write-in Name	Machine	Vote For Two	Machine	Vote Tag
Pennsauken	ELISE SADLER-WILLIAMS	25247		XNUCT	
	DENNIS ARCHBLE	25248		XNCHZ	
	DANIEL OKANE	25250		XNCCR	
	JAY DOSKIS	25250		XNNRM	
	FANOURIOS SEINDANIS	25252		XNHFC	
	JERRY BENNETT	25253		XNCMJ	
	DEREK MARTIN	25254		XNCMT	
	RONNIE-JONES	25254		XNNCH	
	LARRY DAVID III	25256		XNUJC	
	RYAN WEID	25256		XNJMC	
	FINNEGAN	25263		XNCMF	
	PAT MCGHEE	25265		XNNMC	
	DONALD-DUCK	25575		XNCMX	
	STEPHEN C HILL	25579		XNNHF	
	VINCE SQUIRE	25581		XNUJZ	
	TOM	25584		XNCRG	
	JOE DUFFY	25588		XNCCR	
	KRISTEN MATEO	25588		XNCNX	
	M. JEFFREY FEIN	25588		XNHFT	
	PETER AMBRUCH	25591		XNUJZ	

Political Subdivision:	Write-in Name	Machine	Vote For Three	Machine	Vote Tag
Pennsauken	KURT PRATT	25247		XNCHN	
	STEPHANIE OKANE	25250		XNCCR	





CAM\_20171107\_E  
November 7, 2017  
Personal Choice Detail by Political Subdivision  
Camden County

Local BOE- Pine Hill Boro  
Vote for Three

Political Subdivision:	Write-in Name	Machine	Machine	Write-in Name	Machine	Machine	Write-in Name	Machine	Machine	Write-in Name	Machine	Machine
Pine Hill	ROXANNE EVANS	25273	XNNHZ	JASON STEVICK	25604	XNHFX	Runnemedede			Runnemedede		
	SEAN FARRELL	25274	XNJMF	MICKEY MOUSE	25604	XNJFJ						
	SEAN FARRELL	25274	XNJMF	EDWARD WHITE	25605	XNNRZ						
	SEAN FARRELL	25274	XNJMF	FREDS WHEELCHAIR	25606	XNCCT						
	CHRISTINE BOYD	25274	XNUZJ	FREDS WHEELCHAIR	25606	XNCHT						
	CHRISTINE BOYD	25274	XNCR	MATTHEW HARRIS	25606	XNHTJ						
	ARIN SCOTT	25275	XNCJM	DAN CONARD	25606	XNHTJ						
	ARIN SCOTT	25275	XNCJM	SAMANTHA SPAULDING	25686	XNCMZ						
	ARIN SCOTT	25275	XNCJM	BOB HENRY	25686	XNCMZ						
	SUZANNE YOUNG	25275	XNCMT	EDWHITE	25686	XNHFN						
	SUZANNE YOUNG	25275	XNCMT	DENISE BUZZ	25686	XNRRR						
	SUZANNE YOUNG	25275	XNCMT	TOM TERRIFIC	25700	XNJTR						
	DR.TOVAA-SAMUELS	25595	XNNIH	MINNIE	25700	XNJTR						
	BOB STROUP	25599	XNCFX	NONE OF THE ABOVE	25700	XNRFX						
	CHRISTINE-BOYD	25599	XNJMX	ANYONE ELSE	25700	XNRFX						
	CHRISTINE BOYD	25599	XNRF	TIM SMITH	25700	XNRRR						
	CHRISTINE	25599	XNRFH	JUSTIN CLAYTON	25700	XNRRR						
	ANDREA-FINKEL	25706	XNCHZ									
	THUNDER-NIGHTHAWK	25706	XNJMR									
	THUNDER-NIGHTHAWK	25706	XNJMR									
	THUNDER-NIGHTHAWK	25706	XNJMR									
	BOYD	25739	XNRRM									

Runnemedede Council  
Vote for Two

Political Subdivision:	Write-in Name	Machine	Machine	Write-in Name	Machine	Machine	Write-in Name	Machine	Machine	Write-in Name	Machine	Machine
Runnemedede	JOE IMPO	25276	XNCCM	DANIEL MURRY	25276	XNCMH	Runnemedede			Runnemedede		
	DAVID WALKER	25277	XNCCJ	DAN MURRAY	25276	XNHFN						
	RICHARD ERECTO	25277	XNHF	LAEL-BRATTAN	25276	XNHFR						
	ALFRED LOVER	25277	XNNRN	DANIEL MURRAY	25276	XNUZZ						
	LEOENGSTROM	25281	XNCCF	JOE IMPO	25276	XNCCM						
	LARRY WASHART	25281	XNHFT	DANIEL MURRAY	25276	XNNRC						
	JACK SHAW	25281	XNJTC	JOAN TORRES	25276	XNRF						
	HARRIET ALBERTSON	25281	XNJTC	BARBARA SAMS	25276	XNRMX						
	REBECCA NAPHSY	25281	XNNMJ	DAVID WALKER	25277	XNCCJ						
	ED WHITE	25603	XNHFT	NA	25277	XNCCN						
	WALTER STUCKERT	25604	XNHFX	SEAN HARKINS	25277	XNCRH						
				KAREN FAZI	25277	XNHFF						
				KEVIN BRADY	25277	XNHFF						
				DAN MURRAY	25277	XNHTR						
				DANIEL MURRAY	25277	XNUTH						
				DANIEL MURRAY	25277	XNNRN						

CAM\_20171107\_E  
November 7, 2017  
Personal Choice Detail by Political Subdivision  
Camden County

Runnemedede Council  
Vote for Two

Political Subdivision:	Write-in Name	Machine	Machine	Write-in Name	Machine	Machine	Write-in Name	Machine	Machine	Write-in Name	Machine	Machine
Runnemedede	JASON STEVICK	25604	XNHFX	DANIEL MURRY	25276	XNCMH	Runnemedede			Runnemedede		
	MICKEY MOUSE	25604	XNJFJ	DAN MURRAY	25276	XNHFN						
	EDWARD WHITE	25605	XNNRZ	LAEL-BRATTAN	25276	XNHFR						
	FREDS WHEELCHAIR	25606	XNCCT	DANIEL MURRAY	25276	XNUZZ						
	FREDS WHEELCHAIR	25606	XNCHT	JOE IMPO	25276	XNCCM						
	MATTHEW HARRIS	25606	XNHTJ	DANIEL MURRAY	25276	XNNRC						
	DAN CONARD	25606	XNHTJ	JOAN TORRES	25276	XNRF						
	SAMANTHA SPAULDING	25686	XNCMZ	BARBARA SAMS	25276	XNRMX						
	BOB HENRY	25686	XNCMZ	DAVID WALKER	25277	XNCCJ						
	EDWHITE	25686	XNHFN	NA	25277	XNCCN						
	DENISE BUZZ	25686	XNRRR	SEAN HARKINS	25277	XNCRH						
	TOM TERRIFIC	25700	XNJTR	KAREN FAZI	25277	XNHFF						
	MINNIE	25700	XNJTR	KEVIN BRADY	25277	XNHFF						
	NONE OF THE ABOVE	25700	XNRFX	DAN MURRAY	25277	XNHTR						
	ANYONE ELSE	25700	XNRFX	DANIEL MURRAY	25277	XNUTH						
	TIM SMITH	25700	XNRRR	DANIEL MURRAY	25277	XNUTH						
	JUSTIN CLAYTON	25700	XNRRR	DANIEL MURRAY	25277	XNNRN						

Local BOE-Runnemedede Boro UNEX  
Vote for One

Political Subdivision:	Write-in Name	Machine	Machine	Write-in Name	Machine	Machine	Write-in Name	Machine	Machine	Write-in Name	Machine	Machine
Runnemedede	DANIEL MURRY	25276	XNCMH	DANIEL MURRY	25276	XNCMH	Runnemedede			Runnemedede		
	DAN MURRAY	25276	XNHFN	DAN MURRAY	25276	XNHFN						
	LAEL-BRATTAN	25276	XNHFR	LAEL-BRATTAN	25276	XNHFR						
	DANIEL MURRAY	25276	XNUZZ	DANIEL MURRAY	25276	XNUZZ						
	JOE IMPO	25276	XNCCM	JOE IMPO	25276	XNCCM						
	DANIEL MURRAY	25276	XNNRC	DANIEL MURRAY	25276	XNNRC						
	JOAN TORRES	25276	XNRF	JOAN TORRES	25276	XNRF						
	BARBARA SAMS	25276	XNRMX	BARBARA SAMS	25276	XNRMX						
	DAVID WALKER	25277	XNCCJ	DAVID WALKER	25277	XNCCJ						
	NA	25277	XNCCN	NA	25277	XNCCN						
	SEAN HARKINS	25277	XNCRH	SEAN HARKINS	25277	XNCRH						
	KAREN FAZI	25277	XNHFF	KAREN FAZI	25277	XNHFF						
	KEVIN BRADY	25277	XNHFF	KEVIN BRADY	25277	XNHFF						
	DAN MURRAY	25277	XNHTR	DAN MURRAY	25277	XNHTR						
	DANIEL MURRAY	25277	XNUTH	DANIEL MURRAY	25277	XNUTH						
	DANIEL MURRAY	25277	XNNRN	DANIEL MURRAY	25277	XNNRN						





CAM\_20171107\_E  
November 7, 2017  
Personal Choice Detail by Political Subdivision  
Camden County

Local BOE- Runnemede Boro  
Vote for Three

Political Subdivision:	Write-in Name	Machine	Voter Tag
Runnemede	DAN MURRY	25606	XNCCC
	MICHAEL NAPHTS	25606	XNCCY
	DANIEL MURRAY	25606	XNCHC
	DANIEL MURRAY	25606	XNCHF
	REBECCA NAPHTS	25606	XNCHT
	BARBIE PIPPIN SAMS	25606	XNCHM
	ROBERT-F-BAUR	25606	XNCHN
	TIM KISSAM	25606	XNCHX
	DAN MURRY	25606	XNHFR
	DANIEL MURPHY	25606	XNJRN
	DANIEL MURRAY	25606	XNJTC
	DANIEL MURREY	25606	XNNMT
	BARBARA SAMS	25606	XNNIX
	BARB PIPPEN	25686	XNCMZ
	DAN MURRAY	25686	XNHFN
	BARBARA SAMS	25688	XNRMF
	DAN MURRAY	25698	XNRMV
	DENISE BUZZ	25698	XNRRR
	DAN MURRAY	25700	XNCCZ
	RICHARD FORMAN	25700	XNNHH
	MARCELLA BRATTAN	25700	XNRFY
	GLYN BRATTAN	25700	XNRFZ
	CRAIG JONES	25700	XNRFY
	DANIEL MURRAY	25730	XNCRF
	DANIEL MURRAY	25730	XNHFC
	DANIEL MURRAY	25730	XNNRZ

Somerdale Council  
Vote for Two

Political Subdivision:	Write-in Name	Machine	Voter Tag
Somerdale	SHERYL-BALD	25282	XNCHM
	JOHN GRINNELL	25282	XNCZT
	JIM-ABBOTT	25284	XNCMX
	MARK A RESSA	25607	XNHTC
	SHERYL BALD	25607	XNJMF
	ZACH INGENERI	25609	XNNRC

CAM\_20171107\_E  
November 7, 2017  
Personal Choice Detail by Political Subdivision  
Camden County

Sterling Regional Member BOE Somerdale UNEX  
Vote For One

Political Subdivision:	Write-in Name	Machine	Voter Tag
Somerdale	ANYONE-ELSE	25282	XNCFR
	ROB STONE	25607	XNNHJ
	BARNEY STINSON	25610	XNCCF

Sterling Regional Member BOE Somerdale  
Vote for One

Political Subdivision:	Write-in Name	Machine	Voter Tag
Somerdale	ANYONE-ELSE	25282	XNCFR
	BARNEY STINSON	25610	XNCCF

Local BOE- Somerdale Boro  
Vote for Three

Political Subdivision:	Write-in Name	Machine	Voter Tag
Somerdale	JOHN GRINNELL	25282	XNCZT
	MICKEY MOUSE	25282	XNUZZ
	JEEEEEEZE	25607	XNCCZ
	SHERYL BALD	25607	XNJMF
	PZ MATTHEWS	25608	XNUZH

Stratford Council  
Vote for Two

Political Subdivision:	Write-in Name	Machine	Voter Tag
Stratford	KEVIN BARNES	25287	XNUJF
	JOHN KRIHWAN	25287	XNUJF
	MICHAEL HANNA	25612	XNNRZ
	MORELLI RINGER	25614	XNCHX
	COURT HAUL	25614	XNCHX

CAM\_20171107\_E  
November 7, 2017  
Personal Choice Detail by Political Subdivision  
Camden County

Sterling Regional Member BOE Stratford  
Vote for One

Political Subdivision: Write-in Name	Stratford	Machine	Vote For One	Machine	Vote Tag
DOUGLAS-J-PRICE		25287	XNNHX		
HAN SOLO		25288	XNNCR		
SUSANN DYBUS		25289	XNUFR		
LORI-JONES		25614	XNCCM		
PENNY WISE		25614	XNCHX		
SUSAN DYBUS		25614	XNNHR		
SUSANN DYBUS		25614	XNNHZ		
LEE SHEILDS		25616	XNUFM		
ROGER-CUITTA		25616	XNRRR		

Local BOE-Stratford UNEX  
Vote For One

Political Subdivision: Write-in Name	Stratford	Machine	Vote For One	Machine	Vote Tag
NOAH SENATORE		25286	XNHFC		
SUSAN DYBUS		25286	XNHFJ		
ROBERT D STONE		25286	XNHHT		
MANDY CONWAY		25286	XNJZN		
SUSAN DYBUS		25286	XNNHC		
JOHN-DUDLEY		25286	XNNRH		
ROBERT D STONE		25286	XNNRM		
KRISTINA SWANSON		25286	XNNRT		
ROBERTSTONE		25287	XNCMZ		
SUSANN DYBUS		25287	XNCRC		
ERIN GALLUCI		25287	XNCRZ		
COLLINR		25287	XNHFR		
JOHN KRIHWAN		25287	XNUFR		
LORI-JONES		25287	XNJTN		
JOHN KRIHWAN		25287	XNNHH		
LORI JONES		25287	XNNMC		
ROB STONE		25287	XNNMH		
SUSANN DYBUS		25287	XNRMZ		
ROBERT D STONE		25288	XNCMR		
PAUL SANGORN		25288	XNHTM		
NONE		25288	XNUFC		
VINCENT RISPO		25288	XNUJZ		
ROBERT D STONE		25288	XNUTJ		
HAN SOLO		25288	XNNCR		

CAM\_20171107\_E  
November 7, 2017  
Personal Choice Detail by Political Subdivision  
Camden County

Local BOE-Stratford UNEX  
Vote For One

Political Subdivision: Write-in Name	Stratford	Machine	Vote For One	Machine	Vote Tag
LORI JONES		25288	XNNRJ		
KIM-GILLIGAN		25288	XNRFK		
ROBERT D STONE		25288	XNRFK		
ROBERT D. STONE		25288	XNRRM		
N---SUSANN DYBUS		25289	XNCZ		
ROBERT D STONE		25289	XNCHR		
SUE DYBUS		25289	XNCRJ		
LORI JONES		25289	XNCRX		
FRANCIS SMITH		25289	XNCZT		
SUSANN DYBUS		25289	XNCZX		
LORI JONES		25289	XNHFT		
LORI JONES		25289	XNJUZ		
SUSANN DYBUS		25289	XNUFM		
ROBERTA CORRY		25289	XNJRC		
LORI JONES		25289	XNJRF		
JASON DELGROSSO		25289	XNJZX		
LORI JONES		25289	XNNHM		
SUSANN DYBUS		25289	XNNRM		
SUSANN DYBUS		25289	XNRMZ		
SAMANTHA WAGNER		25290	XNNMZ		
SUSAN DYBUS		25291	XNCGF		
SUSANN DYBUY		25291	XNCHU		
SUSANN DYBUS		25291	XNCHZ		
SUSANN-DYBUS		25291	XNCRR		
ROBERT STONE		25291	XNHHT		
JOSEPH ROMANO		25291	XNUJF		
SUSANN DYBUS		25291	XNNMF		
ROBERT D STONE		25291	XNNMJ		
ED MARTIN		25291	XNNRJ		
SUSAN DYBUS		25611	XNCCF		
DEVON TABOR		25611	XNCCJ		
MIKE TOLOMEO		25611	XNCJR		
JOHN KEENAN JR		25611	XNHFN		
ED		25611	XNHFT		
ROB STONE		25611	XNUTZ		
ROB STONE		25611	XNCC		
SUSANN DYBUS		25611	XNNHN		
SUSANN DYBUS		25611	XNNHX		
SUSAN DYBUS		25611	XNNHZ		

CAM\_20171107\_E  
November 7, 2017  
Personal Choice Detail by Political Subdivision  
Camden County

Local BOE-Stratford UNEX  
Vote For One

Political Subdivision:	Write-in Name	Machine	Vote For One
Stratford	ROBERT STONE	25611	XNNMZ
	ROURKE DECKER	25612	XNCCM
	ROBERT D STONE	25612	XNCCCT
	SUSAN DYBUS	25612	XNCCX
	MIKE SANTORO	25612	XNCMJ
	JOAN ZINGARO	25612	XNHFN
	SUSANN DYBUS	25612	XNHTF
	SUSANN DYBUS	25612	XNUFF
	ROBERT D STONE	25612	XNJFT
	HELEN MURPHY	25612	XNJFT
	BARBARACAMPANELLA	25612	XNINCH
	ROBERT D STONE	25612	XNNHH
	KEN CARMAN	25612	XNNMF
	SUE DYBUS	25612	XNNMX
	SUSAN DYBUS	25612	XNNRN
	MICHAEL HANNA	25612	XNNRZ
	SUE DYBUS	25613	XNCMX
	ROBERT STONE	25613	XNCCC
	ROBERT D STONE	25613	XNNHX
	ROBERT D STONE	25613	XNNMT
	LORI JONES	25613	XNNRM
	ROBERT D STONE	25613	XNNRT
	SUSANN DYBUS	25614	XNCHT
	LORI JONES	25614	XNCJR
	ROBERT STONE	25614	XNHFC
	LORJONES	25614	XNHFF
	JEFF-OHLINGER	25614	XNJTC
	SUSAN DYBUS	25614	XNUZH
	ROBERT STONE	25614	XNUZX
	SUSAN DYBUS	25614	XNNHR
	SUSANN DYBUS	25614	XNNMJ
	COLLEEN HOYLE	25615	XNNMZ
	TOM PIROZZI	25616	XNCJH
	SUSANN DYBUS	25616	XNCCM
	JOHN MARCH	25616	XNHFZ
	TIM KANE	25616	XNUJM
	JOSEPH TULLY	25616	XNNHX

CAM\_20171107\_E  
November 7, 2017  
Personal Choice Detail by Political Subdivision  
Camden County

Local BOE-Stratford Boro  
Vote For Three

Political Subdivision:	Write-in Name	Machine	Vote For Three
Stratford	SUSAN DYBUS	25286	XNHFJ
	DYBUS	25287	XNHFR
	JOHN KRIHWAN	25287	XNUFR
	JOHN KRIHWAN	25287	XNUFR
	ROBERT STONE	25287	XNUTH
	ROBERT D STONE	25287	XNNHX
	KIM-GILLIGAN	25288	XNRF
	SUSANN DYBUS	25289	XNCF
	SUSAN DYBUS	25289	XNCRF
	SUE DYBUS	25289	XNCRJ
	LORI JONES	25289	XNUCZ
	SUSANN DYBUS	25289	XNUFR
	ROBERT STONE	25289	XNUFZ
	SUSANN DYBUS	25289	XNURN
	ROBERT D STONE	25291	XNNMJ
	SUE SOBOLIEWSKI-DYBUS	25612	XNHFX
	ROBERT D STONE	25613	XNCMF
	LORI JONES	25613	XNCMX
	NAPA AUTO PARTS	25614	XNCHX
	ERNESTO PEREZ INDUSTRIES	25614	XNCHX
	SUSAN DYBUS	25614	XNCFN
	SUSAN DYBUS	25614	XNNHR
	SUSANN DYBUS	25616	XNCCC
	SUZANE DYBUS	25616	XNCJM
	EMILY KANE	25616	XNUTH
	ROBERT STONE	25616	XNNHX
	SUSANN DYBUS	25616	XNNMC
	STONE	25616	XNRFN

Voorhees Twp. Committee  
Vote for Two

Political Subdivision:	Write-in Name	Machine	Vote For Two
Voorhees	IAN MENEWISCH	25303	XNUJZ
	ALEX MOUCHA	25306	XNCHN
	DERESE-FISHER	25618	MMHXT

CAM\_20171107\_E  
November 7, 2017  
Personal Choice Detail by Political Subdivision  
Camden County

Eastern Cam Co Regional Member BOE Voorhees  
Vote for Two

Political Subdivision:	Write-in Name	Machine	Voter Tag
Voorhees	NA	25292	XNCZT
	NA	25292	XNCZT
	JOAN AUSTAN	25297	XNRF
	JOHN PUSCIAN	25298	XNCMC
	CHOW	25305	XNJMM
	RANDI-KESSLER	25306	XNCJT
	JOE-LOVERDI	25307	XNCMN
	MICKEY MOUSE	25617	XNJMZ
	DERESE-FISHER	25618	MMHXT
	PAULINE WILLIAMS	25621	XNJRR
	KEITH WILLIAMS	25621	XNJRR
	ANDREW KARCSH	25626	XNJTH
	CHOW	25628	XNHTJ
	DAVID M. LIPSCHUTZ	25630	XNRRM
	ADAM J. RICHMAN	25630	XNRRM
	EDWARD J. RAMOSKA	25632	XNCRP
	EDWARD J. RAMOSKA	25632	XNCRP
	DEVYN SHAPIRO	25632	XNJZN
	LESLIE PUENTE-ERVIN	25634	XNHFJ
	MARK ROMA	25689	XNCMZ
	AMY CARTER	25689	XNCMZ

Local BOE- Voorhees  
Vote for Three

Political Subdivision:	Write-in Name	Machine	Voter Tag
Voorhees	NA	25292	XNCZT
	NA	25292	XNCZT
	NA	25292	XNCZT
	JOAN AUSTAN	25297	XNRF
	JOAN AUSTAN	25297	XNRF
	TROY-BROCCO	25299	XNJFR
	PAT-KEATING	25300	XNJZC
	PAT-KEATING	25300	XNJZC
	PAT-KEATING	25300	XNJZC
	GREG-SANTORE	25302	XNCJR
	KAUSHAL TOP	25304	XNJZH
	DERESE-FISHER	25618	MMHXT

November 08, 2017 11:11 AM

Page 89 of 94

CAM\_20171107\_E  
November 7, 2017  
Personal Choice Detail by Political Subdivision  
Camden County

Local BOE- Voorhees  
Vote for Three

Political Subdivision:	Write-in Name	Machine	Voter Tag
Voorhees	CHRISTINE KEEFE	25619	XNNMM
	ALEXANDRA FORMOSA	25619	XNNMM
	NELSON-NEGRONI-BERRIOS	25621	XNCCM
	PAULINE WILLIAMS	25621	XNJRR
	KEITH WILLIAMS	25621	XNJRR
	JEMILAT ADEBIYI	25621	XNJRR
	PATRICK KEATING	25627	XNRM
	EDWARD J. RAMOSKA	25632	XNCRP
	EDWARD J. RAMOSKA	25632	XNCRP
	EDWARD J. RAMOSKA	25632	XNCRP
	MARK ROMA	25689	XNCMZ
	AMY CARTER	25689	XNCMZ
	RANDI KESSLER	25721	XNCCM

Waterford Twp. Committee  
Vote for Two

Political Subdivision:	Write-in Name	Machine	Voter Tag
Waterford	LARRY GRAY	25311	XNCMM
	LARRY GRAY	25311	XNHFN
	VOID	25313	XNCRZ
	BRENDA MINION	25313	XNHFC
	ANTOINETTE BUSBEE	25313	XNHFC
	HUNG CHOU	25316	XNCZT
	HARRY WALTON	25316	XNCZT
	DANIEL LICATA	25316	XNNMN
	LARRY GRAY	25317	XNCMC
	WADE	25640	XNCCN
	NONE	25702	XNCMJ
	NONE	25702	XNCMJ

Local BOE- Waterford Township  
Vote for Three

Political Subdivision:	Write-in Name	Machine	Voter Tag
Waterford	DANIEL LICATA	25312	XNNRH
	JASON SMITH	25312	XNNRH

November 08, 2017 11:11 AM

Page 90 of 94



CAM\_20171107\_E  
November 7, 2017  
Personal Choice Detail by Political Subdivision  
Camden County

Local BOE- Waterford Township  
Vote for Three

Political Subdivision:	Write-in Name	Machine	Voter Tag
Waterford	WADE	25313	XNCCF
	WADE	25313	XNCCF
	WADE	25313	XNCCF
	JAY-EWAN	25314	XNCFI
	HUNG CHOU	25316	XNCZT
	LINDA-SNUFFIN	25636	XNCFH
	RALPH PACITTO	25636	XNUJZ
	DR. NICHOLAS DELONG JR.	25636	XNUJZ
	STEPHANIEBELCHER	25638	XNJZH
	JAY EWAN	25639	XNUJM
	ROSALYN RUSCIANI	25641	XNCCM
	LEONARD RUSCIANI	25641	XNCCM
	MARTY BENDORF	25641	XNUMJ
	BOB MELNICOFF	25641	XNUMJ
	NONE	25702	XNCMJ
	NONE	25702	XNCMJ
	NONE	25702	XNCMJ
	CURT ABBOTT	25702	XNRRM

Local BOE- Winslow Township  
Vote for Three

Political Subdivision:	Write-in Name	Machine	Voter Tag
Winslow	RICHARD THORNE	25321	XNUJT
	KEVIN CALDWELL	25321	XNUJT
	ALEXANDER SWAN	25321	XNUJT
	BARRY-WRONG	25321	XNNHU
	BARRY-LOSSI	25321	XNNHJ
	BARRY-ISWRONG	25321	XNNHJ
	THERESA COLLIGON	25323	XNUMH
	DAWN MALLOW	25323	XNUMH
	JOHN SNOW	25324	XNUJN
	WALTER-MCDANIELS	25324	XNNRH
	JOHN RHOADS	25644	XNHFX
	CALYIN RHOADS	25644	XNHFX
	ANDREA RHOADS	25644	XNHFX
	CALYIN-RHOADS	25644	XNUJH
	DAWN MALLOW	25645	XNCFN

CAM\_20171107\_E  
November 7, 2017  
Personal Choice Detail by Political Subdivision  
Camden County

Local BOE- Winslow Township  
Vote for Three

Political Subdivision:	Write-in Name	Machine	Voter Tag
Winslow	BRIAN SACCO	25645	XNUMZ
	DAWN MALLOW	25645	XNRFX
	BARRY-WRONG	25646	XNNHZ
	BARRY-WRONG	25646	XNNHZ
	BARRY-WRONG	25646	XNNHZ
	RUSSELL BATES	25647	XNUJF
	JEREMY YOUNG	25647	XNUJF
	STACIE RICH	25651	XNCRF
	MATT ROBERTS	25651	XNCRF
	CHRISTINE HENRY	25652	XNUJF
	BETH HENRY	25652	XNUJF
	WALTER MCDANIELS	25654	XNCCJ
	CARON CHARNEY	25654	XNUJH
	LUISITA VEGA	25654	XNNRH
	DAWN MALLOW	25655	XNHTM
	CARON CHARNEY	25655	XNHTM
	RUSSELLBATES	25656	XNUJH
	RUSSELL-BATES	25656	XNUJH
	JOE VANDERSLICE	25656	XNRRM
	JOE VANDERSLICE	25656	XNRRM
	JOE VANDERSLICE	25656	XNRRM
	RUSSELL BATES	25657	XNCTM
	SPONGE BOB	25658	XNHTZ
	PORKY	25658	XNHTZ
	MR.CRAB	25658	XNHTZ
	DONALDTRUMP	25659	XNNCC
	WALTERMCDANIELS	25663	XNNMT
	DAWN MALLOW	25664	XNNHC
	CYNDI MOORE	25664	XNNHC
	RUSSELL BATES	25665	XNUJZ
	WALTER MCDANIELS	25667	XNCGH
	TIM MCCARTHY	25667	XNHTM
	GLORIA FIGUEROA	25669	XNUJM
	CARLOS FIGUEROA	25669	XNUJM
	BIANCA ECHEVARRIA	25669	XNUJM
	CYNTHIA MOORE	25674	XNUJZ
	CYNTHIA MOORE	25674	XNNMC
	CYNTHIA MOORE	25675	XNCHX
	DAWN MALLOW	25675	XNCJR

CAM\_20171107\_E  
November 7, 2017  
Personal Choice Detail by Political Subdivision  
Camden County

Local BOE- Winslow Township  
Vote for Three

Political Subdivision: Write-in Name	Winslow	Machine	Vote for Three	Machine	Vote for Three	Machine	Vote for Three	Machine	Vote for Three	Machine	Vote for Three	Machine	Vote for Three
CARON CHARNEY		25675	XNCR	25675	XNCR	25675	XNCR	25675	XNCR	25675	XNCR	25675	XNCR
ABENAMCCLENDON		25675	XNCR	25675	XNCR	25675	XNCR	25675	XNCR	25675	XNCR	25675	XNCR
OWAR ALEGRIA		25676	XNCR	25676	XNCR	25676	XNCR	25676	XNCR	25676	XNCR	25676	XNCR
RICHARD THORNE		25677	XNCR	25677	XNCR	25677	XNCR	25677	XNCR	25677	XNCR	25677	XNCR
KEVIN CALDWELL		25677	XNCR	25677	XNCR	25677	XNCR	25677	XNCR	25677	XNCR	25677	XNCR
ALEXANDER SWAN		25677	XNCR	25677	XNCR	25677	XNCR	25677	XNCR	25677	XNCR	25677	XNCR
NN		25678	XNCR	25678	XNCR	25678	XNCR	25678	XNCR	25678	XNCR	25678	XNCR
JOHN GUTHRIE		25679	XNCR	25679	XNCR	25679	XNCR	25679	XNCR	25679	XNCR	25679	XNCR
DAWN-MALLOUGH		25679	XNCR	25679	XNCR	25679	XNCR	25679	XNCR	25679	XNCR	25679	XNCR
HOMER SIMPSON		25679	XNCR	25679	XNCR	25679	XNCR	25679	XNCR	25679	XNCR	25679	XNCR
DAWN MALLOUGH		25680	XNCR	25680	XNCR	25680	XNCR	25680	XNCR	25680	XNCR	25680	XNCR
CYNTHIA MOORE		25680	XNCR	25680	XNCR	25680	XNCR	25680	XNCR	25680	XNCR	25680	XNCR
REGGIE RUBY		25681	XNCR	25681	XNCR	25681	XNCR	25681	XNCR	25681	XNCR	25681	XNCR
CYNTHIA MOORE		25681	XNCR	25681	XNCR	25681	XNCR	25681	XNCR	25681	XNCR	25681	XNCR

Woodlynn Council  
Vote for Two

Political Subdivision: Write-in Name	Woodlynn	Machine	Vote for Two	Machine	Vote for Two	Machine	Vote for Two	Machine	Vote for Two	Machine	Vote for Two	Machine	Vote for Two
MICKEY MOUSE		25683	XNRF	25683	XNRF	25683	XNRF	25683	XNRF	25683	XNRF	25683	XNRF

Local BOE Woodlynn UNEX 1Yr  
Vote for One

Political Subdivision: Write-in Name	Woodlynn	Machine	Vote for One	Machine	Vote for One	Machine	Vote for One	Machine	Vote for One	Machine	Vote for One	Machine	Vote for One
SAMANTHA KIRBY		25682	XNHT	25682	XNHT	25682	XNHT	25682	XNHT	25682	XNHT	25682	XNHT
SAMANTHA REECE		25683	XNCR	25683	XNCR	25683	XNCR	25683	XNCR	25683	XNCR	25683	XNCR
STEPHEN ZINNERMAN		25683	XNCR	25683	XNCR	25683	XNCR	25683	XNCR	25683	XNCR	25683	XNCR
ALYSYA CUERVAS		25683	XNHF	25683	XNHF	25683	XNHF	25683	XNHF	25683	XNHF	25683	XNHF
SAMANTHA-KIRBY		25683	XNCR	25683	XNCR	25683	XNCR	25683	XNCR	25683	XNCR	25683	XNCR
SAMANTHA-KIRBY		25683	XNCR	25683	XNCR	25683	XNCR	25683	XNCR	25683	XNCR	25683	XNCR
CATHERINE CHUKWUEKE		25683	XNCR	25683	XNCR	25683	XNCR	25683	XNCR	25683	XNCR	25683	XNCR
LAKIESHA FONTANEZ		25684	XNCR	25684	XNCR	25684	XNCR	25684	XNCR	25684	XNCR	25684	XNCR
SAMANTHA KIRBY		25685	XNCR	25685	XNCR	25685	XNCR	25685	XNCR	25685	XNCR	25685	XNCR
DANIEL MULLARKEY		25685	XNCR	25685	XNCR	25685	XNCR	25685	XNCR	25685	XNCR	25685	XNCR
JOY WILLIAM		25685	XNHF	25685	XNHF	25685	XNHF	25685	XNHF	25685	XNHF	25685	XNHF

CAM\_20171107\_E  
November 7, 2017  
Personal Choice Detail by Political Subdivision  
Camden County

Local BOE Woodlynn UNEX 1Yr  
Vote for One

Political Subdivision: Write-in Name	Woodlynn	Machine	Vote for One	Machine	Vote for One	Machine	Vote for One	Machine	Vote for One	Machine	Vote for One	Machine	Vote for One
SAMANTHA KIRBY		25685	XNCR	25685	XNCR	25685	XNCR	25685	XNCR	25685	XNCR	25685	XNCR

Local BOE- Woodlynn Boro  
Vote for Two

Political Subdivision: Write-in Name	Woodlynn	Machine	Vote for Two	Machine	Vote for Two	Machine	Vote for Two	Machine	Vote for Two	Machine	Vote for Two	Machine	Vote for Two
DONALD DUCK		25683	XNRF	25683	XNRF	25683	XNRF	25683	XNRF	25683	XNRF	25683	XNRF
SHARON VOGEL		25684	XNCR	25684	XNCR	25684	XNCR	25684	XNCR	25684	XNCR	25684	XNCR



GENERAL ELECTION  
MAIL-INS NOV. 7, 2017

TOWN: Barrington

Race	Candidate	Tally
Mem of Gen Assembly	Maria Mouse	11
Local BOE	Vance Byrd	1
"	Rooney English	1
"	Froy Solomon	1
"	Vince Mariraca	1
"	Blank	11
"	Leam Ranico	1

GENERAL ELECTION  
MAIL-INS NOV. 7, 2017

TOWN: Bell

Race	Candidate	Tally
Council	David Spachof	1
"	Ryan Duran	1
Local BOE	Fragrish H. Davine	1
"	Dominick Welchfore	11
"	Catherine Baer	1
Council	Eric Huban	11
"	Dione Baydor	1
"	Bill Groff	1
"	Ed K...	1
Local BOE	Black	11
Council	Stephanie Cinday	1

GENERAL ELECTION  
MAIL-INS NOV. 7, 2017

TOWN: Bell Mount

Race	Candidate	Tally
Council	ED Kitchman	1
"	Bill Groat	1
"	Michael Byrdham	1
"	Donnie Jones	1
Chosen Fireholders	Zach Ertz	1
"	Fletcher Coy	1
General Assembly	Marlon Jenkins	1
"	Ashon Toffrey	1
State Senate	Carson Wertz	1
Local PDE	Francis H. Devine	1

GENERAL ELECTION  
MAIL-INS NOV. 7, 2017

TOWN: Bell Mount

Race	Candidate	Tally
men of council	N/A	1















GENERAL ELECTION  
MAIL-INS NOV. 7, 2017

TOWN: Camden V

Race	Candidate	Tally
Council at large	Floyd Downey	1
" "	Mickey Morse	1
" "	Donald Duck	1
" "	Ray Simpson	1
General Assembly	Fred Flinstone	1
" "	Wilma Flinstone	1
Chosen Freeholders	Minnie Morse	1
" "	Marge Simpson	1
Council at large	nobody	1
Mayor	Ray Lanby	1
Governor	John Wisniewski	1

GENERAL ELECTION  
MAIL-INS NOV. 7, 2017

TOWN: Cherry Hill

Race	Candidate	Tally
Council	Kevin Tonczyk	1
Local BOE	Patrick F. Kennedy	1
" "	Anne H. Kennedy	1
" "	Elizabeth Ulrich	1

GENERAL ELECTION  
MAIL-INS NOV. 7, 2017

TOWN: C.H.I

Race	Candidate	Tally
Local BOE	Luke Albright	
" "	Jessi Litman	
" "	Gregory Schone	
" "	Elizabeth Mc Lester	
" "	Barry Sims	
" "	Denise Belmonte	
" "	Blank	
" "	Henry J. Zappile	
State Senate	Henry J. Zappile	
Gen Assembly	Henry J. Zappile	
Board of Assessors	Henry J. Zappile	
Members of Council	Henry J. Zappile	
" "	Daniel Carlson	
Local BOE	Barry Seligson	
Gen Assembly	Barry Sims	

GENERAL ELECTION  
MAIL-INS NOV. 7, 2017

TOWN: C.H. 2

Race	Candidate	Tally
Mem of Council	Jeff. J. Lebos	
" "	R.F. Kompf.	
Local BOE	Timmy Telesco	
" "	Harold Foley	
" "	Theresa Malik	
State Senate	Susan Green	
Local BOE	Bruce Nielson	
" "	Ann Keatney	
" "	Lower	
" "	My	
" "	Taxes	
" "	Sash Mogil	
Members of Council	Lori Gaboriv	
Local BOE	Alfred E. Nyman	
" "	Diogenous	

GENERAL ELECTION  
MAIL-INS NOV. 7, 2017

TOWN: C.H., 3

Race	Candidate	Tally
Local BOE	Fan Morris	1
"	Marshall Sperryak	1
"	Justin R. Lewis	1
"	Jeanne Stapleton	1
"	Beth Becker	1
"	Pamela Gaffert	1
"	Robert Skinn	1
"	Roxanne Skinn	1
"	Amy Blackistone	1
Chosen Fireholders	Robert Skinn	1
"	Roxanne Skinn	1
Members of Council	Roxanne Skinn	1
"	Robert Skinn	1
"	Robert Blackistone	1
"	Amy Blackistone	1

GENERAL ELECTION  
MAIL-INS NOV. 7, 2017

TOWN: Chy

Race	Candidate	Tally
General Assembly	Fredrick Deade	1
General Assembly	Suzanne Shourds	1
Board of Chosen Fireholders	Deborah Townsend	1
Member of Council	Maek Galbranson	1
Governor & Vice Governor	Ernie Springsteen	1
General Assembly	Happy Chong, Jr	1
Member of Local BOE	Ruth Anne Pobbins	1
Member of Council	Zaiden Aseaton	1
Member of Council	Zia Aseaton	1
Member of Council	Zaxlee Mackin	1
State Senate	No Confidence	1
General Assembly	No Confidence	1
Member of Council	No Confidence	1
Member of Local BOE	Charles Simons	1
Governor & Vice Governor	Sin Johnson	1

GENERAL ELECTION  
MAIL-INS NOV. 7, 2017

TOWN: Ch 5

Race	Candidate	Tally
State Senate	Rana Margulis	1
General Assembly	Susan Druckner	1
General Assembly	Kathy Gilmore	1
Board of Chosen Freeholders	Debra Tomsdale	1
Board of Chosen Freeholders	Charles Ashlock	1
Local B.O.E.	Mary Gunn	1
Governor's Elect. Governor	Joseph L. Ligos	1
State Senate	Joseph L. Ligos	1
Local B.O.E.	Rajiv Patel	1
Local B.O.E.	Letha E. Hanson	1
Member of Council	Barry Levine	1
Local B.O.E.	Barry Levine	11
Local B.O.E.	Edward Baetisa	1
Local B.O.E.	Jeffrey Baetisa	1
Local B.O.E.	Monica Baetisa	1

GENERAL ELECTION  
MAIL-INS NOV. 7, 2017

TOWN: Ch 6

Race	Candidate	Tally
State Senate	Joseph Adolf	1
Board of Chosen Freeholders	Abner Spearman	1
Member of Council	Joshua Heise	1
Member of Council	Patricia Morgan	1
Local B.O.E.	Marshall Spevack	1
Governor's Elect. Governor	Steve Rogues	11
General Assembly	Andrew Sloan	1
General Assembly	James Marea	1
Chosen Freeholders	Jos. Wolf	1
Board of Chosen Freeholders	Jas. Moore	1
Member of Council	James Marea	1
Member of Council	Andrew Sloan	1
Member of Council	Faith P. Luigi	1
Member of Council	Jos. Young	1
Local B.O.E.	James Marea	1







GENERAL ELECTION  
MAIL-INS NOV. 7, 2017

TOWN: Collingswood 4

Race	Candidate	Tally
Local BOE	Rhys Hoskins	1
" "	Lisa Savjos	1
" "	Anybody ELSE	1
" "	Majed Steals	1
" "	John Pajotko	1
" "	Greg Summers	1
" "	Kevin Manso	1
" "	William Dietz	1
" "	Robert Lewandowski	1
State Senate	Green Party	1
Gen Assembly	Green Party	1
Chosen Freeholders	Green Party	1
State Senate	Dr. Ann Garcia	1
" "	Andrew M. Knox	1
" "	Blank	1

GENERAL ELECTION  
MAIL-INS NOV. 7, 2017

TOWN: Collingswood 2

Race	Candidate	Tally
Local BOE	Jennifer Matczak	1
" "	Thomas Fite	1
" "	Michael M. Fite	1
" "	Zack Hastings	1
" "	Patrick Reidy	1
" "	William Troutman	1
" "	Cassandra Badie	1
State Senate	Kevin Badie	1
Chosen Freeholders	Karen Badie	1
Local BOE	Philip Murphy	1
Chosen Freeholders	Donald Duck	1
" "	Geoffy	1
" "	Ellen Rosenthal	1



GENERAL ELECTION  
MAIL-INS NOV. 7, 2017

TOWN: Gloucester Township

Race	Candidate	Tally
Governor	David Siegel	1
State Senate	Justin Camargone	1
Regional BOE	Barley Smith	1
Local BOE	Patricia Smith	1
State Senate	Margaret White	1
"	David Revere	1
Regional BOE	David Revere	1
"	Lithia Foss	1
Local BOE	David Revere	1
"	Linda Koss	1
"	Ramon Kulo	1
"	John Doe	1
"	Tanel Doe	1
Regional BOE	Larry Fine	1
"	Mae Howard	1

GENERAL ELECTION  
MAIL-INS NOV. 7, 2017

TOWN: Gloucester Township

Race	Candidate	Tally
Local BOE	Sean Hargist	1
State Senate	Dwayne Pietzsch	1
Local BOE	David Haag	1
State Senate	Peter Yurgen	1
"	Mr. Fizzally Conservative	1
"	Anthony Young	1
Regional BOE	Anthony Young	1
Local BOE	Theresa Colligh	1
"	Stephanie Simmons	1
"	Alicy Castadio	1
"	Delores Ricci	1
"	Jack Lithugi	1
Regional BOE	Carmella McHenry	1
Local BOE	Terril F. ref. D	1
"	Carole Pettigrove	1



GENERAL ELECTION  
MAIL-INS NOV. 7, 2017

TOWN: Glou. Twp. 2

Race	Candidate	Tally
Regional BOE	Margaret A. Calamy	1
" "	Francis McGurman	1
Mayor	NO VOTE	1
Local BOE	Mary Sane Hackey	1
Regional BOE	TERRY FRETZ	11
" "	Casole Pettigrew	1
State Senate	Robert Stephenson	1
Regional BOE	Lou Pappas	1
" "	George Williams	1
" "	Mike Haggerty	1
" "	Karen Conway	11
" "	Anthony Dandrea	1
State Senate	Anthony Parikka	1
Local BOE	Khalil Sawaneh	1
" "	Don Capone	

GENERAL ELECTION  
MAIL-INS NOV. 7, 2017

TOWN: Glou. Twp. 3

Race	Candidate	Tally
Regional BOE	Don Capone	1
" "	Denise Castagna	1
Local BOE	Tanara Jackson	1
Mayor	Hailey Dougherty	1
State Senate	CHRISTINA KLUG	1
Regional BOE	Pan Pepino	1
" "	LISA CUTULI	1
State Senate	Alexander Conway	1
" "	Albert J. Salvo	1
" "	Davit Brown	111
Regional BOE District 3	Michael Harding	1
" "	Susan Brylages	1
BOE-Local	Michael Harding	1
State Senate	CHRIS CRUSTIE	1
" "	Faith Hughes	11

GENERAL ELECTION  
MAIL-INS NOV. 7, 2017

TOWN: Gloucester City 1

Race	Candidate	Tally
Member Local BOE	Derek Timm	1
Local BOE	Carol Sawyer-Lee	1
"	Phyllis Winters	1
"	Pat Snyder Kaura	1

GENERAL ELECTION  
MAIL-INS NOV. 7, 2017

TOWN: Gloucester City W2

Race	Candidate	Tally
Local BOE	Ryce Howell	11
"	Dobya Sachs	11
"	Carla Helbert	1
"	Nathan Helbert	1
"	Blank	1111
"	Derek Timm	1111
"	William Cleary	11
"	Will Lovins	11
"	Bruce Marks	1
"	Alysa	
"	Sean Labree	

GENERAL ELECTION  
MAIL-INS NOV. 7, 2017

TOWN: Gloucester city w/2

Race	Candidate	Tally
Local BOE	Mark Cerkez	1
Local BOE	Talip Kramer	1
Local BOE	Blank	1111
"	Patrick Hagen	1
"	Lee Ferguson	1
"	Charles Wiggins	1
"	Mark B. Starcher	11
"	Scott Howay	1
"	William Kipp	1
"	Tasuli Chidri	1
"	Chris Stapleton	1

GENERAL ELECTION  
MAIL-INS NOV. 7, 2017

TOWN: Haddon Heights

Race	Candidate	Tally
Local BOE Vote for 3	John D. Siperweh Jr	11
"	Michael Bochickolas	11
"	Tamie DeMarini	11
"	Dr. Seuss	1
"	Dean Floro	11
"	Linda Schreiber	1
Governor	Steve Sweeney	11
Local BOE Vote 3	Blank	111





GENERAL ELECTION  
MAIL-INS NOV. 7, 2017

TOWN: Haddonfield 2

Race	Candidate	Tally
Local BOE	Blank	
"	Anthony VorChuk	
"	Sinjen Patel	
Chesapeake	Carlson Wentz	
State Senate	Carlson Wentz	
Gen assembly	Carlson Wentz	
Local BOE	CHRIS CHRISTIE	
"	ROSIE Hymestling	
"	Ben Kochureli	
Local BOE (U.T)	Ben Kochureli	
"	Glen R. Gealose	
"		
"		
"		
"		

GENERAL ELECTION  
MAIL-INS NOV. 7, 2017

TOWN: Haddon Twp.

Race	Candidate	Tally
Local BOE	Craig Rance	
"	Will Mann	
"	Laffy Gasperson	
"	Mickey Mouse	
"	Superman	
"	Batman	
State senate	Alex Law	
Gen Assembly	Kenji Glover	
"	Frederick Dante	
Local BOE	Bob Super	
"	John Donnelly III	
"	Michael Donnelly	
"		
"		
"		
"		

GENERAL ELECTION  
MAIL-INS NOV. 7, 2017

TOWN: *Lynn side*

Race	Candidate	Tally
Local AGE	Eddie Collier	
" "	Rita Burney	
" "	John B. Chompho	
" "	Cynthia Clark	
" "	Sherryloh Thomas	
" "	Katherine Johnson	
" "	Damon Basilly	
" "	Blank	
" "		
" "		
" "		
" "		
" "		
" "		
" "		

GENERAL ELECTION  
MAIL-INS NOV. 7, 2017

TOWN: *Hi-Nella*

Race	Candidate	Tally
Member of Council	Froy Mijagette	
" "	Anna L. Fenton	
" "		
" "		
" "		
" "		
" "		
" "		
" "		
" "		
" "		
" "		
" "		
" "		







GENERAL ELECTION  
MAIL-INS NOV. 7, 2017

TOWN: Mt. Edgemoor

Race	Candidate	Tally
Local BOE Ohio ... year	Debbie Wolk	11
" "	Stephanie Rosenhein	1
" "	Holly Marone	11
" "	John Grisean	11
Local BOE 2 years	John Grisean	11
Local BOE	John Grisean	11
" "	Blank	1
" "	Manny Mustash	1
" "	Kasey Galdes	1
" "	Walt Peet	1
Local BOE one year	Mark Messer	1
Local BOE two year	Pat Taylor	1
Local BOE one year	Eric Pinter	1

GENERAL ELECTION  
MAIL-INS NOV. 7, 2017

TOWN: Merrick + Villa Boro

Race	Candidate	Tally
Local BOE	Jennifer Taylor	1
" "	Stephanie Wooten	1
" "	Kethan Williams	1
" "	Marysha Boyd	1
" "	Richard Thomas	1
Council	Robert Gick	11
" "	Tamm Moore	1
" "	Maria Sohier	11
Local BOE	Daniel Lieata	1
" "	Rhonda Holland	1
" "	Lynne Geddis	1
" "	Antisha L. Meisner	1
" "	Garl Meisner	1

GENERAL ELECTION  
MAIL-INS NOV. 7, 2017

TOWN: OAKFORD

Race	Candidate	Tally
Local BOE	Denise Bozko	1
State Senate	Salton	1
Council	Sarah Swan	1
"	Doug Swan	1
"	Patricia Shapiro	1
Local BOE unexpired	Craig Sullivan	1
Local BOE	Craig Sullivan	1
Governor	William R. Hirkman	1
Local BOE unexpired	Brett Mueller	1
"	Danielle Schwabker	1

GENERAL ELECTION  
MAIL-INS NOV. 7, 2017

TOWN: PENSAUCKEY

Race	Candidate	Tally
Twp. Committee Vote for 1	Patricia McGhee	1
Twp. Committee Vote for 2	Mary Deisher	1
"	Charles Casey	1
Twp. Committee Vote for 1	Charles Casey	1
Local BOE	Vincent Squire	1
State Senate	Keith A. Layton	1
Twp. Committee Vote for 1	Keith A. Layton	1
Twp. Committee Vote for 2	Keith A. Layton	1
"	Ed. McBride	1
Twp. Committee Vote for 1	Karl McComell	1
Local BOE	William Finnegan	1
"	Karl McComell	1
State Senate	Charles Casey	1
Twp. Committee Vote for 1	Calvin Engme	1
Local BOE	Calvin Engme	1





GENERAL ELECTION  
MAIL-INS NOV. 7, 2017

TOWN: Pensaukee 3

Race	Candidate	Tally
TWP Committee Vote for 1	Scott Moran	1
"	Ronald Trump	1
Local BOE	Matt McDevitt	1
"	Bruce Koefit	1
"	Michael Stojgill	1
TWP Committee Vote for 1	Charles Reed	1
TWP Committee Vote for 2	Charles Reed	1
Local BOE	Brandon Gewshaw	1
"	Cheryl Link	1
"	Stephan Slattery	1

GENERAL ELECTION  
MAIL-INS NOV. 7, 2017

TOWN: Pine Hill

Race	Candidate	Tally
Local BOE	Thomas V. Hoff Jr.	1
Local BOE (VTD)	Thomas V. Hoff Jr.	1
"	Mikey Mouse	1
Local BOE	Bruce Springssteen	1
"	Tom Petty	1
"	Mary Ottano	1
"	Blank	1
member of council	Blank	1
Local BOE (VTD)	Frank Wilczynski	1
Local BOE	Tom Wilczynski	1
"	Eli Wilczynski	1
"	Robert Sokol	1



GENERAL ELECTION  
MAIL-INS NOV. 7, 2017

TOWN: RUMMEDALE

Race	Candidate	Tally
Local BOE (vacancies)	Joseph Smifiosio	
Local BOE	Joseph Smifiosio	
Local BOE (V.T.)	Robert Boyle	
mem of Council	Anyone ELSE	
Local BOE	Blank	
" "	Robert F. Bowf	
Local BOE (V.T.)	Robert F. Bowf	
" "	Ed Reed	
Local BOE	Liz Amendola	
" "	Melissa Karchuk	
" "	Varadarajan Subbiah	
" "		
" "		
" "		
" "		

GENERAL ELECTION  
MAIL-INS NOV. 7, 2017

TOWN: SUMMERSDALE

Race	Candidate	Tally
Regional BOE vacancies	John Long	
Regional BOE	John Long	
Local BOE	John Long	
" "	Marc Ritz	
Council	Diane Raysor	
" "	Anthony D'Amico	
Local BOE	Diane Raysor	
" "	Anthony D'Amico	
" "	Lewis Nicholas	
Regional BOE	Lewis Nicholas	
Council	Lewis Nicholas	
" "		
" "		
" "		
" "		

GENERAL ELECTION  
MAIL-INS NOV. 7, 2017

TOWN: Stratford

Race	Candidate	Tally
MEM LOCAL BOE	ED THOMAS	1
" "	BILL ROSAHO	1
" "	PHIL GRECO	1
STATE SENATE	ALFRED S. GRILL	1
MEMBER OF LOCAL BOE	JAMES C. CHARLTON	1
" "	GLENN UMBENDOFF	1
REGIONAL BOARD OF ELECTORS	KIMBERLY SINGS	1
LOCAL BOE UNEXPIRED	KIMBERLY SINGS	1
LOCAL BOE	NICOLE A. NEGRO	1
LOCAL BOE	PEACOLA LOGGOTT	1
LOCAL BOE	LOREI JONES	1
MEMBER OF STATE SENATE	LISA DARDERS	1
MEMBER OF GENERAL ASSEMBLY	MONTCELL SAHLER	1
" "	PIPERIAN LANAPITT	1
MEMBER OF COUNCIL	PEACOLA LOGGOTT	1

GENERAL ELECTION  
MAIL-INS NOV. 7, 2017

TOWN: Stratford

Race	Candidate	Tally
MEM OF COUNCIL	KIMBERLY SINGS	1
MEM OF LOCAL BOE UNEXPIRED	KARON WEPPLER	1
" "	SHANE HALL	1
" "	MICHAEL T. GRECO	1
" "	MIRKEY MURSE	1
MEM OF LOCAL BOE V. 1	JESSICA SUBRAMANYA	1
MEM OF LOCAL BOE UNEXPIRED	LOREI JONES	1
" "	JENIFER KILPALEICK	1
MEM OF REGIONAL BOE	JENIFER KILPALEICK	1
MEM OF LOCAL BOE V. 1	JENIFER KILPALEICK	1
" "	APRIL SMITH	1
" "	JANIE FOCKOWITZ	1
MEM OF LOCAL BOE UNEXPIRED	ANITA SCHWARTZ	1
GOVERNOR	HIKO TRJUT	1
LOCAL BOE	MICHAEL T. GRECO	1



GENERAL ELECTION  
MAIL-INS NOV. 7, 2017

TOWN: Votaries

Race	Candidate	Tally
Local BOE Vote for 3	Tom Austin	1
Regional BOE	Kim Song UN	11
"	Harvey Weinstein	11
Local BOE	Bob McMenegoz	11
"	MOR Howest	11
"	Cully Howest	11
Regional BOE	Mariene Super	1
"	Emily Orr	1
Local BOE Vote for 3	James Super	1
Governor	Joak Crattorelli	1
"	James Beach	1
Regional BOE	Sally A. Lytle	1
"	Marc Vegin	1
Local BOE	Sally A. Lytle	1
"	No Vote	111

GENERAL ELECTION  
MAIL-INS NOV. 7, 2017

TOWN: Votaries

Race	Candidate	Tally
Local BOE	Greg Santoro	11
Regional BOE	Sydney Koprner	1
Local BOE	Sydney Koprner	1
Governor	Jim Johnson	1
General Assembly	Mick LoSasso	1
Governor	Tom Christensen H. Smith	1
Regional BOE	Anyone	1
"	Blank	1
Local BOE	Blank	111
State Senate	John Flynn	1
General Assembly	John Flynn	1
Regional BOE	William Donaldson	11
"	Robert Kahn	1
Governor	Phillip Mikuly	1
Regional BOE	Anyone Else	11







GENERAL ELECTION  
MAIL-INS NOV. 7, 2017

TOWN: Windsor WI

Race	Candidate	Tally
Township Committee	Mary Mc Mahon	1
Local BOE	Paul DiManglio	1
"	Arnold Palmer	1
"	Mike Flann	1
"	Theresa A. Colligan	1
"	Stephanie Sinnings	1
"	Jacob Fritsche	1
"	Abraham Fritsche	1
"	Layla Fritsche	1
"	Caron Charney	1
"	Bohney Corrigan	1
"	Elizabeth Madaly	1
"	Tracey Markowitz	1
"	Stephanie Sinnings	1
"	Theresa Colligan	1

GENERAL ELECTION  
MAIL-INS NOV. 7, 2017

TOWN: Wisconsin WI

Race	Candidate	Tally
State Senate	No one	1
Township Committee	No one	1
Local BOE	No one	1
State Senate	Markus Ehrlich	1
Township Committee	Markus Ehrlich	1
Local BOE	Phicia McCracker	1
"	Walter McDaniel	1
"	Caron Charney	1
"	Ellepy Karl	1
"	Michael Joseph Geist	1
"	David B. De Luca	1
Township Committee	Alan Tarnaz	1
State Senate	No government	1
Township Committee	Robert Pallante	1
Township Committee	Rick Tarnaz	1



GENERAL ELECTION  
MAIL-INS NOV. 7, 2017

TOWN: Winstow W4

Race	Candidate	Tally
Local BOE	Miko Barry	1
"	John Davine	1
State Senate	Bruce Tarabaglia	1
"	Steven Soriano	1
General Assembly	Teonita Welwood	1
Chosen Frosholders	Myra I. Dejesus	1
"	Joselyn Burgess	1
State Senate	Michael Paquette	1
Local BOE	Nigun Munoya	1
Township Committee	Colleen Clummen	1

GENERAL ELECTION  
MAIL-INS NOV. 7, 2017

TOWN: Winstow W4

Race	Candidate	Tally
Local BOE	Robert Lees	1
"	John Davine	1
"	Sweedy Beals	1
"	Cynthia Moore	1
State Senate	Mr. Gas Toy	1
General Assembly	Ms. Gas Toy	1
Local BOE	Dominique Shannon	1
"	Walter M. Daniel	1
"	Fred Hopkins	1
"	Margara Hopkins	1
"	Carol Hopkins	1
State Senate	Mickey Morse	1
Chosen Frosholders	Robert Lees	1
"	John Davine	1
Local BOE	Robert Lees	1

GENERAL ELECTION  
MAIL-INS NOV. 7, 2017

TOWN: Woodbury

Race	Candidate	Tally
members of council	Alphonso Thomas	1
members of council	Karen Miller	1
Local BOE	Anybody Else	1
members of council	Christie Sanford	1
members of council	Jerry Wood	1
Local BOE	Chris Johnson	1

GENERAL ELECTION  
MAIL-INS NOV. 7, 2017

TOWN: Winslow

Race	Candidate	Tally
Local BOE	Dean Mulligan	1
( )	Cynthia Moore	1

GENERAL ELECTION  
PROVISIONAL NOV. 7, 2017

TOWN: Bellmawr

Race	Candidate	Tally
Members of Council	Raymond Reyes	1
"	Theodore Berry	1
"	Ryan Doran	1
Member of Local BOE	Raymond Reyes	1
"	Rick Hunter	1
"	Scott Bernard	1
"	Ryan Doran	1

GENERAL ELECTION  
MAIL-INS NOV. 7, 2017

TOWN: Woodlynne

Race	Candidate	Tally
Local BOE One Year	Saraswati Devi	1
Local BOE 2 years	Lilovati Devi	1
Local BOE	Uddharan Panna	1
"	Swinda Panna	1

GENERAL ELECTION  
PROVISIONAL NOV. 7, 2017

TOWN: Cherry Hill

Race	Candidate	Tally
Member Local BOE	Blake	111
"	Mickey Mouse	1
"	Trey Anastasio	1
"	Freak Feets	1
Members Local BOE	Blake	11
"	Maurix Shinn	1
Members of Council	Robert Shinn	1
"	Bob Esposito	1
Members Bd of Charter Feesholder	Blake	1

GENERAL ELECTION  
PROVISIONAL NOV. 7, 2017

TOWN: Collingswood

Race	Candidate	Tally
Member Local BOE	Thomas Peters	1



















GENERAL ELECTION  
 PROVISIONAL NOV. 7, 2017

TOWN: Woodlynne

Race	Candidate	Tally
Member of Council	Salvatore Scuderi	1
Member Board Unexpired term	Samantha Kirby	1





## **PUBLIC QUESTION #1**

### **NEW JERSEY LIBRARY CONSTRUCTION BOND ACT**

Do you approve amending the “New Jersey Library Construction Bond Act”? This bond act authorizes the State to issue bonds in the aggregate principal amount of \$125 million. The proceeds of the bonds will be used to provide grants to public libraries. The grants will be used to build, equip, and expand public libraries to increase capacity and serve the public.

#### **INTERPRETIVE STATEMENT**

Approval of this bond act will allow the State to sell \$125 million in State general obligation bonds. Proceeds from the bonds will be used to provide grants to construct, expand, and equip public libraries. Municipalities or counties that fund public libraries will match the grant amount. The municipality or county may solicit private funding to support its match. The State Librarian, in consultation with the President of Thomas Edison State University, will set eligibility criteria for the grants.

## **PUBLIC QUESTION #2**

### **CONSTITUTIONAL AMENDMENT DEDICATING MONEYS FROM STATE ENVIRONMENTAL CONTAMINATION CASES**

Do you approve amending the Constitution to dedicate all moneys collected by the State relating to natural resource damages in cases of contamination of the environment? The moneys would have to be used to repair, restore, replace, or preserve the State’s natural resources. The moneys may also be used to pay legal or other costs incurred by the State in pursuing its claims.

#### **INTERPRETIVE STATEMENT**

This amendment would dedicate moneys collected by the State relating to natural resource damages through settlements or awards for legal claims based on environmental contamination. These moneys would be dedicated to repair, replace, or restore damaged natural resources, or to preserve the State’s natural resources. The moneys would be spent in an area as close as possible to the geographical area in which the damage occurred. The moneys could also be used to pay for the State’s legal or other costs in pursuing the claims. Currently, these moneys may be used for any State purpose.



# **CHESILHURST BOROUGH**

## **MUNICIPAL QUESTION**

Shall the governing body of the Borough of Chesilhurst take actions to determine the costs and feasibility of constructing a new Municipal Complex, including a new Police Station and Community Center.

## **INTERPRETIVE STATEMENT**

This referendum is non-binding on the governing body of the Borough Council. The purpose of this non-binding referendum is to determine whether the Borough voters desire a new Municipal Complex and whether the voters desire the Borough's governing body to determine the various options that are available to the Borough related to the construction of a new Municipal Complex, Police Station, and Community Center.

A "Yes" vote favors the governing body taking actions to determine the costs and feasibility of constructing a new Municipal Complex.

A "No" vote does not favor the governing body taking actions to determine the costs and feasibility of constructing a new Municipal Complex.

# **WINSLOW TWP. SPECIAL FIRE ELECTION**

## **PROPOSAL**

The Commissioners of Fire District No. 1, in the Township of Winslow, County of Camden, New Jersey ("Fire District") are authorized to: (a) undertake a capital improvement program consisting of: (i) the acquisition of two (2) Fire Engine Pumper Trucks and one (1) Fire Engine Pumper Truck with Additional Rescue Capabilities, together with such other equipment as may be necessary to acquire such vehicles and make them fully operational, and (ii) solely to the extent that funds remain after the acquisition of the vehicles described above, acquire back-up generators for the Fire Station; and (b) expend for all of the foregoing an amount not to exceed \$2,000,000; (c) issue and sell bonds or in the alternative bond anticipation notes of the Fire District for said purposes in the amount not to exceed \$2,000,000. The acquisition of new apparatus is to replace existing apparatus that will be out of commission.



WE DO HEREBY CERTIFY that the foregoing is a true, full and correct statement of the results of the election herein mentioned, as the same is exhibited by the statements produced and laid before the board of county canvassers according to law, and that the same exhibits the number of the names in the signature copy registers and the registers of voters, the number of names of the voters in the poll-books of the election districts, respectively, and of the ballots rejected, the whole number of names in the signature copy registers and the registers of voters, the whole number of names of the voters in the poll-books of the several election districts, the name of each person for whom any vote or votes were cast, the number of votes cast for each person in each election district, and the whole number of votes cast for each person for each office designated, the whole number of districts in each election district and the whole number of votes cast thereupon in the several election districts as they appear by the statements so produced and laid before the said Board.

IN WITNESS WHEREOF, we have hereunto set our hands, this Seventeenth day of November, in the year of our Lord, Two Thousand Seventeen.

Attest:




ROBERT J. VENUTI, Chairperson  
Board of County Canvassers




DONNA MARIE ROBINSON TAYLOR, Secretary  
Board of County Canvassers



RICHARD AMBROSINO, Member  
Board of County Canvassers



NOVELLA STARKS HINSON, Member  
Board of County Canvassers



JOSEPH RIPA, Clerk  
Board of County Canvassers


A STATEMENT of the determination of the BOARD OF COUNTY CANVASSERS, relative to an election held in the County of Camden, on the Seventh day of November, in the year of our Lord, Two Thousand Seventeen, for the election of:

- GOVERNOR & LIEUTENANT GOVERNOR;
- MEMBERS OF STATE SENATE - 4<sup>TH</sup>, 5<sup>TH</sup>, 6<sup>TH</sup>, & 8<sup>TH</sup> Legislative Districts;
- MEMBERS OF THE GENERAL ASSEMBLY - 4<sup>TH</sup>, 5<sup>TH</sup>, 6<sup>TH</sup>, & 8<sup>TH</sup> Legislative Districts;
- TWO STATE PUBLIC QUESTIONS;
- TWO MEMBERS OF THE BOARD OF CHOSEN FREEHOLDERS;
- ALL MUNICIPAL OFFICES & QUESTIONS IN CAMDEN COUNTY;
- ALL REGIONAL & LOCAL SCHOOL BOARD CANDIDATES;
- WINSLOW TWP. FIRE DISTRICT SPECIAL ELECTION QUESTION

I DO HEREBY CERTIFY that the foregoing is a true, full and correct statement of the determination of the Board of Canvassers therein mentioned.

IN WITNESS WHEREOF, I have hereunto set my hand, this Seventeenth day of November, in the year of our Lord, Two Thousand Seventeen.

Attest:



JOSEPH RIPA, Clerk  
Board of County Canvassers



ROBERT J. VENUTI, Chairperson  
Board of County Canvassers