

2017-2018 Settlement Program Client - Quick Facts

IRCC's Settlement Program enables permanent residents (PR), including refugees and protected persons, to contribute to the economic, social and cultural development needs of Canada.

The Settlement Program provides needs assessment and referrals, information and orientation services, language assessments and training, employment related services, and community connections services.

These services are funded through contribution agreements and delivered by third-party service provider organizations (SPOs).

Unique Clients

In 2017-18, over **458,000** clients accessed at least one settlement serviceⁱ, an **8%** increase in clients served in 2016-17.

Service Type	2016-2017 #	2017-2018 #	% change from previous year %
Needs Assessment and Referrals	209,336	237,451	13.4%
Information and Orientation Services	329,276	362,338	10.0%
Employment Related Services	39,478	44,528	12.8%
Language Assessment	87,528	82,529	-5.7%
Language Training	109,006	105,702	-3.0%
Community Connections	72,549	78,905	8.8%
Support Services	114,965	119,433	3.9%
Grand Total	424,391	458,021	7.9%

Settlement Program as of 2017-2018...

Immigration Category	43% Economic 40% – Principal Applicant 58% – Spouses & dependants
	29% Refugees
	23% Sponsored Family
	5% All Other
Gender	56% Female 43% Male
Age at Service	76% 18 years and over 16% Under 18 years
Knowledge of Official Languagesⁱⁱ	55% English 3% French 2% Both 37% Neither 3% Not Stated
Country of Birth (Top 5)	15% China 11% India 9% Philippines 8% Syria 4% Iran
Language of Serviceⁱⁱⁱ	64% English 13% Arabic 11% Mandarin 3% French

Unique Clients by Program Components - 2017-2018^{iv}



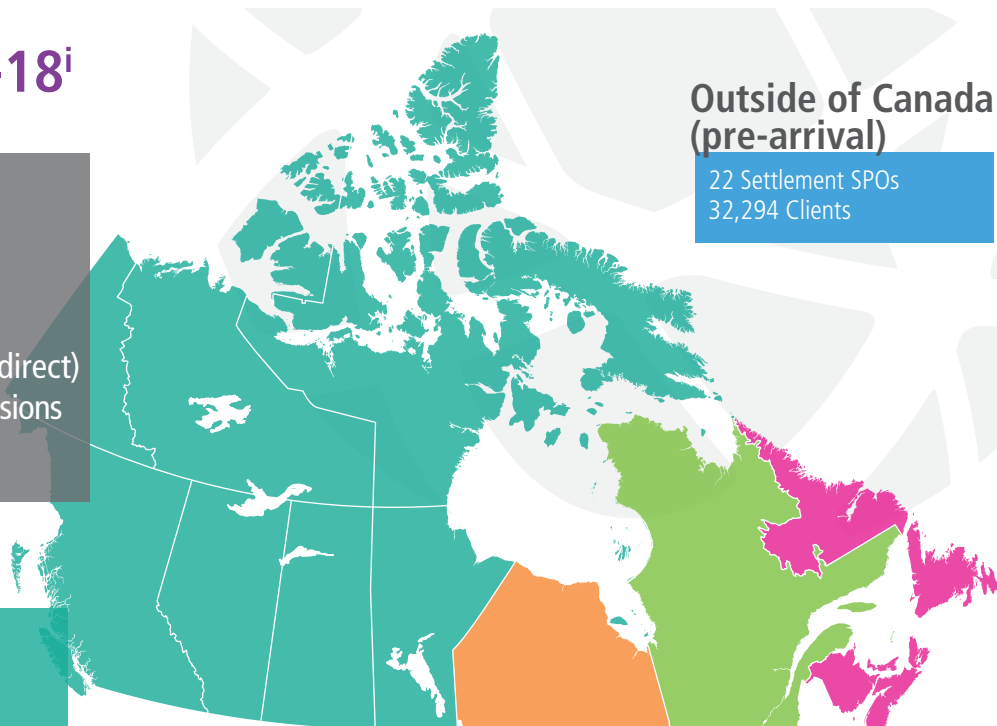
Settlement Program across Canada - 2017-18ⁱ

CANADA

\$677.5M Funding allocated to provinces and territories^v
 \$12M National Fund
 \$31M Pre-Arrival Fund
 512 Settlement SPOs (direct and indirect)
 282,930 Permanent Resident (PR) Admissions
 458,021 Clients

Outside of Canada (pre-arrival)

22 Settlement SPOs
 32,294 Clients



WESTERN

British Columbia

82 Settlement SPOs
 39,970 PR Admissions
 79,450 Clients

Yukon

2 Settlement SPOs
 245 PR Admissions
 326 Clients

Alberta

59 Settlement SPOs
 39,345 PR Admissions
 66,409 Clients

Northwest Territories

4 Settlement SPOs
 260 PR Admissions
 341 Clients

Manitoba

56 Settlement SPOs
 14,180 PR Admissions
 28,102 Clients

Nunavut

1 Settlement SPOs
 40 PR Admissions
 5 Clients

Saskatchewan

26 Settlement SPOs
 14,845 PR Admissions
 18,310 Clients

ONTARIO

204 Settlement SPOs
 121,875 PR Admissions
 254,119 Clients

National Fund

23 Settlement SPOs
 2,007 Clients

QUÉBEC^{vii}

Grant to Québec: \$490.3M
 50,545 PR Admissions

EASTERN

New Brunswick

18 Settlement SPOs
 4,070 PR Admissions
 5,465 Clients

Prince Edward Island

5 Settlement SPOs
 2,230 PR Admissions
 4,015 Clients

Nova Scotia

6 Settlement SPOs
 4,715 PR Admissions
 7,728 Clients

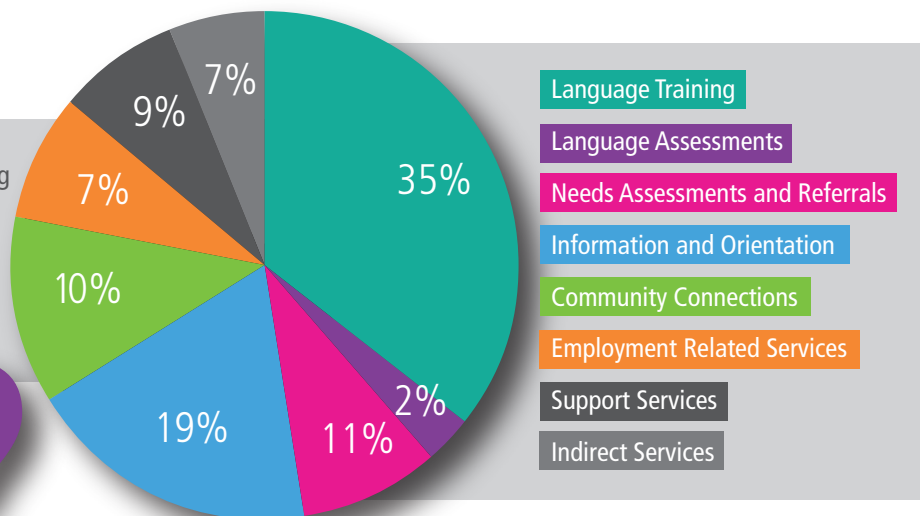
Newfoundland & Labrador

4 Settlement SPOs
 1,205 PR Admissions
 1,114 Clients

Expenditures^{vi}

In 2017-2018, more than **\$714 million** was spent delivering the Settlement Program, a **10%** increase from 2016-17.

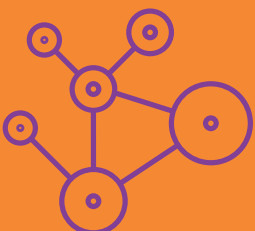
The largest proportion of settlement program spending was on **language training**, which accounted for over **one third** of expenditures in 2017-18.



Did you know that ...

open.canada.ca has statistics on the Settlement Program, Permanent Resident Admissions and other topics of interest such as Syrian refugees, that can be accessed right away!

About this fact sheet ...



Data Sources: IRCC Settlement Services and Permanent Resident Cubes, June 30, 2018 data

Data caveats: Data reflects reporting by SPOs at the time of the tabulation. Reports, for the same period and produced at different times, may contain slightly different data. This occurs due to on-going data entry by SPOs, resulting in changes. IRCC is actively reviewing data quality and integrity.

Prepared by Settlement and Integration Policy Branch.

ⁱData includes pre-arrival and domestic services. Client counts by province includes clients who received pre-arrival services from SPOs located in the province.

ⁱⁱSelf-reported

ⁱⁱⁱList is not exhaustive

^{iv}Percentages may not add up to 100%

^vIncludes base allocation and Syria supplementary allocations

^{vi}These figures exclude Quebec. Capital and administration expenditures are incorporated across all service components. Pre-arrival services expenditures are included in all service components with the exception of language training and language assessment, indirect and support services.

^{vii}The Canada-Quebec Accord provides the Government of Quebec with an annual grant, which covers settlement services, resettlement of refugees and administration