

Quick Facts ALBERTA | 2022-2023 (Re)Settlement Program

IRCC's **Settlement Program** provides services that enable permanent residents (PR), including refugees and protected persons, to contribute to the economic, social, and cultural development needs of Canada.

IRCC's **Resettlement Program** (RAP) provides immediate essential services and financial support for government-assisted refugees (GAR) upon their arrival in Canada. Privately sponsored refugees (PSR) and blended visa office-referred (BVOR) refugees are eligible for limited RAP services at ports of entry.

(Re)Settlement services are funded through contribution agreements and delivered by third-party service provider organizations (SPOs).




Alberta's Key Figures:

\$ 125.1M allocated settlement funding **# 57** Funded SPOs **53,977** PR Admissions **83,435** Settlement Clients **10,769** Resettlement Clients

Service Type	2019-20	2020-21	2021-22	2022-23	% change
Needs and Assets Assessment and Referrals	38,142	26,138	25,207	42,653	+69%
Information and Orientation	50,770	41,612	44,360	66,045	+49%
Employment-related Services	13,241	8,099	8,962	12,927	+44%
Language Assessment	13,685	4,836	8,891	17,789	+100%
Language Training	18,259	13,891	14,398	18,470	+28%
Community Connections	13,744	7,286	9,195	13,328	+45%
Support Services	24,649	16,461	15,435	27,671	+79%
Service Delivery Improvement	-	-	79	210	+166%
Resettlement Assistance Program	3,912	934	5,490	10,769	+96%
Total Unique Clients	70,802	53,025	58,450	86,749	+48%

Since a client can receive multiple services, the sum of clients by service type may be higher than the total unique clients. The total unique clients counts each client only once regardless of how many services they have received.

15% of clients receiving (re)settlement services in Alberta in 2022-2023 had been in Canada for 6 or more years.



Those receiving services beyond six years were largely refugees (40%) and sponsored family (29%).

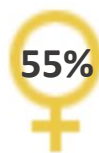


There were **6,137** Afghan clients (**7%**) and **17,103** Ukrainian clients (**20%**) in 2022-2023.



Without these clients, there would have been **63,509** clients of (re)settlement services, compared to **86,749**.

Demographics of (Re)Settlement Service Clients Served in Alberta in 2022-2023



79%
Over 18



21%
Under 18



Top Countries of Birth		
	Ukraine	18%
	Afghanistan	8%
	Eritrea	8%
	India	6%
	Syria	6%

Official Languages Spoken	
English	49%
French	2%
Both	2%
Neither	29%
Not stated	18%

Top Languages of Service	
English	85%
Arabic	8%
Ukrainian	7%
Dari	5%
Tigrigna	5%

Settlement Outcomes of Newcomers in Canada and Alberta

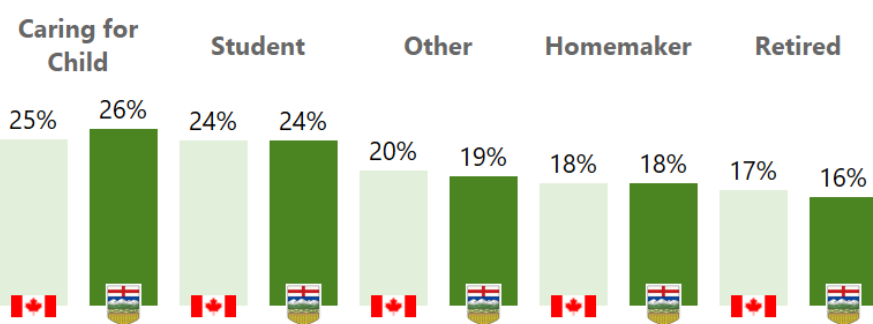
Currently Working




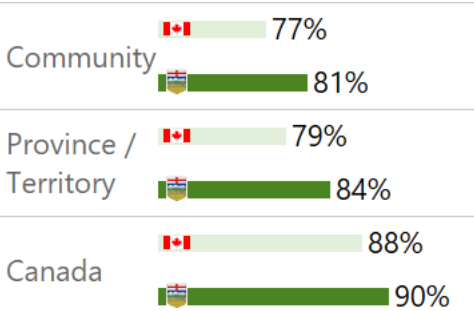
Working Full Time



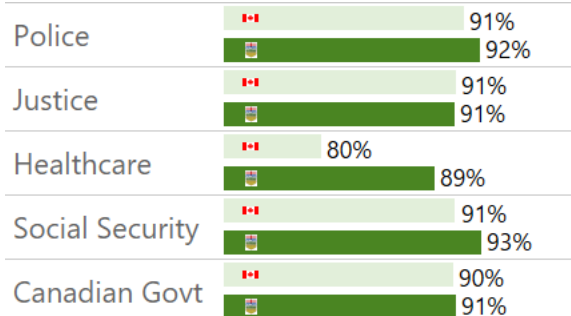
Top Reasons for Not Working



Sense of Belonging to ...



Sense of Confidence in ...



About this fact sheet ...

Data Sources: IRCC Settlement Services and Permanent Resident Cubes, June 30, 2023 data (data extracted in August 2023); Newcomer Outcomes Survey, 2022 Survey Wave.

Data caveats and notes:

- Data includes pre-arrival and domestic settlement, resettlement assistance program, service delivery improvement, and pilot programs reported by IRCC-funded Service Provider Organizations located in Alberta.
- "Other" category includes Humanitarian category and Not Stated (Non PRs).
- "Refugees" includes Resettled Refugees and Protected Persons.
- Percentages may not add to 100% due to rounding.
- Knowledge of official languages is self-reported.
- Data reflects reporting by SPOs at the time of the tabulation. Reports, for the same period and different times, may contain slightly different data. This occurs due to on-going data entry by SPOs, resulting in changes. IRCC is actively reviewing data quality and integrity.
- Permanent resident data is preliminary and subject to change.

