

# Quick Facts NEWFOUNDLAND | 2022-2023 (Re)Settlement Program

IRCC’s **Settlement Program** provides services that enable permanent residents (PR), including refugees and protected persons, to contribute to the economic, social, and cultural development needs of Canada.

IRCC’s **Resettlement Program** (RAP) provides immediate essential services and financial support for government-assisted refugees (GAR) upon their arrival in Canada. Privately sponsored refugees (PSR) and blended visa office-referred (BVOR) refugees are eligible for limited RAP services at ports of entry.

**(Re)Settlement services** are funded through contribution agreements and delivered by third-party service provider organizations (SPOs).



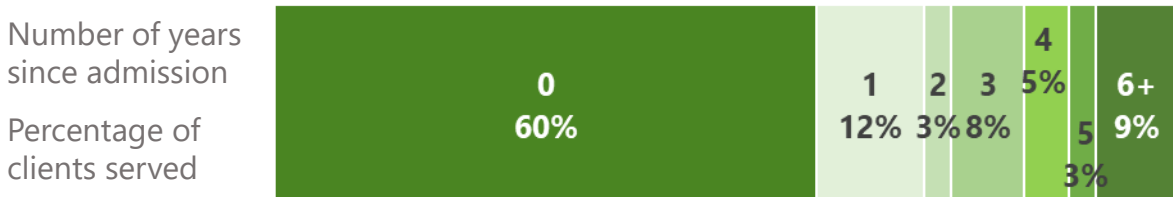
## Newfoundland’s Key Figures:

**\$ 5.6M** allocated settlement funding      **# 7** Funded SPOs      **4,916** PR Admissions      **3,647** Settlement Clients      **670** Resettlement Clients

Service Type	2019-20	2020-21	2021-22	2022-23	% change
Needs and Assets Assessment and Referrals	1,432	218	245	1,335	+445%
Information and Orientation	1,666	1,387	1,591	2,618	+65%
Employment-related Services	359	184	99	719	+626%
Language Assessment	231	90	245	1,113	+354%
Language Training	530	411	456	760	+67%
Community Connections	763	896	981	1,211	+23%
Support Services	1,022	877	1,039	2,351	+126%
Service Delivery Improvement	11	0	0	0	-
Resettlement Assistance Program	289	111	264	670	+154%
<b>Total Unique Clients</b>	<b>1,822</b>	<b>1,536</b>	<b>1,791</b>	<b>3,725</b>	<b>+108%</b>

Since a client can receive multiple services, the sum of clients by service type may be higher than the total unique clients. The total unique clients counts each client only once regardless of how many services they have received.

9% of clients receiving (re)settlement services in Newfoundland in 2022-2023 had been in Canada for 6 or more years.



Those receiving services beyond six years were largely refugees (87%).

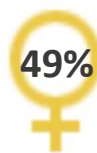


There were **535** Afghan (re)settlement clients (**14%**) and **1,273** Ukrainian clients (**34%**) in 2022-2023.



Without these clients, there would have been **1,917** clients of (re)settlement services, compared to **3,725**.

# Demographics of (Re)Settlement Service Clients Served in Newfoundland in 2022-2033



75%  
Over 18



25%  
Under 18



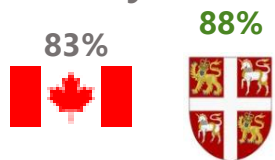
Top Countries of Birth		
	Ukraine	31%
	Afghanistan	15%
	Syria	14%
	Eritrea	7%
	Sudan	4%

Official Languages Spoken	
English	27%
French	1%
Both	2%
Neither	42%
Not stated	28%

Top Languages of Service	
English	90%
Ukrainian	22%
Arabic	20%
Dari	12%
Pashto	5%

## Settlement Outcomes of Newcomers in Canada and Newfoundland

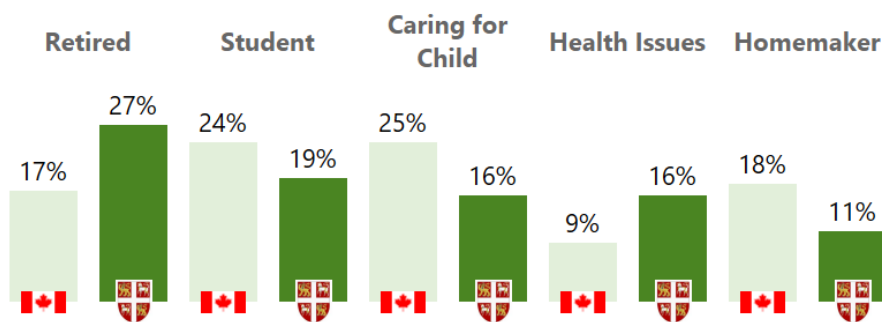
### Currently Working



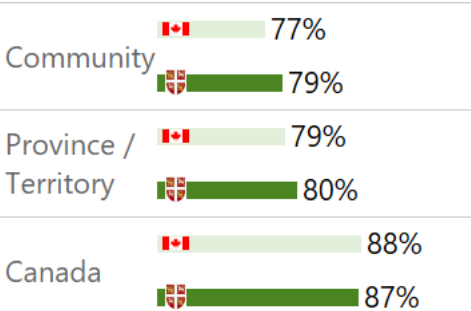
### Working Full Time



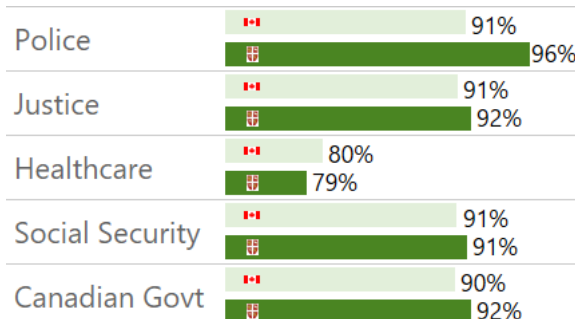
### Top Reasons for Not Working



### Sense of Belonging to ...



### Sense of Confidence in ...



### About this fact sheet ...

**Data Sources:** IRCC Settlement Services and Permanent Resident Cubes, June 30, 2023 data (data extracted in August 2023); Newcomer Outcomes Survey, 2022 Survey Wave.

### Data caveats and notes:

- Data includes pre-arrival and domestic settlement, resettlement assistance program, service delivery improvement, and pilot programs reported by IRCC-funded Service Provider Organizations located in Alberta.
- "Other" category includes Humanitarian category and Not Stated (Non PRs).
- "Refugees" includes Resettled Refugees and Protected Persons.
- Percentages may not add to 100% due to rounding.
- Knowledge of official languages is self-reported.
- Data reflects reporting by SPOs at the time of the tabulation. Reports, for the same period and different times, may contain slightly different data. This occurs due to on-going data entry by SPOs, resulting in changes. IRCC is actively reviewing data quality and integrity.
- Permanent resident data is preliminary and subject to change.

