

IRCC’s **Settlement Program** provides services that enable permanent residents (PR), including refugees and protected persons, to contribute to the economic, social, and cultural development needs of Canada.

IRCC’s **Resettlement Program** (RAP) provides immediate essential services and financial support for government-assisted refugees (GAR) upon their arrival in Canada. Privately sponsored refugees (PSR) and blended visa office-referred (BVOR) refugees are eligible for limited RAP services at ports of entry.



(Re)Settlement services are funded through contribution agreements and delivered by third-party service provider organizations (SPOs).



NORTHWEST TERRITORIES’ Key Figures:



Service Type	2019-20	2020-21	2021-22	2022-23	% change
Needs and Assets Assessment and Referrals	47	10	39	49	+26%
Information and Orientation	369	248	78	137	+76%
Employment-related Services	10	42	31	30	-3%
Language Assessment	68	0	0	0	-
Language Training	83	65	55	76	+38%
Community Connections	153	83	130	153	+18%
Support Services	72	15	64	39	-39%
Service Delivery Improvement	0	0	0	0	-
Resettlement Assistance Program	0	0	0	0	-
Total Unique Clients	441	346	195	228	+17%

Since a client can receive multiple services, the sum of clients by service type may be higher than the total unique clients. The total unique clients counts each client only once regardless of how many services they have received.

16% of clients receiving (re)settlement services in the Northwest Territories in 2022-2023 had been in Canada for 6 or more years.



Those receiving services beyond six years were largely sponsored family (39%) and refugees (36%).



There were **0** few Afghan (**0%**) and too few Ukrainian clients of (re)settlement services in 2022-2023 to report externally.



Demographics of (Re)Settlement Service Clients Served in the Northwest Territories in 2022-2023



90%
Over 18



10%
Under 18

Economic Class

Principal Applicants
22%

Spouses & Dependants
17%

Sponsored Family
22%

Refugees
25%

Other / Not Stated
14%

Top Countries of Birth

	Eritrea	10%
	France	10%
	Zimbabwe	8%
	Philippines	7%
	China	6%

Official Languages Spoken

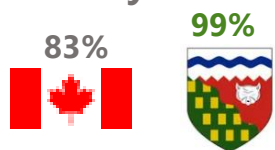
English	53%
French	6%
Both	21%
Neither	16%
Not stated	5%

Top Languages of Service

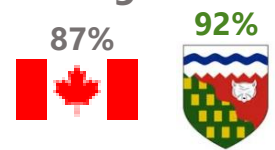
English	78%
French	27%
Arabic	1%

Settlement Outcomes of Newcomers in Canada and the Northwest Territories

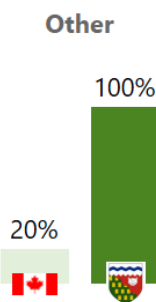
Currently Working



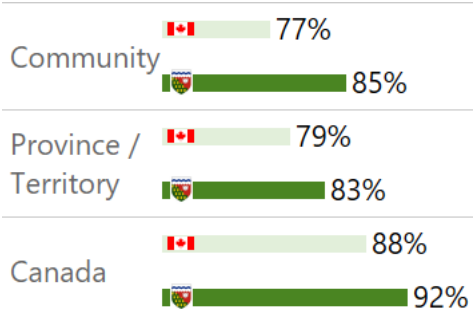
Working Full Time



Top Reasons for Not Working

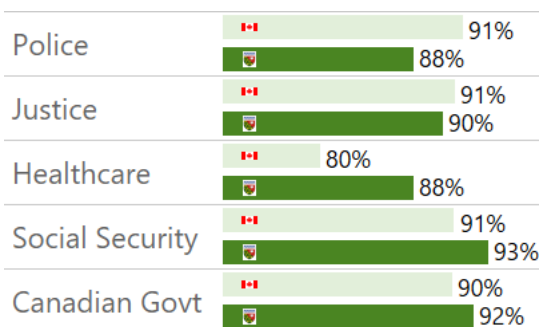


Sense of Belonging to ...



91% (Canada) | 90% (Northwest Territories)
... agree that their community is welcoming to newcomers

Sense of Confidence in ...



About this fact sheet ...

Data Sources: IRCC Settlement Services and Permanent Resident Cubes, June 30, 2023 data (data extracted in August 2023); Newcomer Outcomes Survey, 2022 Survey Wave.

Data caveats and notes:

- Data includes pre-arrival and domestic settlement, resettlement assistance program, service delivery improvement, and pilot programs reported by IRCC-funded Service Provider Organizations located in Alberta.
- "Other" category includes Humanitarian category and Not Stated (Non PRs).
- "Refugees" includes Resettled Refugees and Protected Persons.
- Percentages may not add to 100% due to rounding.
- Knowledge of official languages is self-reported.
- Data reflects reporting by SPOs at the time of the tabulation. Reports, for the same period and different times, may contain slightly different data. This occurs due to on-going data entry by SPOs, resulting in changes. IRCC is actively reviewing data quality and integrity.
- Permanent resident data is preliminary and subject to change.

