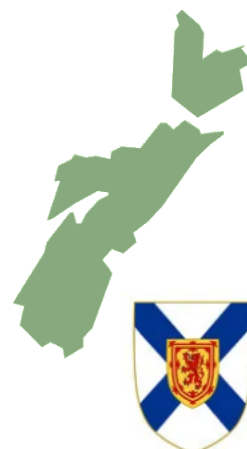


Quick Facts NOVA SCOTIA | 2022-2023 (Re)Settlement Program

IRCC's **Settlement Program** provides services that enable permanent residents (PR), including refugees and protected persons, to contribute to the economic, social, and cultural development needs of Canada.

IRCC's **Resettlement Program** (RAP) provides immediate essential services and financial support for government-assisted refugees (GAR) upon their arrival in Canada. Privately sponsored refugees (PSR) and blended visa office-referred (BVOR) refugees are eligible for limited RAP services at ports of entry.

(Re)Settlement services are funded through contribution agreements and delivered by third-party service provider organizations (SPOs).



Nova Scotia's Key Figures:

\$ 19.0M allocated settlement funding **# 11** Funded SPOs **13,342** PR Admissions **15,862** Settlement Clients **1,641** Resettlement Clients

Service Type	2019-20	2020-21	2021-22	2022-23	% change
Needs and Assets Assessment and Referrals	6,438	4,151	3,611	7,985	+121%
Information and Orientation	5,543	5,156	5,918	8,763	+48%
Employment-related Services	4,043	2,986	2,574	4,157	+61%
Language Assessment	1,199	527	859	1,769	+106%
Language Training	1,674	1,384	1,415	1,704	+20%
Community Connections	3,901	1,692	2,077	2,775	+34%
Support Services	2,476	2,032	2,240	3,103	+39%
Service Delivery Improvement	33	66	33	0	-100 %
Resettlement Assistance Program	446	125	333	1,641	+393%
Total Unique Clients	12,428	10,392	10,164	16,892	+66%

Since a client can receive multiple services, the sum of clients by service type may be higher than the total unique clients. The total unique clients counts each client only once regardless of how many services they have received.

13% of clients receiving (re)settlement services in Nova Scotia in 2022-2023 had been in Canada for 6 or more years.

Number of years since admission

Percentage of clients served



Those receiving services beyond six years were largely refugees (74%) and economic spouses and dependents (16%).



There were **1,255** Afghan (re)settlement clients (**7%**) and **2,109** Ukrainian clients (**12%**) in 2022-2023.



Without these clients, there would have been **13,528** clients of (re)settlement services, compared to **16,892**.

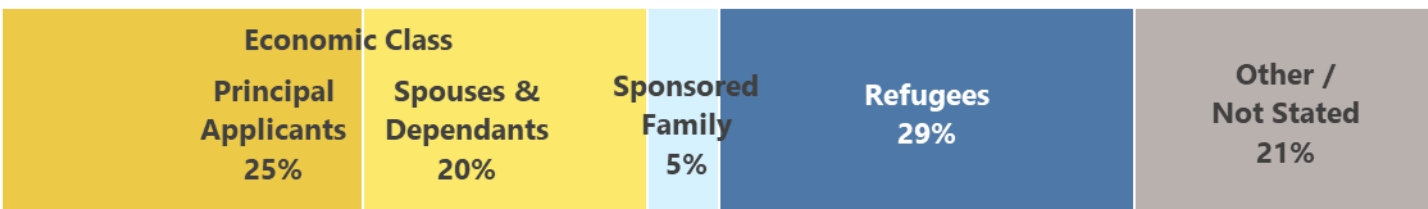
Demographics of (Re)Settlement Service Clients Served in Nova Scotia in 2022-2023



75%
Over 18



21%
Under 18



Top Countries of Birth		
	Nigeria	12%
	Ukraine	12%
	India	11%
	Syria	11%
	Afghanistan	8%

Official Languages Spoken	
English	50%
French	3%
Both	7%
Neither	25%
Not stated	16%

Top Languages of Service	
English	88%
Arabic	7%
Ukrainian	6%
French	6%
Russian	2%

Settlement Outcomes of Newcomers in Canada and Nova Scotia

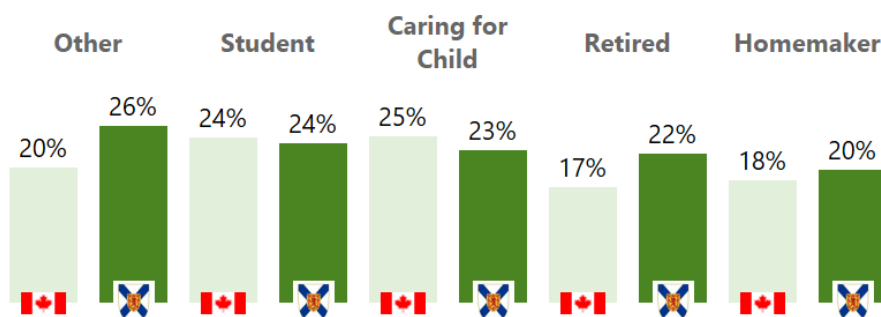
Currently Working



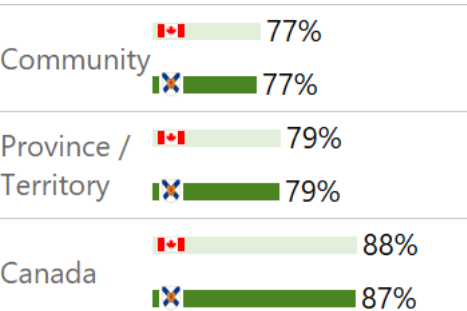
Working Full Time



Top Reasons for Not Working



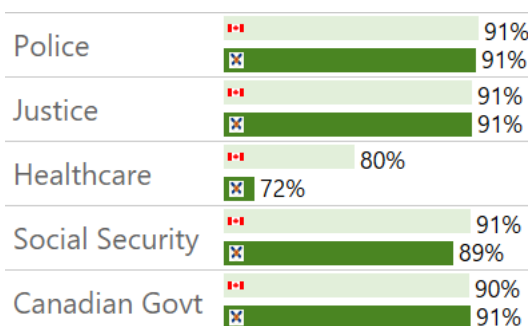
Sense of Belonging to ...



91% (Canada) | 92% (Nova Scotia)

... agree that their community is welcoming to newcomers

Sense of Confidence in ...



About this fact sheet ...

Data Sources: IRCC Settlement Services and Permanent Resident Cubes, June 30, 2023 data (data extracted in August 2023); Newcomer Outcomes Survey, 2022 Survey Wave.

Data caveats and notes:

- Data includes pre-arrival and domestic settlement, resettlement assistance program, service delivery improvement, and pilot programs reported by IRCC-funded Service Provider Organizations located in Alberta.
- "Other" category includes Humanitarian category and Not Stated (Non PRs).
- "Refugees" includes Resettled Refugees and Protected Persons.
- Percentages may not add to 100% due to rounding.
- Knowledge of official languages is self-reported.
- Data reflects reporting by SPOs at the time of the tabulation. Reports, for the same period and different times, may contain slightly different data. This occurs due to on-going data entry by SPOs, resulting in changes. IRCC is actively reviewing data quality and integrity.
- Permanent resident data is preliminary and subject to change.

