

Quick Facts ONTARIO | 2022-2023 (Re)Settlement Program

IRCC's **Settlement Program** provides services that enable permanent residents (PR), including refugees and protected persons, to contribute to the economic, social, and cultural development needs of Canada.

IRCC's **Resettlement Program** (RAP) provides immediate essential services and financial support for government-assisted refugees (GAR) upon their arrival in Canada. Privately sponsored refugees (PSR) and blended visa office-referred (BVOR) refugees are eligible for limited RAP services at ports of entry.



(Re)Settlement services are funded through contribution agreements and delivered by third-party service provider organizations (SPOs).


Ontario's Key Figures:

\$ 446.3M allocated settlement funding **# 217** Funded SPOs **195,148** PR Admissions **327,659** Settlement Clients **28,280** Resettlement Clients

Service Type	2019-20	2020-21	2021-22	2022-23	% change
Needs and Assets Assessment and Referrals	145,173	101,537	114,527	166,571	+45%
Information and Orientation	263,186	172,106	192,259	268,446	+40%
Employment-related Services	25,221	19,448	21,803	34,235	+57%
Language Assessment	48,075	16,368	27,427	56,873	+107%
Language Training	48,390	35,947	36,651	49,457	+35%
Community Connections	33,267	23,736	30,372	44,285	+46%
Support Services	56,914	34,050	35,593	52,355	+47%
Service Delivery Improvement	1,147	953	216	421	+95%
Resettlement Assistance Program	19,949	4,817	10,330	28,280	+174%
Total Unique Clients	324,295	210,886	238,100	341,046	+43%

Since a client can receive multiple services, the sum of clients by service type may be higher than the total unique clients. The total unique clients counts each client only once regardless of how many services they have received.

20% of clients receiving (re)settlement services in Ontario in 2022-2023 had been in Canada for 6 or more years.



Those receiving services beyond six years were largely sponsored family (38%) and refugees (35%).




There were **16,658** Afghan (re)settlement clients (**6%**) and **33,153** Ukrainian clients (**10%**) in 2022-2023.



Without these clients, there would have been **291,235** clients of (re)settlement services, compared to **341,046**.

Demographics of (Re)Settlement Service Clients Served in Ontario in 2022-2023



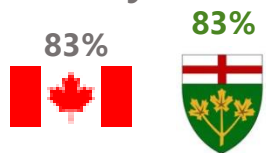
Top Countries of Birth		
	India	12%
	Ukraine	9%
	China	9%
	Afghanistan	7%
	Syria	6%

Official Languages Spoken	
English	51%
French	2%
Both	4%
Neither	31%
Not stated	12%

Top Languages of Service	
English	69%
Arabic	13%
Ukrainian	7%
Mandarin	6%
Dari	5%

Settlement Outcomes of Newcomers in Canada and Ontario

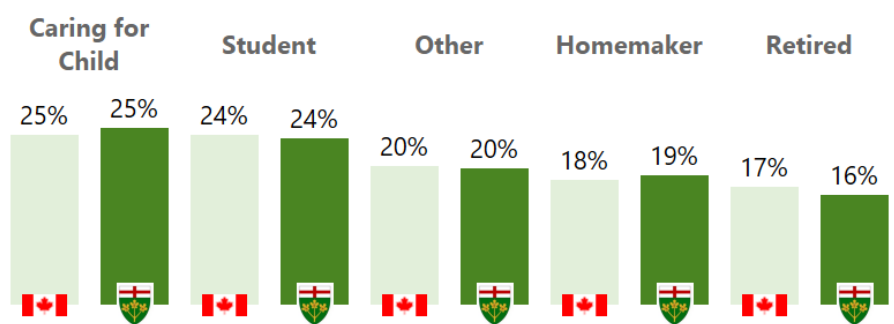
Currently Working




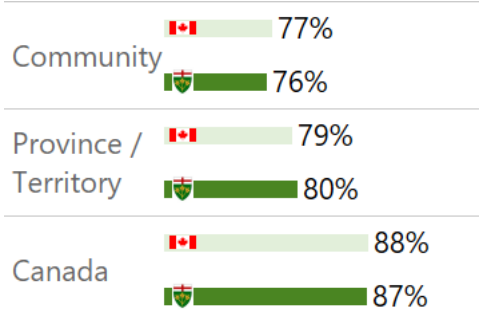
Working Full Time



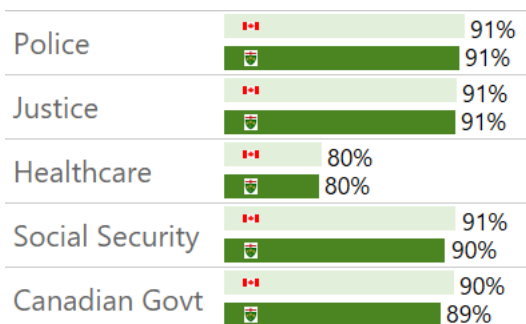
Top Reasons for Not Working



Sense of Belonging to ...



Sense of Confidence in ...



About this fact sheet ...

Data Sources: IRCC Settlement Services and Permanent Resident Cubes, June 30, 2023 data (data extracted in August 2023); Newcomer Outcomes Survey, 2022 Survey Wave.

Data caveats and notes:

- Data includes pre-arrival and domestic settlement, resettlement assistance program, service delivery improvement, and pilot programs reported by IRCC-funded Service Provider Organizations located in Alberta.
- "Other" category includes Humanitarian category and Not Stated (Non PRs).
- "Refugees" includes Resettled Refugees and Protected Persons.
- Percentages may not add to 100% due to rounding.
- Knowledge of official languages is self-reported.
- Data reflects reporting by SPOs at the time of the tabulation. Reports, for the same period and different times, may contain slightly different data. This occurs due to on-going data entry by SPOs, resulting in changes. IRCC is actively reviewing data quality and integrity.
- Permanent resident data is preliminary and subject to change.