

ANNUAL STATEMENT - AMENDED - 2

OF THE
**CITIZENS PROPERTY INSURANCE
CORPORATION**

2006

OF
Tallahassee
IN THE STATE OF
FLORIDA
TO THE
INSURANCE DEPARTMENT
OF THE
STATE OF FLORIDA
FOR THE YEAR ENDED
DECEMBER 31, 2006

PROPERTY AND CASUALTY

2006



ANNUAL STATEMENT
FOR THE YEAR ENDED DECEMBER 31, 2006
OF THE CONDITION AND AFFAIRS OF THE
CITIZENS PROPERTY INSURANCE CORPORATION

NAIC Group Code 0000 0000 NAIC Company Code 10064 Employer's ID Number 59-3164851
Organized under the Laws of Florida, State of Domicile or Port of Entry Florida
Country of Domicile United States
Incorporated/Organized 01/21/1993 Commenced Business 01/21/1993
Statutory Home Office 101 North Monroe Street Suite 1000 Tallahassee, FL 32301
Main Administrative Office 101 North Monroe Street Suite 1000 Tallahassee, FL 32301 850-513-3700
Mail Address 101 North Monroe Street Suite 1000 Tallahassee, FL 32301
Primary Location of Books and Records 101 North Monroe Street Suite 1000 Tallahassee, FL 32301 850-513-3753
Internet Website Address www.citizensfla.com
Statutory Statement Contact Jennifer Montero CPA 850-513-3753
Policyowner Relations Contact 101 North Monroe Street, Suite 1000 Tallahassee, FL 32301 850-513-3700

OFFICERS

Table with 4 columns: Name, Title, Name, Title. Rows include Scott Wallace (President and Executive Director), Sharon Binnun CPA # (Chief Financial Officer), Susanne Murphy (Executive Vice President).

OTHER OFFICERS

DIRECTORS OR TRUSTEES

Table with 4 columns: Name, Name, Name, Name. Rows include Carlos Lacasa, Richard DeChene, Jay Odom, G. Bruce Douglas, Gloria W. Fletcher, Earl Horton, Jr., Cheryl Herrin, John Collins.

State of FLORIDA

County of LEON ss

The officers of this reporting entity, being duly sworn, each depose and say that they are the described officers of said reporting entity, and that on the reporting period stated above, all of the herein described assets were the absolute property of the said reporting entity, free and clear from any liens or claims thereon, except as herein stated, and that this statement, together with related exhibits, schedules and explanations therein contained, annexed or referred to is a full and true statement of all the assets and liabilities and of the condition and affairs of the said reporting entity as of the reporting period stated above, and of its income and deductions therefrom for the period ended, and have been completed in accordance with the NAIC Annual Statement Instructions and Accounting Practices and Procedures Manual except to the extent that: (1) state law may differ; or, (2) that state rules or regulations require differences in reporting not related to accounting practices and procedures, according to the best of their information, knowledge and belief, respectively. Furthermore, the scope of this attestation by the described officers also includes the related corresponding electronic filing with the NAIC, when required, that is an exact copy (except for formatting differences due to electronic filing) of the enclosed statement. The electronic filing may be requested by various regulators in lieu of or in addition to the enclosed statement.

Signature lines for Scott Wallace (President and Executive Director), Susanne Murphy (Executive Vice President), Sharon Binnun, CPA (Chief Financial Officer). Includes a table for filing details: a. Is this an original filing? Yes [] No [X]; b. If no, 1. State the amendment number 2; 2. Date filed 07/12/2007; 3. Number of pages attached 1.

AMENDED-2- ANNUAL STATEMENT FOR THE YEAR 2006 OF THE CITIZENS PROPERTY INSURANCE CORPORATION

ASSETS

	Current Year			Prior Year
	1 Assets	2 Nonadmitted Assets	3 Net Admitted Assets (Cols. 1 - 2)	4 Net Admitted Assets
1. Bonds (Schedule D).....	3,619,872,731		3,619,872,731	2,197,037,885
2. Stocks (Schedule D):				
2.1 Preferred stocks	0		0	0
2.2 Common stocks	0		0	0
3. Mortgage loans on real estate (Schedule B):				
3.1 First liens			0	0
3.2 Other than first liens			0	0
4. Real estate (Schedule A):				
4.1 Properties occupied by the company (less \$ encumbrances).....			0	0
4.2 Properties held for the production of income (less \$ encumbrances)			0	0
4.3 Properties held for sale (less \$ encumbrances).....			0	0
5. Cash (\$ (131,053,429) , Schedule E, Part 1), cash equivalents (\$416,689,853 , Schedule E, Part 2) and short-term investments (\$3,351,052,669 , Schedule DA).....	3,636,689,091		3,636,689,091	487,004,871
6. Contract loans, (including \$premium notes)			0	0
7. Other invested assets (Schedule BA)	0	0	0	0
8. Receivables for securities	1,685,000		1,685,000	0
9. Aggregate write-ins for invested assets	0	0	0	0
10. Subtotals, cash and invested assets (Lines 1 to 9)	7,258,246,822	0	7,258,246,822	2,684,042,756
11. Title plants less \$ charged off (for Title insurers only).....			0	0
12. Investment income due and accrued	37,349,196		37,349,196	19,418,334
13. Premiums and considerations:				
13.1 Uncollected premiums and agents' balances in the course of collection	237,696,819	8,074,638	229,622,181	9,083,020
13.2 Deferred premiums, agents' balances and installments booked but deferred and not yet due (including \$ earned but unbilled premium).....			0	0
13.3 Accrued retrospective premium.....			0	0
14. Reinsurance:				
14.1 Amounts recoverable from reinsurers	129,043,570		129,043,570	16,202,454
14.2 Funds held by or deposited with reinsured companies			0	0
14.3 Other amounts receivable under reinsurance contracts	13,599,262	1,465,286	12,133,976	7,645,758
15. Amounts receivable relating to uninsured plans			0	0
16.1 Current federal and foreign income tax recoverable and interest thereon	168,059,859		168,059,859	0
16.2 Net deferred tax asset.....			0	0
17. Guaranty funds receivable or on deposit			0	0
18. Electronic data processing equipment and software.....	10,625,624	6,676,312	3,949,312	0
19. Furniture and equipment, including health care delivery assets (\$)	3,701,165	3,701,165	0	0
20. Net adjustment in assets and liabilities due to foreign exchange rates			0	0
21. Receivables from parent, subsidiaries and affiliates	363,058		363,058	347,542
22. Health care (\$) and other amounts receivable.....			0	0
23. Aggregate write-ins for other than invested assets	977,415,973	4,040,047	973,375,926	97,043,389
24. Total assets excluding Separate Accounts, Segregated Accounts and Protected Cell Accounts (Lines 10 to 23).....	8,836,101,348	23,957,448	8,812,143,900	2,833,783,253
25. From Separate Accounts, Segregated Accounts and Protected Cell Accounts.....			0	0
26. Total (Lines 24 and 25)	8,836,101,348	23,957,448	8,812,143,900	2,833,783,253
DETAILS OF WRITE-INS				
0901.				
0902.				
0903.				
0998. Summary of remaining write-ins for Line 9 from overflow page	0	0	0	0
0999. Totals (Lines 0901 thru 0903 plus 0998)(Line 9 above)	0	0	0	0
2301. ASSESSMENT RECEIVABLE.....	971,984,860		971,984,860	96,643,726
2302. OTHER ASSETS NONADMITTED.....	2,889,221	2,889,221	0	0
2303. OTHER ASSETS.....	2,541,892	1,150,826	1,391,066	399,663
2398. Summary of remaining write-ins for Line 23 from overflow page	0	0	0	0
2399. Totals (Lines 2301 thru 2303 plus 2398)(Line 23 above)	977,415,973	4,040,047	973,375,926	97,043,389

AMENDED-2- ANNUAL STATEMENT FOR THE YEAR 2006 OF THE CITIZENS PROPERTY INSURANCE CORPORATION

LIABILITIES, SURPLUS AND OTHER FUNDS

	1 Current Year	2 Prior Year
1. Losses (Part 2A, Line 34, Column 8)	506,437,533	1,267,634,890
2. Reinsurance payable on paid losses and loss adjustment expenses (Schedule F, Part 1, Column 6)		0
3. Loss adjustment expenses (Part 2A, Line 34, Column 9)	81,168,303	217,380,830
4. Commissions payable, contingent commissions and other similar charges	10,912,418	4,447,390
5. Other expenses (excluding taxes, licenses and fees)	32,796,231	43,526,367
6. Taxes, licenses and fees (excluding federal and foreign income taxes)	15,767,222	30,994,553
7.1 Current federal and foreign income taxes (including \$ on realized capital gains (losses))		54,899,104
7.2 Net deferred tax liability		0
8. Borrowed money \$5,194,583,215 and interest thereon \$43,339,522	5,237,922,737	2,183,278,012
9. Unearned premiums (Part 1A, Line 37, Column 5) (after deducting unearned premiums for ceded reinsurance of \$11,338,041 and including warranty reserves of \$)	1,601,575,517	705,191,535
10. Advance premium	46,729,778	28,867,911
11. Dividends declared and unpaid:		
11.1 Stockholders		0
11.2 Policyholders		0
12. Ceded reinsurance premiums payable (net of ceding commissions)	7,082	30,200,903
13. Funds held by company under reinsurance treaties (Schedule F, Part 3, Column 19)	13,160	36,247
14. Amounts withheld or retained by company for account of others	1,168,714	322,200
15. Remittances and items not allocated	128,627,018	47,325,417
16. Provision for reinsurance (Schedule F, Part 7)	5,282,339	10,890,158
17. Net adjustments in assets and liabilities due to foreign exchange rates		0
18. Drafts outstanding		0
19. Payable to parent, subsidiaries and affiliates		0
20. Payable for securities		0
21. Liability for amounts held under uninsured plans		0
22. Capital notes \$ and interest thereon \$		0
23. Aggregate write-ins for liabilities	21,280,216	19,902,503
24. Total liabilities excluding protected cell liabilities (Lines 1 through 23)	7,689,688,268	4,644,898,020
25. Protected cell liabilities		0
26. Total liabilities (Lines 24 and 25)	7,689,688,268	4,644,898,020
27. Aggregate write-ins for special surplus funds	272,168,050	220,241,333
28. Common capital stock		0
29. Preferred capital stock		0
30. Aggregate write-ins for other than special surplus funds	0	(75,340)
31. Surplus notes		0
32. Gross paid in and contributed surplus		0
33. Unassigned funds (surplus)	850,287,582	(2,031,280,760)
34. Less treasury stock, at cost:		
34.1 shares common (value included in Line 28 \$)		0
34.2 shares preferred (value included in Line 29 \$)		0
35. Surplus as regards policyholders (Lines 27 to 33, less 34) (Page 4, Line 39)	1,122,455,632	(1,811,114,767)
36. Totals (Page 2, Line 26, Col. 3)	8,812,143,900	2,833,783,253
DETAILS OF WRITE-INS		
2301. DEFERRED GAIN ON SWAP TERMINATIONS	1,990,100	2,029,320
2302. ESCHEAT FUNDS	19,290,116	15,365,006
2303. DEFERRED GAIN ON SALE OF ASSETS		2,508,177
2398. Summary of remaining write-ins for Line 23 from overflow page	0	0
2399. Totals (Lines 2301 through 2303 plus 2398) (Line 23 above)	21,280,216	19,902,503
2701. DEFEASANCE ACCOUNT	272,168,050	220,241,333
2702.		
2703.		
2798. Summary of remaining write-ins for Line 27 from overflow page	0	0
2799. Totals (Lines 2701 through 2703 plus 2798) (Line 27 above)	272,168,050	220,241,333
3001. MINIMUM LIABILITY FOR ACCRUED POST- RETIREMENT BENEFIT		(75,340)
3002.		
3003.		
3098. Summary of remaining write-ins for Line 30 from overflow page	0	0
3099. Totals (Lines 3001 through 3003 plus 3098) (Line 30 above)	0	(75,340)

AMENDED-2- ANNUAL STATEMENT FOR THE YEAR 2006 OF THE CITIZENS PROPERTY INSURANCE CORPORATION

STATEMENT OF INCOME

	1 Current Year	2 Prior Year
UNDERWRITING INCOME		
1. Premiums earned (Part 1, Line 34, Column 4)	2,054,284,673	1,055,746,118
DEDUCTIONS:		
2. Losses incurred (Part 2, Line 34, Column 7)	589,743,783	2,401,938,689
3. Loss expenses incurred (Part 3, Line 25, Column 1)	70,108,831	326,232,327
4. Other underwriting expenses incurred (Part 3, Line 25, Column 2)	386,238,881	197,993,890
5. Aggregate write-ins for underwriting deductions	0	0
6. Total underwriting deductions (Lines 2 through 5)	1,046,091,495	2,926,164,906
7. Net income of protected cells	0	0
8. Net underwriting gain (loss) (Line 1 minus Line 6 plus Line 7)	1,008,193,178	(1,870,418,788)
INVESTMENT INCOME		
9. Net investment income earned (Exhibit of Net Investment Income, Line 17)	9,885,703	8,014,805
10. Net realized capital gains (losses) less capital gains tax of \$ (Exhibit of Capital Gains (Losses))	(21,485,034)	(14,250,772)
11. Net investment gain (loss) (Lines 9 + 10)	(11,599,331)	(6,235,967)
OTHER INCOME		
12. Net gain (loss) from agents' or premium balances charged off (amount recovered \$74,420 amount charged off \$197,960)	(123,540)	(296,122)
13. Finance and service charges not included in premiums	(50,927)	368,549
14. Aggregate write-ins for miscellaneous income	1,720,140,515	465,083,721
15. Total other income (Lines 12 through 14)	1,719,966,048	465,156,148
16. Net income before dividends to policyholders, after capital gains tax and before all other federal and foreign income taxes (Lines 8 + 11 + 15)	2,716,559,895	(1,411,498,607)
17. Dividends to policyholders	0	0
18. Net income, after dividends to policyholders, after capital gains tax and before all other federal and foreign income taxes (Line 16 minus Line 17)	2,716,559,895	(1,411,498,607)
19. Federal and foreign income taxes incurred	(220,458,963)	0
20. Net income (Line 18 minus Line 19) (to Line 22)	2,937,018,858	(1,411,498,607)
CAPITAL AND SURPLUS ACCOUNT		
21. Surplus as regards policyholders, December 31 prior year (Page 4, Line 39, Column 2)	(1,811,114,767)	(383,525,766)
22. Net income (from Line 20)	2,937,018,858	(1,411,498,607)
23. Net transfers (to) from Protected Cell accounts	0	0
24. Change in net unrealized capital gains or (losses) less capital gains tax of \$	0	0
25. Change in net unrealized foreign exchange capital gain (loss)	0	0
26. Change in net deferred income tax	0	0
27. Change in nonadmitted assets (Exhibit of Nonadmitted Assets, Line 26, Col. 3)	(9,131,618)	(5,124,896)
28. Change in provision for reinsurance (Page 3, Line 16, Column 2 minus Column 1)	5,607,819	(10,890,158)
29. Change in surplus notes	0	0
30. Surplus (contributed to) withdrawn from protected cells	0	0
31. Cumulative effect of changes in accounting principles	0	0
32. Capital changes:		
32.1. Paid in	0	0
32.2. Transferred from surplus (Stock Dividend)	0	0
32.3. Transferred to surplus	0	0
33. Surplus adjustments:		
33.1. Paid in	0	0
33.2. Transferred to capital (Stock Dividend)	0	0
33.3. Transferred from capital	0	0
34. Net remittances from or (to) Home Office	0	0
35. Dividends to stockholders	0	0
36. Change in treasury stock (Page 3, Lines 34.1 and 34.2, Column 2 minus Column 1)	0	0
37. Aggregate write-ins for gains and losses in surplus	75,340	(75,340)
38. Change in surplus as regards policyholders for the year (Lines 22 through 37)	2,933,570,399	(1,427,589,001)
39. Surplus as regards policyholders, December 31 current year (Line 21 plus Line 38) (Page 3, Line 35)	1,122,455,632	(1,811,114,767)
DETAILS OF WRITE-INS		
0501.		
0502.		
0503.		
0598. Summary of remaining write-ins for Line 5 from overflow page	0	0
0599. Totals (Lines 0501 through 0503 plus 0598) (Line 5 above)	0	0
1401. TAKE-OUT BONUS (DEPOPULATION)	2,852,947	(48,843,004)
1402. BAD DEBT RECOVERY/(WRITE OFF) OTHER THAN PREMIUM	(20,822)	52,209
1403. LOC FEES AND NOTES ISSUED COSTS	(48,075,609)	(1,578,816)
1498. Summary of remaining write-ins for Line 14 from overflow page	1,765,383,999	515,453,332
1499. Totals (Lines 1401 through 1403 plus 1498) (Line 14 above)	1,720,140,515	465,083,721
3701. CHANGE IN EXCESS ADDITIONAL PENSION LIABILITY OVER UNRECOGNIZED PRIOR SERVICE COSTS	75,340	(75,340)
3702.		
3703.		
3798. Summary of remaining write-ins for Line 37 from overflow page	0	0
3799. Totals (Lines 3701 through 3703 plus 3798) (Line 37 above)	75,340	(75,340)

AMENDED-2- ANNUAL STATEMENT FOR THE YEAR 2006 OF THE CITIZENS PROPERTY INSURANCE CORPORATION

CASH FLOW

	1 Current Year	2 Prior Year
Cash from Operations		
1. Premiums collected net of reinsurance.....	2,788,951,837	1,157,414,470
2. Net investment income.....	(6,862,129)	12,663,187
3. Miscellaneous income.....	1,611,026,955	468,833,556
4. Total (Lines 1 through 3).....	4,393,116,663	1,638,911,213
5. Benefit and loss related payments.....	1,557,262,507	2,935,197,786
6. Net transfers to Separate, Segregated Accounts and Protected Cell Accounts.....	0	0
7. Commissions, expenses paid and aggregate write-ins for deductions.....	407,324,973	96,733,471
8. Dividends paid to policyholders.....	0	0
9. Federal and foreign income taxes paid (recovered) \$ net of tax on capital gains (losses)	0	0
10. Total (Lines 5 through 9).....	1,964,587,480	3,031,931,257
11. Net cash from operations (Line 4 minus Line 10).....	2,428,529,183	(1,393,020,044)
Cash from Investments		
12. Proceeds from investments sold, matured or repaid:		
12.1 Bonds.....	2,364,429,530	1,927,897,535
12.2 Stocks.....	0	0
12.3 Mortgage loans.....	0	0
12.4 Real estate.....	(2,508,177)	2,508,177
12.5 Other invested assets.....	0	0
12.6 Net gains or (losses) on cash, cash equivalents and short-term investments.....	(948,340)	(160,288)
12.7 Miscellaneous proceeds.....	(1,685,000)	0
12.8 Total investment proceeds (Lines 12.1 to 12.7).....	2,359,288,013	1,930,245,424
13. Cost of investments acquired (long-term only):		
13.1 Bonds.....	3,804,378,594	1,510,780,526
13.2 Stocks.....	0	0
13.3 Mortgage loans.....	0	0
13.4 Real estate.....	0	0
13.5 Other invested assets.....	0	0
13.6 Miscellaneous applications.....	0	0
13.7 Total investments acquired (Lines 13.1 to 13.6).....	3,804,378,594	1,510,780,526
14. Net increase (decrease) in contract loans and premium notes.....	0	0
15. Net cash from investments (Line 12.8 minus Line 13.7 minus Line 14).....	(1,445,090,581)	419,464,898
Cash from Financing and Miscellaneous Sources		
16. Cash provided (applied):		
16.1 Surplus notes, capital notes.....	0	0
16.2 Capital and paid in surplus, less treasury stock.....	0	0
16.3 Borrowed funds.....	3,050,000,000	0
16.4 Net deposits on deposit-type contracts and other insurance liabilities.....	0	0
16.5 Dividends to stockholders.....	0	0
16.6 Other cash provided (applied).....	(883,754,382)	(101,590,925)
17. Net cash from financing and miscellaneous sources (Line 16.1 to Line 16.4 minus Line 16.5 plus Line 16.6).....	2,166,245,618	(101,590,925)
RECONCILIATION OF CASH, CASH EQUIVALENTS AND SHORT-TERM INVESTMENTS		
18. Net change in cash, cash equivalents and short-term investments (Line 11, plus Lines 15 and Line 17).....	3,149,684,220	(1,075,146,071)
19. Cash, cash equivalents and short-term investments:		
19.1 Beginning of year.....	487,004,871	1,562,150,942
19.2 End of year (Line 18 plus Line 19.1).....	3,636,689,091	487,004,871

AMENDED-2- ANNUAL STATEMENT FOR THE YEAR 2006 OF THE CITIZENS PROPERTY INSURANCE CORPORATION

UNDERWRITING AND INVESTMENT EXHIBIT

PART 1 - PREMIUMS EARNED

Lines of Business		1	2	3	4
		Net Premiums Written per Column 6, Part 1B	Unearned Premiums Dec. 31 Prior Year - per Col. 3, Last Year's Part 1	Unearned Premiums Dec. 31 Current Year - per Col. 5 Part 1A	Premiums Earned During Year (Cols. 1 + 2 - 3)
1.	Fire	204,332,137	19,252,127	84,652,807	138,931,457
2.	Allied lines	1,563,455,619	475,124,228	894,068,029	1,144,511,818
3.	Farmowners multiple peril	0	0	0	0
4.	Homeowners multiple peril	1,182,880,899	210,815,180	622,854,681	770,841,398
5.	Commercial multiple peril	0	0	0	0
6.	Mortgage guaranty	0	0	0	0
8.	Ocean marine	0	0	0	0
9.	Inland marine	0	0	0	0
10.	Financial guaranty	0	0	0	0
11.1	Medical malpractice - occurrence	0	0	0	0
11.2	Medical malpractice - claims-made	0	0	0	0
12.	Earthquake	0	0	0	0
13.	Group accident and health	0	0	0	0
14.	Credit accident and health (group and individual)	0	0	0	0
15.	Other accident and health	0	0	0	0
16.	Workers' compensation	0	0	0	0
17.1	Other liability - occurrence	0	0	0	0
17.2	Other liability - claims-made	0	0	0	0
18.1	Products liability - occurrence	0	0	0	0
18.2	Products liability - claims-made	0	0	0	0
19.1,19.2	Private passenger auto liability	0	0	0	0
19.3,19.4	Commercial auto liability	0	0	0	0
21.	Auto physical damage	0	0	0	0
22.	Aircraft (all perils)	0	0	0	0
23.	Fidelity	0	0	0	0
24.	Surety	0	0	0	0
26.	Burglary and theft	0	0	0	0
27.	Boiler and machinery	0	0	0	0
28.	Credit	0	0	0	0
29.	International	0	0	0	0
30.	Reinsurance - Nonproportional Assumed Property	0	0	0	0
31.	Reinsurance - Nonproportional Assumed Liability	0	0	0	0
32.	Reinsurance - Nonproportional Assumed Financial Lines	0	0	0	0
33.	Aggregate write-ins for other lines of business	0	0	0	0
34.	TOTALS	2,950,668,655	705,191,535	1,601,575,517	2,054,284,673
DETAILS OF WRITE-INS					
3301.				
3302.				
3303.				
3398.	Summary of remaining write-ins for Line 33 from overflow page	0	0	0	0
3399.	Totals (Lines 3301 through 3303 plus 3398) (Line 33 above)	0	0	0	0

AMENDED-2- ANNUAL STATEMENT FOR THE YEAR 2006 OF THE CITIZENS PROPERTY INSURANCE CORPORATION

UNDERWRITING AND INVESTMENT EXHIBIT

PART 1A - RECAPITULATION OF ALL PREMIUMS

Line of Business	1 Amount Unearned (Running One Year or Less from Date of Policy) (a)	2 Amount Unearned (Running More Than One Year from Date of Policy) (a)	3 Earned but Unbilled Premium	4 Reserve for Rate Credits and Retrospective Adjustments Based on Experience	5 Total Reserve for Unearned Premiums Cols. 1 + 2 + 3 + 4
1. Fire	84,652,807				84,652,807
2. Allied lines	894,068,029				894,068,029
3. Farmowners multiple peril					0
4. Homeowners multiple peril	622,854,681				622,854,681
5. Commercial multiple peril					0
6. Mortgage guaranty					0
8. Ocean marine					0
9. Inland marine					0
10. Financial guaranty					0
11.1 Medical malpractice - occurrence					0
11.2 Medical malpractice - claims-made					0
12. Earthquake					0
13. Group accident and health					0
14. Credit accident and health (group and individual)					0
15. Other accident and health					0
16. Workers' compensation					0
17.1 Other liability - occurrence					0
17.2 Other liability - claims-made					0
18.1 Products liability - occurrence					0
18.2 Products liability - claims-made					0
19.1,19.2 Private passenger auto liability					0
19.3,19.4 Commercial auto liability					0
21. Auto physical damage					0
22. Aircraft (all perils)					0
23. Fidelity					0
24. Surety					0
26. Burglary and theft					0
27. Boiler and machinery					0
28. Credit					0
29. International					0
30. Reinsurance - Nonproportional Assumed Property					0
31. Reinsurance - Nonproportional Assumed Liability					0
32. Reinsurance - Nonproportional Assumed Financial Lines					0
33. Aggregate write-ins for other lines of business	0	0	0	0	0
34. TOTALS	1,601,575,517	0	0	0	1,601,575,517
35. Accrued retrospective premiums based on experience					
36. Earned but unbilled premiums					
37. Balance (Sum of Line 34 through 36)					1,601,575,517
DETAILS OF WRITE-INS					
3301.					
3302.					
3303.					
3398. Summary of remaining write-ins for Line 33 from overflow page	0	0	0	0	0
3399. Totals (Lines 3301 thru 3303 plus 3398) (Line 33 above)	0	0	0	0	0

(a) State here basis of computation used in each case .

AMENDED-2- ANNUAL STATEMENT FOR THE YEAR 2006 OF THE CITIZENS PROPERTY INSURANCE CORPORATION

UNDERWRITING AND INVESTMENT EXHIBIT

PART 1B - PREMIUMS WRITTEN

Line of Business	1 Direct Business (a)	Reinsurance Assumed		Reinsurance Ceded		6 Net Premiums Written Cols. 1 + 2 + 3 - 4 - 5
		2 From Affiliates	3 From Non-Affiliates	4 To Affiliates	5 To Non-Affiliates	
1. Fire	220,757,758				16,425,621	204,332,137
2. Allied lines	1,881,253,357				317,797,738	1,563,455,619
3. Farmowners multiple peril						0
4. Homeowners multiple peril	1,298,388,455				115,507,556	1,182,880,899
5. Commercial multiple peril						0
6. Mortgage guaranty						0
8. Ocean marine						0
9. Inland marine						0
10. Financial guaranty						0
11.1 Medical malpractice - occurrence						0
11.2 Medical malpractice - claims-made						0
12. Earthquake						0
13. Group accident and health						0
14. Credit accident and health (group and individual)						0
15. Other accident and health						0
16. Workers' compensation						0
17.1 Other liability - occurrence						0
17.2 Other liability - claims-made						0
18.1 Products liability - occurrence						0
18.2 Products liability - claims-made						0
19.1,19.2 Private passenger auto liability						0
19.3,19.4 Commercial auto liability						0
21. Auto physical damage						0
22. Aircraft (all perils)						0
23. Fidelity						0
24. Surety						0
26. Burglary and theft						0
27. Boiler and machinery						0
28. Credit						0
29. International						0
30. Reinsurance - Nonproportional Assumed Property	XXX					0
31. Reinsurance - Nonproportional Assumed Liability	XXX					0
32. Reinsurance - Nonproportional Assumed Financial Lines	XXX					0
33. Aggregate write-ins for other lines of business	0	0	0	0	0	0
34. TOTALS	3,400,399,570	0	0	0	449,730,915	2,950,668,655
DETAILS OF WRITE-INS						
3301.						
3302.						
3303.						
3398. Summary of remaining write-ins for Line 33 from overflow page	0	0	0	0	0	0
3399. Totals (Lines 3301 through 3303 plus 3398) (Line 33 above)	0	0	0	0	0	0

(a) Does the company's direct premiums written include premiums recorded on an installment basis? Yes [] No [X]

If yes: 1. The amount of such installment premiums \$

2. Amount at which such installment premiums would have been reported had they been reported on an annualized basis \$

AMENDED-2- ANNUAL STATEMENT FOR THE YEAR 2006 OF THE CITIZENS PROPERTY INSURANCE CORPORATION

UNDERWRITING AND INVESTMENT EXHIBIT

PART 2 - LOSSES PAID AND INCURRED

Line of Business	Losses Paid Less Salvage				5 Net Losses Unpaid Current Year (Part 2A, Col. 8)	6 Net Losses Unpaid Prior Year	7 Losses Incurred Current Year (Cols. 4 + 5 - 6)	8 Percentage of Losses Incurred (Col. 7, Part 2) to Premiums Earned (Col. 4, Part 1)
	1 Direct Business	2 Reinsurance Assumed	3 Reinsurance Recovered	4 Net Payments (Cols. 1 + 2 - 3)				
1. Fire	21,674,966		581,510	21,093,456	(87,638,057)	25,202,222	(91,746,823)	(66.0)
2. Allied lines	1,473,847,116		312,510,340	1,161,336,776	461,088,258	1,123,975,464	498,449,570	43.6
3. Farmowners multiple peril				0	0	0	0	0.0
4. Homeowners multiple peril	448,143,967		279,633,059	168,510,908	132,987,332	118,457,204	183,041,036	23.7
5. Commercial multiple peril				0	0	0	0	0.0
6. Mortgage guaranty				0	0	0	0	0.0
8. Ocean marine				0	0	0	0	0.0
9. Inland marine				0	0	0	0	0.0
10. Financial guaranty				0	0	0	0	0.0
11.1 Medical malpractice - occurrence				0	0	0	0	0.0
11.2 Medical malpractice - claims-made				0	0	0	0	0.0
12. Earthquake				0	0	0	0	0.0
13. Group accident and health				0	0	0	0	0.0
14. Credit accident and health (group and individual)				0	0	0	0	0.0
15. Other accident and health				0	0	0	0	0.0
16. Workers' compensation				0	0	0	0	0.0
17.1 Other liability - occurrence				0	0	0	0	0.0
17.2 Other liability - claims-made				0	0	0	0	0.0
18.1 Products liability - occurrence				0	0	0	0	0.0
18.2 Products liability - claims-made				0	0	0	0	0.0
19.1,19.2 Private passenger auto liability				0	0	0	0	0.0
19.3,19.4 Commercial auto liability				0	0	0	0	0.0
21. Auto physical damage				0	0	0	0	0.0
22. Aircraft (all perils)				0	0	0	0	0.0
23. Fidelity				0	0	0	0	0.0
24. Surety				0	0	0	0	0.0
26. Burglary and theft				0	0	0	0	0.0
27. Boiler and machinery				0	0	0	0	0.0
28. Credit				0	0	0	0	0.0
29. International				0	0	0	0	0.0
30. Reinsurance - Nonproportional Assumed Property	XXX			0	0	0	0	0.0
31. Reinsurance - Nonproportional Assumed Liability	XXX			0	0	0	0	0.0
32. Reinsurance - Nonproportional Assumed Financial Lines	XXX			0	0	0	0	0.0
33. Aggregate write-ins for other lines of business	0	0	0	0	0	0	0	0.0
34. TOTALS	1,943,666,049	0	592,724,909	1,350,941,140	506,437,533	1,267,634,890	589,743,783	28.7
DETAILS OF WRITE-INS								
3301.								
3302.								
3303.								
3398. Summary of remaining write-ins for Line 33 from overflow page	0	0	0	0	0	0	0	0.0
3399. Totals (Lines 3301 through 3303 + 3398) (Line 33 above)	0	0	0	0	0	0	0	0.0

6

AMENDED-2- ANNUAL STATEMENT FOR THE YEAR 2006 OF THE CITIZENS PROPERTY INSURANCE CORPORATION

UNDERWRITING AND INVESTMENT EXPENSES
PART 2A - UNPAID LOSSES AND LOSS ADJUSTMENT EXPENSES

Line of Business	Reported Losses			Incurred But Not Reported			8 Net Losses Unpaid (Cols. 4 + 5 + 6 - 7)	9 Unpaid Loss Adjustment Expenses
	1 Direct	2 Reinsurance Assumed	3 Deduct Reinsurance Recoverable from Authorized and Unauthorized Companies	4 Net Losses Excl. Incurred But Not Reported (Cols. 1 + 2 - 3)	5 Direct	6 Reinsurance Assumed		
1. Fire	5,258,100		3,734,123	1,523,977	3,243,748		92,405,782	(2,649,743)
2. Allied lines	240,978,057		46,680,862	194,297,195	242,433,512		(24,357,551)	39,440,432
3. Farmowners multiple peril								
4. Homeowners multiple peril	98,030,855		11,259,163	86,771,692	65,862,433		19,646,793	44,377,614
5. Commercial multiple peril								
6. Mortgage guaranty								
8. Ocean marine								
9. Inland marine								
10. Financial guaranty								
11.1 Medical malpractice - occurrence								
11.2 Medical malpractice - claims-made								
12. Earthquake								
13. Group accident and health								
14. Credit accident and health (group and individual)							(a)	
15. Other accident and health							(a)	
16. Workers' compensation								
17.1 Other liability - occurrence								
17.2 Other liability - claims-made								
18.1 Products liability - occurrence								
18.2 Products liability - claims-made								
19.1,19.2 Private passenger auto liability								
19.3,19.4 Commercial auto liability								
21. Auto physical damage								
22. Aircraft (all perils)								
23. Fidelity								
24. Surety								
26. Burglary and theft								
27. Boiler and machinery								
28. Credit								
29. International								
30. Reinsurance - Nonproportional Assumed Property	XXX							
31. Reinsurance - Nonproportional Assumed Liability	XXX							
32. Reinsurance - Nonproportional Assumed Financial Lines	XXX							
33. Aggregate write-ins for other lines of business	.0		.0		.0		.0	.0
34. TOTALS	344,267,012		61,674,148	282,592,864	311,539,683		87,695,024	81,168,303
DETAILS OF WRITE-INS								
3301.								
3302.								
3303.								
3398.		.0	.0	.0	.0		.0	.0
3399.		.0	.0	.0	.0		.0	.0

(a) Including \$ for present value of life indemnity claims.

AMENDED-2- ANNUAL STATEMENT FOR THE YEAR 2006 OF THE CITIZENS PROPERTY INSURANCE CORPORATION

UNDERWRITING AND INVESTMENT EXHIBIT

PART 3 - EXPENSES

	1 Loss Adjustment Expenses	2 Other Underwriting Expenses	3 Investment Expenses	4 Total
1. Claim adjustment services:				
1.1 Direct	16,657,122			16,657,122
1.2 Reinsurance assumed				0
1.3 Reinsurance ceded	(36,719,630)			(36,719,630)
1.4 Net claim adjustment services (1.1 + 1.2 - 1.3)	53,376,752	0	0	53,376,752
2. Commission and brokerage:				
2.1 Direct, excluding contingent		259,710,403		259,710,403
2.2 Reinsurance assumed, excluding contingent				0
2.3 Reinsurance ceded, excluding contingent		7,544,268		7,544,268
2.4 Contingent-direct				0
2.5 Contingent-reinsurance assumed				0
2.6 Contingent-reinsurance ceded				0
2.7 Policy and membership fees				0
2.8 Net commission and brokerage (2.1 + 2.2 - 2.3 + 2.4 + 2.5 - 2.6 + 2.7)	0	252,166,135	0	252,166,135
3. Allowances to manager and agents		14,069,472		14,069,472
4. Advertising	(291,531)	78,510		(213,021)
5. Boards, bureaus and associations		2,205,835		2,205,835
6. Surveys and underwriting reports		1,539,838		1,539,838
7. Audit of assureds' records				0
8. Salary and related items:				
8.1 Salaries	9,944,759	26,575,071		36,519,830
8.2 Payroll taxes	393,279	2,091,183		2,484,462
9. Employee relations and welfare	1,316,323	6,695,910		8,012,233
10. Insurance	14,637	97,959		112,596
11. Directors' fees		40,569		40,569
12. Travel and travel items	670,302	976,180		1,646,482
13. Rent and rent items	694,055	2,638,115		3,332,170
14. Equipment	1,043,604	6,321,998		7,365,602
15. Cost or depreciation of EDP equipment and software	663,575	4,440,848		5,104,423
16. Printing and stationery	634,013	1,252,502		1,886,515
17. Postage, telephone and telegraph, exchange and express	734,199	3,426,317		4,160,516
18. Legal and auditing		19,714,264		19,714,264
19. Totals (Lines 3 to 18)	15,817,215	92,164,571	0	107,981,786
20. Taxes, licenses and fees:				
20.1 State and local insurance taxes deducting guaranty association credits of \$		28,776,834		28,776,834
20.2 Insurance department licenses and fees				0
20.3 Gross guaranty association assessments				0
20.4 All other (excluding federal and foreign income and real estate)				0
20.5 Total taxes, licenses and fees (20.1 + 20.2 + 20.3 + 20.4)	0	28,776,834	0	28,776,834
21. Real estate expenses				0
22. Real estate taxes				0
23. Reimbursements by uninsured plans				0
24. Aggregate write-ins for miscellaneous expenses	914,864	13,131,341	3,070,353	17,116,558
25. Total expenses incurred	70,108,831	386,238,881	3,070,353 (a)	459,418,065
26. Less unpaid expenses - current year	81,168,303	58,691,980	783,893	140,644,176
27. Add unpaid expenses - prior year	217,380,830	78,529,121	439,189	296,349,140
28. Amounts receivable relating to uninsured plans, prior year	0	0	0	0
29. Amounts receivable relating to uninsured plans, current year				0
30. TOTAL EXPENSES PAID (Lines 25 - 26 + 27 - 28 + 29)	206,321,358	406,076,022	2,725,649	615,123,029
DETAILS OF WRITE-INS				
2401. OTHER PROFESSIONAL FEES	658,377	11,723,945		12,382,322
2402. MISCELLANEOUS	256,487	1,714,519		1,971,006
2403. INVESTMENT MANAGEMENT FEES			3,070,353	3,070,353
2498. Summary of remaining write-ins for Line 24 from overflow page	0	(307,123)	0	(307,123)
2499. Totals (Lines 2401 through 2403 plus 2498) (Line 24 above)	914,864	13,131,341	3,070,353	17,116,558

(a) Includes management fees of \$ to affiliates and \$ to non-affiliates.

AMENDED-2- ANNUAL STATEMENT FOR THE YEAR 2006 OF THE CITIZENS PROPERTY INSURANCE CORPORATION

EXHIBIT OF NET INVESTMENT INCOME

	1 Collected During Year	2 Earned During Year
1. U.S. Government bonds	(a) 36,360,668	37,291,974
1.1 Bonds exempt from U.S. tax	(a) 72,768,572	81,015,622
1.2 Other bonds (unaffiliated)	(a)	
1.3 Bonds of affiliates	(a)	
2.1 Preferred stocks (unaffiliated)	(b)	
2.11 Preferred stocks of affiliates	(b)	
2.2 Common stocks (unaffiliated)		
2.21 Common stocks of affiliates		
3. Mortgage loans	(c)	
4. Real estate	(d)	
5. Contract loans	0	0
6. Cash, cash equivalents and short-term investments	(e) 107,259,387	115,777,918
7. Derivative instruments	(f)	
8. Other invested assets		
9. Aggregate write-ins for investment income	3,169,953	3,169,953
10. Total gross investment income	219,558,580	237,255,468
11. Investment expenses		(g) 3,070,353
12. Investment taxes, licenses and fees, excluding federal income taxes		(g)
13. Interest expense		(h) 224,299,412
14. Depreciation on real estate and other invested assets		(i)
15. Aggregate write-ins for deductions from investment income		0
16. Total (Lines 11 through 15)		227,369,765
17. Net Investment Income - (Line 10 minus Line 16)		9,885,703
DETAILS OF WRITE-INS		
0901. TIP amortization adjustment based on data verification process	3,169,953	3,169,953
0902.		
0903.		
0998. Summary of remaining write-ins for Line 9 from overflow page	0	0
0999. Totals (Lines 0901 through 0903 plus 0998) (Line 9, above)	3,169,953	3,169,953
1501.		
1502.		
1503.		
1598. Summary of remaining write-ins for Line 15 from overflow page		0
1599. Total (Lines 1501 through 1503 plus 1598) (Line 15, above)		0

- (a) Includes \$ 12,400,939 accrual of discount less \$ 6,471,024 amortization of premium and less \$ 14,693,963 paid for accrued interest on purchases.
 (b) Includes \$ 0 accrual of discount less \$ 0 amortization of premium and less \$ 0 paid for accrued dividends on purchases.
 (c) Includes \$ 0 accrual of discount less \$ 0 amortization of premium and less \$ 0 paid for accrued interest on purchases.
 (d) Includes \$ for company's occupancy of its own buildings; and excludes \$ interest on encumbrances.
 (e) Includes \$ 12,587,326 accrual of discount less \$ 116,266 amortization of premium and less \$ 1,708,079 paid for accrued interest on purchases.
 (f) Includes \$ accrual of discount less \$ amortization of premium.
 (g) Includes \$ investment expenses and \$ investment taxes, licenses and fees, excluding federal income taxes, attributable to segregated and Separate Accounts.
 (h) Includes \$ interest on surplus notes and \$ interest on capital notes.
 (i) Includes \$ depreciation on real estate and \$ depreciation on other invested assets.

EXHIBIT OF CAPITAL GAINS (LOSSES)

	1 Realized Gain (Loss) On Sales or Maturity	2 Other Realized Adjustments	3 Unrealized Increases (Decreases) by Adjustment	4 Total
1. U.S. Government bonds	(8,935,606)			(8,935,606)
1.1 Bonds exempt from U.S. tax				0
1.2 Other bonds (unaffiliated)	(14,108,522)			(14,108,522)
1.3 Bonds of affiliates	0	0	0	0
2.1 Preferred stocks (unaffiliated)				0
2.11 Preferred stocks of affiliates	0	0	0	0
2.2 Common stocks (unaffiliated)				0
2.21 Common stocks of affiliates	0	0	0	0
3. Mortgage loans				0
4. Real estate				0
5. Contract loans				0
6. Cash, cash equivalents and short-term investments	(948,340)			(948,340)
7. Derivative instruments				0
8. Other invested assets				0
9. Aggregate write-ins for capital gains (losses)	2,507,436	0	0	2,507,436
10. Total capital gains (losses)	(21,485,032)	0	0	(21,485,032)
DETAILS OF WRITE-INS				
0901. Fixed Asset Gain	2,507,436			2,507,436
0902.				
0903.				
0998. Summary of remaining write-ins for Line 9 from overflow page	0	0	0	0
0999. Totals (Lines 0901 through 0903 plus 0998) (Line 9, above)	2,507,436	0	0	2,507,436

AMENDED-2- ANNUAL STATEMENT FOR THE YEAR 2006 OF THE CITIZENS PROPERTY INSURANCE CORPORATION

EXHIBIT OF NONADMITTED ASSETS

	1	2	3
	Current Year Total Nonadmitted Assets	Prior Year Nonadmitted Assets	Change in Total Nonadmitted Assets (Col. 2 - Col. 1)
1. Bonds (Schedule D).....	0	0	0
2. Stocks (Schedule D):			
2.1 Preferred stocks	0	0	0
2.2 Common stocks	0	0	0
3. Mortgage loans on real estate (Schedule B):			
3.1 First liens	0	0	0
3.2 Other than first liens	0	0	0
4. Real estate (Schedule A):			
4.1 Properties occupied by the company	0	0	0
4.2 Properties held for the production of income	0	0	0
4.3 Properties held for sale	0	0	0
5. Cash, (Schedule-E, Part 1), cash equivalents (Schedule-E, Part 2) and short-term investments (Schedule DA).....	0	0	0
6. Contract loans	0	0	0
7. Other invested assets (Schedule BA)	0	0	0
8. Receivables for securities	0	0	0
9. Aggregate write-ins for invested assets	0	0	0
10. Subtotals, cash and invested assets (Lines 1 to 9)	0	0	0
11. Title plants (for Title insurers only).....	0	0	0
12. Investment income due and accrued	0	0	0
13. Premiums and considerations:			
13.1 Uncollected premiums and agents' balances in the course of collection	8,074,638	2,415,548	(5,659,090)
13.2 Deferred premiums, agents' balances and installments booked but deferred and not yet due.....	0	0	0
13.3 Accrued retrospective premium.....	0	0	0
14. Reinsurance:			
14.1 Amounts recoverable from reinsurers	0	0	0
14.2 Funds held by or deposited with reinsured companies	0	0	0
14.3 Other amounts receivable under reinsurance contracts	1,465,286	0	(1,465,286)
15. Amounts receivable relating to uninsured plans	0	0	0
16.1 Current federal and foreign income tax recoverable and interest thereon	0	0	0
16.2 Net deferred tax asset.....	0	0	0
17. Guaranty funds receivable or on deposit	0	0	0
18. Electronic data processing equipment and software	6,676,312	7,411,417	735,105
19. Furniture and equipment, including health care delivery assets.....	3,701,165	2,663,064	(1,038,101)
20. Net adjustment in assets and liabilities due to foreign exchange rates	0	0	0
21. Receivables from parent, subsidiaries and affiliates	0	0	0
22. Health care and other amounts receivable.....	0	0	0
23. Aggregate write-ins for other than invested assets	4,040,047	2,335,801	(1,704,246)
24. Total assets excluding Separate Accounts, Segregated Accounts and Protected Cell Accounts (Lines 10 to 23).....	23,957,448	14,825,830	(9,131,618)
25. From Separate Accounts, Segregated Accounts and Protected Cell Accounts.....	0	0	0
26. Total (Lines 24 and 25)	23,957,448	14,825,830	(9,131,618)
DETAILS OF WRITE-INS			
0901.			
0902.			
0903.			
0998. Summary of remaining write-ins for Line 9 from overflow page	0	0	0
0999. Totals (Lines 0901 through 0903 plus 0998)(Line 9 above)	0	0	0
2301. OTHER ASSETS.....	1,150,826	1,558,372	407,546
2302. OTHER ASSETS NONADMITTED.....	2,889,221	777,429	(2,111,792)
2303.			
2398. Summary of remaining write-ins for Line 23 from overflow page	0	0	0
2399. Totals (Lines 2301 through 2303 plus 2398)(Line 23 above)	4,040,047	2,335,801	(1,704,246)

NOTES TO FINANCIAL STATEMENTS

Note 1 - Summary of Significant Accounting Policies

A. Accounting Practices

The accompanying financial statements of Citizens Property Insurance Corporation ("Citizens" or the "Company") have been prepared in accordance with accounting practices prescribed by the Florida Office of Insurance Regulation (the Office).

The state of Florida requires insurance companies domiciled in the state of Florida to prepare their statutory financial statements in accordance with the National Association of Insurance Commissioners' ("NAIC") *Accounting Practices and Procedures Manual* subject to any deviations prescribed or permitted by the Office. Many changes were made to this NAIC manual effective January 1, 2001.

B. Use of Estimates in the Preparation of the Financial Statements

The preparation of financial statements requires management to make estimates and assumptions that affect the amounts reported in these financial statements and notes. Actual results could differ from these estimates.

C. Accounting Policies

Premiums are earned over the terms of the related policies. Unearned premiums are established to cover the unexpired portion of premiums written. Such reserves are computed by pro rata methods for direct business and for reinsurance ceded. Expenses incurred in connection with acquiring new insurance business, including acquisition costs such as commissions and service company fees, are charged to operations as incurred. Expenses incurred are reduced for ceding allowances received or receivable.

Net investment income earned consists primarily of interest and dividends less investment related expenses. Interest is recognized on an accrual basis and dividends are recognized on an ex-dividend basis. Net realized capital gains (losses) are recognized on a specific identification basis when securities are sold, redeemed, or otherwise disposed. Realized capital losses include write downs for impairments considered to be other than temporary.

In addition, the Company uses the following accounting policies:

1. Investment grade short-term fixed income investments are reported at amortized cost. Amortized cost is computed using the straight-line method.
2. Investment grade long-term bonds (issuer obligations) are reported at amortized cost. Amortized cost is computed using the interest method (scientific).
3. Common stock - Not applicable.
4. Preferred stock - Not applicable.

NOTES TO FINANCIAL STATEMENTS

5. Mortgage loans - Not applicable.
6. Investment grade single class and multi-class mortgage-backed securities are reported at amortized cost using the interest method including anticipated prepayments at the date of purchase. Prepayment assumptions for single class and multi-class mortgage-backed/asset-backed securities were obtained from Bloomberg. Significant changes in estimated cash flows from the original purchase assumptions are accounted for using the retrospective method.
7. Investments in subsidiaries - Not applicable.
8. Joint ventures, partnerships, & limited liability companies - Not applicable.
9. Any premium paid or received on swaps, at the date of opening, is recorded as an asset or liability at amortized cost. The gains or losses from terminations of derivative instruments used for hedging (interest rate swap agreements) are recognized over the life of the hedged liability and used to adjust the basis of the hedged liability. The gain or loss of derivative instruments which were not an effective hedge is recognized immediately into income.
10. The Company does not anticipate investment income as a factor in premium deficiency calculations.
11. Unpaid losses and loss adjustment expenses include amounts determined from individual case estimates, loss reports and amounts, based on past experience, for losses incurred but not reported. Such liabilities are based on assumptions and estimates, and while management believes the amounts are adequate, the ultimate liabilities may be in excess of or less than the amounts provided. Any adjustments are reflected in the period determined.
12. The Company has a written capitalization policy for prepaid expenses and purchases of items such as electronic data processing equipment, software, furniture, vehicles, other equipment, and leasehold improvements. The predefined capitalization thresholds under this policy have not changed from those of the prior year.

Note 2 - Accounting Changes and Correction of Errors

A. Accounting Changes Other than Codification and Correction of Errors

Not applicable.

B. Accounting Changes as a Result of Codification

Accounting changes adopted to conform with the provisions of the new NAIC *Accounting Practices and Procedures Manual* are reported as changes in accounting principles. The cumulative effect of changes in accounting principles is reported as an adjustment to unassigned funds (surplus) in the period of the change in accounting principle.

NOTES TO FINANCIAL STATEMENTS

The Company was established on August 1, 2002 pursuant to Section 627.351(6), Florida Statutes and adopted the provisions of the new NAIC *Accounting Practices and Procedures Manual* beginning on the date established.

Note 3 – Business Combinations and Goodwill

A. Statutory Purchase Method

Not applicable.

B. Statutory Merger

The Company was established on August 1, 2002, pursuant to Section 627.351(6), Florida Statutes, to provide certain residential property and casualty insurance coverage to qualified risks in the state of Florida under circumstances specified in the statutes.

The Company resulted from a combination of the Florida Residential Property and Casualty Joint Underwriting Association (“FRPCJUA”) and the Florida Windstorm Underwriting Association (“FWUA”). Effective August 1, 2002, the FRPCJUA was renamed Citizens Property Insurance Corporation and all of the rights, obligations, assets, liabilities and all insurance policies of the FWUA were transferred to the Company. The surplus of FWUA became the surplus of the Company. No consideration was paid or received by any of the entities merged.

C. Impairment Loss

Not applicable.

Note 4 – Discontinued Operations

Not applicable.

Note 5 – Investments

A. Mortgage Loans - Not applicable.

B. Debt Restructuring - Not applicable.

C. Reverse Mortgages - Not applicable.

D. Loan Backed Securities

Prepayment assumptions for single class and multi-class mortgage-backed/asset-backed securities were obtained from Bloomberg. Market values are determined by the Company’s investment advisors.

NOTES TO FINANCIAL STATEMENTS

E. Repurchase Agreements - Not applicable.

F. Real Estate - Not applicable.

Note 6 – Joint Ventures, Partnerships and Limited Liability Companies

Not applicable

Note 7 – Investment Income

A. Accrued Investment Income

The Company nonadmits investment income due and accrued if amounts are over 90 days past due.

B. Amounts Nonadmitted

Not applicable.

Note 8 – Derivative Instruments

Not applicable.

Note 9 – Income Taxes

Pursuant to a determination letter received from the Internal Revenue Service, Citizens is exempt from federal income tax under Section 501(a) of the Internal Revenue Code and as such, is liable for income taxes only on business income unrelated to the purpose for which it is exempt.

During 2002, the FWUA transferred its assets and liabilities to Citizens in accordance with Florida Statute 627.351(6). At that time, Citizens filed a federal income tax refund claim in excess of \$182,000,000 related to the transfer. Citizens initially received a refund of approximately \$54,899,000 from the Internal Revenue Service (the IRS). However, the Internal Revenue Service filed a counterclaim against Citizens seeking payment of past due taxes and interest in the amount of approximately \$93,000,000. Given the uncertainty surrounding its tax position, Citizens recorded the \$54,899,000 refund as a liability. In 2005, Citizens on behalf of the FWUA, filed suit against the IRS asserting that for tax years 1999-2002, the FWUA was a non-taxable entity. In September 2006, Citizens and the IRS mediated a settlement of the suit. Under the settlement, the IRS would relinquish any claim against the FWUA for back taxes and also agreed to pay the FWUA a refund of approximately \$120,000,000 of previous taxes paid plus accrued interest. Citizens adopted the provisions of FASB Interpretation No. 48, Accounting for Income Taxes, on January 1, 2006. As a result of the implementation of Interpretation 48, Citizens recorded a tax benefit of \$220,459,000 which includes interest of \$45,000,000. In addition, a gain of \$28,000,000 was recognized for the expected refund of state income taxes resulting from the federal settlement.

NOTES TO FINANCIAL STATEMENTS

Note 10 – Information Concerning Parent, Subsidiaries and Affiliates

Not applicable

Note 11 – Debt

Series 1997A issued August 25, 1997 and Series 1999A issued March 31, 1999 – In August 1997 and March 1999, the pre-merger FWUA issued \$750,000,000 and \$1,000,000,000 of secured notes, respectively. The bonds were issued for the purpose of funding losses in the event of a future catastrophe. Repayment and annual debt service of the High-Risk Account bonds is facilitated through premium and surcharge revenues, unused proceeds of the bonds, amounts available under the High-Risk Account Line of Credit, Regular Assessments and Emergency Assessments, as necessary.

The bonds bear interest ranging from 6.70% to 7.125% per annum. The interest on the bonds is payable semi-annually on February 25th and August 25th. No principal payments were made during 2006 and 2005. Outstanding maturities on these notes were \$1,300,000,000 at December 31, 2006 and 2005. The fair market value of these bonds approximates \$1,448,850,000.

Series 1997A, issued May 13, 1997 – In May 1997, the pre-merger FRPCJUA issued \$500,000,000 of Series 1997A Notes for the Personal Lines Account and Commercial Lines Account. The bonds were issued for the purpose of funding losses in the event of a future catastrophe. The bonds are secured by a security interest in emergency assessments. Under certain circumstances the bonds will also be secured by and payable by regular assessments or reimbursements received by or on behalf of Citizens from the Florida Hurricane Catastrophe Fund (FHCF). The Trust Indenture contains covenants that impose restrictions on Citizens' ability to sell, lease, pledge, assign or otherwise encumber or dispose of its security interest. The bonds are a direct and general obligation of Citizens and are secured ratably and without preference with Citizen's Personal Lines Account and Commercial Lines Account line of credit agreement.

The bonds bear interest ranging from 7.45% to 7.625% per annum. The interest on the bonds is payable semi-annually on January 1st and July 1st. No principal payments were made during 2006 and 2005. Outstanding maturities on these notes were \$100,000,000 at December 31, 2006 and 2005. The fair market value of these bonds approximates \$100,856,000.

Series 2004A through 2004I Bonds – During May 2004, Citizens issued \$750,000,000 of senior secured bonds for the purpose of funding losses in the High-Risk account in the event of a future catastrophe. The bonds were issued in multiple series and bear interest at variable, auctioned rates, based on the 30-day LIBOR, for generally successive 28-day auction periods. These bonds are secured by pledged revenues which consist of moneys and investments held in accounts established under the trust indenture, proceeds from any regular assessment and/or reimbursements received from the FHCF. The fair market value of these bonds approximates \$750,000,000.

AMENDED-2- ANNUAL STATEMENT FOR THE YEAR 2006 OF THE CITIZENS PROPERTY INSURANCE CORPORATION

NOTES TO FINANCIAL STATEMENTS

Series 2006A1 through 2006A22 Bonds – During July 2006, Citizens issued \$3,050,000,000 of senior secured bonds for the purpose of funding losses in the High-Risk account in the event of a future catastrophe. The bonds were issued in multiple series and bear interest at variable, auctioned rates for generally successive 7-day and 28-day auction periods. The bonds are secured by pledged revenues which consist of moneys and investments held in accounts established under the trust indenture, proceeds from any regular assessment and/or reimbursements received from the FHCF. No principal payments were made during 2006. The fair market value of these bonds approximates \$3,050,000,000.

Schedule bond maturities are as follows:

<i>Year ended</i>	<i>Series 1997A and Series 1999A Bonds</i>	<i>Series 1997A Bonds</i>	<i>Series 2004A through 2004I Bonds</i>	<i>Series 2006A1 through 2006A22 Bonds</i>	<i>Total</i>
2007	\$ 300,000,000	\$ 100,000,000	\$ -	\$ -	\$ 400,000,000
2008	-	-	-	-	-
2009	-	-	-	-	-
2010	-	-	-	-	-
2011	-	-	-	-	-
After	<u>1,000,000,000</u>	<u>-</u>	<u>750,000,000</u>	<u>3,050,000,000</u>	<u>4,800,000,000</u>
	<u>\$ 1,300,000,000</u>	<u>\$ 100,000,000</u>	<u>\$ 750,000,000</u>	<u>\$ 3,050,000,000</u>	<u>\$ 5,200,000,000</u>

Interest expense, net of amortized discount, was \$224,299,412 and \$124,389,720 for the years ended December 31, 2006 and 2005, and included in "Interest expense, net" in the accompanying statements of operations - statutory basis.

The company does not have any reverse repurchase agreements.

Note 12 – Retirement Plans, Deferred Compensation, Post Employment Benefits, Compensated Absences and Other Postretirement Benefit Plans

A. Defined Benefit Plans

Not applicable.

B. Defined Contribution Plans

Citizens sponsors a 457(b) / 401(a) deferred employee savings plan for qualified employees (the "Savings Plan"). The Savings Plan qualifies as a deferred salary arrangement under Section 401(a) of the Internal Revenue Code. Under the Savings Plan, participating eligible employees may defer a portion of their pretax earnings, up to the Internal Revenue Service annual contribution limit. The

NOTES TO FINANCIAL STATEMENTS

Company matches 100% of each employee's contributions up to a maximum of 8% of the employee's pretax earnings. Contributions to the Savings Plan were \$1,272,602 and \$823,393 for the years ended December 31, 2006 and 2005.

C. Multi-employer Plans

Not applicable.

D. Consolidated/Holding Company Plans

Not applicable.

E. Post employment Benefits and Compensated Absences

The Company, as successor to the FWUA, provides health care and life insurance benefits for 6 employees who have met certain age and service requirements. The postretirement health care plan is contributory, with retiree contributions adjusted annually; the life insurance plan is noncontributory. The plan was properly funded for the year ended December 31, 2006. As a result, the Company made no contributions in 2006 or 2005.

Citizens has no other obligations to current or former employees for benefits after their employment, but before their retirement, other than for compensation related to earned vacation and sick time. The liability for earned but not taken vacation and sick time has been accrued.

Note 13 – Capital and Surplus, Shareholders' Dividend Restrictions and Quasi-Reorganizations

Not applicable (see note 3B).

Note 14 – Contingencies

- A. Contingent Commitments - Not applicable.
- B. Guaranty Fund and Other Assessments - Not applicable.
- C. Gain Contingencies – Not applicable.
- D. All Other Contingencies

Scylla Properties, LLC v. Citizens Property Ins. Corp. This putative class action lawsuit is brought by insureds seeking damages arising from claimed total losses (or constructive total losses) to their residences during the 2004 hurricane season. The plaintiffs' position is that Florida's "Valued Policy Law" required Citizens to pay the policy limits for losses caused by a combination of wind and flood (multi-causation) damage; even though flood damage is excluded by Citizens' policies and the wind damage alone would not have caused a total loss. This has been the ruling by the Fourth District Court of Appeal in *Mierzwa v. Florida Windstorm*

NOTES TO FINANCIAL STATEMENTS

Underwriting Ass'n., and by the First District Court of Appeal in *Cox v. Florida Farm Bureau Ins. Co.* There are many other non-class action cases against Citizens that raise the same issue.

In *Scylla*, a class was previously certified by the trial court to include all persons whose Citizens-insured structures were damaged in the 2004 hurricanes by a combination of wind and flood in an amount giving rise to an actual or constructive total loss of the insured structures, other than those whose Citizens-insured structures were located in the counties of Broward, Indian River, Martin, Okeechobee, Palm Beach or St. Lucie. The trial court denied Citizens' motion for declaratory judgment and entered final partial summary judgments in favor of the two named plaintiffs equal to the amount of their policy limits. Citizens appealed those final orders to the First District Court of Appeal.

On procedural grounds, the First District Court of appeal de-certified the class and reversed the declaratory judgment and the final partial summary judgments on procedural grounds, remanding the case back to the trial court.

The Florida Supreme Court will likely resolve the ultimate merits of this issue. The *Cox* case was appealed to the Florida Supreme Court and briefing is under way. There is an argument that, even if the Florida Supreme Court agrees with the First District Court of Appeal in the *Cox* case, Citizens would not be bound by that decision because of unique language in Citizens' enabling legislation. In another case, however, *Ueberschaer v. Citizens Insurance Property Corporation*, the First District Court of Appeal recently held in its majority opinion that the Valued Policy Law does apply to Citizens. However, the court held that the Valued Policy Law does not apply to claims for ordinance and law coverage. The dissenting opinion stated that, because of its enabling statute, Citizens is not subject to the Valued Policy Law and is not liable for flood damage. Citizens is seeking to have the Florida Supreme Court accept an appeal of this decision.

Poe Financial Group, Inc., et al v. Citizens. This adversarial proceeding is currently pending in the Bankruptcy Court of the Middle District of Florida. In this proceeding, Poe Financial Group, Inc.; Poe Insurance Managers, LLC; Poe & Associates, LLC; and Mariah Claims Services, LLC (the Poe Affiliates) have asserted multiple counts against Citizens under state and federal law. The principal claim is that Citizens unlawfully terminated its Agent Appointment Agreement with Poe & Associates after Citizens was ordered by the Leon County Circuit Court to take over policies of the following insurance companies after they were ordered into liquidation: Southern Family Insurance Company; Florida Preferred Insurance Company; and Atlantic Preferred Insurance Company. All three companies were owned by Poe Financial Group, Inc. and were affiliates of Poe & Associates.

Citizens intends to vigorously contest all causes of action presented in this case. The Poe Affiliates have claimed that they are seeking \$60 million in damages. Citizens believes it will ultimately prevail on all claims presented and that the Poe Affiliates will not be awarded any damages.

Schirmer v. Citizens. This involves two class action suits seeking, in companion cases, damages and declaratory relief for Citizens' alleged failure to pay general contractor's overhead and profit as part of actual cash value claims. Currently this case is in the discovery stage. Citizens intends to vigorously defend the class action claim. Citizens has not been able to determine the potential financial exposure, if any, of this lawsuit.

Jimenez v. Citizens. This putative class action lawsuit filed in February 2007 seeks damages based on Citizens' alleged failure to pay claims by certain Citizens' policyholders for properties located in Miami-Dade and Broward counties for damage from Hurricane Wilma. Such claims sought replacement windows that would meet the high-impact standards of the Florida Building

NOTES TO FINANCIAL STATEMENTS

Code and High Velocity Hurricane Zone Standards. Citizens has not been able to determine the potential financial exposure, if any, of this lawsuit.

Schlegal v. Citizens. This putative class action lawsuit served in March 2007, seeks damages based on Citizens' alleged failure to pay non-incurred construction permitting fees. Citizens has not been able to determine the impact, if any, of this lawsuit.

Note 15 - Leases

A. Lessee Leasing Arrangements

Citizens leases office space and certain office equipment under various operating leases. Rental expense on operating leases amounted to \$3,332,170 and \$3,077,556 for the years ended December 31, 2006 and 2005, respectively. At December 31, 2006, future minimum payments under operating leases are as follows:

Year	Amount
2007	\$ 2,483,659
2008	2,461,598
2009	2,235,369
2010	1,591,643
2011	1,206,040
After	<u>2,811,098</u>
Total	<u>\$ 12,789,407</u>

B. Lessor Leasing Arrangements

Not applicable.

Note 16 – Information About Financial Instruments With Off-Balance Sheet Risk and Financial instruments with Concentrations of Credit Risk.

Not applicable.

Note 17 – Sale, Transfer and Servicing of Financial Assets and Extinguishments of Liabilities

Not applicable.

Note 18 – Gain or Loss to the Reporting Entity from Uninsured A & H Plans and the Uninsured Portion of Partially Insured Plans

Not applicable.

NOTES TO FINANCIAL STATEMENTS

Note 19 – Direct Premium Written/Produced by Managing Agents/Third Party Administrators

Citizens has contracted with various licensed producers in the State of Florida. These agreements provide for commissions to the producers at rates established by the Board and are calculated as a percentage of net direct written premiums, net of certain surcharges.

Citizens entered into an agreement with MacNeill Group to provide underwriting and policy management services. The Agreement was executed with the MacNeill Group and was subsequently amended effective January 1, 2003 through August 25, 2004. This Agreement provided for monthly compensation ranging from \$25.00 to \$35.00 per policy for policies assigned to MacNeill, plus additional amounts ranging from \$2.66 to \$3.10 for individual tasks performed on policies assigned directly to Citizens. The amount paid was based upon the number of policies or tasks processed per month. A new servicing agreement was entered into on August 26, 2004 effective for 60 calendar months in which Citizens agrees to pay MacNeill a monthly compensation based upon a “Per Transaction Fee” based upon the number of transaction processed in a monthly cycle. The amount per transaction ranges from \$4.00 to \$27.00, depending on the complexity of each transaction.

There were no premiums written by service providers which individually are more than 5 % of policyholders' surplus. The following represents the total premiums produced by service providers:

Name and Address	FEI Number	Type of Business Written	Type of Authority Granted	Direct Premium Written
MacNeill Group Sunrise, FL	59-0861097	Property/Casualty	U	\$0

Note 20 – September 11 Events

Not applicable

Note 21 – Other Items

A. Extraordinary items

Not applicable

B. Troubled Debt Restructuring for Debtors

Not applicable

C. Other Disclosures

NOTES TO FINANCIAL STATEMENTS

Pursuant to the Act, Citizens is authorized to adopt one or more programs, subject to approval by the Office, for the reduction of both new and renewal writings. Both of the pre-merger entities, the FRPCJUA and the FWUA, were also authorized to adopt and did enact such programs. However, the FRPCJUA was the only entity authorized to pay bonuses related to such programs. Agreements were entered into with various insurance companies (the Takeout Company or Companies) licensed in the State of Florida to remove policies from the FRPCJUA or the FWUA.

Policies may be removed from Citizens at policy renewal or as part of a bulk assumption (Assumption Agreement). In an assumption, the Takeout Company is responsible for losses occurring from the assumption date through the expiration of the Citizens policy period (the "assumption period"). Although the law had been unsettled, Citizens believes that the Florida Insurance Guaranty Association (FIGA), rather than Citizens, is liable for such losses occurring during the assumption period if a Takeout Company were liquidated and unable to meet its obligations to policyholders. In January 2007, Florida law was amended to state that assumed policies are the direct insurance of the Takeout Company, clarifying that FIGA is liable for assumption period losses.

During 2006 and 2005, Citizens ceded \$52,897,000 and \$232,472,000 in premiums to Takeout Companies pursuant to Assumption Agreements which is included in "Premiums earned" in the accompanying statements of operations.

Citizens provides policy administration services with respect to the assumed policies. All agreements provide for the Takeout Company to adjust losses. The Takeout Company pays a ceding commission to Citizens to compensate Citizens for policy acquisition costs, which includes servicing company fees, agent commissions, and premium taxes. At December 31, 2006 and 2005, assumed premiums in the amount of \$12,134,000 and \$7,646,000 were due from certain Takeout Companies.

Certain agreements provide for a policy takeout bonus of up to 25% of policy premium to be paid to the Takeout Companies. Such takeout bonuses have been placed into escrow bank accounts pursuant to an escrow agreement. After three years, funds placed in escrow will be released to the Takeout Companies in accordance with the policy takeout agreement. During 2006 and 2005, Citizens paid \$19,428,000 and \$6,470,000, respectively, out of escrow (net of certain recoveries). During 2006 and 2005, Citizens paid \$8,200,000 and \$49,512,000 into escrow in accordance with the policy takeout agreements for policies removed in 2006 and 2005.

At the end of the three-year period, Citizens requires the Takeout Companies to have an independent audit of the policies for which they are claiming a bonus to determine if the policy is properly classified and is eligible for payment. Based upon results of that audit, Citizens evaluates the original amounts placed into escrow to determine if the escrow account is over or underfunded. During 2006 and 2005, Citizens paid into escrow \$0 for underfunded accounts and received \$11,028,000 and \$669,000, respectively, for overfunded accounts. These amounts are included in "takeout bonus income (expense), net" in the accompanying statements of operations.

D. Uncollectible Premiums Receivable

At December 31, 2006 and 2005 Citizens had admitted assets of \$241,756,158 and \$9,083,020 in premiums receivable due from policyholders, agents and ceding insurers. Of these 2006 premiums receivable, \$205 million are due from the Florida Insurance Guarantee Association ("FIGA"). Citizens routinely assesses the collectability of these receivables. Based upon Citizens'

NOTES TO FINANCIAL STATEMENTS

experience, any uncollectible premiums receivable as of December 31, 2006 are not expected to exceed the non-admitted amounts and therefore no additional provision for uncollectible amounts has been recorded. The potential for any additional losses is not believed to be material to Citizens' financial condition.

E. Business Interruption Insurance Recoveries

Not applicable.

Note 22 - Events Subsequent

A. On February 26, 2007 Citizens issued \$1,062,540,000 of High-Risk Account Senior Secured Refunding Bonds, Series 2007A for the purpose of financing the current refunding and redemption of the outstanding 7.125% Series 1999A Senior Secured Insured Notes due 2019 previously issued by the FWUA, a predecessor of Citizens. Unlike previous bond issuances, this pre-event issuance was tax exempt. The bonds bear interest ranging from 3.75% to 5.00% per annum, payable semi-annually on March 1st and September 1st. The bonds are secured by pledged revenues which consist of moneys and investments held in accounts established under the trust indenture, proceeds from any regular assessment and/or reimbursements received from the FHCF.

B. On April 5, 2007, Citizens' Board of Governors approved a pre-event financing plan to provide additional liquidity for the Personal Lines Account and the Commercial Lines Account prior to the 2007 hurricane season. The financing plan would be accomplished through a bank financing of approximately \$1,000,000,000 combined with a capital markets component of approximately \$900,000,000.

Note 23 – Reinsurance

A. Unsecured Reinsurance Recoverables

Citizens does not have any unsecured aggregate reinsurance recoverable for losses, paid and unpaid including IBNR, loss adjustment expenses, and unearned premiums from any individual reinsurer, authorized or unauthorized, that exceeds 3% of policyholder's surplus.

B. Reinsurance Recoverables in Dispute – None.

C. Reinsurance Assumed and Ceded – None.

D. Uncollectible Reinsurance – None.

E. Commutation of Ceded Reinsurance – None.

F. Retroactive Reinsurance – None.

G. Reinsurance accounted for as a deposit – None.

NOTES TO FINANCIAL STATEMENTS

Note 24 – Retrospectively Rated Contracts and Contracts Subject to Redetermination

Not applicable.

Note 25 – Changes in Incurred Losses and Loss Adjustment Expenses

- A. The estimated cost of loss and loss adjustment expenses attributable to insured events of prior years increased by approximately \$320 million during 2006. Increases or decreases of this nature occur as a result of claim settlements during the current year, and as additional information is received regarding individual claims, causing changes from the original estimates of the cost of these claims. No additional premiums or return premiums have been accrued as a result of prior-year effects.

(000's omitted) Lines of Business	2006 Calendar Year Losses and LAE Incurred			2006 Loss Year Losses and LAE Incurred	Shortage (Redundancy)
	Losses Incurred	LAE Incurred	Totals		
Homeowners	183,041	57,022	240,063	232,107	7,956
Fire and Allied Lines	406,703	13,087	419,790	107,662	312,128
Totals	589,744	70,109	659,853	339,769	320,084

Note 26 – Intercompany Pooling Arrangements

Not applicable.

Note 27 – Structured Settlements

Not applicable.

Note 28 – Health Care Receivables

Not applicable.

Note 29 – Participating Accident and Health Policies

Not applicable.

NOTES TO FINANCIAL STATEMENTS

Note 30 – Premium Deficiency Reserves

Not applicable.

Note 31 – High Deductibles

Not applicable.

Note 32 – Discounting of Liabilities for Unpaid Losses and Unpaid Loss Adjustment Expenses

Not applicable.

Note 33 – Asbestos/Environmental Reserves

Not applicable.

Note 34 – Subscriber Savings Accounts

Not applicable.

Note 35 – Multiple Peril Crop Insurance

Not applicable.

AMENDED-2- ANNUAL STATEMENT FOR THE YEAR 2006 OF THE CITIZENS PROPERTY INSURANCE CORPORATION

SUMMARY INVESTMENT SCHEDULE

Investment Categories	Gross Investment Holdings		Admitted Assets as Reported in the Annual Statement	
	1 Amount	2 Percentage	3 Amount	4 Percentage
1. Bonds:				
1.1 U.S. treasury securities	360,795,487	4.971	360,795,487	4.971
1.2 U.S. government agency obligations (excluding mortgage-backed securities):				
1.21 Issued by U.S. government agencies	520,289,662	7.168	520,289,662	7.168
1.22 Issued by U.S. government sponsored agencies	247,014,609	3.403	247,014,609	3.403
1.3 Foreign government (including Canada, excluding mortgaged-backed securities)	0	0.000	0	0.000
1.4 Securities issued by states, territories, and possessions and political subdivisions in the U.S.:				
1.41 States, territories and possessions general obligations	0	0.000	0	0.000
1.42 Political subdivisions of states, territories and possessions and political subdivisions general obligations	0	0.000	0	0.000
1.43 Revenue and assessment obligations	17,217,194	0.237	17,217,194	0.237
1.44 Industrial development and similar obligations	0	0.000	0	0.000
1.5 Mortgage-backed securities (includes residential and commercial MBS):				
1.51 Pass-through securities:				
1.511 Issued or guaranteed by GNMA	18,003,482	0.248	18,003,482	0.248
1.512 Issued or guaranteed by FNMA and FHLMC	133,304,441	1.837	133,304,441	1.837
1.513 All other	0	0.000	0	0.000
1.52 CMOs and REMICs:				
1.521 Issued or guaranteed by GNMA, FNMA, FHLMC or VA	380,051,182	5.236	380,051,182	5.236
1.522 Issued by non-U.S. Government issuers and collateralized by mortgage-backed securities issued or guaranteed by agencies shown in Line 1.521	790,236,223	10.887	790,236,223	10.887
1.523 All other	0	0.000	0	0.000
2. Other debt and other fixed income securities (excluding short-term):				
2.1 Unaffiliated domestic securities (includes credit tenant loans rated by the SVO)	1,152,960,449	15.885	1,152,960,449	15.885
2.2 Unaffiliated foreign securities	0	0.000	0	0.000
2.3 Affiliated securities	0	0.000	0	0.000
3. Equity interests:				
3.1 Investments in mutual funds	553,998,821	7.633	553,998,821	7.633
3.2 Preferred stocks:				
3.21 Affiliated	0	0.000	0	0.000
3.22 Unaffiliated	0	0.000	0	0.000
3.3 Publicly traded equity securities (excluding preferred stocks):				
3.31 Affiliated	0	0.000	0	0.000
3.32 Unaffiliated	0	0.000	0	0.000
3.4 Other equity securities:				
3.41 Affiliated	0	0.000	0	0.000
3.42 Unaffiliated	0	0.000	0	0.000
3.5 Other equity interests including tangible personal property under lease:				
3.51 Affiliated	0	0.000	0	0.000
3.52 Unaffiliated	0	0.000	0	0.000
4. Mortgage loans:				
4.1 Construction and land development	0	0.000	0	0.000
4.2 Agricultural	0	0.000	0	0.000
4.3 Single family residential properties	0	0.000	0	0.000
4.4 Multifamily residential properties	0	0.000	0	0.000
4.5 Commercial loans	0	0.000	0	0.000
4.6 Mezzanine real estate loans	0	0.000	0	0.000
5. Real estate investments:				
5.1 Property occupied by the company	0	0.000	0	0.000
5.2 Property held for the production of income (including \$ 0 of property acquired in satisfaction of debt)	0	0.000	0	0.000
5.3 Property held for sale (including \$ 0 property acquired in satisfaction of debt)	0	0.000	0	0.000
6. Contract loans	0	0.000	0	0.000
7. Receivables for securities	1,685,000	0.023	1,685,000	0.023
8. Cash, cash equivalents and short-term investments	3,082,690,270	42.472	3,082,690,270	42.472
9. Other invested assets	0	0.000	0	0.000
10. Total invested assets	7,258,246,820	100.000	7,258,246,820	100.000

AMENDED-2- ANNUAL STATEMENT FOR THE YEAR 2006 OF THE CITIZENS PROPERTY INSURANCE CORPORATION

GENERAL INTERROGATORIES

PART 1 - COMMON INTERROGATORIES

GENERAL

- 1.1 Is the reporting entity a member of an Insurance Holding Company System consisting of two or more affiliated persons, one or more of which is an insurer? Yes [] No [X]
- 1.2 If yes, did the reporting entity register and file with its domiciliary State Insurance Commissioner, Director or Superintendent, or with such regulatory official of the state of domicile of the principal insurer in the Holding Company System, a registration statement providing disclosure substantially similar to the standards adopted by the National Association of Insurance Commissioners (NAIC) in its Model Insurance Holding Company System Regulatory Act and model regulations pertaining thereto, or is the reporting entity subject to standards and disclosure requirements substantially similar to those required by such Act and regulations? Yes [] No [] NA [X]
- 1.3 State Regulating?
- 2.1 Has any change been made during the year of this statement in the charter, by-laws, articles of incorporation, or deed of settlement of the reporting entity? Yes [] No [X]
- 2.2 If yes, date of change:
- 3.1 State as of what date the latest financial examination of the reporting entity was made or is being made.
- 3.2 State the as of date that the latest financial examination report became available from either the state of domicile or the reporting entity. This date should be the date of the examined balance sheet and not the date the report was completed or released.
- 3.3 State as of what date the latest financial examination report became available to other states or the public from either the state of domicile or the reporting entity. This is the release date or completion date of the examination report and not the date of the examination (balance sheet date).
- 3.4 By what department or departments?
- 4.1 During the period covered by this statement, did any agent, broker, sales representative, non-affiliated sales/service organization or any combination thereof under common control (other than salaried employees of the reporting entity), receive credit or commissions for or control a substantial part (more than 20 percent of any major line of business measured on direct premiums) of:
- 4.11 sales of new business? Yes [] No [X]
- 4.12 renewals? Yes [] No [X]
- 4.2 During the period covered by this statement, did any sales/service organization owned in whole or in part by the reporting entity or an affiliate, receive credit or commissions for or control a substantial part (more than 20 percent of any major line of business measured on direct premiums) of:
- 4.21 sales of new business? Yes [] No [X]
- 4.22 renewals? Yes [] No [X]
- 5.1 Has the reporting entity been a party to a merger or consolidation during the period covered by this statement? Yes [] No [X]
- 5.2 If yes, provide the name of the entity, NAIC Company Code, and state of domicile (use two letter state abbreviation) for any entity that has ceased to exist as a result of the merger or consolidation.

1 Name of Entity	2 NAIC Company Code	3 State of Domicile
.....
.....
.....
.....

- 6.1 Has the reporting entity had any Certificates of Authority, licenses or registrations (including corporate registration, if applicable) suspended or revoked by any governmental entity during the reporting period? Yes [] No [X]
- 6.2 If yes, give full information
- 7.1 Does any foreign (non-United States) person or entity directly or indirectly control 10% or more of the reporting entity? Yes [] No [X]
- 7.2 If yes,
- 7.21 State the percentage of foreign control;
- 7.22 State the nationality(s) of the foreign person(s) or entity(s) or if the entity is a mutual or reciprocal, the nationality of its manager or attorney in fact; and identify the type of entity(s) (e.g., individual, corporation or government, manager or attorney in fact).

1 Nationality	2 Type of Entity
.....
.....
.....
.....

ANNUAL STATEMENT FOR THE YEAR 2006 OF THE CITIZENS PROPERTY INSURANCE CORPORATION

GENERAL INTERROGATORIES

- 8.1 Is the company a subsidiary of a bank holding company regulated by the Federal Reserve Board? Yes [] No [X]
- 8.2 If response to 8.1 is yes, please identify the name of the bank holding company.
- 8.3 Is the company affiliated with one or more banks, thrifts or securities firms? Yes [] No [X]
- 8.4 If response to 8.3 is yes, please provide the names and location (city and state of the main office) of any affiliates regulated by a federal financial regulatory services agency [i.e. the Federal Reserve Board (FRB), the Office of the Comptroller of the Currency (OCC), the Office of Thrift Supervision (OTS), the Federal Deposit Insurance Corporation (FDIC) and the Securities Exchange Commission (SEC) and identify the affiliate's primary federal regulator.]

1 Affiliate Name	2 Location (City, State)	3 FRB	4 OCC	5 OTS	6 FDIC	7 SEC

9. What is the name and address of the independent certified public accountant or accounting firm retained to conduct the annual audit?
Carr, Riggs, & Ingram, LLC
1713 Mahan Drive
Tallahassee, FL 32308
10. What is the name, address and affiliation (officer/employee of the reporting entity or actuary/consultant associated with an actuarial consulting firm) of the individual providing the statement of actuarial opinion/certification?
John W. Rollins, FCAS, MAAA
- 11.1 Does the reporting entity own any securities of a real estate holding company or otherwise hold real estate indirectly? Yes [] No [X]
- 11.11 Name of real estate holding company
- 11.12 Number of parcels involved
- 11.13 Total book/adjusted carrying value \$
- 11.2 If yes, provide explanation
12. FOR UNITED STATES BRANCHES OF ALIEN REPORTING ENTITIES ONLY:
- 12.1 What changes have been made during the year in the United States Manager or the United States Trustees of the reporting entity?
- 12.2 Does this statement contain all business transacted for the reporting entity through its United States Branch on risks wherever located? Yes [] No []
- 12.3 Have there been any changes made to any of the trust indentures during the year? Yes [] No []
- 12.4 If answer to (12.3) is yes, has the domiciliary or entry state approved the changes? Yes [] No [] NA []

BOARD OF DIRECTORS

13. Is the purchase or sale of all investments of the reporting entity passed upon either by the board of directors or a subordinate committee thereof? Yes [] No [X]
14. Does the reporting entity keep a complete permanent record of the proceedings of its board of directors and all subordinate committees thereof? Yes [X] No []
15. Has the reporting entity an established procedure for disclosure to its board of directors or trustees of any material interest or affiliation on the part of any of its officers, directors, trustees or responsible employees that is in conflict or likely to conflict with the official duties of such person? Yes [X] No []

FINANCIAL

- 16.1 Total amount loaned during the year (inclusive of Separate Accounts, exclusive of policy loans):
- 16.11 To directors or other officers .. \$
- 16.12 To stockholders not officers ... \$
- 16.13 Trustees, supreme or grand (Fraternal only) \$
- 16.2 Total amount of loans outstanding at end of year (inclusive of Separate Accounts, exclusive of policy loans):
- 16.21 To directors or other officers ... \$
- 16.22 To stockholders not officers \$
- 16.23 Trustees, supreme or grand (Fraternal only) \$
- 17.1 Were any of the assets reported in this statement subject to a contractual obligation to transfer to another party without the liability for such obligation being reported in this statement? Yes [] No [X]
- 17.2 If yes, state the amount thereof at December 31 of the current year:
- 17.21 Rented from others \$
- 17.22 Borrowed from others \$
- 17.23 Leased from others \$
- 17.24 Other \$
- 18.1 Does this statement include payments for assessments as described in the *Annual Statement Instructions* other than guaranty fund or guaranty association assessments? Yes [] No [X]
- 18.2 If answer is yes,
- 18.21 Amount paid as losses or risk adjustment \$
- 18.22 Amount paid as expenses \$
- 18.23 Other amounts paid \$
- 19.1 Does the reporting entity report any amounts due from the parent, subsidiaries or affiliates on Page 2 of this statement? Yes [X] No []
- 19.2 If yes, indicated any amounts receivable from parent included in the Page 2 amount: \$

GENERAL INTERROGATORIES

INVESTMENT

20.1 Were all the stocks, bonds and other securities owned December 31 of current year, over which the reporting entity has exclusive control, in the actual possession of the reporting entity on said date, except as shown by Schedule E - Part 3 - Special Deposits? Yes [] No [X]

20.2 If no, give full and complete information relating thereto:
 All of Citizens' assets are custodianed with the various banks listed within the custody exhibit. Citizens has control but not possession of its assets.

21.1 Were any of the stocks, bonds or other assets of the reporting entity owned at December 31 of the current year not exclusively under the control of the reporting entity, except as shown on the Schedule E - Part 3 - Special Deposits, or has the reporting entity sold or transferred any assets subject to a put option contract that is currently in force? (Exclude securities subject to Interrogatory 17.1) Yes [] No [X]

- 21.2 If yes, state the amount thereof at December 31 of the current year:
- 21.21 Loaned to others \$
 - 21.22 Subject to repurchase agreements \$
 - 21.23 Subject to reverse repurchase agreements \$
 - 21.24 Subject to dollar repurchase agreements \$
 - 21.25 Subject to reverse dollar repurchase agreements \$
 - 21.26 Pledged as collateral \$
 - 21.27 Placed under option agreements \$
 - 21.28 Letter stock or other securities restricted as to sale ... \$
 - 21.29 Other \$

21.3 For category (21.28) provide the following:

1 Nature of Restriction	2 Description	3 Amount
.....
.....
.....
.....

22.1 Does the reporting entity have any hedging transactions reported on Schedule DB? Yes [] No [X]

22.2 If yes, has a comprehensive description of the hedging program been made available to the domiciliary state? Yes [] No [] NA [X]
 If no, attach a description with this statement.

23.1 Were any preferred stocks or bonds owned as of December 31 of the current year mandatorily convertible into equity, or, at the option of the issuer, convertible into equity? Yes [] No [X]

23.2 If yes, state the amount thereof at December 31 of the current year. \$

GENERAL INTERROGATORIES

24. Excluding items in Schedule E, real estate, mortgage loans and investments held physically in the reporting entity's offices, vaults or safety deposit boxes, were all stocks, bonds and other securities, owned throughout the current year held pursuant to a custodial agreement with a qualified bank or trust company in accordance with Part 1 – General, Section IV.H-Custodial or Safekeeping Agreements of the NAIC Financial Condition Examiners Handbook?

Yes [X] No []

24.01 For agreements that comply with the requirements of the NAIC Financial Condition Examiners Handbook, complete the following:

1 Name of Custodian(s)	2 Custodian's Address
Bank of New York.....	Towermarc Plaza, 10161 Centurion Parkway, Third Floor, Jacksonville, FL 32256.....
US Bank.....	225 Water Street, PO Box 208, Jacksonville, FL 32231-0100.....
Wells Fargo.....	7077 Bonneval Road, Suite 400, Jacksonville, FL 32216.....
State of Florida CFO's Special Purpose Fund.....	1801 Hermitage Boulevard, Fourth Floor, Tallahassee, FL 32399-0344.....

24.02 For all agreements that do not comply with the requirements of the NAIC Financial Condition Examiners Handbook, provide the name, location and a complete explanation:

1 Name(s)	2 Location(s)	2 Complete Explanation(s)

24.03 Have there been any changes, including name changes, in the custodian(s) identified in 24.01 during the current year?

Yes [X] No []

24.04 If yes, give full and complete information relating thereto:

1 Old Custodian	2 New Custodian	3 Date of Change	4 Reason
Wachovia Bank.....	US Bank.....	10/01/2006.....	Merger Acquisition.....

24.05 Identify all investment advisors, brokers/dealers or individuals acting on behalf of broker/dealers that have access to the investment accounts, handle securities and have authority to make investments on behalf of the reporting entity:

1 Central Registration Depository Number(s)	2 Name	2 Address
	FAF Advisors.....	US Bancorp Center, 800 Nicollet Mail BC-MN-H05C, Minneapolis, MN 55402.....
	Smith Breeden Associates, Inc.....	100 Europa Drive, Suite 200, Chapel Hill, NC 27514.....
	Evergreen Investment Management Company.....	225 Water Street, Jacksonville, FL 32202.....
	Wells Fargo.....	90 South 7th Street, NAC N9305-092, Minneapolis, MN 55402.....
	MBIA Asset Management.....	113 King Street, Armonk, NY 10504.....
	Blackrock.....	800 Scudders Mill Road, Plainsboro, NJ 08536.....
	Delaware Investments.....	2005 Market Street, Philadelphia, PA 19103.....
	Sage Advisory Services.....	1250 Capitol of Texas Highway, South Cielo Center 1, Suite 300, Austin, TX 78746.....
	Taplin Canada.....	1001 Brickwell Bay Drive, Miami, FL 33131.....
	UBS Warburg Global Asset Management.....	UBS Tower, One North Wacker Drive, Chicago, IL 60606.....

25.1 Does the reporting entity have any diversified mutual funds reported in Schedule D, Part 2 (diversified according to the Securities and Exchange Commission (SEC) in the Investment Company Act of 1940 [Section 5 (b) (1)])?

Yes [] No [X]

25.2 If yes, complete the following schedule:

1 CUSIP #	2 Name of Mutual Fund	3 Book/Adjusted Carrying Value
25.2999	TOTAL	0

25.3 For each mutual fund listed in the table above, complete the following schedule:

1 Name of Mutual Fund (from above table)	2 Name of Significant Holding Of the Mutual Fund	3 Amount of Mutual Fund's Book/Adjusted Carrying Value Attributable to the Holding	4 Date of Valuation

GENERAL INTERROGATORIES

26. Provide the following information for all short-term and long-term bonds and all preferred stocks. Do not substitute amortized value or statement value for fair value.

	1 Statement (Admitted) Value	2 Fair Value	3 Excess of Statement over Fair Value (-) or Fair Value over Statement (+)
26.1 Bonds.....	7,258,246,822	7,245,872,757	(12,374,065)
26.2 Preferred stocks.....	0		0
26.3 Totals	7,258,246,822	7,245,872,757	(12,374,065)

26.4 Describe the sources or methods utilized in determining fair values:

27.1 Have all the filing requirements of the *Purposes and Procedures Manual* of the NAIC Securities Valuation Office been followed? Yes [X] No []

27.2 If no, list the exceptions:

OTHER

28.1 Amount of payments to trade associations, service organizations and statistical or rating bureaus, if any?.....\$2,690,947

28.2 List the name of the organization and the amount paid if any such payment represented 25% or more of the total payments to trade associations, service organizations and statistical or rating bureaus during the period covered by this statement.

1 Name	2 Amount Paid
Insurance Services Office, Inc.....	2,690,947

29.1 Amount of payments for legal expenses, if any?.....\$1,409,036

29.2 List the name of the firm and the amount paid if any such payment represented 25% or more of the total payments for legal expenses during the period covered by this statement.

1 Name	2 Amount Paid
.....	
.....	

30.1 Amount of payments for expenditures in connection with matters before legislative bodies, officers or departments of government, if any?.....\$

30.2 List the name of the firm and the amount paid if any such payment represented 25% or more of the total payment expenditures in connection with matters before legislative bodies, officers or departments of government during the period covered by this statement.

1 Name	2 Amount Paid
.....	
.....	

AMENDED-2- ANNUAL STATEMENT FOR THE YEAR 2006 OF THE CITIZENS PROPERTY INSURANCE CORPORATION

GENERAL INTERROGATORIES

(continued)

PART 2 - PROPERTY & CASUALTY INTERROGATORIES

- 1.1 Does the reporting entity have any direct Medicare Supplement Insurance in force? Yes [] No [X]
- 1.2 If yes, indicate premium earned on U.S. business only. \$
- 1.3 What portion of Item (1.2) is not reported on the Medicare Supplement Insurance Experience Exhibit? \$

1.31 Reason for excluding

.....

- 1.4 Indicate amount of earned premium attributable to Canadian and/or Other Alien not included in Item (1.2) above. \$
- 1.5 Indicate total incurred claims on all Medicare Supplement insurance. \$

1.6 Individual policies:

Most current three years:

- 1.61 Total premium earned \$0
- 1.62 Total incurred claims \$0
- 1.63 Number of covered lives 0

All years prior to most current three years:

- 1.64 Total premium earned \$0
- 1.65 Total incurred claims \$0
- 1.66 Number of covered lives 0

1.7 Group policies:

Most current three years:

- 1.71 Total premium earned \$0
- 1.72 Total incurred claims \$0
- 1.73 Number of covered lives 0

All years prior to most current three years:

- 1.74 Total premium earned \$0
- 1.75 Total incurred claims \$0
- 1.76 Number of covered lives 0

2. Health Test:

		1		2
		Current Year		Prior Year
2.1	Premium Numerator	\$0	\$0
2.2	Premium Denominator	\$2,054,284,673	\$1,055,746,118
2.3	Premium Ratio (2.1/2.2)0.000	0.000
2.4	Reserve Numerator	\$0	\$0
2.5	Reserve Denominator	\$2,189,181,353	\$2,190,207,255
2.6	Reserve Ratio (2.4/2.5)0.000	0.000

- 3.1 Does the reporting entity issue both participating and non-participating policies? Yes [] No []

3.2 If yes, state the amount of calendar year premiums written on:

- 3.21 Participating policies..... \$
- 3.22 Non-participating policies..... \$

4. For Mutual reporting entities and Reciprocal Exchanges only:

- 4.1 Does the reporting entity issue assessable policies?..... Yes [] No []
- 4.2 Does the reporting entity issue non-assessable policies?..... Yes [] No []
- 4.3 If assessable policies are issued, what is the extent of the contingent liability of the policyholders?..... %
- 4.4 Total amount of assessments paid or ordered to be paid during the year on deposit notes or contingent premiums..... \$

5. For Reciprocal Exchanges Only:

- 5.1 Does the exchange appoint local agents?..... Yes [] No []
- 5.2 If yes, is the commission paid:

- 5.21 Out of Attorney's-in-fact compensation..... Yes [] No [] NA []
- 5.22 As a direct expense of the exchange..... Yes [] No [] NA []

5.3 What expenses of the Exchange are not paid out of the compensation of the Attorney-in-fact?

.....

- 5.4 Has any Attorney-in-fact compensation, contingent on fulfillment of certain conditions, been deferred?..... Yes [] No []

5.5 If yes, give full information

.....

AMENDED-2- ANNUAL STATEMENT FOR THE YEAR 2006 OF THE CITIZENS PROPERTY INSURANCE CORPORATION

**GENERAL INTERROGATORIES
PART 2 - PROPERTY & CASUALTY INTERROGATORIES**

- 6.1 What provision has this reporting entity made to protect itself from an excessive loss in the event of a catastrophe under a workers' compensation contract issued without limit of loss:.....
N/A.....
- 6.2 Describe the method used to estimate this reporting entity's probable maximum insurance loss, and identify the type of insured exposures comprising that probable maximum loss, the locations of concentrations of those exposures and the external resources (such as consulting firms or computer software models), if any, used in the estimation process:.....
The Company uses various catastrophe modeling software, primarily RMS, (Risk Management Solutions). Citizens' policy base is primarily concentrated in the Dade, Broward, Palm Beach, and Monroe counties.....
- 6.3 What provision has this reporting entity made (such as a catastrophic reinsurance program) to protect itself from an excessive loss arising from the types and concentrations of insured exposures comprising its probable maximum property insurance loss?.....
The Company has financial resources up to its 100 year PML.....
- 6.4 Does the reporting entity carry catastrophe reinsurance protection for at least one reinstatement, in an amount sufficient to cover its estimated probable maximum loss attributable to a single loss event or occurrence?..... Yes [] No [X]
- 6.5 If no, describe any arrangements or mechanisms employed by the reporting entity to supplement its catastrophe reinsurance program or to hedge its exposure to unreinsured catastrophic loss.
The Company has an LOC and pre-event notes to cover the 100 year PML and statutory authority to impose assessments to repay debt issued to cover losses.....
- 7.1 Has the reporting entity reinsured any risk with any other entity under a quota share reinsurance contract that includes a provision that would limit the reinsurer's losses below the stated quota share percentage (e.g., a deductible, a loss ratio corridor, a loss cap, an aggregate limit or any similar provisions)?..... Yes [] No [X]
- 7.2 If yes, indicate the number of reinsurance contracts containing such provisions.....
- 7.3 If yes, does the amount of reinsurance credit taken reflect the reduction in quota share coverage caused by any applicable limiting provision(s)?..... Yes [] No []
- 8.1 Has this reporting entity reinsured any risk with any other entity and agreed to release such entity from liability, in whole or in part, from any loss that may occur on the risk, or portion thereof, reinsured?..... Yes [] No [X]
- 8.2 If yes, give full information.....
- 9.1 Has the reporting entity ceded any risk under any reinsurance contract (or under multiple contracts with the same reinsurer or its affiliates) for which during the period covered by the statement: (i) it recorded a positive or negative underwriting result greater than 3% of prior year-end surplus as regards policyholders or it reported calendar year written premium ceded or year-end loss and loss expense reserves ceded greater than 3% of prior year-end surplus as regards policyholders; (ii) it accounted for that contract as reinsurance and not as a deposit; and (iii) the contract(s) contain one or more of the following features or other features that would have similar results:
(a) A contract term longer than two years and the contract is noncancellable by the reporting entity during the contract term;
(b) A limited or conditional cancellation provision under which cancellation triggers an obligation by the reporting entity, or an affiliate of the reporting entity, to enter into a new reinsurance contract with the reinsurer, or an affiliate of the reinsurer;
(c) Aggregate stop loss reinsurance coverage;
(d) An unconditional or unilateral right by either party to commute the reinsurance contract except for such provisions which are only triggered by a decline in the credit status of the other party;
(e) A provision permitting reporting of losses, or payment of losses, less frequently than on a quarterly basis (unless there is no activity during the period); or
(f) Payment schedule, accumulating retentions from multiple years or any features inherently designed to delay timing of the reimbursement to the ceding entity..... Yes [] No [X]
- 9.2 Has the reporting entity during the period covered by the statement ceded any risk under any reinsurance contract (or under multiple contracts with the same reinsurer or its affiliates), excluding cessions to approved pooling agreements or to captive insurance companies that are directly or indirectly controlling, controlled by, or under common control with (i) one or more unaffiliated policyholders of the reporting entity, or (ii) an association of which one or more unaffiliated policyholders of the reporting entity is a member, where:
(a) The written premium ceded to the reinsurer by the reporting entity or its affiliates represents fifty percent (50%) or more of the entire direct and assumed premium written by the reinsurer based on its most recently available financial statement; or
(b) Twenty-five percent (25%) or more of the written premium ceded to the reinsurer has been retroceded back to the reporting entity or its affiliates..... Yes [] No [X]
- 9.3 If yes to 9.1 or 9.2, please provide the following information in the Reinsurance Summary Supplemental Filing for General Interrogatory 9:
(a) The aggregate financial statement impact gross of all such ceded reinsurance contracts on the balance sheet and statement of income;
(b) A summary of the reinsurance contract terms and indicate whether it applies to the contracts meeting the criteria in 9.1 or 9.2; and
(c) A brief discussion of management's principle objectives in entering into the reinsurance contract including the economic purpose to be achieved.
- 9.4 Except for transactions meeting the requirements of paragraph 30 of SSAP No. 62, Property and Casualty Reinsurance, has the reporting entity ceded any risk under any reinsurance contract (or multiple contracts with the same reinsurer or its affiliates) during the period covered by the financial statement, and either:
(a) Accounted for that contract as reinsurance (either prospective or retroactive) under statutory accounting principles ("SAP") and as a deposit under generally accepted accounting principles ("GAAP"); or
(b) Accounted for that contract as reinsurance under GAAP and as a deposit under SAP?..... Yes [] No [X]
- 9.5 If yes to 9.4, explain in the Reinsurance Summary Supplemental Filing for General Interrogatory 9 (Section D) why the contract(s) is treated differently for GAAP and SAP.
10. If the reporting entity has assumed risks from another entity, there should be charged on account of such reinsurances a reserve equal to that which the original entity would have been required to charge had it retained the risks. Has this been done? Yes [] No [] N/A [X]
- 11.1 Has this reporting entity guaranteed policies issued by any other entity and now in force:..... Yes [] No [X]
- 11.2 If yes, give full information.....

AMENDED-2- ANNUAL STATEMENT FOR THE YEAR 2006 OF THE CITIZENS PROPERTY INSURANCE CORPORATION

**GENERAL INTERROGATORIES
PART 2 - PROPERTY & CASUALTY INTERROGATORIES**

- 12.1 If the reporting entity recorded accrued retrospective premiums on insurance contracts on Line 13.3 of the asset schedule, Page 2, state the amount of corresponding liabilities recorded for:
- 12.11 Unpaid losses..... \$
- 12.12 Unpaid underwriting expenses (including loss adjustment expenses)..... \$
- 12.2 Of the amount on Line 13.3, Page 2, state the amount that is secured by letters of credit, collateral and other funds?..... \$
- 12.3 If the reporting entity underwrites commercial insurance risks, such as workers' compensation, are premium notes or promissory notes accepted from its insureds covering unpaid premiums and/or unpaid losses?..... Yes [] No [] NA [X]
- 12.4 If yes, provide the range of interest rates charged under such notes during the period covered by this statement:
- 12.41 From..... %
- 12.42 To..... %
- 12.5 Are letters of credit or collateral and other funds received from insureds being utilized by the reporting entity to secure premium notes or promissory notes taken by the reporting entity, or to secure any of the reporting entity's reported direct unpaid loss reserves, including unpaid losses under loss deductible features of commercial policies?..... Yes [] No [X]
- 12.6 If yes, state the amount thereof at December 31 of the current year:
- 12.61 Letters of Credit..... \$
- 12.62 Collateral and other funds..... \$
- 13.1 Largest net aggregate amount insured in any one risk (excluding workers' compensation):..... \$
- 13.2 Does any reinsurance contract considered in the calculation of this amount include an aggregate limit of recovery without also including a reinstatement provision?..... Yes [] No [X]
- 13.3 State the number of reinsurance contracts (excluding individual facultative risk certificates, but including facultative programs, automatic facilities or facultative obligatory contracts) considered in the calculation of the amount.
- 14.1 Is the company a cedant in a multiple cedant reinsurance contract?..... Yes [] No [X]
- 14.2 If yes, please describe the method of allocating and recording reinsurance among the cedants:
- 14.3 If the answer to 14.1 is yes, are the methods described in item 14.2 entirely contained in the respective multiple cedant reinsurance contracts?..... Yes [] No []
- 14.4 If the answer to 14.3 is no, are all the methods described in 14.2 entirely contained in written agreements?..... Yes [] No []
- 14.5 If answer to 14.4 is no, please explain:
- 15.1 Has the reporting entity guaranteed any financed premium accounts?..... Yes [] No [X]
- 15.2 If yes, give full information
- 16.1 Does the reporting entity write any warranty business?..... Yes [] No [X]
- If yes, disclose the following information for each of the following types of warranty coverage:

	1 Direct Losses Incurred	2 Direct Losses Unpaid	3 Direct Written Premium	4 Direct Premium Unearned	5 Direct Premium Earned
16.11 Home.....	\$	\$	\$	\$	\$
16.12 Products.....	\$	\$	\$	\$	\$
16.13 Automobile.....	\$	\$	\$	\$	\$
16.14 Other*.....	\$	\$	\$	\$	\$

* Disclose type of coverage:

AMENDED-2- ANNUAL STATEMENT FOR THE YEAR 2006 OF THE CITIZENS PROPERTY INSURANCE CORPORATION

**GENERAL INTERROGATORIES
PART 2 - PROPERTY & CASUALTY INTERROGATORIES**

17.1 Does the reporting entity include amounts recoverable on unauthorized reinsurance in Schedule F – Part 3 that it excludes from Schedule F – Part 5. Yes [] No [X]

Incurred but not reported losses on contracts not in force on July 1, 1984 or subsequently renewed are exempt from inclusion in Schedule F – Part 5. Provide the following information for this exemption:

17.11	Gross amount of unauthorized reinsurance in Schedule F – Part 3 excluded from Schedule F – Part 5	\$
17.12	Unfunded portion of Interrogatory 17.11.....	\$
17.13	Paid losses and loss adjustment expenses portion of Interrogatory 17.11	\$
17.14	Case reserves portion of Interrogatory 17.11.....	\$
17.15	Incurred but not reported portion of Interrogatory 17.11.....	\$
17.16	Unearned premium portion of Interrogatory 17.11.....	\$
17.17	Contingent commission portion of Interrogatory 17.11.....	\$

Provide the following information for all other amounts included in Schedule F – Part 3 and excluded from Schedule F – Part 5, not included above.

17.18	Gross amount of unauthorized reinsurance in Schedule F – Part 3 excluded from Schedule F – Part 5	\$
17.19	Unfunded portion of Interrogatory 17.18.....	\$
17.20	Paid losses and loss adjustment expenses portion of Interrogatory 17.18	\$
17.21	Case reserves portion of Interrogatory 17.18.....	\$
17.22	Incurred but not reported portion of Interrogatory 17.18.....	\$
17.23	Unearned premium portion of Interrogatory 17.18.....	\$
17.24	Contingent commission portion of Interrogatory 17.18.....	\$

AMENDED-2- ANNUAL STATEMENT FOR THE YEAR 2006 OF THE CITIZENS PROPERTY INSURANCE CORPORATION

FIVE-YEAR HISTORICAL DATA

Show amounts in whole dollars only, no cents; show percentages to one decimal place, i.e. 17.6.

	1 2006	2 2005	3 2004	4 2003	5 2002
Gross Premiums Written (Page 8, Part 1B, Cols. 1, 2 & 3)					
1. Liability lines (Lines 11.1, 11.2, 16, 17.1, 17.2, 18.1, 18.2, 19.1, 19.2 & 19.3, 19.4)	0	0	0	0	0
2. Property lines (Lines 1, 2, 9, 12, 21 & 26)	2,102,011,115	1,097,591,684	883,183,270	722,390,989	574,621,233
3. Property and liability combined lines (Lines 3, 4, 5, 8, 22 & 27)	1,298,388,455	511,493,021	517,903,023	449,605,057	229,210,800
4. All other lines (Lines 6, 10, 13, 14, 15, 23, 24, 28, 29 & 33)	0	0	0	0	0
5. Nonproportional reinsurance lines (Lines 30, 31 & 32)	0	0	0	0	0
6. Total (Line 34)	3,400,399,570	1,609,084,705	1,401,086,293	1,171,996,046	803,832,033
Net Premiums Written (Page 8, Part 1B, Col. 6)					
7. Liability lines (Lines 11.1, 11.2, 16, 17.1, 17.2, 18.1, 18.2, 19.1, 19.2 & 19.3, 19.4)	0	0	0	0	0
8. Property lines (Lines 1, 2, 9, 12, 21 & 26)	1,767,787,756	812,900,743	719,773,136	599,178,909	451,865,922
9. Property and liability combined lines (Lines 3, 4, 5, 8, 22 & 27)	1,182,880,899	316,951,850	368,195,546	392,791,071	189,096,070
10. All other lines (Lines 6, 10, 13, 14, 15, 23, 24, 28, 29 & 33)	0	0	0	0	0
11. Nonproportional reinsurance lines (Lines 30, 31 & 32)	0	0	0	0	0
12. Total (Line 34)	2,950,668,655	1,129,852,593	1,087,968,682	991,969,980	640,961,992
Statement of Income (Page 4)					
13. Net underwriting gain (loss) (Line 8)	1,008,193,178	(1,870,418,788)	(1,864,012,043)	435,615,870	283,505,838
14. Net investment gain (loss) (Line 11)	(11,599,331)	(6,235,967)	25,921,246	33,766,891	91,536,979
15. Total other income (Line 15)	1,719,966,048	465,156,148	(49,786,060)	(11,005,666)	(10,874,458)
16. Dividends to policyholders (Line 17)	0	0	0	0	0
17. Federal and foreign income taxes incurred (Line 19)	(220,458,963)	0	0	(1,564)	(106,228,985)
18. Net income (Line 20)	2,937,018,858	(1,411,498,607)	(1,887,876,857)	458,378,659	470,397,344
Balance Sheet Lines (Pages 2 and 3)					
19. Total admitted assets excluding protected cell business (Page 2, Line 24, Col. 3)	8,812,143,900	2,833,783,253	4,221,662,199	4,211,651,384	3,451,736,938
20. Premiums and considerations (Page 2, Col. 3)					
20.1 In course of collection (Line 13.1)	229,622,181	9,083,020	2,699,844	2,091,235	842,544
20.2 Deferred and not yet due (Line 13.2)	0	0	0	0	0
20.3 Accrued retrospective premiums (Line 13.3)	0	0	0	0	0
21. Total liabilities excluding protected cell business (Page 3, Line 24)	7,689,688,268	4,644,898,020	4,605,187,965	2,704,295,201	2,400,020,398
22. Losses (Page 3, Line 1)	506,437,533	1,267,634,890	1,458,492,452	112,645,319	60,452,789
23. Loss adjustment expenses (Page 3, Line 3)	81,168,303	217,380,830	148,554,473	26,059,611	22,691,127
24. Unearned premiums (Page 3, Line 9)	1,601,575,517	705,191,535	631,085,060	565,619,040	397,551,025
25. Capital paid up (Page 3, Lines 28 & 29)	0	0	0	0	0
26. Surplus as regards policyholders (Page 3, Line 35)	1,122,455,632	(1,811,114,767)	(383,525,766)	1,507,356,183	1,051,716,540
Risk-Based Capital Analysis					
27. Total adjusted capital	1,122,455,632	(1,811,114,767)	(383,525,766)	1,507,356,183	1,051,716,540
28. Authorized control level risk-based capital	282,555,597	281,137,280	299,587,247	71,565,901	60,473,172
Percentage Distribution of Cash, Cash Equivalents and Invested Assets (Page 2, Col. 3)(Item divided by Page 2, Line 10, Col. 3) x 100.0					
29. Bonds (Line 1)	49.9	81.9	62.7	60.1	66.2
30. Stocks (Lines 2.1 & 2.2)	0.0	0.0	0.0	0.0	0.0
31. Mortgage loans on real estate (Lines 3.1 and 3.2)	0.0	0.0	0.0	0.0	0.0
32. Real estate (Lines 4.1, 4.2 & 4.3)	0.0	0.0	0.0	0.0	0.0
33. Cash, cash equivalents and short-term investments (Line 5)	50.1	18.1	37.3	38.8	33.8
34. Contract loans (Line 6)	0.0	0.0	0.0	XXX	0.0
35. Other invested assets (Line 7)	0.0	0.0	0.0	0.0	0.0
36. Receivables for securities (Line 8)	0.0	0.0	0.0	1.1	0.0
37. Aggregate write-ins for invested assets (Line 9)	0.0	0.0	0.0	0.0	0.0
38. Cash, cash equivalents and invested assets (Line 10)	100.0	100.0	100.0	100.0	100.0
Investments in Parent, Subsidiaries and Affiliates					
39. Affiliated bonds, (Sch. D, Summary, Line 25, Col. 1)	0	0	0	0	0
40. Affiliated preferred stocks (Sch. D, Summary, Line 39, Col. 1)	0	0	0	0	0
41. Affiliated common stocks (Sch. D, Summary, Line 53, Col. 2)	0	0	0	0	0
42. Affiliated short-term investments (subtotals included in Schedule DA, Part 2, Col. 5, Line 11)	0	0	0	0	0
43. Affiliated mortgage loans on real estate	0	0	0	0	0
44. All other affiliated	0	0	0	0	0
45. Total of above Lines 39 to 44	0	0	0	0	0
46. Percentage of investments in parent, subsidiaries and affiliates to surplus as regards policyholders (Line 45 above divided by Page 3, Col. 1, Line 35 x 100.0)	0.0	0.0	0.0	0.0	0.0

AMENDED-2- ANNUAL STATEMENT FOR THE YEAR 2006 OF THE CITIZENS PROPERTY INSURANCE CORPORATION

FIVE-YEAR HISTORICAL DATA

(Continued)

	1 2006	2 2005	3 2004	4 2003	5 2002
Capital and Surplus Accounts (Page 4)					
47. Net unrealized capital gains (losses) (Line 24)	0	0	0	0	0
48. Dividends to stockholders (Line 35)	0	0	0	0	0
49. Change in surplus as regards policyholders for the year (Line 38)	2,933,570,399	(1,427,589,001)	(1,890,881,949)	455,639,642	444,179,102
Gross Losses Paid (Page 9, Part 2, Cols. 1 & 2)					
50. Liability lines (Lines 11.1, 11.2, 16, 17.1, 17.2, 18.1, 18.2, 19.1, 19.2 & 19.3, 19.4)	0	0	0	0	0
51. Property lines (Lines 1, 2, 9, 12, 21 & 26)	1,495,522,082	2,151,620,231	777,847,358	32,826,814	14,589,476
52. Property and liability combined lines (Lines 3, 4, 5, 8, 22 & 27)	448,143,967	457,059,079	369,428,934	118,540,414	45,537,646
53. All other lines (Lines 6, 10, 13, 14, 15, 23, 24, 28, 29 & 33)	0	0	0	0	0
54. Nonproportional reinsurance lines (Lines 30, 31 & 32)	0	0	0	0	0
55. Total (Line 34)	1,943,666,049	2,608,679,310	1,147,276,292	151,367,228	60,127,122
Net Losses Paid (Page 9, Part 2, Col. 4)					
56. Liability lines (Lines 11.1, 11.2, 16, 17.1, 17.2, 18.1, 18.2, 19.1, 19.2 & 19.3, 19.4)	0	0	0	0	0
57. Property lines (Lines 1, 2, 9, 12, 21 & 26)	1,182,430,232	2,146,806,526	777,847,358	32,826,814	14,589,476
58. Property and liability combined lines (Lines 3, 4, 5, 8, 22 & 27)	168,510,908	445,994,028	369,428,934	118,540,414	45,537,646
59. All other lines (Lines 6, 10, 13, 14, 15, 23, 24, 28, 29 & 33)	0	0	0	0	0
60. Nonproportional reinsurance lines (Lines 30, 31 & 32)	0	0	0	0	0
61. Total (Line 34)	1,350,941,140	2,592,800,554	1,147,276,292	151,367,228	60,127,122
Operating Percentages (Page 4) (Item divided by Page 4, Line 1) x 100.0					
62. Premiums earned (Line 1)	100.0	100.0	100.0	100.0	100.0
63. Losses incurred (Line 2)	28.7	227.5	243.8	24.7	15.8
64. Loss expenses incurred (Line 3)	3.4	30.9	20.8	2.5	3.6
65. Other underwriting expenses incurred (Line 4)	18.8	18.8	17.7	19.9	26.3
66. Net underwriting gain (loss) (Line 8)	49.1	(177.2)	(182.3)	52.9	54.2
Other Percentages					
67. Other underwriting expenses to net premiums written (Page 4, Lines 4 + 5 - 15 divided by Page 8, Part 1B, Col. 6, Line 34 x 100.0)	(45.2)	(23.6)	21.2	17.6	23.2
68. Losses and loss expenses incurred to premiums earned (Page 4, Lines 2 + 3 divided by Page 4, Line 1 x 100.0)	32.1	258.4	264.6	27.2	19.4
69. Net premiums written to policyholders' surplus (Page 8, Part 1B, Col. 6, Line 34 divided by Page 3, Line 35, Col. 1 x 100.0)	262.9	(62.4)	(283.7)	65.8	60.9
One Year Loss Development (000 omitted)					
70. Development in estimated losses and loss expenses incurred prior to current year (Schedule P, Part 2 - Summary, Line 12, Col. 11)	364,554	575,048	(15,925)	(12,050)	3,742
71. Percent of development of losses and loss expenses incurred to policyholders' surplus of prior year end (Line 70 above divided by Page 4, Line 21, Col. 1 x 100.0)	(20.1)	(149.9)	(1.1)	(1.1)	0.6
Two Year Loss Development (000 omitted)					
72. Development in estimated losses and loss expenses incurred 2 years before the current year and prior year (Schedule P, Part 2 - Summary, Line 12, Col. 12)	831,673	(10,537)	(14,093)	(3,998)	(3,128)
73. Percent of development of losses and loss expenses incurred to reported policyholders' surplus of second prior year end (Line 72 above divided by Page 4, Line 21, Col. 2 x 100.0)	(216.8)	(0.7)	(1.3)	(0.7)	(0.8)



AMENDED-2- ANNUAL STATEMENT FOR THE YEAR 2006 OF THE CITIZENS PROPERTY INSURANCE CORPORATION

EXHIBIT OF PREMIUMS AND LOSSES (Statutory Page 14)

NAIC Group Code **0000**

BUSINESS IN THE STATE OF Florida

DURING THE YEAR 2006

NAIC Company Code **10064**

Line of Business	Gross Premiums, Including Policy and Membership Fees Less Return Premiums and Premiums on Policies not Taken		3 Dividends Paid or Credited to Policyholders on Direct Business	4 Direct Unearned Premium Reserves	5 Direct Losses Paid (deducting salvage)	6 Direct Losses Incurred	7 Direct Losses Unpaid	8 Direct Defense and Cost Containment Expense Paid	9 Direct Defense and Cost Containment Expense Incurred	10 Direct Defense and Cost Containment Expense Unpaid	11 Commissions and Brokerage Expenses	12 Taxes, Licenses and Fees
	1 Direct Premiums Written	2 Direct Premiums Earned										
1. Fire	220,757,758	156,557,816		87,296,009	21,674,966	(94,840,764)	8,501,848	567,359	(5,078,742)	1,638,428	19,239,528	3,914,247
2.1 Allied lines	1,881,253,357	1,492,525,787		894,377,324	1,473,847,116	199,130,081	483,411,569	69,671,154	78,507,713	29,958,519	162,217,176	1,814,584
2.2 Multiple peril crop												
2.3 Federal flood												
3. Farmowners multiple peril												
4. Homeowners multiple peril	1,298,388,455	900,978,861		631,240,228	448,143,967	220,600,253	163,893,288	10,142,220	11,677,407	27,831,911	78,253,700	23,048,003
5.1 Commercial multiple peril (non-liability portion)												
5.2 Commercial multiple peril (liability portion)												
6. Mortgage guaranty												
8. Ocean marine												
9. Inland marine												
10. Financial guaranty												
11. Medical malpractice												
12. Earthquake												
13. Group accident and health (b)												
14. Credit A & H (group and individual)												
15.1 Collectively renewable A & H (b)												
15.2 Non-cancelable A & H (b)												
15.3 Guaranteed renewable A & H (b)												
15.4 Non-renewable for stated reasons only (b)												
15.5 Other accident only												
15.6 All other A & H (b)												
15.7 Federal employees health benefits program premium (b)												
16. Workers' compensation												
17. Other liability												
18. Products liability												
19.1 Private passenger auto no-fault (personal injury protection)												
19.2 Other private passenger auto liability												
19.3 Commercial auto no-fault (personal injury protection)												
19.4 Other commercial auto liability												
21.1 Private passenger auto physical damage												
21.2 Commercial auto physical damage												
22. Aircraft (all perils)												
23. Fidelity												
24. Surety												
26. Burglary and theft												
27. Boiler and machinery												
28. Credit												
33. Aggregate write-ins for other lines of business	0	0	0	0	0	0	0	0	0	0	0	0
34. TOTALS (a)	3,400,399,570	2,550,062,464	0	1,612,913,561	1,943,666,049	324,889,570	655,806,705	80,380,733	85,106,378	59,428,858	259,710,404	28,776,834
DETAILS OF WRITE-INS												
3301.												
3302.												
3303.												
3398. Summary of remaining write-ins for Line 33 from overflow page	0	0	0	0	0	0	0	0	0	0	0	0
3399. Totals (Lines 3301 through 3303 plus 3398) (Line 33 above)	0	0	0	0	0	0	0	0	0	0	0	0

(a) Finance and service charges not included in Lines 1 to 34 \$ 580,330

(b) For health business on indicated lines report: Number of persons insured under PPO managed care products and number of persons insured under indemnity only products

20 FL



AMENDED-2- ANNUAL STATEMENT FOR THE YEAR 2006 OF THE CITIZENS PROPERTY INSURANCE CORPORATION

EXHIBIT OF PREMIUMS AND LOSSES (Statutory Page 14)

NAIC Group Code **0000**

BUSINESS IN THE STATE OF Consolidated

DURING THE YEAR 2006

NAIC Company Code **10064**

Line of Business	Gross Premiums, Including Policy and Membership Fees Less Return Premiums and Premiums on Policies not Taken		3 Dividends Paid or Credited to Policyholders on Direct Business	4 Direct Unearned Premium Reserves	5 Direct Losses Paid (deducting salvage)	6 Direct Losses Incurred	7 Direct Losses Unpaid	8 Direct Defense and Cost Containment Expense Paid	9 Direct Defense and Cost Containment Expense Incurred	10 Direct Defense and Cost Containment Expense Unpaid	11 Commissions and Brokerage Expenses	12 Taxes, Licenses and Fees
	1 Direct Premiums Written	2 Direct Premiums Earned										
1. Fire	220,757,758	156,557,816	0	87,296,009	21,674,966	(94,840,764)	8,501,848	567,359	(5,078,742)	1,638,428	19,239,528	3,914,247
2.1 Allied lines	1,881,253,357	1,492,525,787	0	894,377,324	1,473,847,116	199,130,081	483,411,569	69,671,154	78,507,713	29,958,519	162,217,176	1,814,584
2.2 Multiple peril crop	0	0	0	0	0	0	0	0	0	0	0	0
2.3 Federal flood	0	0	0	0	0	0	0	0	0	0	0	0
3. Farmowners multiple peril	0	0	0	0	0	0	0	0	0	0	0	0
4. Homeowners multiple peril	1,298,388,455	900,978,861	0	631,240,228	448,143,967	220,600,253	163,893,288	10,142,220	11,677,407	27,831,911	78,253,700	23,048,003
5.1 Commercial multiple peril (non-liability portion)	0	0	0	0	0	0	0	0	0	0	0	0
5.2 Commercial multiple peril (liability portion)	0	0	0	0	0	0	0	0	0	0	0	0
6. Mortgage guaranty	0	0	0	0	0	0	0	0	0	0	0	0
8. Ocean marine	0	0	0	0	0	0	0	0	0	0	0	0
9. Inland marine	0	0	0	0	0	0	0	0	0	0	0	0
10. Financial guaranty	0	0	0	0	0	0	0	0	0	0	0	0
11. Medical malpractice	0	0	0	0	0	0	0	0	0	0	0	0
12. Earthquake	0	0	0	0	0	0	0	0	0	0	0	0
13. Group accident and health (b)	0	0	0	0	0	0	0	0	0	0	0	0
14. Credit A & H (group and individual)	0	0	0	0	0	0	0	0	0	0	0	0
15.1 Collectively renewable A & H (b)	0	0	0	0	0	0	0	0	0	0	0	0
15.2 Non-cancelable A & H (b)	0	0	0	0	0	0	0	0	0	0	0	0
15.3 Guaranteed renewable A & H (b)	0	0	0	0	0	0	0	0	0	0	0	0
15.4 Non-renewable for stated reasons only (b)	0	0	0	0	0	0	0	0	0	0	0	0
15.5 Other accident only	0	0	0	0	0	0	0	0	0	0	0	0
15.6 All other A & H (b)	0	0	0	0	0	0	0	0	0	0	0	0
15.7 Federal employees health benefits program premium (b)	0	0	0	0	0	0	0	0	0	0	0	0
16. Workers' compensation	0	0	0	0	0	0	0	0	0	0	0	0
17. Other liability	0	0	0	0	0	0	0	0	0	0	0	0
18. Products liability	0	0	0	0	0	0	0	0	0	0	0	0
19.1 Private passenger auto no-fault (personal injury protection)	0	0	0	0	0	0	0	0	0	0	0	0
19.2 Other private passenger auto liability	0	0	0	0	0	0	0	0	0	0	0	0
19.3 Commercial auto no-fault (personal injury protection)	0	0	0	0	0	0	0	0	0	0	0	0
19.4 Other commercial auto liability	0	0	0	0	0	0	0	0	0	0	0	0
21.1 Private passenger auto physical damage	0	0	0	0	0	0	0	0	0	0	0	0
21.2 Commercial auto physical damage	0	0	0	0	0	0	0	0	0	0	0	0
22. Aircraft (all perils)	0	0	0	0	0	0	0	0	0	0	0	0
23. Fidelity	0	0	0	0	0	0	0	0	0	0	0	0
24. Surety	0	0	0	0	0	0	0	0	0	0	0	0
26. Burglary and theft	0	0	0	0	0	0	0	0	0	0	0	0
27. Boiler and machinery	0	0	0	0	0	0	0	0	0	0	0	0
28. Credit	0	0	0	0	0	0	0	0	0	0	0	0
33. Aggregate write-ins for other lines of business	0	0	0	0	0	0	0	0	0	0	0	0
34. TOTALS (a)	3,400,399,570	2,550,062,464	0	1,612,913,561	1,943,666,049	324,889,570	655,806,705	80,380,733	85,106,378	59,428,858	259,710,404	28,776,834
DETAILS OF WRITE-INS												
3301.												
3302.												
3303.												
3398. Summary of remaining write-ins for Line 33 from overflow page	0	0	0	0	0	0	0	0	0	0	0	0
3399. Totals (Lines 3301 through 3303 plus 3398) (Line 33 above)	0	0	0	0	0	0	0	0	0	0	0	0

(a) Finance and service charges not included in Lines 1 to 34 \$ 580,330

(b) For health business on indicated lines report: Number of persons insured under PPO managed care products 0 and number of persons insured under indemnity only products 0

20.GT

SCHEDULE A - VERIFICATION BETWEEN YEARS

Real Estate

1. Book/adjusted carrying value, December 31, prior year.....	0
2. Increase (decrease) by adjustment:	
2.1 Totals, Part 1, Column 11.....	0
2.2 Totals, Part 3, Column 7.....	0
3. Cost of acquired, (Totals, Part 2, Column 6, net of encumbrances, Column 7, and net of credit to permanent improvements (Column 9).....	0
4. Cost of additions and permanent improvements:	
4.1 Totals, Part 1, Column 14.....	0
4.2 Totals, Part 3, Column 9.....	0
5. Total profit (loss) on sales, Part 3, Column 14.....	0
6. Increase (decrease) by foreign exchange adjustment:	
6.1 Totals, Part 1, Column 12.....	0
6.2 Totals, Part 3, Column 8.....	0
7. Amounts received on sales, Part 3, Column 11 and Part 1, Column 13.....	0
8. Book/adjusted carrying value at end of current period.....	0
9. Total valuation allowance.....	0
10. Subtotal (Lines 8 plus 9).....	0
11. Total nonadmitted amounts.....	0
12. Statement value, current period (Page 2, real estate lines, Net Admitted Assets column).....	0

NONE

SCHEDULE B - VERIFICATION BETWEEN YEARS

Mortgage Loans

1. Book value/recorded investment excluding accrued interest of mortgage owned, December 31, prior year.....	0
2. Amount loaned during year:	
2.1 Actual cost at time of acquisitions.....	0
2.2 Additional investment made after acquisitions.....	0
3. Accrual of discount and mortgage interest points and commitment fees.....	0
4. Increase (decrease) by adjustment.....	0
5. Total profit (loss) on sale.....	0
6. Amounts paid on account or in full during the year.....	0
7. Amortization of premium.....	0
8. Increase (decrease) by foreign exchange adjustment.....	0
9. Book value/recorded investment excluding accrued interest on mortgages owned at end of current period.....	0
10. Total valuation allowance.....	0
11. Subtotal (Lines 9 plus 10).....	0
12. Total nonadmitted amounts.....	0
13. Statement value of mortgages owned at end of current period (Page 2, mortgage lines, Net Admitted Assets column).....	0

NONE

SCHEDULE BA - VERIFICATION BETWEEN YEARS

Long-Term Invested Assets

1. Book/adjusted carrying value of long-term invested assets owned December 31 of prior year.....	0
2. Cost of acquisitions during year:	
2.1 Actual cost at time of acquisitions.....	0
2.2 Additional investment made after acquisitions.....	0
3. Accrual of discount.....	0
4. Increase (decrease) by adjustment.....	0
5. Total profit (loss) on sale.....	0
6. Amounts paid on account or in full during the year.....	0
7. Amortization of premium.....	0
8. Increase (decrease) by foreign exchange adjustment.....	0
9. Book/adjusted carrying value of long-term invested assets at end of current period.....	0
10. Total valuation allowance.....	0
11. Subtotal (Lines 9 plus 10).....	0
12. Total nonadmitted amounts.....	0
13. Statement value of long-term invested assets at end of current period (Page 2, Line 7, Column 3).....	0

NONE

AMENDED-2- ANNUAL STATEMENT FOR THE YEAR 2006 OF THE CITIZENS PROPERTY INSURANCE CORPORATION

SCHEDULE D - SUMMARY BY COUNTRY

Long-Term Bonds and Stocks OWNED December 31 of Current Year

Description	1 Book/Adjusted Carrying Value	2 Fair Value	3 Actual Cost	4 Par Value of Bonds
BONDS				
Governments (Including all obligations guaranteed by governments)	1. United States 1,146,363,232 1,142,157,948 1,115,696,009 1,151,110,754
	2. Canada 0 0 0 0
	3. Other Countries 0 0 0 0
	4. Totals 1,146,363,232 1,142,157,948 1,115,696,009 1,151,110,754
States, Territories and Possessions (Direct and guaranteed)	5. United States 0 0 0 0
	6. Canada 0 0 0 0
	7. Other Countries 0 0 0 0
	8. Totals 0 0 0 0
Political Subdivisions of States, Territories and Possessions (Direct and guaranteed)	9. United States 0 0 0 0
	10. Canada 0 0 0 0
	11. Other Countries 0 0 0 0
	12. Totals 0 0 0 0
Special revenue and special assessment obligations and all non-guaranteed obligations of agencies and authorities of governments and their political subdivisions	13. United States 530,572,817 526,802,479 530,695,703 526,594,543
	14. Canada 0 0 0 0
	15. Other Countries 0 0 0 0
	16. Totals 530,572,817 526,802,479 530,695,703 526,594,543
Public Utilities (unaffiliated)	17. United States 1,073,243 1,074,182 1,075,812 1,050,000
	18. Canada 0 0 0 0
	19. Other Countries 0 0 0 0
	20. Totals 1,073,243 1,074,182 1,075,812 1,050,000
Industrial and Miscellaneous and Credit Tenant Loans (unaffiliated)	21. United States 1,941,863,439 1,932,616,188 1,946,386,754 1,939,764,672
	22. Canada 0 0 0 0
	23. Other Countries 0 0 0 0
	24. Totals 1,941,863,439 1,932,616,188 1,946,386,754 1,939,764,672
Parent, Subsidiaries and Affiliates	25. Totals 0 0 0 0
	26. Total Bonds 3,619,872,731 3,602,650,797 3,593,854,278 3,618,519,969
PREFERRED STOCKS				
Public Utilities (unaffiliated)	27. United States 0 0 0 0
	28. Canada 0 0 0 0
	29. Other Countries 0 0 0 0
	30. Totals 0 0 0 0
Banks, Trust and Insurance Companies (unaffiliated)	31. United States 0 0 0 0
	32. Canada 0 0 0 0
	33. Other Countries 0 0 0 0
	34. Totals 0 0 0 0
Industrial and Miscellaneous (unaffiliated)	35. United States 0 0 0 0
	36. Canada 0 0 0 0
	37. Other Countries 0 0 0 0
	38. Totals 0 0 0 0
Parent, Subsidiaries and Affiliates	39. Totals 0 0 0 0
	40. Total Preferred Stocks 0 0 0 0
COMMON STOCKS				
Public Utilities (unaffiliated)	41. United States 0 0 0 0
	42. Canada 0 0 0 0
	43. Other Countries 0 0 0 0
	44. Totals 0 0 0 0
Banks, Trust and Insurance Companies (unaffiliated)	45. United States 0 0 0 0
	46. Canada 0 0 0 0
	47. Other Countries 0 0 0 0
	48. Totals 0 0 0 0
Industrial and Miscellaneous (unaffiliated)	49. United States 0 0 0 0
	50. Canada 0 0 0 0
	51. Other Countries 0 0 0 0
	52. Totals 0 0 0 0
Parent, Subsidiaries and Affiliates	53. Totals 0 0 0 0
	54. Total Common Stocks 0 0 0 0
	55. Total Stocks 0 0 0 0
	56. Total Bonds and Stocks 3,619,872,731 3,602,650,797 3,593,854,278 3,618,519,969

SCHEDULE D - VERIFICATION BETWEEN YEARS

Bonds and Stocks

1. Book/adjusted carrying value of bonds and stocks, prior year..... 2,197,037,882	7. Amortization of premium 6,471,024
2. Cost of bonds and stocks acquired, Column 7, Part 3 3,804,378,594	8. Foreign Exchange Adjustment:
3. Accrual of discount 12,400,939	8.1 Column 15, Part 1 0
4. Increase (decrease) by adjustment:.....	8.2 Column 19, Part 2, Sec. 1 0
4.1 Columns 12 - 14, Part 1 (1)	8.3 Column 16, Part 2, Sec. 2 0
4.2 Columns 15 - 17, Part 2, Sec. 1 0	8.4 Column 15, Part 4 0
4.3 Column 15, Part 2, Sec. 2 0	9. Book/adjusted carrying value at end of current period 3,619,872,731
4.4 Columns 11 - 13, Part 4 0	10. Total valuation allowance 0
5. Total gain (loss), Column 19, Part 4 (23,044,129)	11. Subtotal (Lines 9 plus 10) 3,619,872,731
6. Deduct consideration for bonds and stocks disposed of Column 7, Part 4 2,364,429,530	12. Total nonadmitted amounts 0
	13. Statement value of bonds and stocks, current period 3,619,872,731

AMENDED-2- ANNUAL STATEMENT FOR THE YEAR 2006 OF THE CITIZENS PROPERTY INSURANCE CORPORATION

SCHEDULE D - PART 1A - SECTION 1

Quality and Maturity Distribution of All Bonds Owned December 31, at Book/Adjusted Carrying Values by Major Types of Issues and NAIC Designations

Quality Rating per the NAIC Designation	1 1 Year or Less	2 Over 1 Year Through 5 Years	3 Over 5 Years Through 10 Years	4 Over 10 Years Through 20 Years	5 Over 20 Years	6 Total Current Year	7 Col. 6 as a % of Line 10.7	8 Total from Col. 6 Prior Year	9 % From Col. 7 Prior Year	10 Total Publicly Traded	11 Total Privately Placed (a)
1. U.S. Governments, Schedules D & DA (Group 1)											
1.1 Class 1	955,408,024	706,395,131	4,435,794	1,897,569	171,346	1,668,307,864	35.0	888,996,339	35.0	1,668,047,873	259,991
1.2 Class 2	0	0	0	0	0	0	0.0	0	0.0	0	0
1.3 Class 3	0	0	0	0	0	0	0.0	0	0.0	0	0
1.4 Class 4	0	0	0	0	0	0	0.0	0	0.0	0	0
1.5 Class 5	0	0	0	0	0	0	0.0	0	0.0	0	0
1.6 Class 6	0	0	0	0	0	0	0.0	0	0.0	0	0
1.7 Totals	955,408,024	706,395,131	4,435,794	1,897,569	171,346	1,668,307,864	35.0	888,996,339	35.0	1,668,047,873	259,991
2. All Other Governments, Schedules D & DA (Group 2)											
2.1 Class 1	0	0	0	0	0	0	0.0	0	0.0	0	0
2.2 Class 2	0	0	0	0	0	0	0.0	0	0.0	0	0
2.3 Class 3	0	0	0	0	0	0	0.0	0	0.0	0	0
2.4 Class 4	0	0	0	0	0	0	0.0	0	0.0	0	0
2.5 Class 5	0	0	0	0	0	0	0.0	0	0.0	0	0
2.6 Class 6	0	0	0	0	0	0	0.0	0	0.0	0	0
2.7 Totals	0	0	0	0	0	0	0.0	0	0.0	0	0
3. States, Territories and Possessions etc., Guaranteed, Schedules D & DA (Group 3)											
3.1 Class 1	0	0	0	0	0	0	0.0	0	0.0	0	0
3.2 Class 2	0	0	0	0	0	0	0.0	0	0.0	0	0
3.3 Class 3	0	0	0	0	0	0	0.0	0	0.0	0	0
3.4 Class 4	0	0	0	0	0	0	0.0	0	0.0	0	0
3.5 Class 5	0	0	0	0	0	0	0.0	0	0.0	0	0
3.6 Class 6	0	0	0	0	0	0	0.0	0	0.0	0	0
3.7 Totals	0	0	0	0	0	0	0.0	0	0.0	0	0
4. Political Subdivisions of States, Territories and Possessions, Guaranteed, Schedules D & DA (Group 4)											
4.1 Class 1	0	0	0	0	0	0	0.0	0	0.0	0	0
4.2 Class 2	0	0	0	0	0	0	0.0	0	0.0	0	0
4.3 Class 3	0	0	0	0	0	0	0.0	0	0.0	0	0
4.4 Class 4	0	0	0	0	0	0	0.0	0	0.0	0	0
4.5 Class 5	0	0	0	0	0	0	0.0	0	0.0	0	0
4.6 Class 6	0	0	0	0	0	0	0.0	0	0.0	0	0
4.7 Totals	0	0	0	0	0	0	0.0	0	0.0	0	0
5. Special Revenue & Special Assessment Obligations etc., Non-Guaranteed, Schedules D & DA (Group 5)											
5.1 Class 1	118,848,039	293,349,936	82,651,212	20,970,575	14,753,055	530,572,817	11.1	387,178,340	15.3	530,572,817	0
5.2 Class 2	0	0	0	0	0	0	0.0	0	0.0	0	0
5.3 Class 3	0	0	0	0	0	0	0.0	0	0.0	0	0
5.4 Class 4	0	0	0	0	0	0	0.0	0	0.0	0	0
5.5 Class 5	0	0	0	0	0	0	0.0	0	0.0	0	0
5.6 Class 6	0	0	0	0	0	0	0.0	0	0.0	0	0
5.7 Totals	118,848,039	293,349,936	82,651,212	20,970,575	14,753,055	530,572,817	11.1	387,178,340	15.3	530,572,817	0

AMENDED-2- ANNUAL STATEMENT FOR THE YEAR 2006 OF THE CITIZENS PROPERTY INSURANCE CORPORATION

SCHEDULE D - PART 1A - SECTION 1 (continued)

Quality and Maturity Distribution of All Bonds Owned December 31, at Book/Adjusted Carrying Values by Major Types of Issues and NAIC Designations

Quality Rating per the NAIC Designation	1 1 Year or Less	2 Over 1 Year Through 5 Years	3 Over 5 Years Through 10 Years	4 Over 10 Years Through 20 Years	5 Over 20 Years	6 Total Current Year	7 Col. 6 as a % of Line 10.7	8 Total from Col. 6 Prior Year	9 % From Col. 7 Prior Year	10 Total Publicly Traded	11 Total Privately Placed (a)
6. Public Utilities (Unaffiliated), Schedules D & DA (Group 6)											
6.1 Class 1	.0	1,073,243	.0	.0	.0	1,073,243	0.0	.0	0.0	1,073,243	.0
6.2 Class 2	.0	.0	.0	.0	.0	.0	0.0	.0	0.0	.0	.0
6.3 Class 3	.0	.0	.0	.0	.0	.0	0.0	.0	0.0	.0	.0
6.4 Class 4	.0	.0	.0	.0	.0	.0	0.0	.0	0.0	.0	.0
6.5 Class 5	.0	.0	.0	.0	.0	.0	0.0	.0	0.0	.0	.0
6.6 Class 6	0	0	0	0	0	0	0.0	0	0.0	0	0
6.7 Totals	0	1,073,243	0	0	0	1,073,243	0.0	0	0.0	1,073,243	0
7. Industrial & Miscellaneous (Unaffiliated), Schedules D & DA (Group 7)											
7.1 Class 1	947,697,496	1,098,343,324	375,429,275	82,863,182	63,478,857	2,567,812,134	53.9	1,260,319,333	49.7	2,382,259,502	185,552,634
7.2 Class 2	627,498	.0	.0	.0	.0	627,498	0.0	639,360	0.0	627,498	.0
7.3 Class 3	.0	.0	.0	.0	.0	.0	0.0	.0	0.0	.0	.0
7.4 Class 4	.0	.0	.0	.0	.0	.0	0.0	.0	0.0	.0	.0
7.5 Class 5	.0	.0	.0	.0	.0	.0	0.0	.0	0.0	.0	.0
7.6 Class 6	0	0	0	0	0	0	0.0	0	0.0	0	0
7.7 Totals	948,324,994	1,098,343,324	375,429,275	82,863,182	63,478,857	2,568,439,632	53.9	1,260,958,693	49.7	2,382,887,000	185,552,634
8. Credit Tenant Loans, Schedules D & DA (Group 8)											
8.1 Class 1	.0	.0	.0	.0	.0	.0	0.0	.0	0.0	.0	.0
8.2 Class 2	.0	.0	.0	.0	.0	.0	0.0	.0	0.0	.0	.0
8.3 Class 3	.0	.0	.0	.0	.0	.0	0.0	.0	0.0	.0	.0
8.4 Class 4	.0	.0	.0	.0	.0	.0	0.0	.0	0.0	.0	.0
8.5 Class 5	.0	.0	.0	.0	.0	.0	0.0	.0	0.0	.0	.0
8.6 Class 6	0	0	0	0	0	0	0.0	0	0.0	0	0
8.7 Totals	0	0	0	0	0	0	0.0	0	0.0	0	0
9. Parent, Subsidiaries and Affiliates, Schedules D & DA (Group 9)											
9.1 Class 1	.0	.0	.0	.0	.0	.0	0.0	.0	0.0	.0	.0
9.2 Class 2	.0	.0	.0	.0	.0	.0	0.0	.0	0.0	.0	.0
9.3 Class 3	.0	.0	.0	.0	.0	.0	0.0	.0	0.0	.0	.0
9.4 Class 4	.0	.0	.0	.0	.0	.0	0.0	.0	0.0	.0	.0
9.5 Class 5	.0	.0	.0	.0	.0	.0	0.0	.0	0.0	.0	.0
9.6 Class 6	0	0	0	0	0	0	0.0	0	0.0	0	0
9.7 Totals	0	0	0	0	0	0	0.0	0	0.0	0	0

AMENDED-2- ANNUAL STATEMENT FOR THE YEAR 2006 OF THE CITIZENS PROPERTY INSURANCE CORPORATION

SCHEDULE D - PART 1A - SECTION 1 (continued)

Quality and Maturity Distribution of All Bonds Owned December 31, at Book/Adjusted Carrying Values by Major Types of Issues and NAIC Designations

Quality Rating per the NAIC Designation	1 1 Year or Less	2 Over 1 Year Through 5 Years	3 Over 5 Years Through 10 Years	4 Over 10 Years Through 20 Years	5 Over 20 Years	6 Total Current Year	7 Col. 6 as a % of Line 10.7	8 Total from Col. 6 Prior Year	9 % From Col. 7 Prior Year	10 Total Publicly Traded	11 Total Privately Placed (a)
10. Total Bonds Current Year											
10.1 Class 1	2,021,953,560	2,099,161,634	462,516,282	105,731,326	78,403,258	4,767,766,059	100.0	XXX	XXX	4,581,953,435	185,812,625
10.2 Class 2	627,498	.0	.0	.0	.0	627,498	0.0	XXX	XXX	627,498	.0
10.3 Class 3	.0	.0	.0	.0	.0	.0	0.0	XXX	XXX	.0	.0
10.4 Class 4	.0	.0	.0	.0	.0	.0	0.0	XXX	XXX	.0	.0
10.5 Class 5	.0	.0	.0	.0	.0	.0	0.0	XXX	XXX	.0	.0
10.6 Class 6	.0	.0	.0	.0	.0	.0	0.0	XXX	XXX	.0	.0
10.7 Totals	2,022,581,058	2,099,161,634	462,516,282	105,731,326	78,403,258	4,768,393,558	100.0	XXX	XXX	4,582,580,933	185,812,625
10.8 Line 10.7 as a % of Col. 6	42.0	44.0	10.0	2.0	2.0	100.0	XXX	XXX	XXX	96.0	4.0
11. Total Bonds Prior Year											
11.1 Class 1	681,693,135	1,679,273,450	116,825,154	47,850,504	10,851,770	XXX	XXX	2,536,494,012	100.0	2,274,115,279	262,378,733
11.2 Class 2	.0	639,360	.0	.0	.0	XXX	XXX	639,360	0.0	639,360	.0
11.3 Class 3	.0	.0	.0	.0	.0	XXX	XXX	.0	0.0	.0	.0
11.4 Class 4	.0	.0	.0	.0	.0	XXX	XXX	.0	0.0	.0	.0
11.5 Class 5	.0	.0	.0	.0	.0	XXX	XXX	.0	0.0	.0	.0
11.6 Class 6	.0	.0	.0	.0	.0	XXX	XXX	.0	0.0	.0	.0
11.7 Totals	681,693,135	1,679,912,810	116,825,154	47,850,504	10,851,770	XXX	XXX	2,537,133,373	100.0	2,274,754,639	262,378,733
11.8 Line 11.7 as a % of Col. 8	27.0	66.0	5.0	2.0	0.0	XXX	XXX	100.0	XXX	90.0	10.0
12. Total Publicly Traded Bonds											
12.1 Class 1	1,880,602,107	2,068,741,805	455,728,670	100,357,809	76,523,043	4,581,953,434	96.1	2,274,115,279	89.6	4,581,953,434	XXX
12.2 Class 2	627,498	.0	.0	.0	.0	627,498	0.0	639,360	0.0	627,498	XXX
12.3 Class 3	.0	.0	.0	.0	.0	.0	0.0	.0	0.0	.0	XXX
12.4 Class 4	.0	.0	.0	.0	.0	.0	0.0	.0	0.0	.0	XXX
12.5 Class 5	.0	.0	.0	.0	.0	.0	0.0	.0	0.0	.0	XXX
12.6 Class 6	.0	.0	.0	.0	.0	.0	0.0	.0	0.0	.0	XXX
12.7 Totals	1,881,229,605	2,068,741,805	455,728,670	100,357,809	76,523,043	4,582,580,933	96.1	2,274,754,639	89.7	4,582,580,932	XXX
12.8 Line 12.7 as a % of Col. 6	41.0	45.0	10.0	2.0	2.0	100.0	XXX	XXX	XXX	100.0	XXX
12.9 Line 12.7 as a % of Line 10.7, Col. 6, Section 10	39.0	43.0	10.0	2.0	2.0	96.0	XXX	XXX	XXX	96.1	XXX
13. Total Privately Placed Bonds											
13.1 Class 1	141,351,453	30,419,829	6,787,611	5,373,517	1,880,215	185,812,625	3.9	262,378,733	10.3	XXX	185,812,625
13.2 Class 2	.0	.0	.0	.0	.0	.0	0.0	.0	0.0	XXX	.0
13.3 Class 3	.0	.0	.0	.0	.0	.0	0.0	.0	0.0	XXX	.0
13.4 Class 4	.0	.0	.0	.0	.0	.0	0.0	.0	0.0	XXX	.0
13.5 Class 5	.0	.0	.0	.0	.0	.0	0.0	.0	0.0	XXX	.0
13.6 Class 6	.0	.0	.0	.0	.0	.0	0.0	.0	0.0	XXX	.0
13.7 Totals	141,351,453	30,419,829	6,787,611	5,373,517	1,880,215	185,812,625	3.9	262,378,733	10.3	XXX	185,812,625
13.8 Line 13.7 as a % of Col. 6	76.1	16.0	4.0	3.0	1.0	100.0	XXX	XXX	XXX	XXX	100.0
13.9 Line 13.7 as a % of Line 10.7, Col. 6, Section 10	3.0	1.0	0.0	0.0	0.0	4.0	XXX	XXX	XXX	XXX	3.9

(a) Includes \$ 175,984,817 freely tradable under SEC Rule 144 or qualified for resale under SEC Rule 144A.
 (b) Includes \$ 0 current year, \$ 0 prior year of bonds with Z designations and \$ 0 prior year of bonds with Z* designations. The letter "Z" means the NAIC designation was not assigned by the Securities Valuation Office (SVO) at the date of the statement. "Z*" means the SVO could not evaluate the obligation because valuation procedures for the security class is under regulatory review.
 (c) Includes \$ 0 current year, \$ 0 prior year of bonds with 5* designations and \$ 0 current year, \$ 0 prior year of bonds with 6* designations. "5*" means the NAIC designation was assigned by the SVO in reliance on the insurer's certification that the issuer is current in all principal and interest payments. "6*" means the NAIC designation was assigned by the SVO due to inadequate certification of principal and interest payments.

AMENDED-2- ANNUAL STATEMENT FOR THE YEAR 2006 OF THE CITIZENS PROPERTY INSURANCE CORPORATION

SCHEDULE D - PART 1A - SECTION 2

Maturity Distribution of All Bonds Owned December 31, at Book/Adjusted Carrying Values by Major Type and Subtype of Issues

Distribution by Type	1 1 Year or Less	2 Over 1 Year Through 5 Years	3 Over 5 Years Through 10 Years	4 Over 10 Years Through 20 Years	5 Over 20 Years	6 Total Current Year	7 Col. 6 as a % of Line 10.7	8 Total from Col 6 Prior Year	9 % From Col. 7 Prior Year	10 Total Publicly Traded	11 Total Privately Placed
1. U.S. Governments, Schedules D & DA (Group 1)											
1.1 Issuer Obligations	951,844,878	698,027,454	432,050	0	0	1,650,304,382	34.6	886,644,107	35.0	1,650,044,390	259,991
1.2 Single Class Mortgage-Backed/Asset-Backed Securities	3,563,146	8,367,677	4,003,745	1,897,569	171,346	18,003,482	0.4	2,352,233	0.1	18,003,482	0
1.7 Totals	955,408,024	706,395,131	4,435,794	1,897,569	171,346	1,668,307,864	35.0	888,996,339	35.0	1,668,047,873	259,991
2. All Other Governments, Schedules D & DA (Group 2)											
2.1 Issuer Obligations	0	0	0	0	0	0	0.0	0	0.0	0	0
2.2 Single Class Mortgage-Backed/Asset-Backed Securities	0	0	0	0	0	0	0.0	0	0.0	0	0
MULTI-CLASS RESIDENTIAL MORTGAGE-BACKED SECURITIES	0	0	0	0	0	0	0.0	0	0.0	0	0
2.3 Defined	0	0	0	0	0	0	0.0	0	0.0	0	0
2.4 Other	0	0	0	0	0	0	0.0	0	0.0	0	0
MULTI-CLASS COMMERCIAL MORTGAGE-BACKED/ASSET- BACKED SECURITIES	0	0	0	0	0	0	0.0	0	0.0	0	0
2.5 Defined	0	0	0	0	0	0	0.0	0	0.0	0	0
2.6 Other	0	0	0	0	0	0	0.0	0	0.0	0	0
2.7 Totals	0	0	0	0	0	0	0.0	0	0.0	0	0
3. States, Territories, and Possessions Guaranteed, Schedules D & DA (Group 3)											
3.1 Issuer Obligations	0	0	0	0	0	0	0.0	0	0.0	0	0
3.2 Single Class Mortgage-Backed/Asset-Backed Securities	0	0	0	0	0	0	0.0	0	0.0	0	0
MULTI-CLASS RESIDENTIAL MORTGAGE-BACKED SECURITIES	0	0	0	0	0	0	0.0	0	0.0	0	0
3.3 Defined	0	0	0	0	0	0	0.0	0	0.0	0	0
3.4 Other	0	0	0	0	0	0	0.0	0	0.0	0	0
MULTI-CLASS COMMERCIAL MORTGAGE-BACKED/ASSET- BACKED SECURITIES	0	0	0	0	0	0	0.0	0	0.0	0	0
3.5 Defined	0	0	0	0	0	0	0.0	0	0.0	0	0
3.6 Other	0	0	0	0	0	0	0.0	0	0.0	0	0
3.7 Totals	0	0	0	0	0	0	0.0	0	0.0	0	0
4. Political Subdivisions of States, Territories and Possessions, Guaranteed, Schedules D & DA (Group 4)											
4.1 Issuer Obligations	0	0	0	0	0	0	0.0	0	0.0	0	0
4.2 Single Class Mortgage-Backed/Asset-Backed Securities	0	0	0	0	0	0	0.0	0	0.0	0	0
MULTI-CLASS RESIDENTIAL MORTGAGE-BACKED SECURITIES	0	0	0	0	0	0	0.0	0	0.0	0	0
4.3 Defined	0	0	0	0	0	0	0.0	0	0.0	0	0
4.4 Other	0	0	0	0	0	0	0.0	0	0.0	0	0
MULTI-CLASS COMMERCIAL MORTGAGE-BACKED/ASSET- BACKED SECURITIES	0	0	0	0	0	0	0.0	0	0.0	0	0
4.5 Defined	0	0	0	0	0	0	0.0	0	0.0	0	0
4.6 Other	0	0	0	0	0	0	0.0	0	0.0	0	0
4.7 Totals	0	0	0	0	0	0	0.0	0	0.0	0	0
5. Special Revenue & Special Assessment Obligations etc., Non-Guaranteed, Schedules D & DA (Group 5)											
5.1 Issuer Obligations	748,343	0	3,968,851	0	12,500,000	17,217,194	0.4	0	0.0	17,217,194	0
5.2 Single Class Mortgage-Backed/Asset-Backed Securities	29,449,958	66,760,904	27,800,188	8,130,083	1,163,309	133,304,441	2.8	287,274,265	11.3	133,304,441	0
MULTI-CLASS RESIDENTIAL MORTGAGE-BACKED SECURITIES	0	0	0	0	0	0	0.0	0	0.0	0	0
5.3 Defined	87,327,729	219,564,903	50,882,173	12,840,493	1,089,746	371,705,044	7.8	90,336,520	3.6	371,705,044	0
5.4 Other	0	0	0	0	0	0	0.0	0	0.0	0	0
MULTI-CLASS COMMERCIAL MORTGAGE-BACKED/ASSET- BACKED SECURITIES	0	0	0	0	0	0	0.0	0	0.0	0	0
5.5 Defined	1,322,010	7,024,128	0	0	0	8,346,138	0.2	9,567,556	0.4	8,346,138	0
5.6 Other	0	0	0	0	0	0	0.0	0	0.0	0	0
5.7 Totals	118,848,039	293,349,936	82,651,212	20,970,575	14,753,055	530,572,817	11.1	387,178,340	15.3	530,572,817	0

AMENDED-2- ANNUAL STATEMENT FOR THE YEAR 2006 OF THE CITIZENS PROPERTY INSURANCE CORPORATION

SCHEDULE D - PART 1A - SECTION 2 (continued)

Maturity Distribution of All Bonds Owned December 31, at Book/Adjusted Carrying Values by Major Type and Subtype of Issues

Distribution by Type	1 1 Year or Less	2 Over 1 Year Through 5 Years	3 Over 5 Years Through 10 Years	4 Over 10 Years Through 20 Years	5 Over 20 Years	6 Total Current Year	7 Col. 6 as a % of Line 10.7	8 Total from Col. 6 Prior Year	9 % From Col. 7 Prior Year	10 Total Publicly Traded	11 Total Privately Placed
6. Public Utilities (Unaffiliated), Schedules D & DA (Group 6)											
6.1 Issuer Obligations	0	1,073,243	0	0	0	1,073,243	0.0	0	0.0	1,073,243	0
6.2 Single Class Mortgage-Backed/Asset-Based Securities	0	0	0	0	0	0	0.0	0	0.0	0	0
MULTI-CLASS RESIDENTIAL MORTGAGE- BACKED SECURITIES											
6.3 Defined	0	0	0	0	0	0	0.0	0	0.0	0	0
6.4 Other	0	0	0	0	0	0	0.0	0	0.0	0	0
MULTI-CLASS COMMERCIAL MORTGAGE- BACKED/ASSET-BACKED SECURITIES											
6.5 Defined	0	0	0	0	0	0	0.0	0	0.0	0	0
6.6 Other	0	0	0	0	0	0	0.0	0	0.0	0	0
6.7 Totals	0	1,073,243	0	0	0	1,073,243	0.0	0	0.0	1,073,243	0
7. Industrial & Miscellaneous (Unaffiliated), Schedules D & DA (Group 7)											
7.1 Issuer Obligations	688,696,338	710,686,145	296,799,897	30,034,103	49,659,758	1,775,876,241	37.2	759,891,805	29.9	1,634,799,566	141,076,675
7.2 Single Class Mortgage-Backed/Asset-Based Securities	0	0	0	0	0	0	0.0	0	0.0	0	0
MULTI-CLASS RESIDENTIAL MORTGAGE- BACKED SECURITIES											
7.3 Defined	75,880,839	147,440,920	46,908,980	35,182,773	8,545,897	313,959,409	6.6	167,358,295	6.6	310,454,686	3,504,723
7.4 Other	0	0	0	0	0	0	0.0	0	0.0	0	0
MULTI-CLASS COMMERCIAL MORTGAGE- BACKED/ASSET-BACKED SECURITIES											
7.5 Defined	50,835,488	88,354,244	17,639,431	8,617,529	3,430,493	168,877,184	3.5	333,708,593	13.2	132,905,948	35,971,236
7.6 Other	132,912,331	151,862,016	14,080,967	9,028,777	1,842,709	309,726,800	6.5	0	0.0	304,726,800	5,000,000
7.7 Totals	948,324,995	1,098,343,324	375,429,275	82,863,182	63,478,857	2,568,439,634	53.9	1,260,958,693	49.7	2,382,887,000	185,552,634
8. Credit Tenant Loans, Schedules D & DA (Group 8)											
8.1 Issuer Obligations	0	0	0	0	0	0	0.0	0	0.0	0	0
8.7 Totals	0	0	0	0	0	0	0.0	0	0.0	0	0
9. Parents, Subsidiaries and Affiliates, Schedules D & DA (Group 9)											
9.1 Issuer Obligations	0	0	0	0	0	0	0.0	0	0.0	0	0
9.2 Single Class Mortgage-Backed/Asset-Based Securities	0	0	0	0	0	0	0.0	0	0.0	0	0
MULTI-CLASS RESIDENTIAL MORTGAGE- BACKED SECURITIES											
9.3 Defined	0	0	0	0	0	0	0.0	0	0.0	0	0
9.4 Other	0	0	0	0	0	0	0.0	0	0.0	0	0
MULTI-CLASS COMMERCIAL MORTGAGE- BACKED/ASSET-BACKED SECURITIES											
9.5 Defined	0	0	0	0	0	0	0.0	0	0.0	0	0
9.6 Other	0	0	0	0	0	0	0.0	0	0.0	0	0
9.7 Totals	0	0	0	0	0	0	0.0	0	0.0	0	0

AMENDED-2- ANNUAL STATEMENT FOR THE YEAR 2006 OF THE CITIZENS PROPERTY INSURANCE CORPORATION

SCHEDULE D - PART 1A - SECTION 2 (continued)

Maturity Distribution of All Bonds Owned December 31, at Book/Adjusted Carrying Values by Major Type and Subtype of Issues

Distribution by Type	1 1 Year or Less	2 Over 1 Year Through 5 Years	3 Over 5 Years Through 10 Years	4 Over 10 Years Through 20 Years	5 Over 20 Years	6 Total Current Year	7 Col. 6 as a % of Line 10.7	8 Total From Col. 6 Prior Year	9 % From Col. 7 Prior Year	10 Total Publicly Traded	11 Total Privately Placed
10. Total Bonds Current Year											
10.1 Issuer Obligations	1,641,289,559	1,409,786,842	301,200,797	30,034,103	62,159,758	3,444,471,059	72.2	XXX	XXX	3,303,134,394	141,336,666
10.2 Single Class Mortgage-Backed/Asset-Backed Securities MULTI-CLASS RESIDENTIAL MORTGAGE-BACKED SECURITIES	33,013,103	75,128,581	31,803,933	10,027,651	1,334,655	151,307,924	3.2	XXX	XXX	151,307,924	0
10.3 Defined	163,208,568	367,005,823	97,791,153	48,023,266	9,635,643	685,664,453	14.4	XXX	XXX	682,159,729	3,504,723
10.4 Other	0	0	0	0	0	0	0.0	XXX	XXX	0	0
MULTI-CLASS COMMERCIAL MORTGAGE-BACKED/ASSET-BACKED SECURITIES											
10.5 Defined	52,157,497	95,378,372	17,639,431	8,617,529	3,430,493	177,223,322	3.7	XXX	XXX	141,252,086	35,971,236
10.6 Other	132,912,331	151,862,016	14,080,967	9,028,777	1,842,709	309,726,800	6.5	XXX	XXX	304,726,800	5,000,000
10.7 Totals	2,022,581,058	2,099,161,634	462,516,282	105,731,326	78,403,258	4,768,393,558	100.0	XXX	XXX	4,582,580,933	185,812,625
10.8 Line 10.7 as a % of Col. 6	42.0	44.0	10.0	2.0	2.0	100.0	XXX	XXX	XXX	96.0	4.0
11. Total Bonds Prior Year											
11.1 Issuer Obligations	486,761,119	1,145,349,749	14,425,043	0	0	XXX	XXX	1,646,535,912	64.9	1,388,618,388	257,917,524
11.2 Single Class Mortgage-Backed/Asset-Backed Securities MULTI-CLASS RESIDENTIAL MORTGAGE-BACKED SECURITIES	66,724,025	138,247,293	60,051,754	22,477,588	2,125,837	XXX	XXX	289,626,497	11.4	289,626,497	0
11.3 Defined	69,159,800	124,518,306	35,417,730	20,924,415	7,674,564	XXX	XXX	257,694,815	10.2	253,458,253	4,236,561
11.4 Other	0	0	0	0	0	XXX	XXX	0	0.0	0	0
MULTI-CLASS COMMERCIAL MORTGAGE-BACKED/ASSET-BACKED SECURITIES											
11.5 Defined	59,048,191	271,797,462	6,930,626	4,448,501	1,051,369	XXX	XXX	343,276,149	13.5	343,051,501	224,648
11.6 Other	0	0	0	0	0	XXX	XXX	0	0.0	0	0
11.7 Totals	681,693,135	1,679,912,810	116,825,154	47,850,504	10,851,770	XXX	XXX	2,537,133,373	100.0	2,274,754,639	262,378,733
11.8 Line 11.7 as a % of Col. 8	27.0	66.0	5.0	2.0	0.0	XXX	XXX	100.0	XXX	90.0	10.0
12. Total Publicly Traded Bonds											
12.1 Issuer Obligations	1,512,756,343	1,396,983,393	301,200,797	30,034,103	62,159,758	3,303,134,394	69.3	1,388,618,388	54.7	3,303,134,394	XXX
12.2 Single Class Mortgage-Backed/Asset-Backed Securities MULTI-CLASS RESIDENTIAL MORTGAGE-BACKED SECURITIES	33,013,103	75,128,581	31,803,933	10,027,651	1,334,655	151,307,924	3.2	289,626,497	11.4	151,307,924	XXX
12.3 Defined	162,596,036	365,762,470	97,350,749	47,472,053	8,978,422	682,159,729	14.3	253,458,253	10.0	682,159,729	XXX
12.4 Other	0	0	0	0	0	0	0.0	0	0.0	0	XXX
MULTI-CLASS COMMERCIAL MORTGAGE-BACKED/ASSET-BACKED SECURITIES											
12.5 Defined	40,189,088	80,504,853	12,763,162	5,587,484	2,207,499	141,252,086	3.0	343,051,501	13.5	141,252,086	XXX
12.6 Other	132,675,035	150,362,509	12,610,029	7,236,518	1,842,709	304,726,800	6.4	0	0.0	304,726,800	XXX
12.7 Totals	1,881,229,605	2,068,741,805	455,728,670	100,357,809	76,523,043	4,582,580,933	96.1	2,274,754,639	89.7	4,582,580,933	XXX
12.8 Line 12.7 as a % of Col. 6	41.0	45.0	10.0	2.0	2.0	100.0	XXX	XXX	XXX	100.0	XXX
12.9 Line 12.7 as a % of Line 10.7, Col. 6, Section 10	39.0	43.0	10.0	2.0	2.0	96.0	XXX	XXX	XXX	96.0	XXX
13. Total Privately Placed Bonds											
13.1 Issuer Obligations	128,533,217	12,803,449	0	0	0	141,336,666	3.0	257,917,524	10.2	XXX	141,336,666
13.2 Single Class Mortgage-Backed/Asset-Backed Securities MULTI-CLASS RESIDENTIAL MORTGAGE-BACKED SECURITIES	0	0	0	0	0	0	0.0	0	0.0	XXX	0
13.3 Defined	612,532	1,243,353	440,404	551,213	657,222	3,504,723	0.1	4,236,561	0.2	XXX	3,504,723
13.4 Other	0	0	0	0	0	0	0.0	0	0.0	XXX	0
MULTI-CLASS COMMERCIAL MORTGAGE-BACKED/ASSET-BACKED SECURITIES											
13.5 Defined	11,968,409	14,873,519	4,876,270	3,030,045	1,222,993	35,971,236	0.8	224,648	0.0	XXX	35,971,236
13.6 Other	237,295	1,499,507	1,470,938	1,792,259	0	5,000,000	0.1	0	0.0	XXX	5,000,000
13.7 Totals	141,351,453	30,419,829	6,787,611	5,373,517	1,880,215	185,812,625	3.9	262,378,733	10.3	XXX	185,812,625
13.8 Line 13.7 as a % of Col. 6	76.0	16.0	4.0	3.0	1.0	100.0	XXX	XXX	XXX	XXX	100.0
13.9 Line 13.7 as a % of Line 10.7, Col. 6, Section 10	3.0	1.0	0.0	0.0	0.0	4.0	XXX	XXX	XXX	XXX	4.0

AMENDED-2- ANNUAL STATEMENT FOR THE YEAR 2006 OF THE CITIZENS PROPERTY INSURANCE CORPORATION

SCHEDULE DA - PART 2 - VERIFICATION BETWEEN YEARS

Short-Term Investments					
	1	2	3	4	5
	Total	Bonds	Mortgage Loans	Other Short-term Investment Assets(a)	Investments in Parent, Subsidiaries and Affiliates
1. Book/adjusted carrying value, prior year	1,022,096,901	343,770,417	0	678,326,484	0
2. Cost of short-term investments acquired	37,341,116,145	33,455,445,787	0	3,885,670,358	0
3. Increase (decrease) by adjustment	11,359,600	11,359,600	0	0	0
4. Increase (decrease) by foreign exchange adjustment	0	0	0	0	0
5. Total profit (loss) on disposal of short-term investments	(948,340)	(948,340)	0	0	0
6. Consideration received on disposal of short-term investments	35,022,571,637	33,045,276,232	0	1,977,295,405	0
7. Book/adjusted carrying value, current year	3,351,052,669	764,351,232	0	2,586,701,437	0
8. Total valuation allowance	0	0	0	0	0
9. Subtotal (Lines 7 plus 8)	3,351,052,669	764,351,232	0	2,586,701,437	0
10. Total nonadmitted amounts	0	0	0	0	0
11. Statement value (Lines 9 minus 10)	3,351,052,669	764,351,232	0	2,586,701,437	0
12. Income collected during year	87,734,428	22,959,801	0	64,774,627	0
13. Income earned during year	95,674,047	24,902,708	0	70,771,340	0

(a) Indicate the category of such assets, for example, joint ventures, transportation equipment: 0

SCHEDULE DB - PART A - VERIFICATION BETWEEN YEARS

Options, Caps, Floors and Insurance Futures Options Owned

1. Book value, December 31, prior year (Line 8, prior year)	0
2. Cost/Option Premium (Section 2, Column 7)	0
3. Increase/(Decrease) by Adjustment (Section 1, Column 12) (Section 1, Column 13)	0
NONE	
4. Gain/(Loss) on Termination:	
4.1 Recognized (Section 3, Column 14)	0
4.2 Used to Adjust Basis of Hedged Item (Section 3, Column 15)	0
5. Consideration Received on Terminations (Section 3, Column 12)	0
6. Used to Adjust Basis on Open Contracts (Section 1, Column 13)	0
7. Disposition of Deferred Amount on Contracts Terminated in Prior Year:	
7.1 Recognized	
7.2 Used to Adjust Basis of Hedged Item	0
8. Book value, December 31, current year (Lines 1 + 2 + 3 + 4 - 5 - 6 - 7)	0

SCHEDULE DB - PART B - VERIFICATION BETWEEN YEARS

Options, Caps, Floors and Insurance Futures Options Written

1. Book value, December 31, prior year (Line 8, prior year)	0
2. Consideration received (Section 2, Column 7)	0
3. Increase/(Decrease) by Adjustment (Section 1, Column 12) (Section 1, Column 13)	0
NONE	
4. Gain/(Loss) on Termination:	
4.1 Recognized (Section 3, Column 14)	0
4.2 Used to Adjust Basis (Section 3, Column 15)	0
5. Consideration Paid on Terminations (Section 3, Column 12)	0
6. Used to Adjust Basis on Open Contracts (Section 1, Column 13)	0
7. Disposition of Deferred Amount on Contracts Terminated in Prior Year:	
7.1 Recognized	
7.2 Used to Adjust Basis	0
8. Book value, December 31, current year	0

SCHEDULE DB - PART C - VERIFICATION BETWEEN YEARS

Swaps and Forwards

1. Book value, December 31, prior year (Section 4, Line 8, prior year)	(2,970,661)
2. Cost or (Consideration Received) (Section 2, Column 7)	0
3. Increase/(Decrease) by Adjustment (Section 1, Column 12) plus (Section 3, Column 13)	0
4. Gain/(Loss) on Termination:	
4.1 Recognized (Section 3, Column 14)	0
4.2 Used to Adjust Basis of Hedged Item (Section 3, Column 15)	0
5. Consideration Received (or Paid) on Terminations (Section 3, Column 12)	0
6. Used to Adjust Basis of Hedged Item on Open Contracts (Section 1, Column 13)	0
7. Disposition of Deferred Amount on Contracts Terminated in Prior Year:	
7.1 Recognized	(1,990,100)
7.2 Used to Adjust Basis of Hedged Item	(1,990,100)
8. Book value, December 31, current year (Lines 1 + 2 + 3 + 4 - 5 - 6 - 7)	(980,561)

SCHEDULE DB - PART D - VERIFICATION BETWEEN YEARS

Futures Contracts and Insurance Futures Contracts

1. Book value, December 31, prior year (Section 4, Line 8, prior year)	0
2. Change in total Variation Margin on Open Contracts (Difference between Section 3, Column 10 - Section 3, Column 11)	0
3.1 Change in Variation Margin on Open Contracts Used to Adjust Basis of Hedged Item (Section 3, Column 11)	0
3.2 Change in Variation Margin on Open Contracts Recognized (Difference between years (Section 1, Column 10))	0
4.1 Variation Margin on Contracts Terminated During the Year (Section 3, Column 6)	0
4.2 Less:	
4.21 Gain/(Loss) Recognized in Current Year (Section 3, Column 11)	0
4.22 Gain/(Loss) Used to Adjust Basis of Hedge (Section 3, Column 12)	0
4.3 Subtotal (Line 4.1 minus Line 4.2)	0
5.1 Net additions to Cash Deposits (Section 2, Column 7)	0
5.2 Less: Net Reductions to Cash Deposits (Section 3, Column 9)	0
6. Subtotal (Lines 1 - 2 + 3.1 + 3.2 - 4.3 + 5.2)	0
7. Disposition of Gain/(Loss) on Contracts Terminated in Prior Year:	
7.1 Recognized	0
7.2 Used to Adjust Basis of Hedged Item	0
8. Book value, December 31, Current Year (Lines 6 + 7.1 + 7.2)	0

SCHEDULE DB - PART E - VERIFICATION BETWEEN YEARS

Statement Value and Fair Value of Open Contracts

	Statement Value
1. Part A, Section 1, Column 10	0
2. Part B, Section 1, Column 10	0
3. Part C, Section 1, Column 10	0
4. Part D, Section 1, Column 9 - 12	0
5. Lines (1) - (2) + (3) + (4)	0
6. Part E, Section 1, Column 4	0
7. Part E, Section 1, Column 5	0
8. Lines (5) - (6) - (7)	0
	Fair Value
9. Part A, Section 1, Column 11	0
10. Part B, Section 1, Column 11	0
11. Part C, Section 1, Column 11	0
12. Part D, Section 1, Column 9	0
13. Lines (9) - (10) + (11) + (12)	0
14. Part E, Section 1, Column 7	0
15. Part E, Section 1, Column 8	0
16. Lines (13) - (14) - (15)	0

Schedule DB - Part F - Section 1

NONE

Schedule DB - Part F - Section 2

NONE

Schedule F - Part 1

NONE

AMENDED-2- ANNUAL STATEMENT FOR THE YEAR 2006 OF THE CITIZENS PROPERTY INSURANCE CORPORATION

SCHEDULE F - PART 3

Ceded Reinsurance as of December 31, Current Year (000 Omitted)

1 Federal ID Number	2 NAIC Company Code	3 Name of Reinsurer	4 Domiciliary Jurisdiction	5 Reinsurance Contracts Ceding 75% or More of Direct Premiums Written	6 Reinsurance Premiums Ceded	Reinsurance Recoverable On										Reinsurance Payable		18 Net Amount Recoverable From Reinsurers Cols. 15 - [16 + 17]	19 Funds Held By Company Under Reinsurance Treaties
						7 Paid Losses	8 Paid LAE	9 Known Case Loss Reserves	10 Known Case LAE Reserves	11 IBNR Loss Reserves	12 IBNR LAE Reserves	13 Unearned Premiums	14 Contingent Commissions	15 Cols. 7 thru 14 Totals	16 Ceded Balances Payable	17 Other Amounts Due to Reinsurers			
AA-3194139		Axis Spec.	BM		.67	.39	2	.21	0	.55	.6	.0		.124			.124		
AA-3194161		Catlin Ins Co.	BM		.67	.39	2	.21	0	.55	.6	.0		.124			.124		
AA-1464100		Converium LTD.	CH		.0	988	.64	331	.26	457	.79	.0		1,946			1,946		
AA-1464100		Converium LTD.	CH		.570	336	.19	177	.0	470	.53	.0	.0	1,055			1,055		
AA-1464111		Glacier Rd.	CH		.67	.39	2	.21	0	.55	.6	.0		.124			.124		
AA-3190060		Hannover Re.	BM		.67	.39	2	.21	0	.55	.6	.0	.0	.124			.124		
AA-1440060		Lansforsakringar Wasa	SE		.7	.4	0	.0	0	.6	.1	.0	.0	.12			.12	.13	
AA-3194129		Montpelier Re.	BM		469	276	.16	146	0	387	.44	.0		.869			.869		
AA-3190686		Partner Re.	BM		603	355	.20	187	0	498	.57	.0		1,118			1,118		
AA-3190686		Partner Reinsurance Company Limited.	BM		0	346	.23	116	9	160	.28	.0	.0	.681			.681		
AA-3194190		Quanta Re.	BM		.67	.39	2	.21	0	.55	.6	.0	.0	.124			.124		
AA-3190339		Renaissance Re.	BM		.0	.56	.4	.19	.1	.26	.4	.0		.111			.111		
AA-3190551		Rosemont Re.	BM		.0	296	.19	.99	8	137	.24	.0		.584			.584		
AA-3190551		Rosemont Re.	BM		.67	.39	2	.21	0	.55	.6	.0		.124			.124		
AA-3190757		XL Re, Inc.	BM		0	494	.32	166	13	229	.39	.0		.973			.973		
1799998 - Unauthorized - Other Non-U.S. Insurers (Under \$100,000)														0			0		
1799999 - Unauthorized - Other Non-U.S. Insurers					3,158	5,522	346	2,208	95	4,301	588			13,061			13,061	13	
1899999 - Total - Unauthorized					3,158	5,522	346	2,208	95	4,301	588			13,061			13,061	13	
1999999 - Total - Authorized and Unauthorized					449,731	122,800	6,244	61,674	710	87,695	7,325	11,338	0	297,786	7		297,779	13	
2099999 - Total - Protected Cells														0			0		
9999999 Totals					449,731	122,800	6,244	61,674	710	87,695	7,325	11,338		297,786	7		297,779	13	

NOTE: Report the five largest provisional commission rates included in the cedant's reinsurance treaties. The commission rate to be reported is by contract with ceded premium in excess of \$50,000:

	1 Name of Reinsurer	2 Commission Rate	3 Ceded Premium
1.		
2.		
3.		
4.		
5.		

Report the five largest reinsurance recoverables reported in Column 15, due from any one reinsurer (based on the total recoverables, Line 9999999, Column 15), the amount of ceded premium, and indicate whether the recoverables are due from an affiliated insurer.

	1 Name of Reinsurer	2 Total Recoverables	3 Ceded Premiums	4 Affiliated
1.			Yes [] No []
2.			Yes [] No []
3.			Yes [] No []
4.			Yes [] No []
5.			Yes [] No []

AMENDED-2- ANNUAL STATEMENT FOR THE YEAR 2006 OF THE CITIZENS PROPERTY INSURANCE CORPORATION

SCHEDULE F - PART 4

Aging of Ceded Reinsurance as of December 31, Current Year (000 Omitted)

1 Federal ID Number	2 NAIC Company Code	3 Name of Reinsurer	4 Domiciliary Jurisdiction	Reinsurance Recoverable on Paid Losses and Paid Loss Adjustment Expenses							12 Percentage Overdue Col. 10/Col. 11	13 Percentage more Than 120 Days Overdue Col. 9 / Col. 11	
				5 Current	Overdue					11 Total Due Cols. 5 + 10			
					6 1 to 29 Days	7 30 - 90 Days	8 91 - 120 Days	9 Over 120 Days	10 Total Overdue Cols. 6 + 7 + 8 + 9				
		Florida Hurricane Catastrophe Fund	US	119,704						0	119,704	0.0	0.0
		0199999 - Authorized - Affiliates - U.S. Intercompany Pooling		119,704							119,704	0.0	0.0
		0299999 - Authorized - Affiliates - U.S. Non-Pool										0.0	0.0
		0399999 - Authorized - Affiliates - Other (Non-U.S.)										0.0	0.0
		0499999 - Total - Authorized - Affiliates		119,704						0	119,704	0.0	0.0
		13-4924125.....10227.. American Re-Insurance Company.....	DE	42						0	42	0.0	0.0
		22-2005057.....26921.. Everest Re.....	DE	211						0	211	0.0	0.0
		36-3347420.....23876.. Mapfre Re.....	NJ	10						0	10	0.0	0.0
		47-0698507.....23680.. Odyssey America Reinsurance Corp.....	CT	42						0	42	0.0	0.0
		52-1952955.....10357.. Platinum UNDRW Re.....	MD	282						0	282	0.0	0.0
		13-1675535.....25634.. Swiss Re.....	NY	1,053						0	1,053	0.0	0.0
		13-1675535.....25634.. Swiss Re.....	NY	384						0	384	0.0	0.0
		0599999 - Authorized - Other U.S. Unaffiliated Insurers		2,023							2,023	0.0	0.0
		0699999 - Authorized - Pools - Mandatory Pools										0.0	0.0
		0799999 - Authorized - Pools - Voluntary Pools										0.0	0.0
		AA-1127414..... Asscot Ins Service.....	GB	198						0	198	0.0	0.0
		AA-1126040..... AMLIN Underwriting LTD.....	GB	386						0	386	0.0	0.0
		AA-1128121..... Argenta.....	GB	31						0	31	0.0	0.0
		AA-1127414..... Ascot Underwriting Ltd.....	GB	157						0	157	0.0	0.0
		AA-1126609..... Atrium UNDRW.....	GB	8						0	8	0.0	0.0
		AA-1128003..... Catlin UNDRWR.....	GB	125						0	125	0.0	0.0
		AA-1127400..... Danish Re.....	GB	31						0	31	0.0	0.0
		AA-1126033..... Hiscox Syndicates LTD.....	GB	317						0	317	0.0	0.0
		AA-1128791..... Managing Agency Partners.....	GB	146						0	146	0.0	0.0
		AA-1126727..... SA Meacock & Co.....	GB	17						0	17	0.0	0.0
		AA-1127183..... Underwriters Re.....	GB	31						0	31	0.0	0.0
		0899999 - Authorized - Other Non-U.S. Insurers		1,449							1,449	0.0	0.0
		0999999 - Total - Authorized		123,175						0	123,175	0.0	0.0
		1099999 - Unauthorized - Affiliates - U.S. Intercompany Pooling										0.0	0.0
		1199999 - Unauthorized - Affiliates - U.S. Non-Pool										0.0	0.0
		1299999 - Unauthorized - Affiliates - Other (Non-U.S.)										0.0	0.0
		1399999 - Total - Unauthorized - Affiliates								0	0	0.0	0.0
		1499999 - Unauthorized - Other U.S. Unaffiliated Insurers										0.0	0.0
		1599999 - Unauthorized - Pools - Mandatory Pools										0.0	0.0
		1699999 - Unauthorized - Pools - Voluntary Pools										0.0	0.0
		AA-3190770..... Ace Tempest.....	BM	522						0	522	0.0	0.0
		AA-3190770..... ACE Tempest Reinsurance Company Limited.....	BM	1,579						0	1,579	0.0	0.0
		AA-3194126..... Arch Re.....	BM	84						0	84	0.0	0.0
		AA-1320035..... AXA Re.....	CH	84						0	84	0.0	0.0
		AA-3194139..... Axis Spec.....	BM	42						0	42	0.0	0.0
		AA-3194161..... Catlin Ins Co.....	BM	42						0	42	0.0	0.0
		AA-1464100..... Converium LTD.....	CH	1,053						0	1,053	0.0	0.0
		AA-1464100..... Converium LTD.....	CH	355						0	355	0.0	0.0
		AA-1464111..... Glacier Re.....	CH	42						0	42	0.0	0.0
		AA-3190060..... Hannover Re.....	BM	42						0	42	0.0	0.0
		AA-1440060..... Lansforsakringar Wasa.....	SE	4						0	4	0.0	0.0
		AA-3194129..... Montpelier Re.....	BM	292						0	292	0.0	0.0
		AA-3190686..... Partner Re.....	BM	376						0	376	0.0	0.0
		AA-3190686..... Partner Reinsurance Company Limited.....	BM	368						0	368	0.0	0.0
		AA-3194190..... Quanta Re.....	BM	42						0	42	0.0	0.0
		AA-3190339..... Renaissance Re.....	BM	60						0	60	0.0	0.0
		AA-3190551..... Rosemont Re.....	BM	316						0	316	0.0	0.0
		AA-3190551..... Rosemont Re.....	BM	42						0	42	0.0	0.0
		AA-3190757..... XL Re, LTD.....	BM	526						0	526	0.0	0.0
		1799999 - Unauthorized - Other Non-U.S. Insurers		5,868							5,868	0.0	0.0

AMENDED-2- ANNUAL STATEMENT FOR THE YEAR 2006 OF THE CITIZENS PROPERTY INSURANCE CORPORATION

SCHEDULE F - PART 4

Aging of Ceded Reinsurance as of December 31, Current Year (000 Omitted)

1 Federal ID Number	2 NAIC Company Code	3 Name of Reinsurer	4 Domiciliary Jurisdiction	Reinsurance Recoverable on Paid Losses and Paid Loss Adjustment Expenses							12 Percentage Overdue Col. 10/Col. 11	13 Percentage more Than 120 Days Overdue Col. 9 / Col. 11
				5 Current	Overdue					11 Total Due Cols. 5 + 10		
					6 1 to 29 Days	7 30 - 90 Days	8 91 - 120 Days	9 Over 120 Days	10 Total Overdue Cols. 6 + 7 + 8 + 9			
1899999 - Total - Unauthorized				5,868					0	5,868	0.0	0.0
1999999 - Total - Authorized and Unauthorized				129,044					0	129,044	0.0	0.0
2099999 - Total - Protected Cells									0	0	0.0	0.0
9999999 Totals				129,044					0	129,044	0.0	0.0

37.1

AMENDED-2- ANNUAL STATEMENT FOR THE YEAR 2006 OF THE CITIZENS PROPERTY INSURANCE CORPORATION

SCHEDULE F - PART 5

Provision for Unauthorized Reinsurance as of December 31, Current Year (000 Omitted)

1	2	3	4	5	6	7	8	9	10	11	12	13	14	15	16	17
Federal ID Number	NAIC Company Code	Name of Reinsurer	Domiciliary Jurisdiction	Reinsurance Recoverable all Items Schedule F Part 3, Col. 15	Funds Held By Company Under Reinsurance Treaties	Letters of Credit	Ceded Balances Payable	Miscellaneous Balances	Other Allowed Offset Items	Sum of Cols. 6 thru 10 but not in excess of Col. 5	Subtotal Col. 5 minus Col. 11	Recoverable Paid Losses & LAE Expenses Over 90 Days Past Due not in Dispute	20% of Amount in Col. 13	Smaller of Col. 11 or Col. 14	Smaller of Col. 11 or 20% of Amount in Dispute Included in Col. 5	Total Provision for Unauthorized Reinsurance Smaller of Col.5 or Cols. 12 +15 + 16
		Ace Tempest		1,552		1,645				1,552	0		0	0	0	0
		ACE Tempest Reinsurance Company Limited		2,918		364				364	2,554		0	0	0	2,554
		Arch Re		248		263				248	0		0	0	0	0
		AXA Re		248		458				248	0		0	0	0	0
		Axis Spec		124		132				124	0		0	0	0	0
		Catlin Ins Co		124		132				124	0		0	0	0	0
		Converium LTD		1,946		143				143	1,802		0	0	0	1,802
		Converium LTD		1,055		2,950				1,055	0		0	0	0	0
		Glacier Re		124		132				124	0		0	0	0	0
		Hannover Re		124		132				124	0		0	0	0	0
		Lansforsakringar Wasa		12	13	0				12	0		0	0	0	0
		Montpelier Re		869		921				869	0		0	0	0	0
		Partner Re		1,118		5,798				1,118	0		0	0	0	0
		Partner Reinsurance Company Limited		681		1,952				681	0		0	0	0	0
		Quanta Re		124		132				124	0		0	0	0	0
		Renaissance Re		111		793				111	0		0	0	0	0
		Rosemont Re		584		1,673				584	0		0	0	0	0
		Rosemont Re		124		351				124	0		0	0	0	0
		XL Re, Inc.		973		47				47	926		0	0	0	926
		0899999 - Other Non-U.S. Insurers		13,061	13	18,017				7,778	5,282					5,282
		0999999 - Total - Affiliates and Others		13,061	13	18,017				7,778	5,282					5,282
		1099999 - Total - Protected Cells								0	0		0	0	0	0
		9999999 Totals		13,061	13	18,017				7,778	5,282					5,282

1. Amounts in dispute totaling \$are included in Column 5.
 2. Amounts in dispute totaling \$are excluded from Column 13.

38

AMENDED-2- ANNUAL STATEMENT FOR THE YEAR 2006 OF THE CITIZENS PROPERTY INSURANCE CORPORATION

SCHEDULE F - PART 6

Provision for Overdue Authorized Reinsurance as of December 31, Current Year

1	2	3	4	5	6	7	8	9	10	11
Federal ID Number	NAIC Company Code	Name of Reinsurer	Reinsurance Recoverable on Paid Losses and LAE More Than 90 Days Overdue (a)	Total Reinsurance Recoverable on Paid Losses and Paid LAE (b)	Amounts Received Prior 90 Days	Col. 4 divided by (Cols. 5 + 6)	Amounts in Col. 4 for Companies Reporting less than 20% in Col. 7	Amounts in Dispute Excluded from Col. 4 for Companies Reporting less than 20% in Col. 7	20% of Amount in Col. 9	Amount Reported in Col. 8 x 20% + Col. 10
NONE										
9999999 Totals						xxx			0	

(a) From Schedule F - Part 4 Columns 8 + 9, total authorized, less \$ in dispute.
 (b) From Schedule F - Part 3 Columns 7 + 8, total authorized, less \$ in dispute.

AMENDED-2- ANNUAL STATEMENT FOR THE YEAR 2006 OF THE CITIZENS PROPERTY INSURANCE CORPORATION

SCHEDULE F - PART 8

Restatement of Balance Sheet to Identify Net Credit for Reinsurance

	1 As Reported (Net of Ceded)	2 Restatement Adjustments	3 Restated (Gross of Ceded)
<u>ASSETS</u> (Page 2, Col. 3)			
1. Cash and invested assets (Line 10)	7,258,246,822		7,258,246,822
2. Premiums and considerations (Line 13)	229,622,181		229,622,181
3. Reinsurance recoverable on loss and loss adjustment expense payments (Line 14.1)	129,043,570	(9,339,978)	119,703,592
4. Funds held by or deposited with reinsured companies (Line 14.2)	0		0
5. Other assets	1,195,231,327	(12,133,976)	1,183,097,351
6. Net amount recoverable from reinsurers	0	40,133,686	40,133,686
7. Protected cell assets (Line 25)	0		0
8. Totals (Line 26)	8,812,143,900	18,659,732	8,830,803,632
<u>LIABILITIES</u> (Page 3)			
9. Losses and loss adjustment expenses (Lines 1 through 3)	587,605,836	12,624,272	600,230,108
10. Taxes, expenses, and other obligations (Lines 4 through 8)	5,297,398,608		5,297,398,608
11. Unearned premiums (Line 9)	1,601,575,517	11,338,041	1,612,913,558
12. Advance Premiums (Line 10)	46,729,778		46,729,778
13. Dividends declared and unpaid (Line 11.1 and 11.2)	0		0
14. Ceded reinsurance premiums payable (net of ceded commissions) (Line 12)	7,082	(7,082)	0
15. Funds held by company under reinsurance treaties (Line 13)	13,160	(13,160)	0
16. Amounts withheld or retained by company for account of others (Line 14)	1,168,714		1,168,714
17. Provision for reinsurance (Line 16)	5,282,339	(5,282,339)	0
18. Other liabilities	149,907,234		149,907,234
19. Total liabilities excluding protected cell business (Line 24)	7,689,688,268	18,659,732	7,708,348,000
20. Protected cell liabilities (Line 25)	0		0
21. Surplus as regards policyholders (Line 35)	1,122,455,632	X X X	1,122,455,632
22. Totals (Line 36)	8,812,143,900	18,659,732	8,830,803,632

NOTE: Is the restatement of this exhibit the result of grossing up balances ceded to affiliates under 100 percent reinsurance or pooling arrangements? Yes [] No [X]

If yes, give full explanation:

Schedule H - Part 1

NONE

Schedule H - Part 2

NONE

Schedule H - Part 3

NONE

Schedule H - Part 4

NONE

Schedule H - Part 5

NONE

AMENDED-2- ANNUAL STATEMENT FOR THE YEAR 2006 OF THE CITIZENS PROPERTY INSURANCE CORPORATION

**SCHEDULE P - ANALYSIS OF LOSSES AND LOSS EXPENSES
SCHEDULE P - PART 1 - SUMMARY**

(\$000 Omitted)

Years in Which Premiums Were Earned and Losses Were Incurred	Premiums Earned			Loss and Loss Expense Payments							12 Number of Claims Reported - Direct and Assumed	
	1 Direct and Assumed	2 Ceded	3 Net (Cols. 1 - 2)	Loss Payments		Defense and Cost Containment Payments		Adjusting and Other Payments		10 Salvage and Subrogation Received		11 Total Net Paid (Cols. 4 - 5 + 6 - 7 + 8 - 9)
				4 Direct and Assumed	5 Ceded	6 Direct and Assumed	7 Ceded	8 Direct and Assumed	9 Ceded			
1. Prior	XXX	XXX	XXX	3	0	10	0	14	0	9	28	XXX
2. 1997	805,364	233,492	571,872	147,812	0	1,378	0	6,532	0	1,251	155,722	XXX
3. 1998	553,028	272,422	280,606	286,771	0	4,224	0	37,356	0	600	328,350	XXX
4. 1999	677,285	216,068	461,217	97,021	0	3,057	0	20,957	0	239	121,034	XXX
5. 2000	436,599	158,534	278,064	25,847	0	541	0	4,536	0	333	30,924	XXX
6. 2001	474,752	133,214	341,539	54,766	0	1,937	0	11,735	0	222	68,439	XXX
7. 2002	685,727	163,102	522,625	77,589	0	1,988	0	6,826	0	90	86,402	XXX
8. 2003	999,236	175,334	823,902	201,024	0	6,635	0	15,084	0	882	222,743	XXX
9. 2004	1,304,700	282,198	1,022,502	3,028,641	0	29,387	0	176,546	0	730	3,234,575	XXX
10. 2005	1,513,894	458,148	1,055,746	2,435,528	608,604	68,157	9,428	250,591	22,070	182	2,114,174	XXX
11. 2006	2,550,062	495,778	2,054,285	137,644	0	4,828	0	15,167	0	107	157,640	XXX
12. Totals	XXX	XXX	XXX	6,492,647	608,604	122,140	9,428	545,344	22,070	4,646	6,520,030	XXX

	Losses Unpaid				Defense and Cost Containment Unpaid				Adjusting and Other Unpaid		23 Salvage and Subrogation Anticipated	24 Total Net Losses and Expenses Unpaid	25 Number of Claims Outstanding - Direct and Assumed
	Case Basis		Bulk + IBNR		Case Basis		Bulk + IBNR		21 Direct and Assumed	22 Ceded			
	13	14	15	16	17	18	19	20					
	Direct and Assumed	Ceded	Direct and Assumed	Ceded	Direct and Assumed	Ceded	Direct and Assumed	Ceded					
1.	383	0	(77)	0	9	0	22	0	29	0	0	366	XXX
2.	256	0	2	0	2	0	1	0	12	0	0	272	XXX
3.	377	0	2	0	6	0	18	0	49	0	0	452	XXX
4.	274	0	2	0	3	0	40	0	82	0	0	401	XXX
5.	203	0	312	0	12	0	10	0	25	0	0	563	XXX
6.	507	0	92	0	9	0	116	0	106	0	0	831	XXX
7.	420	0	63	0	60	0	311	0	108	0	0	963	XXX
8.	2,246	0	650	0	384	0	1,091	0	843	0	0	5,213	XXX
9.	157,124	0	125,163	0	1,663	0	14,578	0	6,185	0	0	304,712	XXX
10.	101,521	61,674	116,430	87,695	2,466	551	16,511	7,027	12,179	457	0	91,703	XXX
11.	80,956	0	68,900	0	4,881	0	17,236	0	10,157	0	0	182,130	XXX
12. Totals	344,267	61,674	311,540	87,695	9,495	551	49,934	7,027	29,775	457	0	587,606	XXX

	Total Losses and Loss Expenses Incurred			Loss and Loss Expense Percentage (Incurred/Premiums Earned)			Nontabular Discount		34 Inter-Company Pooling Participation Percentage	Net Balance Sheet Reserves After Discount	
	26 Direct and Assumed	27 Ceded	28 Net	29 Direct and Assumed	30 Ceded	31 Net	32 Loss	33 Loss Expense		35 Losses Unpaid	36 Loss Expenses Unpaid
1.	XXX	XXX	XXX	XXX	XXX	XXX	0	0	XXX	306	60
2.	155,994	0	155,994	19.4	0.0	27.3	0	0		258	15
3.	328,802	0	328,802	59.5	0.0	117.2	0	0		379	72
4.	121,435	0	121,435	17.9	0.0	26.3	0	0		276	125
5.	31,487	0	31,487	7.2	0.0	11.3	0	0		515	48
6.	69,269	0	69,269	14.6	0.0	20.3	0	0		600	231
7.	87,365	0	87,365	12.7	0.0	16.7	0	0		483	479
8.	227,956	0	227,956	22.8	0.0	27.7	0	0		2,896	2,317
9.	3,539,287	0	3,539,287	271.3	0.0	346.1	0	0		282,286	22,426
10.	3,003,383	797,506	2,205,877	198.4	174.1	208.9	0	0		68,582	23,121
11.	339,769	0	339,769	13.3	0.0	16.5	0	0		149,856	32,274
12. Totals	XXX	XXX	XXX	XXX	XXX	XXX	0	0	XXX	506,438	81,168

Note: Parts 2 and 4 are gross of all discounting, including tabular discounting. Part 1 is gross of only nontabular discounting, which is reported in Columns 32 and 33 of Part 1. The tabular discount, if any, is reported in the Notes to Financial Statements which will reconcile Part 1 with Parts 2 and 4.

AMENDED-2- ANNUAL STATEMENT FOR THE YEAR 2006 OF THE CITIZENS PROPERTY INSURANCE CORPORATION

SCHEDULE P - PART 2 - SUMMARY

Years in Which Losses Were Incurred	INCURRED NET LOSSES AND DEFENSE AND COST CONTAINMENT EXPENSES REPORTED AT YEAR END (\$000 OMITTED)										DEVELOPMENT	
	1	2	3	4	5	6	7	8	9	10	11	12
	1997	1998	1999	2000	2001	2002	2003	2004	2005	2006	One Year	Two Year
1. Prior	55,807	40,240	33,501	36,899	35,566	35,287	34,591	34,574	34,716	34,716	0	141
2. 1997	166,866	151,870	150,596	152,758	151,638	150,887	149,573	149,507	149,509	149,450	(59)	(56)
3. 1998	XXX	296,886	287,993	294,629	294,198	294,964	291,558	291,074	291,405	291,397	(7)	323
4. 1999	XXX	XXX	94,864	99,491	100,981	101,657	100,161	99,854	100,573	100,396	(177)	542
5. 2000	XXX	XXX	XXX	29,874	27,930	27,727	27,163	27,053	27,038	26,925	(113)	(128)
6. 2001	XXX	XXX	XXX	XXX	54,703	58,235	57,052	57,018	57,462	57,429	(33)	411
7. 2002	XXX	XXX	XXX	XXX	XXX	85,083	80,772	80,667	80,979	80,431	(548)	(236)
8. 2003	XXX	XXX	XXX	XXX	XXX	XXX	223,727	208,924	212,378	212,029	(349)	3,105
9. 2004	XXX	XXX	XXX	XXX	XXX	XXX	XXX	2,528,986	3,098,646	3,356,557	257,910	827,570
10. 2005	XXX	XXX	XXX	XXX	XXX	XXX	XXX	XXX	1,857,704	1,965,634	107,930	XXX
11. 2006	XXX	XXX	XXX	XXX	XXX	XXX	XXX	XXX	XXX	314,445	XXX	XXX
12. Totals											364,554	831,673

SCHEDULE P - PART 3 - SUMMARY

Years in Which Losses Were Incurred	CUMULATIVE PAID NET LOSSES AND DEFENSE AND COST CONTAINMENT EXPENSES REPORTED AT YEAR END (\$000 OMITTED)										11	12
	1	2	3	4	5	6	7	8	9	10	Number of Claims Closed With Loss Payment	Number of Claims Closed Without Loss Payment
	1997	1998	1999	2000	2001	2002	2003	2004	2005	2006		
1. Prior	000	15,821	24,814	28,716	31,344	32,534	33,951	34,256	34,365	34,378	XXX	XXX
2. 1997	99,384	136,483	144,125	146,264	147,740	148,390	149,161	149,196	149,200	149,190	XXX	XXX
3. 1998	XXX	185,277	273,355	283,761	287,284	288,960	290,815	290,608	290,971	290,994	XXX	XXX
4. 1999	XXX	XXX	58,524	89,097	95,167	96,680	98,311	98,534	99,713	100,077	XXX	XXX
5. 2000	XXX	XXX	XXX	17,237	24,461	25,429	26,306	26,548	26,662	26,387	XXX	XXX
6. 2001	XXX	XXX	XXX	XXX	36,599	51,619	54,345	55,462	56,601	56,703	XXX	XXX
7. 2002	XXX	XXX	XXX	XXX	XXX	41,404	71,972	76,598	78,773	79,577	XXX	XXX
8. 2003	XXX	XXX	XXX	XXX	XXX	XXX	115,555	187,954	201,554	207,659	XXX	XXX
9. 2004	XXX	XXX	XXX	XXX	XXX	XXX	XXX	1,076,573	2,793,035	3,058,029	XXX	XXX
10. 2005	XXX	XXX	XXX	XXX	XXX	XXX	XXX	XXX	878,312	1,885,653	XXX	XXX
11. 2006	XXX	XXX	XXX	XXX	XXX	XXX	XXX	XXX	XXX	142,472	XXX	XXX

SCHEDULE P - PART 4 - SUMMARY

Years in Which Losses Were Incurred	BULK AND IBNR RESERVES ON NET LOSSES AND DEFENSE AND COST CONTAINMENT EXPENSES REPORTED AT YEAR END (\$000 OMITTED)									
	1	2	3	4	5	6	7	8	9	10
	1997	1998	1999	2000	2001	2002	2003	2004	2005	2006
1. Prior	32,651	10,044	2,243	1,921	842	606	50	(48)	(46)	(55)
2. 1997	36,430	8,324	1,390	1,209	569	436	22	24	21	2
3. 1998	XXX	28,926	5,236	2,205	1,275	1,614	684	94	117	20
4. 1999	XXX	XXX	7,211	3,375	1,163	1,284	437	129	119	42
5. 2000	XXX	XXX	XXX	3,980	1,234	711	289	129	59	323
6. 2001	XXX	XXX	XXX	XXX	5,406	3,597	1,418	440	240	209
7. 2002	XXX	XXX	XXX	XXX	XXX	21,461	4,886	1,552	887	374
8. 2003	XXX	XXX	XXX	XXX	XXX	XXX	56,214	10,229	3,453	1,740
9. 2004	XXX	XXX	XXX	XXX	XXX	XXX	XXX	349,722	123,580	139,741
10. 2005	XXX	XXX	XXX	XXX	XXX	XXX	XXX	XXX	710,617	38,220
11. 2006	XXX	XXX	XXX	XXX	XXX	XXX	XXX	XXX	XXX	86,135

SCHEDULE P - PART 1A - HOMEOWNERS/FARMOWNERS

(\$000 Omitted)

Years in Which Premiums Were Earned and Losses Were Incurred	Premiums Earned			Loss and Loss Expense Payments							12 Number of Claims Reported - Direct and Assumed	
	1 Direct and Assumed	2 Ceded	3 Net (Cols. 1 - 2)	Loss Payments		Defense and Cost Containment Payments		Adjusting and Other Payments		10 Salvage and Subrogation Received		11 Total Net Paid (Cols. 4 - 5 + 6 - 7 + 8 - 9)
				4 Direct and Assumed	5 Ceded	6 Direct and Assumed	7 Ceded	8 Direct and Assumed	9 Ceded			
1. Prior	XXX	XXX	XXX	4	0	6	0	10	0	8	20	XXX
2. 1997	483,304	148,083	335,221	107,218	0	855	0	4,201	0	1,091	112,274	41,689
3. 1998	220,503	134,525	85,978	87,528	0	2,326	0	10,626	0	504	100,480	32,025
4. 1999	338,929	106,535	232,394	40,138	0	996	0	5,336	0	212	46,471	18,686
5. 2000	92,478	39,292	53,186	16,006	0	308	0	2,011	0	316	18,325	6,593
6. 2001	83,380	15,277	68,104	28,886	0	953	0	3,148	0	107	32,988	7,471
7. 2002	173,232	40,285	132,947	62,980	0	1,577	0	4,965	0	57	69,521	11,147
8. 2003	344,425	52,057	292,368	159,161	0	5,242	0	11,873	0	841	176,276	17,588
9. 2004	499,721	123,547	376,174	529,925	0	10,495	0	52,180	0	654	592,600	57,744
10. 2005	515,156	203,067	312,089	572,655	290,698	6,873	893	75,707	14,035	170	349,608	66,709
11. 2006	900,979	130,137	770,841	95,639	0	3,544	0	10,278	0	75	109,460	14,527
12. Totals	XXX	XXX	XXX	1,700,139	290,698	33,175	893	180,336	14,035	4,036	1,608,023	XXX

	Losses Unpaid				Defense and Cost Containment Unpaid				Adjusting and Other Unpaid		23 Salvage and Subrogation Anticipated	24 Total Net Losses and Expenses Unpaid	25 Number of Claims Outstanding - Direct and Assumed
	Case Basis		Bulk + IBNR		Case Basis		Bulk + IBNR		21 Direct and Assumed	22 Ceded			
	13 Direct and Assumed	14 Ceded	15 Direct and Assumed	16 Ceded	17 Direct and Assumed	18 Ceded	19 Direct and Assumed	20 Ceded					
1.	380	0	8	0	9	0	21	0	18	0	0	437	6
2.	172	0	0	0	2	0	0	0	2	0	0	177	1
3.	146	0	1	0	3	0	2	0	5	0	0	157	7
4.	51	0	1	0	1	0	0	0	19	0	0	72	12
5.	175	0	310	0	4	0	5	0	11	0	0	505	5
6.	406	0	0	0	9	0	44	0	52	0	0	511	16
7.	391	0	0	0	50	0	245	0	73	0	0	760	50
8.	1,635	0	164	0	296	0	830	0	655	0	0	3,580	147
9.	14,048	0	9,488	0	1,232	0	3,178	0	2,229	0	0	30,175	552
10.	22,070	11,259	15,085	19,647	1,904	(80)	4,074	326	4,117	(2,246)	0	18,344	1,318
11.	58,557	0	40,804	0	3,736	0	12,187	0	7,363	0	0	122,647	2,889
12.	98,031	11,259	65,862	19,647	7,247	(80)	20,585	326	14,545	(2,246)	0	177,365	5,003

	Total Losses and Loss Expenses Incurred			Loss and Loss Expense Percentage (Incurred/Premiums Earned)			Nontabular Discount		34 Inter-Company Pooling Participation Percentage	Net Balance Sheet Reserves After Discount	
	26 Direct and Assumed	27 Ceded	28 Net	29 Direct and Assumed	30 Ceded	31 Net	32 Loss	33 Loss Expense		35 Losses Unpaid	36 Loss Expenses Unpaid
1.	XXX	XXX	XXX	XXX	XXX	XXX	0	0	XXX	388	49
2.	112,451	0	112,451	23.3	0.0	33.5	0	0	0.0	172	4
3.	100,637	0	100,637	45.6	0.0	117.0	0	0	0.0	147	10
4.	46,542	0	46,542	13.7	0.0	20.0	0	0	0.0	52	20
5.	18,830	0	18,830	20.4	0.0	35.4	0	0	0.0	485	20
6.	33,499	0	33,499	40.2	0.0	49.2	0	0	0.0	407	105
7.	70,281	0	70,281	40.6	0.0	52.9	0	0	0.0	391	369
8.	179,856	0	179,856	52.2	0.0	61.5	0	0	0.0	1,799	1,781
9.	622,775	0	622,775	124.6	0.0	165.6	0	0	0.0	23,536	6,639
10.	702,485	334,532	367,953	136.4	164.7	117.9	0	0	0.0	6,249	12,096
11.	232,107	0	232,107	25.8	0.0	30.1	0	0	0.0	99,361	23,286
12.	XXX	XXX	XXX	XXX	XXX	XXX	0	0	XXX	132,987	44,378

Schedule P - Part 1B - Private Passenger

NONE

Schedule P - Part 1C - Comm Auto/Truck

NONE

Schedule P - Part 1D - Workers' Comp

NONE

Schedule P - Part 1E - Comm Multi Peril

NONE

Schedule P - Part 1F - Medical Mal Occur

NONE

Schedule P - Part 1F - Medical Mal Claim

NONE

Schedule P - Part 1G - Special Liability

NONE

Schedule P - Part 1H - Other Liab Occur

NONE

Schedule P - Part 1H - Other Liab Claims

NONE

SCHEDULE P - PART 1I - SPECIAL PROPERTY (FIRE, ALLIED LINES, INLAND MARINE, EARTHQUAKE, BURGLARY AND THEFT)

(\$000 Omitted)

Years in Which Premiums Were Earned and Losses Were Incurred	Premiums Earned			Loss and Loss Expense Payments						10 Salvage and Subrogation Received	11 Total Net Paid (Cols. 4 - 5 + 6 - 7 + 8 - 9)	12 Number of Claims Reported - Direct and Assumed
	1 Direct and Assumed	2 Ceded	3 Net (Cols. 1 - 2)	Loss Payments		Defense and Cost Containment Payments		Adjusting and Other Payments				
				4 Direct and Assumed	5 Ceded	6 Direct and Assumed	7 Ceded	8 Direct and Assumed	9 Ceded			
1. Prior	XXX	XXX	XXX	231,699	0	8,634	0	10,507	0	33	250,840	XXX
2. 2005	998,738	255,080	743,657	1,862,873	317,906	61,284	8,534	174,884	8,035	12	1,764,566	XXX
3. 2006	1,649,084	365,640	1,283,443	42,006	0	1,284	0	4,890	0	31	48,179	XXX
4. Totals	XXX	XXX	XXX	2,136,578	317,906	71,202	8,534	190,280	8,035	77	2,063,586	XXX

	Losses Unpaid				Defense and Cost Containment Unpaid				Adjusting and Other Unpaid		23 Salvage and Subrogation Anticipated	24 Total Net Losses and Expenses Unpaid	25 Number of Claims Outstanding - Direct and Assumed
	Case Basis		Bulk + IBNR		Case Basis		Bulk + IBNR		21 Direct and Assumed	22 Ceded			
	13 Direct and Assumed	14 Ceded	15 Direct and Assumed	16 Ceded	17 Direct and Assumed	18 Ceded	19 Direct and Assumed	20 Ceded					
1.	144,387	0	116,236	0	541	0	11,863	0	4,373	0	0	277,400	1,725
2.	79,451	50,415	101,345	68,048	561	632	12,438	6,701	8,062	2,703	0	73,358	3,034
3.	22,398	0	28,096	0	1,145	0	5,049	0	2,794	0	0	59,483	1,360
4.	246,236	50,415	245,677	68,048	2,248	632	29,349	6,701	15,230	2,703	0	410,241	6,119

	Total Losses and Loss Expenses Incurred			Loss and Loss Expense Percentage (Incurred/Premiums Earned)			Nontabular Discount		34 Inter-Company Pooling Participation Percentage	Net Balance Sheet Reserves After Discount	
	26 Direct and Assumed	27 Ceded	28 Net	29 Direct and Assumed	30 Ceded	31 Net	32 Loss	33 Loss Expense		35 Losses Unpaid	36 Loss Expenses Unpaid
1.	XXX	XXX	XXX	XXX	XXX	XXX	0	0	XXX	260,623	16,777
2.	2,300,899	462,974	1,837,925	230.4	181.5	247.1	0	0	0.0	62,333	11,025
3.	107,662	0	107,662	6.5	0.0	8.4	0	0	0.0	50,494	8,988
4.	XXX	XXX	XXX	XXX	XXX	XXX	0	0	XXX	373,450	36,791

Schedule P - Part 1J - Auto Physical

NONE

Schedule P - Part 1K - Fidelity/Surety

NONE

Schedule P - Part 1L - Other

NONE

Schedule P - Part 1M - International

NONE

Schedule P - Part 1N - Reinsurance A

NONE

Schedule P - Part 1O - Reinsurance B

NONE

Schedule P - Part 1P - Reinsurance C

NONE

Schedule P - Part 1R - Prod Liab Occur

NONE

Schedule P - Part 1R - Prod Liab Claims

NONE

Schedule P - Part 1S-Fin./Mtg. Guaranty

NONE

AMENDED-2- ANNUAL STATEMENT FOR THE YEAR 2006 OF THE CITIZENS PROPERTY INSURANCE CORPORATION

SCHEDULE P - PART 2A - HOMEOWNERS/FARMOWNERS

Years in Which Losses Were Incurred	INCURRED NET LOSSES AND DEFENSE AND COST CONTAINMENT EXPENSES REPORTED AT YEAR END (\$000 OMITTED)										DEVELOPMENT	
	1 1997	2 1998	3 1999	4 2000	5 2001	6 2002	7 2003	8 2004	9 2005	10 2006	11 One Year	12 Two Year
1. Prior	44,358	31,370	25,074	26,506	25,107	25,087	24,453	24,264	24,264	24,265	0	1
2. 1997	120,784	111,180	109,404	110,668	109,940	109,136	108,386	108,306	108,306	108,247	(59)	(59)
3. 1998	XXX	101,121	91,685	93,850	92,359	92,368	90,157	89,973	90,109	90,006	(103)	33
4. 1999	XXX	XXX	39,324	43,411	42,044	42,317	41,386	41,380	41,407	41,187	(220)	(192)
5. 2000	XXX	XXX	XXX	18,278	17,791	17,405	17,083	16,934	16,925	16,808	(117)	(126)
6. 2001	XXX	XXX	XXX	XXX	29,291	30,344	29,869	30,243	30,418	30,299	(118)	56
7. 2002	XXX	XXX	XXX	XXX	XXX	64,986	66,185	65,797	65,702	65,243	(459)	(554)
8. 2003	XXX	XXX	XXX	XXX	XXX	XXX	169,529	165,578	167,371	167,328	(43)	1,751
9. 2004	XXX	XXX	XXX	XXX	XXX	XXX	XXX	530,767	554,021	568,366	14,345	37,599
10. 2005	XXX	XXX	XXX	XXX	XXX	XXX	XXX	XXX	322,615	299,917	(22,697)	XXX
11. 2006	XXX	XXX	XXX	XXX	XXX	XXX	XXX	XXX	XXX	214,466	XXX	XXX
										12. Totals	(9,471)	38,508

SCHEDULE P - PART 2B - PRIVATE PASSENGER AUTO LIABILITY/MEDICAL

1. Prior	0	0	0	0	0	0	0	0	0	0	0	0
2. 1997	0	0	0	0	0	0	0	0	0	0	0	0
3. 1998	XXX	0	0	0	0	0	0	0	0	0	0	0
4. 1999	XXX	XXX	0	0	0	0	0	0	0	0	0	0
5. 2000	XXX	XXX	XXX	0	0	0	0	0	0	0	0	0
6. 2001	XXX	XXX	XXX	XXX	0	0	0	0	0	0	0	0
7. 2002	XXX	XXX	XXX	XXX	XXX	0	0	0	0	0	0	0
8. 2003	XXX	XXX	XXX	XXX	XXX	XXX	0	0	0	0	0	0
9. 2004	XXX	XXX	XXX	XXX	XXX	XXX	XXX	0	0	0	0	0
10. 2005	XXX	XXX	XXX	XXX	XXX	XXX	XXX	XXX	0	0	0	XXX
11. 2006	XXX	XXX	XXX	XXX	XXX	XXX	XXX	XXX	XXX	0	XXX	XXX
										12. Totals	0	0

NONE

SCHEDULE P - PART 2C - COMMERCIAL AUTO/TRUCK LIABILITY/MEDICAL

1. Prior	0	0	0	0	0	0	0	0	0	0	0	0
2. 1997	0	0	0	0	0	0	0	0	0	0	0	0
3. 1998	XXX	0	0	0	0	0	0	0	0	0	0	0
4. 1999	XXX	XXX	0	0	0	0	0	0	0	0	0	0
5. 2000	XXX	XXX	XXX	0	0	0	0	0	0	0	0	0
6. 2001	XXX	XXX	XXX	XXX	0	0	0	0	0	0	0	0
7. 2002	XXX	XXX	XXX	XXX	XXX	0	0	0	0	0	0	0
8. 2003	XXX	XXX	XXX	XXX	XXX	XXX	0	0	0	0	0	0
9. 2004	XXX	XXX	XXX	XXX	XXX	XXX	XXX	0	0	0	0	0
10. 2005	XXX	XXX	XXX	XXX	XXX	XXX	XXX	XXX	0	0	0	XXX
11. 2006	XXX	XXX	XXX	XXX	XXX	XXX	XXX	XXX	XXX	0	XXX	XXX
										12. Totals	0	0

NONE

SCHEDULE P - PART 2D- WORKERS' COMPENSATION

1. Prior	0	0	0	0	0	0	0	0	0	0	0	0
2. 1997	0	0	0	0	0	0	0	0	0	0	0	0
3. 1998	XXX	0	0	0	0	0	0	0	0	0	0	0
4. 1999	XXX	XXX	0	0	0	0	0	0	0	0	0	0
5. 2000	XXX	XXX	XXX	0	0	0	0	0	0	0	0	0
6. 2001	XXX	XXX	XXX	XXX	0	0	0	0	0	0	0	0
7. 2002	XXX	XXX	XXX	XXX	XXX	0	0	0	0	0	0	0
8. 2003	XXX	XXX	XXX	XXX	XXX	XXX	0	0	0	0	0	0
9. 2004	XXX	XXX	XXX	XXX	XXX	XXX	XXX	0	0	0	0	0
10. 2005	XXX	XXX	XXX	XXX	XXX	XXX	XXX	XXX	0	0	0	XXX
11. 2006	XXX	XXX	XXX	XXX	XXX	XXX	XXX	XXX	XXX	0	XXX	XXX
										12. Totals	0	0

NONE

SCHEDULE P - PART 2E- COMMERCIAL MULTIPLE PERIL

1. Prior	0	0	0	0	0	0	0	0	0	0	0	0
2. 1997	0	0	0	0	0	0	0	0	0	0	0	0
3. 1998	XXX	0	0	0	0	0	0	0	0	0	0	0
4. 1999	XXX	XXX	0	0	0	0	0	0	0	0	0	0
5. 2000	XXX	XXX	XXX	0	0	0	0	0	0	0	0	0
6. 2001	XXX	XXX	XXX	XXX	0	0	0	0	0	0	0	0
7. 2002	XXX	XXX	XXX	XXX	XXX	0	0	0	0	0	0	0
8. 2003	XXX	XXX	XXX	XXX	XXX	XXX	0	0	0	0	0	0
9. 2004	XXX	XXX	XXX	XXX	XXX	XXX	XXX	0	0	0	0	0
10. 2005	XXX	XXX	XXX	XXX	XXX	XXX	XXX	XXX	0	0	0	XXX
11. 2006	XXX	XXX	XXX	XXX	XXX	XXX	XXX	XXX	XXX	0	XXX	XXX
										12. Totals	0	0

NONE

AMENDED-2- ANNUAL STATEMENT FOR THE YEAR 2006 OF THE CITIZENS PROPERTY INSURANCE CORPORATION

SCHEDULE P - PART 2F - SECTION 1 - MEDICAL MALPRACTICE - OCCURRENCE

Years in Which Losses Were Incurred	INCURRED NET LOSSES AND DEFENSE AND COST CONTAINMENT EXPENSES REPORTED AT YEAR END (\$000 OMITTED)										DEVELOPMENT	
	1 1997	2 1998	3 1999	4 2000	5 2001	6 2002	7 2003	8 2004	9 2005	10 2006	11 One Year	12 Two Year
1. Prior	.0	.0	.0	.0	.0	.0	.0	.0	.0	.0	0	0
2. 1997	0	0	0	0	0	0	0	0	0	0	0	0
3. 1998	XXX	0	0	0	0	0	0	0	0	0	0	0
4. 1999	XXX	XXX	0	0	0	0	0	0	0	0	0	0
5. 2000	XXX	XXX	XXX	0	0	0	0	0	0	0	0	0
6. 2001	XXX	XXX	XXX	XXX	0	0	0	0	0	0	0	0
7. 2002	XXX	XXX	XXX	XXX	XXX	0	0	0	0	0	0	0
8. 2003	XXX	XXX	XXX	XXX	XXX	XXX	0	0	0	0	0	0
9. 2004	XXX	XXX	XXX	XXX	XXX	XXX	XXX	0	0	0	0	0
10. 2005	XXX	XXX	XXX	XXX	XXX	XXX	XXX	XXX	0	0	0	XXX
11. 2006	XXX	XXX	XXX	XXX	XXX	XXX	XXX	XXX	XXX	0	XXX	XXX
12. Totals											0	0

SCHEDULE P - PART 2F - SECTION 2 - MEDICAL MALPRACTICE - CLAIMS-MADE

1. Prior	.0	.0	.0	.0	.0	.0	.0	.0	.0	.0	0	0
2. 1997	0	0	0	0	0	0	0	0	0	0	0	0
3. 1998	XXX	0	0	0	0	0	0	0	0	0	0	0
4. 1999	XXX	XXX	0	0	0	0	0	0	0	0	0	0
5. 2000	XXX	XXX	XXX	0	0	0	0	0	0	0	0	0
6. 2001	XXX	XXX	XXX	XXX	0	0	0	0	0	0	0	0
7. 2002	XXX	XXX	XXX	XXX	XXX	0	0	0	0	0	0	0
8. 2003	XXX	XXX	XXX	XXX	XXX	XXX	0	0	0	0	0	0
9. 2004	XXX	XXX	XXX	XXX	XXX	XXX	XXX	0	0	0	0	0
10. 2005	XXX	XXX	XXX	XXX	XXX	XXX	XXX	XXX	0	0	0	XXX
11. 2006	XXX	XXX	XXX	XXX	XXX	XXX	XXX	XXX	XXX	0	XXX	XXX
12. Totals											0	0

**SCHEDULE P - PART 2G - SPECIAL LIABILITY
(OCEAN MARINE, AIRCRAFT (ALL PERILS), BOILER AND MACHINERY)**

1. Prior	.0	.0	.0	.0	.0	.0	.0	.0	.0	.0	0	0
2. 1997	0	0	0	0	0	0	0	0	0	0	0	0
3. 1998	XXX	0	0	0	0	0	0	0	0	0	0	0
4. 1999	XXX	XXX	0	0	0	0	0	0	0	0	0	0
5. 2000	XXX	XXX	XXX	0	0	0	0	0	0	0	0	0
6. 2001	XXX	XXX	XXX	XXX	0	0	0	0	0	0	0	0
7. 2002	XXX	XXX	XXX	XXX	XXX	0	0	0	0	0	0	0
8. 2003	XXX	XXX	XXX	XXX	XXX	XXX	0	0	0	0	0	0
9. 2004	XXX	XXX	XXX	XXX	XXX	XXX	XXX	0	0	0	0	0
10. 2005	XXX	XXX	XXX	XXX	XXX	XXX	XXX	XXX	0	0	0	XXX
11. 2006	XXX	XXX	XXX	XXX	XXX	XXX	XXX	XXX	XXX	0	XXX	XXX
12. Totals											0	0

SCHEDULE P - PART 2H - SECTION 1 - OTHER LIABILITY - OCCURRENCE

1. Prior	.0	.0	.0	.0	.0	.0	.0	.0	.0	.0	0	0
2. 1997	0	0	0	0	0	0	0	0	0	0	0	0
3. 1998	XXX	0	0	0	0	0	0	0	0	0	0	0
4. 1999	XXX	XXX	0	0	0	0	0	0	0	0	0	0
5. 2000	XXX	XXX	XXX	0	0	0	0	0	0	0	0	0
6. 2001	XXX	XXX	XXX	XXX	0	0	0	0	0	0	0	0
7. 2002	XXX	XXX	XXX	XXX	XXX	0	0	0	0	0	0	0
8. 2003	XXX	XXX	XXX	XXX	XXX	XXX	0	0	0	0	0	0
9. 2004	XXX	XXX	XXX	XXX	XXX	XXX	XXX	0	0	0	0	0
10. 2005	XXX	XXX	XXX	XXX	XXX	XXX	XXX	XXX	0	0	0	XXX
11. 2006	XXX	XXX	XXX	XXX	XXX	XXX	XXX	XXX	XXX	0	XXX	XXX
12. Totals											0	0

SCHEDULE P - PART 2H - SECTION 2 - OTHER LIABILITY - CLAIMS-MADE

1. Prior	.0	.0	.0	.0	.0	.0	.0	.0	.0	.0	0	0
2. 1997	0	0	0	0	0	0	0	0	0	0	0	0
3. 1998	XXX	0	0	0	0	0	0	0	0	0	0	0
4. 1999	XXX	XXX	0	0	0	0	0	0	0	0	0	0
5. 2000	XXX	XXX	XXX	0	0	0	0	0	0	0	0	0
6. 2001	XXX	XXX	XXX	XXX	0	0	0	0	0	0	0	0
7. 2002	XXX	XXX	XXX	XXX	XXX	0	0	0	0	0	0	0
8. 2003	XXX	XXX	XXX	XXX	XXX	XXX	0	0	0	0	0	0
9. 2004	XXX	XXX	XXX	XXX	XXX	XXX	XXX	0	0	0	0	0
10. 2005	XXX	XXX	XXX	XXX	XXX	XXX	XXX	XXX	0	0	0	XXX
11. 2006	XXX	XXX	XXX	XXX	XXX	XXX	XXX	XXX	XXX	0	XXX	XXX
12. Totals											0	0

AMENDED-2- ANNUAL STATEMENT FOR THE YEAR 2006 OF THE CITIZENS PROPERTY INSURANCE CORPORATION

SCHEDULE P - PART 2I - SPECIAL PROPERTY (FIRE, ALLIED LINES, INLAND MARINE, EARTHQUAKE, BURGLARY, AND THEFT)

Years in Which Losses Were Incurred	INCURRED NET LOSSES AND DEFENSE AND COST CONTAINMENT EXPENSES REPORTED AT YEAR END (\$000 OMITTED)										DEVELOPMENT	
	1	2	3	4	5	6	7	8	9	10	11	12
	1997	1998	1999	2000	2001	2002	2003	2004	2005	2006	One Year	Two Year
1. Prior	.XXX	.XXX	.XXX	.XXX	.XXX	.XXX	.XXX	1,241,627	1,791,393	2,034,792	243,398	793,165
2. 2005	.XXX	.XXX	.XXX	.XXX	.XXX	.XXX	.XXX	.XXX	1,535,090	1,665,717	130,627	.XXX
3. 2006	.XXX	.XXX	.XXX	.XXX	.XXX	.XXX	.XXX	.XXX	.XXX	99,978	.XXX	.XXX
4. Totals											374,025	793,165

SCHEDULE P - PART 2J - AUTO PHYSICAL DAMAGE

1. Prior	.XXX	.XXX	.XXX	.XXX	.XXX	.XXX	.XXX	.0	.0	.0	.0	.0
2. 2005	.XXX	.XXX	.XXX	.XXX	.XXX	.XXX	.XXX	.XXX	.0	.0	.0	.XXX
3. 2006	.XXX	.XXX	.XXX	.XXX	.XXX	.XXX	.XXX	.XXX	.XXX	.0	.XXX	.XXX
4. Totals											0	0

SCHEDULE P - PART 2K - FIDELITY, SURETY

1. Prior	.XXX	.XXX	.XXX	.XXX	.XXX	.XXX	.XXX	.0	.0	.0	.0	.0
2. 2005	.XXX	.XXX	.XXX	.XXX	.XXX	.XXX	.XXX	.XXX	.0	.0	.0	.XXX
3. 2006	.XXX	.XXX	.XXX	.XXX	.XXX	.XXX	.XXX	.XXX	.XXX	.0	.XXX	.XXX
4. Totals											0	0

SCHEDULE P - PART 2L - OTHER (INCLUDING CREDIT, ACCIDENT AND HEALTH)

1. Prior	.XXX	.XXX	.XXX	.XXX	.XXX	.XXX	.XXX	.0	.0	.0	.0	.0
2. 2005	.XXX	.XXX	.XXX	.XXX	.XXX	.XXX	.XXX	.XXX	.0	.0	.0	.XXX
3. 2006	.XXX	.XXX	.XXX	.XXX	.XXX	.XXX	.XXX	.XXX	.XXX	.0	.XXX	.XXX
4. Totals											0	0

SCHEDULE P - PART 2M - INTERNATIONAL

1. Prior	.0	.0	.0	.0	.0	.0	.0	.0	.0	.0	.0	.0
2. 1997	.0	.0	.0	.0	.0	.0	.0	.0	.0	.0	.0	.0
3. 1998	.XXX	.0	.0	.0	.0	.0	.0	.0	.0	.0	.0	.0
4. 1999	.XXX	.XXX	.0	.0	.0	.0	.0	.0	.0	.0	.0	.0
5. 2000	.XXX	.XXX	.XXX	.0	.0	.0	.0	.0	.0	.0	.0	.0
6. 2001	.XXX	.XXX	.XXX	.XXX	.0	.0	.0	.0	.0	.0	.0	.0
7. 2002	.XXX	.XXX	.XXX	.XXX	.XXX	.0	.0	.0	.0	.0	.0	.0
8. 2003	.XXX	.XXX	.XXX	.XXX	.XXX	.XXX	.0	.0	.0	.0	.0	.0
9. 2004	.XXX	.XXX	.XXX	.XXX	.XXX	.XXX	.XXX	.0	.0	.0	.0	.0
10. 2005	.XXX	.XXX	.XXX	.XXX	.XXX	.XXX	.XXX	.XXX	.0	.0	.0	.XXX
11. 2006	.XXX	.XXX	.XXX	.XXX	.XXX	.XXX	.XXX	.XXX	.XXX	.0	.XXX	.XXX
12. Totals											0	0

Schedule P - Part 2N

NONE

Schedule P - Part 2O

NONE

Schedule P - Part 2P

NONE

Schedule P - Part 2R - Prod Liab Occur

NONE

Schedule P - Part 2R - Prod Liab Claims

NONE

Schedule P - Part 2S

NONE

AMENDED-2- ANNUAL STATEMENT FOR THE YEAR 2006 OF THE CITIZENS PROPERTY INSURANCE CORPORATION

SCHEDULE P - PART 3A - HOMEOWNERS/FARMOWNERS

Years in Which Losses Were Incurred	CUMULATIVE PAID NET LOSSES AND DEFENSE AND COST CONTAINMENT EXPENSES REPORTED AT YEAR END (\$000 OMITTED)										11	12
	1	2	3	4	5	6	7	8	9	10	Number of Claims Closed With Loss Payment	Number of Claims Closed Without Loss Payment
	1997	1998	1999	2000	2001	2002	2003	2004	2005	2006		
1. Prior	.000	11,911	18,331	20,486	21,880	22,909	23,803	23,833	23,836	23,846	123,552	57,880
2. 1997	71,883	99,690	104,551	106,318	107,194	107,641	108,072	108,083	108,083	108,073	27,905	13,783
3. 1998	XXX	65,099	82,414	85,281	86,874	88,082	89,497	89,687	89,839	89,854	21,302	10,716
4. 1999	XXX	XXX	25,965	37,295	39,152	39,995	40,846	40,950	41,089	41,134	9,524	9,150
5. 2000	XXX	XXX	XXX	10,742	15,087	15,691	16,418	16,558	16,595	16,314	3,390	3,198
6. 2001	XXX	XXX	XXX	XXX	18,050	26,344	28,107	29,052	29,769	29,840	4,244	3,211
7. 2002	XXX	XXX	XXX	XXX	XXX	34,240	58,970	62,715	64,013	64,556	7,494	3,603
8. 2003	XXX	XXX	XXX	XXX	XXX	XXX	90,658	148,917	159,717	164,403	13,646	3,795
9. 2004	XXX	XXX	XXX	XXX	XXX	XXX	XXX	313,143	513,712	540,420	44,007	13,185
10. 2005	XXX	XXX	XXX	XXX	XXX	XXX	XXX	XXX	241,118	287,936	52,594	12,797
11. 2006	XXX	XXX	XXX	XXX	XXX	XXX	XXX	XXX	XXX	99,182	8,276	3,362

SCHEDULE P - PART 3B - PRIVATE PASSENGER AUTO LIABILITY/MEDICAL

1. Prior	.000	.0	.0	.0	.0	.0	.0	.0	.0	.0	.0	.0
2. 1997	.0	.0	.0	.0	.0	.0	.0	.0	.0	.0	.0	.0
3. 1998	XXX	.0	.0	.0	.0	.0	.0	.0	.0	.0	.0	.0
4. 1999	XXX	XXX	.0	.0	.0	.0	.0	.0	.0	.0	.0	.0
5. 2000	XXX	XXX	XXX	.0	.0	.0	.0	.0	.0	.0	.0	.0
6. 2001	XXX	XXX	XXX	XXX	.0	.0	.0	.0	.0	.0	.0	.0
7. 2002	XXX	XXX	XXX	XXX	XXX	.0	.0	.0	.0	.0	.0	.0
8. 2003	XXX	XXX	XXX	XXX	XXX	XXX	.0	.0	.0	.0	.0	.0
9. 2004	XXX	XXX	XXX	XXX	XXX	XXX	XXX	.0	.0	.0	.0	.0
10. 2005	XXX	XXX	XXX	XXX	XXX	XXX	XXX	XXX	.0	.0	.0	.0
11. 2006	XXX	XXX	XXX	XXX	XXX	XXX	XXX	XXX	XXX	.0	.0	.0

NONE

SCHEDULE P - PART 3C - COMMERCIAL AUTO/TRUCK LIABILITY/MEDICAL

1. Prior	.000	.0	.0	.0	.0	.0	.0	.0	.0	.0	.0	.0
2. 1997	.0	.0	.0	.0	.0	.0	.0	.0	.0	.0	.0	.0
3. 1998	XXX	.0	.0	.0	.0	.0	.0	.0	.0	.0	.0	.0
4. 1999	XXX	XXX	.0	.0	.0	.0	.0	.0	.0	.0	.0	.0
5. 2000	XXX	XXX	XXX	.0	.0	.0	.0	.0	.0	.0	.0	.0
6. 2001	XXX	XXX	XXX	XXX	.0	.0	.0	.0	.0	.0	.0	.0
7. 2002	XXX	XXX	XXX	XXX	XXX	.0	.0	.0	.0	.0	.0	.0
8. 2003	XXX	XXX	XXX	XXX	XXX	XXX	.0	.0	.0	.0	.0	.0
9. 2004	XXX	XXX	XXX	XXX	XXX	XXX	XXX	.0	.0	.0	.0	.0
10. 2005	XXX	XXX	XXX	XXX	XXX	XXX	XXX	XXX	.0	.0	.0	.0
11. 2006	XXX	XXX	XXX	XXX	XXX	XXX	XXX	XXX	XXX	.0	.0	.0

NONE

SCHEDULE P - PART 3D - WORKERS' COMPENSATION

1. Prior	.000	.0	.0	.0	.0	.0	.0	.0	.0	.0	.0	.0
2. 1997	.0	.0	.0	.0	.0	.0	.0	.0	.0	.0	.0	.0
3. 1998	XXX	.0	.0	.0	.0	.0	.0	.0	.0	.0	.0	.0
4. 1999	XXX	XXX	.0	.0	.0	.0	.0	.0	.0	.0	.0	.0
5. 2000	XXX	XXX	XXX	.0	.0	.0	.0	.0	.0	.0	.0	.0
6. 2001	XXX	XXX	XXX	XXX	.0	.0	.0	.0	.0	.0	.0	.0
7. 2002	XXX	XXX	XXX	XXX	XXX	.0	.0	.0	.0	.0	.0	.0
8. 2003	XXX	XXX	XXX	XXX	XXX	XXX	.0	.0	.0	.0	.0	.0
9. 2004	XXX	XXX	XXX	XXX	XXX	XXX	XXX	.0	.0	.0	.0	.0
10. 2005	XXX	XXX	XXX	XXX	XXX	XXX	XXX	XXX	.0	.0	.0	.0
11. 2006	XXX	XXX	XXX	XXX	XXX	XXX	XXX	XXX	XXX	.0	.0	.0

NONE

SCHEDULE P - PART 3E - COMMERCIAL MULTIPLE PERIL

1. Prior	.000	.0	.0	.0	.0	.0	.0	.0	.0	.0	.0	.0
2. 1997	.0	.0	.0	.0	.0	.0	.0	.0	.0	.0	.0	.0
3. 1998	XXX	.0	.0	.0	.0	.0	.0	.0	.0	.0	.0	.0
4. 1999	XXX	XXX	.0	.0	.0	.0	.0	.0	.0	.0	.0	.0
5. 2000	XXX	XXX	XXX	.0	.0	.0	.0	.0	.0	.0	.0	.0
6. 2001	XXX	XXX	XXX	XXX	.0	.0	.0	.0	.0	.0	.0	.0
7. 2002	XXX	XXX	XXX	XXX	XXX	.0	.0	.0	.0	.0	.0	.0
8. 2003	XXX	XXX	XXX	XXX	XXX	XXX	.0	.0	.0	.0	.0	.0
9. 2004	XXX	XXX	XXX	XXX	XXX	XXX	XXX	.0	.0	.0	.0	.0
10. 2005	XXX	XXX	XXX	XXX	XXX	XXX	XXX	XXX	.0	.0	.0	.0
11. 2006	XXX	XXX	XXX	XXX	XXX	XXX	XXX	XXX	XXX	.0	.0	.0

NONE

AMENDED-2- ANNUAL STATEMENT FOR THE YEAR 2006 OF THE CITIZENS PROPERTY INSURANCE CORPORATION

SCHEDULE P - PART 3F - SECTION 1 - MEDICAL MALPRACTICE - OCCURRENCE

Years in Which Losses Were Incurred	CUMULATIVE PAID NET LOSSES AND DEFENSE AND COST CONTAINMENT EXPENSES REPORTED AT YEAR END (\$000 OMITTED)										11	12
	1	2	3	4	5	6	7	8	9	10	Number of Claims Closed With Loss Payment	Number of Claims Closed Without Loss Payment
	1997	1998	1999	2000	2001	2002	2003	2004	2005	2006		
	NONE											
1. Prior	.000	.0	.0	.0	.0	.0	.0	.0	.0	.0	.0	.0
2. 1997	.0	.0	.0	.0	.0	.0	.0	.0	.0	.0	.0	.0
3. 1998	XXX	.0	.0	.0	.0	.0	.0	.0	.0	.0	.0	.0
4. 1999	XXX	XXX	.0	.0	.0	.0	.0	.0	.0	.0	.0	.0
5. 2000	XXX	XXX	XXX	.0	.0	.0	.0	.0	.0	.0	.0	.0
6. 2001	XXX	XXX	XXX	XXX	.0	.0	.0	.0	.0	.0	.0	.0
7. 2002	XXX	XXX	XXX	XXX	XXX	.0	.0	.0	.0	.0	.0	.0
8. 2003	XXX	XXX	XXX	XXX	XXX	XXX	.0	.0	.0	.0	.0	.0
9. 2004	XXX	XXX	XXX	XXX	XXX	XXX	XXX	.0	.0	.0	.0	.0
10. 2005	XXX	XXX	XXX	XXX	XXX	XXX	XXX	XXX	.0	.0	.0	.0
11. 2006	XXX	XXX	XXX	XXX	XXX	XXX	XXX	XXX	XXX	0	0	0

SCHEDULE P - PART 3F - SECTION 2 - MEDICAL MALPRACTICE - CLAIMS-MADE

	NONE											
1. Prior	.000	.0	.0	.0	.0	.0	.0	.0	.0	.0	.0	.0
2. 1997	.0	.0	.0	.0	.0	.0	.0	.0	.0	.0	.0	.0
3. 1998	XXX	.0	.0	.0	.0	.0	.0	.0	.0	.0	.0	.0
4. 1999	XXX	XXX	.0	.0	.0	.0	.0	.0	.0	.0	.0	.0
5. 2000	XXX	XXX	XXX	.0	.0	.0	.0	.0	.0	.0	.0	.0
6. 2001	XXX	XXX	XXX	XXX	.0	.0	.0	.0	.0	.0	.0	.0
7. 2002	XXX	XXX	XXX	XXX	XXX	.0	.0	.0	.0	.0	.0	.0
8. 2003	XXX	XXX	XXX	XXX	XXX	XXX	.0	.0	.0	.0	.0	.0
9. 2004	XXX	XXX	XXX	XXX	XXX	XXX	XXX	.0	.0	.0	.0	.0
10. 2005	XXX	XXX	XXX	XXX	XXX	XXX	XXX	XXX	.0	.0	.0	.0
11. 2006	XXX	XXX	XXX	XXX	XXX	XXX	XXX	XXX	XXX	0	0	0

**SCHEDULE P - PART 3G - SPECIAL LIABILITY
(OCEAN MARINE, AIRCRAFT (ALL PERILS), BOILER AND MACHINERY)**

	NONE											
1. Prior	.000	.0	.0	.0	.0	.0	.0	.0	.0	.0	XXX	XXX
2. 1997	.0	.0	.0	.0	.0	.0	.0	.0	.0	.0	XXX	XXX
3. 1998	XXX	.0	.0	.0	.0	.0	.0	.0	.0	.0	XXX	XXX
4. 1999	XXX	XXX	.0	.0	.0	.0	.0	.0	.0	.0	XXX	XXX
5. 2000	XXX	XXX	XXX	.0	.0	.0	.0	.0	.0	.0	XXX	XXX
6. 2001	XXX	XXX	XXX	XXX	.0	.0	.0	.0	.0	.0	XXX	XXX
7. 2002	XXX	XXX	XXX	XXX	XXX	.0	.0	.0	.0	.0	XXX	XXX
8. 2003	XXX	XXX	XXX	XXX	XXX	XXX	.0	.0	.0	.0	XXX	XXX
9. 2004	XXX	XXX	XXX	XXX	XXX	XXX	XXX	.0	.0	.0	XXX	XXX
10. 2005	XXX	XXX	XXX	XXX	XXX	XXX	XXX	XXX	.0	.0	XXX	XXX
11. 2006	XXX	XXX	XXX	XXX	XXX	XXX	XXX	XXX	XXX	XXX	0	XXX

SCHEDULE P - PART 3H - SECTION 1 - OTHER LIABILITY - OCCURRENCE

	NONE											
1. Prior	.000	.0	.0	.0	.0	.0	.0	.0	.0	.0	.0	.0
2. 1997	.0	.0	.0	.0	.0	.0	.0	.0	.0	.0	.0	.0
3. 1998	XXX	.0	.0	.0	.0	.0	.0	.0	.0	.0	.0	.0
4. 1999	XXX	XXX	.0	.0	.0	.0	.0	.0	.0	.0	.0	.0
5. 2000	XXX	XXX	XXX	.0	.0	.0	.0	.0	.0	.0	.0	.0
6. 2001	XXX	XXX	XXX	XXX	.0	.0	.0	.0	.0	.0	.0	.0
7. 2002	XXX	XXX	XXX	XXX	XXX	.0	.0	.0	.0	.0	.0	.0
8. 2003	XXX	XXX	XXX	XXX	XXX	XXX	.0	.0	.0	.0	.0	.0
9. 2004	XXX	XXX	XXX	XXX	XXX	XXX	XXX	.0	.0	.0	.0	.0
10. 2005	XXX	XXX	XXX	XXX	XXX	XXX	XXX	XXX	.0	.0	.0	.0
11. 2006	XXX	XXX	XXX	XXX	XXX	XXX	XXX	XXX	XXX	XXX	0	0

SCHEDULE P - PART 3H - SECTION 2 - OTHER LIABILITY - CLAIMS-MADE

	NONE											
1. Prior	.000	.0	.0	.0	.0	.0	.0	.0	.0	.0	.0	.0
2. 1997	.0	.0	.0	.0	.0	.0	.0	.0	.0	.0	.0	.0
3. 1998	XXX	.0	.0	.0	.0	.0	.0	.0	.0	.0	.0	.0
4. 1999	XXX	XXX	.0	.0	.0	.0	.0	.0	.0	.0	.0	.0
5. 2000	XXX	XXX	XXX	.0	.0	.0	.0	.0	.0	.0	.0	.0
6. 2001	XXX	XXX	XXX	XXX	.0	.0	.0	.0	.0	.0	.0	.0
7. 2002	XXX	XXX	XXX	XXX	XXX	.0	.0	.0	.0	.0	.0	.0
8. 2003	XXX	XXX	XXX	XXX	XXX	XXX	.0	.0	.0	.0	.0	.0
9. 2004	XXX	XXX	XXX	XXX	XXX	XXX	XXX	.0	.0	.0	.0	.0
10. 2005	XXX	XXX	XXX	XXX	XXX	XXX	XXX	XXX	.0	.0	.0	.0
11. 2006	XXX	XXX	XXX	XXX	XXX	XXX	XXX	XXX	XXX	XXX	0	0

AMENDED-2- ANNUAL STATEMENT FOR THE YEAR 2006 OF THE CITIZENS PROPERTY INSURANCE CORPORATION

**SCHEDULE P - PART 3I - SPECIAL PROPERTY
(FIRE, ALLIED LINES, INLAND MARINE, EARTHQUAKE, BURGLARY, AND THEFT)**

Years in Which Losses Were Incurred	CUMULATIVE PAID NET LOSSES AND DEFENSE AND COST CONTAINMENT EXPENSES REPORTED AT YEAR END (\$000 OMITTED)										11	12
	1	2	3	4	5	6	7	8	9	10	Number of Claims Closed With Loss Payment	Number of Claims Closed Without Loss Payment
	1997	1998	1999	2000	2001	2002	2003	2004	2005	2006		
1. Prior	XXX	XXX	XXX	XXX	XXX	XXX	XXX	.000	1,521,432	1,761,765	XXX	XXX
2. 2005	XXX	XXX	XXX	XXX	XXX	XXX	XXX	XXX	637,194	1,597,717	XXX	XXX
3. 2006	XXX	XXX	XXX	XXX	XXX	XXX	XXX	XXX	XXX	43,290	XXX	XXX

SCHEDULE P - PART 3J - AUTO PHYSICAL DAMAGE

1. Prior	XXX	XXX	XXX	XXX	XXX	XXX	XXX	.000	.0	.0	.0	.0
2. 2005	XXX	XXX	XXX	XXX	XXX	XXX	XXX	XXX	.0	.0	.0	.0
3. 2006	XXX	XXX	XXX	XXX	XXX	XXX	XXX	XXX	XXX	0	0	0

NONE

SCHEDULE P - PART 3K - FIDELITY/SURETY

1. Prior	XXX	XXX	XXX	XXX	XXX	XXX	XXX	.000	.0	.0	XXX	XXX
2. 2005	XXX	XXX	XXX	XXX	XXX	XXX	XXX	XXX	.0	.0	XXX	XXX
3. 2006	XXX	XXX	XXX	XXX	XXX	XXX	XXX	XXX	XXX	0	XXX	XXX

NONE

SCHEDULE P - PART 3L - OTHER (INCLUDING CREDIT, ACCIDENT AND HEALTH)

1. Prior	XXX	XXX	XXX	XXX	XXX	XXX	XXX	.000	.0	.0	XXX	XXX
2. 2005	XXX	XXX	XXX	XXX	XXX	XXX	XXX	XXX	.0	.0	XXX	XXX
3. 2006	XXX	XXX	XXX	XXX	XXX	XXX	XXX	XXX	XXX	0	XXX	XXX

NONE

SCHEDULE P - PART 3M - INTERNATIONAL

1. Prior	.000	.0	.0	.0	.0	.0	.0	.0	.0	.0	XXX	XXX
2. 1997	.0	.0	.0	.0	.0	.0	.0	.0	.0	.0	XXX	XXX
3. 1998	XXX	.0	.0	.0	.0	.0	.0	.0	.0	.0	XXX	XXX
4. 1999	XXX	XXX	.0	.0	.0	.0	.0	.0	.0	.0	XXX	XXX
5. 2000	XXX	XXX	XXX	.0	.0	.0	.0	.0	.0	.0	XXX	XXX
6. 2001	XXX	XXX	XXX	XXX	.0	.0	.0	.0	.0	.0	XXX	XXX
7. 2002	XXX	XXX	XXX	XXX	XXX	.0	.0	.0	.0	.0	XXX	XXX
8. 2003	XXX	XXX	XXX	XXX	XXX	XXX	.0	.0	.0	.0	XXX	XXX
9. 2004	XXX	XXX	XXX	XXX	XXX	XXX	XXX	.0	.0	.0	XXX	XXX
10. 2005	XXX	XXX	XXX	XXX	XXX	XXX	XXX	XXX	.0	.0	XXX	XXX
11. 2006	XXX	XXX	XXX	XXX	XXX	XXX	XXX	XXX	XXX	0	XXX	XXX

NONE

Schedule P - Part 3N

NONE

Schedule P - Part 3O

NONE

Schedule P - Part 3P

NONE

Schedule P - Part 3R - Prod Liab Occur

NONE

Schedule P - Part 3R - Prod Liab Claims

NONE

Schedule P - Part 3S

NONE

AMENDED-2- ANNUAL STATEMENT FOR THE YEAR 2006 OF THE CITIZENS PROPERTY INSURANCE CORPORATION

SCHEDULE P - PART 4A - HOMEOWNERS/FAROWNERS

Years in Which Losses Were Incurred	BULK AND IBNR RESERVES ON NET LOSSES AND DEFENSE AND COST CONTAINMENT EXPENSES REPORTED AT YEAR END (\$000 OMITTED)									
	1 1997	2 1998	3 1999	4 2000	5 2001	6 2002	7 2003	8 2004	9 2005	10 2006
1. Prior	27,505	8,681	2,005	1,596	652	514	29	32	35	29
2. 1997	27,035	6,698	1,193	1,012	419	348	14	20	19	0
3. 1998	XXX	22,778	4,131	1,687	896	605	223	49	114	3
4. 1999	XXX	XXX	5,656	2,636	885	716	211	86	107	1
5. 2000	XXX	XXX	XXX	3,135	980	495	178	94	50	315
6. 2001	XXX	XXX	XXX	XXX	4,282	1,778	584	241	143	44
7. 2002	XXX	XXX	XXX	XXX	XXX	13,169	4,036	1,322	770	246
8. 2003	XXX	XXX	XXX	XXX	XXX	XXX	38,562	8,436	2,675	993
9. 2004	XXX	XXX	XXX	XXX	XXX	XXX	XXX	78,882	20,358	12,666
10. 2005	XXX	XXX	XXX	XXX	XXX	XXX	XXX	XXX	46,007	(814)
11. 2006	XXX	XXX	XXX	XXX	XXX	XXX	XXX	XXX	XXX	52,991

SCHEDULE P - PART 4B - PRIVATE PASSENGER AUTO LIABILITY/MEDICAL

1. Prior	0	0	0	0	0	0	0	0	0	0
2. 1997	0	0	0	0	0	0	0	0	0	0
3. 1998	XXX	0	0	0	0	0	0	0	0	0
4. 1999	XXX	XXX	0	0	0	0	0	0	0	0
5. 2000	XXX	XXX	XXX	0	0	0	0	0	0	0
6. 2001	XXX	XXX	XXX	XXX	0	0	0	0	0	0
7. 2002	XXX	XXX	XXX	XXX	XXX	0	0	0	0	0
8. 2003	XXX	XXX	XXX	XXX	XXX	XXX	0	0	0	0
9. 2004	XXX	XXX	XXX	XXX	XXX	XXX	XXX	0	0	0
10. 2005	XXX	XXX	XXX	XXX	XXX	XXX	XXX	XXX	0	0
11. 2006	XXX	XXX	XXX	XXX	XXX	XXX	XXX	XXX	XXX	0

NONE

SCHEDULE P - PART 4C - COMMERCIAL AUTO/TRUCK LIABILITY/MEDICAL

1. Prior	0	0	0	0	0	0	0	0	0	0
2. 1997	0	0	0	0	0	0	0	0	0	0
3. 1998	XXX	0	0	0	0	0	0	0	0	0
4. 1999	XXX	XXX	0	0	0	0	0	0	0	0
5. 2000	XXX	XXX	XXX	0	0	0	0	0	0	0
6. 2001	XXX	XXX	XXX	XXX	0	0	0	0	0	0
7. 2002	XXX	XXX	XXX	XXX	XXX	0	0	0	0	0
8. 2003	XXX	XXX	XXX	XXX	XXX	XXX	0	0	0	0
9. 2004	XXX	XXX	XXX	XXX	XXX	XXX	XXX	0	0	0
10. 2005	XXX	XXX	XXX	XXX	XXX	XXX	XXX	XXX	0	0
11. 2006	XXX	XXX	XXX	XXX	XXX	XXX	XXX	XXX	XXX	0

NONE

SCHEDULE P - PART 4D - WORKERS' COMPENSATION

1. Prior	0	0	0	0	0	0	0	0	0	0
2. 1997	0	0	0	0	0	0	0	0	0	0
3. 1998	XXX	0	0	0	0	0	0	0	0	0
4. 1999	XXX	XXX	0	0	0	0	0	0	0	0
5. 2000	XXX	XXX	XXX	0	0	0	0	0	0	0
6. 2001	XXX	XXX	XXX	XXX	0	0	0	0	0	0
7. 2002	XXX	XXX	XXX	XXX	XXX	0	0	0	0	0
8. 2003	XXX	XXX	XXX	XXX	XXX	XXX	0	0	0	0
9. 2004	XXX	XXX	XXX	XXX	XXX	XXX	XXX	0	0	0
10. 2005	XXX	XXX	XXX	XXX	XXX	XXX	XXX	XXX	0	0
11. 2006	XXX	XXX	XXX	XXX	XXX	XXX	XXX	XXX	XXX	0

NONE

SCHEDULE P - PART 4E - COMMERCIAL MULTIPLE PERIL

1. Prior	0	0	0	0	0	0	0	0	0	0
2. 1997	0	0	0	0	0	0	0	0	0	0
3. 1998	XXX	0	0	0	0	0	0	0	0	0
4. 1999	XXX	XXX	0	0	0	0	0	0	0	0
5. 2000	XXX	XXX	XXX	0	0	0	0	0	0	0
6. 2001	XXX	XXX	XXX	XXX	0	0	0	0	0	0
7. 2002	XXX	XXX	XXX	XXX	XXX	0	0	0	0	0
8. 2003	XXX	XXX	XXX	XXX	XXX	XXX	0	0	0	0
9. 2004	XXX	XXX	XXX	XXX	XXX	XXX	XXX	0	0	0
10. 2005	XXX	XXX	XXX	XXX	XXX	XXX	XXX	XXX	0	0
11. 2006	XXX	XXX	XXX	XXX	XXX	XXX	XXX	XXX	XXX	0

NONE

AMENDED-2- ANNUAL STATEMENT FOR THE YEAR 2006 OF THE CITIZENS PROPERTY INSURANCE CORPORATION

SCHEDULE P - PART 4F - SECTION 1 - MEDICAL MALPRACTICE - OCCURRENCE

Years in Which Losses Were Incurred	BULK AND IBNR RESERVES ON NET LOSSES AND DEFENSE AND COST CONTAINMENT EXPENSES REPORTED AT YEAR END (\$000 OMITTED)									
	1 1997	2 1998	3 1999	4 2000	5 2001	6 2002	7 2003	8 2004	9 2005	10 2006
1. Prior	0	0	0	0	0	0	0	0	0	0
2. 1997	0	0	0	0	0	0	0	0	0	0
3. 1998	XXX	0	0	0	0	0	0	0	0	0
4. 1999	XXX	XXX	0	0	0	0	0	0	0	0
5. 2000	XXX	XXX	XXX	0	0	0	0	0	0	0
6. 2001	XXX	XXX	XXX	XXX	0	0	0	0	0	0
7. 2002	XXX	XXX	XXX	XXX	XXX	0	0	0	0	0
8. 2003	XXX	XXX	XXX	XXX	XXX	XXX	0	0	0	0
9. 2004	XXX	XXX	XXX	XXX	XXX	XXX	XXX	0	0	0
10. 2005	XXX	XXX	XXX	XXX	XXX	XXX	XXX	XXX	0	0
11. 2006	XXX	XXX	XXX	XXX	XXX	XXX	XXX	XXX	XXX	0

SCHEDULE P - PART 4F - SECTION 2 - MEDICAL MALPRACTICE - CLAIMS-MADE

1. Prior	0	0	0	0	0	0	0	0	0	0
2. 1997	0	0	0	0	0	0	0	0	0	0
3. 1998	XXX	0	0	0	0	0	0	0	0	0
4. 1999	XXX	XXX	0	0	0	0	0	0	0	0
5. 2000	XXX	XXX	XXX	0	0	0	0	0	0	0
6. 2001	XXX	XXX	XXX	XXX	0	0	0	0	0	0
7. 2002	XXX	XXX	XXX	XXX	XXX	0	0	0	0	0
8. 2003	XXX	XXX	XXX	XXX	XXX	XXX	0	0	0	0
9. 2004	XXX	XXX	XXX	XXX	XXX	XXX	XXX	0	0	0
10. 2005	XXX	XXX	XXX	XXX	XXX	XXX	XXX	XXX	0	0
11. 2006	XXX	XXX	XXX	XXX	XXX	XXX	XXX	XXX	XXX	0

**SCHEDULE P - PART 4G - SPECIAL LIABILITY
(OCEAN MARINE, AIRCRAFT (ALL PERILS), BOILER AND MACHINERY)**

1. Prior	0	0	0	0	0	0	0	0	0	0
2. 1997	0	0	0	0	0	0	0	0	0	0
3. 1998	XXX	0	0	0	0	0	0	0	0	0
4. 1999	XXX	XXX	0	0	0	0	0	0	0	0
5. 2000	XXX	XXX	XXX	0	0	0	0	0	0	0
6. 2001	XXX	XXX	XXX	XXX	0	0	0	0	0	0
7. 2002	XXX	XXX	XXX	XXX	XXX	0	0	0	0	0
8. 2003	XXX	XXX	XXX	XXX	XXX	XXX	0	0	0	0
9. 2004	XXX	XXX	XXX	XXX	XXX	XXX	XXX	0	0	0
10. 2005	XXX	XXX	XXX	XXX	XXX	XXX	XXX	XXX	0	0
11. 2006	XXX	XXX	XXX	XXX	XXX	XXX	XXX	XXX	XXX	0

SCHEDULE P - PART 4H - SECTION 1 - OTHER LIABILITY - OCCURRENCE

1. Prior	0	0	0	0	0	0	0	0	0	0
2. 1997	0	0	0	0	0	0	0	0	0	0
3. 1998	XXX	0	0	0	0	0	0	0	0	0
4. 1999	XXX	XXX	0	0	0	0	0	0	0	0
5. 2000	XXX	XXX	XXX	0	0	0	0	0	0	0
6. 2001	XXX	XXX	XXX	XXX	0	0	0	0	0	0
7. 2002	XXX	XXX	XXX	XXX	XXX	0	0	0	0	0
8. 2003	XXX	XXX	XXX	XXX	XXX	XXX	0	0	0	0
9. 2004	XXX	XXX	XXX	XXX	XXX	XXX	XXX	0	0	0
10. 2005	XXX	XXX	XXX	XXX	XXX	XXX	XXX	XXX	0	0
11. 2006	XXX	XXX	XXX	XXX	XXX	XXX	XXX	XXX	XXX	0

SCHEDULE P - PART 4H - SECTION 2 - OTHER LIABILITY - CLAIMS-MADE

1. Prior	0	0	0	0	0	0	0	0	0	0
2. 1997	0	0	0	0	0	0	0	0	0	0
3. 1998	XXX	0	0	0	0	0	0	0	0	0
4. 1999	XXX	XXX	0	0	0	0	0	0	0	0
5. 2000	XXX	XXX	XXX	0	0	0	0	0	0	0
6. 2001	XXX	XXX	XXX	XXX	0	0	0	0	0	0
7. 2002	XXX	XXX	XXX	XXX	XXX	0	0	0	0	0
8. 2003	XXX	XXX	XXX	XXX	XXX	XXX	0	0	0	0
9. 2004	XXX	XXX	XXX	XXX	XXX	XXX	XXX	0	0	0
10. 2005	XXX	XXX	XXX	XXX	XXX	XXX	XXX	XXX	0	0
11. 2006	XXX	XXX	XXX	XXX	XXX	XXX	XXX	XXX	XXX	0

AMENDED-2- ANNUAL STATEMENT FOR THE YEAR 2006 OF THE CITIZENS PROPERTY INSURANCE CORPORATION

**SCHEDULE P - PART 4I - SPECIAL PROPERTY
(FIRE, ALLIED LINES, INLAND MARINE, EARTHQUAKE, BURGLARY AND THEFT)**

Years in Which Losses Were Incurred	BULK AND IBNR RESERVES ON NET LOSSES AND DEFENSE AND COST CONTAINMENT EXPENSES REPORTED AT YEAR END (\$000 OMITTED)									
	1 1997	2 1998	3 1999	4 2000	5 2001	5 2002	7 2003	8 2004	9 2005	10 2006
1. Prior	XXX	XXX	XXX	XXX	XXX	XXX	XXX	273,108	104,159	128,099
2. 2005	XXX	XXX	XXX	XXX	XXX	XXX	XXX	XXX	664,610	39,034
3. 2006	XXX	XXX	XXX	XXX	XXX	XXX	XXX	XXX	XXX	33,144

SCHEDULE P - PART 4J - AUTO PHYSICAL DAMAGE

1. Prior	XXX	XXX	XXX	XXX	XXX	XXX	XXX	0	0	0
2. 2005	XXX	XXX	XXX	XXX	XXX	XXX	XXX	XXX	0	0
3. 2006	XXX	XXX	XXX	XXX	XXX	XXX	XXX	XXX	XXX	0

SCHEDULE P - PART 4K - FIDELITY/SURETY

1. Prior	XXX	XXX	XXX	XXX	XXX	XXX	XXX	0	0	0
2. 2005	XXX	XXX	XXX	XXX	XXX	XXX	XXX	XXX	0	0
3. 2006	XXX	XXX	XXX	XXX	XXX	XXX	XXX	XXX	XXX	0

SCHEDULE P - PART 4L - OTHER (INCLUDING CREDIT, ACCIDENT AND HEALTH)

1. Prior	XXX	XXX	XXX	XXX	XXX	XXX	XXX	0	0	0
2. 2005	XXX	XXX	XXX	XXX	XXX	XXX	XXX	XXX	0	0
3. 2006	XXX	XXX	XXX	XXX	XXX	XXX	XXX	XXX	XXX	0

SCHEDULE P - PART 4M - INTERNATIONAL

1. Prior	0	0	0	0	0	0	0	0	0	0
2. 1997	0	0	0	0	0	0	0	0	0	0
3. 1998	XXX	0	0	0	0	0	0	0	0	0
4. 1999	XXX	XXX	0	0	0	0	0	0	0	0
5. 2000	XXX	XXX	XXX	0	0	0	0	0	0	0
6. 2001	XXX	XXX	XXX	XXX	0	0	0	0	0	0
7. 2002	XXX	XXX	XXX	XXX	XXX	0	0	0	0	0
8. 2003	XXX	XXX	XXX	XXX	XXX	XXX	0	0	0	0
9. 2004	XXX	XXX	XXX	XXX	XXX	XXX	XXX	0	0	0
10. 2005	XXX	XXX	XXX	XXX	XXX	XXX	XXX	XXX	0	0
11. 2006	XXX	XXX	XXX	XXX	XXX	XXX	XXX	XXX	XXX	0

Schedule P - Part 4N

NONE

Schedule P - Part 4O

NONE

Schedule P - Part 4P

NONE

Schedule P - Part 4R - Prod Liab Occur

NONE

Schedule P - Part 4R - Prod Liab Claims

NONE

Schedule P - Part 4S

NONE

AMENDED-2- ANNUAL STATEMENT FOR THE YEAR 2006 OF THE CITIZENS PROPERTY INSURANCE CORPORATION

SCHEDULE P - PART 5A - HOMEOWNERS/FARMOWNERS

SECTION 1

Years in Which Premiums Were Earned and Losses Were Incurred	CUMULATIVE NUMBER OF CLAIMS CLOSED WITH LOSS PAYMENT DIRECT AND ASSUMED AT YEAR END									
	1	2	3	4	5	6	7	8	9	10
	1997	1998	1999	2000	2001	2002	2003	2004	2005	2006
1. Prior	9,162	971	533	249	158	84	78	47	29	40
2. 1997	21,990	27,053	27,484	27,666	27,753	27,813	27,875	27,892	27,899	27,905
3. 1998	XXX	17,540	20,627	20,983	21,085	21,175	21,281	21,295	21,301	21,302
4. 1999	XXX	XXX	6,928	9,205	9,364	9,418	9,485	9,504	9,515	9,524
5. 2000	XXX	XXX	XXX	2,584	3,308	3,350	3,376	3,382	3,384	3,390
6. 2001	XXX	XXX	XXX	XXX	2,850	4,060	4,166	4,217	4,232	4,244
7. 2002	XXX	XXX	XXX	XXX	XXX	5,112	7,323	10,117	7,442	7,494
8. 2003	XXX	XXX	XXX	XXX	XXX	XXX	10,000	23,018	13,422	13,646
9. 2004	XXX	XXX	XXX	XXX	XXX	XXX	XXX	29,432	38,061	44,007
10. 2005	XXX	XXX	XXX	XXX	XXX	XXX	XXX	XXX	26,301	52,594
11. 2006	XXX	XXX	XXX	XXX	XXX	XXX	XXX	XXX	XXX	8,276

SECTION 2

Years in Which Premiums Were Earned and Losses Were Incurred	NUMBER OF CLAIMS OUTSTANDING DIRECT AND ASSUMED AT YEAR END									
	1	2	3	4	5	6	7	8	9	10
	1997	1998	1999	2000	2001	2002	2003	2004	2005	2006
1. Prior	1,967	1,099	348	221	90	57	20	13	6	6
2. 1997	5,063	660	319	206	114	58	13	5	5	1
3. 1998	XXX	3,524	596	325	151	128	26	13	10	7
4. 1999	XXX	XXX	2,710	338	126	89	31	19	16	12
5. 2000	XXX	XXX	XXX	925	89	50	23	15	14	5
6. 2001	XXX	XXX	XXX	XXX	1,281	196	83	39	29	16
7. 2002	XXX	XXX	XXX	XXX	XXX	2,207	442	105	86	50
8. 2003	XXX	XXX	XXX	XXX	XXX	XXX	3,249	355	247	147
9. 2004	XXX	XXX	XXX	XXX	XXX	XXX	XXX	5,807	1,519	552
10. 2005	XXX	XXX	XXX	XXX	XXX	XXX	XXX	XXX	21,908	1,318
11. 2006	XXX	XXX	XXX	XXX	XXX	XXX	XXX	XXX	XXX	2,889

SECTION 3

Years in Which Premiums Were Earned and Losses Were Incurred	CUMULATIVE NUMBER OF CLAIMS REPORTED DIRECT AND ASSUMED AT YEAR END									
	1	2	3	4	5	6	7	8	9	10
	1997	1998	1999	2000	2001	2002	2003	2004	2005	2006
1. Prior	6,095	942	505	257	197	85	62	44	22	43
2. 1997	37,544	40,769	41,239	41,470	41,586	41,628	41,669	41,680	41,687	41,689
3. 1998	XXX	29,475	31,391	31,812	31,883	31,993	32,014	32,022	32,025	32,025
4. 1999	XXX	XXX	16,678	18,400	18,551	18,610	18,654	18,669	18,677	18,686
5. 2000	XXX	XXX	XXX	6,063	6,530	6,564	6,584	6,591	6,592	6,593
6. 2001	XXX	XXX	XXX	XXX	6,525	7,348	7,426	7,458	7,467	7,471
7. 2002	XXX	XXX	XXX	XXX	XXX	9,988	11,435	14,767	11,120	11,147
8. 2003	XXX	XXX	XXX	XXX	XXX	XXX	16,089	29,865	17,405	17,588
9. 2004	XXX	XXX	XXX	XXX	XXX	XXX	XXX	48,662	51,634	57,744
10. 2005	XXX	XXX	XXX	XXX	XXX	XXX	XXX	XXX	56,674	66,709
11. 2006	XXX	XXX	XXX	XXX	XXX	XXX	XXX	XXX	XXX	14,527

Schedule P - Part 5B- SN1

NONE

Schedule P - Part 5B- SN2

NONE

Schedule P - Part 5B- SN3

NONE

Schedule P - Part 5C- SN1

NONE

Schedule P - Part 5C- SN2

NONE

Schedule P - Part 5C- SN3

NONE

Schedule P - Part 5D- SN1

NONE

Schedule P - Part 5D- SN2

NONE

Schedule P - Part 5D- SN3

NONE

Schedule P - Part 5E- SN1

NONE

Schedule P - Part 5E- SN2

NONE

Schedule P - Part 5E- SN3

NONE

Schedule P - Part 5F- SN1A

NONE

Schedule P - Part 5F- SN2A

NONE

Schedule P - Part 5F- SN3A

NONE

Schedule P - Part 5F- SN1B

NONE

Schedule P - Part 5F- SN2B

NONE

Schedule P - Part 5F- SN3B

NONE

Schedule P - Part 5H- SN1A

NONE

Schedule P - Part 5H- SN2A

NONE

Schedule P - Part 5H- SN3A

NONE

Schedule P - Part 5H- SN1B

NONE

Schedule P - Part 5H- SN2B

NONE

Schedule P - Part 5H- SN3B

NONE

Schedule P - Part 5R- SN1A

NONE

Schedule P - Part 5R- SN2A

NONE

Schedule P - Part 5R- SN3A

NONE

Schedule P - Part 5R- SN1B

NONE

Schedule P - Part 5R- SN2B

NONE

Schedule P - Part 5R- SN3B

NONE

Schedule P - Part 6C - SN1

NONE

Schedule P - Part 6C - SN2

NONE

Schedule P - Part 6D - SN1

NONE

Schedule P - Part 6D - SN2

NONE

Schedule P - Part 6E - SN1

NONE

Schedule P - Part 6E - SN2

NONE

Schedule P - Part 6H - SN1A

NONE

Schedule P - Part 6H - SN2A

NONE

Schedule P - Part 6H - SN1B

NONE

Schedule P - Part 6H - SN2B

NONE

Schedule P - Part 6M - SN1

NONE

Schedule P - Part 6M - SN2

NONE

Schedule P - Part 6N - SN1

NONE

Schedule P - Part 6N - SN2

NONE

Schedule P - Part 6O - SN1

NONE

Schedule P - Part 6O - SN2

NONE

Schedule P - Part 6R - SN1A

NONE

Schedule P - Part 6R - SN2A

NONE

Schedule P - Part 6R - SN1B

NONE

Schedule P - Part 6R - SN2B

NONE

AMENDED-2- ANNUAL STATEMENT FOR THE YEAR 2006 OF THE CITIZENS PROPERTY INSURANCE CORPORATION

**SCHEDULE P - PART 7A - PRIMARY LOSS SENSITIVE CONTRACTS
(\$000 OMITTED)**

SECTION 1

Schedule P - Part 1	1 Total Net Losses and Expenses Unpaid	2 Net Losses and Expenses Unpaid on Loss Sensitive Contracts	3 Loss Sensitive as Percentage of Total	4 Total Net Premiums Written	5 Net Premiums Written on Loss Sensitive Contracts	6 Loss Sensitive as Percentage of Total
1. Homeowners/Farmowners	177,365		0.0	1,182,881		0.0
2. Private Passenger Auto Liability/Medical	0		0.0	0		0.0
3. Commercial Auto/Truck Liability/Medical	0		0.0	0		0.0
4. Workers' Compensation	0		0.0	0		0.0
5. Commercial Multiple Peril	0		0.0	0		0.0
6. Medical Malpractice - Occurrence	0		0.0	0		0.0
7. Medical Malpractice - Claims-Made	0		0.0	0		0.0
8. Special Liability	0		0.0	0		0.0
9. Other Liability - Occurrence	0		0.0	0		0.0
10. Other Liability - Claims-Made	0		0.0	0		0.0
11. Special Property	410,241		0.0	1,767,788		0.0
12. Auto Physical Damage	0		0.0	0		0.0
13. Fidelity/Surety	0		0.0	0		0.0
14. Other	0		0.0	0		0.0
15. International	0		0.0	0		0.0
16. Reinsurance - Nonproportional Assumed Property	XXX	XXX	XXX	XXX	XXX	XXX
17. Reinsurance - Nonproportional Assumed Liability	XXX	XXX	XXX	XXX	XXX	XXX
18. Reinsurance - Nonproportional Assumed Financial Lines	XXX	XXX	XXX	XXX	XXX	XXX
19. Products Liability - Occurrence	0		0.0	0		0.0
20. Products Liability - Claims-Made	0		0.0	0		0.0
21. Financial Guaranty/Mortgage Guaranty	0		0.0	0		0.0
22. Totals	587,606	0	0.0	2,950,669	0	0.0

SECTION 2

Years in Which Policies Were Issued	INCURRED LOSSES AND DEFENSE AND COST CONTAINMENT EXPENSES REPORTED AT YEAR END (\$000 OMITTED)									
	1 1997	2 1998	3 1999	4 2000	5 2001	6 2002	7 2003	8 2004	9 2005	10 2006
1. Prior	0	0	0	0	0	0	0	0	0	0
2. 1997	0	0	0	0	0	0	0	0	0	0
3. 1998	XXX	0	0	0	0	0	0	0	0	0
4. 1999	XXX	XXX	0	0	0	0	0	0	0	0
5. 2000	XXX	XXX	XXX	0	0	0	0	0	0	0
6. 2001	XXX	XXX	XXX	XXX	0	0	0	0	0	0
7. 2002	XXX	XXX	XXX	XXX	XXX	0	0	0	0	0
8. 2003	XXX	XXX	XXX	XXX	XXX	XXX	0	0	0	0
9. 2004	XXX	XXX	XXX	XXX	XXX	XXX	XXX	0	0	0
10. 2005	XXX	XXX	XXX	XXX	XXX	XXX	XXX	XXX	0	0
11. 2006	XXX	XXX	XXX	XXX	XXX	XXX	XXX	XXX	XXX	0

SECTION 3

Years in Which Policies Were Issued	BULK AND INCURRED BUT NOT REPORTED RESERVES FOR LOSSES AND DEFENSE AND COST CONTAINMENT EXPENSES AT YEAR END (\$000 OMITTED)									
	1 1997	2 1998	3 1999	4 2000	5 2001	6 2002	7 2003	8 2004	9 2005	10 2006
1. Prior	0	0	0	0	0	0	0	0	0	0
2. 1997	0	0	0	0	0	0	0	0	0	0
3. 1998	XXX	0	0	0	0	0	0	0	0	0
4. 1999	XXX	XXX	0	0	0	0	0	0	0	0
5. 2000	XXX	XXX	XXX	0	0	0	0	0	0	0
6. 2001	XXX	XXX	XXX	XXX	0	0	0	0	0	0
7. 2002	XXX	XXX	XXX	XXX	XXX	0	0	0	0	0
8. 2003	XXX	XXX	XXX	XXX	XXX	XXX	0	0	0	0
9. 2004	XXX	XXX	XXX	XXX	XXX	XXX	XXX	0	0	0
10. 2005	XXX	XXX	XXX	XXX	XXX	XXX	XXX	XXX	0	0
11. 2006	XXX	XXX	XXX	XXX	XXX	XXX	XXX	XXX	XXX	0

Schedule P - Part 7A - Section 4

NONE

Schedule P - Part 7A - Section 5

NONE

Schedule P - Part 7B - Section 1

NONE

Schedule P - Part 7B - Section 2

NONE

Schedule P - Part 7B - Section 3

NONE

Schedule P - Part 7B - Section 4

NONE

Schedule P - Part 7B - Section 5

NONE

Schedule P - Part 7B - Section 6

NONE

Schedule P - Part 7B - Section 7

NONE

AMENDED-2- ANNUAL STATEMENT FOR THE YEAR 2006 OF THE CITIZENS PROPERTY INSURANCE CORPORATION

SCHEDULE P INTERROGATORIES

1. What is the extended loss and expense reserve - direct and assumed - for the following classes? An example of an extended loss and expense reserve is the actuarial reserve for the free-tail coverage arising upon death, disability or retirement in most medical malpractice policies. Such a liability is to be reported here even if it was not reported elsewhere in Schedule P, but otherwise reported as a liability item on Page 3. Show the full reserve amount, not just the change during the current year.

Years in which premiums were earned and losses were incurred		1 Medical Malpractice	2 Other Liability	3 Products Liability
1.01	Prior			
1.02	1997			
1.03	1998			
1.04	1999			
1.05	2000			
1.06	2001			
1.07	2002			
1.08	2003			
1.09	2004			
1.10	2005			
1.11	2006			
1.12	Totals	0	0	0

2. The definition of allocated loss adjustment expenses (ALAE) and, therefore, unallocated loss adjustment expenses (ULAE) was changed effective January 1, 1998. This change in definition applies to both paid and unpaid expenses. Are these expenses (now reported as "Defense and Cost Containment" and "Adjusting and Other") reported in compliance with these definitions in this statement? Yes [X] No []

3. The Adjusting and Other expense payments and reserves should be allocated to the years in which the losses were incurred based on the number of claims reported, closed and outstanding in those years. When allocating Adjusting and Other expense between companies in a group or a pool, the Adjusting and Other expense should be allocated in the same percentage used for the loss amounts and the claim counts. For reinsurers, Adjusting and Other expense assumed should be reported according to the reinsurance contract. For Adjusting and Other expense incurred by reinsurers, or in those situations where suitable claim count information is not available, Adjusting and Other expense should be allocated by a reasonable method determined by the company and described in Interrogatory 7, below. Are they so reported in this Statement? Answer: Yes [X] No []

4. Do any lines in Schedule P include reserves that are reported gross of any discount to present value of future payments, and that are reported net of such discounts on Page 10? Yes [] No [X]

If Yes, proper disclosure must be made in the Notes to Financial Statements, as specified in the Instructions. Also, the discounts must be reported in Schedule P - Part 1, Columns 32 and 33.

Schedule P must be completed gross of non-tabular discounting. Work papers relating to discount calculations must be available for examination upon request.

Discounting is allowed only if expressly permitted by the state insurance department to which this Annual Statement is being filed.

5. What were the net premiums in force at the end of the year for:
(in thousands of dollars)

5.1 Fidelity

5.2 Surety

6. Claim count information is reported per claim or per claimant (Indicate which).....CLAIM
If not the same in all years, explain in Interrogatory 7.

7.1 The information provided in Schedule P will be used by many persons to estimate the adequacy of the current loss and expense reserves, among other things. Are there any especially significant events, coverage, retention or accounting changes that have occurred that must be considered when making such analyses? Yes [] No [X]

7.2 An extended statement may be attached.
.....

AMENDED-2- ANNUAL STATEMENT FOR THE YEAR 2006 OF THE CITIZENS PROPERTY INSURANCE CORPORATION

SCHEDULE T - EXHIBIT OF PREMIUMS WRITTEN

Allocated by States and Territories

States, etc.	1 Is Insurer Licensed? (Yes or No)	Gross Premiums, Including Policy and Membership Fees Less Return Premiums and Premiums on Policies Not Taken		4 Dividends Paid or Credited to Policyholders on Direct Business	5 Direct Losses Paid (Deducting Salvage)	6 Direct Losses Incurred	7 Direct Losses Unpaid	8 Finance and Service Charges Not Included in Premiums	9 Direct Premium Written for Federal Purchasing Groups (Included in Col. 2)
		2 Direct Premiums Written	3 Direct Premiums Earned						
1. Alabama	AL	0	0	0	0	0	0	0	0
2. Alaska	AK	0	0	0	0	0	0	0	0
3. Arizona	AZ	0	0	0	0	0	0	0	0
4. Arkansas	AR	0	0	0	0	0	0	0	0
5. California	CA	0	0	0	0	0	0	0	0
6. Colorado	CO	0	0	0	0	0	0	0	0
7. Connecticut	CT	0	0	0	0	0	0	0	0
8. Delaware	DE	0	0	0	0	0	0	0	0
9. District of Columbia	DC	0	0	0	0	0	0	0	0
10. Florida	FL	3,400,399,570	2,550,062,464	0	1,943,666,049	324,889,570	655,806,705	580,330	0
11. Georgia	GA	0	0	0	0	0	0	0	0
12. Hawaii	HI	0	0	0	0	0	0	0	0
13. Idaho	ID	0	0	0	0	0	0	0	0
14. Illinois	IL	0	0	0	0	0	0	0	0
15. Indiana	IN	0	0	0	0	0	0	0	0
16. Iowa	IA	0	0	0	0	0	0	0	0
17. Kansas	KS	0	0	0	0	0	0	0	0
18. Kentucky	KY	0	0	0	0	0	0	0	0
19. Louisiana	LA	0	0	0	0	0	0	0	0
20. Maine	ME	0	0	0	0	0	0	0	0
21. Maryland	MD	0	0	0	0	0	0	0	0
22. Massachusetts	MA	0	0	0	0	0	0	0	0
23. Michigan	MI	0	0	0	0	0	0	0	0
24. Minnesota	MN	0	0	0	0	0	0	0	0
25. Mississippi	MS	0	0	0	0	0	0	0	0
26. Missouri	MO	0	0	0	0	0	0	0	0
27. Montana	MT	0	0	0	0	0	0	0	0
28. Nebraska	NE	0	0	0	0	0	0	0	0
29. Nevada	NV	0	0	0	0	0	0	0	0
30. New Hampshire	NH	0	0	0	0	0	0	0	0
31. New Jersey	NJ	0	0	0	0	0	0	0	0
32. New Mexico	NM	0	0	0	0	0	0	0	0
33. New York	NY	0	0	0	0	0	0	0	0
34. North Carolina	NC	0	0	0	0	0	0	0	0
35. North Dakota	ND	0	0	0	0	0	0	0	0
36. Ohio	OH	0	0	0	0	0	0	0	0
37. Oklahoma	OK	0	0	0	0	0	0	0	0
38. Oregon	OR	0	0	0	0	0	0	0	0
39. Pennsylvania	PA	0	0	0	0	0	0	0	0
40. Rhode Island	RI	0	0	0	0	0	0	0	0
41. South Carolina	SC	0	0	0	0	0	0	0	0
42. South Dakota	SD	0	0	0	0	0	0	0	0
43. Tennessee	TN	0	0	0	0	0	0	0	0
44. Texas	TX	0	0	0	0	0	0	0	0
45. Utah	UT	0	0	0	0	0	0	0	0
46. Vermont	VT	0	0	0	0	0	0	0	0
47. Virginia	VA	0	0	0	0	0	0	0	0
48. Washington	WA	0	0	0	0	0	0	0	0
49. West Virginia	WV	0	0	0	0	0	0	0	0
50. Wisconsin	WI	0	0	0	0	0	0	0	0
51. Wyoming	WY	0	0	0	0	0	0	0	0
52. American Samoa	AS	0	0	0	0	0	0	0	0
53. Guam	GU	0	0	0	0	0	0	0	0
54. Puerto Rico	PR	0	0	0	0	0	0	0	0
55. U.S. Virgin Islands	VI	0	0	0	0	0	0	0	0
56. Northern Mariana Islands	MP	0	0	0	0	0	0	0	0
57. Canada	CN	0	0	0	0	0	0	0	0
58. Aggregate other alien	OT	XXX	0	0	0	0	0	0	0
59. Totals	(a) 0	3,400,399,570	2,550,062,464	0	1,943,666,049	324,889,570	655,806,705	580,330	0
DETAILS OF WRITE-INS									
5801.	XXX								
5802.	XXX								
5803.	XXX								
5898. Summary of remaining write-ins for Line 58 from overflow page.	XXX	0	0	0	0	0	0	0	0
5899. Totals (Lines 5801 through 5803 + 5898) (Line 58 above)	XXX	0	0	0	0	0	0	0	0

(a) Insert the number of yes responses except for Canada and Other Alien.

Explanation of basis of allocation of premiums by states, etc.

Schedule T - Part 2

NONE

Schedule Y - Part 1

NONE

Schedule Y - Part 2

NONE

AMENDED-2- ANNUAL STATEMENT FOR THE YEAR 2006 OF THE CITIZENS PROPERTY INSURANCE CORPORATION

SUPPLEMENTAL EXHIBITS AND SCHEDULES INTERROGATORIES

The following supplemental reports are required to be filed as part of your statement filing unless specifically waived by the domiciliary state. However, in the event that your domiciliary state waives the filing requirement, your response of **WAIVED** to the specific interrogatory will be accepted in lieu of filing a "NONE" report and a bar code will be printed below. If the supplement is required of your company but is not being filed for whatever reason enter **SEE EXPLANATION** and provide an explanation following the interrogatory questions.

MARCH FILING	RESPONSES
1. Will an actuarial opinion be filed by March 1?YES.....
2. Will the Supplemental Compensation Exhibit be filed with the state of domicile by March 1?YES.....
3. Will the Risk-based Capital Report be filed with the NAIC by March 1?WAIVED.....
4. Will the Risk-based Capital Report be filed with the state of domicile, if required, by March 1?WAIVED.....
5. Will the Reinsurance Attestation Supplement be filed with the state of domicile and the NAIC by March 1?WAIVED.....

APRIL FILING	
6. Will the Insurance Expense Exhibit be filed with the state of domicile and the NAIC by April 1?YES.....
7. Will Management's Discussion and Analysis be filed by April 1?YES.....
8. Will the Supplemental Investment Risk Interrogatories be filed by April 1?WAIVED.....

MAY FILING	
9. Will this company be included in a combined annual statement which is filed with the NAIC by May 1?WAIVED.....

JUNE FILING	
10. Will an audited financial report be filed by June 1?YES.....

The following supplemental reports are required to be filed as part of your statement filing. However, in the event that your company does not transact the type of business for which the special report must be filed, your response of **NO** to the specific interrogatory will be accepted in lieu of filing a "NONE" report and a bar code will be printed below. If the supplement is required of your company but is not being filed for whatever reason enter **SEE EXPLANATION** and provide an explanation following the interrogatory questions.

MARCH FILING	
11. Will Schedule SIS (Stockholder Information Supplement) be filed with the state of domicile by March 1?NO.....
12. Will the Financial Guaranty Insurance Exhibit be filed March 1?NO.....
13. Will the Medicare Supplement Insurance Experience Exhibit be filed with the state of domicile and the NAIC by March 1?NO.....
14. Will Supplement A to Schedule T (Medical Malpractice Supplement) be filed by March 1?NO.....
15. Will the Trusteed Surplus Statement be filed with the state of domicile and the NAIC by March 1?NO.....
16. Will the Premiums Attributed to Protected Cells Exhibit be filed by March 1?NO.....
17. Will the Reinsurance Summary Supplemental Filing for General Interrogatory 9 be filed with the state of domicile and the NAIC by March 1?NO.....
18. Will the Medicare Part D Coverage Supplement be filed with the state of domicile and the NAIC by March 1?NO.....
19. Will the Actuarial Opinion Summary be filed with the state of domicile, if required by March 15 (or the date otherwise specified)?YES.....

APRIL FILING	
20. Will the Credit Insurance Experience Exhibit be filed with the state of domicile and the NAIC by April 1?NO.....
21. Will the Long-term Care Experience Reporting Forms be filed with the state of domicile and the NAIC by April 1?NO.....
22. Will the Accident and Health Policy Experience Exhibit be filed by April 1?NO.....

















Explanation:

- 11.
- 12.
- 13.
- 14.

SUPPLEMENTAL EXHIBITS AND SCHEDULES INTERROGATORIES

- 15.
- 16.
- 17.
- 18.
- 20.
- 21.
- 22.

Bar Code:

3.	 1 0 0 6 4 2 0 0 6 3 9 0 0 0 0 0
4.	 1 0 0 6 4 2 0 0 6 3 9 0 0 0 0 0
5.	 1 0 0 6 4 2 0 0 6 4 0 0 0 0 0 0
8.	 1 0 0 6 4 2 0 0 6 2 8 5 0 0 0 0
9.	 1 0 0 6 4 2 0 0 6 2 0 1 0 0 0 0
11.	 1 0 0 6 4 2 0 0 6 4 2 0 0 0 0 0
12.	 1 0 0 6 4 2 0 0 6 2 4 0 0 0 0 0
13.	 1 0 0 6 4 2 0 0 6 3 6 0 5 9 0 0
14.	 1 0 0 6 4 2 0 0 6 4 5 0 0 0 0 0
15.	 1 0 0 6 4 2 0 0 6 4 9 0 0 0 0 0
16.	 1 0 0 6 4 2 0 0 6 3 8 5 0 0 0 0
17.	 1 0 0 6 4 2 0 0 6 4 0 1 0 0 0 0
18.	 1 0 0 6 4 2 0 0 6 3 6 5 5 9 0 0
20.	 1 0 0 6 4 2 0 0 6 2 3 0 5 9 0 0
21.	 1 0 0 6 4 2 0 0 6 3 3 0 5 9 0 0
22.	 1 0 0 6 4 2 0 0 6 2 1 0 0 0 0 0

AMENDED-2- ANNUAL STATEMENT FOR THE YEAR 2006 OF THE CITIZENS PROPERTY INSURANCE CORPORATION

OVERFLOW PAGE FOR WRITE-INS

P004 Additional Aggregate Lines for Page 4 Line 14.
 *STMTINCOME - Statement of Income

	1 Current Year	2 Prior Year
1404. OTHER INCOME/ (EXPENSE).....	(197,429)	(60,650)
1405. ASSESSMENT INCOME.....	1,765,581,428	515,513,982
1497. Summary of remaining write-ins for Line 14 from page 4	1,765,383,999	515,453,332

P011 Additional Aggregate Lines for Page 11 Line 24.
 *EXEXP - Underwriting and Investment - Part 3 - Expenses

	1 Loss Adjustment Expenses	2 Other Underwriting Expenses	3 Investment Expenses	4 Total
2404. FMAP FUNDING.....		(307,123)		(307,123)
2497. Summary of remaining write-ins for Line 24 from page 11	0	(307,123)	0	(307,123)

Schedule A - Part 1

NONE

Schedule A - Part 2

NONE

Schedule A - Part 3

NONE

Schedule B - Part 1

NONE

Schedule B - Part 2

NONE

Schedule BA - Part 1

NONE

Schedule BA - Part 2

NONE

AMENDED-2- ANNUAL STATEMENT FOR THE YEAR 2006 OF THE CITIZENS PROPERTY INSURANCE CORPORATION

SCHEDULE D - PART 1

Showing all Long-Term BONDS Owned December 31 of Current Year

1	2	Codes			6	7	Fair Value		10	11	Change in Book Adjusted Carrying Value				Interest				Dates		
		3	4	5			8	9			12	13	14	15	16	17	18	19	20	21	22
CUSIP Identification	Description	*	F o r e i g n	Bond CHAR	NAIC Designation	Actual Cost	Rate Used to Obtain Fair Value	Fair Value	Par Value	Book/Adjusted Carrying Value	Unrealized Valuation Increase/ (Decrease)	Current Year's (Amortization)/ Accretion	Current Year's Other Than Temporary Impairment Recognized	Total Foreign Exchange Change in B./A.C.V.	Rate of	Effective Rate of	How Paid	Admitted Amount Due & Accrued	Gross Amt. Rec. During Year	Acquired	Maturity
31331V-ZC-3	FEDERAL FARM CR BKS CONS				1	1,009,090	101.0630	1,010,630	1,000,000	1,008,337	0	(753)	0	0	5.320	5.111	MN	7,389	26,600	08/31/2006	05/11/2010
3133MX-JN-0	FEDERAL HOME LN BKS				1	972,020	97.4690	974,690	1,000,000	974,020	0	2,000	0	0	4.200	5.141	AO	10,500	21,000	09/22/2006	04/01/2010
3133XB-EE-1	FEDERAL HOME LN BKS				1	3,155,103	99.1250	3,122,438	3,150,000	3,150,000	0	(1,415)	0	0	4.430	4.479	AO	32,561	139,545	04/14/2005	04/07/2008
3133XF-N6-9	FEDERAL HOME LN BKS				1	3,996,377	100.0310	4,001,240	4,000,000	3,997,477	0	1,100	0	0	5.125	5.237	AD	7,403	76,875	12/26/2006	06/18/2008
3133XG-3V-4	FEDERAL HOME LN BKS				1	5,000,000	100.0310	5,001,550	5,000,000	5,000,000	0	0	0	0	5.750	5.833	JJ	130,972	0	07/17/2006	01/17/2008
3133XG-7G-3	FEDERAL HOME LN BKS				1	15,000,000	100.0000	15,000,000	15,000,000	15,000,000	0	0	0	0	5.520	5.596	JJ	388,700	0	07/06/2006	01/12/2007
3133XG-NJ-9	FEDERAL HOME LN BKS				1	5,409,655	100.1560	5,408,424	5,400,000	5,409,628	0	(28)	0	0	5.000	4.990	MS	77,250	0	12/28/2006	09/18/2009
3133XG-X7-4	FEDERAL HOME LN BKS				1	84,960,023	99.9990	84,999,150	85,000,000	84,965,268	0	5,246	0	0	5.175	5.336	MON	207,719	764,198	12/19/2006	03/14/2008
3133XH-2E-1	FEDERAL HOME LN BKS				1	11,700,000	100.0000	11,700,000	11,700,000	11,700,000	0	0	0	0	5.500	5.576	AO	144,788	26,813	10/02/2006	04/10/2008
3133XH-DV-1	FEDERAL HOME LN BKS				1	14,045,347	99.9470	13,992,580	14,000,000	14,040,772	0	(4,576)	0	0	5.210	5.211	JAJO	168,167	0	11/01/2006	10/10/2008
3128X4-GQ-8	FEDERAL HOME LN MTG CORP				1	11,871,720	99.4320	11,931,840	12,000,000	11,940,774	0	69,054	0	0	4.350	5.231	FA	197,200	261,000	03/30/2006	08/15/2007
3133F1-CV-7	FEDERAL HOME LN MTG CORP				1	502,520	96.1280	504,672	525,000	503,722	0	1,203	0	0	4.000	5.192	MON	933	5,250	09/25/2006	03/15/2011
3134A3-M7-8	FEDERAL HOME LN MTG CORP				1	5,203,460	104.1560	5,207,800	5,000,000	5,183,664	0	(19,796)	0	0	6.625	5.220	MS	97,535	99,375	10/25/2006	09/15/2009
3134A4-UW-2	FEDERAL HOME LN MTG CORP				1	955,639	97.4060	949,709	975,000	956,134	0	495	0	0	4.000	4.764	JD	1,733	4,783	12/01/2006	12/15/2009
3128X1-NB-9	FEDERAL HOME LN MTG CORP MTN				1	953,000	95.9750	959,750	1,000,000	957,534	0	4,534	0	0	3.290	5.217	JD	1,371	16,450	09/20/2006	06/16/2009
3128X3-YY-3	FEDERAL HOME LN MTG CORP MTN				1	940,485	98.0790	956,270	975,000	944,867	0	4,382	0	0	4.300	5.605	MS	10,714	20,963	07/24/2006	09/29/2009
31359M-2Q-5	FEDERAL NATL MTG ASSN				1	16,500,000	99.9380	16,489,770	16,500,000	16,500,000	0	0	0	0	5.500	5.576	JD	5,042	0	12/11/2006	12/29/2008
31359M-FG-3	FEDERAL NATL MTG ASSN				1	1,067,153	106.3750	1,063,750	1,000,000	1,066,866	0	(287)	0	0	7.250	4.916	JJ	33,431	0	12/26/2006	01/15/2010
31359M-H4-8	FEDERAL NATL MTG ASSN				1	1,998,660	99.5310	1,990,620	2,000,000	1,998,663	0	3	0	0	5.300	5.389	FA	37,983	0	12/27/2006	02/22/2011
3136F7-F3-6	FEDERAL NATL MTG ASSN MTN				1	10,000,000	100.0000	10,000,000	10,000,000	10,000,000	0	0	0	0	5.500	5.576	JD	7,639	275,000	11/08/2006	06/26/2009
31331Q-JH-1	FFCB				1	727,403	97.8750	734,063	750,000	733,286	0	5,252	0	0	4.300	5.208	MN	3,852	32,250	11/16/2005	11/18/2009
31331Q-K6-3	FFCB				1	958,260	96.2810	962,810	1,000,000	968,284	0	8,433	0	0	3.800	4.885	MN	4,433	38,000	10/21/2005	05/19/2010
31331Q-U2-1	FFCB				1	1,933,750	96.8130	1,936,260	2,000,000	1,973,557	0	17,319	0	0	2.800	3.775	JD	2,333	56,000	08/23/2004	06/16/2008
31331Q-V8-7	FFCB				1	960,368	95.8130	958,130	1,000,000	973,864	0	8,811	0	0	3.350	4.422	MS	8,933	33,500	06/13/2005	09/25/2009
31331S-4H-3	FFCB				1	12,001,692	100.0060	12,000,720	12,000,000	12,000,451	0	(1,241)	0	0	3.755	3.797	MON	37,550	267,208	07/14/2006	03/01/2007
31331S-VJ-9	FFCB				1	999,375	98.6560	986,560	1,000,000	999,561	0	118	0	0	4.800	4.872	MN	7,467	48,000	05/27/2005	05/05/2010
31331S-WY-5	FFCB				1	2,001,980	99.4690	1,989,380	2,000,000	2,000,390	0	(1,004)	0	0	3.900	3.885	MN	9,533	78,000	05/24/2005	05/17/2007
31331T-5E-7	FFCB				1	1,999,375	98.2810	1,965,620	2,000,000	1,999,654	0	121	0	0	4.420	4.476	FA	32,659	66,300	08/16/2004	08/18/2009
31331T-6K-2	FFCB				1	20,016,060	100.0350	20,007,000	20,000,000	20,007,656	0	(8,404)	0	0	5.290	5.360	MON	70,533	449,043	07/21/2006	09/07/2007
31331T-7A-3	FFCB				1	1,366,568	97.8130	1,369,382	1,400,000	1,372,923	0	6,355	0	0	4.480	5.124	MS	18,816	62,720	01/09/2006	09/13/2010
31331T-R4-5	FFCB				1	122,343	98.3750	122,969	125,000	123,358	0	1,015	0	0	3.900	4.937	MN	460	4,875	01/30/2006	05/27/2008
31331T-TH-4	FFCB				1	7,759,447	100.0130	7,751,008	7,750,000	7,757,816	0	(1,631)	0	0	5.286	5.363	MON	21,620	173,291	07/11/2006	02/12/2009
31331T-WR-8	FFCB				1	2,745,787	96.8440	2,760,054	2,850,000	2,763,949	0	3,950	0	0	3.950	5.042	MS	33,147	79,000	09/28/2006	03/15/2010
31331V-5F-9	FFCB				1	9,996,166	100.0050	10,000,500	10,000,000	9,997,349	0	1,183	0	0	5.231	5.438	MJSD	11,624	129,313	09/20/2006	09/24/2008
31331V-B8-8	FFCB				1	9,996,647	100.0100	10,001,000	10,000,000	9,997,639	0	992	0	0	5.220	5.365	MON	42,050	176,596	08/28/2006	06/02/2008
31331V-F6-8	FFCB				1	4,997,809	100.0020	5,000,100	5,000,000	4,998,447	0	638	0	0	5.215	5.365	MON	13,038	87,942	08/28/2006	06/13/2008
31331V-P9-1	FFCB				1	57,074,771	100.0060	57,103,426	57,100,000	57,077,527	0	2,755	0	0	5.180	5.333	MON	106,809	1,255,468	08/28/2006	07/18/2008
31331V-Q2-5	FFCB				1	24,992,724	99.9870	24,996,750	25,000,000	24,994,794	0	2,070	0	0	3.850	3.908	JJ	419,757	334,139	07/13/2006	01/24/2008
31331V-V3-7	FFCB				1	27,997,200	100.0030	28,000,840	28,000,000	28,013,967	0	16,767	0	0	5.219	5.312	MON	121,786	494,741	07/25/2006	08/01/2008
31331V-YA-8	FFCB				1	15,494,425	99.9000	15,484,500	15,500,000	15,492,681	0	(1,743)	0	0	5.180	5.344	MON	6,691	409,632	07/11/2006	04/28/2008
31331V-Z7-4	FFCB				1	24,990,400	99.9780	24,994,500	25,000,000	24,992,164	0	1,764	0	0	5.240	5.365	FMAN	156,472	334,778	08/16/2006	08/18/2008
31339X-3P-7	FHLB				1	922,347	96.4690	930,926	965,000	930,429	0	7,830	0	0	4.000	5.085	MN	3,753	38,600	12/19/2005	11/26/2010
31339X-MB-7	FHLB				1	1,527,920	96.3750	1,542,000	1,600,000	1,539,619	0	11,699	0	0	4.000	5.204	JD	384,178	32,000	01/11/2006	12/30/2010
31339X-OF-4	FHLB				1	2,193,300	99.3440	2,235,240	2,250,000	2,244,485	0	21,761	0	0	2.400	3.429	JD	27,150	27,000	08/04/2004	03/30/2007
31339X-TN-4	FHLB				1	486,719	96.6250	483,125	500,000	493,570	0	2,998	0	0	3.250	3.956	JJ	7,764	16,250	08/27/2004	01/09/2009
31339X-Y7-3	FHLB				1	2,875,625	95.6250	2,868,750	3,000,000	2,916,953	0	30,498	0	0	3.125	4.340	JJ	44,531	93,750	09/13/2005	07/10/2009
31339Y-DK-5	FHLB				1	1,103,197	96.8130	1,098,828	1,135,000	1,121,549	0	8,341	0	0	2.900	3.733	JJ	15,177	32,915	10/01/2004	07/15/2008
31339Y-MH-2	FHLB				1	969,410	96.7500	967,500	1,000,000	977,461	0	5,696	0	0	4.000	4.751	JJ	17,778	40,000	07/27/2005	07/21/2010
31339Y-RN-4	FHLB				1	478,915	96.7500	483,750	500,000	482,843	0	3,928	0	0	4.000	5.124	JJ	8,389	10,000	01/30/2006	07/30/2010
31339Y-TU-6	FHLB				1	971,330	96.8440	968,440	1,000,000	978,832	0	5,319	0	0	4.040	4.745	JJ	17,170	40,400	07/28/2005	07/28/2010
3133MV-GL-1	FHLB				1	882,518	97.9690	891,518	910,000	889,367	0	6,003	0	0	4.375	5.245	FA	16,257	39,813	11/09/2005	02/04/2010
3133MV-ZA-4	FHLB				1	4,062,520	98.0000	3,920,000	4,000,000	4,015,229	0	(13,136)	0	0	3.375	3.051	FA	51,000	135,000	03/31/2003	02/15/2008
3133MV-TQ-0	FHLB				1	2,030,576	97.8750	2,021,119	2,065,000	2,043,296	0	9,465	0	0	4.000	4.753	FA	30,057	82,600	08/23/2005	02/20/2009
3133X1-XC-6	FHLB			</																	

AMENDED-2- ANNUAL STATEMENT FOR THE YEAR 2006 OF THE CITIZENS PROPERTY INSURANCE CORPORATION

SCHEDULE D - PART 1

Showing all Long-Term BONDS Owned December 31 of Current Year

1	2	Codes			6	7	Fair Value		10	11	Change in Book Adjusted Carrying Value				Interest				Dates		
		3	4	5			8	9			12	13	14	15	16	17	18	19	20	21	22
CUSIP Identification	Description	*	F o r e i g n	Bond CHAR	NAIC Designation	Actual Cost	Rate Used to Obtain Fair Value	Fair Value	Par Value	Book/Adjusted Carrying Value	Unrealized Valuation Increase/ (Decrease)	Current Year's (Amortization)/ Accretion	Current Year's Other Than Temporary Impairment Recognized	Total Foreign Exchange Change in B./A.C.V.	Rate of	Effective Rate of	How Paid	Admitted Amount Due & Accrued	Gross Amt. Rec. During Year	Acquired	Maturity
3133X4-ZC-8	FHLB				1	2,381,763	.95	2,397,650	2,500,000	2,394,676	.0	12,914	.0	.0	3.000	5.031	AO	15,833	37,500	.09/13/2006	.04/15/2009
3133X5-JS-8	FHLB				1	978,750	.98	982,810	1,000,000	994,459	.0	6,692	.0	.0	3.000	3.743	AO	6,000	30,000	.08/04/2004	.10/19/2007
3133X5-LE-6	FHLB				1	964,830	.96	963,750	1,000,000	978,631	.0	8,708	.0	.0	3.310	4.347	AO	7,080	33,100	.05/23/2005	.04/14/2009
3133X5-N3-8	FHLB				1	993,744	.97	1,008,113	1,030,000	1,007,865	.0	14,121	.0	.0	3.110	5.308	AO	6,496	16,017	.04/18/2006	.01/18/2008
3133X6-6X-9	FHLB				1	1,123,116	.97	1,133,900	1,160,000	1,134,806	.0	10,071	.0	.0	4.000	5.072	AO	9,151	46,400	.11/01/2005	.04/20/2009
3133X6-D7-8	FHLB				1	2,547,610	.99	2,594,306	2,600,000	2,598,088	.0	19,719	.0	.0	2.770	3.583	FA	29,208	72,020	.05/13/2004	.02/05/2007
3133X7-2R-4	FHLB				1	1,000,000	.98	985,630	1,000,000	1,000,000	.0	.0	.0	.0	4.625	4.678	MM	4,753	46,250	.02/02/2005	.11/24/2009
3133X8-SE-3	FHLB				1	1,464,141	.97	1,468,125	1,500,000	1,470,867	.0	6,726	.0	.0	4.500	5.135	AO	14,625	67,500	.01/06/2006	.10/13/2010
3133X8-V9-0	FHLB				1	2,134,333	.97	2,077,633	2,135,000	2,134,610	.0	129	.0	.0	4.000	4.047	AO	17,080	85,400	.10/14/2004	.10/19/2009
3133X9-SU-5	FHLB				1	2,000,313	.98	1,965,620	2,000,000	2,000,194	.0	(60)	.0	.0	4.500	4.547	JD	2,000	90,000	.12/14/2004	.12/23/2009
3133XA-P2-7	FHLB				1	9,965,000	.99	9,995,000	10,000,000	9,991,860	.0	26,860	.0	.0	2.250	2.857	FMAN	24,375	540,605	.07/11/2006	.02/22/2007
3133XA-PD-3	FHLB				1	2,366,850	.99	2,365,568	2,370,000	2,369,793	.0	1,612	.0	.0	3.625	3.729	FA	32,217	85,913	.02/23/2005	.02/16/2007
3133XA-T5-6	FHLB				1	1,568,950	.98	1,578,496	1,600,000	1,578,508	.0	9,558	.0	.0	4.000	5.242	MS	19,733	32,000	.08/18/2006	.03/10/2008
3133XA-UY-1	FHLB				1	748,305	.97	729,143	750,000	748,827	.0	347	.0	.0	4.000	4.095	FA	11,583	30,000	.06/23/2005	.02/12/2010
3133XB-B2-0	FHLB				1	2,547,160	.98	2,457,825	2,500,000	2,532,674	.0	(9,364)	.0	.0	4.375	3.977	MS	31,597	109,375	.06/08/2005	.03/17/2010
3133XB-JX-4	FHLB				1	2,499,375	.99	2,490,475	2,500,000	2,503,969	.0	(3,650)	.0	.0	4.300	4.170	MON	5,972	112,521	.04/01/2005	.10/11/2007
3133XB-XU-4	FHLB				1	2,000,000	.99	1,988,760	2,000,000	2,000,000	.0	.0	.0	.0	4.000	4.040	JD	4,000	80,000	.06/08/2005	.06/13/2007
3133XC-4T-7	FHLB				1	1,205,888	.98	1,196,022	1,215,000	1,209,032	.0	2,223	.0	.0	4.415	4.681	JD	1,192	53,642	.07/27/2005	.06/23/2009
3133XC-5C-3	FHLB				1	999,000	.99	994,380	1,000,000	999,755	.0	500	.0	.0	4.000	4.094	JD	1,000	40,000	.06/14/2005	.06/22/2007
3133XC-J4-6	FHLB				1	2,216,100	.98	2,202,060	2,225,000	2,220,075	.0	2,950	.0	.0	4.400	4.599	JD	41,608	97,900	.08/22/2005	.07/28/2008
3133XC-QZ-9	FHLB				1	2,416,265	.98	2,356,512	2,400,000	2,412,377	.0	(3,018)	.0	.0	4.375	4.268	MS	30,333	105,000	.09/14/2005	.09/17/2010
3133XG-4A-9	FHLB				1	19,995,238	100	20,001,600	20,000,000	19,996,661	.0	1,424	.0	.0	3.850	3.904	JJ	365,750	273,291	.07/20/2006	.01/10/2008
3133XB-JQ-9	FHLB DEB	4.125% 4/18/			1	3,456,677	.98	3,455,165	3,500,000	3,460,852	.0	4,175	.0	.0	4.125	5.089	AO	29,276	.0	.11/09/2006	.04/18/2008
3133XH-UM-2	FHLB DEB	5.500% 11/14/			1	16,000,000	.99	15,990,080	16,000,000	16,000,000	.0	.0	.0	.0	5.500	5.576	MM	112,444	.0	.11/10/2006	.11/14/2008
3128X0-Q2-8	FHLMC				1	1,957,000	.98	1,961,700	2,000,000	1,979,242	.0	16,510	.0	.0	3.500	4.447	MS	21,194	70,000	.08/22/2005	.03/12/2008
3128X1-FH-5	FHLMC				1	1,427,109	.96	1,449,030	1,500,000	1,453,816	.0	22,831	.0	.0	3.125	4.911	MM	5,339	46,875	.10/28/2005	.11/20/2008
3128X1-HM-2	FHLMC				1	1,946,000	.96	1,933,920	2,000,000	1,978,086	.0	14,865	.0	.0	2.650	3.480	MM	4,564	53,000	.10/18/2004	.05/30/2008
3128X2-JR-7	FHLMC				1	292,494	.98	294,915	300,000	296,021	.0	3,527	.0	.0	3.450	4.894	JD	86	10,350	.01/30/2006	.12/28/2007
3128X2-NS-0	FHLMC				1	247,261	.97	249,857	255,000	250,734	.0	3,473	.0	.0	3.250	4.924	JJ	3,522	4,144	.01/30/2006	.01/28/2007
3128X2-V9-3	FHLMC				1	1,948,260	.99	1,986,740	2,000,000	1,992,994	.0	27,858	.0	.0	2.375	3.858	MS	12,139	47,500	.05/16/2005	.03/29/2008
3128X3-K9-3	FHLMC				1	2,663,716	.97	2,694,863	2,750,000	2,692,927	.0	29,211	.0	.0	3.600	5.230	MM	10,725	99,000	.03/30/2006	.05/22/2008
3128X4-X2-2	FHLMC				1	20,330,526	.99	20,331,340	20,335,000	20,332,239	.0	1,713	.0	.0	4.943	5.076	MON	11,169	536,546	.07/11/2006	.09/27/2007
3134A2-DT-2	FHLMC				1	3,211,561	100	3,103,100	3,080,000	3,126,783	.0	(30,813)	.0	.0	5.750	4.586	AO	37,388	119,600	.06/01/2006	.04/15/2008
3134A3-3L-8	FHLMC				1	356,735	106	360,505	340,000	354,841	.0	(1,894)	.0	.0	7.000	5.572	MS	7,008	11,900	.07/18/2006	.03/15/2010
3134A4-UR-3	FHLMC				1	3,419,329	.99	3,471,580	3,500,000	3,475,851	.0	56,522	.0	.0	2.875	4.818	MM	12,858	100,625	.02/07/2006	.05/15/2007
3134A4-US-1	FHLMC				1	3,651,412	.98	3,637,581	3,700,000	3,659,786	.0	8,019	.0	.0	4.250	4.765	JJ	72,510	85,000	.12/12/2006	.07/15/2009
3134A4-VA-9	FHLMC				1	1,949,740	.98	1,966,260	2,000,000	1,965,260	.0	15,520	.0	.0	3.875	5.194	AO	3,444	77,500	.04/24/2006	.06/15/2008
3134A4-VE-1	FHLMC				1	160,649	.97	160,463	150,000	160,793	.0	144	.0	.0	4.125	4.927	JD	1,380	.0	.11/09/2006	.10/18/2010
3134A4-VF-8	FHLMC				1	5,969,256	.99	5,956,860	6,000,000	5,985,656	.0	15,682	.0	.0	4.375	4.711	MM	32,813	280,729	.12/14/2005	.11/16/2007
3134A4-VH-4	FHLMC				1	3,288,292	.99	3,275,250	3,300,000	3,289,766	.0	1,432	.0	.0	4.625	4.850	JD	5,088	122,563	.12/19/2006	.12/19/2008
3128X4-TB-7	FHLMC MTN	5.000% 11/01/10			1	992,870	.99	990,340	1,000,000	993,050	.0	180	.0	.0	5.000	5.270	MM	8,333	.0	.11/21/2006	.11/01/2010
31359M-B4-4	FNMA				1	5,000,940	.99	4,976,550	5,000,000	5,000,175	.0	(458)	.0	.0	3.875	3.903	MM	24,757	193,750	.04/22/2005	.05/15/2007
31359M-C9-2	FNMA				1	3,347,225	.97	3,316,054	3,400,000	3,348,393	.0	1,168	.0	.0	4.120	5.166	MM	11,921	.0	.12/01/2006	.05/15/2010
31359M-DJ-9	FNMA				1	3,330,246	100	3,017,820	3,000,000	3,088,907	.0	(76,674)	.0	.0	5.750	3.069	MM	65,167	150,938	.09/29/2003	.02/15/2008
31359M-DU-4	FNMA				1	6,797,487	101	6,479,079	6,407,000	6,582,630	.0	(113,566)	.0	.0	6.000	3.971	MM	49,120	324,420	.12/26/2006	.05/15/2008
31359M-EY-5	FNMA				1	12,572,920	104	12,521,031	12,025,000	12,551,854	.0	(21,066)	.0	.0	6.625	4.938	MS	234,571	49,688	.12/26/2006	.09/15/2009
31359M-K6-9	FNMA				1	6,331,393	.99	6,382,016	6,400,000	6,343,925	.0	12,532	.0	.0	4.875	5.356	AO	65,867	156,000	.07/13/2006	.04/15/2009
31359M-LU-5	FNMA				1	1,653,912	100	1,520,000	1,520,000	1,520,110	.0	(38,898)	.0	.0	4.750	2.161	JJ	35,899	72,200	.06/19/2003	.01/02/2007
31359M-P5-6	FNMA				1	997,420	100	1,000,000	1,000,000	998,228	.0	808	.0	.0	5.250	5.524	JD	4,083	26,542	.07/24/2006	.12/03/2007
31359M-PZ-0	FNMA				1	18,229,277	.98	18,433,688	18,750,000	18,403,654	.0	174,376	.0	.0	3.250	5.518	MM	77,668	304,688	.07/17/2006	.11/15/2007
31359M-QM-8	FNMA				1	7,790,801	.98	7,648,914	7,800,000	7,796,613	.0	3,129	.0	.0	3.250	3.320	JJ	116,892	253,500	.12/01/2003	.01/15/2008
31359M-QP-1	FNMA				1	1,963,120	.98	1,965,000	2,000,000	1,983,283	.0	14,869	.0	.0	3.500	4.350	JJ	29,750	70,000	.08/19/2005	.01/28/2008
31359M-SY-0	FNMA				1	4,835,385	.98	4,700,188	4,790,000	4,806,974	.0	(9,687)	.0	.0	4.000	3.815	MS	63,334	191,600	.12/17/2003	.09/02/2008
31359M-TB-6	FNMA				1	19,988,709	100	20,002,000	20,000,000	19,988,837	.0	128	.0	.0	5.204	5.367	MUSD	8,673	535,501	.07/20/2006	.12/28/2007
31359M-TZ-6	FNMA				1	8,718,516	.96	8,685,000	9,000,000	8,868,532	.0	58,218	.0								

AMENDED-2- ANNUAL STATEMENT FOR THE YEAR 2006 OF THE CITIZENS PROPERTY INSURANCE CORPORATION

SCHEDULE D - PART 1

Showing all Long-Term BONDS Owned December 31 of Current Year

1	2	Codes			6	7	Fair Value		10	11	Change in Book Adjusted Carrying Value				Interest				Dates		
		3	4	5			8	9			12	13	14	15	16	17	18	19	20	21	22
CUSIP Identification	Description	*	Foreign	Bond CHAR	NAIC Designation	Actual Cost	Rate Used to Obtain Fair Value	Fair Value	Par Value	Book/Adjusted Carrying Value	Unrealized Valuation Increase/(Decrease)	Current Year's (Amortization)/ Accretion	Current Year's Other Than Temporary Impairment Recognized	Total Foreign Exchange Change in B./A.C.V.	Rate of	Effective Rate of	How Paid	Admitted Amount Due & Accrued	Gross Amt. Rec. During Year	Acquired	Maturity
3136F3-5N-2	FNMA			1	1	835,438	.98 9060	845,646	855,000	845,551	.0	10,113	.0	.0	3.310	5.334	JJ	11,870	14,150	.05/10/2006	.07/30/2007
3136F3-S8-0	FNMA				1	517,500	.96 2500	526,488	547,000	523,561	.0	5,900	.0	.0	3.800	5.207	JJ	9,642	20,786	.12/21/2005	.07/14/2010
3136F3-UU-8	FNMA				1	558,421	.95 5000	557,720	570,000	569,165	.0	5,709	.0	.0	3.000	4.155	JD	1,363	17,520	.02/01/2005	.06/03/2009
3136F3-VG-8	FNMA				1	962,910	.96 1880	961,880	1,000,000	976,613	.0	8,978	.0	.0	3.300	4.375	JD	2,658	33,000	.06/15/2005	.06/02/2009
3136F5-CX-5	FNMA				1	869,400	.97 6880	879,192	900,000	876,945	.0	6,615	.0	.0	4.250	5.212	FA	14,025	38,250	.11/09/2005	.02/19/2010
3136F6-C4-9	FNMA				1	1,491,390	.98 6560	1,479,840	1,500,000	1,496,047	.0	3,165	.0	.0	4.000	4.274	MS	18,500	60,000	.07/06/2005	.03/10/2008
3136F6-VR-7	FNMA				1	1,998,000	.98 4060	1,968,120	2,000,000	1,998,717	.0	380	.0	.0	4.550	4.625	JJ	38,675	91,000	.01/11/2005	.01/28/2010
3136F7-EH-6	FNMA				1	264,338	.98 9690	262,268	265,000	264,559	.0	157	.0	.0	4.750	4.878	JJ	5,350	12,588	.07/27/2005	.07/28/2009
3136F7-ER-4	FNMA				1	1,499,175	.99 0310	1,485,465	1,500,000	1,499,390	.0	152	.0	.0	5.000	5.075	JJ	31,875	75,000	.07/06/2005	.07/28/2010
3136F7-PO-4	FNMA				1	1,500,000	.99 7810	1,496,715	1,500,000	1,500,000	.0	.0	.0	.0	5.000	5.063	JD	833	75,000	.12/27/2005	.12/27/2007
3136F5-TG-6	FNMA MTN				1	394,000	.98 7810	395,124	400,000	394,412	.0	412	.0	.0	3.500	3.991	AO	2,411	9,000	.09/26/2006	.04/29/2010
3136F6-WX-3	FNMA MTN				1	1,465,650	.98 0940	1,471,410	1,500,000	1,467,912	.0	2,262	.0	.0	4.510	5.240	JJ	28,939	.0	.09/21/2006	.07/27/2010
80585B-AM-2	SBA CMBS TRUST 2006-1-1B 144				1	259,991	.100 2550	260,663	260,000	259,991	.0	.0	.0	.0	5.451	5.590	MON	630	1,535	.10/30/2006	.11/15/2036
78442F-BU-1	SLM CORP MTN BOOK ENTRY				1	3,268,411	.100 3530	3,271,508	3,260,000	3,266,384	.0	(2,027)	.0	.0	5.580	5.593	JAJO	33,359	47,362	.07/21/2006	.01/26/2009
78442F-DO-8	SLM CORP MTN BOOK ENTRY				1	13,513,091	.100 1750	13,523,625	13,500,000	13,513,445	.0	354	.0	.0	5.517	5.589	JAJO	136,543	260,290	.10/06/2006	.07/27/2009
78442F-EE-4	SLM CORP MTN BOOK ENTRY				1	5,000,950	.100 0710	5,003,550	5,000,000	5,000,865	.0	(85)	.0	.0	5.601	5.798	JAJO	48,231	.0	.12/19/2006	.10/25/2011
78442F-AN-8	SLM CORP NOTES				1	576,955	.97 9320	563,109	575,000	575,569	.0	(451)	.0	.0	3.625	3.572	MS	6,022	20,844	.10/22/2003	.03/17/2008
78442F-DX-3	SLM CORP SER-A VAR 3/15/				1	5,850,833	.100 0790	5,854,622	5,850,000	5,850,755	.0	(78)	.0	.0	5.120	5.182	JJ	138,112	165,326	.07/06/2006	.03/15/2011
78442F-EC-8	SLM CORPORATION NOTES VAR 7/26/				1	3,000,000	.100 0220	3,000,660	3,000,000	3,000,000	.0	.0	.0	.0	3.850	3.887	JJ	49,729	46,724	.07/11/2006	.07/26/2010
912828-CZ-1	TIPS				1	1,735,006	.100 7450	1,712,673	1,700,000	1,725,914	.0	(9,022)	.0	.0	0.875	2.297	AO	3,387	.0	.12/12/2006	.04/15/2010
880591-DB-5	TVA PWR BOND SER-G				1	502,215	.100 6250	503,125	500,000	501,650	.0	(565)	.0	.0	5.375	5.255	MM	3,583	26,875	.04/25/2006	.11/13/2008
911759-GU-6	U S DEPT HUD				1	1,738,000	.99 0630	1,721,715	1,738,000	1,738,000	.0	.0	.0	.0	3.620	3.653	FA	26,215	62,916	.06/22/2004	.08/01/2007
912828-FB-1	U S TREAS NTS TIPS 2.37% 04/15/11				1	1,119,467	.122 5590	1,348,152	1,100,000	1,278,570	.0	159,103	.0	.0	2.370	3.940	AO	6,874	2,709	.10/25/2006	.04/15/2011
912828-AF-7	U S TREAS NTS TIPS 3.00% 07/15/12				1	428,730	.115 5020	421,583	365,000	432,050	.0	3,320	.0	.0	3.000	1.946	JJ	5,677	5,307	.08/04/2006	.07/15/2012
912827-2M-3	U S TREAS NTS TIPS 3.75% 01/15/07				1	5,543,580	.127 1510	5,537,423	4,355,000	5,545,484	.0	187,023	.0	.0	3.375	4.139	JJ	86,483	185,739	.10/28/2005	.01/15/2009
912827-4Y-5	U S TREAS NTS TIPS 3.875% 01/15/09				1	4,602,730	.126 4330	4,589,512	3,630,000	4,639,059	.0	36,329	.0	.0	3.875	1.909	JJ	79,957	86,607	.06/29/2006	.01/15/2009
912828-AZ-3	U S TREASURY NOTES				1	976,758	.97 0160	970,160	1,000,000	992,946	.0	4,958	.0	.0	2.625	3.180	MM	3,408	26,250	.08/12/2003	.05/15/2008
912828-BG-4	U S TREASURY NOTES				1	4,946,094	.97 5310	4,876,550	5,000,000	4,981,275	.0	11,024	.0	.0	3.250	3.520	FA	61,379	162,500	.09/05/2003	.08/15/2008
912828-BK-5	U S TREASURY NOTES				1	8,308,063	.97 2270	8,419,858	8,660,000	8,389,940	.0	81,878	.0	.0	3.125	5.123	MS	80,739	135,313	.08/04/2006	.09/15/2008
912828-CS-7	U S TREASURY NOTES				1	3,440,370	.96 9770	3,306,916	3,410,000	3,426,693	.0	(5,996)	.0	.0	3.500	3.331	FA	45,081	119,350	.09/01/2004	.08/15/2009
912828-DE-7	U S TREASURY NOTES				1	1,376,359	.96 6680	1,353,352	1,400,000	1,380,293	.0	2,827	.0	.0	3.500	4.053	JD	2,288	42,000	.11/08/2006	.12/15/2009
912828-DL-1	U S TREASURY NOTES				1	1,235,254	.96 4840	1,206,050	1,250,000	1,239,937	.0	2,981	.0	.0	3.500	3.811	FA	16,525	43,750	.05/31/2005	.02/15/2010
912828-DP-2	U S TREASURY NOTES				1	1,451,976	.97 9020	1,458,740	1,490,000	1,457,774	.0	5,606	.0	.0	4.000	4.000	MS	17,781	24,200	.11/20/2006	.03/15/2010
912828-DO-0	U S TREASURY NOTES				1	1,488,164	.99 6720	1,495,080	1,500,000	1,497,702	.0	9,099	.0	.0	3.750	4.431	MS	14,372	56,250	.12/14/2005	.03/31/2007
912828-DT-4	U S TREASURY NOTES				1	8,699,981	.98 4690	8,699,736	8,835,000	8,738,641	.0	38,875	.0	.0	3.750	4.636	MM	43,016	206,277	.06/01/2006	.05/15/2008
912828-DZ-0	U S TREASURY NOTES				1	2,800,436	.97 3520	2,769,664	2,845,000	2,812,179	.0	8,428	.0	.0	3.875	4.274	JJ	50,928	110,244	.08/05/2005	.07/15/2010
912828-EC-0	U S TREASURY NOTES				1	1,306,246	.98 9140	1,285,882	1,300,000	1,303,577	.0	(2,093)	.0	.0	4.125	3.987	FA	20,255	38,431	.09/19/2005	.08/15/2008
912828-EF-3	U S TREASURY NOTES				1	1,499,766	.99 3200	1,489,800	1,500,000	1,499,918	.0	119	.0	.0	4.000	4.049	FA	20,387	60,000	.09/23/2005	.08/31/2007
912828-EG-1	U S TREASURY NOTES				1	1,381,314	.97 2070	1,370,619	1,410,000	1,386,503	.0	4,721	.0	.0	3.875	4.418	MS	16,301	44,950	.04/04/2006	.09/15/2010
912828-EH-9	U S TREASURY NOTES				1	1,477,352	.99 2270	1,473,521	1,485,000	1,480,499	.0	2,860	.0	.0	4.000	4.468	MS	15,176	49,700	.08/22/2006	.09/30/2007
912828-ES-5	U S TREASURY NOTES				1	4,169,648	.98 3440	4,130,448	4,200,000	4,170,111	.0	462	.0	.0	4.250	4.494	JJ	82,459	.0	.12/07/2006	.01/15/2011
912828-EV-8	U S TREASURY NOTES				1	6,490,530	.99 3950	6,490,494	6,530,000	6,494,801	.0	4,271	.0	.0	4.500	4.827	FA	110,992	23,508	.10/30/2006	.02/15/2009
912828-FE-5	U S TREASURY NOTES				1	1,939,761	.100 2190	1,949,260	1,945,000	1,940,723	.0	963	.0	.0	4.875	5.037	MM	12,311	47,409	.08/30/2006	.05/15/2009
912828-FW-7	U S TREASURY NOTES				1	2,902,945	.100 1640	2,904,756	2,900,000	2,902,360	.0	(585)	.0	.0	5.000	5.007	JJ	60,679	.0	.08/02/2006	.07/31/2008
912828-FP-0	U S TREASURY NOTES				1	9,540,178	.100 3010	9,518,565	9,490,000	9,537,966	.0	(2,211)	.0	.0	4.875	4.723	FA	174,746	.0	.12/26/2006	.08/15/2009
912828-FR-6	U S TREASURY NOTES				1	1,201,031	.99 9920	1,199,904	1,200,000	1,200,876	.0	(155)	.0	.0	4.875	4.887	FA	19,877	.0	.09/11/2006	.08/31/2008
912828-FT-2	U S TREASURY NOTES				1	2,940,335	.99 6290	2,939,056	2,950,000	2,941,293	.0	958	.0	.0	4.625	4.861	MS	34,859	.0	.11/10/2006	.09/30/2008
912828-FU-9	U S TREASURY NOTES				1	986,914	.99 1210	987,354	1,000,000	987,354	.0	.0	.0	.0	4.500	4.859	MS	11,4			

AMENDED-2- ANNUAL STATEMENT FOR THE YEAR 2006 OF THE CITIZENS PROPERTY INSURANCE CORPORATION

SCHEDULE D - PART 1

Showing all Long-Term BONDS Owned December 31 of Current Year

1	2	Codes			6	7	Fair Value		10	11	Change in Book Adjusted Carrying Value				Interest				Dates		
		3	4	5			8	9			12	13	14	15	16	17	18	19	20	21	22
CUSIP Identification	Description	*	Foreign	Bond CHAR	NAIC Designation	Actual Cost	Rate Used to Obtain Fair Value	Fair Value	Par Value	Book/Adjusted Carrying Value	Unrealized Valuation Increase/(Decrease)	Current Year's (Amortization)/ Accretion	Current Year's Other Than Temporary Impairment Recognized	Total Foreign Exchange Change in B./A.C.V.	Rate of	Effective Rate of	How Paid	Admitted Amount Due & Accrued	Gross Amt. Rec. During Year	Acquired	Maturity
36225C-6D-3	GNMA PL 080867M				1	3,830,569	.99 6740	3,830,050	3,842,577	3,829,606	.0	(963)	.0	.0	5.000	5.207	MON	16,011	65,346	.08/02/2006	.04/20/2034
36225D-E4-2	GNMA PL 081054M				1	5,207,503	.99 7590	5,186,849	5,199,379	5,208,163	.0	659	.0	.0	4.500	4.550	MON	19,498	87,774	.08/01/2006	.09/20/2034
36213H-LJ-6	GNMA PL 554829X				1	149,150	.102 7690	145,461	141,542	169,047	.0	17,881	.0	.0	6.500	2.325	MON	767	9,747	.03/03/2003	.05/15/2031
36225B-EB-0	GNMA PL 781030X				1	508,466	.102 1120	499,711	489,375	496,802	.0	(2,029)	.0	.0	7.500	5.985	MON	3,059	36,338	.05/20/1999	.12/15/2010
36225B-FE-3	GNMA PL 781065X				1	580,226	.104 2660	591,773	567,561	577,228	.0	601	.0	.0	7.500	6.788	MON	3,547	42,760	.04/29/2002	.10/15/2012
0299999 - Total Bonds - U.S. Government - Single Class Mortgage-Backed/Asset-Backed Securities						17,995,943	.XXX	18,022,165	17,934,754	18,003,482	.0	18,758	.0	.0	XXX	XXX	XXX	75,413	379,678	XXX	XXX
0399999 - Total - U.S. Government Bonds						1,115,696,009	.XXX	1,142,157,948	1,151,110,754	1,146,363,232	(1)	9,889,171	.0	.0	XXX	XXX	XXX	7,843,286	16,389,352	XXX	XXX
207784-AQ-2	CONNECTICUT STUDENT LN FNDTN S TAX				1FE	2,500,000	.100 0000	2,500,000	2,500,000	2,500,000	.0	.0	.0	.0	5.400	5.536	MON	11,250	.0	.12/11/2006	.06/01/2034
340640-AE-1	FLORIDA EDL LN MARKETING CORP EDL				1FE	3,969,281	.100 4690	3,978,564	3,960,000	3,968,851	.0	(430)	.0	.0	5.390	5.464	FMAN	21,344	112,244	.07/07/2006	.11/25/2014
452281-HY-7	ILLINOIS STDT SR-1X-1 YAR 3/01/1				1FE	5,000,000	.100 0000	5,000,000	5,000,000	5,000,000	.0	.0	.0	.0	3.450	3.505	MON	14,375	77,422	.10/05/2006	.03/01/2045
452281-HK-7	ILLINOIS STUDENT ASSISTANCE CO REV				1FE	5,000,000	.100 0000	5,000,000	5,000,000	5,000,000	.0	.0	.0	.0	4.877	4.988	MON	20,323	61,562	.10/05/2006	.03/01/2044
64966E-BL-0	NEW YORK NEW YORK SER-L				1FE	745,253	.98 7690	740,768	750,000	748,343	.0	1,735	.0	.0	4.000	4.293	JD	2,500	30,000	.03/09/2005	.12/01/2007
2599999 - Total Bonds - Special Revenue - Issuer Obligations						17,214,534	.XXX	17,219,332	17,210,000	17,217,194	.0	1,305	.0	.0	XXX	XXX	XXX	69,792	281,228	XXX	XXX
31286K-NP-1	FHLMC GLD #A4-5798F 8.000 05/01/31				1	168,443	.105 3600	164,325	155,966	170,343	.0	2,902	.0	.0	8.000	5.195	MON	1,040	12,488	.06/27/2005	.05/01/2031
31288D-KG-3	FHLMC GLD #C7-4795F 6.000 12/01/32				1	242,261	.100 9770	236,178	233,893	251,617	.0	3,363	.0	.0	6.000	4.395	MON	1,169	14,046	.12/19/2002	.12/01/2032
31335H-AX-1	FHLMC GLD #C9-0022F 6.500 07/01/13				1	31,134	.102 6400	31,557	30,745	31,169	.0	(30)	.0	.0	6.500	5.931	MON	167	2,004	.03/15/1999	.07/01/2013
31335H-XK-4	FHLMC GLD #C9-0682F 6.000 04/01/23				1	1,569,333	.101 3190	1,514,091	1,494,381	1,576,963	.0	10,963	.0	.0	6.000	4.647	MON	7,472	90,020	.03/08/2004	.04/01/2023
31335H-XT-3	FHLMC GLD #C9-0702F 6.000 06/01/23				1	1,381,387	.101 3190	1,331,374	1,314,042	1,385,173	.0	(2,646)	.0	.0	6.000	4.688	MON	6,570	79,087	.03/08/2004	.06/01/2023
31294J-RM-2	FHLMC GLD #E0-0492F 7.500 06/01/12				1	320,600	.103 0340	319,640	310,227	318,562	.0	1,091	.0	.0	7.500	6.175	MON	1,939	23,500	.06/17/1999	.06/01/2012
31294J-VJ-4	FHLMC GLD #E0-0617 5.500\$ 01/01/14				1	519,197	.100 3670	498,365	496,542	524,988	.0	(682)	.0	.0	5.500	3.199	MON	2,276	27,477	.02/11/2003	.01/01/2014
31294K-CL-7	FHLMC GLD #E0-0975F 6.000 05/01/16				1	788,513	.101 4690	759,060	748,071	795,223	.0	4,578	.0	.0	6.000	3.936	MON	3,740	44,971	.03/16/2004	.05/01/2016
31294K-L8-6	FHLMC GLD #E0-1251F 5.500 11/01/17				1	837,360	.100 1860	810,915	809,410	846,165	.0	(2,174)	.0	.0	5.500	4.235	MON	3,710	44,641	.12/18/2002	.11/01/2017
31286T-2J-1	FHLMC GLD #E7-3477F 7.000 02/01/13				1	425,679	.101 5380	429,142	422,642	427,982	.0	(5,702)	.0	.0	7.000	6.090	MON	2,465	29,820	.06/22/1999	.02/01/2013
31286K-H9-8	FHLMC GLD #E8-2956F 6.500 10/01/13				1	9,354	.102 0960	9,430	9,236	9,368	.0	(46)	.0	.0	6.500	5.754	MON	50	601	.04/29/2002	.10/01/2013
31286S-5S-2	FHLMC GLD #E8-9857F 5.500 05/01/17				1	1,474,381	.100 1700	1,424,578	1,422,161	1,472,091	.0	(7,814)	.0	.0	5.500	4.517	MON	6,518	78,580	.09/16/2004	.05/01/2017
31286V-C3-2	FHLMC GLD #E9-0990F 6.000 08/01/17				1	1,505,213	.101 5800	1,452,296	1,429,707	1,515,722	.0	15,725	.0	.0	6.000	4.203	MON	7,149	86,060	.03/28/2003	.08/01/2017
31286V-J3-9	FHLMC GLD #E9-3882F 5.500 01/01/18				1	960,631	.100 1700	916,988	2,007	915,432	.0	955,774	.0	.0	5.500	4.288	MON	4,196	50,373	.03/11/2003	.01/01/2018
31286V-NF-7	FHLMC GLD #E9-3990F 5.500 01/01/18				1	960,836	.100 1270	916,789	915,626	955,607	.0	6,273	.0	.0	5.500	4.293	MON	4,197	50,387	.03/11/2003	.01/01/2018
31283J-ZL-8	FHLMC GLD #G1-0747F 7.500 10/01/12				1	441,986	.102 8420	439,840	427,686	438,204	.0	(3,726)	.0	.0	7.500	6.197	MON	2,673	32,197	.06/17/1999	.10/01/2012
31283J-60-9	FHLMC GLD #G1-0879F 6.000 06/01/11				1	638,145	.101 1620	643,148	635,761	637,618	.0	(130)	.0	.0	6.000	5.972	MON	3,179	38,223	.02/05/1999	.06/01/2011
31283K-J5-8	FHLMC GLD #G1-1184F 5.500 09/01/16				1	668,183	.100 2250	645,968	644,518	667,270	.0	(1,085)	.0	.0	5.500	4.420	MON	2,954	35,495	.09/16/2004	.09/01/2016
31283K-VU-9	FHLMC GLD #G1-1527F 6.000 02/01/19				1	380,923	.101 4460	366,611	361,385	383,471	.0	1,290	.0	.0	6.000	4.104	MON	1,807	21,723	.03/02/2004	.02/01/2019
31282R-YG-3	FHLMC GLD #M8-0711 5.000\$ 11/01/08				1	70,917	.99 4010	70,891	71,318	70,961	.0	44	.0	.0	5.000	5.763	MON	297	891	.09/26/2006	.11/01/2008
31282R-2Y-9	FHLMC GLD #M8-0791 4.000\$ 12/01/09				1	1,683,415	.98 6110	1,691,214	1,715,036	1,687,401	.0	3,986	.0	.0	4.000	5.459	MON	5,717	19,294	.09/06/2006	.12/01/2009
31282R-5P-5	FHLMC GLD #M8-0854 3.500\$ 10/01/10				1	647,319	.95 3500	623,060	653,445	650,528	.0	935	.0	.0	3.500	3.866	MON	1,906	22,903	.01/27/2004	.10/01/2010
31282R-50-3	FHLMC GLD #M8-0855 4.000\$ 10/01/10				1	998,879	.97 2200	1,003,084	1,031,767	1,007,431	.0	8,552	.0	.0	4.000	5.759	MON	3,439	34,430	.02/14/2006	.10/01/2010
31282R-6B-5	FHLMC GLD #M8-0866 4.500\$ 11/01/10				1	63,752	.99 5060	63,856	64,173	63,785	.0	33	.0	.0	4.500	5.047	MON	241	802	.09/25/2006	.11/01/2010
31282R-6K-5	FHLMC GLD #M8-0874F 5.000\$ 12/01/11				1	789,063	.99 5060	772,610	776,445	784,252	.0	(1,503)	.0	.0	5.000	4.381	MON	3,235	39,044	.06/02/2004	.12/01/2010
31282S-BD-3	FHLMC GLD #M8-0936 5.000\$ 9/01/11				1	95,714	.99 3270	96,273	96,925	95,789	.0	75	.0	.0	5.000	5.888	MON	404	1,212	.09/21/2006	.09/01/2011
31282S-B9-2	FHLMC GLD #M8-0964 4.000\$ 2/01/12				1	70,624	.96 1590	71,158	74,000	70,844	.0	220	.0	.0	4.000	6.578	MON	247	740	.09/21/2006	.02/01/2012
31282U-ZY-6	FHLMC GLD #M9-0759 5.000\$ 10/01/07				1	40,467	.99 5930	40,543	40,709	40,539	.0	72	.0	.0	5.000	6.257	MON	170	509	.09/25/2006	.10/01/2007
31282U-6W-4	FHLMC GLD #M9-0876 4.000\$ 11/01/08				1	56,240	.98 0680	56,477	57,590	56,486	.0	246	.0	.0	4.000	6.643	MON	192	576	.09/19/2006	.11/01/2008
31282V-BB-0	FHLMC GLD #M9-0934F 4.500 07/01/09				1	977,335	.99 0110	953,956	963,485	969,759	.0	(2,850)	.0	.0	4.500	3.953	MON	3,613	43,557	.07/27/2004	.07/01/2009
31282V-B3-8	FHLMC GLD #M9-0958 4.000\$ 12/01/09				1	69,434	.97 6080	69,869	71,581	69,692	.0	258	.0	.0	4.000	6.512	MON	239	716	.09/27/2006	.12/01/2009
31288M-CY-3	FHLMC GLD #P6-0087F 6.500 03/01/16				1	370,657	.100 0000	354,166	354,166	368,793	.0	(1,938)	.0	.0	6.500	4.761	MON	1,918	23,135	.01/20/2005	.03/01/2016
31284B-AV-9	FHLMC PC #P1-0020F 5.500\$ 11/01/17				1	3,156,635	.99 7560	3,034,202	3,041,624	3,137,508	.0	9,931	.0	.0	5.500	4.653	MON	13,941	167,472	.03/01/2003	.11/01

AMENDED-2- ANNUAL STATEMENT FOR THE YEAR 2006 OF THE CITIZENS PROPERTY INSURANCE CORPORATION

SCHEDULE D - PART 1

Showing all Long-Term BONDS Owned December 31 of Current Year

1	2	Codes			6	7	Fair Value		10	11	Change in Book Adjusted Carrying Value				Interest				Dates		
		3	4	5			8	9			12	13	14	15	16	17	18	19	20	21	22
CUSIP Identification	Description	*	F o r e i g n	Bond CHAR	NAIC Designation	Actual Cost	Rate Used to Obtain Fair Value	Fair Value	Par Value	Book/Adjusted Carrying Value	Unrealized Valuation Increase/(Decrease)	Current Year's (Amortization)/ Accretion	Current Year's Other Than Temporary Impairment Recognized	Total Foreign Exchange Change in B./A.C.V.	Rate of	Effective Rate of	How Paid	Admitted Amount Due & Accrued	Gross Amt. Rec. During Year	Acquired	Maturity
31371K-MD-0	FNMA PL 254256A				1	269,080	100.5350	269,677	268,242	268,752	0	(165)	0	0	5.500	5.417	MON	1,229	14,822	03/26/2002	03/01/2009
31371K-PJ-4	FNMA PL 254325				1	293,851	99.7300	294,994	295,792	294,080	0	229	0	0	5.000	5.752	MON	1,232	3,697	09/26/2006	04/01/2009
31371K-2K-6	FNMA PL 254678				1	263,847	98.3990	264,079	264,079	264,262	0	415	0	0	4.500	5.838	MON	1,006	3,019	09/25/2006	03/01/2010
31371K-2P-5	FNMA PL 254682A				1	1,153,468	99.1480	1,093,739	1,103,138	1,143,636	0	(3,132)	0	0	5.000	3.482	MON	4,596	55,302	06/24/2003	03/01/2013
31371K-5S-6	FNMA PL 254757				1	4,888,138	99.1460	4,641,861	4,681,844	4,843,198	0	(10,867)	0	0	4.981	3.593	MON	19,434	234,704	06/06/2003	05/01/2013
31371K-5Y-3	FNMA PL 254763A				1	2,308,884	101.2550	2,234,848	2,207,148	2,335,473	0	16,392	0	0	6.000	4.576	MON	11,036	132,743	02/24/2004	05/01/2023
31371L-BE-8	FNMA PL 254837A				1	332,618	98.3820	336,058	341,585	334,388	0	1,770	0	0	4.500	6.187	MON	1,281	9,015	05/02/2006	07/01/2010
31371L-BN-8	FNMA PL 254845				1	383,935	96.7590	383,847	396,704	384,057	0	122	0	0	4.000	5.434	MON	1,322	3,967	09/26/2006	07/01/2013
31371L-BB-1	FNMA PL 254863				1	197,914	96.7360	198,655	205,358	198,043	0	129	0	0	4.000	5.583	MON	685	2,054	09/21/2006	08/01/2013
31371L-HD-5	FNMA PL 255039A				1	1,570,666	96.6330	1,576,908	1,631,852	1,573,195	0	2,529	0	0	4.000	5.534	MON	5,440	32,767	10/16/2006	12/01/2013
31371L-NH-8	FNMA PL 255192A				1	3,073,207	96.5150	2,900,394	3,005,122	3,058,094	0	(4,215)	0	0	4.000	3.425	MON	10,017	121,044	03/11/2004	04/01/2014
31371L-UM-9	FNMA PL 255388A				1	2,554,565	98.0350	2,474,977	2,524,585	2,544,288	0	(5,267)	0	0	4.500	4.124	MON	9,467	113,659	12/09/2004	08/01/2011
31371L-ZH-5	FNMA PL 255544				1	84,192	96.2950	84,420	86,899	84,223	0	31	0	0	4.000	5.525	MON	223	669	09/22/2006	12/01/2014
31373U-NB-9	FNMA PL 303786A				1	141,037	102.6430	135,850	132,352	139,149	0	(1,279)	0	0	7.500	4.402	MON	827	9,975	09/21/2004	02/01/2011
31374G-C9-6	FNMA PL 313396A				1	15,046	103.5170	15,213	14,696	14,997	0	(77)	0	0	8.000	6.962	MON	98	1,178	04/29/2002	02/01/2012
31374T-QH-5	FNMA PL 323656A				1	151,210	103.0190	155,265	150,715	152,781	0	(859)	0	0	7.500	6.856	MON	942	11,482	04/29/2002	02/01/2014
31374T-QN-2	FNMA PL 323661A				1	388,102	101.9050	390,010	382,720	388,560	0	(979)	0	0	6.500	5.929	MON	2,073	24,939	04/09/1999	08/01/2016
31374T-TC-3	FNMA PL 323747A				1	557,698	102.3490	571,155	558,046	557,701	0	14	0	0	6.500	6.730	MON	3,023	36,366	05/20/1999	03/01/2014
31381D-3S-2	FNMA PL 458109				1	429,632	100.9840	406,425	402,465	409,656	0	(27,119)	0	0	8.500	4.482	MON	2,851	34,449	11/03/2003	09/15/2011
31381F-M4-8	FNMA PL 459511A				1	17,526	102.4040	17,847	17,428	17,588	0	(6)	0	0	6.500	6.243	MON	94	1,134	03/22/1999	12/01/2013
31381J-MJ-8	FNMA PL 462161				1	370,278	100.0000	382,053	382,053	372,678	0	2,400	0	0	4.135	6.052	MON	1,316	7,527	07/18/2006	01/01/2010
31382H-FG-5	FNMA PL 482667A				1	987	101.5470	955	940	1,024	0	(23)	0	0	6.000	2.476	MON	5	57	03/03/2003	02/01/2016
31384V-L3-4	FNMA PL 535046A				1	188,585	105.7850	188,648	178,331	187,235	0	(1,350)	0	0	8.000	5.782	MON	1,189	13,104	01/30/2006	11/01/2014
31385H-OR-6	FNMA PL 545064A				1	32,096	102.3760	31,402	30,673	34,362	0	952	0	0	6.500	3.147	MON	166	2,002	03/03/2003	06/01/2031
31385H-TT-9	FNMA PL 545162A				1	603,212	102.3490	589,474	575,945	613,251	0	1,450	0	0	6.500	3.636	MON	3,120	37,700	07/26/2002	12/01/2013
31385H-XL-1	FNMA PL 545283A				1	1,201,626	102.4430	1,202,608	1,173,929	1,211,231	0	(775)	0	0	6.500	5.512	MON	6,359	76,505	10/15/2001	10/01/2016
31385X-J3-2	FNMA PL 555682A				1	2,948,773	98.5290	2,859,598	2,902,291	2,946,218	0	72	0	0	5.000	4.683	MON	12,093	145,372	09/07/2004	08/01/2018
31386S-JW-0	FNMA PL 571868A				1	420,466	101.5620	411,661	405,330	423,579	0	(1,714)	0	0	6.000	4.178	MON	2,027	24,340	07/24/2002	05/01/2014
31386W-4H-8	FNMA PL 576024A				1	26,552	101.8770	26,661	26,170	26,456	0	(91)	0	0	6.500	5.986	MON	142	1,712	04/29/2002	12/01/2012
31387V-P5-2	FNMA PL 595444A				1	6,928	102.3760	6,778	6,620	7,541	0	(897)	0	0	6.500	2.674	MON	36	433	03/03/2003	09/01/2031
31387V-3Y-3	FNMA PL 595815A				1	125,721	102.3760	123,000	120,146	130,869	0	(2,480)	0	0	6.500	3.991	MON	651	7,871	03/03/2003	08/01/2031
31389G-NP-1	FNMA PL 625098A				1	368,678	100.6010	362,899	360,731	379,230	0	11,296	0	0	5.123	3.853	MON	1,540	18,208	08/13/2002	01/01/2032
31389X-K4-4	FNMA PL 638515A				1	203,761	101.4690	196,880	194,030	209,063	0	121	0	0	6.000	3.678	MON	970	11,653	03/03/2003	04/01/2017
31390L-2E-5	FNMA PL 649773A				1	99,660	101.4690	96,294	94,900	102,140	0	1,936	0	0	6.500	3.690	MON	475	5,716	03/03/2003	06/01/2017
31390P-7C-5	FNMA PL 652591A				1	940,699	100.3110	903,936	901,133	936,688	0	135	0	0	5.000	4.419	MON	4,130	49,610	03/01/2003	02/01/2018
31390R-TY-9	FNMA PL 654067A				1	3,912,346	99.4520	3,900,810	3,922,304	3,912,678	0	332	0	0	5.215	5.421	MON	17,046	153,869	03/10/2006	09/01/2032
31390S-G0-8	FNMA PL 654607A				1	158,069	102.2920	154,522	151,059	164,151	0	4,341	0	0	6.500	4.070	MON	818	9,822	03/03/2003	08/01/2032
31391F-G8-8	FNMA PL 665394A				1	246,947	100.7790	241,467	239,600	246,514	0	(240)	0	0	6.000	4.720	MON	1,198	14,470	07/07/2005	09/01/2012
31391K-3G-0	FNMA PL 669599A				1	148,112	102.2920	144,788	141,544	154,072	0	1,458	0	0	6.500	4.026	MON	767	9,202	03/03/2003	12/01/2032
31391M-P3-1	FNMA PL 671042				1	404,617	102.2920	397,092	388,195	405,354	0	9,554	0	0	6.502	5.308	MON	2,103	25,238	04/09/2003	01/01/2033
31391U-QH-1	FNMA PL 677356A				1	1,017,672	99.8820	998,375	999,555	1,020,350	0	243	0	0	4.919	4.457	MON	4,097	49,178	12/07/2004	01/01/2033
31400E-GJ-3	FNMA PL 685201A				1	8,657,408	100.1910	8,354,137	8,338,211	8,628,552	0	1,122	0	0	5.500	4.571	MON	38,217	459,838	08/26/2004	03/01/2018
31400J-AA-7	FNMA PL 688601A				1	785,785	100.1910	759,173	757,726	784,050	0	1,450	0	0	5.500	4.570	MON	3,473	41,872	10/08/2004	03/01/2018
31400J-S2-8	FNMA PL 689464A				1	327,825	100.1700	307,753	307,231	313,435	0	(4,617)	0	0	7.000	2.406	MON	1,792	21,776	02/18/2003	01/01/2008
31400K-PG-5	FNMA PL 689923A				1	893,899	100.1910	863,625	861,979	890,997	0	(1,773)	0	0	5.500	4.619	MON	3,951	47,602	10/08/2004	04/01/2018
31400Q-KW-2	FNMA PL 694309A				1	954,031	100.1910	917,435	915,686	947,715	0	(2,390)	0	0	5.500	4.577	MON	4,197	50,386	04/01/2003	03/01/2018
31400Q-QR-7	FNMA PL 694464A				1	3,216,973	100.1910	3,087,555	3,081,669	3,194,904	0	16,766	0	0	5.500	4.520	MON	14,124	169,576	03/01/2003	03/01/2018
31400Y-R4-0	FNMA PL 701707				1	720,526	102.3760	724,460	719,251	728,712	0	16,003	0	0	6.500	4.043	MON	1,188	14,259	04/09/2003	02/01/2033
31401E-FD-6	FNMA PL 705864A				1	141,083	100.8320	140,544	139,385	142,091	0	564	0	0	3.606	3.061	MON	419	6,609	07/19/2004	06/01/2033
31401N-K4-0	FNMA PL 713215A				1	22,131	110.7320	21,783	19,672	25,044	0	(1,215)	0	0	10.000	1.209	MON	164	1,968	06/25/2003	03/01/2025
31401N-LC-1	FNMA PL 713223A				1	150,196	110.6530	147,730	133,507	164,955	0	(17,326)	0	0	10.000	2.829	MON	1,113	13,356	06/25/2003	06/01/2025
31401X-Z5-9	FNMA PL 721764A				1	191,615	110.7320	188,604	170,325	204,957	0	(29,358)	0	0	10.000	3.831	MON	1,419	17,038	06/25/2003	04/01/2025
31401X-2W-6	FNMA PL 721789A				1	236,418	110.6530	232,537	210,150	239,584	0	(19,672)	0	0	10.000	5.683	MON	1,751	21,020	06/25/2003	06/01/2026
31402B-YV-0	FNMA PL 724424A				1	1,4															

AMENDED-2- ANNUAL STATEMENT FOR THE YEAR 2006 OF THE CITIZENS PROPERTY INSURANCE CORPORATION

SCHEDULE D - PART 1

Showing all Long-Term BONDS Owned December 31 of Current Year

1	2	Codes			6	7	Fair Value		10	11	Change in Book Adjusted Carrying Value				Interest				Dates		
		3	4	5			8	9			12	13	14	15	16	17	18	19	20	21	22
CUSIP Identification	Description	*	Foreign	Bond CHAR	NAIC Designation	Actual Cost	Rate Used to Obtain Fair Value	Fair Value	Par Value	Book/Adjusted Carrying Value	Unrealized Valuation Increase/ (Decrease)	Current Year's (Amortization)/ Accretion	Current Year's Other Than Temporary Impairment Recognized	Total Foreign Exchange Change in B./A.C.V.	Rate of	Effective Rate of	How Paid	Admitted Amount Due & Accrued	Gross Amt. Rec. During Year	Acquired	Maturity
31402D-KQ-2	FNMA PL 725803A				1	249,806	100.5850	250,797	249,339	249,929	0	110	0	0	3.721	3.727	MON	773	9,439	01/11/2005	08/01/2034
31402D-LR-9	FNMA PL 725836A				1	736,287	99.0460	715,128	722,016	739,003	0	4,314	0	0	4.806	4.275	MON	2,892	34,007	11/02/2004	08/01/2034
31402D-NV-8	FNMA PL 725904A				1	1,624,722	99.0440	1,585,652	1,600,958	1,625,990	0	(359)	0	0	4.757	4.394	MON	6,346	75,589	11/23/2004	04/01/2034
31402G-6N-8	FNMA PL 729077				1	389,791	98.6570	385,883	391,136	389,606	0	(322)	0	0	4.061	4.254	MON	1,324	15,846	09/02/2003	07/01/2033
31402Q-Z5-3	FNMA PL 735624A				1	204,697	101.7860	198,490	195,007	204,748	0	(164)	0	0	6.500	4.916	MON	1,056	12,728	02/01/2005	08/01/2017
31402R-V9-7	FNMA PL 736040A				1	571,034	98.5290	553,765	562,032	570,382	0	(239)	0	0	5.000	4.684	MON	2,342	28,144	09/07/2004	09/01/2018
31402W-TS-7	FNMA PL 740461A				1	2,073,023	100.1910	2,004,023	2,000,203	2,061,090	0	(3,856)	0	0	5.500	4.739	MON	9,168	110,162	10/14/2003	10/01/2018
31402Y-QQ-0	FNMA PL 742163A				1	340,251	101.7990	348,167	342,014	339,765	0	(487)	0	0	3.249	3.499	MON	926	12,923	12/01/2005	10/01/2033
31403Y-WH-2	FNMA PL 762148A				1	8,424	100.1560	8,420	8,407	8,427	0	5	0	0	3.546	3.548	MON	25	297	11/15/2004	07/01/2034
31404N-B2-1	FNMA PL 773257A				1	4,867,880	98.1950	4,740,755	4,827,899	4,874,750	0	8,866	0	0	4.825	4.632	MON	19,412	234,340	02/25/2005	02/01/2035
31404V-BH-0	FNMA PL 779540A				1	712,561	100.0720	687,611	687,116	709,737	0	(3,045)	0	0	5.500	4.703	MON	3,149	37,808	09/16/2004	06/01/2019
31405B-CK-5	FNMA PL 784074A				1	420,122	100.3320	426,920	425,507	419,814	0	(278)	0	0	3.025	3.392	MON	1,073	12,925	09/23/2005	06/01/2034
31405L-X3-8	FNMA PL 792798A				1	765,581	101.5370	738,792	727,608	765,283	0	(7,882)	0	0	6.000	3.850	MON	3,638	43,948	09/09/2004	12/01/2016
31405N-WO-4	FNMA PL 794555A				1	1,748,430	99.4010	1,708,066	1,718,359	1,752,651	0	10,380	0	0	4.802	4.366	MON	6,876	82,582	11/19/2004	09/01/2034
31405N-4G-7	FNMA PL 794723A				1	1,952,513	99.0510	1,899,918	1,918,121	1,954,293	0	7,794	0	0	4.613	4.201	MON	7,374	89,299	09/17/2004	10/01/2034
31405P-P3-8	FNMA PL 795242A				1	1,532,744	98.3070	1,494,650	1,520,391	1,530,656	0	(1,213)	0	0	4.278	4.179	MON	5,420	64,965	08/26/2004	07/01/2034
31405Q-B2-0	FNMA PL 795756A				1	339,844	103.5920	329,452	318,029	337,768	0	(4,197)	0	0	7.500	4.400	MON	1,988	24,165	08/25/2004	03/01/2015
31406G-D5-5	FNMA PL 809324A				1	1,008,636	99.3840	993,882	1,000,042	1,009,059	0	1,150	0	0	4.900	4.764	MON	4,084	48,628	03/08/2005	02/01/2035
31406Q-S9-0	FNMA PL 820544A				1	2,928,273	98.5830	2,857,756	2,898,832	2,924,524	0	(3,508)	0	0	4.986	4.824	MON	12,045	144,735	06/09/2005	05/01/2035
31406Y-CW-8	FNMA PL 823685A				1	4,228,785	99.0490	4,230,544	4,271,163	4,231,408	0	2,623	0	0	4.864	5.234	MON	17,312	172,735	02/25/2005	07/01/2035
31408G-4M-6	FNMA PL 851428A				1	4,675,644	100.9340	4,706,079	4,662,531	4,675,992	0	348	0	0	5.357	5.402	MON	20,814	208,748	02/09/2006	09/01/2035
31408H-HS-7	FNMA PL 851741A				1	2,139,049	100.5590	2,144,640	2,132,718	2,140,071	0	1,022	0	0	5.310	5.335	MON	9,437	95,157	02/08/2006	09/01/2035
31409C-DX-0	FNMA PL 866918				1	5,267,346	100.9950	5,302,771	5,250,528	5,268,107	0	761	0	0	5.357	5.388	MON	23,439	234,703	02/08/2006	02/01/2036
31409D-W4-1	FNMA PL 868367A				1	242,072	100.0000	238,146	238,146	242,108	0	36	0	0	6.375	6.204	MON	1,265	7,593	06/09/2006	04/01/2036
31410A-EE-2	FNMA PL 883133				1	181,374	101.3250	180,915	178,549	181,295	0	(79)	0	0	6.000	5.724	MON	893	7,185	10/04/2006	04/01/2021
2699999 - Total Bonds - Special Revenue - Single Class Mortgage-Backed/Asset-Backed Securities						133,221,693	XXX	130,858,212	130,827,890	133,304,441	0	103,226	0	0	XXX	XXX	XXX	660,717	6,274,196	XXX	XXX
3133X9-DY-3	FHLB 6T-9009 A				1	1,106,867	96.6710	1,073,037	1,109,989	1,108,071	0	959	0	0	3.840	4.049	MON	3,552	42,962	11/08/2004	11/25/2009
3133TL-NB-0	FHLMC REMIC SERIES 2170 PG				1	2,683,165	101.0810	2,675,796	2,647,180	2,681,873	0	(1,292)	0	0	6.000	5.381	MON	13,236	39,708	09/21/2006	07/15/2014
3133TM-YT-7	FHLMC REMIC SERIES 2205 VA				1	395,296	100.3910	375,708	374,245	380,158	0	(3,307)	0	0	6.000	4.307	MON	1,871	22,774	10/20/2003	02/15/2009
31339L-4D-9	FHLMC REMIC SERIES 2382 DA				1	973,412	100.4000	956,385	952,575	966,463	0	7,307	0	0	5.500	5.032	MON	4,366	52,433	10/29/2003	10/15/2030
31339W-VW-3	FHLMC REMIC SERIES 2437				1	1,630,827	100.8820	1,630,940	1,616,681	1,632,394	0	1,568	0	0	5.850	5.670	MON	4,203	7,841	12/06/2006	04/15/2032
31392W-JL-5	FHLMC REMIC SERIES 2509 TU				1	2,453,187	100.1000	2,407,306	2,404,901	2,435,897	0	(13,206)	0	0	5.500	4.556	MON	11,022	132,509	07/27/2005	10/15/2009
31393F-DW-5	FHLMC REMIC SERIES 2519 NG				1	2,055,140	99.8940	2,054,085	2,056,265	2,055,207	0	67	0	0	5.500	5.703	MON	9,425	18,849	10/27/2006	05/15/2028
31392X-MA-3	FHLMC REMIC SERIES 2523 JB				1	253,918	99.5490	242,978	244,078	259,115	0	7,429	0	0	5.000	3.028	MON	1,017	12,255	02/19/2003	06/15/2015
31393F-GK-6	FHLMC REMIC SERIES 2526-FA				1	921,108	100.7110	924,767	918,239	920,881	0	(227)	0	0	5.800	5.773	MON	2,367	26,542	07/06/2006	11/15/2032
31393J-3V-8	FHLMC REMIC SERIES 2554 FW				1	5,237,099	100.0120	5,206,812	5,206,188	5,234,316	0	(2,783)	0	0	5.850	5.605	MON	13,536	76,404	09/20/2006	11/15/2029
31393P-T3-8	FHLMC REMIC SERIES 2603 LB				1	735,955	99.6080	715,190	718,005	718,630	0	625	0	0	4.000	3.635	MON	2,393	28,845	04/04/2003	04/01/2033
31393W-N7-0	FHLMC REMIC SERIES 2644				1	4,923,257	100.4190	4,910,128	4,889,640	4,928,324	0	5,067	0	0	5.700	5.619	MON	12,387	23,104	12/06/2006	02/15/2018
31394H-KP-5	FHLMC REMIC SERIES 2656 PB				1	694,309	97.9760	689,412	703,654	700,055	0	1,399	0	0	3.500	4.200	MON	2,052	26,242	06/08/2004	07/15/2018
31394H-3U-3	FHLMC REMIC SERIES 2662 MA				1	258,007	97.9410	256,533	261,926	258,783	0	630	0	0	4.500	5.198	MON	982	11,889	08/05/2005	10/15/2031
31394H-NT-4	FHLMC REMIC SERIES 2663 LN				1	1,446,156	99.3460	1,390,844	1,400,000	1,408,279	0	(11,950)	0	0	4.500	3.628	MON	5,250	63,000	09/25/2003	01/15/2022
31394L-FA-5	FHLMC REMIC SERIES 2691 OR				1	1,937,188	98.1180	1,962,360	2,000,000	1,944,573	0	7,386	0	0	4.500	5.743	MON	7,500	30,000	08/08/2006	11/15/2026
31394L-N8-1	FHLMC REMIC SERIES 2701 FH				1	16,157,115	100.3630	16,085,074	16,026,896	16,138,717	0	(18,397)	0	0	5.770	5.643	MON	41,100	459,271	07/11/2006	12/15/2026
31394M-CO-1	FHLMC REMIC SERIES 2702 DB				1	1,437,645	98.1140	1,410,531	1,437,645	1,437,645	0	0	0	0	3.500	3.557	MON	4,193	50,724	08/25/2004	10/15/2024
31394P-6R-9	FHLMC REMIC SERIES 2728 PW				1	1,307,005	99.6470	1,310,171	1,314,812	1,309,556	0	2,550	0	0	4.000	6.117	MON	4,383	8,765	10/05/2006	01/15/2019
31394N-PK-8	FHLMC REMIC SERIES 2732 FE				1	11,427,473	100.1700	11,395,265	11,375,926	11,424,200	0	(3,272)	0	0	5.700	5.658	MON	28,819	323,033	07/10/2006	11/15/2030
31394N-KC-1	FHLMC REMIC SERIES 2742 LC				1	821,816	99.2100	826,298	832,878	824,645	0	2,829	0	0	4.000	6.089	MON	2,776	13,953	07/21/2006	09/15/2012
31394P-VD-2	FHLMC REMIC SERIES 2743 ML				1	1,562,359	99.4220														

AMENDED-2- ANNUAL STATEMENT FOR THE YEAR 2006 OF THE CITIZENS PROPERTY INSURANCE CORPORATION

SCHEDULE D - PART 1

Showing all Long-Term BONDS Owned December 31 of Current Year

1	2	Codes			6	7	Fair Value		10	11	Change in Book Adjusted Carrying Value				Interest				Dates		
		3	4	5			8	9			12	13	14	15	16	17	18	19	20	21	22
CUSIP Identification	Description	*	F o r e i g n	Bond CHAR	NAIC Designation	Actual Cost	Rate Used to Obtain Fair Value	Fair Value	Par Value	Book/Adjusted Carrying Value	Unrealized Valuation Increase/(Decrease)	Current Year's (Amortization)/ Accretion	Current Year's Other Than Temporary Impairment Recognized	Total Foreign Exchange Change in B./A.C.V.	Rate of	Effective Rate of	How Paid	Admitted Amount Due & Accrued	Gross Amt. Rec. During Year	Acquired	Maturity
31395H-LH-1	FHLMC REMIC SERIES 2877 LA				1	685,197	.96 3750	660,772	685,626	685,251	.0	.110	.0	.0	4.250	4.357	MON	2,428	30,293	.01/20/2005	.10/15/2014
31395J-VX-8	FHLMC REMIC SERIES 2891 LA				1	666,886	.99 5070	666,200	669,501	667,044	.0	.158	.0	.0	5.000	5.407	MON	2,790	8,369	.09/27/2006	.06/15/2024
31395H-V3-1	FHLMC REMIC SERIES 2895 F				1	779,795	.100 0980	781,047	780,283	779,735	.0	(.60)	.0	.0	5.700	5.869	MON	1,977	18,479	.07/13/2006	.06/15/2031
31395M-PA-1	FHLMC REMIC SERIES 2930 PA				1	1,080,859	.99 5020	1,083,092	1,088,512	1,081,549	.0	.690	.0	.0	5.000	5.589	MON	4,535	18,147	.08/25/2006	.09/15/2024
31395P-JP-8	FHLMC REMIC SERIES 2945 FA				1	19,743,329	.99 9660	19,742,786	19,749,501	19,741,822	.0	(.679)	.0	.0	5.520	5.672	MON	48,452	452,901	.07/14/2006	.03/15/2020
31395P-NH-1	FHLMC REMIC SERIES 2948 EA				1	3,159,664	.99 5020	3,191,300	3,207,272	3,165,377	.0	5,713	.0	.0	5.000	5.958	MON	13,364	66,818	.07/10/2006	.10/15/2025
31395R-GF-9	FHLMC REMIC SERIES 2966				1	1,358,145	.99 5050	1,355,446	1,362,189	1,358,151	.0	.6	.0	.0	5.000	5.180	MON	5,676	.0	.12/08/2006	.08/15/2017
31395X-MF-9	FHLMC REMIC SERIES 3015				1	1,069,131	.99 5610	1,068,612	1,073,324	1,069,109	.0	(.22)	.0	.0	5.000	5.232	MON	4,472	.0	.12/22/2006	.09/15/2017
31396E-HV-1	FHLMC REMIC SERIES 3063 PA				1	8,164,879	.99 5410	8,136,301	8,173,819	8,168,666	.0	3,355	.0	.0	5.000	5.182	MON	34,058	409,475	.12/01/2005	.04/15/2020
31396E-JN-7	FHLMC REMIC SERIES 3063 YB				1	640,475	.100 4750	643,040	640,000	640,443	.0	(.32)	.0	.0	5.500	5.613	MON	2,933	5,867	.10/11/2006	.06/15/2026
31396E-G7-5	FHLMC REMIC SERIES 3079 GB				1	1,492,500	.99 5120	1,492,680	1,500,000	1,494,878	.0	2,378	.0	.0	5.000	5.328	MON	6,250	62,500	.02/13/2006	.11/15/2024
31396H-E3-9	FHLMC REMIC SERIES 3113 GA				1	2,872,573	.99 4550	2,883,585	2,899,386	2,876,981	.0	4,408	.0	.0	5.000	5.561	MON	12,081	98,411	.07/14/2006	.11/15/2035
31396N-6W-1	FHLMC REMIC SERIES 3138 PA				1	1,109,715	.100 2320	1,114,422	1,111,843	1,110,071	.0	356	.0	.0	5.500	5.726	MON	5,096	35,672	.05/03/2006	.02/15/2027
31396U-WM-8	FHLMC REMIC SERIES 3184 FA				1	16,961,975	.99 8690	16,942,822	16,965,046	16,962,883	.0	908	.0	.0	5.500	5.646	MON	41,470	277,289	.09/19/2006	.02/15/2033
31396U-DU-1	FHLMC REMIC SERIES 3192 HF				1	9,630,682	.99 7850	9,630,682	9,630,682	9,630,682	.0	.0	.0	.0	5.450	5.588	MON	23,328	217,894	.10/14/2006	.06/15/2027
31397A-ND-1	FHLMC REMIC SERIES 3201 FM				1	9,285,781	.98 9140	9,184,937	9,285,781	9,285,781	.0	.0	.0	.0	5.600	5.744	MON	23,111	172,561	.08/11/2006	.12/15/2031
31397C-FM-6	FHLMC REMIC SERIES 3240				1	9,990,923	.99 9730	9,988,225	9,990,923	9,990,923	.0	.0	.0	.0	5.650	5.798	MON	25,088	46,791	.11/08/2006	.11/15/2036
31396U-ZQ-6	FHLMC REMIC SERIES K001				1	706,055	.100 0700	706,549	706,055	706,055	.0	.0	.0	.0	5.487	5.627	MON	3,228	15,475	.08/07/2006	.04/25/2010
31396U-3A-6	FHLMC REMIC SERIES R008-FK				1	8,286,716	.100 4470	8,301,646	8,264,703	8,285,997	.0	(.719)	.0	.0	5.750	5.811	MON	21,121	82,221	.11/20/2006	.07/15/2033
31394W-6A-1	FHLMC REMIC SERIES SF05 GC				1	947,200	.97 7060	951,947	974,297	966,390	.0	9,308	.0	.0	2.950	4.025	MON	2,395	28,742	.10/01/2004	.12/15/2009
31395H-HV-5	FHLMC REMIC SERIES T-062-1A1				1	785,870	.100 5020	786,864	782,934	789,976	.0	4,106	.0	.0	5.864	5.749	MON	3,826	7,296	.07/05/2006	.10/25/2044
31337Q-CA-3	FHLMC SERIES T-30 A5				1	687,557	.99 7650	687,661	689,281	687,271	.0	(284)	.0	.0	7.610	7.981	MON	4,371	59,841	.12/15/2005	.12/25/2030
313920-UK-4	FNMA GRANTOR TRUST 2001-T8 A-1				1	669,942	.103 5630	675,243	652,012	668,132	.0	(1,810)	.0	.0	7.500	6.285	MON	4,075	20,375	.07/05/2006	.07/25/2041
31392D-7G-1	FNMA GRANTOR TRUST 2002-T12 A3				1	2,027,195	.104 0230	2,047,329	1,968,150	2,019,531	.0	(7,664)	.0	.0	7.500	5.920	MON	12,301	61,505	.07/05/2006	.05/25/2042
31392B-6V-3	FNMA GRANTOR TRUST 2002-T4 A3				1	476,583	.103 9060	457,524	440,325	466,335	.0	(.0)	.0	.0	7.500	3.951	MON	2,752	33,139	.10/21/2004	.12/25/2041
31359U-ZR-9	FNMA REMIC TRUST 1998-W8-A6				1	147,266	.99 6220	143,943	144,489	146,168	.0	.61	.0	.0	5.875	4.389	MON	707	8,706	.02/01/2005	.09/25/2028
31359W-6A-4	FNMA REMIC TRUST 1999-49-FB				1	1,386,343	.100 8900	1,388,485	1,376,237	1,386,271	.0	(72)	.0	.0	5.820	5.729	MON	1,335	33,661	.08/03/2006	.03/25/2023
31359S-MR-8	FNMA REMIC TRUST 2001-5 OW				1	2,780,273	.101 1160	2,775,202	2,744,572	2,778,808	.0	(1,465)	.0	.0	6.000	5.617	MON	13,723	124,032	.03/17/2006	.03/25/2016
31392A-JW-9	FNMA REMIC TRUST 2001-50 BA				1	1,136,910	.102 7610	1,114,574	1,084,627	1,139,932	.0	(6,280)	.0	.0	7.000	5.298	MON	6,327	76,168	.04/05/2005	.10/25/2041
31359S-AS-9	FNMA REMIC TRUST 2001-8 FT				1	3,545,904	.100 2150	3,535,849	3,528,263	3,544,721	.0	(1,183)	.0	.0	5.570	5.526	MON	7,097	98,950	.07/05/2006	.03/18/2031
313921-6A-1	FNMA REMIC TRUST 2001-T10 A1				1	877,989	.102 7340	852,910	830,212	879,797	.0	2,444	.0	.0	7.000	5.016	MON	4,843	58,493	.02/04/2005	.12/25/2041
31392D-RY-0	FNMA REMIC TRUST 2002-44-FG				1	1,174,684	.101 0300	1,177,766	1,165,759	1,176,824	.0	2,139	.0	.0	5.820	5.645	MON	1,131	28,450	.08/03/2006	.05/25/2023
31392D-2F-8	FNMA REMIC TRUST 2002-52 JD				1	2,976,554	.99 9700	2,973,375	2,974,268	2,976,639	.0	.85	.0	.0	6.000	6.095	MON	14,871	42,271	.10/27/2006	.01/25/2031
31392F-UT-2	FNMA REMIC TRUST 2002-86 HK				1	470,961	.99 3440	472,169	475,287	471,737	.0	.777	.0	.0	5.000	5.894	MON	1,980	11,882	.06/09/2006	.08/25/2015
31392D-F4-9	FNMA REMIC TRUST 2002-W6 2A1				1	678,513	.103 0240	657,144	637,855	668,999	.0	(.11,113)	.0	.0	7.000	4.346	MON	3,721	44,875	.01/12/2005	.06/25/2042
31392D-02-1	FNMA REMIC TRUST 2002-W8 A3				1	1,355,836	.104 4100	1,305,103	1,249,979	1,399,571	.0	(.29,334)	.0	.0	7.500	3.529	MON	7,812	93,877	.10/17/2003	.06/25/2042
31392H-TR-4	FNMA REMIC TRUST 2003-1 PT				1	2,341,893	.99 7740	2,342,365	2,347,671	2,342,184	.0	291	.0	.0	5.500	5.805	MON	10,760	43,662	.08/29/2006	.04/25/2028
31393U-MZ-3	FNMA REMIC TRUST 2003-118 PE				1	997,330	.96 7810	978,683	1,011,234	1,001,252	.0	(3,811)	.0	.0	3.500	4.201	MON	2,949	35,498	.09/07/2004	.09/25/2033
31393U-KV-4	FNMA REMIC TRUST 2003-122 AJ				1	142,378	.97 5200	139,348	142,892	142,362	.0	(.16)	.0	.0	4.500	4.690	MON	536	6,445	.06/29/2005	.02/25/2033
31393U-VR-1	FNMA REMIC TRUST 2003-130				1	4,915,899	.99 4480	4,865,197	4,892,202	4,924,302	.0	8,403	.0	.0	5.670	5.658	MON	4,623	22,993	.12/11/2006	.01/25/2034
31392J-ZH-5	FNMA REMIC TRUST 2003-17 QR				1	1,311,841	.99 1610	1,318,135	1,329,287	1,315,091	.0	3,250	.0	.0	4.500	5.995	MON	4,985	19,939	.08/25/2006	.11/25/2025
31392J-J2-6	FNMA REMIC TRUST 2003-17 FN				1	3,625,203	.100 4480	3,621,076	3,604,926	3,655,519	.0	30,315	.0	.0	5.620	5.323	MON	3,377	67,690	.09/06/2006	.03/25/2016
31392H-XU-2	FNMA REMIC TRUST 2003-2 CY				1	1,344,364	.99 1130	1,303,517	1,315,183	1,335,945	.0	(4,424)	.0	.0	5.000	4.155	MON	5,480	66,046	.07/13/2004	.07/25/2018
31393B-VB-8	FNMA REMIC TRUST 2003-42 HF				1	10,136,915	.100 7870	10,155,600	10,076,299	10,132,528	.0	(4,386)	.0	.0	5.720	5.666	MON	9,606	241,740	.07/05/2006	.12/25/2017
31393D-ZY-0	FNMA REMIC TRUST 2003-73				1	4,940,057	.100 4110	4,923,435	4,903,283	4,950,336	.0	10,279	.0	.0	5.800	5.741	MON	4,740	23,577	.12/08/2006	.01/25/2031
31393E-Z6-9	FNMA REMIC TRUST 2003-85 BA				1	1,294,975	.98 6570	1,264,348	1,281,559	1,286,908	.0	(2,969)	.0	.0	4.000	3.569	MON	4,272	51,782	.07/09/2004	.03/25/2023
31393T-FD-3	FNMA REMIC TRUST 2003-89 XF				1	10,478,281	.100 5470	10,458,679	10,401,781	10,474,280	.0	(4,001)	.0	.0	5.720	5.631	MON	9,916	298,717	.09/13/2006	.11/25/2032
31393A-V6-1	FNMA REMIC TRUST 2003-T4 2A5				1	631,860	.99 7640	635,507	637,011	635,423	.0	3,563	.0	.0	4.907	5.932	MON	2,567	28,179	.02/14/2006	.09/26/2033
31393U-AG-8	FNMA REMIC TRUST 2003-W17 1A4				1	115,297	.99 5680	115,159	115,658	115,502	.0	202	.0	.0	5.500	5.912	MON	530	6,361	.12/27/2005	.08/25/2033
31393B-X7-5	FNMA REMIC TRUST 2003-W6-F				1	9,716,288	.100 4960	9,719,249	9,671,279	9,712,077	.0	(4,211)	.0	.0	5.670	5.651	MON	45,697	272,006	.11/01/2006	.09/25/2042
31393X-N3-7	FNMA REMIC TRUST 2004-27 FM				1	9,011,264	.100 2710	8,999,125	8,974,804	9,007,281	.0	(3,983)	.0	.0	5.640	5.654	MON	8,436	253,651	.07/05/2006	.07/25/2022
31393Y-3N-3	FNMA REMIC TRUST 2004-51 FO				1	11,125,356	.100														

AMENDED-2- ANNUAL STATEMENT FOR THE YEAR 2006 OF THE CITIZENS PROPERTY INSURANCE CORPORATION

SCHEDULE D - PART 1

Showing all Long-Term BONDS Owned December 31 of Current Year

1	2	Codes			6	7	Fair Value		10	11	Change in Book Adjusted Carrying Value				Interest				Dates		
		3	4	5			8	9			12	13	14	15	16	17	18	19	20	21	22
CUSIP Identification	Description	*	Foreign	Bond CHAR	NAIC Designation	Actual Cost	Rate Used to Obtain Fair Value	Fair Value	Par Value	Book/Adjusted Carrying Value	Unrealized Valuation Increase/(Decrease)	Current Year's (Amortization)/ Accretion	Current Year's Other Than Temporary Impairment Recognized	Total Foreign Exchange Change in B./A.C.V.	Rate of	Effective Rate of	How Paid	Admitted Amount Due & Accrued	Gross Amt. Rec. During Year	Acquired	Maturity
31395B-7A-5	FNMA REMIC TRUST 2006-38 PA				1	1,251,928	.99 3140	1,251,356	1,260,000	1,252,683	.0	.755	.0	.0	5.000	5.417	MON	5,250	10,500	10/06/2006	03/25/2024
31395N-XJ-1	FNMA REMIC TRUST 2006-56 FD				1	4,527,420	100.0650	4,531,779	4,528,835	4,526,549	.0	(871)	.0	.0	5.570	5.732	MON	4,204	105,756	07/25/2006	07/25/2036
31396K-JC-7	FNMA REMIC TRUST 2006-72 HF				1	4,862,905	.99 6940	4,848,025	4,862,905	4,862,905	.0	.0	.0	.0	5.620	5.771	MON	4,555	114,208	07/14/2006	08/25/2026
31396K-YA-4	FNMA REMIC TRUST 2006-79 DF				1	11,150,015	.99 2640	11,054,133	11,136,094	11,150,019	.0	.4	.0	.0	5.670	5.792	MON	10,524	265,280	08/02/2006	08/25/2036
31396K-H4-7	FNMA REMIC TRUST 2006-86 FL				1	21,816,179	.99 7180	21,754,657	21,816,179	21,816,179	.0	.0	.0	.0	5.520	5.663	MON	20,071	405,582	08/01/2006	05/25/2035
31396K-H5-4	FNMA REMIC TRUST 2006-86 FM				1	8,905,936	.99 7180	8,880,821	8,905,936	8,905,936	.0	.0	.0	.0	5.520	5.663	MON	8,193	402,988	08/01/2006	05/25/2035
3136F6-L5-6	FNMA UNIV DEBT FACILITY 2005-6 A				1	730,958	.98 3100	728,970	741,502	733,865	.0	2,907	.0	.0	4.620	5.420	MON	571	31,435	02/02/2006	04/25/2010
3837H2-DV-8	GNMA REMIC TR 1999-18				1	2,198,455	100.3400	2,197,689	2,190,242	2,197,836	.0	(620)	.0	.0	5.620	5.602	MON	5,129	61,467	07/10/2006	05/16/2029
38373R-NB-8	GNMA REMIC TRUST 2001-54				1	1,742,418	100.1860	1,741,305	1,738,073	1,743,687	.0	1,269	.0	.0	5.710	5.739	MON	4,135	8,227	12/08/2006	11/16/2031
38373M-NW-4	GNMA REMIC TRUST 2002-25 B				1	7,138,017	101.2620	6,700,682	6,617,173	6,949,370	.0	(146,535)	.0	.0	6.214	4.222	MON	34,266	411,507	04/27/2004	03/16/2021
38373M-EN-6	GNMA REMIC TRUST 2002-53 B				1	1,009,655	100.4940	1,014,960	1,009,971	1,009,706	.0	.51	.0	.0	5.552	5.708	MON	4,673	28,037	06/05/2006	05/16/2026
38373S-AC-1	GNMA REMIC TRUST 2003-14				1	8,705,929	100.3930	8,710,202	8,676,105	8,721,457	.0	15,528	.0	.0	5.700	5.739	MON	15,111	40,995	12/06/2006	12/20/2030
38374C-6F-3	GNMA REMIC TR 1999-18				1	1,884,006	100.1480	1,880,038	1,877,259	1,883,139	.0	(867)	.0	.0	5.620	5.562	MON	3,224	44,668	03/19/2006	02/20/2024
38374G-XB-3	GNMA REMIC TRUST 2004-39 LX				1	763,721	.99 0420	765,495	772,899	764,900	.0	1,179	.0	.0	4.250	5.568	MON	2,737	19,300	05/26/2006	01/20/2027
38374J-DM-5	GNMA REMIC TRUST 2004-76 NA				1	3,228,969	.98 8760	3,162,749	3,127,200	3,190,949	.0	(12,632)	.0	.0	4.500	3.763	MON	11,860	143,314	10/05/2004	08/20/2027
38373M-WY-3	GNMA REMIC TRUST 2005-10 A				1	1,433,058	.97 6400	1,399,238	1,433,058	1,433,058	.0	.0	.0	.0	4.031	4.106	MON	4,814	57,802	02/28/2005	02/16/2021
2799999	Total Bonds - Special Revenue - Defined Multi-Class Residential Mortgage-Backed Securities					371,910,456	.XXX	370,375,102	370,206,653	371,705,044	.0	(119,009)	.0	.0	XXX	XXX	XXX	943,957	8,987,315	XXX	XXX
83149E-AB-3	SLM STUDENT LOAN TR 2006-5 A-2				1	8,349,021	.99 9980	8,349,833	8,350,000	8,346,138	.0	(2,884)	.0	.0	5.367	5.579	JAJO	84,648	159,538	07/14/2006	07/25/2017
2999999	Total Bonds - Special Revenue - Defined Multi-Class Commercial Mortgage-Backed Securities					8,349,021	.XXX	8,349,833	8,350,000	8,346,138	.0	(2,884)	.0	.0	XXX	XXX	XXX	84,648	159,538	XXX	XXX
3199999	Total - Special Revenue Bonds					530,695,703	.XXX	526,802,479	526,594,543	530,572,817	.0	(17,362)	.0	.0	XXX	XXX	XXX	1,759,114	15,702,277	XXX	XXX
69351U-AB-9	PPL ELEC UTILS CORP				1FE	1,075,812	102.3030	1,074,182	1,050,000	1,073,243	.0	(2,569)	.0	.0	6.250	5.406	FA	24,792	.0	09/13/2006	08/15/2009
3299999	Total Bonds - Public Utilities - Issuer Obligations					1,075,812	.XXX	1,074,182	1,050,000	1,073,243	.0	(2,569)	.0	.0	XXX	XXX	XXX	24,792	.0	XXX	XXX
3899999	Total - Public Utilities Bonds					1,075,812	.XXX	1,074,182	1,050,000	1,073,243	.0	(2,569)	.0	.0	XXX	XXX	XXX	24,792	.0	XXX	XXX
33715W-CX-2	1ST TENN BK MEMPHIS MTN BE				1FE	6,999,363	100.0640	7,004,480	7,000,000	6,999,433	.0	.70	.0	.0	5.435	5.551	FMAN	45,456	193,583	08/03/2006	05/18/2009
88579E-AB-1	3M COMPANY 5.125% 11/06/				1FE	999,560	100.0100	1,000,100	1,000,000	999,580	.0	.20	.0	.0	5.125	5.207	MM	7,545	.0	11/03/2006	11/06/2009
001957-BC-2	A T & T CORP NOTES				1FE	540,145	108.2680	541,340	500,000	538,783	.0	(1,362)	.0	.0	7.300	5.200	MM	4,664	18,250	10/20/2006	11/15/2011
000770-AG-5	ABN AMRO BANK N V				1FE	633,485	100.7750	554,263	550,000	559,529	.0	(20,039)	.0	.0	7.125	3.360	JD	1,415	39,188	02/19/2003	06/18/2007
00817Y-AD-0	AETNA INC NOTES				1FE	204,777	101.5220	205,000	205,000	204,798	.0	.22	.0	.0	5.750	5.859	JD	524	6,090	06/06/2006	06/15/2011
001055-AB-8	AFLAC INC				1FE	580,154	102.4770	548,252	535,000	560,838	.0	(10,522)	.0	.0	6.500	4.310	AO	7,341	29,547	02/18/2005	04/15/2009
01446E-AG-4	ALEUTIAN INVTS LLC MTN BE 144A				1FE	7,000,000	100.0000	7,000,000	7,000,000	7,000,000	.0	.0	.0	.0	0.000	0.000	FMAN	.0	.0	11/09/2006	05/20/2014
020012-AM-2	ALLSTATE FINL 144A				1FE	502,115	.99 9920	499,960	500,000	500,161	.0	(1,863)	.0	.0	5.250	4.921	FA	10,938	26,250	12/13/2005	02/01/2007
02003M-AQ-7	ALLSTATE LIFE 5.42875% 3/23/				1FE	3,001,374	100.0750	3,002,250	3,000,000	3,001,885	.0	.511	.0	.0	5.429	5.554	JD	4,072	42,073	11/21/2006	03/23/2009
026660-WN-9	AMER HONDA FIN 5.42229% 5/12/				1FE	2,001,994	100.1630	2,003,260	2,000,000	2,001,708	.0	(286)	.0	.0	5.456	5.569	FMAN	15,154	.0	11/16/2006	05/12/2008
026660-XW-8	AMER HONDA FIN CORP MTN BE144A				1FE	5,001,460	100.1090	5,005,450	5,000,000	5,007,513	.0	6,053	.0	.0	5.413	5.447	MUSD	16,425	138,631	07/28/2006	03/09/2009
0258M0-CH-0	AMERICAN EXPRESS CR 5.380% 4/06/				1FE	3,251,492	100.0200	3,250,650	3,250,000	3,251,384	.0	(108)	.0	.0	5.380	5.494	MON	12,142	29,619	10/23/2006	04/06/2009
0258M0-BX-6	AMERICAN EXPRESS CR CORP MTNBE				1FE	4,007,760	100.2570	4,010,280	4,000,000	4,007,129	.0	(631)	.0	.0	5.530	5.619	MON	17,814	76,080	08/01/2006	12/02/2010
025818-EM-3	AMERICAN EXPRESS CREDIT				1FE	1,932,542	.97 0570	1,941,140	2,000,000	1,966,418	.0	16,013	.0	.0	3.000	4.325	MM	7,500	51,000	06/28/2006	05/16/2008
02635P-TE-3	AMERICAN GEN FIN MEDIT SRNT BE				1FE	2,500,000	100.3280	2,508,200	2,500,000	2,500,000	.0	.0	.0	.0	5.653	5.777	FMAN	17,273	36,457	08/14/2006	08/17/2011
030955-AL-2	AMERITECH CAPITAL FUNDING				1FE	474,390	100.4640	428,981	427,000	438,218	.0	(10,414)	.0	.0	6.150	3.584	JJ	12,109	26,261	10/02/2003	01/15/2008
0258M0-CN-7	AMERN EXPRESS CORP-C				1FE	25,405,688	.98 1250	24,923,750	25,400,000	25,414,003	.0	8,315	.0	.0	5.480	5.605	MON	57,997	714,278	07/13/2006	06/16/2011
0258M0-CG-2	AMERN EXPRESS CRDT 4.88563% 3/02/				1FE	7,387,500	100.0470	7,388,471	7,385,000	7,387,121	.0	(378)	.0	.0	4.886	4.962	MON	29,065	146,408	08/07/2006	03/02/2009
0258M0-BW-8	AMERN EXPRESS CRED 5.48375% 10/04/				1FE	5,508,415	100.1340	5,507,370	5,500,000	5,507,542	.0	(873)	.0	.0	5.484	5.581	MON	22,620	127,490	07/05/2006	10/04/2010
0258M0-CL-1	AMERN EXPRESS CREDIT-B VAR 5/19/				1FE	3,150,248	100.0200	3,150,630	3,150,000	3,150,203	.0	(46)	.0	.0	5.312	5.440	MON	5,577	83,409	11/07/2006	05/19/2009
02635P-SP-9	AMERN GEN FIN CORP				1FE	339,344	.98 4210	334,631	340,000	339,669	.0	129	.0	.0	4.625	4.723	MM	2,009	15,725	05/17/2004	05/15/2009
02635P-TA-1	AMERN GENL FIN CORP-I VAR 6/27/				1FE	2,905,730	100.2270	2,906,583	2,900,000	2,904,349	.0	(1,381)	.0	.0	2.850	2.765	JJ	35,356	81,878	07/06/2006	06/27/2008
031905-AA-0	AMOCO CORP DEB				1FE	255,908	100.5470	251,368	250,000	252,347	.0	(3,560)	.0	.0	6.500	4.909	FA	6,771	16,250	01/30/2006	08/01/2007
00182E-AC-3	ANZ NATL INTL LTD MTN BE 144A				1FE	5,361,329	.98 5120	5,368,904	5,450,000	5,376,528	.0	15,199	.0	.0	4.265	5.364	MM	29,055	116,221	09/14/2006	05/16/2008
00182E-AF-6	ANZ NATL INTL LTD MTN BE 144A			</																	

AMENDED-2- ANNUAL STATEMENT FOR THE YEAR 2006 OF THE CITIZENS PROPERTY INSURANCE CORPORATION

SCHEDULE D - PART 1

Showing all Long-Term BONDS Owned December 31 of Current Year

1	2	Codes			6	7	Fair Value		10	11	Change in Book Adjusted Carrying Value				Interest				Dates		
		3	4	5			8	9			12	13	14	15	16	17	18	19	20	21	22
CUSIP Identification	Description	*	Foreign	Bond CHAR	NAIC Designation	Actual Cost	Rate Used to Obtain Fair Value	Fair Value	Par Value	Book/Adjusted Carrying Value	Unrealized Valuation Increase/(Decrease)	Current Year's (Amortization)/ Accretion	Current Year's Other Than Temporary Impairment Recognized	Total Foreign Exchange Change in B./A.C.V.	Rate of	Effective Rate of	How Paid	Admitted Amount Due & Accrued	Gross Amt. Rec. During Year	Acquired	Maturity
06423A-AN-3	BANK ONE CORP NOTES				IFE	1,098,560		1,012,370	1,000,000	1,034,739	.0	(20,910)	.0	.0	6.000	3.756	FA	25,000	60,000	10/28/2003	08/01/2008
066050-CV-5	BANKAMERICA CORP				IFE	1,268,775		1,267,550	1,250,000	1,267,579	.0	(1,196)	.0	.0	5.875	5.234	FA	27,743	.0	11/06/2006	02/15/2009
06605V-AA-5	BANKBOSTON CAP TR III				IFE	994,140		98,8450	1,000,000	994,190	.0	.0	.0	.0	6.110	6.398	MJSD	2,885	15,521	12/01/2006	06/15/2027
06606H-RD-2	BANKBOSTON NA BKNT				IFE	536,760		485,702	480,000	497,865	.0	(13,957)	.0	.0	6.375	3.301	MS	8,160	30,600	02/17/2004	03/25/2008
073902-CC-0	BEAR STEARNS CO INC				IFE	951,040		96,6130	1,000,000	970,783	.0	18,293	.0	.0	2.875	4.976	JJ	14,295	28,750	12/02/2005	07/02/2008
073902-KG-2	BEAR STEARNS CO INC VAR 1/31/				IFE	10,007,650		10,031,600	10,000,000	10,005,332	.0	(2,318)	.0	.0	4.870	5.018	JAJO	83,869	285,891	07/10/2006	01/31/2011
073928-SA-6	BEAR STEARNS CO INC 5.765% 11/21/				IFE	4,001,520		4,007,200	4,000,000	4,001,490	.0	(30)	.0	.0	5.765	5.974	FMAN	26,263	.0	12/12/2006	11/21/2016
073928-G5-6	BEAR STEARNS CO-SE VAR 9/09/				IFE	5,026,115		5,022,700	5,000,000	5,022,326	.0	(3,789)	.0	.0	4.113	3.976	JJ	98,263	144,027	07/06/2006	09/09/2009
073902-BV-9	BEAR STEARNS CO INC NTS				IFE	1,269,020		1,106,187	1,090,000	1,119,822	.0	(46,610)	.0	.0	7.800	3.354	FA	32,119	85,020	02/03/2004	08/15/2007
079860-AM-4	BELLSOUTH CORP				IFE	2,500,000		2,501,450	2,500,000	2,500,000	.0	.0	.0	.0	5.474	5.603	FMAN	17,486	38,750	08/02/2006	08/15/2008
079860-AF-9	BELLSOUTH CORP NOTES				IFE	998,956		97,2140	1,000,000	999,408	.0	202	.0	.0	4.200	4.268	MS	12,367	42,000	01/24/2005	09/15/2009
084664-AK-7	BERKSHIRE HATHWAY 144A				IFE	1,997,240		1,982,540	2,000,000	1,999,510	.0	950	.0	.0	3.400	3.479	JJ	33,811	68,000	07/12/2004	07/02/2007
084664-AR-2	BERKSHIRE HATHWAY 144A				IFE	1,144,331		1,151,690	1,185,000	1,152,783	.0	8,452	.0	.0	4.125	5.167	JJ	22,540	24,441	02/14/2006	01/15/2010
084664-AC-5	BERKSHIRE HTHWY 144A				IFE	2,738,583		2,616,759	2,700,000	2,715,650	.0	(8,383)	.0	.0	3.375	3.063	AO	19,238	91,125	03/09/2004	10/15/2008
084664-AP-6	BERKSHIRE HTHWY 144A				IFE	4,675,133		4,676,258	4,670,000	4,690,495	.0	15,362	.0	.0	5.420	5.084	JJ	95,605	126,301	05/02/2006	01/11/2008
08658A-NB-7	BETA FIN INC / BETA FIN CORP				IFE	2,898,896		2,898,840	2,900,000	2,898,940	.0	43	.0	.0	5.359	5.489	MJSD	12,951	.0	11/28/2006	12/01/2008
097014-AF-1	BOEING CAPITAL CORP				IFE	239,549		225,167	225,000	225,484	.0	(3,846)	.0	.0	5.750	4.021	FA	4,888	12,938	02/19/2003	02/15/2007
097014-AJ-3	BOEING CAPITAL CORP				IFE	813,240		793,912	800,000	806,802	.0	(3,898)	.0	.0	4.750	4.256	FA	13,300	38,000	04/28/2005	08/25/2008
105130-BJ-9	BRANCH BKG & TR CO INC MTN BE				IFE	5,000,975		5,002,500	5,000,000	5,000,633	.0	(342)	.0	.0	5.390	5.494	MJSD	17,967	136,048	08/22/2006	06/08/2009
141781-AS-3	CARGILL INC NTS 144A				IFE	781,832		777,509	805,000	790,650	.0	6,143	.0	.0	3.625	4.544	MS	9,484	29,181	07/19/2005	03/04/2009
14911R-AE-9	CATERPILLAR FIN SRVC				IFE	1,602,000		1,497,030	1,500,000	1,514,676	.0	(31,575)	.0	.0	4.875	2.719	JD	3,250	73,125	03/01/2004	06/15/2007
14912L-2V-2	CATERPILLAR FINL VAR 10/28/				IFE	2,502,925		2,503,950	2,500,000	2,502,030	.0	(895)	.0	.0	5.196	5.327	JAJO	23,453	69,193	07/10/2006	10/28/2008
161480-AA-6	CHASE CAP I				IFE	2,871,780		2,873,280	3,000,000	2,872,579	.0	799	.0	.0	5.871	6.392	FMAN	29,356	89,221	07/18/2006	02/01/2027
16161A-BM-9	CHASE MANHATTAN CORP				IFE	1,005,804		901,080	900,000	902,421	.0	(28,231)	.0	.0	7.125	3.924	FA	26,719	64,125	02/19/2003	02/01/2007
17275R-AA-0	CISCO SYSTEMS INC VAR 2/20/				IFE	8,504,461		8,503,155	8,495,000	8,503,214	.0	(1,247)	.0	.0	5.269	5.324	FMAN	50,981	192,951	10/20/2006	02/20/2009
125581-AA-6	CIT GROUP HOLDINGS				IFE	2,440,154		2,235,591	2,225,000	2,242,362	.0	(66,599)	.0	.0	7.375	4.302	AO	40,568	164,094	06/01/2004	04/02/2007
125581-AS-7	CIT GROUP INC				IFE	1,997,080		1,990,100	2,000,000	1,998,104	.0	929	.0	.0	5.000	5.117	MN	10,278	100,000	11/16/2005	11/24/2008
125581-BE-7	CIT GROUP INC				IFE	2,000,000		2,000,000	2,000,000	2,000,000	.0	.0	.0	.0	5.656	5.785	JAJO	19,811	30,184	07/24/2006	07/28/2011
125581-AV-0	CIT GROUP INC 5.69761% 1/30/				IFE	3,005,172		3,007,050	3,000,000	3,004,767	.0	(405)	.0	.0	5.698	5.736	JAJO	28,963	42,732	10/23/2006	01/30/2009
125581-AD-0	CIT GROUP INC NOTES				IFE	802,320		751,650	750,000	762,381	.0	(13,077)	.0	.0	5.500	3.682	MN	3,552	41,250	10/28/2003	11/30/2007
12560P-EP-2	CIT GROUP INC NOTES VAR 12/21/				IFE	2,866,616		2,864,450	2,850,000	2,865,565	.0	(1,051)	.0	.0	5.824	5.797	JJ	73,775	84,133	07/06/2006	12/21/2012
125577-AT-3	CIT GROUP INC NOTES 5.42% 11/03/				IFE	5,016,350		5,021,600	5,000,000	5,013,751	.0	(2,599)	.0	.0	5.420	5.528	FMAN	44,414	142,824	07/05/2006	11/03/2010
201615-DT-5	CITIFINANCIAL				IFE	761,935		717,105	712,000	726,696	.0	(14,109)	.0	.0	6.250	4.164	JJ	22,250	44,500	06/04/2004	01/01/2008
172967-DS-7	CITIGROUP INC				IFE	15,021,120		15,020,700	15,000,000	15,021,103	.0	(17)	.0	.0	5.950	6.074	FMAN	89,250	.0	12/07/2006	08/25/2036
172967-CH-2	CITIGROUP INC NOTES				IFE	3,678,974		3,736,156	3,850,000	3,705,211	.0	26,237	.0	.0	3.625	5.619	FA	55,050	45,313	11/06/2006	02/09/2009
172967-CM-1	CITIGROUP INC NOTES VAR 6/09/				IFE	3,444,161		3,444,000	3,435,000	3,442,659	.0	(1,502)	.0	.0	1.574	1.486	JJ	25,835	96,652	07/05/2006	06/09/2009
172967-DL-2	CITIGROUP INC NOTES VAR 5/18/				IFE	5,998,592		6,000,540	6,000,000	5,999,362	.0	770	.0	.0	5.465	5.542	JJ	147,993	153,410	08/23/2006	05/18/2011
172967-DW-9	CITIGROUP INC NOTES VAR 6/09/				IFE	7,997,410		8,016,560	8,000,000	7,997,507	.0	97	.0	.0	5.553	5.634	JJ	212,229	230,443	07/06/2006	06/09/2016
172967-CS-8	CITIGROUP INC NOTES VAR 11/05/				IFE	5,028,625		5,031,200	5,000,000	5,026,666	.0	(1,959)	.0	.0	2.480	2.463	FMAN	19,633	143,692	07/06/2006	11/05/2014
22237L-ND-0	COUNTRYWIDE FINANCIAL				IFE	1,443,664		1,434,558	1,450,000	1,448,667	.0	1,321	.0	.0	4.250	4.395	JD	61,625	12,054	12/12/2002	12/19/2007
22238H-BD-1	COUNTRYWIDE FINL CORP VAR 3/24/				IFE	11,277,704		11,294,456	11,270,000	11,276,414	.0	(1,290)	.0	.0	5.289	5.331	JJ	259,972	323,350	07/10/2006	03/24/2009
22238H-AC-4	COUNTRYWIDE FINL CORP MTN BK				IFE	5,160,661		5,161,485	5,150,000	5,157,285	.0	(3,376)	.0	.0	5.618	5.623	FMAN	45,023	147,208	08/02/2006	05/05/2008
22237L-NW-8	COUNTRYWIDE HM LNS				IFE	844,517		862,578	865,000	863,522	.0	11,712	.0	.0	2.875	4.326	FA	9,395	24,869	05/09/2005	02/15/2007
22237L-PM-8	COUNTRYWIDE HOME LNS				IFE	5,751,094		5,754,301	5,925,000	5,767,491	.0	16,061	.0	.0	4.125	5.261	MS	71,964	38,156	09/14/2006	09/15/2009
22541L-AF-0	CRDT SUISSSE FST BSTN				IFE	1,347,857		1,326,816	1,335,000	1,339,627	.0	(4,271)	.0	.0	4.625	4.327	JJ	61,744	61,744	08/25/2005	11/15/2008
22541L-BH-5	CRDT SUISSSE FST BSTN				IFE	1,209,903		1,196,835	1,210,000	1,209,928	.0	18	.0	.0	4.875	4.936	FA	22,284	58,660	08/10/2005	08/15/2010
22541L-AN-3	CREDIT SUISSSE FB NTS				IFE	2,664,517		2,673,000	2,700,000	2,670,622	.0	6,608	.0	.0	4.700	5.254	JD	10,575	115,150	09/08/2006	06/01/2009
225434-AE-9	CREDIT SUISSSE USA VAR 3/02/				IFE	12,906,656		12,921,285	12,900,000	12,907,921	.0	1,265	.0	.0	5.560	5.620	JJ	354,317	364,979	08/17/2006	03/02/2011
22541L-BR-3	CREDIT SUISSSE USA INC				IFE	3,004,620		3,005,130	3,000,000	3,004,456	.0	(164)	.0	.0							

AMENDED-2- ANNUAL STATEMENT FOR THE YEAR 2006 OF THE CITIZENS PROPERTY INSURANCE CORPORATION

SCHEDULE D - PART 1

Showing all Long-Term BONDS Owned December 31 of Current Year

1	2	Codes			6	7	Fair Value		10	11	Change in Book Adjusted Carrying Value				Interest				Dates		
		3	4	5			8	9			12	13	14	15	16	17	18	19	20	21	22
CUSIP Identification	Description	*	Foreign	Bond CHAR	NAIC Designation	Actual Cost	Rate Used to Obtain Fair Value	Fair Value	Par Value	Book/Adjusted Carrying Value	Unrealized Valuation Increase/(Decrease)	Current Year's (Amortization)/ Accretion	Current Year's Temporary Impairment Recognized	Total Foreign Exchange Change in B./A.C.V.	Rate of	Effective Rate of	How Paid	Admitted Amount Due & Accrued	Gross Amt. Rec. During Year	Acquired	Maturity
316773-CG-3	FIFTH THIRD BANCORP.				IFE	3,000,000	100.0210	3,000,630	3,000,000	3,000,000	.0	.0	.0	.0	5.785	6.000	MJSD	5,785	.0	12/13/2006	12/20/2016
337358-AV-7	FIRST UN CORP.				IFE	633,771	102.1990	597,864	585,000	610,802	.0	(11,894)	.0	.0	6.375	4.140	JJ	17,197	37,294	01/12/2005	01/15/2009
349570-AA-5	FORTIS BK N Y BRH				IFE	6,000,000	100.0260	6,001,560	6,000,000	6,000,000	.0	.0	.0	.0	5.404	5.514	MJSD	2,702	81,957	09/21/2006	09/28/2009
302570-AV-8	FPL GROUP CAP INC.				IFE	265,559	101.0960	267,904	265,000	265,543	.0	(16)	.0	.0	5.625	5.652	MS	5,507	.0	10/23/2006	09/01/2011
369626-Y5-7	GENERAL ELEC CAP 5.380% 10/24/				IFE	2,000,000	100.0320	2,000,640	2,000,000	2,000,000	.0	.0	.0	.0	5.380	5.452	JJ	19,428	.0	10/23/2006	10/24/2008
369626-K9-4	GENERAL ELEC CAP CORP MTN BE				IFE	6,029,550	100.6500	6,039,000	6,000,000	6,029,011	.0	(539)	.0	.0	5.620	5.659	MJSD	14,987	171,395	08/23/2006	09/15/2014
369626-S7-0	GENERAL ELEC CAP CORP MTN BE				IFE	7,007,350	100.1210	7,008,470	7,000,000	7,005,131	.0	(2,219)	.0	.0	5.474	5.565	JAJO	74,561	194,284	07/05/2006	10/21/2010
369626-T7-9	GENERAL ELEC CAP CORP MTN BE				IFE	7,003,612	100.0550	7,003,850	7,000,000	7,002,605	.0	(1,007)	.0	.0	5.410	5.500	JAJO	90,467	98,747	09/06/2006	01/05/2009
369626-W7-5	GENERAL ELEC CAP CORP MTN BE				IFE	5,000,000	99.8820	4,994,100	5,000,000	5,000,000	.0	.0	.0	.0	5.748	5.960	FMAN	45,513	.0	11/14/2006	05/05/2026
369626-Z3-1	GENERAL ELEC CAP CORP MTN BE				IFE	3,267,952	100.3050	3,254,897	3,245,000	3,267,472	.0	(480)	.0	.0	5.250	5.047	AO	30,287	.0	12/05/2006	10/27/2009
369626-B7-8	GENERAL ELECTRIC MTN.				IFE	1,924,395	97.7850	1,867,694	1,910,000	1,913,866	.0	(2,856)	.0	.0	3.500	3.375	MM	11,142	66,850	08/22/2003	05/01/2008
369626-D6-8	GENERAL ELECTRIC MTN.				IFE	2,148,732	98.9880	2,128,242	2,150,000	2,149,790	.0	328	.0	.0	3.500	3.547	FA	28,428	75,250	08/12/2003	08/15/2007
369626-ZZ-0	GENL ELECT CAP CORP.				IFE	494,115	99.0900	495,450	500,000	497,000	.0	2,749	.0	.0	4.250	4.908	JA	9,799	21,250	12/13/2005	01/15/2008
369626-R8-9	GENL ELECT CAP SER-A VAR 7/27/				IFE	5,008,870	100.1620	5,008,100	5,000,000	5,008,260	.0	(610)	.0	.0	5.280	5.314	JJ	112,933	139,056	07/07/2006	07/27/2012
369626-U5-1	GENL ELECT CAP SR-A VAR 1/08/				IFE	2,997,750	100.0550	3,001,650	3,000,000	2,997,841	.0	91	.0	.0	5.223	5.301	JJ	75,291	43,755	07/05/2006	01/08/2016
37247D-AD-8	GENWORTH FINL INC.				IFE	460,733	99.0190	445,586	450,000	456,200	.0	(2,350)	.0	.0	4.750	4.197	JD	950	21,375	01/13/2005	06/15/2009
37247X-AA-0	GENWORTH GLOBAL FDG VAR 12/15/				IFE	8,520,093	80.0000	6,800,000	8,500,000	8,518,114	.0	(1,979)	.0	.0	5.489	5.502	JJ	215,153	238,489	07/06/2006	12/15/2010
38141G-CS-1	GOLDMAN SACHS GROUP.				IFE	4,556,340	98.8570	4,374,422	4,425,000	4,457,104	.0	(29,871)	.0	.0	4.125	3.438	JJ	182,531	182,531	02/25/2004	01/15/2008
38143U-AA-9	GOLDMAN SACHS GROUP.				IFE	1,547,536	97.4170	1,558,672	1,600,000	1,575,712	.0	11,101	.0	.0	3.875	4.718	JJ	28,589	62,000	05/13/2004	01/15/2009
38143U-AV-3	GOLDMAN SACHS GROUP.				IFE	2,000,000	101.6480	2,032,960	2,000,000	2,000,000	.0	5,967	.0	.0	5.967	5.705	MJSD	994	115,365	09/22/2004	09/29/2014
38141G-EF-7	GOLDMAN SACHS GROUP INC.				IFE	997,860	99.1600	991,600	1,000,000	998,229	.0	369	.0	.0	5.000	5.113	JJ	23,056	24,722	01/09/2006	01/15/2011
38141G-ET-7	GOLDMAN SACHS GROUP INC.				IFE	3,000,000	100.0240	3,000,720	3,000,000	3,000,000	.0	.0	.0	.0	5.455	5.568	FMAN	20,456	.0	11/09/2006	11/16/2009
38143U-BE-0	GOLDMAN SACHS GROUP LP.				IFE	997,950	97.8740	978,740	1,000,000	998,525	.0	386	.0	.0	4.500	4.598	JD	2,000	45,000	06/21/2005	06/15/2010
38143U-BD-2	GOLDMAN SACHS GRP VAR 6/28/				IFE	7,943,625	100.6000	7,947,400	7,900,000	7,938,607	.0	(5,018)	.0	.0	3.862	3.746	JJ	129,667	229,996	07/05/2006	06/28/2010
38141G-DZ-4	GOLDMAN SACHS GRP INC.				IFE	5,018,205	100.9470	5,047,350	5,000,000	5,051,671	.0	33,466	.0	.0	5.872	5.922	JAJO	66,059	146,745	07/06/2006	01/12/2015
38141E-KF-5	GOLDMAN SACHS GRP SR-B VAR 7/22/				IFE	19,942,995	100.3490	20,069,800	20,000,000	19,945,325	.0	2,330	.0	.0	5.490	5.607	JJ	484,950	506,978	08/15/2006	07/22/2015
38141E-JV-2	GOLDMAN SACHS GRP-B VAR 10/07/				IFE	12,596,875	101.0270	12,628,375	12,500,000	12,589,030	.0	(7,845)	.0	.0	5.889	5.798	JJ	355,779	194,247	07/05/2006	10/07/2011
38141E-KK-4	GOLDMAN SACHS GRP-B VAR 12/22/				IFE	4,328,650	100.1150	4,329,974	4,325,000	4,327,965	.0	(685)	.0	.0	5.527	5.565	JJ	120,964	120,964	07/05/2006	12/22/2008
38141E-KG-3	GOLDMAN SACHS SER-B VAR 7/29/				IFE	5,005,070	100.1640	5,008,200	5,000,000	5,003,950	.0	(1,120)	.0	.0	5.226	5.240	JJ	110,319	138,812	07/11/2006	07/29/2008
4128A0-AA-1	HARLEY-DAVIDSON 144A				IFE	2,006,840	96.8890	1,937,780	2,000,000	2,003,290	.0	(1,597)	.0	.0	3.625	3.568	JD	3,222	72,500	09/23/2004	12/15/2008
416515-AG-9	HARTFORD FINL SVCS GROUP.				IFE	620,958	99.5020	597,012	600,000	603,398	.0	(4,930)	.0	.0	4.700	3.870	MS	9,400	28,200	03/31/2003	09/01/2007
416515-AH-7	HARTFORD FINL SVCS GROUP INC.				IFE	4,210,028	100.3950	4,206,551	4,190,000	4,207,063	.0	(2,965)	.0	.0	5.550	5.393	FMAN	29,068	58,136	09/14/2006	08/16/2008
41659E-EW-3	HARTFORD LIFE GLBL FDG VAR 3/15/				IFE	2,999,820	100.0500	3,001,500	3,000,000	2,999,837	.0	17	.0	.0	5.429	5.505	JJ	75,106	83,258	07/05/2006	03/15/2011
4041A0-CA-4	HBOS TREAS SVCS 144A VAR 7/17/				IFE	7,000,000	100.0610	7,004,270	7,000,000	7,000,000	.0	.0	.0	.0	3.850	3.887	JJ	122,772	99,228	07/11/2006	07/17/2009
4041A0-CB-2	HBOS TREAS SVCS 144A VAR 7/17/				IFE	8,000,000	100.0090	8,000,720	8,000,000	8,000,000	.0	.0	.0	.0	5.409	5.545	MON	16,827	183,902	07/11/2006	07/17/2009
4041E-AA-6	HBOS TREAS SVCS 5.000% 11/21/				IFE	1,299,324	99.4570	1,292,941	1,300,000	1,299,337	.0	13	.0	.0	5.000	5.075	MM	7,222	.0	11/10/2006	11/21/2011
428236-AJ-2	HEWLETT PACKARD CO VAR 5/22/				IFE	3,002,031	100.1580	3,004,740	3,000,000	3,001,114	.0	(917)	.0	.0	5.339	5.502	FMAN	17,798	81,509	07/06/2006	05/22/2009
437076-AN-2	HOME DEPOT INC NOTES				IFE	1,599,168	99.4770	1,591,632	1,600,000	1,599,284	.0	116	.0	.0	5.200	5.280	MS	27,733	36,284	03/21/2006	03/01/2011
40429C-CV-2	HOUSEHOLD FIN CORP.				IFE	1,336,154	97.0000	1,299,800	1,340,000	1,337,065	.0	709	.0	.0	4.625	4.745	MS	18,248	61,975	09/08/2005	09/15/2010
441812-KC-7	HOUSEHOLD FIN CORP.				IFE	2,564,875	99.3310	2,483,275	2,500,000	2,520,065	.0	(18,575)	.0	.0	4.625	3.867	JJ	53,316	115,625	07/08/2004	01/15/2008
441812-KF-0	HOUSEHOLD FIN CORP.				IFE	2,855,363	98.0140	2,768,896	2,825,000	2,837,918	.0	(6,263)	.0	.0	4.125	3.919	JD	5,179	116,531	02/11/2004	12/15/2008
441812-KH-6	HOUSEHOLD FIN CORP.				IFE	976,492	97.2210	1,001,376	1,030,000	983,877	.0	7,386	.0	.0	4.125	5.924	MM	5,311	21,244	06/28/2006	11/16/2009
441812-KJ-2	HOUSEHOLD FIN CORP.				IFE	11,560,359	100.6320	11,572,680	11,500,000	11,585,366	.0	25,007	.0	.0	5.655	5.375	MM	81,291	351,818	07/10/2006	11/16/2009
441812-JX-3	HOUSEHOLD FINANCE CRP.				IFE	1,288,296	100.0320	1,200,384	1,200,000	1,202,386	.0	(28,907)	.0	.0	5.750	3.302	JJ	28,942	69,000	12/05/2003	01/30/2007
441812-KG-8	HOUSEHOLD FINANCE CRP.				IFE	564,514	98.9180	558,887	565,000	564,754	.0	96	.0	.0	4.750	4.827	MM	3,429	26,838	05/19/2004	05/15/2009
404200-AN-9	HSBC BANK USA NOTES.				IFE	482,300	96.9580	484,790	500,000	483,939	.0	1,639	.0	.0	3.875	5.228	MS	5,705	.0	09/13/2006	09/15/2009
40429J-AR-8	HSBC FIN CORP 5.62743% 6/19/				IFE	3,628,625	100.1190	3,629,314	3,625,000	3,628,592	.0	(33)	.0	.0	5.480	5.632	MJSD	7,173	50,214	11/01/2006	06/19/2009
40429J-AS-6	HSBC FIN CORP MINS																				

AMENDED-2- ANNUAL STATEMENT FOR THE YEAR 2006 OF THE CITIZENS PROPERTY INSURANCE CORPORATION

SCHEDULE D - PART 1

Showing all Long-Term BONDS Owned December 31 of Current Year

1	2	Codes			6	7	Fair Value		10	11	Change in Book Adjusted Carrying Value					
		3	4	5			8	9			12	13	14	15	16	17
CUSIP Identification	Description	*	F o r e i g n	Bond CHAR	NAIC Designation	Actual Cost	Rate Used to Obtain Fair Value	Fair Value	Par Value	Book/Adjusted Carrying Value	Unrealized Valuation Increase/(Decrease)	Current Year's (Amortization)/ Accretion	Current Year's Other Than Temporary Impairment Recognized	Total Foreign Exchange Change in B./A.C.V.	Rate of	Effective Rate of
45974V-ZZ-4	INTL LEASE FIN CORP VAR				1FE	17,556,277	100.3620	17,623,567	17,560,000	17,562,094	.0	5,817	.0	.0	5.590	5.780
45974V-A5-7	INTL LEASE FIN SER-Q VAR 7/15/				1FE	12,500,000	100.2130	12,526,625	12,500,000	12,500,000	.0	.0	.0	.0	5.820	5.948
459745-FP-5	INTL LEASE FINANCE CORP.				1FE	1,289,108	98.8980	1,280,729	1,295,000	1,290,966	.0	1,099	.0	.0	5.000	5.169
61688A-AX-6	J P MORGAN & CO INC NTS.				1FE	3,089,117	101.4220	2,941,238	2,900,000	2,990,585	.0	(41,578)	.0	.0	6.000	4.430
46626Y-AA-0	J P MORGAN CHASE CAP XIII				1FE	5,019,400	100.2610	5,013,050	5,000,000	5,018,185	.0	(1,215)	.0	.0	6.317	6.439
46849E-AD-9	JACKSON INT'L 144A				1FE	2,624,050	100.0650	2,501,625	2,500,000	2,510,424	.0	(49,517)	.0	.0	5.250	3.234
244217-BH-7	JOHN DEERE CAP CORP.				1FE	313,383	99.4430	298,329	300,000	302,119	.0	(3,208)	.0	.0	4.500	3.408
24422E-PS-2	JOHN DEERE CAPITAL CORP VAR 6/10/				1FE	1,802,308	100.1990	1,803,582	1,800,000	1,801,757	.0	(551)	.0	.0	3.959	3.926
478366-AP-2	JOHNSON CONTROLS 5.73031% 1/17/				1FE	3,003,534	100.1520	3,004,560	3,000,000	3,003,012	.0	(522)	.0	.0	5.730	5.709
46623E-CD-9	JP MORGAN CHASE CO 5.43688% 12/22/				1FE	3,003,048	100.1530	3,004,590	3,000,000	3,002,990	.0	(58)	.0	.0	5.437	5.580
46625H-BH-2	JPM CHASE				1FE	971,510	96.4230	964,230	1,000,000	972,366	.0	856	.0	.0	3.500	4.894
46625H-DC-1	JPMORGAN CHASE & C VAR 1/17/				1FE	6,814,962	100.2820	6,819,176	6,800,000	6,812,473	.0	(2,489)	.0	.0	5.238	5.369
46625H-BY-5	JPMORGAN CHASE & CO VAR 10/02/				1FE	5,523,276	100.4230	5,523,265	5,500,000	5,519,760	.0	(3,516)	.0	.0	0.005	(0.125)
49306B-NW-9	KEY BANK N A NOTES.				1FE	1,000,000	98.7020	987,020	1,000,000	1,000,000	.0	.0	.0	.0	4.412	4.461
500630-BH-0	KOREA DEVELOPMENT BK.				1FE	1,566,998	97.0770	1,543,524	1,590,000	1,576,582	.0	5,739	.0	.0	3.875	4.335
515110-AJ-3	LANDWIRTSCH RENTENBAN.				1FE	1,243,375	98.5270	1,231,588	1,250,000	1,248,208	.0	2,224	.0	.0	3.250	3.467
52520Y-AB-3	LEHMAN BROS E-CAP TR VAR 8/19/				1FE	2,876,021	100.9110	2,875,964	2,850,000	2,875,996	.0	(24)	.0	.0	5.954	6.030
52517P-D6-5	LEHMAN BROS HLDGS VAR 12/23/				1FE	15,521,544	100.2490	15,538,595	15,500,000	15,519,417	.0	(2,127)	.0	.0	4.710	4.730
52517P-D7-7	LEHMAN BROS HLDGS INC MTN BE.				1FE	344,365	99.0920	346,822	350,000	344,592	.0	227	.0	.0	5.000	5.505
52517P-G2-1	LEHMAN BROS HLDGS INC MTN BE.				1FE	7,004,865	100.1030	7,007,210	7,000,000	7,002,497	.0	(2,368)	.0	.0	5.460	5.555
52517P-K8-3	LEHMAN BROS HLDGS INC MTN BE.				1FE	2,500,000	100.0490	2,501,225	2,500,000	2,500,000	.0	.0	.0	.0	5.475	5.590
52517P-L3-3	LEHMAN BROS HLDGS INC MTN BE.				1FE	3,001,038	100.0150	3,000,450	3,000,000	3,000,946	.0	(92)	.0	.0	5.370	5.486
524908-JA-9	LEHMAN BROTHERS				1FE	1,592,981	97.2100	1,555,360	1,600,000	1,597,604	.0	1,429	.0	.0	3.500	3.629
52517P-XU-0	LEHMAN BROTHERS				1FE	1,001,895	100.4210	1,004,210	1,000,000	1,019,662	.0	9,118	.0	.0	5.624	5.657
524908-FD-7	LEHMAN BROTHERS HOLDINGS				1FE	2,320,557	98.6220	2,248,582	2,280,000	2,289,368	.0	(8,536)	.0	.0	4.000	3.634
5525V0-AM-8	M & I BANK FSB NOTES				1FE	498,420	96.7500	483,750	500,000	499,130	.0	309	.0	.0	3.950	4.061
571748-AD-4	MARSH & MCLENN COS.				2FE	669,335	99.9670	624,794	625,000	627,498	.0	(11,862)	.0	.0	5.375	3.447
571834-AE-0	MARSHALL & ILSLEY CORP.				1FE	5,374,985	97.8050	5,379,275	5,500,000	5,387,046	.0	12,061	.0	.0	4.375	5.304
55263K-AA-9	MBNA CAP B.				1FE	2,890,227	99.5410	2,886,689	2,900,000	2,892,931	.0	2,704	.0	.0	6.171	6.338
55263E-CG-8	MBNA CORPORATION NTS.				1FE	505,575	100.1820	500,910	500,000	502,847	.0	(2,728)	.0	.0	5.625	5.043
59018Y-SK-8	MERRILL LYNCH & CO.				1FE	2,042,144	97.9870	1,959,740	2,000,000	2,018,460	.0	(8,583)	.0	.0	4.125	3.685
59018Y-UX-7	MERRILL LYNCH & CO.				1FE	3,883,184	101.1350	3,893,698	3,850,000	3,891,049	.0	7,864	.0	.0	5.834	5.743
59022C-AA-1	MERRILL LYNCH & CO INC.				1FE	17,000,000	99.8840	16,980,280	17,000,000	17,000,000	.0	.0	.0	.0	6.120	6.263
59018Y-NZ-0	MERRILL LYNCH & CO SR-B.				1FE	876,304	98.8530	845,193	855,000	859,296	.0	(4,768)	.0	.0	4.000	3.440
59018Y-XY-2	MERRILL LYNCH CO INC MTN BE.				1FE	15,001,095	100.1710	15,025,650	15,000,000	14,999,807	.0	(1,288)	.0	.0	5.577	5.699
59018Y-XZ-9	MERRILL LYNCH CO INC MTN BE.				1FE	1,164,953	102.2080	1,190,723	1,165,000	1,164,957	.0	.4	.0	.0	5.770	5.854
59018Y-UZ-2	MERRILL LYNCH SER-C.				1FE	1,197,275	97.1710	1,214,638	1,250,000	1,205,177	.0	7,902	.0	.0	4.250	5.599
59217E-AA-2	MET LIFE GLOBAL 144A				1FE	354,375	99.7480	349,118	350,000	351,074	.0	(2,219)	.0	.0	4.750	4.126
59217E-AD-6	METRO LIFE GLOBAL 144A				1FE	373,702	95.7140	374,242	391,000	382,188	.0	5,706	.0	.0	2.600	4.244
615320-AA-9	MONUMENTAL GLOBAL 144A				1FE	2,295,492	99.9810	2,299,563	2,300,000	2,299,917	.0	993	.0	.0	5.200	5.314
615322-AN-4	MONUMENTAL GLOBL 144A				1FE	4,167,169	98.1460	4,023,986	4,100,000	4,116,478	.0	(13,692)	.0	.0	3.850	3.532
61532Y-AA-2	MONUMENTAL LIFE GLOBAL FDG II				1FE	8,000,000	99.8630	7,989,040	8,000,000	8,000,000	.0	.0	.0	.0	5.437	5.549
617446-HB-8	MORGAN STAN-DN WITTER				1FE	689,280	100.0660	650,429	650,000	653,759	.0	(14,653)	.0	.0	5.800	3.497
617446-ZH-5	MORGAN STANLEY				1FE	3,005,064	100.1840	3,005,520	3,000,000	3,004,968	.0	(96)	.0	.0	5.503	5.566
617446-ZE-2	MORGAN STANLEY 4.910% 3/07/				1FE	3,251,781	100.0730	3,252,373	3,250,000	3,251,542	.0	(239)	.0	.0	4.910	4.928
617446-HW-2	MORGAN STANLEY NOTES				1FE	2,624,476	97.9770	2,581,694	2,635,000	2,630,596	.0	3,367	.0	.0	3.625	3.799
61746B-AL-0	MORGAN STANLEY NOTES				1FE	10,700,072	97.5150	10,385,348	10,650,000	10,643,439	.0	(14,475)	.0	.0	3.875	3.952
61746S-BB-4	MORGAN STANLEY NOTES VAR 1/15/				1FE	4,222,600	100.5220	4,221,924	4,200,000	4,219,594	.0	(3,006)	.0	.0	2.842	2.699
617446-YT-0	MORGAN STANLEY NOTES VAR 1/18/				1FE	10,865,731	100.3170	10,884,395	10,850,000	10,864,199	.0	(1,532)	.0	.0	4.850	4.872
61746S-BD-1	MORGAN STANLEY NTS.				1FE	22,055,940	100.8950	22,196,900	22,000,000	22,117,245	.0	61,305	.0	.0	5.854	5.974
635405-AN-3	NATIONAL CITY CORP NTS.				1FE	440,627	97.1760	442,151	455,000	450,812	.0	3,202	.0	.0	3.200	4.000
637432-CY-9	NATIONAL RURAL UTILITIES CORP.				1FE	3,731,913	98.4520	3,544,272	3,600,000	3,633,042	.0	(28,555)	.0	.0	3.875	3.062
637432-CV-5	NATIONAL RURAL UTILS COOP FIN.				1FE	3,243,744	101.2360	3,239,552	3,200,000	3,239,656	.0	(4,088)	.0	.0	5.750	5.314
637432-CS-2	NATL RURAL UTIL COOP-C.				1FE	607,261	100.1390	550,765	550,000	552,561	.0	(14,949)	.0	.0	6.500	3.723
63859U-AV-5	NATN WIDE BLDG SOC SRMTN BE144A				1FE	2,700,000	100.0040	2,700,108	2,700,000	2,700,000	.0	.0	.0	.0	5.377	5.486
64952W-AB-9	NEW YORK LIFE 144A				1FE	9,930,863	97.3110	9,487,823	9,750,000	9,827,808	.0	(36,209)	.0	.0	3.875	3.496
654753-AA-0	NIPPON LIFE INS 144A				1FE	384,284	97.8100	376,569	385,000	384,463	.0	133	.0	.0	4.875	4.978

E08.10

AMENDED-2- ANNUAL STATEMENT FOR THE YEAR 2006 OF THE CITIZENS PROPERTY INSURANCE CORPORATION

SCHEDULE D - PART 1

Showing all Long-Term BONDS Owned December 31 of Current Year

1	2	Codes			6	7	Fair Value		10	11	Change in Book Adjusted Carrying Value					16	17
		3	4	5			8	9			12	13	14	15			
CUSIP Identification	Description	*	Foreign	Bond CHAR	NAIC Designation	Actual Cost	Rate Used to Obtain Fair Value	Fair Value	Par Value	Book/Adjusted Carrying Value	Unrealized Valuation Increase/ (Decrease)	Current Year's (Amortization)/ Accretion	Current Year's Other Than Temporary Impairment Recognized	Total Foreign Exchange Change in B./A.C.V.	Rate of	Effective Rate of	
68402L-AF-1	ORACLE CORP 144A			1	1FE	6,009,270	100.1430	6,008,580	6,000,000	6,001,540	.0	(7,730)	.0	.0	5.603	5.064	
72345W-AE-2	PINNACLE CAPITAL 5.770% 5/25/				1FE	409,992	100.6560	412,691	410,000	409,930	.0	(62)	.0	.0	5.770	5.859	
69344M-AG-6	PWI GROUP INC				1FE	144,652	99.9040	144,861	145,000	144,707	.0	55	.0	.0	5.568	5.805	
69347E-AU-7	PNC FUNDING CORP NOTES				1FE	1,084,490	98.1280	1,064,689	1,085,000	1,084,790	.0	169	.0	.0	4.200	4.261	
69347E-AV-5	PNC FUNDING CORP NOTES				1FE	1,995,480	97.8000	1,956,000	2,000,000	1,996,998	.0	855	.0	.0	4.500	4.603	
74043A-AC-5	PREFERRED TERM XXIII 0.000% 12/22/				1FE	5,000,000	100.0000	5,000,000	5,000,000	5,000,000	.0	.0	.0	.0	0.000	0.000	
740587-GR-5	PREMIUM ASSET 144A VAR 10/08/				1FE	2,854,244	100.1410	2,854,019	2,850,000	2,853,656	.0	(588)	.0	.0	5.757	5.788	
7425A0-AY-6	PRINCIPAL LIFE 144A				1FE	4,053,480	97.5670	3,902,680	4,000,000	4,017,469	.0	(12,631)	.0	.0	3.625	3.314	
74367F-AE-8	PROTECTIVE LIFE				1FE	2,749,863	96.7660	2,661,065	2,750,000	2,749,921	.0	27	.0	.0	4.000	4.041	
74367F-AG-3	PROTECTIVE LIFE SECD VAR				1FE	1,001,280	100.0540	1,000,540	1,000,000	1,000,744	.0	(536)	.0	.0	5.260	5.588	
74927F-AA-9	RBS CAPITAL TRUST IV VAR 9/29/				1FE	3,009,000	100.9520	3,028,560	3,000,000	3,008,965	.0	(35)	.0	.0	3.936	3.960	
760719-BB-9	REPUBLIC N Y CORP				1FE	5,304,700	105.7090	5,285,450	5,000,000	5,272,825	.0	(31,875)	.0	.0	7.750	5.344	
79549B-GP-6	SALOMON SMITH BARNEY				1FE	3,757,761	101.1840	3,561,677	3,520,000	3,603,213	.0	(67,609)	.0	.0	6.500	4.378	
80281T-AA-6	SANTANDER ISS 144A VAR 6/20/				1FE	3,003,570	100.0620	3,001,860	3,000,000	3,003,438	.0	(132)	.0	.0	5.774	5.841	
802815-AE-0	SANTANDER US DEBT 144A VAR 10/21/				1FE	1,150,386	100.0390	1,150,449	1,150,000	1,150,310	.0	(77)	.0	.0	5.135	5.184	
78387G-AR-4	SBC COMMUNICATIONS VAR 11/11/14/				1FE	3,006,096	100.2910	3,008,730	3,000,000	3,004,539	.0	(1,557)	.0	.0	4.542	4.601	
822582-AA-0	SHELL INTL FINANCE				1FE	1,198,920	100.0000	1,200,000	1,200,000	1,199,017	.0	97	.0	.0	5.625	5.726	
826500-SX-1	SIGMA FIN INC MTN				1FE	1,498,935	99.9650	1,499,475	1,500,000	1,499,035	.0	100	.0	.0	5.310	5.568	
842434-CF-7	SOUTHERN CALIF GAS CO				1FE	5,008,915	100.2030	5,010,150	5,000,000	5,009,988	.0	1,073	.0	.0	5.539	5.578	
842634-AE-7	SOUTHERN CO CAP FNDG				1FE	2,038,035	99.9590	1,994,182	1,995,000	1,996,936	.0	(22,571)	.0	.0	5.300	4.175	
85431A-FL-6	STANFIELD VICTORIA FIN LTD MTN				1FE	2,999,835	100.0330	3,000,990	3,000,000	2,999,541	.0	(294)	.0	.0	5.368	5.490	
86679E-AA-6	SUN LIFE FINL GBLB FDG III LP				1FE	10,000,000	99.8830	9,988,300	10,000,000	10,000,000	.0	.0	.0	.0	5.640	5.760	
86787X-AA-3	SUNTRUST CAP I 6.04375% 5/15/				1FE	1,978,600	98.3820	1,967,640	2,000,000	1,978,736	.0	136	.0	.0	0.000	0.052	
87612E-AD-8	TARGET CORP NOTES				1FE	3,473,370	100.0150	3,250,488	3,250,000	3,269,887	.0	(77,807)	.0	.0	5.500	3.057	
883190-G9-8	TEXTRON FINL CORP MTN BE				1FE	4,884,450	98.5960	4,929,800	5,000,000	4,915,693	.0	31,243	.0	.0	4.125	5.708	
884903-AP-0	THOMSON CORP BONDS				1FE	650,315	100.2990	611,824	610,000	622,821	.0	(11,378)	.0	.0	5.750	3.788	
87244H-AF-2	TIAA GLOBAL MKT 144A				1FE	490,620	98.3390	491,695	500,000	495,173	.0	4,340	.0	.0	3.875	4.879	
89233P-YJ-9	TOYOTA MTR CRD CORP MTN BE				1FE	6,000,666	100.0140	6,000,840	6,000,000	6,000,912	.0	246	.0	.0	5.340	5.521	
901704-AA-4	TWIN REEFS VAR 12/31/				1FE	4,312,131	100.1090	4,304,687	4,300,000	4,312,110	.0	(21)	.0	.0	5.420	5.539	
91159H-GL-8	U S BANCORP MTNS BK ENT				1FE	3,001,380	100.0380	3,001,140	3,000,000	3,000,822	.0	(558)	.0	.0	5.350	5.550	
90331H-KW-2	U S BANK N A NOTES				1FE	2,166,186	98.7040	2,171,488	2,200,000	2,177,187	.0	11,001	.0	.0	4.400	5.138	
91324P-AD-4	UNITED HEALTH GROUP				1FE	735,213	99.9900	714,929	715,000	715,484	.0	(10,598)	.0	.0	5.200	3.708	
91324P-AF-9	UNITED HEALTHCARE NTS				1FE	438,899	97.8100	440,145	450,000	444,918	.0	4,493	.0	.0	3.300	4.429	
913017-BC-2	UNITED TECHNOLOGIES CORP				1FE	532,735	106.4790	532,395	500,000	531,308	.0	(1,427)	.0	.0	7.125	5.386	
91324P-AK-8	UNITEDHEALTH GROUP INC				1FE	484,330	97.0680	485,340	500,000	485,353	.0	1,023	.0	.0	4.125	5.408	
91324P-AN-2	UNITEDHEALTH GRP INC VAR 3/02/				1FE	7,988,143	99.9230	7,993,840	8,000,000	7,990,111	.0	1,968	.0	.0	4.920	5.074	
91159H-GC-8	US BANCORP NOTES SR-M				1FE	2,093,560	99.8100	1,996,200	2,000,000	2,017,334	.0	(31,311)	.0	.0	5.100	3.494	
92344G-AU-0	VERIZON GLOBAL FDG CORP				1FE	1,019,430	98.6620	986,620	1,000,000	1,004,442	.0	(4,124)	.0	.0	4.000	3.592	
92857W-AC-4	VODAFONE GROUP PLC				1FE	1,004,090	97.0000	970,000	1,000,000	1,001,540	.0	(1,369)	.0	.0	3.950	3.839	
92857W-AL-4	VODAFONE GROUP PLC VAR 6/16/				1FE	2,845,583	100.5530	2,865,761	2,850,000	2,845,966	.0	384	.0	.0	5.669	5.787	
92976F-BD-4	WACHOVIA BANK N A NTS VAR 5/25/				1FE	4,999,300	100.0240	5,001,200	5,000,000	4,999,380	.0	80	.0	.0	5.270	5.379	
92976F-BL-6	WACHOVIA BK NATL ASSN MTN				1FE	6,000,000	100.0910	6,005,460	6,000,000	6,000,000	.0	.0	.0	.0	5.453	5.557	
92978A-AA-0	WACHOVIA CAP TR III				1FE	234,965	98.0000	230,300	235,000	234,965	.0	.0	.0	.0	5.800	5.885	
929903-CG-5	WACHOVIA CORP 0.000% 10/15/				1FE	3,000,000	100.0670	3,002,010	3,000,000	3,000,000	.0	.0	.0	.0	0.000	0.000	
929903-BH-4	WACHOVIA CORP 5.4493% 3/15/				1FE	5,003,810	100.1240	5,006,200	5,000,000	5,003,947	.0	137	.0	.0	5.449	5.619	
929903-CF-7	WACHOVIA CORP 2ND NEW				1FE	2,321,210	99.9600	2,324,070	2,325,000	2,321,336	.0	126	.0	.0	5.300	5.409	
92976W-BB-1	WACHOVIA CORP GLOBAL MTN				1FE	2,500,000	100.1780	2,504,400	2,500,000	2,500,000	.0	.0	.0	.0	5.561	5.769	
929903-AQ-5	WACHOVIA CORP NOTE VAR 10/28/				1FE	5,503,597	100.1200	5,506,600	5,500,000	5,502,872	.0	(725)	.0	.0	5.176	5.246	
929771-AH-6	WACHOVIA CORP NOTES				1FE	1,828,283	101.0890	1,667,969	1,650,000	1,712,898	.0	(37,634)	.0	.0	6.250	3.797	
929903-AR-3	WACHOVIA CORP NOTES VAR 10/28/				1FE	10,500,650	100.2650	10,527,825	10,500,000	10,500,622	.0	(28)	.0	.0	4.556	4.607	
929903-AS-1	WACHOVIA CORP SR-1 VAR 10/28/				1FE	8,004,320	100.0590	8,004,720	8,000,000	8,003,451	.0	(869)	.0	.0	5.391	5.500	
931142-CD-3	WAL-MART STORES 144A 5.502% 7/15/				1FE	3,001,686	100.0000	3,000,000	3,000,000	3,001,669	.0	(17)	.0	.0	5.502	5.573	
931142-BX-0	WAL-MART STORES NOTES				1FE	976,610	96.8980	968,980	1,000,000	977,195	.0	585	.0	.0	4.000	4.874	
93933V-BF-4	WASH MUT BK FA CA GBLB MTN BE				1FE	3,000,000	99.9190	2,997,570	3,000,000	3,000,000	.0	.0	.0	.0	5.503	5.618	
93933V-BB-3	WASH MUTUAL BANK VAR 5/20/				1FE	11,335,499	99.9700	11,346,595	11,350,000	11,336,350	.0	851	.0	.0	5.593	5.694	
939322-AU-7	WASH MUTUAL INC NTS VAR 9/17/				1FE	5,001,800	100.4900	5,024,500	5,000,000	5,001,682	.0	(118)	.0	.0	5.320	5.384	
939322-AL-7	WASHINGTON MUT INC				1FE	2,670,938	97.4980	2,681,195	2,750,000	2,680,491	.0	9,554	.0	.0	4.000	5.395	

E08.11

AMENDED-2- ANNUAL STATEMENT FOR THE YEAR 2006 OF THE CITIZENS PROPERTY INSURANCE CORPORATION

SCHEDULE D - PART 1

Showing all Long-Term BONDS Owned December 31 of Current Year

1	2	Codes			6	7	Fair Value		10	11	Change in Book Adjusted Carrying Value					16	17
		3	4	5			8	9			12	13	14	15			
CUSIP Identification	Description	*	For e i g n	Bond CHAR	NAIC Designation	Actual Cost	Rate Used to Obtain Fair Value	Fair Value	Par Value	Book/Adjusted Carrying Value	Unrealized Valuation Increase/ (Decrease)	Current Year's (Amortization)/ Accretion	Current Year's Other Than Temporary Impairment Recognized	Total Foreign Exchange Change in B./A.C.V.	Rate of	Effective Rate of	
939322-AG-8	WASHINGTON MUTUAL				1FE	1,846,023	100.0050	1,750,088	1,750,000	1,751,661	.0	(41,714)	.0	.0	5.625	3.207	
93933W-AD-8	WASHINGTON MUTUAL BK				1FE	2,005,120	101.3890	2,027,780	2,000,000	2,051,423	.0	32,291	.0	.0	6.024	5.697	
949746-CO-2	WELLS FARGO & CO				1FE	1,076,669	98.7260	1,085,986	1,100,000	1,086,574	.0	9,905	.0	.0	3.750	5.419	
949746-NJ-6	WELLS FARGO & CO NEW				1FE	948,319	100.3990	953,791	950,000	948,419	.0	100	.0	.0	5.300	5.412	
949746-JB-8	WELLS FARGO & CO NOTES				1FE	1,504,973	97.9580	1,518,349	1,550,000	1,516,409	.0	11,437	.0	.0	4.000	5.486	
949746-NC-1	WELLS FARGO & CO NTS VAR 1/12/				1FE	11,006,148	100.0690	11,007,590	11,000,000	11,005,643	.0	(505)	.0	.0	5.145	5.196	
94980V-AF-5	WELLS FARGO BK N A NT VAR 5/06/				1FE	2,849,316	100.1420	2,854,047	2,850,000	2,849,342	.0	26	.0	.0	5.380	5.456	
957526-AB-2	WESTDEUTSCHE LNDKB NT				1FE	673,079	101.2680	637,988	630,000	650,074	.0	(9,211)	.0	.0	6.050	4.448	
98153B-AB-0	WORLD SVGS BK FSB				1FE	3,006,210	100.2720	3,008,160	3,000,000	3,005,990	.0	(220)	.0	.0	5.495	5.550	
98151G-AN-5	WORLD SVGS BK FSB OAKLAND CALI				1FE	1,000,000	100.0170	1,000,170	1,000,000	1,000,000	.0	.0	.0	.0	5.400	5.513	
98374P-AX-4	XL ASSET FUND GIC				1FE	132,675,000	100.0000	132,675,000	132,675,000	132,675,000	.0	.0	.0	.0	5.000	5.118	
	XLTIAC GLOBAL FDG				1FE	2,505,170	100.1570	2,503,925	2,500,000	2,505,073	.0	(97)	.0	.0	5.570	5.622	
	3999999 - Total Bonds - Industrial, Misc. - Issuer Obligations					1,154,448,395	XXX	1,144,459,777	1,150,804,375	1,151,887,206	.0	(712,214)	.0	.0	XXX	XXX	
004375-EU-1	ACCREDITED MTG LN TR 2006-1-A-1				1FE	295,846	100.0110	296,064	296,031	295,840	.0	(7)	.0	.0	5.380	5.606	
004421-RB-1	ACE SECS HEQ 2005-HE5-A-2A				1FE	605,836	100.0100	605,991	605,930	605,853	.0	17	.0	.0	5.440	5.675	
00441Q-AB-5	ACE SECS HEQ 2006-CW1 A-2A				1FE	3,953,473	100.0080	3,953,789	3,953,473	3,953,473	.0	.0	.0	.0	5.370	5.603	
02660T-BS-1	AMERICAN HOME MTG 2004-3-VI-A3				1FE	1,714,499	99.3600	1,720,462	1,731,544	1,710,729	.0	(3,770)	.0	.0	4.480	4.940	
02660T-CS-0	AMERICAN HOME MTG 2004-4-IV-A				1FE	3,723,418	98.3160	3,720,594	3,784,322	3,727,891	.0	5,012	.0	.0	4.390	5.209	
03072S-FW-0	AMERIQUEST MTG SECS 2003-5-A4				1FE	74,560	99.3050	74,577	75,099	74,888	.0	321	.0	.0	4.272	5.418	
03072S-TY-1	AMERIQUEST MTG SECS 2004-R8-A-5				1FE	433,264	100.1330	433,434	432,858	433,139	.0	(125)	.0	.0	5.690	5.731	
040104-RV-5	ARGENT SECS INC 2006-W2 A-2B				1FE	4,389,814	100.1370	4,391,007	4,385,000	4,387,947	.0	(1,867)	.0	.0	5.510	5.709	
05948K-ZL-6	BA ALTERNATIVE LN TR 2005-4 CB11				1FE	1,117,828	99.8820	1,129,972	1,131,307	1,119,588	.0	1,759	.0	.0	5.500	6.267	
05949A-JB-7	BA MTG SECS INC 2004-F 2-A-7				1FE	3,143,968	97.6490	3,142,729	3,218,393	3,152,818	.0	8,850	.0	.0	4.144	6.135	
05947U-FN-3	BANC AMER 02-X1 A3				1FE	1,605,111	100.2910	1,596,537	1,591,905	1,600,302	.0	(4,196)	.0	.0	5.436	5.204	
06983N-AA-5	BASIC ABS TR 2006-1-A1				1FE	395,577	100.0120	395,655	395,607	395,472	.0	(105)	.0	.0	5.400	5.672	
073879-5M-6	BEAR STEARNS ABS 2005-HE12 I-A-2				1FE	4,510,195	100.2660	4,511,970	4,500,000	4,507,764	.0	(2,431)	.0	.0	5.570	5.742	
07388A-AA-2	BEAR STEARNS ABS TR 2006-HE4 I-A-1				1FE	1,486,027	100.0100	1,486,060	1,485,911	1,485,632	.0	(395)	.0	.0	5.380	5.619	
07388E-AJ-5	BEAR STEARNS ABS TR 2006-SD2 A-2				1FE	4,007,954	100.0920	4,010,702	4,007,015	4,006,739	.0	(1,215)	.0	.0	5.520	5.751	
07386H-DM-0	BEAR STEARNS ALT-A 2003-5-11-A-2				1FE	2,940,407	99.1180	2,894,218	2,919,972	2,884,096	.0	(18,879)	.0	.0	5.797	3.821	
07386H-Q5-3	BEAR STEARNS ALT-A 2006-3-111A1				1FE	186,193	101.1510	187,764	185,628	186,160	.0	(33)	.0	.0	6.191	6.266	
073871-BD-6	BEAR STEARNS ALT-A 2006-4-11-3A5				1FE	179,556	101.3720	181,728	179,269	179,539	.0	(17)	.0	.0	6.243	6.353	
073873-AA-9	BEAR STEARNS ALT-A 2006-5-1-A-1				1FE	4,264,936	100.0740	4,268,093	4,264,936	4,264,936	.0	.0	.0	.0	5.490	5.728	
073879-NU-8	BEAR STEARNS ASSET 2004-HE11 I-A-2				1FE	102,722	100.0500	102,694	102,642	102,715	.0	(7)	.0	.0	5.620	5.612	
073879-KL-1	BEAR STEARNS ASSET BK 2004-HE9-111				1FE	1,242,024	100.0700	1,241,826	1,240,957	1,243,785	.0	1,762	.0	.0	5.720	5.932	
073877-AU-6	BEAR STEARNS ASSET BK 2005-1-A				1FE	1,652,979	100.1020	1,653,374	1,651,689	1,653,296	.0	316	.0	.0	5.670	5.896	
073879-Z6-8	BEAR STEARNS ASSET BK 2005-AC8 A5				1FE	299,600	99.7610	300,575	301,295	299,858	.0	258	.0	.0	5.500	5.942	
073879-UW-8	BEAR STEARNS ASSET BK 2005-A01-11				1FE	890,119	100.0400	889,641	889,285	891,971	.0	1,852	.0	.0	5.580	5.764	
073879-Q8-4	BEAR STEARNS ASSET BK 2005-HE9-1-A				1FE	3,254,570	100.0870	3,252,828	3,250,000	3,255,310	.0	739	.0	.0	5.560	5.766	
07400W-AA-8	BEAR STRNS MTG FDG 2006-SL1-A				1FE	3,366,004	100.0020	3,366,071	3,366,004	3,366,004	.0	.0	.0	.0	5.460	5.698	
14983A-AB-5	C-BASS ABS 2006-SL1				1FE	1,174,761	99.9030	1,173,860	1,175,000	1,174,769	.0	.8	.0	.0	5.560	5.719	
152314-GS-3	CENTEX HM EQ 03-A-M2				1FE	385,323	100.0910	386,640	386,288	397,098	.0	1,218	.0	.0	7.050	5.557	
161546-EY-8	CHASE FNDG 03-2-2M2 VAR 3/25/				1FE	112,503	100.2770	112,814	112,503	112,503	.0	.0	.0	.0	6.720	4.119	
161546-CX-2	CHASE MTG 02-3-1A6				1FE	347,746	98.8040	337,989	342,081	343,577	.0	(2,348)	.0	.0	4.707	4.211	
16678R-DT-1	CHEVY CHASE FDG 2005-3				1FE	10,040,921	100.1410	10,051,938	10,037,785	10,069,784	.0	28,862	.0	.0	5.500	5.445	
172973-YT-1	CITICORP MORTGAGE SECS 2004-4-A-3				1FE	1,131,635	98.3750	1,104,788	1,123,037	1,129,378	.0	219	.0	.0	5.250	5.276	
17306U-BA-5	CITIFINCL MTG 03-2-AF4 VAR				1FE	822,819	97.9130	827,365	845,000	828,445	.0	5,296	.0	.0	4.098	4.968	
12666R-AC-4	COUNTRYWD 06-9-1AF3				1FE	299,992	100.4690	301,407	300,000	299,993	.0	.1	.0	.0	5.859	6.020	
12666T-AC-0	COUNTRYWD 06-11-1AF3				1FE	389,223	101.0000	393,900	390,000	389,348	.0	125	.0	.0	6.050	6.297	
126673-RJ-3	COUNTRYWIDE 04-13-AV2				1FE	73,369	100.0520	73,327	73,288	75,092	.0	917	.0	.0	5.580	4.227	
126671-R2-4	CWABS INC 2003-5-AF-5				1FE	679,380	100.0350	677,395	677,158	679,321	.0	(59)	.0	.0	5.739	5.550	
126673-HY-1	CWABS INC 2004-10				1FE	57,297	99.5140	58,034	58,317	56,412	.0	(1,472)	.0	.0	3.842	4.298	
126671-3Y-0	CWABS INC 2004-2-3-A-4				1FE	862,072	100.0740	862,036	861,399	862,460	.0	388	.0	.0	5.570	5.779	
126673-AZ-5	CWABS INC 2004-6-2-A-2				1FE	402,562	100.0810	402,762	402,436	402,430	.0	(133)	.0	.0	5.640	5.875	
126673-ET-5	CWABS INC 2004-8-2-A-2				1FE	446,037	100.0280	445,883	445,758	446,387	.0	350	.0	.0	5.670	5.881	
126671-2T-2	CWABS INC 2004-BC1-A1				1FE	1,148,259	100.0020	1,147,744	1,147,721	1,148,165	.0	(94)	.0	.0	5.550	5.746	
23242E-AA-7	CWABS INC 2006-13				1FE	2,581,311	100.0110	2,581,595	2,581,311	2,581,311	.0	.0	.0	.0	5.440	5.585	
126670-XP-8	CWABS INC 2006-BC1-2-A-2				1FE	4,000,938	100.0890	4,003,560	4,000,000	3,999,625	.0	(1,313)	.0	.0	5.500	5.726	

E08.12

AMENDED-2- ANNUAL STATEMENT FOR THE YEAR 2006 OF THE CITIZENS PROPERTY INSURANCE CORPORATION

SCHEDULE D - PART 1

Showing all Long-Term BONDS Owned December 31 of Current Year

1	2	Codes			6	7	Fair Value		10	11	Change in Book Adjusted Carrying Value					16	17
		3	4	5			8	9			12	13	14	15			
CUSIP Identification	Description	*	Foreign	Bond CHAR	NAIC Designation	Actual Cost	Rate Used to Obtain Fair Value	Fair Value	Par Value	Book/Adjusted Carrying Value	Unrealized Valuation Increase/ (Decrease)	Current Year's (Amortization)/ Accretion	Current Year's Other Than Temporary Impairment Recognized	Total Foreign Exchange Change in B./A.C.V.	Rate of	Effective Rate of	
12667B-AA-2	CWABS INC 2006-SPS2-A				1FE	5,484,387	100.0020	5,484,496	5,484,387	5,484,387	.0	.0	.0	.0	5.480	5.705	
12667F-SV-8	CWALT INC 2004-J7-1A2				1FE	178,934	99.2000	176,181	177,601	178,069	.0	(34)	.0	.0	4.673	4.340	
12667F-2R-5	CWALT INC 2005-1CB-2-A-2				1FE	319,131	99.1470	320,414	323,170	319,002	.0	(129)	.0	.0	5.500	6.010	
12668B-LC-5	CWALT INC 2006-2CB-A3				1FE	263,506	100.1730	263,509	263,054	263,446	.0	(60)	.0	.0	5.500	5.559	
126685-DW-3	CWHEQ HEQ LN TR 2006-S2-A2				1FE	209,998	99.9260	209,845	210,000	209,999	.0	.1	.0	.0	5.627	5.775	
23242M-AB-7	CWHEQ HEQ LN TR 2006-S3-A2				1FE	464,990	100.8970	469,171	465,000	464,992	.0	.2	.0	.0	6.085	6.259	
126683-AC-5	CWHEQ HEQ LN TR 2006-S5				1FE	194,996	100.1650	195,322	195,000	194,996	.0	.0	.0	.0	5.762	5.918	
126683-AA-9	CWHEQ HEQ LN TR 2006-S5 A-1				1FE	1,384,151	100.0050	1,384,220	1,384,151	1,384,151	.0	.0	.0	.0	5.430	5.650	
126684-AB-5	CWHEQ HEQ LN TR 2006-S6				1FE	179,999	99.7020	179,464	180,000	179,999	.0	.0	.0	.0	5.519	5.661	
12668V-AC-3	CWHEQ HEQ LN TR 2006-S7				1FE	344,996	99.7610	344,175	345,000	344,997	.0	.0	.0	.0	5.712	5.864	
126694-WE-4	CWMB5 CHL MTG TR 2006-HYB1-1A1				1FE	2,553,923	99.6450	2,544,856	2,553,923	2,553,923	.0	.0	.0	.0	5.388	5.533	
12669F-P2-3	CWMB5 INC 2004-12				1FE	163,577	99.1410	166,057	167,496	164,310	.0	734	.0	.0	4.564	6.087	
12669F-KS-1	CWMB5 INC 2004-2-2A1				1FE	930,684	98.6230	896,849	909,371	926,142	.0	(3,722)	.0	.0	3.241	4.067	
12669G-RO-6	CWMB5 INC 2005-1-2-A-1				1FE	4,869,065	100.3050	4,877,058	4,862,228	4,870,072	.0	1,007	.0	.0	5.610	5.817	
126694-UL-0	CWMB5 INC 2005-31-2-A-1				1FE	1,569,000	99.4950	1,568,059	1,576,018	1,569,433	.0	.433	.0	.0	5.403	5.871	
30246Q-AF-0	FBR SEC TRUST 2005-2				1FE	3,507,656	100.1250	3,504,375	3,500,000	3,507,281	.0	(375)	.0	.0	5.610	5.721	
362334-AT-1	FFMLT TRUST 2006-FF3				1FE	2,351,048	100.0160	2,351,056	2,350,680	2,350,280	.0	(767)	.0	.0	5.400	5.622	
32028J-AC-3	FIRST FRANKLN MTG 2006-B-A3				1FE	600,094	99.6250	597,750	600,000	600,093	.0	(1)	.0	.0	5.555	5.696	
32051D-6B-3	FIRST HORIZON ALT MTG 2004-AA3 A1				1FE	863,287	100.0110	845,805	845,712	857,301	.0	(4,013)	.0	.0	5.375	4.478	
38012T-AA-0	GMACM HEQ LN TR 2006-HE3				1FE	2,691,957	100.0110	2,692,253	2,691,957	2,691,957	.0	.0	.0	.0	5.420	5.641	
38012T-AB-8	GMACM HEQ LN TR 2006-HE3				1FE	164,999	99.9710	164,952	165,000	164,999	.0	.0	.0	.0	5.750	5.904	
36185N-6N-5	GMACM MTG LN TR 2005-AR2 2A				1FE	666,261	98.8130	659,102	667,020	666,415	.0	159	.0	.0	4.885	5.039	
36185N-6Q-8	GMACM MTG LN TR 2005-AR2 4A				1FE	211,622	98.1030	212,199	216,302	212,280	.0	659	.0	.0	5.195	6.006	
36185N-7B-0	GMACM MTG LN TR 2005-AR3 A1				1FE	6,382,309	99.0050	6,319,298	6,382,807	6,379,825	.0	(2,159)	.0	.0	4.857	4.978	
39538R-AA-7	GREENPOINT MTA TR 2005-AR1				1FE	4,422,185	100.2880	4,431,285	4,418,560	4,422,473	.0	.288	.0	.0	5.560	5.776	
36228F-AA-4	GS MORTGAGE SECS CORP 1998-1 A 144				1FE	241,110	105.4850	234,410	222,221	237,024	.0	(7,823)	.0	.0	8.000	4.544	
362341-Z2-8	GSAA HEQ TR 2006-1				1FE	3,160,236	99.9150	3,156,563	3,159,249	3,159,257	.0	(979)	.0	.0	5.410	5.628	
362334-NA-8	GSAA HEQ TR 2006-7				1FE	6,834,120	100.0040	6,834,928	6,834,654	6,831,477	.0	(2,644)	.0	.0	5.400	5.631	
362341-L4-9	GSAMP TRUST 2005-WMC3				1FE	5,309,938	100.1620	5,308,586	5,300,000	5,309,391	.0	(546)	.0	.0	5.560	5.673	
36228F-CL-8	GSMP5 MORTGAGE 1999-3 A 144A				1FE	213,103	105.4350	205,397	194,809	209,522	.0	(2,685)	.0	.0	8.000	4.406	
36242D-JQ-7	GSMP5 MTG LN TR 2004-4-1AF 144				1FE	1,669,910	100.5220	1,676,531	1,667,825	1,669,781	.0	(129)	.0	.0	5.720	5.860	
36242D-XK-4	GSMP5 MTG LN TR 2005-RP1 A3 144A				1FE	243,520	105.8350	240,001	226,769	242,064	.0	(1,545)	.0	.0	8.000	5.444	
36242D-XL-2	GSMP5 MTG LN TR 2005-RP1 A4 144				1FE	460,641	106.7800	449,777	421,218	456,832	.0	(2,727)	.0	.0	8.500	4.873	
36228F-CG-9	GSMP5 MTG LN TR 99-2 A 144				1FE	280,737	105.5900	273,523	259,043	278,299	.0	(6,899)	.0	.0	8.000	4.382	
36242D-EQ-2	GSR MTG TR 2004-10F 2A1				1FE	2,099,752	98.7520	2,036,789	2,062,530	2,094,270	.0	1,917	.0	.0	5.000	4.609	
362341-WJ-4	GSR MTG TR 2005-8F 7A1				1FE	8,488,827	99.3640	8,474,563	8,528,806	8,493,291	.0	3,747	.0	.0	5.500	5.778	
41161P-GH-0	HARBORVIEW MTG LN TR 2004-7 2A2				1FE	469,827	100.0270	470,708	470,581	469,865	.0	207	.0	.0	3.742	3.962	
41161P-WT-6	HARBORVIEW MTG LN TR 2005-14 2A1A				1FE	570,838	100.0000	570,927	570,927	570,735	.0	(107)	.0	.0	5.085	5.211	
76110V-TN-8	HOME EQUITY LN TR 2006-HSA2-A12				1FE	464,960	99.7200	463,698	465,000	464,976	.0	16	.0	.0	5.500	5.646	
456606-KG-6	HOME EQUITY MTG INABS 2006-A				1FE	900,000	100.0440	900,396	900,000	900,000	.0	.0	.0	.0	5.470	5.717	
43709P-AD-0	HOME EQUITY MTG TR 2006-5-A-3				1FE	3,000,000	100.0010	3,000,030	3,000,000	3,000,000	.0	.0	.0	.0	5.570	5.800	
45254N-EQ-6	IMPAC CMB TR 03-5-M2 VAR				1FE	84,372	100.1630	84,509	84,372	84,372	.0	.0	.0	.0	7.070	75.523	
45254N-FP-7	IMPAC CMB TR 2003-10				1FE	506,902	100.0410	507,031	506,823	506,612	.0	(291)	.0	.0	5.670	5.921	
45254N-FY-8	IMPAC CMB TR 2003-11				1FE	1,294,652	100.0420	1,294,791	1,294,248	1,294,287	.0	(365)	.0	.0	5.700	5.937	
45254N-EB-9	IMPAC CMB TR 2003-3-M2				1FE	73,735	100.1670	73,858	73,735	73,735	.0	.0	.0	.0	7.120	3.764	
45254N-HZ-3	IMPAC CMB TR 2004-4 1M5				1FE	249,048	100.2950	249,783	249,048	249,048	.0	.0	.0	.0	6.620	4.262	
45254T-RX-4	IMPAC SECD ASSETS TR 2005-1				1FE	3,740,903	100.1330	3,743,539	3,738,566	3,740,996	.0	93	.0	.0	5.630	5.738	
437089-AB-1	INDYMAC H/E 06-1-A2				1FE	394,999	100.1910	395,754	395,000	394,999	.0	.0	.0	.0	5.767	5.922	
45660L-W2-1	INDYMAC MBS 2005-AR31 1A2				1FE	5,045,355	99.9150	5,067,792	5,072,103	5,047,954	.0	2,391	.0	.0	5.193	5.520	
46626L-BE-9	JP MORGAN MTG ACQ 2005-WMC1				1FE	1,549,737	100.0120	1,549,695	1,549,509	1,549,486	.0	(251)	.0	.0	5.440	5.639	
46628M-AC-0	JP MORGAN MTG ACQ 2006-CW1				1FE	2,407,935	100.0070	2,408,292	2,408,124	2,407,335	.0	(600)	.0	.0	5.360	5.621	
46629B-AA-7	JP MORGAN MTG ACQ 2006-CW2				1FE	2,646,121	100.0080	2,646,333	2,646,121	2,646,121	.0	.0	.0	.0	5.430	5.653	
46629N-AC-7	JP MORGAN MTG ACQ 2006-RM1 A-2				1FE	880,979	99.9940	880,979	880,979	880,979	.0	.0	.0	.0	5.400	5.618	
52520M-BU-6	LEHMAN MTG TR 2005-2 2A3				1FE	306,544	99.9280	305,464	305,684	306,370	.0	(153)	.0	.0	5.500	5.524	
52520M-FJ-7	LEHMAN MTG TR 2006-1 3-A3				1FE	168,400	100.1620	170,275	170,000	168,627	.0	228	.0	.0	5.500	6.059	
86359D-MJ-8	LEHMAN XS TRUST 2005-2 2-A1A				1FE	1,309,234	100.0420	1,309,784	1,309,234	1,309,234	.0	.0	.0	.0	5.470	5.659	
52522H-AH-5	LEHMAN XS TRUST 2006-8				1FE	6,446,972	100.0480	6,455,110	6,452,013	6,445,741	.0	(1,231)	.0	.0	5.440	5.756	

E08.13

AMENDED-2- ANNUAL STATEMENT FOR THE YEAR 2006 OF THE CITIZENS PROPERTY INSURANCE CORPORATION

SCHEDULE D - PART 1

Showing all Long-Term BONDS Owned December 31 of Current Year

1	2	Codes			6	7	Fair Value		10	11	Change in Book Adjusted Carrying Value					16	17
		3	4	5			8	9			12	13	14	15			
CUSIP Identification	Description	*	F o r e i g n	Bond CHAR	NAIC Designation	Actual Cost	Rate Used to Obtain Fair Value	Fair Value	Par Value	Book/Adjusted Carrying Value	Unrealized Valuation Increase/ (Decrease)	Current Year's (Amortization)/ Accretion	Current Year's Other Than Temporary Impairment Recognized	Total Foreign Exchange Change in B./A.C.V.	Rate of	Effective Rate of	
542515-AA-9	LONG BEACH MTG LN TR 2006-A				1FE	6,978,058	.99 9890	6,977,018	6,977,786	6,976,367	.0	(1,691)	.0	.0	5.410	5.659	
57643L-EE-2	MASTER ASSET TR 2004-HE1				1FE	1,085,674	100.1660	1,086,034	1,084,234	1,101,137	.0	15,463	.0	.0	5.720	5.767	
576433-XE-1	MASTR ADJ MTG 2005-1 7A1				1FE	1,213,326	.99 0180	1,199,629	1,211,527	1,213,579	.0	83	.0	.0	4.999	5.079	
576433-XR-2	MASTR ADJ MTG 2005-1 7A3				1FE	4,568,557	.98 9040	4,504,410	4,554,325	4,571,745	.0	1,078	.0	.0	5.018	5.068	
576433-XM-3	MASTR ADJ MTG 2005-1-B-1				1FE	1,056,842	.99 0170	1,055,982	1,066,466	1,056,868	.0	25	.0	.0	5.208	5.470	
576433-B2-1	MASTR ADJ MTG 2005-6				1FE	142,390	.98 5980	142,380	144,404	142,470	.0	79	.0	.0	5.375	5.885	
55265K-UZ-0	MASTR ASSET TR 2003-4 2A2				1FE	725,458	.99 0620	718,653	725,458	725,458	.0	.0	.0	.0	5.000	5.116	
57643L-KJ-4	MASTR ASSET TR 2005-HE2				1FE	4,010,313	100.1530	4,006,120	4,000,000	4,008,419	.0	(1,893)	.0	.0	5.590	5.731	
576436-AV-1	MASTR LOAN TR 2005-1 1A5 144				1FE	416,299	105.5740	409,242	387,635	411,200	.0	(4,696)	.0	.0	8.000	5.256	
590230-AB-7	ML MTG INV 2006-RM4-A-2A				1FE	1,446,463	.99 9940	1,446,376	1,446,463	1,446,463	.0	.0	.0	.0	5.400	5.618	
59020U-RK-3	ML MTG INVESTORS 2005-NC1				1FE	340,173	100.0320	340,016	339,908	340,344	.0	171	.0	.0	5.600	5.687	
59020U-T6-2	ML MTG INVESTORS 2005-NCB-A1A				1FE	43,343	.99 5840	43,163	43,343	43,343	.0	.0	.0	.0	5.451	5.589	
61745M-WB-5	MORGAN STANLEY CAP 2004-1 1-A-8				1FE	1,749,386	.98 5300	1,698,328	1,723,666	1,742,699	.0	(1,905)	.0	.0	4.750	4.355	
61744C-WW-2	MS HEQ LN TR 2006-1-A-2B				1FE	3,804,750	100.1780	3,806,764	3,800,000	3,802,850	.0	(1,900)	.0	.0	5.520	5.703	
61749T-AA-2	MS MTG LN TR 2006-10SL-A-1				1FE	6,365,696	100.0020	6,365,696	6,365,568	6,365,568	.0	.0	.0	.0	5.450	5.707	
64352V-CS-8	NEW CENTURY HE TR 2003-2-M-2				1FE	1,125,000	100.1890	1,127,126	1,125,000	1,125,000	.0	.0	.0	.0	7.320	5.009	
64352V-JG-7	NEW CENTURY HE TR 2004-4-A-4				1FE	132,368	100.0740	132,424	132,326	132,337	.0	(31)	.0	.0	5.600	5.828	
65535V-KJ-1	NOMURA ASSET ACCEP 2005-WF1 2A2				1FE	169,920	.98 4520	167,368	170,000	169,939	.0	.0	.0	.0	4.786	4.908	
65536P-AC-4	NOMURA ASSET ALT LN 2006-AF1 1A2				1FE	259,995	100.9640	262,506	260,000	259,996	.0	.1	.0	.0	6.159	6.337	
65536H-AB-4	NOMURA HEQ LOAN 2005-FM1-1-A-2				1FE	944,567	100.1490	944,567	943,535	945,295	.0	728	.0	.0	5.630	5.835	
66987X-DJ-1	NOVASTAR HM EQ LN TR 2003-4-A3				1FE	1,250,667	100.2620	1,253,552	1,250,276	1,250,276	.0	(391)	.0	.0	5.810	6.036	
66988Y-AB-8	NOVASTAR MTG FDG TR 2006-5-A-2A				1FE	5,063,419	.99 9940	5,063,115	5,063,419	5,063,419	.0	.0	.0	.0	5.390	5.607	
68383N-DU-4	OPTEUM MTG ACCEP 2006-1				1FE	1,353,982	.99 8980	1,353,982	1,353,982	1,353,982	.0	.0	.0	.0	5.410	5.628	
73316P-AA-8	POPULAR ABS 2004-4-AF-1				1FE	100,339	100.0430	100,350	100,307	100,305	.0	(33)	.0	.0	5.570	5.778	
73316P-FA-3	POPULAR ABS 2005-4-AV-1				1FE	155,096	100.0020	155,172	155,169	155,031	.0	(65)	.0	.0	5.430	5.763	
75156U-AB-3	RAMP SERIES TRUST 2006-R22 A-2				1FE	553,740	100.0950	554,526	554,000	553,636	.0	(105)	.0	.0	5.490	5.746	
75156X-AA-9	RAMP SERIES TRUST 2006-R24				1FE	2,364,191	.99 9940	2,364,049	2,364,191	2,364,191	.0	.0	.0	.0	5.410	5.628	
76110W-6Y-7	RASC TRUST 2005-KS11-A-1-1				1FE	216,157	100.0200	216,234	216,191	216,201	.0	44	.0	.0	5.400	5.617	
759950-FW-3	RENAISSANCE HEQ 2005-4-A-2				1FE	160,000	.99 5220	159,235	160,000	160,000	.0	.0	.0	.0	5.399	5.535	
759950-FX-1	RENAISSANCE HEQ 2005-4-A-3				1FE	100,000	.99 7790	99,779	100,000	100,000	.0	.0	.0	.0	5.565	5.709	
759676-AF-6	RENAISSANCE HEQ 2006-2-AF-3				1FE	255,000	100.5000	256,275	255,000	255,000	.0	.0	.0	.0	5.797	5.954	
76110V-VD-5	RESIDENTIAL ASSET 2003-KS10-M-11-1				1FE	884,190	100.1110	883,515	882,535	884,044	.0	(146)	.0	.0	5.910	6.128	
76112B-FR-6	RESIDENTIAL ASSET 2004-RS12-A-1-3				1FE	1,599,985	.99 2490	1,587,984	1,600,000	1,599,999	.0	6	.0	.0	3.981	4.055	
76110W-OE-9	RESIDENTIAL ASSET SEC 2003-KS1-A-1				1FE	62,669	100.0390	62,699	62,674	62,688	.0	19	.0	.0	6.140	6.169	
76112B-LW-8	RESIDENTIAL ASSET SEC 2005-RZ1				1FE	2,998,744	100.0810	2,997,426	2,995,000	2,997,658	.0	(1,085)	.0	.0	5.520	5.687	
76110V-TT-5	RESIDENTIAL FDG 2006-H1-A-1				1FE	3,021,135	100.0190	3,021,119	3,020,545	3,020,234	.0	(901)	.0	.0	5.430	5.658	
76110V-MR-6	RESIDENTIAL FDG II 2003-HS2-A13				1FE	754,051	.98 0870	757,316	772,086	767,013	.0	9,711	.0	.0	3.170	4.693	
76110V-QW-1	RESIDENTIAL FDG II 2004-H13				1FE	361,093	.98 9960	361,335	365,000	361,857	.0	763	.0	.0	4.630	5.904	
749575-AG-1	RFMSI SERIES TRUST 2006-SA3				1FE	200,163	100.7150	201,308	199,879	200,156	.0	(7)	.0	.0	6.093	6.216	
74958C-AB-6	RFMSI SERIES TRUST 2006-SA4				1FE	195,032	101.2810	196,030	193,551	195,060	.0	28	.0	.0	6.164	6.228	
76110V-TD-0	RFMSI I SERIES TRUST 2006-HSA1-A2				1FE	19,997	.99 2700	19,854	20,000	19,998	.0	1	.0	.0	5.190	5.322	
76122V-AA-2	RREF 2006-1A A1				1FE	5,000,000	100.0000	5,000,000	5,000,000	5,000,000	.0	.0	.0	.0	5.650	5.888	
785778-HV-6	SACO I TRUST 2005-WM1-M-1				1FE	2,476,561	100.1930	2,474,767	2,470,000	2,480,438	.0	3,877	.0	.0	5.920	6.100	
805564-RM-5	SAXON ASSET SEC CO 2005-1-M-1				1FE	2,006,875	100.3880	2,007,760	2,000,000	2,005,638	.0	(1,237)	.0	.0	5.780	5.944	
84751P-JZ-3	SPECIALTY UNDERWR FIN 2006-BC1-A-2B				1FE	700,000	100.0480	700,336	700,000	700,000	.0	.0	.0	.0	5.470	5.715	
86359B-XR-7	STRUCTURED ASSET ADJ 2004-11 A				1FE	215,916	100.0000	209,056	209,056	249,474	.0	15,224	.0	.0	6.100	3.635	
863579-AV-0	STRUCTURED ASSET ADJ 2004-12 7A1				1FE	8,535,588	.99 4170	8,519,102	8,509,059	8,536,601	.0	1,482	.0	.0	5.210	5.434	
86358E-A7-1	STRUCTURED ASSET INV 2006-1-A2				1FE	699,672	100.0520	700,364	700,000	699,638	.0	(34)	.0	.0	5.450	5.733	
86358R-DU-8	STRUCTURED ASSET SECS 2001-SB1 A2				1FE	281,262	.89 8430	267,933	298,223	282,412	.0	687	.0	.0	3.375	4.987	
86359B-PD-7	STRUCTURED ASSET SECS 2004-4 5A				1FE	5,239,039	.98 9730	5,149,829	5,203,267	5,234,338	.0	(1,974)	.0	.0	5.427	5.415	
86359B-X7-1	STRUCTURED ASSET SECS 2005-NC1-A2				1FE	125,675	.99 5350	125,709	126,296	126,242	.0	229	.0	.0	3.920	4.353	
86359B-V5-7	STRUCTURED ASSET SECS 2005-WF1-A2				1FE	706,394	100.0850	706,773	706,173	706,174	.0	(220)	.0	.0	5.520	5.745	
86359D-CY-1	STRUCTURED ASSET SECS 2005-WF2-A1				1FE	2,807	.99 9870	2,806	2,806	2,805	.0	(2)	.0	.0	5.400	5.687	
87804A-AH-5	TBW MTG BKD TR 2006-3 5-A2				1FE	1,261,542	100.0130	1,269,641	1,269,476	1,260,854	.0	(688)	.0	.0	5.720	6.301	
88522A-AC-5	THORNBURG MTG TR 2006-4				1FE	8,473,818	.99 9880	8,472,801	8,473,818	8,473,818	.0	.0	.0	.0	5.440	5.666	
929227-B4-7	WAMU MTG CERT 2002-S8 1A4				1FE	2,419,357	.99 2980	2,397,503	2,414,453	2,416,514	.0	(2,843)	.0	.0	5.750	5.727	
92922F-PP-7	WAMU MTG CERT 2004-AR4 A2				1FE	318,220	.99 4360	320,938	322,759	322,177	.0	2,493	.0	.0	2.980	4.002	

E08.14

AMENDED-2- ANNUAL STATEMENT FOR THE YEAR 2006 OF THE CITIZENS PROPERTY INSURANCE CORPORATION

SCHEDULE D - PART 1

Showing all Long-Term BONDS Owned December 31 of Current Year

1	2	Codes			6	7	Fair Value		10	11	Change in Book Adjusted Carrying Value					16	17
		3	4	5			8	9			12	13	14	15			
CUSIP Identification	Description	*	F o r e i g n	Bond CHAR	NAIC Designation	Actual Cost	Rate Used to Obtain Fair Value	Fair Value	Par Value	Book/Adjusted Carrying Value	Unrealized Valuation Increase/ (Decrease)	Current Year's (Amortization)/ Accretion	Current Year's Other Than Temporary Impairment Recognized	Total Foreign Exchange Change in B./A.C.V.	Rate of	Effective Rate of	
92922F-SC-3	WAMU MTG CERT 2004-AR5 A6				1FE	8,146,030	.96 8280	8,230,380	8,500,000	8,324,833	.0	69,646	.0	.0	3.844	4.920	
92922F-SX-7	WAMU MTG CERT 2004-AR7 A2A				1FE	833,392	.99 6700	830,641	833,392	833,392	.0	.0	.0	.0	3.537	3.603	
92922F-3F-3	WAMU MTG CERT 2005-AR12 1A1				1FE	8,174,769	.98 6450	8,134,543	8,246,280	8,187,208	.0	8,597	.0	.0	4.846	5.253	
92922F-G4-4	WAMU MTG CERT 2005-AR4 A3				1FE	2,000,000	.98 0320	1,960,640	2,000,000	2,000,000	.0	.0	.0	.0	4.585	4.683	
93363E-AA-3	WAMU MTG CERT 2006-AR10				1FE	215,318	.100 8610	216,793	214,942	215,305	.0	(13)	.0	.0	5.974	6.060	
93363C-AA-7	WAMU MTG CERT 2006-AR7 1A				1FE	4,325,004	.100 0000	4,333,129	4,333,129	4,329,566	.0	4,561	.0	.0	5.644	5.805	
93363C-AB-5	WAMU MTG CERT 2006-AR7 2A				1FE	5,942,197	.100 0000	5,944,053	5,944,053	5,948,750	.0	6,554	.0	.0	5.644	5.780	
93934N-AS-4	WAMU PTC WMALT 2006-5 2-CB-3				1FE	193,479	.101 0480	195,156	193,132	193,441	.0	(38)	.0	.0	6.000	6.082	
93935B-AC-4	WAMU PTC WMALT 2006-5 3-A-2				1FE	1,002,500	.99 9880	999,880	1,000,000	1,002,369	.0	(131)	.0	.0	6.000	6.006	
93935A-AC-6	WAMU PTC WMALT 2006-AR5 3A				1FE	149,434	.99 9380	149,434	149,527	149,633	.0	199	.0	.0	5.604	5.740	
93935D-AA-4	WAMU PTC WMALT 2006-AR7 A-1A				1FE	1,578,906	.100 0000	1,578,906	1,578,906	1,578,906	.0	.0	.0	.0	5.584	5.725	
93933Y-AB-8	WASH MUT 06-M1A-M1				1FE	2,000,000	.100 0630	2,001,250	2,000,000	2,000,000	.0	.0	.0	.0	5.420	5.557	
94980G-AC-5	WELLS FARGO HEQ 2004-2-A12				1FE	803,390	.99 5750	809,333	812,787	809,453	.0	6,063	.0	.0	3.450	6.981	
94980G-AD-3	WELLS FARGO HEQ 2004-2A13				1FE	1,995,469	.97 8580	1,957,160	2,000,000	1,998,381	.0	1,256	.0	.0	3.970	4.126	
94981B-AA-9	WELLS FARGO MBS 2004-T-A1				1FE	258,977	.100 0760	259,376	259,179	259,070	.0	104	.0	.0	3.457	3.559	
94983C-AS-6	WELLS FARGO MBS 2005-AR10 11-A14				1FE	1,931,563	.97 6850	1,953,700	2,000,000	1,945,611	.0	14,048	.0	.0	4.109	5.953	
94983Y-AK-5	WELLS FARGO MBS 2006-AR10				1FE	189,048	.100 0970	190,812	190,627	189,182	.0	134	.0	.0	5.606	6.117	
4199999	Total Bonds - Industrial, Misc. - Defined Multi-Class Residential Mortgage-Backed Securities					313,728,728	.XXX	313,217,062	314,165,573	313,959,409	.0	132,801	.0	.0	XXX	XXX	
00389K-AA-4	ACACIA CDO LTD 10A-A1				1FE	5,000,000	.100 0000	5,000,000	5,000,000	5,000,000	.0	.0	.0	.0	5.798	5.926	
03072S-WP-6	AMERIQUEST MTG SECS 2004-R11				1FE	365,976	.100 2880	366,614	365,562	366,893	.0	917	.0	.0	5.720	5.917	
03072S-AG-6	AMERIQUEST MTG SECS 2005-R3				1FE	2,133,027	.100 0710	2,132,875	2,131,362	2,136,465	.0	3,438	.0	.0	5.550	5.657	
040104-SP-7	ARGENT SECS INC 2006-W3				1FE	803,744	.100 0140	378,975	378,922	378,811	.0	67	.0	.0	5.420	5.644	
045424-CW-6	ASSET SECUR CORP 1996-MD VI-A1C				1FE	423,666	.100 8890	386,871	383,462	390,120	.0	(4,770)	.0	.0	7.040	2.692	
05950E-AA-6	BANC AMER CMBS 2006-2-A-1				1FE	626,778	.100 8620	626,212	620,861	626,802	.0	24	.0	.0	5.611	5.631	
059500-BA-8	BANC AMER LARGE LN 2006-B1X1-F 144				1FE	2,000,000	.100 0050	2,000,100	2,000,000	2,000,000	.0	.0	.0	.0	5.630	5.864	
07383F-J2-5	BEAR STEARNS CMBS 2004-BBA3-B 144				1FE	1,475,000	.100 0210	1,475,310	1,475,000	1,475,000	.0	.0	.0	.0	5.670	5.909	
07383F-E2-0	BEAR STEARNS CMBS 2004-ESA-E				1FE	396,840	.99 6120	388,487	390,000	394,137	.0	296	.0	.0	5.064	4.689	
07383F-JB-5	BEAR STEARNS COML MTG 2002-TP6				1FE	2,110,784	.101 1800	2,097,189	2,072,730	2,110,846	.0	61	.0	.0	5.920	5.807	
13973A-AA-1	CAPITAL AUTO RECV ABN 2006-2				1FE	6,000,000	.100 0000	6,000,000	6,000,000	6,000,000	.0	.0	.0	.0	5.340	5.473	
13973A-AF-0	CAPITAL AUTO RECV ABN 2006-2				1FE	719,897	.100 0000	720,000	720,000	719,899	.0	2	.0	.0	5.070	5.196	
14453E-AA-0	CARRINGTON MTG LN 2006-RFC1				1FE	350,641	.100 0070	350,940	350,915	350,700	.0	59	.0	.0	5.390	5.618	
149114-BX-7	CATERPILLAR FINL TR 2005-A				1FE	810,965	.99 2990	811,269	816,996	810,639	.0	(326)	.0	.0	3.900	4.720	
149116-AB-1	CATERPILLAR FINL TR 2006-A				1FE	750,703	.100 1130	750,848	750,000	750,686	.0	(18)	.0	.0	5.590	5.650	
161582-AD-3	CHASE COMM MTG SECS 99-FU1-B				1FE	5,406,445	.105 4530	5,272,650	5,000,000	5,295,046	.0	(105,952)	.0	.0	7.619	5.260	
17309X-AA-7	CITIGROUP COML MTG				1FE	5,445,978	.100 0000	5,445,978	5,445,978	5,445,978	.0	.0	.0	.0	0.180	0.180	
173067-FP-9	CITIGROUP COML MTG 2005-EMG-A1 144				1FE	426,917	.98 1900	420,768	428,524	427,130	.0	537	.0	.0	4.154	4.541	
12615S-AK-6	CNH WHLSALE 06-1A-B VAR 7/15/				1FE	7,000,000	.100 2500	7,017,500	7,000,000	7,000,000	.0	.0	.0	.0	5.650	5.799	
12615S-AJ-9	CNH WHLSL 06-1-A VAR 7/15/				1FE	16,000,000	.100 0940	16,015,008	16,000,000	16,000,000	.0	.0	.0	.0	5.430	5.567	
20047L-AA-4	COMM 2004-RS1-A 144				1FE	1,876,484	.100 0000	1,897,984	1,897,984	1,880,614	.0	2,784	.0	.0	4.018	4.257	
22540A-FV-5	CSFB COML MTG PTC 1998-C1-B				1FE	424,228	.101 6220	391,245	385,000	400,112	.0	(9,763)	.0	.0	6.590	3.791	
22540A-JW-1	CSFB COML MTG PTC 1998-C2-A2				1FE	3,197,065	.101 3670	2,887,803	2,848,859	2,949,234	.0	(86,438)	.0	.0	6.300	2.460	
22541S-MW-7	CSFB COML MTG PTC 2004-FL1-E 144A				1FE	4,847,071	.100 0990	4,842,790	4,838,000	4,838,000	.0	.0	.0	.0	7.600	7.356	
22540A-ES-3	CSFB MORTGAGE SECS 1997-C2-A3				1FE	3,347,949	.100 6840	3,129,760	3,108,498	3,151,810	.0	(130,645)	.0	.0	6.550	3.402	
126670-ZK-7	CWABS INC 2006-6				1FE	426,256	.100 0060	426,415	426,390	426,336	.0	79	.0	.0	5.420	5.642	
126686-AC-6	CWHEQ HEQ LN TR 2006-S9				1FE	159,996	.99 8750	159,800	160,000	159,996	.0	.0	.0	.0	5.728	5.881	
233880-AC-7	DAIMLERCHRYSLER AUTO TR 2006-D				1FE	644,815	.99 4630	641,536	645,000	644,820	.0	5	.0	.0	4.940	5.066	
233046-AA-9	DB MSTR FIN 06-1-A2				1FE	235,865	.101 2440	237,923	235,000	235,840	.0	(25)	.0	.0	5.779	5.882	
251562-AC-8	DEUTSCHE MTG & ASSET REC 98-1 A2				1FE	2,494,075	.100 6610	2,438,538	2,422,526	2,449,172	.0	(28,201)	.0	.0	6.538	4.897	
23322B-CJ-5	DLJ COMMERCIAL MTG 1998-CG1-A1B				1FE	1,363,472	.100 9070	1,231,951	1,220,878	1,255,630	.0	(49,844)	.0	.0	6.410	2.318	
23322B-AF-5	DLJ COMMERCIAL MTG 98-CF1-A-3				1FE	263,443	.101 1870	263,086	260,000	262,485	.0	(958)	.0	.0	6.700	5.944	
32113J-BR-5	FIRST NLC TRUST 2005-3				1FE	709,519	.100 0350	709,657	709,408	710,133	.0	614	.0	.0	5.580	5.795	
337378-AB-9	FIRST UNION 1999-C4-A2				1FE	2,422,153	.104 6360	2,343,846	2,240,000	2,347,584	.0	(64,665)	.0	.0	7.390	4.341	
337367-AB-2	FIRST UNION-LEHMAN BROS 98-C2-A2				1FE	4,637,587	.101 0370	4,248,524	4,204,919	4,309,365	.0	(103,995)	.0	.0	6.560	3.943	
345280-AA-2	FORD CREDIT FLRPLN TR 2006-3				1FE	5,406,328	.100 0860	5,404,644	5,400,000	5,406,056	.0	(272)	.0	.0	5.530	5.712	
36828R-AR-5	GE COML EQUIP 04-A-B				1FE	829,991	.97 5530	809,756	830,068	830,017	.0	21	.0	.0	3.650	3.717	
36159M-AK-0	GE EQUIP SMALL TCKT 2005-2				1FE	315,011	.100 2230	316,704	315,999	315,086	.0	74	.0	.0	5.120	5.438	

E08.15

AMENDED-2- ANNUAL STATEMENT FOR THE YEAR 2006 OF THE CITIZENS PROPERTY INSURANCE CORPORATION

SCHEDULE D - PART 1

Showing all Long-Term BONDS Owned December 31 of Current Year

1	2	Codes			6	7	Fair Value		10	11	Change in Book Adjusted Carrying Value					16	17
		3	4	5			8	9			12	13	14	15			
CUSIP Identification	Description	*	F o r e i g n	Bond CHAR	NAIC Designation	Actual Cost	Rate Used to Obtain Fair Value	Fair Value	Par Value	Book/Adjusted Carrying Value	Unrealized Valuation Increase/ (Decrease)	Current Year's (Amortization)/ Accretion	Current Year's Other Than Temporary Impairment Recognized	Total Foreign Exchange Change in B./A.C.V.	Rate of	Effective Rate of	
379455-AD-0	GLOBAL SIGNAL TR III 2006-1-B 144A				1FE	75,000	100.5610	75,421	75,000	75,000	.0	.0	.0	.0	5.588	5.726	
379455-AE-8	GLOBAL SIGNAL TR III 2006-1-C 144A				1FE	115,000	100.6330	115,728	115,000	115,000	.0	.0	.0	.0	5.707	5.851	
361849-GX-4	GMAC COML MTG SECS 1999-C3 A1B				1FE	4,297,884	104.0350	3,972,148	3,818,088	4,003,034	.0	(160,408)	.0	.0	7.273	3.381	
361849-EC-2	GMAC COML MTGE SECS 1998-C2-D				1FE	511,211	101.9710	509,855	500,000	510,266	.0	(945)	.0	.0	6.500	5.452	
361849-ET-5	GMAC COML MTGE SECS 1999-C1 A2				1FE	4,330,433	101.2220	4,093,804	4,044,382	4,139,778	.0	(104,182)	.0	.0	6.175	3.870	
361849-C6-7	GMAC COML MTGE SECS 2004-C1-A2				1FE	756,680	97.2500	729,375	750,000	754,102	.0	(1,033)	.0	.0	4.100	3.987	
36228C-TE-3	GS MORTGAGE SECS 2004-6G2-A3				1FE	640,225	98.4210	639,737	650,000	643,166	.0	2,491	.0	.0	4.602	5.169	
36298U-AC-2	GS MTG COML 2006-GSFL VIII A2 144				1FE	2,000,000	100.0340	2,000,680	2,000,000	2,000,000	.0	.0	.0	.0	5.493	5.716	
362341-3A-5	GSAMP TRUST 2006-S1				1FE	251,021	100.0060	251,193	251,178	251,090	.0	.69	.0	.0	5.440	5.666	
362334-HK-3	GSAMP TRUST 2006-S2				1FE	368,191	100.0020	368,371	368,364	368,256	.0	.65	.0	.0	5.420	5.644	
432857-AB-6	HILTON HOTELS POOL TR 2000-HLT-A-2				1FE	5,038,672	100.6970	5,034,850	5,000,000	5,034,211	.0	(4,460)	.0	.0	5.734	5.779	
44108P-AM-5	HOST MARRIOTT POOL TR 99-HMT-A 144				1FE	1,022,761	102.0440	962,494	943,214	982,933	.0	(20,826)	.0	.0	6.980	3.375	
46625Y-F6-5	JP MORGAN COM MTG 2006-FL1-A1A 144				1FE	6,071,434	100.0140	6,071,299	6,070,450	6,070,131	.0	(1,303)	.0	.0	5.440	5.663	
46629M-AD-7	JP MORGAN COM MTG 2006-LDP8-A-3FL				1FE	5,000,000	100.0710	5,003,550	5,000,000	5,000,000	.0	.0	.0	.0	5.510	5.733	
466247-YM-9	JP MORGAN TR 2005-AB				1FE	1,963,989	98.9310	1,964,170	1,985,394	1,963,872	.0	(117)	.0	.0	4.953	5.226	
52521T-AN-7	LB COMMERCIAL MTG 2006-LLFC5-C 144				1FE	2,898,627	100.0570	2,900,279	2,898,627	2,898,627	.0	.0	.0	.0	5.560	5.788	
52108H-LG-7	LB-UBS CMBS 2002-C4-A3				1FE	686,683	97.4780	689,068	706,896	691,629	.0	4,120	.0	.0	4.071	5.130	
52108H-PK-4	LB-UBS CMBS 2003-C1-A1				1FE	3,718,571	97.7660	3,674,395	3,758,357	3,746,654	.0	(17,946)	.0	.0	2.720	3.380	
52108H-ZW-7	LB-UBS CMBS 2004-C2				1FE	2,189,332	96.0190	2,184,432	2,275,000	2,189,742	.0	.410	.0	.0	3.246	3.836	
52108H-E2-6	LB-UBS CMBS 2004-C4-A2				1FE	8,768,281	98.4980	8,372,330	8,500,000	8,639,138	.0	(60,678)	.0	.0	4.567	3.840	
57643L-NC-6	MASTR ASSET BKD SECS 2006-NC1				1FE	330,075	100.0180	330,341	330,281	330,155	.0	.80	.0	.0	5.430	5.656	
576436-CD-9	MASTR SPEC LN 05-2-A2				1FE	162,073	100.0000	162,073	162,073	162,073	.0	.0	.0	.0	5.150	5.273	
59020U-3V-5	ML MTG INV TR 2006-WMC1				1FE	258,086	100.0060	255,626	255,611	258,784	.0	.697	.0	.0	5.430	5.472	
59022H-EU-2	ML MTG TRUST 2004-BPC1-A2				1FE	754,093	97.1380	728,535	750,000	752,529	.0	(642)	.0	.0	4.071	4.030	
59022H-GL-0	ML MTG TRUST 2005-GGP1 E				1FE	124,997	99.0560	123,819	125,000	124,999	.0	.1	.0	.0	4.330	4.418	
59022H-GN-8	ML MTG TRUST 2005-GGP1 F				1FE	104,998	99.0220	103,973	105,000	104,999	.0	.1	.0	.0	4.351	4.439	
59022H-GN-6	ML MTG TRUST 2005-GGP1-G				1FE	2,098,652	99.0340	2,079,714	2,100,000	2,099,539	.0	.510	.0	.0	4.374	4.490	
61746W-OE-3	MORGAN STANLEY CAP 2002-IQ2-A3				1FE	774,999	100.2170	765,674	764,016	771,758	.0	(2,726)	.0	.0	5.520	5.058	
61745M-SB-7	MORGAN STANLEY CAP 2004-HQ4-A3				1FE	659,014	97.3580	632,827	650,000	654,948	.0	(2,067)	.0	.0	4.220	3.959	
61745S-AA-8	MORGAN STANLEY CAP 2006-XLF-A1 144				1FE	1,142,983	100.0080	1,143,074	1,142,983	1,142,983	.0	.0	.0	.0	5.440	7.297	
61745S-AG-5	MORGAN STANLEY CAP 2006-XLF-D 144A				1FE	2,000,000	100.0530	2,001,060	2,000,000	2,000,000	.0	.0	.0	.0	5.600	5.830	
61745M-ES-8	MORGAN STANLEY CAP I 1998-WF1-A2				1FE	693,177	100.3880	613,605	611,233	623,871	.0	(33,300)	.0	.0	6.550	1.543	
61910D-FK-3	MORTGAGE CAP FUNDING 1998-MC3-A-2				1FE	2,060,966	100.7530	1,868,472	1,854,508	1,901,122	.0	(62,563)	.0	.0	6.337	3.105	
63859C-BH-5	NATIONSLINK FUND CORP 1998-2 A2				1FE	228,028	101.0700	211,848	209,606	214,822	.0	(7,140)	.0	.0	6.476	3.279	
64352V-BW-0	NEW CENTURY 00-NCB-A				1FE	2,554	100.0220	2,554	2,554	2,554	.0	.0	.0	.0	5.600	2.724	
655356-JF-1	NOMURA ASSET SECS CO 1998-D6 -A1B				1FE	4,782,036	101.2030	4,344,826	4,293,179	4,433,035	.0	(114,730)	.0	.0	6.590	3.774	
68400X-AE-0	OPTION ONE MTG 02-A				1FE	26,999	100.0240	27,005	26,999	26,999	.0	.0	.0	.0	5.590	2.481	
68619A-BO-9	ORIGEN MNFCT 05-B-A2				1FE	794,984	99.4510	790,635	795,000	794,989	.0	.4	.0	.0	5.247	5.376	
61746W-GN-4	POTOMAC GURNEE MILLS TR 01-A-2 144				1FE	5,073,438	101.4500	5,072,500	5,000,000	5,065,818	.0	(7,619)	.0	.0	5.899	5.773	
74436J-FX-0	PRUDENTIAL SEC KEY CP 2000-K1-A-2				1FE	651,296	105.8330	647,621	611,927	649,331	.0	(1,965)	.0	.0	7.727	3.677	
75405K-AA-6	RASC SERIES TRUST 2006-EMX1				1FE	152,491	100.0130	152,570	152,550	152,588	.0	.98	.0	.0	5.430	5.645	
86837V-AB-5	SUPERIOR WHSL TR X 2004-A10				1FE	847,078	99.8830	849,006	850,000	847,770	.0	.692	.0	.0	5.630	5.959	
903205-AC-6	UPFC AUTO REC TR 2006-B				1FE	799,839	99.7750	798,200	800,000	799,841	.0	.2	.0	.0	5.010	5.133	
92866A-AC-1	VOLKSWAGEN AUTO TR 2006-A				1FE	1,302,133	100.4230	1,300,478	1,295,000	1,302,012	.0	(120)	.0	.0	5.500	5.291	
92922F-GA-0	WAMU MTG CERT 2003-S10				1FE	301,633	98.3980	301,369	306,275	301,598	.0	(36)	.0	.0	5.000	5.674	
9497EU-AA-5	WELLS FARGO HEO 2006-1				1FE	442,763	100.0070	443,210	443,179	442,836	.0	.73	.0	.0	5.380	5.608	
4399999	Total Bonds - Industrial, Misc. - Defined Multi-Class Commercial Mortgage-Backed Securities					168,697,050	.XXX	165,403,350	164,825,762	166,290,023	.0	(1,145,564)	.0	.0	XXX	XXX	
004375-AK-7	ACCREDITED MTG LN TR 2003-A1				1FE	535,801	96.6320	529,250	547,696	536,046	.0	.632	.0	.0	3.580	4.605	
00761H-BM-2	ADVNTA BUS CD 05-A3-A3				1FE	3,996,192	99.2480	3,969,920	4,000,000	3,997,321	.0	.975	.0	.0	4.700	4.841	
00110A-AA-2	AEP TEXAS CTR FDG 2006-2-A-1				1FE	3,099,835	99.5000	3,084,500	3,100,000	3,099,851	.0	.16	.0	.0	4.980	5.045	
025822-AA-5	AMERICAN EXPRESS CREDIT 2006-3-A				1FE	4,300,000	100.0570	4,302,451	4,300,000	4,300,000	.0	.0	.0	.0	5.370	5.584	
02582J-DB-3	AMERICAN EXPRESS MASTER 2004-5-A				1FE	9,528,203	100.0230	9,502,185	9,500,000	9,522,700	.0	(5,503)	.0	.0	5.440	5.562	
03061N-GO-6	AMERICREDIT AUTO REC 2003-C-F A-4				1FE	2,809,028	99.3150	2,815,966	2,835,388	2,816,012	.0	(6,984)	.0	.0	3.480	5.092	
03061N-HV-2	AMERICREDIT AUTO REC 2004-C-A A-3				1FE	1,443,979	99.6970	1,443,088	1,458,508	1,453,425	.0	(9,446)	.0	.0	3.000	5.686	
03061N-JH-3	AMERICREDIT AUTO REC 2005-B-M A-3				1FE	4,083,671	99.3120	4,100,909	4,129,319	4,100,308	.0	16,638	.0	.0	4.050	5.598	
03061N-JQ-3	AMERICREDIT AUTO REC 2005-D-A A-2				1FE	1,743,458	99.9800	1,748,200	1,748,550	1,746,932	.0	3,474	.0	.0	4.750	5.860	

E08.16

AMENDED-2- ANNUAL STATEMENT FOR THE YEAR 2006 OF THE CITIZENS PROPERTY INSURANCE CORPORATION

SCHEDULE D - PART 1

Showing all Long-Term BONDS Owned December 31 of Current Year

1	2	Codes			6	7	Fair Value		10	11	Change in Book Adjusted Carrying Value					16	17
		3	4	5			8	9			12	13	14	15			
CUSIP Identification	Description	*	Foreign	Bond CHAR	NAIC Designation	Actual Cost	Rate Used to Obtain Fair Value	Fair Value	Par Value	Book/Adjusted Carrying Value	Unrealized Valuation Increase/ (Decrease)	Current Year's (Amortization)/ Accretion	Current Year's Other Than Temporary Impairment Recognized	Total Foreign Exchange Change in B./A.C.V.	Rate of	Effective Rate of	
030610-AA-7	AMERICREDIT AUTO REC 2006-A-F A-1				1FE	277,898	100.0090	277,923	277,898	277,898	.0	.0	.0	.0	5.505	5.763	
030610-AB-5	AMERICREDIT AUTO REC 2006-A-F A-2				1FE	7,999,731	100.1480	8,011,840	8,000,000	7,999,799	.0	.0	.0	.0	5.610	5.759	
03062X-AC-0	AMERICREDIT AUTO REC 2006-B-G A-3				1FE	2,997,305	99.9980	2,999,940	3,000,000	2,997,571	.0	.0	.0	.0	5.210	5.388	
05522R-AA-6	BA CREDIT CARD TR 2006-GA-A				1FE	5,001,563	100.0550	5,002,750	5,000,000	5,000,523	.0	.0	.0	.0	5.380	5.589	
059478-AB-3	BAN AM AUTO 05-WF1-A2				1FE	262,428	99.9270	263,554	263,747	263,566	.0	.0	.0	.0	3.890	4.767	
059484-AA-3	BANC AMER AUTO TR 2006-G1				1FE	4,571,544	100.0140	4,572,184	4,571,544	4,571,544	.0	.0	.0	.0	5.349	5.482	
07401G-AB-0	BEAR STRNS MTG FDG 2006-SL4-M-1				1FE	2,000,000	100.0010	2,000,020	2,000,000	2,000,000	.0	.0	.0	.0	5.660	5.896	
055959-BE-9	BMW VEH OWN TR 2004-A				1FE	1,974,688	99.0380	1,980,760	2,000,000	1,981,541	.0	.0	.0	.0	3.320	6.127	
055670-AA-1	BMW VEH OWNER TR 2006-A A-1				1FE	4,956,312	100.0100	4,956,808	4,956,312	4,956,312	.0	.0	.0	.0	5.363	5.564	
139732-FH-9	CAP AUTO 05-SN1A-B1				1FE	774,999	99.4380	770,645	775,000	775,000	.0	.0	.0	.0	4.830	4.938	
14041G-CK-0	CAP ONE AUTO 05-C-A3				1FE	487,461	99.5900	488,689	490,701	488,612	.0	.0	.0	.0	4.610	5.498	
139732-FW-6	CAPITAL AUTO RECV ABN 2006-1				1FE	2,639,925	99.8660	2,643,720	2,647,267	2,642,247	.0	.0	.0	.0	5.030	5.637	
139732-FX-4	CAPITAL AUTO RECV ABN 2006-1				1FE	1,930,679	100.0060	1,930,720	1,930,604	1,930,731	.0	.0	.0	.0	5.380	5.498	
14041G-CT-1	CAPITAL ONE AUTO 5.310% 5/15/				1FE	3,411,964	99.9930	3,415,995	3,416,234	3,413,194	.0	.0	.0	.0	5.310	5.696	
14041V-AD-5	CAPITAL ONE AUTO TR 2006-B				1FE	3,000,000	99.9760	3,000,000	3,000,000	3,000,000	.0	.0	.0	.0	5.350	5.420	
14041U-AA-3	CAPITAL ONE AUTO TR 2006-C				1FE	8,500,000	100.0230	8,501,955	8,500,000	8,500,000	.0	.0	.0	.0	5.340	5.473	
14041N-BQ-3	CAPITAL ONE MASTER TR 2004-6A				1FE	1,380,539	100.0280	1,380,359	1,380,000	1,380,355	.0	.0	.0	.0	5.400	5.450	
14041N-CW-1	CAPITAL ONE MASTER TR 2005-11A				1FE	3,002,344	100.1420	3,004,260	3,000,000	3,002,000	.0	.0	.0	.0	5.390	5.505	
14042C-AA-2	CAPITAL ONE PRIME AUTO 2006-2				1FE	4,205,429	100.0100	4,205,849	4,205,429	4,205,429	.0	.0	.0	.0	5.330	5.462	
14068X-AC-1	CARMARK LTD 06-7A-B				1FE	5,000,000	100.0000	5,000,000	5,000,000	5,000,000	.0	.0	.0	.0	5.759	5.914	
161444-AA-2	CHASE AUTO OWNER TR 2006-B				1FE	1,314,913	100.0070	1,315,092	1,315,000	1,314,938	.0	.0	.0	.0	5.280	5.417	
161444-AB-0	CHASE AUTO OWNER TR 2006-B				1FE	1,999,810	99.9990	1,999,980	2,000,000	1,999,836	.0	.0	.0	.0	5.130	5.257	
16151R-BP-7	CHASE CC MASTER TRUST 2002-3				1FE	7,063,438	100.8950	7,062,650	7,000,000	7,053,406	.0	.0	.0	.0	5.800	5.606	
161571-BH-6	CHASE ISSUANCE TRUST 2006-4A				1FE	5,000,000	100.0570	5,002,850	5,000,000	5,000,000	.0	.0	.0	.0	5.370	5.503	
161581-CZ-4	CHASE MAN AUTO OWNER TR 2003-B A-4				1FE	1,884,807	98.9750	1,881,140	1,900,621	1,898,890	.0	.0	.0	.0	2.570	2.984	
17305E-DH-5	CITIBANK CCIT 2006-A5				1FE	2,105,305	100.4540	2,109,534	2,100,000	2,104,777	.0	.0	.0	.0	5.300	5.265	
17305E-CS-2	CITIBANK CCMT 2005-A6				1FE	3,003,164	100.0500	3,001,500	3,000,000	3,002,760	.0	.0	.0	.0	5.499	5.576	
17305E-BW-6	CITIBK CDT CD 03-A3-A3				1FE	2,499,425	97.5150	2,437,875	2,500,000	2,499,855	.0	.0	.0	.0	3.100	3.129	
17305E-CA-1	CITIBK CRDT 04-A1-A1				1FE	982,813	99.8600	998,600	1,000,000	998,498	.0	.0	.0	.0	2.550	5.476	
17305E-CG-8	CITIBK CRDT 04-A7-A 5.2975% 11/25/				1FE	751,025	100.3230	752,423	750,000	750,950	.0	.0	.0	.0	5.298	5.367	
17305E-DD-4	CITIBK CRDT 06-B2-B2 5.15% 3/07/				1FE	1,598,864	99.8150	1,597,040	1,600,000	1,599,151	.0	.0	.0	.0	5.150	5.243	
17305E-BV-6	CITIBK CREDIT 03-A8-A8				1FE	1,690,172	97.4220	1,656,174	1,700,000	1,695,441	.0	.0	.0	.0	5.300	3.703	
12618P-AC-7	CNH EQUIP TR 2006-B A-3				1FE	864,996	100.0250	865,216	865,000	864,996	.0	.0	.0	.0	5.200	5.326	
12615S-AE-0	CNH WHSL MSTR TR 2005-1-A				1FE	5,005,469	100.0770	5,003,850	5,000,000	5,003,229	.0	.0	.0	.0	5.460	5.631	
125435-AA-5	COUNTRYWIDE 06-R2-AF				1FE	6,542,898	100.0000	6,542,898	6,542,898	6,542,898	.0	.0	.0	.0	5.805	5.962	
23383V-CS-7	DAIMLERCHRYLR 04-C-A3				1FE	186,196	99.5460	187,898	188,755	187,871	.0	.0	.0	.0	2.980	5.190	
23383W-AB-4	DAIMLERCHRYSLER AUTO TR 2006-B				1FE	7,577,183	99.9930	7,579,550	7,580,080	7,577,822	.0	.0	.0	.0	5.300	5.481	
23384B-AF-0	DAIMLERCHRYSLER MSTR TR 2005-A				1FE	5,003,320	100.0430	5,002,150	5,000,000	5,002,233	.0	.0	.0	.0	5.400	5.498	
23383V-BZ-2	DAIMLERCHRYSR 03-A-A4				1FE	3,199,307	99.7800	3,223,115	3,230,222	3,210,733	.0	.0	.0	.0	2.880	4.975	
23383V-CE-8	DAIMLRCHR AUT 03-B-A4				1FE	1,474,820	99.0780	1,466,780	1,480,430	1,479,783	.0	.0	.0	.0	2.860	3.067	
25466K-FD-6	DISCOVER CARD MSTR TR I 2005-1				1FE	5,005,469	100.1830	5,009,150	5,000,000	5,004,636	.0	.0	.0	.0	5.500	5.612	
254684-AC-7	DISCOVER CARD MSTR TR I 2006-2				1FE	5,000,000	100.0610	5,003,050	5,000,000	5,000,000	.0	.0	.0	.0	5.380	5.521	
34527R-LF-8	FORD CDT AUTO 05-C-A2				1FE	222,607	99.9050	223,281	223,494	223,241	.0	.0	.0	.0	4.240	5.296	
34527R-KW-2	FORD CR AUTO 2005-B A3				1FE	1,989,500	99.4580	1,979,014	1,989,799	1,989,665	.0	.0	.0	.0	4.170	4.258	
34527R-LO-4	FORD CREDIT 06-A-A3				1FE	2,097,584	99.7260	2,094,246	2,100,000	2,098,167	.0	.0	.0	.0	5.050	5.248	
34528A-AE-9	FORD CREDIT AUTO TR 2006-B				1FE	619,963	100.1920	621,190	620,000	619,966	.0	.0	.0	.0	5.250	5.380	
34528P-AE-6	FORD CREDIT FLRPLN TR 2004-1				1FE	6,995,000	99.9760	6,993,321	6,995,000	6,995,000	.0	.0	.0	.0	5.390	5.531	
34528P-AF-3	FORD CREDIT FLRPLN TR 2004-1				1FE	299,625	99.9870	299,961	300,000	299,703	.0	.0	.0	.0	5.570	5.911	
35242R-BH-6	FRANKLIN AUTO TR 2004-2				1FE	1,506,068	99.6770	1,511,774	1,516,672	1,510,938	.0	.0	.0	.0	3.480	5.478	
36159L-AR-7	GE DEALER FLRPLN 2006-2-A				1FE	17,505,469	100.0180	17,503,150	17,500,000	17,498,779	.0	.0	.0	.0	5.390	5.609	
41283A-BY-4	HARLEY-DAVIDSON MTR TR				1FE	1,975,938	98.9270	1,978,540	2,000,000	1,978,441	.0	.0	.0	.0	4.410	5.363	
41283A-AS-8	HARLEY-DAVIDSON MTR TR 2002-2				1FE	1,254,371	99.3560	1,261,819	1,269,998	1,254,685	.0	.0	.0	.0	3.090	3.990	
41283A-BU-2	HARLEY-DAVIDSON MTR TR 2005-2				1FE	1,476,443	99.4360	1,483,062	1,491,474	1,481,784	.0	.0	.0	.0	3.790	5.534	
42805R-AP-4	HERTZ VEH 05-2A-A2				1FE	1,344,923	99.4120	1,337,091	1,345,000	1,344,948	.0	.0	.0	.0	4.930	5.045	
43812G-AD-4	HONDA AUTO RECV 2003-3				1FE	1,291,489	99.6760	1,299,949	1,304,174	1,300,310	.0	.0	.0	.0	2.770	5.998	
43812M-AB-5	HONDA AUTO RECV 2005-5				1FE	278,293	99.9370	278,793	278,969	278,744	.0	.0	.0	.0	4.540	5.688	
43812Q-AA-8	HONDA AUTO RECV 2006-2				1FE	2,270,070	100.0340	2,270,842	2,270,070	2,270,070	.0	.0	.0	.0	5.425	5.562	

E08.17

AMENDED-2- ANNUAL STATEMENT FOR THE YEAR 2006 OF THE CITIZENS PROPERTY INSURANCE CORPORATION

SCHEDULE D - PART 1

Showing all Long-Term BONDS Owned December 31 of Current Year

1	2	Codes			6	7	Fair Value		10	11	Change in Book Adjusted Carrying Value					16	17
		3	4	5			8	9			12	13	14	15			
CUSIP Identification	Description	*	F	Bond CHAR	NAIC Designation	Actual Cost	Rate Used to Obtain Fair Value	Fair Value	Par Value	Book/Adjusted Carrying Value	Unrealized Valuation Increase/ (Decrease)	Current Year's (Amortization)/ Accretion	Current Year's Other Than Temporary Impairment Recognized	Total Foreign Exchange Change in B./A.C.V.	Rate of	Effective Rate of	
43812R-AA-6	HONDA AUTO RECV 2006-3				1FE	3,901,781	.99.9900	3,901,391	3,901,781	3,901,781	.0	.0	.0	.0	5.342	5.475	
43812R-AB-4	HONDA AUTO RECV 2006-3				1FE	999,948	.99.9590	999,590	1,000,000	999,956	.0	.9	.0	.0	5.250	5.384	
404286-AA-4	HSBC AUTO TRUST 2006-2				1FE	1,170,878	.100.0300	1,171,230	1,170,878	1,170,878	.0	.0	.0	.0	5.503	5.774	
40431C-AB-4	HSBC AUTO TRUST 2006-3				1FE	1,155,361	.100.0790	1,155,912	1,155,000	1,155,321	.0	(.40)	.0	.0	5.380	5.480	
44329C-AA-3	HSBC CC MASTER TR 2006-1				1FE	1,852,039	.100.0550	1,851,018	1,850,000	1,851,956	.0	(.83)	.0	.0	5.100	5.177	
449182-BU-7	HYUNDAI AUTO 06-A-C				1FE	599,906	.100.0870	600,522	600,000	599,932	.0	.27	.0	.0	5.340	5.479	
52470L-AE-5	LEGG MASON 06-1A-A2 VAR 3/25/				1FE	1,000,313	.100.0000	1,000,000	1,000,000	1,000,305	.0	(.8)	.0	.0	5.653	5.798	
55264T-DP-3	MBNA CC MASTER TR 2006-1A				1FE	1,996,660	.99.6830	1,993,660	2,000,000	1,997,172	.0	.512	.0	.0	4.900	5.085	
55264T-DN-8	MBNA MASTER CC TR 2005-11A				1FE	5,003,906	.100.1580	5,007,900	5,000,000	5,004,518	.0	.612	.0	.0	5.390	5.498	
55262T-GA-5	MBNA MASTER CC TR II 2001-B				1FE	5,047,070	.100.9670	5,048,350	5,000,000	5,041,156	.0	(5,914)	.0	.0	5.610	5.606	
55264T-BB-6	MBNA MASTER CC TR II 2002-9A				1FE	1,476,786	.100.0590	1,475,870	1,475,000	1,475,391	.0	(1,395)	.0	.0	5.464	5.515	
59023U-AA-0	MERRILL LYNCH				1FE	7,299,796	.100.0000	7,299,796	7,299,796	7,299,796	.0	.0	.0	.0	5.390	5.525	
59023U-AN-2	MERRILL LYNCH FLOAT				1FE	4,000,000	.100.0000	4,000,000	4,000,000	4,000,000	.0	.0	.0	.0	5.630	5.778	
59159U-BY-3	METRIS MASTER TR 2005-2				1FE	5,253,076	.100.0760	5,253,990	5,250,000	5,251,135	.0	(1,941)	.0	.0	5.440	5.625	
356486-AA-8	MORGAN STAN 01-FRMA-A1 VAR 7/12/				1FE	1,110,938	.100.0000	1,105,454	1,105,454	1,110,236	.0	(703)	.0	.0	5.706	5.628	
61747R-AJ-9	MORGAN STANLEY AUTO 2004-HB1				1FE	6,253,620	.98.9100	6,335,934	6,405,757	6,330,627	.0	77,007	.0	.0	3.330	6.438	
63909X-AC-1	NAUTILUS RMS 05-1A-A2 VAR				1FE	4,725,935	.100.0000	4,714,149	4,714,149	4,724,769	.0	(1,166)	.0	.0	3.999	4.070	
640314-AR-1	NELNET STUDENT LNS 2001-1-A1				1FE	953,757	.100.4470	910,301	906,250	918,344	.0	(22,967)	.0	.0	5.760	3.071	
65475C-AC-6	NISSAN AUTO 06-B-A3				1FE	1,999,626	.99.8650	1,997,300	2,000,000	1,999,744	.0	.118	.0	.0	5.160	5.294	
65480A-AD-1	NISSAN AUTO LEASE TR 2006-A				1FE	592,320	.99.8310	591,326	592,327	592,320	.0	(.1)	.0	.0	5.100	5.221	
65474W-AC-3	NISSAN AUTO RECEV GR TR 2004-B				1FE	2,555,458	.99.4060	2,564,319	2,579,642	2,563,070	.0	7,612	.0	.0	3.350	5.473	
68338S-EU-3	ONYX AUTO 04-B-A3 3.09% 9/15/				1FE	118,796	.99.9110	118,839	118,945	118,941	.0	.34	.0	.0	3.090	3.206	
74490B-AA-5	PROVIDIAN 05-A1A-A 5.25875% 7/16/				1FE	5,005,469	.100.0630	5,003,125	5,000,000	5,004,662	.0	(807)	.0	.0	5.259	5.346	
74408A-AT-7	PROVIDIAN GTWY OWNR TR 2004-F				1FE	983,438	.98.6560	986,563	1,000,000	985,085	.0	1,648	.0	.0	3.800	4.470	
74408A-AL-4	PROVIDIAN-04-DA-C				1FE	1,249,403	.98.9690	1,237,110	1,250,000	1,249,852	.0	.203	.0	.0	3.950	4.040	
759172-AR-0	REGIONS AUTO 03-2-A4				1FE	1,774,205	.98.3090	1,749,877	1,779,976	1,779,038	.0	3,265	.0	.0	3.070	3.248	
84604A-AD-3	SOVEREIGN DLR 06-1-A VAR 8/15/				1FE	1,750,000	.100.0000	1,750,000	1,750,000	1,750,000	.0	.0	.0	.0	5.380	5.515	
89578S-AR-4	TRIAD AUTO REC TR 2005-B				1FE	2,445,430	.99.1690	2,463,602	2,484,246	2,457,784	.0	12,355	.0	.0	4.280	5.608	
903279-AA-5	USAA AUTO OWNER TR 2006-3				1FE	5,812,400	.100.0300	5,814,144	5,812,400	5,812,400	.0	.0	.0	.0	5.405	5.541	
90327L-AC-4	USAA AUTO OWNER TR 2006-4				1FE	2,999,430	.99.7840	2,993,520	3,000,000	2,999,451	.0	.20	.0	.0	5.010	5.133	
928665-AM-0	VOLKSWAGEN AUTO TR 2005-A				1FE	2,938,733	.99.5030	2,947,848	2,962,572	2,946,876	.0	8,143	.0	.0	3.820	5.350	
92866A-AB-3	VOLKSWAGEN AUTO TR 2006-A				1FE	3,999,895	.100.1970	4,007,880	4,000,000	3,999,932	.0	.37	.0	.0	5.550	5.696	
928667-AA-2	VOLKSWAGEN RMBS TR 2005-1				1FE	3,510,000	.100.0370	3,511,299	3,510,000	3,510,000	.0	.0	.0	.0	5.340	5.563	
92975U-AC-5	WACHOVIA AUTO 04-A-A3				1FE	96,670	.99.6370	96,383	96,734	96,711	.0	(.5)	.0	.0	3.190	3.271	
92977F-AC-6	WACHOVIA AUTO 06-A-A3				1FE	999,982	.100.2630	1,002,630	1,000,000	999,984	.0	.2	.0	.0	5.350	5.484	
949785-AD-1	WELLS FARGO AUTO TR 2004-A				1FE	1,775,910	.98.6640	1,793,089	1,817,369	1,793,751	.0	17,841	.0	.0	2.670	6.450	
962215-AC-3	WFS FINANCIAL OWNER TR 2005-3				1FE	4,771,209	.99.3750	4,795,009	4,825,166	4,788,546	.0	17,338	.0	.0	4.250	5.541	
92927V-AF-5	WFS FINL OWNER 05-1-C				1FE	794,406	.98.5860	783,283	794,518	794,472	.0	.26	.0	.0	3.920	3.999	
96683M-AV-9	WHOLE AUTO LN TR 2004-1				1FE	2,197,848	.99.4400	2,212,155	2,224,613	2,210,313	.0	12,465	.0	.0	2.960	5.755	
98152D-BH-3	WORLD OMNI AUTO 04-A A3				1FE	544,475	.99.6010	542,364	544,537	544,533	.0	.15	.0	.0	3.290	3.345	
4499999	Total Bonds - Industrial, Misc. - Other Multi-Class Commercial Mortgage-Backed/Asset-Backed Securities					309,512,582	.XXX	309,536,000	309,968,963	309,726,800	.0	210,406	.0	.0	XXX	XXX	
4599999	Total - Industrial and Miscellaneous Bonds					1,946,386,754	.XXX	1,932,616,188	1,939,764,672	1,941,863,439	.0	(1,514,572)	.0	.0	XXX	XXX	
5499999	Total - Issuer Obligations					2,270,438,807	.XXX	2,286,889,074	2,302,240,375	2,298,537,392	(1)	9,156,935	.0	.0	XXX	XXX	
5599999	Total - Single Class Mortgage-Backed/Asset-Backed Securities					151,217,636	.XXX	148,880,377	148,762,644	151,307,924	.0	121,984	.0	.0	XXX	XXX	
5699999	Total - Defined Multi-Class Residential Mortgage-Backed Securities					685,639,183	.XXX	683,592,164	684,372,226	685,664,453	.0	13,792	.0	.0	XXX	XXX	
5899999	Total - Defined Multi-Class Commercial Mortgage-Backed Securities					177,046,071	.XXX	173,753,183	173,175,762	174,636,161	.0	(1,148,448)	.0	.0	XXX	XXX	
5999999	Total - Other Multi-Class Commercial Mortgage-Backed Securities					309,512,582	.XXX	309,536,000	309,968,963	309,726,800	.0	210,406	.0	.0	XXX	XXX	
6099999	Totals					3,593,854,278	.XXX	3,602,650,797	3,618,519,969	3,619,872,731	(1)	8,354,668	0	0	XXX	XXX	

E08.18

Schedule D - Part 2 - Section 1

NONE

Schedule D - Part 2 - Section 2

NONE

AMENDED-2- ANNUAL STATEMENT FOR THE YEAR 2006 OF THE CITIZENS PROPERTY INSURANCE CORPORATION

SCHEDULE D - PART 3

Showing All Long-Term Bonds and Stocks ACQUIRED During Current Year

1	2	3	4	5	6	7	8	9
CUSIP Identification	Description	Foreign	Date Acquired	Name of Vendor	Number of Shares of Stock	Actual Cost	Par Value	Paid for Accrued Interest and Dividends
31331V-ZC-3	FEDERAL FARM CR BKS CONS		08/31/2006	US BANK		1,009,090	1,000,000	16,256
3133MX-JN-0	FEDERAL HOME LN BKS		09/22/2006	US BANK		972,020	1,000,000	20,300
3133XF-N6-9	FEDERAL HOME LN BKS		12/26/2006	VARIOUS		3,996,377	4,000,000	25,198
3133XG-3V-4	FEDERAL HOME LN BKS		07/17/2006	MONTGOMERY SECURITIES		5,000,000	5,000,000	799
3133XG-76-3	FEDERAL HOME LN BKS		07/06/2006	WACHOVIA BANK		15,000,000	15,000,000	0
3133XG-NJ-9	FEDERAL HOME LN BKS		12/28/2006	LEHMAN BROTHERS INC		5,409,655	5,400,000	75,750
3133XG-X7-4	FEDERAL HOME LN BKS		12/19/2006	VARIOUS		84,960,023	85,000,000	148,731
3133XH-2E-1	FEDERAL HOME LN BKS		10/02/2006	VARIOUS		15,600,000	15,600,000	0
3133XH-DV-1	FEDERAL HOME LN BKS		11/01/2006	US BANK		14,045,347	14,000,000	54,705
3128X4-G0-8	FEDERAL HOME LN MTG CORP		03/30/2006	BEAR STEARNS		11,871,720	12,000,000	66,700
3133F1-CV-7	FEDERAL HOME LN MTG CORP		09/25/2006	US BANK		502,520	525,000	642
3134A3-M7-8	FEDERAL HOME LN MTG CORP		10/25/2006	VARIOUS		5,203,460	5,000,000	90,726
3134A4-UW-2	FEDERAL HOME LN MTG CORP		12/01/2006	BANC/AMERICA SECUR.LLC,MO		3,896,068	3,975,000	74,642
3128X1-NB-9	FEDERAL HOME LN MTG CORP MTN		09/20/2006	US BANK		953,000	1,000,000	8,682
3128X3-YY-3	FEDERAL HOME LN MTG CORP MTN		07/24/2006	MCDONALD AND COMPANY		940,485	975,000	13,509
31359M-2Q-5	FEDERAL NATL MTG ASSN		12/11/2006	US BANK		16,500,000	16,500,000	0
31359M-FG-3	FEDERAL NATL MTG ASSN		12/26/2006	GOLDMAN, SACHS & CO		1,067,153	1,000,000	32,625
31359M-H4-8	FEDERAL NATL MTG ASSN		12/27/2006	US BANK		1,998,660	2,000,000	37,100
3136F7-F3-6	FEDERAL NATL MTG ASSN MTN		11/08/2006	RBC DAIN RAUSCHER INC		10,000,000	10,000,000	203,194
31331S-4H-3	FFCB		07/14/2006	WACHOVIA BANK		12,001,692	12,000,000	27,953
31331T-6K-2	FFCB		07/21/2006	WACHOVIA BANK		20,016,060	20,000,000	49,837
31331T-7A-3	FFCB		01/09/2006	GX CLARKE		1,366,568	1,400,000	20,384
31331T-R4-5	FFCB		01/30/2006	DAIN RAUSCHER		122,343	125,000	867
31331T-TH-4	FFCB		07/11/2006	MCDONALD AND COMPANY		7,759,447	7,750,000	0
31331T-WR-8	FFCB		09/28/2006	VARIOUS		2,745,787	2,850,000	26,761
31331V-5F-9	FFCB		09/20/2006	US BANK		9,996,166	10,000,000	0
31331V-B8-8	FFCB		08/28/2006	LEHMAN SPECIAL SECURITIES		9,996,647	10,000,000	37,993
31331V-F6-8	FFCB		08/28/2006	LEHMAN SPECIAL SECURITIES		4,997,809	5,000,000	10,823
31331V-P9-1	FFCB		08/28/2006	VARIOUS		57,074,771	57,100,000	69,441
31331V-Q2-5	FFCB		07/13/2006	CHEMICAL BANK		24,992,724	25,000,000	0
31331V-V3-7	FFCB		07/25/2006	WACHOVIA BANK		27,997,200	28,000,000	0
31331V-YA-8	FFCB		07/11/2006	VARIOUS		15,494,425	15,500,000	31,348
31331V-Z7-4	FFCB		08/16/2006	MONTGOMERY SECURITIES		24,990,400	25,000,000	0
31339X-MB-7	FHLB		01/11/2006	WACHOVIA BANK		1,527,920	1,600,000	2,133
31339Y-RN-4	FHLB		01/30/2006	DAIN RAUSCHER		478,915	500,000	0
3133X1-XC-6	FHLB		10/13/2006	BANC/AMERICA SECUR.LLC,MO		2,234,945	2,300,000	35,203
3133X4-ZC-8	FHLB		09/13/2006	US BANK		2,381,763	2,500,000	31,875
3133X5-N3-8	FHLB		04/18/2006	FIRST BOSTON		993,744	1,030,000	89
3133X8-SE-3	FHLB		01/06/2006	WACHOVIA BANK		1,464,141	1,500,000	16,125
3133XA-P2-7	FHLB		07/11/2006	FIRST TENNESSEE		9,965,000	10,000,000	64,583
3133XA-T5-6	FHLB		08/18/2006	VARIOUS		1,568,950	1,600,000	16,467
3133XG-4A-9	FHLB		07/20/2006	VARIOUS		19,995,238	20,000,000	20,795
3133XB-J0-9	FHLB DEB 4.125% 4/18/		11/09/2006	BANC/AMERICA SECUR.LLC,MO		3,456,677	3,500,000	8,823
3133XH-UM-2	FHLB DEB 5.500% 11/14/		11/10/2006	US BANK		16,000,000	16,000,000	0
3128X2-JR-7	FHLMC		01/30/2006	DAIN RAUSCHER		292,494	300,000	920
3128X2-NS-0	FHLMC		01/30/2006	DAIN RAUSCHER		247,261	255,000	69
3128X3-K9-3	FHLMC		03/30/2006	ALEX BROWN		2,663,716	2,750,000	35,475
3128X4-X2-2	FHLMC		07/11/2006	WACHOVIA BANK		20,330,526	20,335,000	49,814
3134A2-DT-2	FHLMC		06/05/2006	WACHOVIA BANK		4,339,023	4,300,000	35,027
3134A3-3L-8	FHLMC		07/18/2006	GREENWICH CAPITAL		1,211,851	1,155,000	28,298
3134A4-UR-3	FHLMC		02/07/2006	CHEMICAL BANK		3,419,329	3,500,000	23,200
3134A4-US-1	FHLMC		12/12/2006	SOUTHWEST SECURITIES, INC		1,977,042	2,000,000	35,417
3134A4-VA-9	FHLMC		04/24/2006	SBCI SWISS BANK CORP		1,949,740	2,000,000	27,986
3134A4-VE-1	FHLMC		11/09/2006	LEHMAN BROTHERS INC		160,649	165,000	416
3134A4-VH-4	FHLMC		11/15/2006	BEAR, STEARNS SECURITIES		1,291,186	1,300,000	25,219
3128X4-TB-7	FHLMC MTN 5.000% 11/01/10		11/21/2006	BANC/AMERICA SECUR.LLC,MO		992,870	1,000,000	2,917
31359M-C9-2	FNMA		12/01/2006	US BANK		3,347,225	3,400,000	8,181
31359M-DU-4	FNMA		12/26/2006	LEHMAN BROTHERS INC		1,012,997	1,000,000	7,000
31359M-EY-5	FNMA		12/26/2006	VARIOUS		14,857,932	14,225,000	227,541
31359M-K6-9	FNMA		07/13/2006	VARIOUS		6,331,393	6,400,000	47,640
31359M-P5-6	FNMA		07/24/2006	LEHMAN SPECIAL SECURITIES		997,420	1,000,000	7,875
31359M-PZ-0	FNMA		07/17/2006	VARIOUS		18,229,277	18,750,000	106,776

E11

AMENDED-2- ANNUAL STATEMENT FOR THE YEAR 2006 OF THE CITIZENS PROPERTY INSURANCE CORPORATION

SCHEDULE D - PART 3

Showing All Long-Term Bonds and Stocks ACQUIRED During Current Year

1	2	3	4	5	6	7	8	9
CUSIP Identification	Description	Foreign	Date Acquired	Name of Vendor	Number of Shares of Stock	Actual Cost	Par Value	Paid for Accrued Interest and Dividends
31359M-T8-6	FNMA		07/20/2006	WACHOVIA BANK		19,988,709	20,000,000	68,106
31359M-U9-2	FNMA		07/26/2006	WACHOVIA BANK		7,997,600	8,000,000	0
31359M-X4-0	FNMA		09/27/2006	VARIOUS		25,460,020	25,400,000	45,861
3136F3-5N-2	FNMA		05/10/2006	FIRST TENNESSEE		835,438	855,000	8,254
3136F5-TG-6	FNMA MTN		09/26/2006	JS BANK		394,000	400,000	7,400
3136F6-WX-3	FNMA MTN		09/21/2006	JS BANK		1,465,650	1,500,000	10,335
36225C-Z6-6	GNMA PL 080764M		08/01/2006	GREENWICH CAPITAL		8,193,178	8,165,111	25,573
36225C-4L-7	GNMA PL 080826M		07/24/2006	MONTGOMERY SECURITIES		988,435	985,970	4,006
36225C-6D-3	GNMA PL 080867M		08/02/2006	JS BANK		4,452,957	4,466,916	13,649
36225D-E4-2	GNMA PL 081054M		08/01/2006	PW CMO ACCOUNT		6,070,540	6,061,070	16,668
80585B-AM-2	SBA CMBS TRUST 2006-1-1B 144		10/30/2006	LEHMAN		259,991	260,000	0
78442F-BU-1	SLM CORP MTN BOOK ENTRY		07/21/2006	WACHOVIA BANK		3,268,411	3,260,000	515
78442F-DO-8	SLM CORP MTN BOOK ENTRY		10/06/2006	VARIOUS		13,513,091	13,500,000	146,364
78442F-EE-4	SLM CORP MTN BOOK ENTRY		12/19/2006	BEAR, STEARNS SECURITIES		5,000,950	5,000,000	40,451
78442F-DX-3	SLM CORP SER-A VAR 3/15/		07/06/2006	VARIOUS		5,850,833	5,850,000	20,620
78442F-EC-8	SLM CORPORATION NOTES VAR 7/26/		07/11/2006	MONTGOMERY SECURITIES		3,000,000	3,000,000	0
912828-CZ-1	TIPS		12/12/2006	JS BANK		1,735,006	1,700,000	2,577
880591-DB-5	TVA PWR BOND SER-6		04/25/2006	LEHMAN		502,215	500,000	12,168
912828-FB-1	U S TREAS NTS TIPS 2.37% 04/15/11		10/25/2006	VARIOUS		1,139,798	1,120,000	4,241
912828-AF-7	U S TREAS NTS TIPS 3.00% 07/15/12		08/04/2006	VARIOUS		587,358	500,000	516
912827-4Y-5	U S TREAS NTS TIPS 3.875% 01/15/09		06/29/2006	VARIOUS		4,793,377	3,780,000	75,942
912828-BK-5	U S TREASURY NOTES		08/04/2006	VARIOUS		8,567,146	8,930,000	71,134
912828-DE-7	U S TREASURY NOTES		11/08/2006	CITIGROUP GLOBAL MARKETS		386,828	400,000	5,623
912828-DP-2	U S TREASURY NOTES		11/20/2006	VARIOUS		1,887,841	1,935,000	9,313
912828-DT-4	U S TREASURY NOTES		06/01/2006	CARROLL McENTEE (GOVT)		6,836,758	7,000,000	12,840
912828-EG-1	U S TREASURY NOTES		04/04/2006	LEHMAN SPECIAL SECURITIES		481,094	500,000	1,158
912828-EH-9	U S TREASURY NOTES		08/22/2006	JS BANK		954,445	965,000	15,187
912828-ES-5	U S TREASURY NOTES		12/07/2006	LEHMAN BROTHERS INC		4,169,648	4,200,000	72,758
912828-EV-8	U S TREASURY NOTES		10/30/2006	VARIOUS		9,112,655	9,180,000	101,031
912828-FE-5	U S TREASURY NOTES		08/30/2006	VARIOUS		5,421,310	5,440,000	37,871
912828-FM-7	U S TREASURY NOTES		08/02/2006	FUJI FED		3,303,352	3,300,000	3,139
912828-PP-0	U S TREASURY NOTES		12/26/2006	VARIOUS		11,557,632	11,505,000	96,580
912828-FR-6	U S TREASURY NOTES		09/11/2006	JS BANK		1,201,031	1,200,000	1,939
912828-FT-2	U S TREASURY NOTES		11/10/2006	VARIOUS		5,381,147	5,400,000	14,539
912828-FU-9	U S TREASURY NOTES		10/25/2006	HSBC SECURITIES, INC		986,914	1,000,000	3,214
912828-FV-7	U S TREASURY NOTES		12/06/2006	VARIOUS		6,142,537	6,135,000	9,882
912828-FX-3	U S TREASURY NT 4.625% 11/15/		12/07/2006	VARIOUS		6,315,574	6,300,000	15,446
912828-FW-5	UNITED STATES TREAS NTS		12/26/2006	VARIOUS		4,636,350	4,625,000	18,418
912828-FZ-8	UNITED STATES TREAS NTS		12/29/2006	VARIOUS		10,286,653	10,300,000	26,330
912820-CA-3	US TREASURY TIGER STRIP		08/09/2006	WELLS FARGO BANK		26,885,131	28,568,000	0
0399999 - Total	Bonds - U.S. Government					792,208,443	794,252,067	3,030,476
207784-A0-2	CONNECTICUT STUDENT LN FNDTN S TAX		12/11/2006	JBS SECURITIES		2,500,000	2,500,000	0
31282R-YG-3	FHLMC GLD #M8-0711 5.000% 11/01/08		09/26/2006	JS BANK		79,469	79,919	300
31282R-2Y-9	FHLMC GLD #M8-0791 4.000% 12/01/09		09/06/2006	JS BANK		1,778,985	1,812,401	2,266
31282R-5Q-3	FHLMC GLD #M8-0855 4.000% 10/01/10		02/14/2006	WACHOVIA BANK		1,139,876	1,177,406	2,093
31282R-6B-5	FHLMC GLD #M8-0866 4.500% 11/01/10		09/25/2006	JS BANK		67,039	67,482	253
31282S-BD-3	FHLMC GLD #M8-0936 5.000% 9/01/11		09/21/2006	JS BANK		100,888	102,165	355
31282S-B9-2	FHLMC GLD #M8-0964 4.000% 2/01/12		09/21/2006	JS BANK		73,189	76,688	213
31282U-ZY-6	FHLMC GLD #M9-0759 5.000% 10/01/07		09/25/2006	JS BANK		44,733	45,001	169
31282U-6M-4	FHLMC GLD #M9-0876 4.000% 11/01/08		09/19/2006	JS BANK		59,004	60,421	141
31282V-B3-8	FHLMC GLD #M9-0958 4.000% 12/01/09		09/27/2006	JS BANK		71,337	73,543	229
3128JM-WC-7	FHLMC PC 1YR LIBOR VR		02/16/2006	FIRST TENNESSEE		1,789,875	1,800,000	5,285
3128S4-AT-4	FHLMC PC ARM GIANT II		03/10/2006	SBCI SWISS BANK CORP		5,904,049	5,958,044	17,968
3128NC-SB-1	FHLMC PC II HYBRD ARM		03/10/2006	WACHOVIA BANK		5,935,144	5,996,042	17,929
3128NC-TD-6	FHLMC PC II HYBRD ARM		03/10/2006	SBCI SWISS BANK CORP		5,893,613	5,972,232	17,402
3128QG-A0-5	FHLMC PC II HYBRD ARM		02/08/2006	FIRST BOSTON		3,453,233	3,473,313	10,542
3133TL-NB-0	FHLMC REMIC SERIES 2170 PG		09/21/2006	JS BANK		2,894,725	2,855,902	11,900
31339W-VW-3	FHLMC REMIC SERIES 2437		12/06/2006	BEAR, STEARNS SECURITIES		1,678,802	1,664,240	6,995
31393F-DM-5	FHLMC REMIC SERIES 2519 NG		10/27/2006	JS BANK		2,217,157	2,218,370	10,168
31393F-GK-6	FHLMC REMIC SERIES 2526-FA		07/06/2006	GOLDMAN SACHS		1,030,219	1,027,010	4,190
31393J-3V-8	FHLMC REMIC SERIES 2554 FW		09/20/2006	JS BANK		5,629,829	5,596,599	24,471
31393W-N7-0	FHLMC REMIC SERIES 2644		12/06/2006	MERRILL LYNCH, PIERCE, FENN		4,989,937	4,955,866	20,294

E11.1

AMENDED-2- ANNUAL STATEMENT FOR THE YEAR 2006 OF THE CITIZENS PROPERTY INSURANCE CORPORATION

SCHEDULE D - PART 3

Showing All Long-Term Bonds and Stocks ACQUIRED During Current Year

1	2	3	4	5	6	7	8	9
CUSIP Identification	Description	Foreign	Date Acquired	Name of Vendor	Number of Shares of Stock	Actual Cost	Par Value	Paid for Accrued Interest and Dividends
31394L-FA-5	FHLMC REMIC SERIES 2691 OR		08/08/2006	US BANK		1,937,188	2,000,000	2,500
31394L-N8-1	FHLMC REMIC SERIES 2701 FH		07/11/2006	FIRST TENNESSEE		16,157,115	16,026,896	72,542
31394P-6R-9	FHLMC REMIC SERIES 2728 PW		10/05/2006	AG EDWARDS		1,937,351	1,948,922	2,165
31394N-PK-8	FHLMC REMIC SERIES 2732 FE		07/10/2006	FIRST TENNESSEE		12,705,571	12,648,258	54,586
31394N-KC-1	FHLMC REMIC SERIES 2742 LC		07/21/2006	LEHMAN SPECIAL SECURITIES		1,163,630	1,179,293	3,538
31394P-VD-2	FHLMC REMIC SERIES 2743 ML		10/05/2006	AG EDWARDS		1,987,682	2,003,254	2,226
31394R-BT-5	FHLMC REMIC SERIES 2750 DB		02/27/2006	WACHOVIA BANK		2,231,383	2,259,986	7,627
31394R-GM-5	FHLMC REMIC SERIES 2750 WD		08/21/2006	DAIN RAUSCHER		1,824,867	1,852,363	5,326
31394T-UJ-7	FHLMC REMIC SERIES 2764 NF		10/03/2006	BEAR, STEARNS SECURITIES		1,899,800	1,888,000	1,529
31394W-U6-3	FHLMC REMIC SERIES 2778 UF		07/12/2006	LEHMAN		529,712	529,546	2,346
31395G-RK-0	FHLMC REMIC SERIES 2872 JB		10/27/2006	US BANK		5,111,879	5,211,383	11,833
31395J-YX-8	FHLMC REMIC SERIES 2891 LA		09/27/2006	US BANK		724,023	726,862	2,827
31395H-V3-1	FHLMC REMIC SERIES 2895 F		07/13/2006	CHEMICAL BANK		839,849	840,374	400
31395M-PA-1	FHLMC REMIC SERIES 2930 PA		08/25/2006	DAIN RAUSCHER		1,184,867	1,193,257	4,806
31395P-JP-8	FHLMC REMIC SERIES 2945 FA		07/14/2006	FIRST BOSTON		21,335,116	21,341,785	9,221
31395P-NH-1	FHLMC REMIC SERIES 2948 EA		07/10/2006	DAIN RAUSCHER		3,470,090	3,522,375	5,871
31395R-GF-9	FHLMC REMIC SERIES 2966		12/08/2006	VARIOUS		1,358,145	1,362,189	2,270
31395X-MF-9	FHLMC REMIC SERIES 3015		12/22/2006	STIEGL, NICOLAUS & CO., INC.		1,069,131	1,073,324	3,876
31396E-JN-7	FHLMC REMIC SERIES 3063 YB		10/11/2006	HSBC SECURITIES, INC		640,475	640,000	1,467
31396E-G7-5	FHLMC REMIC SERIES 3079 GB		02/13/2006	WACHOVIA BANK		1,492,500	1,500,000	3,125
31396H-E3-9	FHLMC REMIC SERIES 3113 QA		07/14/2006	VARIOUS		3,123,474	3,152,364	10,103
31396N-6W-1	FHLMC REMIC SERIES 3138 PA		05/03/2006	FIRST TENNESSEE		1,189,019	1,191,300	1,274
31396U-WM-8	FHLMC REMIC SERIES 3184 FA		09/19/2006	VARIOUS		17,188,083	17,191,200	16,800
31396U-DU-1	FHLMC REMIC SERIES 3192 HF		07/14/2006	WACHOVIA BANK		10,000,000	10,000,000	19,681
31397A-ND-1	FHLMC REMIC SERIES 3201 FM		08/11/2006	US BANK		10,000,285	10,000,285	23,251
31397C-FM-6	FHLMC REMIC SERIES 3240		11/08/2006	BANC/AMERICA SECUR LLC MT		10,000,000	10,000,000	23,417
31396U-ZQ-6	FHLMC REMIC SERIES K001		08/07/2006	FIRST BOSTON		855,000	855,000	1,824
31396U-3A-6	FHLMC REMIC SERIES R008-FK		11/20/2006	VARIOUS		11,436,556	11,406,203	22,452
31395H-HV-5	FHLMC REMIC SERIES T-062-1A1		07/05/2006	US BANK		932,920	929,435	1,274
340640-AE-1	FLORIDA EDL LN MARKETNG CORP EDL		07/07/2006	DAIN RAUSCHER		4,290,031	4,280,000	30,759
313920-UK-4	FNMA GRANTOR TRUST 2001-T8 A-1		07/05/2006	WACHOVIA BANK		743,881	723,972	1,357
31392D-7G-1	FNMA GRANTOR TRUST 2002-T12 A3		07/05/2006	WACHOVIA BANK		2,240,248	2,174,998	4,078
31371K-HM-6	FNMA PL 254136		09/21/2006	US BANK		141,579	141,801	542
31371K-PJ-4	FNMA PL 254325		09/26/2006	US BANK		314,679	316,758	1,232
31371K-2K-6	FNMA PL 254678		09/25/2006	US BANK		276,395	281,139	949
31371L-BE-8	FNMA PL 254837A		05/02/2006	WACHOVIA BANK		380,063	390,309	1,073
31371L-BN-8	FNMA PL 254845		09/26/2006	US BANK		409,513	423,132	1,316
31371L-B8-1	FNMA PL 254863		09/21/2006	US BANK		210,186	218,092	606
31371L-HQ-5	FNMA PL 255039A		10/16/2006	VARIOUS		1,765,486	1,834,042	3,449
31371L-ZH-5	FNMA PL 255544		09/22/2006	US BANK		67,605	70,457	204
31381J-MJ-8	FNMA PL 462161		07/18/2006	WACHOVIA BANK		372,638	384,488	990
31384V-L3-4	FNMA PL 535046A		01/30/2006	WACHOVIA BANK		227,495	215,125	1,434
31390R-TY-9	FNMA PL 654067A		03/10/2006	WACHOVIA BANK		4,565,017	4,576,637	13,923
31406G-CW-8	FNMA PL 823685A		02/08/2006	WACHOVIA BANK		4,654,387	4,701,030	13,338
31408G-4M-6	FNMA PL 851428A		02/09/2006	FIRST BOSTON		5,878,249	5,861,762	18,318
31408H-HS-7	FNMA PL 851741A		02/08/2006	MONTGOMERY SECURITIES		3,106,980	3,097,784	9,615
31409C-DX-0	FNMA PL 866918		02/08/2006	WACHOVIA BANK		6,771,335	6,749,715	21,092
31409D-W4-1	FNMA PL 868367A		06/09/2006	MERRILL LYNCH		262,326	258,072	960
31410A-EE-2	FNMA PL 883133		10/04/2006	CREDIT SUISSE SECURITIES		182,847	179,999	480
31359W-6A-4	FNMA REMIC TRUST 1999-49-FB		08/03/2006	FIRST TENNESSEE		1,533,933	1,522,750	3,236
31359S-MR-8	FNMA REMIC TRUST 2001-5 OW		03/17/2006	WACHOVIA BANK		3,448,095	3,403,819	11,913
31359S-AS-9	FNMA REMIC TRUST 2001-8 FT		07/05/2006	WACHOVIA BANK		3,960,975	3,941,269	10,842
31392D-RY-0	FNMA REMIC TRUST 2002-44-FG		08/03/2006	FIRST TENNESSEE		1,278,485	1,268,771	2,696
31392D-2F-8	FNMA REMIC TRUST 2002-57 JD		10/27/2006	VARIOUS		3,411,037	3,408,721	16,905
31392F-UT-2	FNMA REMIC TRUST 2002-86 HK		06/09/2006	CHEMICAL BANK		593,924	599,379	1,082
31392H-TR-4	FNMA REMIC TRUST 2003-1 PT		08/29/2006	FIRST TENNESSEE		2,633,587	2,640,084	12,100
31393U-VR-1	FNMA REMIC TRUST 2003-130		12/11/2006	US BANK		5,036,132	5,011,855	14,919
31392J-ZH-5	FNMA REMIC TRUST 2003-17 OR		08/25/2006	US BANK		1,480,313	1,500,000	5,438
31392J-J2-6	FNMA REMIC TRUST 2003-17-FN		09/06/2006	US BANK		3,856,614	3,835,042	7,789
31393B-VB-8	FNMA REMIC TRUST 2003-42 HF		07/05/2006	WALL STREET PRICING		11,290,347	11,222,835	26,759
31393D-ZY-0	FNMA REMIC TRUST 2003-73		12/08/2006	UBS SECURITIES LLC		5,041,027	5,003,501	13,633
31393T-FD-3	FNMA REMIC TRUST 2003-89 XF		09/13/2006	VARIOUS		11,689,217	11,603,871	31,405

E11.2

AMENDED-2- ANNUAL STATEMENT FOR THE YEAR 2006 OF THE CITIZENS PROPERTY INSURANCE CORPORATION

SCHEDULE D - PART 3

Showing All Long-Term Bonds and Stocks ACQUIRED During Current Year

1	2	3	4	5	6	7	8	9
CUSIP Identification	Description	Foreign	Date Acquired	Name of Vendor	Number of Shares of Stock	Actual Cost	Par Value	Paid for Accrued Interest and Dividends
31393A-V6-1	FNMA REMIC TRUST 2003-T4 2A5		02/14/2006	WACHOVIA BANK		799,068	805,582	2,196
31393B-X7-5	FNMA REMIC TRUST 2003-W6-F		11/01/2006	WALL STREET PRICING		11,212,746	11,160,762	26,283
31393X-N3-7	FNMA REMIC TRUST 2004-27 FM		07/05/2006	SBCI SWISS BANK CORP.		9,818,641	9,778,914	16,860
31393Y-3N-3	FNMA REMIC TRUST 2004-51-FO		11/15/2006	MERRILL LYNCH, PIERCE, FENN.		11,681,179	11,619,451	46,559
31393X-GS-0	FNMA REMIC TRUST 2004-W2-3A		09/13/2006	VARIOUS		11,786,449	11,618,138	22,237
31394F-PG-4	FNMA REMIC TRUST 2005-T4		12/12/2006	PERSHING LLC		741,416	741,648	1,895
31395B-W2-5	FNMA REMIC TRUST 2006-20-PF		07/19/2006	FIRST BOSTON		11,194,440	11,185,701	50,843
31395B-7A-5	FNMA REMIC TRUST 2006-38 PA		10/06/2006	US BANK		1,251,928	1,260,000	1,925
31395N-XJ-1	FNMA REMIC TRUST 2006-56 FD		07/25/2006	BEAR STEARNS		4,917,217	4,918,754	2,310
31396K-JC-7	FNMA REMIC TRUST 2006-72 HF		07/14/2006	WACHOVIA BANK		5,000,000	5,000,000	2,357
31396K-YA-4	FNMA REMIC TRUST 2006-79-DF		08/02/2006	FIRST BOSTON		12,015,000	12,000,000	22,836
31396K-H4-7	FNMA REMIC TRUST 2006-86 FL		08/01/2006	US BANK		25,000,000	25,000,000	19,078
31396K-H5-4	FNMA REMIC TRUST 2006-86 FM		08/01/2006	US BANK		25,000,000	25,000,000	19,078
3136F6-L5-6	FNMA UNIV DEBT FACILITY 2005-6 A		02/02/2006	WACHOVIA BANK		832,494	844,502	1,301
3837H2-DV-8	GNMA REMIC TR 1999-18		07/10/2006	FIRST TENNESSEE		2,477,089	2,467,834	10,195
38373R-N8-8	GNMA REMIC TRUST 2001-54		12/08/2006	BEAR, STEARNS SECURITIES		1,810,467	1,805,952	7,408
38373M-EN-6	GNMA REMIC TRUST 2002-53 B		06/05/2006	WACHOVIA BANK		1,028,355	1,028,676	0
38373S-AC-1	GNMA REMIC TRUST 2003-14		12/06/2006	PERSHING		8,990,107	8,959,310	29,633
38374C-6F-3	GNMA REMIC TRUST 2003-85 BF		07/19/2006	MERRILL LYNCH		2,207,115	2,199,212	1,387
38374G-XB-3	GNMA REMIC TRUST 2004-39 LX		05/26/2006	PIW CMO ACCOUNT		1,158,038	1,171,955	4,012
452281-HY-7	ILLINOIS STD SR-1X-1 VAR 3/01/		10/05/2006	VARIOUS		5,000,000	5,000,000	0
452281-HK-7	ILLINOIS STUDENT ASSISTANCE CO REV		10/05/2006	UBS FINANCIAL SERVICES IN		5,000,000	5,000,000	0
83149E-AB-3	SLM STUDENT LOAN TR 2006-5 A-2		07/14/2006	WACHOVIA BANK		8,349,021	8,350,000	32,740
3199999 - Total	Bonds - Special Revenue					451,042,211	450,744,097	1,078,881
69351U-AB-9	PPL ELEC UTILS CORP		09/13/2006	US BANK		1,075,812	1,050,000	4,896
3899999 - Total	Bonds - Public Utilities					1,075,812	1,050,000	4,896
33715W-CX-2	1ST TENN BK MEMPHIS MTN BE		08/03/2006	GOLDMAN SACHS		6,999,363	7,000,000	82,412
88579E-AB-1	3M COMPANY 5.125% 11/06/		11/03/2006	GOLDMAN, SACHS & CO		999,560	1,000,000	0
001957-BC-2	A T & T CORP NOTES		10/20/2006	US BANK		540,145	500,000	16,222
00389K-AA-4	ACACIA CDO LTD 10A-A1		07/19/2006	WACHOVIA BANK		5,000,000	5,000,000	0
004375-EU-1	ACCREDITED MTG LN TR 2006-1-A-1		12/01/2006	STEPHENS, INC		327,134	327,339	440
004421-RB-1	ACE SECS HEQ 2005-HE5-A-2A		11/21/2006	US BANK		742,182	742,298	0
004410-AB-5	ACE SECS HEQ 2006-CW1 A-2A		07/14/2006	ALEX BROWN		5,000,000	5,000,000	0
00761H-BM-2	ADVNTA BUS CD 05-A3-A3		10/13/2006	CREDIT SUISSE SECURITIES		98,992	100,000	366
00110A-AA-2	AEP TEXAS CTR FDG 2006-2-A-1		11/01/2006	VARIOUS		3,099,835	3,100,000	3,458
00817Y-AD-0	AETNA INC NOTES		06/06/2006	SOLOMAN BROTHERS		204,777	205,000	0
01446E-AG-4	ALEUTIAN INVTS LLC MTN BE 144A		11/09/2006	VARIOUS		7,000,000	7,000,000	0
02003M-AQ-7	ALLSTATE LIFE 5.42875% 3/23/		11/21/2006	UBS SECURITIES LLC		3,001,374	3,000,000	28,501
02666Q-WN-9	AMER HONDA FIN 5.42229% 5/12/		11/16/2006	US BANK		2,001,994	2,000,000	2,425
02666Q-XW-8	AMER HONDA FIN CORP MTN BE144A		07/28/2006	WACHOVIA BANK		5,001,460	5,000,000	40,069
0258M0-CH-0	AMERICAN EXPRESS CR 5.380% 4/06/		10/23/2006	US BANK		3,251,492	3,250,000	9,714
0258M0-BX-6	AMERICAN EXPRESS CR CORP MTNBE		08/01/2006	SOLOMAN BROTHERS		4,007,760	4,000,000	1,238
025818-EM-3	AMERICAN EXPRESS CREDIT		06/28/2006	CHEMICAL BANK		571,266	600,000	2,200
025822-AA-5	AMERICAN EXPRESS CREDIT 2006-3-A		08/09/2006	US BANK		4,300,000	4,300,000	0
02582J-DB-3	AMERICAN EXPRESS MASTER 2004-5-A		07/06/2006	GREENWICH CAPITAL		11,534,141	11,500,000	37,168
02635P-TE-3	AMERICAN GEN FIN MEDTM SRNT BE		08/14/2006	SOLOMAN BROTHERS		2,500,000	2,500,000	0
02660T-BS-1	AMERICAN HOME MTG 2004-3-VI-A3		08/31/2006	CREDIT SUISSE SECURITIES		2,470,273	2,494,831	1,552
03061N-GQ-6	AMERICREDIT AUTO REC 2003-C-F A-4		09/01/2006	US BANK		3,711,566	3,746,396	9,054
03061N-HN-2	AMERICREDIT AUTO REC 2004-C-A A-3		07/11/2006	LEHMAN		3,315,477	3,348,834	1,395
03061N-JH-3	AMERICREDIT AUTO REC 2005-B-M A-3		08/03/2006	GOLDMAN SACHS		4,944,727	5,000,000	1,125
03061N-JQ-3	AMERICREDIT AUTO REC 2005-D-A A-2		08/22/2006	VARIOUS		7,144,065	7,165,029	8,214
030610-AA-7	AMERICREDIT AUTO REC 2006-A-F A-1		07/11/2006	WACHOVIA BANK		1,525,000	1,525,000	0
030610-AB-5	AMERICREDIT AUTO REC 2006-A-F A-2		07/11/2006	VARIOUS		7,999,731	8,000,000	0
03062X-AC-0	AMERICREDIT AUTO REC 2006-B-G A-3		10/20/2006	US BANK		2,997,305	3,000,000	7,815
03072S-WP-6	AMERIREQUEST MTG SECS 2004-R11		12/01/2006	STEPHENS, INC		398,703	398,252	567
03072S-TY-1	AMERIREQUEST MTG SECS 2004-R8-A-5		07/06/2006	WACHOVIA BANK		1,121,777	1,120,726	2,658
03072S-A9-6	AMERIREQUEST MTG SECS 2005-R3		12/01/2006	STEPHENS, INC		2,222,502	2,220,767	3,065
0258M0-CN-7	AMERN EXPRESS CORP-C		07/13/2006	VARIOUS		25,405,688	25,400,000	90,453
0258M0-CG-2	AMERN EXPRESS CRDT 4.88563% 3/02/		08/07/2006	VARIOUS		7,387,500	7,385,000	7,895
0258M0-BW-8	AMERN EXPRESS CRED 5.48375% 10/04/		07/05/2006	WACHOVIA BANK		5,508,415	5,500,000	838
0258M0-CL-1	AMERN EXPRESS CREDIT-B VAR 5/19/		11/07/2006	VARIOUS		3,150,248	3,150,000	10,164

E11.3

AMENDED-2- ANNUAL STATEMENT FOR THE YEAR 2006 OF THE CITIZENS PROPERTY INSURANCE CORPORATION

SCHEDULE D - PART 3

Showing All Long-Term Bonds and Stocks ACQUIRED During Current Year

1	2	3	4	5	6	7	8	9
CUSIP Identification	Description	Foreign	Date Acquired	Name of Vendor	Number of Shares of Stock	Actual Cost	Par Value	Paid for Accrued Interest and Dividends
.02635P-TA-1	AMERN GENL FIN CORP-1 VAR 6/27/		07/06/2006	GREENWICH CAPITAL		5,510,868	5,500,000	8,571
.031905-AA-0	AMOCO CORP DEB		01/30/2006	WACHOVIA BANK		255,908	250,000	8,125
.00182E-AC-3	ANZ NATL INTL LTD MTN BE 144A		09/14/2006	US BANK		5,361,329	5,450,000	79,418
.00182E-AF-6	ANZ NATL INTL LTD MTN BE 144A		08/01/2006	CHEMICAL BANK		7,000,000	7,000,000	0
.040104-RV-5	ARGENT SECS INC 2006-W2 A-2B		07/07/2006	WACHOVIA BANK		4,389,814	4,385,000	8,022
.040104-SP-7	ARGENT SECS INC 2006-W3		12/12/2006	PERSHING LLC		413,768	413,962	1,054
.041239-AE-4	ARKLE MASTER		10/26/2006	CITIGROUP		2,900,000	2,900,000	0
.05948K-ZL-6	BA ALTERNATIVE LN TR 2005-4 CB11		06/22/2006	WACHOVIA BANK		1,219,011	1,233,709	4,901
.05522R-AA-6	BA CREDIT CARD TR 2006-6A-A		08/14/2006	CHEMICAL BANK		5,001,563	5,000,000	18,778
.05949A-JB-7	BA MTG SECS INC 2004-F 2-A-7		10/05/2006	FTN FINANCIAL SECURITIES		3,221,618	3,297,881	3,802
.059484-AA-3	BANC AMER AUTO TR 2006-G1		11/03/2006	VARIOUS		6,000,000	6,000,000	0
.05950E-AA-6	BANC AMER CMBS 2006-2-A-1		11/16/2006	US BANK		633,759	627,775	1,957
.059500-BA-8	BANC AMER LARGE LN 2006-B1X1-F 144		10/18/2006	BANC/AMERICA SECUR.LLC.MO		2,000,000	2,000,000	0
.05965X-AB-5	BANCO SANTANDER 144A VAR 12/09/		07/06/2006	SBCI SWISS BANK CORP		10,059,300	10,000,000	50,067
.06050T-JR-4	BANK AMER CHRLT NC MTN		07/20/2006	MONTGOMERY SECURITIES		3,500,000	3,500,000	0
.060505-BC-7	BANK OF AMERICA CORP		10/03/2006	BANC/AMERICA SECUR.LLC.MO		677,432	700,000	3,223
.060505-BT-0	BANK OF AMERICA CORPORATION		07/19/2006	MONTGOMERY SECURITIES		1,507,563	1,505,000	17,115
.060505-CM-4	BANK OF AMERICA CORPORATION		09/12/2006	US BANK		3,500,749	3,500,000	17,117
.064220-AA-7	BANK ONE CORP MED TM SUBNTS BE		09/14/2006	US BANK		4,270,224	4,200,000	22,400
.066050-CV-5	BANKAMERICA CORP		11/06/2006	BANC/AMERICA SECUR.LLC.MO		1,268,775	1,250,000	17,135
.06605V-AA-5	BANKBOSTON CAP TR III		12/01/2006	BANC/AMERICA SECUR.LLC.MO		994,140	1,000,000	13,986
.06983N-AA-5	BASIC ABS TR 2006-1-A1		07/21/2006	FIRST BOSTON		628,214	628,263	95
.073879-5M-6	BEAR STEARNS ABS 2005-HE12 1-A-2		07/07/2006	BEAR STEARNS		4,510,195	4,500,000	9,752
.07388A-AA-2	BEAR STEARNS ABS TR 2006-HE4 1-A-1		07/11/2006	ALEX BROWN		1,944,408	1,944,257	5,232
.07388E-AJ-5	BEAR STEARNS ABS TR 2006-SD2 A-2		07/11/2006	ALEX BROWN		4,750,635	4,749,522	13,115
.07386H-Q5-3	BEAR STEARNS ALT-A 2006-3-1114A1		06/13/2006	BEAR STEARNS		207,534	206,904	1,038
.073871-BD-6	BEAR STEARNS ALT-A 2006-4-11-3A5		07/26/2006	BEAR STEARNS		197,288	196,972	1,026
.073873-AA-9	BEAR STEARNS ALT-A 2006-5-1-A-1		07/18/2006	WACHOVIA BANK		5,000,000	5,000,000	0
.073879-NU-8	BEAR STEARNS ASSET 2004-HE11-1-A-2		07/27/2006	CHEMICAL BANK		1,815,024	1,813,607	1,718
.073879-KL-1	BEAR STEARNS ASSET BK 2004-HE9-1111		08/23/2006	BEAR STEARNS		3,076,293	3,073,651	1,466
.073877-AU-6	BEAR STEARNS ASSET BK 2005-1-A		11/27/2006	DEUTSCHE BANK SECURITIES		1,953,538	1,952,013	922
.073879-Z6-8	BEAR STEARNS ASSET BK 2005-AC8 A5		01/23/2006	BEAR STEARNS		396,606	398,850	1,523
.073879-UM-8	BEAR STEARNS ASSET BK 2005-AQ1-11		08/03/2006	BEAR STEARNS		1,289,685	1,288,477	2,829
.073879-Q8-4	BEAR STEARNS ASSET BK 2005-HE9-1-A		08/16/2006	LEHMAN SPECIAL SECURITIES		3,254,570	3,250,000	13,711
.07383F-J2-5	BEAR STEARNS CMBS 2004-BBA3-B 144		07/13/2006	GOLDMAN SACHS		1,475,000	1,475,000	466
.073902-KG-2	BEAR STEARNS CO INC VAR 1/31/		07/10/2006	VARIOUS		10,007,650	10,000,000	109,344
.073928-S4-6	BEAR STEARNS CO INC 5.765% 11/21/		12/12/2006	VARIOUS		4,001,520	4,000,000	3,843
.073928-G5-6	BEAR STEARNS CO-SE VAR 9/09/		07/06/2006	WACHOVIA BANK		5,026,115	5,000,000	21,593
.07383F-JB-5	BEAR STEARNS COML MTG 2002-TP6		12/12/2006	US BANK		2,110,784	2,072,730	4,772
.07400W-AA-8	BEAR STRNS MTG FDG 2006-SL1-A		07/20/2006	WACHOVIA BANK		4,000,000	4,000,000	0
.07401G-AB-0	BEAR STRNS MTG FDG 2006-SL4-M-1		11/03/2006	BEAR, STEARNS SECURITIES		2,000,000	2,000,000	0
.079860-AM-4	BELLSOUTH CORP		08/02/2006	CHEMICAL BANK		2,500,000	2,500,000	0
.084664-AR-2	BERKSHIRE HATWY 144A		02/14/2006	MONTGOMERY SECURITIES		1,144,331	1,185,000	4,345
.084664-AP-6	BERKSHIRE HTHWY 144A		07/05/2006	VARIOUS		4,675,133	4,670,000	56,652
.08658A-NB-7	BETA FIN INC / BETA FIN CORP		11/28/2006	US BANK		2,898,896	2,900,000	0
.055959-BE-9	BMW VEH OWN TR 2004-A		11/13/2006	MERRILL LYNCH PIERCE FENN		1,974,688	2,000,000	3,320
.055670-AA-1	BMW VEH OWNER TR 2006-A A-1		09/13/2006	US BANK		8,500,000	8,500,000	0
.105130-BJ-9	BRANCH BK & TR CO NC MTN BE		08/22/2006	US BANK		5,000,975	5,000,000	55,694
.14983A-AB-5	C-BASS ABS 2006-SL1		12/13/2006	VARIOUS		1,174,761	1,175,000	674
.14041G-CK-0	CAP ONE AUTO 05-C-A3		08/30/2006	US BANK		496,699	500,000	1,281
.139732-FW-6	CAPITAL AUTO RECV ABN 2006-1		07/28/2006	MONTGOMERY SECURITIES		4,136,654	4,148,159	9,273
.139732-FX-4	CAPITAL AUTO RECV ABN 2006-1		08/17/2006	US BANK		2,780,921	2,780,812	828
.13973A-AA-1	CAPITAL AUTO RECV ABN 2006-2		12/07/2006	US BANK		6,000,000	6,000,000	0
.13973A-AF-0	CAPITAL AUTO RECV ABN 2006-2		12/06/2006	US BANK		719,897	720,000	0
.14041G-CT-1	CAPITAL ONE AUTO 5.310% 5/15/		10/13/2006	VARIOUS		3,995,000	4,000,000	1,770
.14041V-AD-5	CAPITAL ONE AUTO TR 2006-B		07/27/2006	WACHOVIA BANK		3,000,000	3,000,000	7,917
.14041U-AA-3	CAPITAL ONE AUTO TR 2006-C		11/14/2006	US BANK		8,500,000	8,500,000	0
.14041N-BQ-3	CAPITAL ONE MASTER TR 2004-6A		07/06/2006	WACHOVIA BANK		1,380,539	1,380,000	4,528
.14041N-CM-1	CAPITAL ONE MASTER TR 2005-11A		07/06/2006	WACHOVIA BANK		3,002,344	3,000,000	11,351
.14042C-AA-2	CAPITAL ONE PRIME AUTO 2006-2		10/04/2006	VARIOUS		6,000,000	6,000,000	0
.14068X-AC-1	CARMARK LTD 06-7A-B		07/19/2006	WACHOVIA BANK		5,000,000	5,000,000	0
.14453E-AA-0	CARRINGTON MTG LN 2006-RFC1		12/01/2006	JEFFERIES & COMPANY		382,755	383,054	513

E11.4

AMENDED-2- ANNUAL STATEMENT FOR THE YEAR 2006 OF THE CITIZENS PROPERTY INSURANCE CORPORATION

SCHEDULE D - PART 3

Showing All Long-Term Bonds and Stocks ACQUIRED During Current Year

1	2	3	4	5	6	7	8	9
CUSIP Identification	Description	Foreign	Date Acquired	Name of Vendor	Number of Shares of Stock	Actual Cost	Par Value	Paid for Accrued Interest and Dividends
14912L-2V-2	CATERPILLAR FINL VAR 10/28/		07/10/2006	LEHMAN SPECIAL SECURITIES		2,502,925	2,500,000	26,700
149114-BX-7	CATERPILLAR FINL TR 2005-A		12/13/2006	MERRILL LYNCH PIERCE FENN		895,067	901,725	1,758
149116-AB-1	CATERPILLAR FINL TR 2006-A		12/20/2006	MERRILL LYNCH PIERCE FENN		750,003	750,000	2,911
161444-AA-2	CHASE AUTO OWNER TR 2006-B		09/07/2006	US BANK		1,314,913	1,315,000	0
161444-AB-0	CHASE AUTO OWNER TR 2006-B		09/07/2006	US BANK		1,999,810	2,000,000	0
161480-AA-6	CHASE CAP II		07/18/2006	MONTGOMERY SECURITIES		2,871,780	3,000,000	37,658
16151R-BP-7	CHASE CC MASTER TRUST 2002-3		07/06/2006	MONTGOMERY SECURITIES		7,063,438	7,000,000	29,656
161571-BH-6	CHASE ISSUANCE TRUST 2006-4A		09/08/2006	US BANK		5,000,000	5,000,000	9,656
16678R-DT-1	CHEVY CHASE FDG 2005-3		09/15/2006	US BANK		12,370,524	12,366,660	49,162
17275R-AA-0	CISCO SYSTEMS INC VAR 2/20/		10/20/2006	VARIOUS		8,504,461	8,495,000	65,417
125581-BE-7	CIT GROUP INC		07/24/2006	LEHMAN SPECIAL SECURITIES		2,000,000	2,000,000	0
125581-AV-0	CIT GROUP INC 5.69761% 1/30/		10/23/2006	MORGAN STANLEY & CO., INC		3,005,172	3,000,000	40,854
12560P-EP-2	CIT GROUP INC NOTES VAR 12/21/		07/06/2006	GREENWICH CAPITAL		2,866,616	2,850,000	9,222
125577-AT-3	CIT GROUP INC NOTES 5.42% 11/03/		07/05/2006	BEAR STEARNS		5,016,350	5,000,000	48,178
17305E-DH-5	CITIBANK CCIT 2006-A5		10/13/2006	VARIOUS		2,105,305	2,100,000	36,879
17305E-CS-2	CITIBANK CCMT 2005-A6		07/06/2006	CHEMICAL BANK		3,003,164	3,000,000	0
17305E-CA-1	CITIBK CRDT 04-A1-A1		06/07/2006	LEHMAN SPECIAL SECURITIES		982,813	1,000,000	10,058
17305E-CG-8	CITIBK CRDT 04-A7-A 5.2975% 11/25/		08/22/2006	CHEMICAL BANK		751,025	750,000	9,933
17305E-DD-4	CITIBK CRDT 06-B2-B2 5.15% 3/07/		03/17/2006	MERRILL LYNCH		1,598,864	1,600,000	2,146
17309X-AA-7	CITIGROUP COML MTG		10/19/2006	US BANK		8,750,000	8,750,000	0
172967-DS-7	CITIGROUP INC		12/07/2006	VARIOUS		15,021,120	15,000,000	41,933
172967-CH-2	CITIGROUP INC NOTES		11/06/2006	VARIOUS		3,678,974	3,850,000	47,075
172967-CM-1	CITIGROUP INC NOTES VAR 6/09/		07/05/2006	FIRST BOSTON		3,444,161	3,435,000	13,970
172967-DL-2	CITIGROUP INC NOTES VAR 5/18/		08/23/2006	VARIOUS		5,998,592	6,000,000	37,309
172967-DM-0	CITIGROUP INC NOTES VAR 6/09/		07/06/2006	VARIOUS		17,994,210	18,000,000	88,840
172967-CS-8	CITIGROUP INC NOTES VAR 11/05/		07/06/2006	BEAR STEARNS		5,028,625	5,000,000	47,513
12618P-AC-7	CNH EQUIP TR 2006-B A-3		09/07/2006	US BANK		864,996	865,000	0
12615S-AK-6	CNH WHLSALE 06-1A-B VAR 7/15/		07/12/2006	LASALLE NATL CAP MKT		7,000,000	7,000,000	0
12615S-AJ-9	CNH WHLSL 06-1-A VAR 7/15/		07/13/2006	VARIOUS		16,000,000	16,000,000	0
12615S-AE-0	CNH WHSL MSTR TR 2005-1-A		07/14/2006	WACHOVIA BANK		5,005,469	5,000,000	1,522
12666R-AC-4	COUNTRYWD 06-9-1AF3		06/14/2006	WACHOVIA BANK		299,992	300,000	1,416
12666T-AC-0	COUNTRYWD 06-11-1AF3		06/22/2006	WACHOVIA BANK		389,223	390,000	1,835
125435-AA-5	COUNTRYWIDE 06-R2-AF		08/01/2006	US BANK		7,000,000	7,000,000	22,575
22238H-BD-1	COUNTRYWIDE FINL CORP VAR 3/24/		07/10/2006	VARIOUS		11,277,704	11,270,000	23,974
22238H-AC-4	COUNTRYWIDE FINL CORP MTN BK		08/02/2006	US BANK		5,160,661	5,150,000	69,525
22237L-PM-8	COUNTRYWIDE HOME LNS		09/14/2006	US BANK		4,827,500	5,000,000	2,292
22541L-AN-3	CREDIT SUISSE FB NTS		09/08/2006	WACHOVIA BANK		1,962,795	2,000,000	36,490
225434-AE-9	CREDIT SUISSE USA VAR 3/02/		08/17/2006	MONTGOMERY SECURITIES		12,906,656	12,900,000	104,069
22541L-BR-3	CREDIT SUISSE USA INC		07/20/2006	MCDONALD AND COMPANY		3,004,620	3,000,000	20,748
22822R-AG-5	CROWN CASTLE TOWERS 5.510% 11/15/		11/16/2006	MORGAN STANLEY & CO., INC		3,200,000	3,200,000	0
22822R-AF-7	CROWN CASTLE TOWERS 5.2446% 11/15/		11/16/2006	VARIOUS		2,250,000	2,250,000	0
22541S-MM-7	CSFB COML MTG PTC 2004-FL1-E 144A		08/18/2006	MONTGOMERY SECURITIES		4,847,071	4,838,000	6,112
126671-R2-4	CWABS INC 2003-5-AF-5		12/01/2006	HSBC SECURITIES, INC		679,380	677,158	2,159
126671-3Y-0	CWABS INC 2004-2-3-A-4		07/14/2006	WACHOVIA BANK		1,709,354	1,708,020	6,081
126673-AZ-5	CWABS INC 2004-6-2-A-2		07/26/2006	WACHOVIA BANK		770,736	770,495	733
126673-ET-5	CWABS INC 2004-8-2-A-2		07/11/2006	MONTGOMERY SECURITIES		1,856,726	1,855,567	4,678
126671-2T-2	CWABS INC 2004-BC1-A1		07/26/2006	WACHOVIA BANK		6,531,532	6,528,472	2,037
23242E-AA-7	CWABS INC 2006-13		07/24/2006	WACHOVIA BANK		3,000,000	3,000,000	0
126670-ZK-7	CWABS INC 2006-6		12/12/2006	PERSHING LLC		490,555	490,708	1,249
126670-XP-8	CWABS INC 2006-BC1-2-A-2		07/11/2006	WACHOVIA BANK		4,000,938	4,000,000	9,171
12667B-AA-2	CWABS INC 2006-SPS2-A		08/28/2006	MERRILL LYNCH		6,000,000	6,000,000	0
12667F-2R-5	CWALT INC 2005-1CB-2-A-2		10/20/2006	MERRILL LYNCH PIERCE FENN		340,592	344,903	1,265
12668B-LC-5	CWALT INC 2006-2CB-A3		01/26/2006	WACHOVIA BANK		305,524	305,000	1,398
126685-DW-3	CWHEQ HEQ LN TR 2006-S2-A2		03/29/2006	WACHOVIA BANK		209,998	210,000	952
23242M-AB-7	CWHEQ HEQ LN TR 2006-S3-A2		06/16/2006	WACHOVIA BANK		464,990	465,000	2,201
126683-AC-5	CWHEQ HEQ LN TR 2006-S5		09/15/2006	US BANK		194,996	195,000	843
126683-AA-9	CWHEQ HEQ LN TR 2006-S5 A-1		09/15/2006	US BANK		1,500,000	1,500,000	0
126684-AB-5	CWHEQ HEQ LN TR 2006-S6		09/27/2006	US BANK		229,998	230,000	987
12668V-AC-3	CWHEQ HEQ LN TR 2006-S7		11/17/2006	BONY/COUNTRYWIDE SECURITI		344,996	345,000	1,587
126686-AC-6	CWHEQ HEQ LN TR 2006-S9		12/14/2006	US BANK		159,996	160,000	713
126694-WE-4	CWMBS CHL MTG TR 2006-HYB1-1A1		01/12/2006	WACHOVIA BANK		3,060,000	3,060,000	13,830
12669F-P2-3	CWMBS INC 2004-12		07/25/2006	WACHOVIA BANK		165,326	169,287	581

E11.5

AMENDED-2- ANNUAL STATEMENT FOR THE YEAR 2006 OF THE CITIZENS PROPERTY INSURANCE CORPORATION

SCHEDULE D - PART 3

Showing All Long-Term Bonds and Stocks ACQUIRED During Current Year

1	2	3	4	5	6	7	8	9
CUSIP Identification	Description	Foreign	Date Acquired	Name of Vendor	Number of Shares of Stock	Actual Cost	Par Value	Paid for Accrued Interest and Dividends
12669G-R0-6	CWMB5 INC 2005-1-2-A-1		07/12/2006	FIRST BOSTON		6,428,608	6,419,581	21,017
126694-UL-0	CWMB5 INC 2005-31-2-A-1		09/11/2006	US BANK		1,722,774	1,730,481	3,453
23383V-CS-7	DAIMLERCHRYSLR 04-C-A3		03/10/2006	WACHOVIA BANK		493,223	500,000	290
23383W-AB-4	DAIMLERCHRYSLER AUTO TR 2006-B		09/08/2006	VARIOUS		9,671,299	9,675,000	8,506
233880-AC-7	DAIMLERCHRYSLER AUTO TR 2006-D		11/29/2006	JS BANK		644,815	645,000	0
23384B-AF-0	DAIMLERCHRYSLER MSTR TR 2005-A		07/11/2006	CHEMICAL BANK		5,003,320	5,000,000	19,683
23383V-BZ-2	DAIMLERCHRYSR 03-A-A4		08/22/2006	CHEMICAL BANK		4,915,239	4,962,734	5,955
233046-AA-9	DB MSTR FIN 06-1-A2		08/17/2006	VARIOUS		235,865	235,000	32
233048-AC-1	DBS BK LTD SINGAPORE		08/08/2006	SBCI SWISS BANK CORP		5,032,950	5,000,000	46,508
24422E-PZ-6	DEERE JOHN CAP CORP MTNS BE		08/08/2006	JS BANK		934,660	935,000	3,897
247025-AD-1	DELL COMPUTER CORP		10/20/2006	JS BANK		507,265	500,000	910
251562-AC-8	DEUTSCHE MTG & ASSET REC 98-1 A2		12/21/2006	VARIOUS		1,678,883	1,669,375	5,969
25243E-AH-6	DIAGEO CAP PLC MTN BE		09/07/2006	VARIOUS		5,701,998	5,700,000	4,468
25466K-FD-6	DISCOVER CARD MSTR TR I 2005-1		07/11/2006	CHEMICAL BANK		5,005,469	5,000,000	20,058
254684-AC-7	DISCOVER CARD MSTR TR I 2006-2		07/21/2006	MORGAN STANLEY		5,000,000	5,000,000	0
23322B-AF-5	DLJ COMMERCIAL MTG 98-CF1-A-3		07/24/2006	MONTGOMERY SECURITIES		263,443	260,000	1,258
278058-DA-7	EATON CORP		08/14/2006	MCDONALD AND COMPANY		3,001,044	3,000,000	3,223
302460-AF-0	FBR SEC TRUST 2005-2		07/17/2006	WACHOVIA BANK		3,507,656	3,500,000	13,096
362334-AT-1	FFMLT TRUST 2006-FF3		07/06/2006	BEAR STEARNS		3,386,662	3,386,133	5,590
316773-CG-3	FIFTH THIRD BANCORP		12/13/2006	GOLDMAN, SACHS & CO		3,000,000	3,000,000	0
32028J-AC-3	FIRST FRANKLIN MTG 2006-B-A3		11/21/2006	JS BANK		600,094	600,000	2,685
32113J-BR-5	FIRST NLC TRUST 2005-3		12/01/2006	STEPHENS, INC		725,113	725,000	1,006
337367-AB-2	FIRST UNION-LEHMAN BROS 98-C2-A2		06/27/2006	GOLDMAN SACHS		1,288,424	1,288,209	6,807
34527R-LF-8	FORD CDT AUTO 05-C-A2		05/22/2006	WACHOVIA BANK		1,289,169	1,294,278	3,760
34527R-LQ-4	FORD CREDIT 06-A-A3		08/22/2006	VARIOUS		2,097,584	2,100,000	842
34528A-AE-9	FORD CREDIT AUTO TR 2006-B		08/22/2006	FIRST BOSTON		619,963	620,000	0
34528P-AE-6	FORD CREDIT FLRPLN TR 2004-1		07/10/2006	CARROLL McENTEE (GOVT)		6,995,000	6,995,000	28,502
34528P-AF-3	FORD CREDIT FLRPLN TR 2004-1		11/14/2006	JS BANK		299,625	300,000	90
34528Q-AA-2	FORD CREDIT FLRPLN TR 2006-3		12/06/2006	JS BANK		5,406,328	5,400,000	21,450
3495T0-AA-5	FORTIS BK N Y BRH		09/21/2006	JS BANK		6,000,000	6,000,000	0
302570-AV-8	FPL GROUP CAP INC		10/23/2006	VARIOUS		265,559	265,000	1,594
35242R-BH-6	FRANKLIN AUTO TR 2004-2		08/23/2006	MONTGOMERY SECURITIES		2,854,144	2,874,241	3,612
36159L-AR-7	GE DEALER FLRPLN 2006-2-A		08/11/2006	CHEMICAL BANK		17,505,469	17,500,000	56,661
36159M-AK-0	GE EQUIP SMALL TKCT 2005-2		09/22/2006	JS BANK		341,022	342,091	243
36962G-Y5-7	GENERAL ELEC CAP 5.380% 10/24/		10/23/2006	LEHMAN BROTHERS INC		2,000,000	2,000,000	0
36962G-K9-4	GENERAL ELEC CAP CORP MTN BE		08/23/2006	VARIOUS		6,029,550	6,000,000	55,894
36962G-S7-0	GENERAL ELEC CAP CORP MTN BE		07/05/2006	WACHOVIA BANK		7,007,350	7,000,000	80,495
36962G-T7-9	GENERAL ELEC CAP CORP MTN BE		09/06/2006	JS BANK		7,003,612	7,000,000	68,693
36962G-W7-5	GENERAL ELEC CAP CORP MTN BE		11/14/2006	BEAR, STEARNS SECURITIES		5,000,000	5,000,000	8,782
36962G-Z3-1	GENERAL ELEC CAP CORP MTN BE		12/05/2006	VARIOUS		3,267,952	3,245,000	12,556
36962G-R8-9	GENL ELECT CAP SER-A VAR 7/27/		07/07/2006	BEAR STEARNS		5,008,870	5,000,000	52,067
36962G-U5-1	GENL ELECT CAP SR-A VAR 1/08/		07/05/2006	MONTGOMERY SECURITIES		2,997,750	3,000,000	0
37247X-AA-0	GENWORTH GLOBAL FDG VAR 12/15/		07/06/2006	VARIOUS		8,520,093	8,500,000	27,218
37945S-AD-0	GLOBAL SIGNAL TR III 2006-1-B 144A		02/13/2006	MORGAN STANLEY		75,000	75,000	0
37945S-AE-8	GLOBAL SIGNAL TR III 2006-1-C 144A		02/13/2006	MORGAN STANLEY		115,000	115,000	0
361849-EC-2	GMAC COML MTGE SECS 1998-C2-D		10/27/2006	DEUTSCH BANK		511,211	500,000	0
38012T-AA-0	GMACM HEQ LN TR 2006-HE3		08/25/2006	CHEMICAL BANK		3,100,000	3,100,000	0
38012T-AB-8	GMACM HEQ LN TR 2006-HE3		08/25/2006	CHEMICAL BANK		164,999	165,000	764
36185N-6Q-8	GMACM MTG LN TR 2005-AR2 4A		02/14/2006	WACHOVIA BANK		227,079	232,102	904
38141G-EF-7	GOLDMAN SACHS GROUP INC		01/09/2006	GOLDMAN SACHS		2,494,650	2,500,000	0
38141G-ET-7	GOLDMAN SACHS GROUP INC		11/09/2006	GOLDMAN, SACHS & CO		3,000,000	3,000,000	0
38143U-BD-2	GOLDMAN SACHS GRP VAR 6/28/		07/05/2006	VARIOUS		7,943,625	7,900,000	15,247
38141G-DZ-4	GOLDMAN SACHS GRP INC		07/06/2006	FIRST BOSTON		5,018,205	5,000,000	66,228
38141E-KF-5	GOLDMAN SACHS GRP SR-B VAR 7/22/		08/15/2006	VARIOUS		19,942,995	20,000,000	197,306
38141E-JV-2	GOLDMAN SACHS GRP-B VAR 10/07/		07/05/2006	GOLDMAN SACHS		12,596,875	12,500,000	6,134
38141E-KK-4	GOLDMAN SACHS GRP-B VAR 12/22/		07/05/2006	WACHOVIA BANK		4,328,650	4,325,000	9,296
38141E-KG-3	GOLDMAN SACHS SER-B VAR 7/29/		07/11/2006	WACHOVIA BANK		5,005,070	5,000,000	53,708
39538R-AA-7	GREENPOINT MTA TR 2005-AR1		07/12/2006	FIRST BOSTON		5,849,950	5,845,155	18,966
36298U-AC-2	GS MTG COML 2006-GSFL V111 A2 144		08/01/2006	JS BANK		2,000,000	2,000,000	0
362341-Z2-8	GSAA HEQ TR 2006-1		07/11/2006	WACHOVIA BANK		3,898,287	3,897,069	10,546
362334-NA-8	GSAA HEQ TR 2006-7		07/12/2006	WACHOVIA BANK		9,298,914	9,299,640	29,307
362341-L4-9	GSAMP TRUST 2005-WMC3		07/06/2006	WACHOVIA BANK		5,309,938	5,300,000	9,008

E11.6

AMENDED-2- ANNUAL STATEMENT FOR THE YEAR 2006 OF THE CITIZENS PROPERTY INSURANCE CORPORATION

SCHEDULE D - PART 3

Showing All Long-Term Bonds and Stocks ACQUIRED During Current Year

1	2	3	4	5	6	7	8	9
CUSIP Identification	Description	Foreign	Date Acquired	Name of Vendor	Number of Shares of Stock	Actual Cost	Par Value	Paid for Accrued Interest and Dividends
362341-3A-5	GSAMP TRUST 2006-S1		12/12/2006	PERSHING LLC		273,756	273,927	.700
362334-HK-3	GSAMP TRUST 2006-S2		12/12/2006	PERSHING LLC		405,748	405,939	1.033
36242D-JQ-7	GSMP5 MTG LN TR 2004-4-1AF 144		07/12/2006	GOLDMAN SACHS		1,914,792	1,912,402	6.688
41283A-BY-4	HARLEY-DAVIDSON MTR TR		11/02/2006	US BANK		1,975,938	2,000,000	5.390
41283A-AS-8	HARLEY-DAVIDSON MTR TR 2002-2		07/14/2006	WACHOVIA BANK		1,660,224	1,680,907	.577
41283A-BU-2	HARLEY-DAVIDSON MTR TR 2005-2		07/18/2006	WACHOVIA BANK		2,273,669	2,296,816	1.451
416515-AH-7	HARTFORD FINL SVCS GROUP INC		09/14/2006	US BANK		4,210,028	4,190,000	21.317
41659E-EW-3	HARTFORD LIFE GLBL FDG VAR 3/15/		07/05/2006	LEHMAN		2,999,820	3,000,000	9.501
4041A0-CA-4	HBOS TREAS SRVCS 144A VAR 7/17/		07/11/2006	MONTGOMERY SECURITIES		7,000,000	7,000,000	.0
4041A0-CB-2	HBOS TREAS SVCS 144A VAR 7/17/		07/11/2006	FIRST BOSTON		8,000,000	8,000,000	.0
40411E-AA-6	HBOS TREASURY SRVCS 5.000% 11/21/		11/10/2006	VARIOUS		1,299,324	1,300,000	.0
428236-AJ-2	HEWLETT PACKARD CO VAR 5/22/		07/06/2006	LEHMAN		3,002,031	3,000,000	19.251
432857-AB-6	HILTON HOTELS POOL TR 2000-HLT-A-2		07/07/2006	MORGAN STANLEY		5,038,672	5,000,000	4.789
437076-AN-2	HOME DEPOT INC NOTES		03/21/2006	MERRILL LYNCH		1,599,168	1,600,000	.0
76110V-TN-8	HOME EQUITY LN TR 2006-HSA2-A12		02/15/2006	FIRST BOSTON		464,960	465,000	1.634
456606-KG-6	HOME EQUITY MTG INABS 2006-A		07/06/2006	WACHOVIA BANK		900,000	900,000	2.052
43709P-AD-0	HOME EQUITY MTG TR 2006-5-A-3		10/17/2006	CREDIT SUISSE SECURITIES		3,000,000	3,000,000	.0
43812G-AD-4	HONDA AUTO RECV 2003-3		09/13/2006	US BANK		1,841,418	1,859,505	3.863
43812M-AB-5	HONDA AUTO RECV 2005-5		09/19/2006	US BANK		659,754	661,356	.334
43812Q-AA-8	HONDA AUTO RECV 2006-2		08/15/2006	FIRST BOSTON		5,000,000	5,000,000	.0
43812R-AA-6	HONDA AUTO RECV 2006-3		10/17/2006	US BANK		5,000,000	5,000,000	.0
43812R-AB-4	HONDA AUTO RECV 2006-3		10/17/2006	US BANK		999,948	1,000,000	.0
441812-KH-6	HOUSEHOLD FIN CORP		06/28/2006	DAIN RAUSCHER		976,492	1,030,000	5.193
441812-KJ-2	HOUSEHOLD FIN CORP		07/10/2006	WACHOVIA BANK		10,560,359	10,500,000	84.853
404286-AA-4	HSBC AUTO TRUST 2006-2		07/18/2006	VARIOUS		7,000,000	7,000,000	.0
40431C-AB-4	HSBC AUTO TRUST 2006-3		11/21/2006	SOUTHWEST SECURITIES, INC		1,155,361	1,155,000	4.488
404200-AN-9	HSBC BANK USA NOTES		09/13/2006	US BANK		482,300	500,000	.161
44329C-AA-3	HSBC CC MASTER TR 2006-1		11/13/2006	VARIOUS		1,852,039	1,850,000	1.142
40429J-AR-8	HSBC FIN CORP 5.62743% 6/19/		11/01/2006	US BANK		3,628,625	3,625,000	26.487
40429J-AS-6	HSBC FIN CORP MTNS BOOK ENTRY		08/02/2006	US BANK		5,000,000	5,000,000	.0
40429C-CT-7	HSBC FINANCE CORP VAR 7/19/		07/18/2006	VARIOUS		14,932,917	14,850,000	39.123
40429C-CW-0	HSBC FINANCE CORP NTS VAR 9/14/		07/07/2006	WACHOVIA BANK		5,024,735	5,000,000	17.354
449182-BU-7	HYUNDAI AUTO 06-A-C		03/07/2006	CHEMICAL BANK		599,906	600,000	.0
45254N-FP-7	IMPAC CMB TR 2003-10		07/05/2006	WACHOVIA BANK		729,083	728,969	1.792
45254N-FY-8	IMPAC CMB TR 2003-11		07/05/2006	WACHOVIA BANK		1,887,104	1,886,514	4.184
45254T-RX-4	IMPAC SECD ASSETS TR 2005-1		07/19/2006	DAIN RAUSCHER		5,013,824	5,010,692	22.735
437089-AB-1	INDYMAC H/E 06-1-A2		04/25/2006	GOLDMAN SACHS		494,999	495,000	2.062
459745-FL-4	INTERNATIONAL LEASE FIN CORP		09/14/2006	US BANK		1,724,832	1,800,000	29.400
459745-FK-6	INTL LEASE FIN CORP		09/14/2006	US BANK		1,752,888	1,785,000	.863
45974V-ZZ-4	INTL LEASE FIN CORP VAR		07/10/2006	VARIOUS		17,556,277	17,560,000	110.857
45974V-A5-7	INTL LEASE FIN SER-Q VAR 7/15/		07/10/2006	WACHOVIA BANK		12,500,000	12,500,000	.0
46626Y-AA-0	J P MORGAN CHASE CAP X111		07/28/2006	WACHOVIA BANK		5,019,400	5,000,000	27.765
24422E-PS-2	JOHN DEERE CAPITAL CORP VAR 6/10/		07/12/2006	MONTGOMERY SECURITIES		1,802,308	1,800,000	8.409
478366-AP-2	JOHNSON CONTROLS 5.73031% 1/17/		10/24/2006	US BANK		3,003,534	3,000,000	4.670
46623E-CD-9	JP MORGAN CHASE CO 5.43688% 12/22/		11/09/2006	US BANK		3,003,048	3,000,000	24.013
46625Y-F6-5	JP MORGAN COM MTG 2006-FL1-A1A 144		07/25/2006	VARIOUS		6,157,998	6,156,998	10.544
46629M-AD-7	JP MORGAN COM MTG 2006-LDP8-A-3FL		09/25/2006	US BANK		5,000,000	5,000,000	.0
46626L-BE-9	JP MORGAN MTG ACQ 2005-WMC1		12/12/2006	VARIOUS		4,077,156	4,076,449	14.041
46628M-AC-0	JP MORGAN MTG ACQ 2006-CW1		07/11/2006	CHEMICAL BANK		3,890,993	3,891,297	9.274
46629B-AA-7	JP MORGAN MTG ACQ 2006-CW2		08/03/2006	CHEMICAL BANK		3,500,000	3,500,000	.0
46629N-AC-7	JP MORGAN MTG ACQ 2006-RM1 A-2		09/21/2006	US BANK		1,000,000	1,000,000	.0
466247-YM-9	JP MORGAN MTG TR 2005-AB		11/08/2006	RBC DAIN RAUSCHER INC		1,991,470	2,013,174	3.324
46625H-BH-2	JPM CHASE		12/05/2006	MERRILL LYNCH PIERCE FENN		971,510	1,000,000	8.069
46625H-DC-1	JPMORGAN CHASE & C VAR 1/17/		07/14/2006	VARIOUS		10,022,360	10,000,000	58.203
46625H-BY-5	JPMORGAN CHASE & CO VAR 10/02/		07/05/2006	CHEMICAL BANK		5,523,276	5,500,000	2.612
52521T-AN-7	LB COMMERCIAL MTG 2006-LLFC5-C 144		08/08/2006	LEHMAN SPECIAL SECURITIES		3,000,000	3,000,000	.0
52108H-ZW-7	LB-UBS CMBS 2004-C2		12/14/2006	LEHMAN BROTHERS INC		2,189,332	2,275,000	1.641
52470L-AE-5	LEGG MASON 06-1A-A2 VAR 3/25/		07/13/2006	SOLOMAN BROTHERS		1,000,313	1,000,000	3.454
52520Y-AB-3	LEHMAN BROS E-CAP TR VAR 8/19/		07/05/2006	LEHMAN		2,876,021	2,850,000	24.510
52517P-D6-5	LEHMAN BROS HLDGS VAR 12/23/		07/10/2006	VARIOUS		15,521,544	15,500,000	38.747
52517P-D5-7	LEHMAN BROS HLDGS INC MTN BE		10/23/2006	CITIGROUP GLOBAL MARKETS		344,365	350,000	4.958
52517P-G2-1	LEHMAN BROS HLDGS INC MTN BE		07/21/2006	WACHOVIA BANK		7,004,865	7,000,000	25.036

E11.7

AMENDED-2- ANNUAL STATEMENT FOR THE YEAR 2006 OF THE CITIZENS PROPERTY INSURANCE CORPORATION

SCHEDULE D - PART 3

Showing All Long-Term Bonds and Stocks ACQUIRED During Current Year

1	2	3	4	5	6	7	8	9
CUSIP Identification	Description	Foreign	Date Acquired	Name of Vendor	Number of Shares of Stock	Actual Cost	Par Value	Paid for Accrued Interest and Dividends
52517P-K8-3	LEHMAN BROS HLDGS INC MTN BE		08/14/2006	LEHMAN SPECIAL SECURITIES		2,500,000	2,500,000	.0
52517P-L3-3	LEHMAN BROS HLDGS INC MTN BE		10/27/2006	BNP PARIBAS SEC CORP/BOND		3,001,038	3,000,000	.895
52520M-FJ-7	LEHMAN MTG TR 2006-1 3-A3		08/11/2006	CHEMICAL BANK		168,400	170,000	.390
86359D-MU-8	LEHMAN XS TRUST 2005-2 2-A1A		07/06/2006	GREENWICH CAPITAL		1,937,560	1,937,560	4,418
52522H-AH-5	LEHMAN XS TRUST 2006-8		07/27/2006	LEHMAN SPECIAL SECURITIES		7,981,129	7,987,369	7,328
542515-AA-9	LONG BEACH MTG LN TR 2006-A		07/12/2006	WACHOVIA BANK		9,642,921	9,642,544	30,444
571834-AE-0	MARSHALL & ILSLEY CORP		09/14/2006	US BANK		5,374,985	5,500,000	32,083
57643L-EE-2	MASTR ASSET TR 2004-HE1		08/09/2006	FIRST BOSTON		1,776,861	1,774,504	5,703
576433-XM-3	MASTR ADJ MTG 2005-1-B-1		11/28/2006	LEHMAN BROTHERS INC		1,057,193	1,066,820	4,516
576433-B2-1	MASTR ADJ MTG 2005-6		10/02/2006	FAHNESTOCK & CO		142,497	144,513	.86
57643L-NC-6	MASTR ASSET BKD SECS 2006-NC1		12/12/2006	PERSHING LLC		383,187	383,427	.978
57643L-KJ-4	MASTR ASSET TR 2005-HE2		07/20/2006	WACHOVIA BANK		4,010,313	4,000,000	.0
55263K-AA-9	MBNA CAP B		09/13/2006	US BANK		2,890,227	2,900,000	24,317
55264T-DP-3	MBNA CC MASTER TR 2006-1A		11/01/2006	VARIOUS		1,996,660	2,000,000	6,057
55263E-CG-8	MBNA CORPORATION NTS		02/01/2006	MONTGOMERY SECURITIES		505,575	500,000	5,156
55264T-DN-8	MBNA MASTER CC TR 2005-11A		08/10/2006	US BANK		5,000,906	5,000,000	18,029
55262T-GA-5	MBNA MASTER CC TR II 2001-B		07/05/2006	LEHMAN		5,047,070	5,000,000	18,954
55264T-BB-6	MBNA MASTER CC TR II 2002-9A		07/06/2006	WACHOVIA BANK		1,476,786	1,475,000	17,119
59023U-AA-0	MERRILL LYNCH		10/31/2006	US BANK		8,041,000	8,041,000	.0
59018Y-UX-7	MERRILL LYNCH & CO		12/01/2006	VARIOUS		3,883,184	3,850,000	44,590
59022C-AA-1	MERRILL LYNCH & CO INC		09/06/2006	US BANK		17,000,000	17,000,000	.0
59018Y-XY-2	MERRILL LYNCH CO INC MTN BE		07/27/2006	MERRILL LYNCH		15,001,095	15,000,000	5,527
59018Y-XZ-9	MERRILL LYNCH CO INC MTN BE		07/19/2006	MERRILL LYNCH		1,164,953	1,165,000	.0
59023U-AN-2	MERRILL LYNCH FLOAT		11/12/2006	MERRILL LYNCH PIERCE FENN		4,000,000	4,000,000	.0
59018Y-UZ-2	MERRILL LYNCH SER-C		05/23/2006	GOLDMAN SACHS		1,197,275	1,250,000	15,938
59159U-BY-3	METRIS MASTER TR 2005-2		07/10/2006	MONTGOMERY SECURITIES		5,253,076	5,250,000	16,497
59023Q-AB-7	ML MTG INV 2006-RM4-A-2A		09/19/2006	US BANK		1,500,000	1,500,000	.0
59020U-3V-5	ML MTG INV TR 2006-WMC1		12/01/2006	STEPHENS, INC		305,281	302,353	.412
59020U-RK-3	ML MTG INVESTORS 2005-NC1		07/05/2006	WACHOVIA BANK		1,015,918	1,015,125	2,212
61532Y-AA-2	MONUMENTAL LIFE GLOBAL FDG II		09/19/2006	US BANK		8,000,000	8,000,000	.0
356486-AA-8	MORGAN STAN 01-FRMA-A1 VAR 7/12/		07/01/2006	MORGAN STANLEY		1,192,587	1,186,700	.0
617446-ZH-5	MORGAN STANLEY		10/27/2006	CHASE SECURITIES, INC		3,005,064	3,000,000	4,080
617446-ZE-2	MORGAN STANLEY 4.910% 3/07/		10/23/2006	MORGAN STANLEY & CO., INC		3,251,781	3,250,000	24,064
61747R-AJ-9	MORGAN STANLEY AUTO 2004-HB1		07/12/2006	VARIOUS		6,833,750	7,000,000	18,130
61745S-AA-8	MORGAN STANLEY CAP 2006-XLF-A1 144		07/28/2006	MORGAN STANLEY		2,500,000	2,500,000	.0
61745S-AG-5	MORGAN STANLEY CAP 2006-XLF-D 144A		08/01/2006	US BANK		2,000,000	2,000,000	.0
61746B-AL-0	MORGAN STANLEY NOTES		10/05/2006	VARIOUS		2,032,509	2,100,000	9,752
61746S-BB-4	MORGAN STANLEY NOTES VAR 1/15/		07/05/2006	MONTGOMERY SECURITIES		4,222,600	4,200,000	49,917
617446-YT-0	MORGAN STANLEY NOTES VAR 1/18/		07/07/2006	VARIOUS		10,865,731	10,850,000	129,344
61746S-B0-1	MORGAN STANLEY NTS		07/06/2006	VARIOUS		20,055,940	20,000,000	258,918
61744C-WW-2	MS HEQ LN TR 2006-1-A-2B		07/06/2006	WACHOVIA BANK		3,804,750	3,800,000	6,412
61749T-AA-2	MS MTG LN TR 2006-10SL-A-1		07/14/2006	MORGAN STANLEY		7,500,000	7,500,000	.0
637432-CV-5	NATIONAL RURAL UTILS COOP FIN		09/14/2006	US BANK		3,243,744	3,200,000	10,733
63859U-AV-5	NATNWIIDE BLDG SOC SRMTN BE144A		09/25/2006	US BANK		2,700,000	2,700,000	.0
63909X-AC-1	NAUTILUS RMBS 05-1A-A2 VAR		07/12/2006	SBCI SWISS BANK CORP		4,761,187	4,749,314	4,779
64352V-JG-7	NEW CENTURY HE TR 2004-4-A-4		07/06/2006	WACHOVIA BANK		374,488	374,371	.874
65475C-AC-6	NISSAN AUTO 06-B-A3		04/18/2006	MORGAN STANLEY		1,999,626	2,000,000	.0
65480A-AD-1	NISSAN AUTO LEASE TR 2006-A		11/15/2006	US BANK		669,993	670,000	.0
65474W-AC-3	NISSAN AUTO RECEV GR TR 2004-B		08/07/2006	LEHMAN		4,664,994	4,709,142	10,955
65536P-AC-4	NOMURA ASSET ALT LN 2006-AF1 1A2		05/08/2006	WACHOVIA BANK		259,995	260,000	1,068
65536H-AB-4	NOMURA HEQ LOAN 2005-FM1-1-A-2		08/16/2006	MONTGOMERY SECURITIES		1,299,414	1,297,994	5,544
66987X-DJ-1	NOVASTAR HM EQ LN TR 2003-4-A3		07/06/2006	MORGAN STANLEY		2,272,390	2,271,680	5,502
66988Y-AB-8	NOVASTAR MTG FDG TR 2006-5-A-2A		09/22/2006	US BANK		5,600,000	5,600,000	.0
68383N-DU-4	OPTIUM MTG ACCEP 2006-1		08/17/2006	MERRILL LYNCH		1,696,704	1,696,704	7,225
68402L-AF-1	ORACLE CORP 144A		07/05/2006	VARIOUS		7,509,270	7,500,000	64,533
72345W-AE-2	PINNACLE CAPITAL 5.770% 5/25/		10/26/2006	MORGAN STANLEY & CO., INC		409,992	410,000	.0
69344M-AG-6	PMI GROUP INC		08/10/2006	MONTGOMERY SECURITIES		144,652	145,000	.0
73316P-AA-8	POPULAR ABS 2004-4-AF-1		07/05/2006	WACHOVIA BANK		208,259	208,194	.451
73316P-FA-3	POPULAR ABS 2005-4-AV-1		07/05/2006	WALL STREET PRICING		384,708	384,888	.813
61746W-GN-4	POTOMAC GURNEE MILLS TR 01-A-2 144		07/06/2006	MERRILL LYNCH		5,073,438	5,000,000	.0
74043A-AC-5	PREFERRED TERM XX111 0.000% 12/22/		09/21/2006	US BANK		5,000,000	5,000,000	.0
740587-GR-5	PREMIUM ASSET 144A VAR 10/08/		07/05/2006	WACHOVIA BANK		2,854,244	2,850,000	.0

E11.8

AMENDED-2- ANNUAL STATEMENT FOR THE YEAR 2006 OF THE CITIZENS PROPERTY INSURANCE CORPORATION

SCHEDULE D - PART 3

Showing All Long-Term Bonds and Stocks ACQUIRED During Current Year

1	2	3	4	5	6	7	8	9
CUSIP Identification	Description	Foreign	Date Acquired	Name of Vendor	Number of Shares of Stock	Actual Cost	Par Value	Paid for Accrued Interest and Dividends
74367F-AG-3	PROTECTIVE LIFE SECD VAR		06/28/2006	WACHOVIA BANK		1,001,280	1,000,000	6,575
74490B-AA-5	PROVIDIAN 05-A1A-A 5.25875% 7/16/		07/12/2006	WACHOVIA BANK		5,005,469	5,000,000	20,451
74408A-AT-7	PROVIDIAN GTWY OWNR TR 2004-F		09/05/2006	US BANK		983,438	1,000,000	2,428
74436J-FX-0	PRUDENTIAL SEC KEY CP 2000-K1-A-2		11/14/2006	US BANK		652,599	613,151	2,106
75156U-AB-3	RAMP SERIES TRUST 2006-RZ2 A-2		07/05/2006	WACHOVIA BANK		553,740	554,000	1,183
75156X-AA-9	RAMP SERIES TRUST 2006-RZ4		09/21/2006	US BANK		2,500,000	2,500,000	0
75405K-AA-6	RASC SERIES TRUST 2006-EMX1		12/01/2006	STEPHENS, INC		179,317	179,387	242
76110W-6Y-7	RASC TRUST 2005-KS11-A-1-1		08/16/2006	FIRST BOSTON		370,658	370,716	1,519
74927F-AA-9	RBS CAPITAL TRUST IV VAR 9/29/		07/24/2006	SBCI SWISS BANK CORP		3,009,000	3,000,000	14,172
759676-AF-6	RENAISSANCE HEQ 2006-2-AF-3		06/06/2006	GREENWICH CAPITAL		255,000	255,000	1,150
760719-BB-9	REPUBLIC N Y CORP		09/14/2006	US BANK		5,304,700	5,000,000	133,472
76110W-VD-5	RESIDENTIAL ASSET 2003-KS10-M-11-1		07/05/2006	WACHOVIA BANK		1,001,875	1,000,000	2,299
76110W-OE-9	RESIDENTIAL ASSET SEC 2003-KS1-A-1		07/05/2006	WACHOVIA BANK		111,679	111,688	249
76112B-LW-8	RESIDENTIAL ASSET SEC 2005-RZ1		07/07/2006	WACHOVIA BANK		2,998,744	2,995,000	7,351
76110V-TT-5	RESIDENTIAL FDG 2006-H11-A-1		07/11/2006	GREENWICH CAPITAL		4,078,847	4,078,050	11,077
76110V-QW-1	RESIDENTIAL FDG II 2004-H13		10/05/2006	SOUTHWEST SECURITIES, INC		361,093	365,000	469
749575-AG-1	RFMSI SERIES TRUST 2006-SA3		08/11/2006	MONTGOMERY SECURITIES		215,305	215,000	1,055
74958C-AB-6	RFMSI SERIES TRUST 2006-SA4		10/19/2006	CREDIT SUISSE SECURITIES		201,531	200,000	993
76110V-TD-0	RFMSII SERIES TRUST 2006-HSA1-A2		01/20/2006	BEAR STEARNS		529,928	530,000	1,987
76122V-AA-2	RREF 2006-1A A1		08/01/2006	JS BANK		5,000,000	5,000,000	0
785778-HV-6	SACO I TRUST 2005-WM1-M-1		10/19/2006	MORGAN STANLEY & CO., INC		2,476,561	2,470,000	11,799
79549B-GP-6	SALOMON SMITH BARNEY		03/13/2006	VARIOUS		3,089,470	3,000,000	63,014
80281T-AA-6	SANTANDER ISS 144A VAR 6/20/		07/05/2006	LEHMAN		3,003,570	3,000,000	9,623
802815-AE-0	SANTANDER US DEBT 144A VAR 10/21/		07/10/2006	LEHMAN SPECIAL SECURITIES		1,150,386	1,150,000	13,286
805564-RM-5	SAXON ASSET SEC CO 2005-1-M-1		07/13/2006	LEHMAN		2,006,875	2,000,000	5,783
78387G-AR-4	SBC COMMUNICATIONS VAR 11/14/		07/12/2006	MONTGOMERY SECURITIES		3,006,096	3,000,000	26,900
822582-AA-0	SHELL INTL FINANCE		06/20/2006	LEHMAN		1,198,920	1,200,000	0
826500-SX-1	SIGMA FIN INC MTN		11/13/2006	CREDIT SUISSE SECURITIES		1,498,935	1,500,000	6,195
842434-CF-7	SOUTHERN CALIF GAS CO		07/21/2006	WACHOVIA BANK		5,008,915	5,000,000	41,255
84604A-AD-3	SOVEREIGN DLR 06-1-A VAR 8/15/		08/09/2006	JS BANK		2,500,000	2,500,000	0
84751P-JZ-3	SPECIALTY UNDRWR FIN 2006-BC1-A-2B		07/05/2006	DAIN RAUSCHER		700,000	700,000	1,490
85431A-FL-6	STANFIELD VICTORIA FIN LTD MTN		08/15/2006	CHEMICAL BANK		2,999,835	3,000,000	23,747
86358E-A7-1	STRUCTURED ASSET INV 2006-1-A2		07/05/2006	DAIN RAUSCHER		699,672	700,000	1,484
86359B-V5-7	STRUCTURED ASSET SECS 2005-WF1-A2		07/18/2006	WACHOVIA BANK		1,546,656	1,546,173	5,930
86359D-CY-1	STRUCTURED ASSET SECS 2005-WF2-A1		07/13/2006	LEHMAN		850,162	850,095	2,807
86679E-AA-6	SUN LIFE FINL GLBL FDG III LP		09/12/2006	JS BANK		10,000,000	10,000,000	0
86787X-AA-3	SUNTRUST CAP I 6.04375% 5/15/		11/14/2006	BEAR, STEARNS SECURITIES		1,978,600	2,000,000	672
86837V-AB-5	SUPERIOR WHLSL TR X 2004-A10		12/07/2006	CHASE SECURITIES, INC		847,078	850,000	3,570
87804A-AH-5	TBW MTG BKD TR 2006-3 5-A2		07/27/2006	LEHMAN		1,713,254	1,724,029	1,652
88319Q-G9-8	TEXTRON FINL CORP MTN BE		07/17/2006	SOLOMAN BROTHERS		4,884,450	5,000,000	71,615
88522A-AC-5	THORNBURG MTG TR 2006-4		08/07/2006	LEHMAN SPECIAL SECURITIES		8,750,000	8,750,000	0
89233P-YJ-9	TOYOTA MTR CRD CORP MTN BE		11/15/2006	BANC/AMERICA SECUR.LLC,MO		6,000,666	6,000,000	53,400
89578S-AR-4	TRIAD AUTO REC TR 2005-B		07/18/2006	WACHOVIA BANK		2,460,938	2,500,000	2,675
901704-AA-4	TWIN REEFS VAR 12/31/		11/28/2006	VARIOUS		4,312,131	4,300,000	5,161
91159H-GL-8	U S BANCORP MTNS BK ENT		11/10/2006	BANC/AMERICA SECUR.LLC,MO		3,001,380	3,000,000	7,133
90331H-KW-2	U S BANK N A NOTES		03/01/2006	SBCI SWISS BANK CORP		2,166,186	2,200,000	5,647
913017-BC-2	UNITED TECHNOLOGIES CORP		10/20/2006	US BANK		532,735	500,000	15,833
91324P-AK-8	UNITEDHEALTH GROUP INC		10/20/2006	US BANK		484,330	500,000	4,010
91324P-AN-2	UNITEDHEALTH GRP INC VAR 3/02/		07/21/2006	VARIOUS		7,988,143	8,000,000	57,909
903205-AC-6	UPFC AUTO REC TR 2006-B		12/06/2006	JS BANK		799,839	800,000	0
903279-AA-5	USAA AUTO OWNER TR 2006-3		08/14/2006	MONTGOMERY SECURITIES		13,500,000	13,500,000	0
90327L-AC-4	USAA AUTO OWNER TR 2006-4		11/14/2006	US BANK		2,999,430	3,000,000	0
92857W-AL-4	VODAFONE GROUP PLC VAR 6/16/		07/05/2006	LEHMAN SPECIAL SECURITIES		2,845,583	2,850,000	11,221
928665-AM-0	VOLKSWAGEN AUTO TR 2005-A		08/04/2006	US BANK		4,751,455	4,790,000	9,657
92866A-AB-3	VOLKSWAGEN AUTO TR 2006-A		07/25/2006	WACHOVIA BANK		3,999,895	4,000,000	0
92866A-AC-1	VOLKSWAGEN AUTO TR 2006-A		12/20/2006	VARIOUS		1,302,133	1,295,000	1,187
928667-AA-2	VOLKSWAGEN CR OWNTR TR 2005-1		07/07/2006	WACHOVIA BANK		3,510,000	3,510,000	11,340
92977F-AC-6	WACHOVIA AUTO 06-A-A3		06/13/2006	WACHOVIA BANK		999,982	1,000,000	0
92976F-BD-4	WACHOVIA BANK N A NTS VAR 5/25/		07/06/2006	SALOMON SMITH BARNEY		4,999,300	5,000,000	31,474
92976F-BL-6	WACHOVIA BK NATL ASSN MTN		08/07/2006	JS BANK		6,000,000	6,000,000	0
92978A-AA-0	WACHOVIA CAP TR III		10/23/2006	LEHMAN BROTHERS INC		349,948	350,000	2,312
929903-CG-5	WACHOVIA CORP 0.000% 10/15/		10/18/2006	US BANK		3,000,000	3,000,000	0

E11.9

AMENDED-2- ANNUAL STATEMENT FOR THE YEAR 2006 OF THE CITIZENS PROPERTY INSURANCE CORPORATION

SCHEDULE D - PART 3

Showing All Long-Term Bonds and Stocks ACQUIRED During Current Year

1	2	3	4	5	6	7	8	9
CUSIP Identification	Description	Foreign	Date Acquired	Name of Vendor	Number of Shares of Stock	Actual Cost	Par Value	Paid for Accrued Interest and Dividends
929903-BH-4	WACHOVIA CORP 5.4493% 3/15/		12/12/2006	BANC/AMERICA SECUR.LLC,MO		5,003,810	5,000,000	67,344
929903-CF-7	WACHOVIA CORP 2ND NEW		10/18/2006	US BANK		2,321,210	2,325,000	.0
92976W-BB-1	WACHOVIA CORP GLOBAL MTN		07/26/2006	WACHOVIA BANK		2,500,000	2,500,000	.0
929903-AQ-5	WACHOVIA CORP NOTE VAR 10/28/		07/05/2006	VARIOUS		5,503,597	5,500,000	54,560
929903-AR-3	WACHOVIA CORP NOTES VAR 10/28/		07/06/2006	WACHOVIA BANK		10,500,650	10,500,000	117,534
929903-AS-1	WACHOVIA CORP SR-1 VAR 10/28/		07/05/2006	WACHOVIA BANK		8,004,320	8,000,000	14,375
931142-CD-3	WAL-MART STORES 144A 5.502% 7/15/		08/24/2006	ALEX BROWN		3,001,686	3,000,000	8,712
931142-BX-0	WAL-MART STORES NOTES		12/01/2006	GREENWICH CAPITAL MARKETS		976,610	1,000,000	15,667
92922F-GA-0	WAMU MTG CERT 2003-S10		12/14/2006	CREDIT SUISSE SECURITIES		301,633	306,275	1,191
93363E-AA-3	WAMU MTG CERT 2006-AR10		08/22/2006	JS BANK		235,411	235,000	859
93363C-AA-7	WAMU MTG CERT 2006-AR7 1A		07/12/2006	WACHOVIA BANK		5,378,228	5,388,331	12,960
93363C-AB-5	WAMU MTG CERT 2006-AR7 2A		12/01/2006	VARIOUS		5,973,363	5,975,229	14,366
93934N-AS-4	WAMU PTC WMALT 2006-5 2-CB-3		08/03/2006	US BANK		201,405	201,044	.235
93935B-AC-4	WAMU PTC WMALT 2006-5 3-A-2		11/27/2006	US BANK		1,002,500	1,000,000	4,833
93935A-AC-6	WAMU PTC WMALT 2006-AR5 3A		06/27/2006	WACHOVIA BANK		154,903	155,000	591
93935D-AA-4	WAMU PTC WMALT 2006-AR7 A-1A		08/15/2006	MISCELLANEOUS BROKERS		1,800,000	1,800,000	7,493
93933Y-AB-8	WASH MUT 06-M1A-M1		08/15/2006	US BANK		2,000,000	2,000,000	.0
93933V-BF-4	WASH MUT BK FA CA GBLB MTN BE		11/01/2006	CREDIT SUISSE SECURITIES		3,000,000	3,000,000	.0
93933V-BB-3	WASH MUTUAL BANK VAR 5/20/		07/10/2006	VARIOUS		11,335,499	11,350,000	96,098
939322-AU-7	WASH MUTUAL INC NTS VAR 9/17/		07/10/2006	DAIN RAUSCHER		5,001,800	5,000,000	17,709
939322-AL-7	WASHINGTON MUT INC		09/14/2006	JS BANK		2,670,938	2,750,000	19,556
949746-CQ-2	WELLS FARGO & CO		05/23/2006	WACHOVIA BANK		1,076,669	1,100,000	4,698
949746-NJ-6	WELLS FARGO & CO NEW		08/22/2006	GOLDMAN SACHS		948,319	950,000	.0
949746-JB-8	WELLS FARGO & CO NOTES		05/30/2006	LEHMAN		1,504,973	1,550,000	18,256
949746-NC-1	WELLS FARGO & CO NTS VAR 1/12/		08/23/2006	VARIOUS		11,006,148	11,000,000	96,467
949785-AD-1	WELLS FARGO AUTO TR 2004-A		08/23/2006	CHEMICAL BANK		2,081,409	2,130,000	1,422
94980V-AF-5	WELLS FARGO BK N A NT VAR 5/06/		07/05/2006	LEHMAN SPECIAL SECURITIES		2,849,316	2,850,000	23,425
94980G-AC-5	WELLS FARGO HEQ 2004-2-A12		07/11/2006	WACHOVIA BANK		2,471,094	2,500,000	3,115
9497EU-AA-5	WELLS FARGO HEQ 2006-1		12/01/2006	STEPHENS, INC		472,194	472,637	632
94983C-AS-6	WELLS FARGO MBS 2005-AR10 11-A14		07/13/2006	SBCI SWISS BANK CORP		1,931,563	2,000,000	3,881
94983Y-AK-5	WELLS FARGO MBS 2006-AR10		07/27/2006	ALEX BROWN		200,195	201,866	943
962215-AC-3	WFS FINANCIAL OWNER TR 2005-3		11/13/2006	VARIOUS		5,438,394	5,499,897	7,024
96683M-AY-9	WHOLE AUTO LN TR 2004-1		07/21/2006	BEAR STEARNS		4,278,531	4,330,634	3,917
98153B-AB-0	WORLD SVGS BK FSB		07/24/2006	MORGAN STANLEY		3,006,210	3,000,000	23,687
98151G-AN-5	WORLD SVGS BK FSB OAKLAND CALI		09/07/2006	JS BANK		1,000,000	1,000,000	.0
98374P-AX-4	XL ASSET FUND GIC		07/31/2006	WACHOVIA BANK		132,675,000	132,675,000	.0
	XLLIAC GLOBAL FDG		07/21/2006	BEAR STEARNS		2,505,170	2,500,000	19,638
4599999	- Total - Bonds - Industrial, Misc.					1,738,238,982	1,738,799,502	5,959,438
6099997	- Total - Bonds - Part 3					2,982,565,448	2,984,845,666	10,073,691
6099998	- Total - Bonds - Part 5					821,813,146	826,814,746	4,620,272
6099999	- Total - Bonds					3,804,378,594	3,811,660,412	14,693,963
6599998	- Total - Preferred Stocks - Part 5					.0	XXX	.0
6599999	- Total - Preferred Stocks					.0	XXX	.0
7199999	- Total - Common Stocks - Money Market Mutual Fund					.0	XXX	.0
7299997	- Total - Common Stocks - Part 3					.0	XXX	.0
7299998	- Total - Common Stocks - Part 5					.0	XXX	.0
7299999	- Total - Common Stocks					.0	XXX	.0
7399999	- Total - Preferred and Common Stocks					.0	XXX	.0
7499999	Totals					3,804,378,594	3,811,660,412	14,693,963

E11.110

AMENDED-2- ANNUAL STATEMENT FOR THE YEAR 2006 OF THE CITIZENS PROPERTY INSURANCE CORPORATION

SCHEDULE D - PART 4

Showing all Long-Term Bonds and Stocks SOLD, REDEEMED or Otherwise DISPOSED OF During Current Year

1	2	3	4	5	6	7	8	9	10	11	12	13	14	15	16		17	18	19	20	21
															Book/Adjusted Carrying Value at Disposal Date	Exchange Gain (Loss) on Disposal					
CUSIP Identification	Description	Disposal Date	Name of Purchaser	Number of Shares of Stock	Consideration	Par Value	Actual Cost	Prior Year Book/Adjusted Carrying Value	Unrealized Valuation Increase/(Decrease)	Current Year (Amortization)/ Accretion	Current Year's Other Than Temporary Impairment Recognized	Total Change in B/A, C.V. (11 + 12 - 13)	Total Foreign Exchange Change in B/A, C.V.	Book/Adjusted Carrying Value at Disposal Date	Exchange Gain (Loss) on Disposal	Realized Gain (Loss) on Disposal	Total Gain (Loss) on Disposal	Bond/Stock Interest/Dividends Received During Year	Maturity Date		
31330A-3M-7	FEDERAL FARM CREDIT BANK	09/08/2006	US BANK		1,955,400	2,000,000	1,959,924	1,989,977	0	15	0	0	0	0	9,999,992	0	(24,512)	(24,512)	42,813	01/16/2007	
31330A-3M-7	FEDERAL FARM CREDIT BANK	10/13/2006	BANC/AMERICA SECUR LLC INC.		2,289,701	2,300,000	2,511,981	2,363,660	0	(44,189)	0	(44,189)	0	0	2,989,971	0	(19,770)	(19,770)	144,573	02/18/2007	
31330A-5Z-1	FEDERAL HOME LN BAS	06/05/2006	VARIOUS		2,533,883	2,500,000	2,523,998	2,537,281	0	6,738	0	6,738	0	0	2,843,989	0	(10,117)	(10,117)	32,193	08/15/2006	
31330A-EE-1	FEDERAL HOME LN BAS	07/31/2006	BWP PARTIBAS SEC CORP/BOND		837,647	850,000	851,377	850,382	0	(362)	0	(362)	0	0	850,000	0	(12,353)	(12,353)	30,752	04/07/2008	
31330A-EE-1	FEDERAL HOME LN BAS	12/10/2006	US BANK		3,900,000	3,900,000	3,900,000	3,900,000	0	0	0	0	0	0	3,900,000	0	0	0	8,938	04/10/2008	
31330A-EE-1	FEDERAL HOME LN BAS	12/13/2006	BANC/AMERICA SECUR LLC INC.		2,935,167	3,000,000	2,940,429	2,940,429	0	615	0	615	0	0	2,940,000	0	(5,877)	(5,877)	74,384	12/15/2009	
313315-Z7-1	FFCB	02/03/2006	MONTGOMERY SECURITIES		4,892,588	5,000,000	4,874,975	4,976,812	0	409	0	409	0	0	4,977,221	0	(85,071)	(85,071)	111,222	08/04/2010	
313315-Z7-1	FFCB	04/04/2006	WACHOVIA BANK		3,905,288	4,000,000	3,968,750	3,969,065	0	31	0	31	0	0	3,999,096	0	(93,809)	(93,809)	110,746	08/04/2009	
31331T-5E-7	FFCB	08/04/2006	MATURITY		1,400,000	1,700,000	1,670,250	1,681,541	0	8,459	0	8,459	0	0	1,700,000	0	0	0	42,500	08/04/2006	
31331T-5E-7	FFCB	03/08/2006	MATURITY		1,400,000	1,400,000	1,383,550	1,388,094	0	1,906	0	1,906	0	0	1,400,000	0	0	0	14,000	03/08/2006	
31331T-5E-7	FFCB	04/12/2006	MATURITY		1,000,000	1,255,000	1,236,803	1,251,913	0	3,087	0	3,087	0	0	1,255,000	0	0	0	12,362	04/12/2006	
313331-ES-7	FFCB	07/24/2006	MATURITY		1,000,000	1,000,000	987,000	995,781	0	4,219	0	4,219	0	0	1,000,000	0	(9,877)	(9,877)	20,100	07/24/2006	
31333M-U6-6	FFCB	02/03/2006	FIRST BOSTON		2,229,940	2,225,000	2,321,587	2,244,414	0	(4,597)	0	(4,597)	0	0	2,238,817	0	(9,877)	(9,877)	26,909	05/15/2006	
31333M-U6-6	FFCB	01/26/2006	LEHMAN		3,880,168	4,000,000	3,880,040	3,886,663	0	3,557	0	3,557	0	0	3,890,219	0	(51)	(51)	80,750	02/15/2006	
31333M-U6-6	FFCB	05/15/2006	MATURITY		1,090,000	1,090,000	1,091,238	1,090,225	0	(225)	0	(225)	0	0	1,090,000	0	0	0	12,263	05/15/2006	
31333Z-CZ-7	FFBL	02/08/2006	CHEMICAL BANK		1,670,826	1,675,000	1,657,850	1,661,756	0	448	0	448	0	0	1,662,204	0	(42,378)	(42,378)	14,842	11/14/2008	
31333A-CG-6	FFBL	03/03/2006	1,760,350		1,788,723	1,800,000	1,777,662	1,788,723	0	1,703	0	1,703	0	0	1,790,426	0	(30,077)	(30,077)	26,119	02/16/2007	
31333A-CG-6	FFBL	03/21/2006	DAIN RAUSCHER		5,487,478	5,800,000	5,601,340	5,653,301	0	6,576	0	6,576	0	0	5,659,877	0	(172,399)	(172,399)	60,883	04/15/2009	
31333A-DW-3	FFBL	05/15/2006	VARIOUS		3,980,147	4,000,000	3,943,120	3,984,821	0	7,028	0	7,028	0	0	3,991,849	0	(11,701)	(11,701)	24,925	05/15/2006	
31333A-DW-3	FFBL	11/15/2006	MATURITY		4,800,000	4,800,000	4,775,057	4,788,109	0	11,891	0	11,891	0	0	4,800,000	0	0	0	150,000	11/15/2006	
31333A-SU-5	FFBL	04/04/2006	WACHOVIA BANK		3,658,340	3,750,000	3,750,586	3,750,477	0	(14)	0	(14)	0	0	3,750,482	0	(92,122)	(92,122)	26,500	12/23/2009	
31333A-SU-5	FFBL	07/21/2006	VARIOUS		2,993,664	3,000,000	3,000,000	3,000,000	0	0	0	0	0	0	3,000,000	0	(3,335)	(3,335)	90,549	07/21/2006	
31333B-1X-4	FFBL	10/16/2006	BANC/AMERICA SECUR LLC INC.		2,480,875	2,500,000	2,469,375	2,467,618	0	(3,263)	0	(3,263)	0	0	2,468,448	0	(23,784)	(23,784)	6,757	03/11/2007	
31333B-1X-4	FFBL	02/01/2006	US BANK		2,926,356	3,000,000	2,970,846	2,973,088	0	465	0	465	0	0	2,973,522	0	(5,784)	(5,784)	95,775	09/11/2007	
31333B-TH-8	FFBL	11/09/2006	VARIOUS		1,978,868	2,025,000	1,970,297	1,980,384	0	4,046	0	4,046	0	0	1,984,432	0	(47,172)	(47,172)	19,476	06/11/2010	
31333C-0Z-9	FFBL	06/20/2006	VARIOUS		23,449,284	23,950,000	23,567,114	23,567,036	0	5,639	0	5,639	0	0	23,572,673	0	(15,964)	(15,964)	48,053	08/22/2008	
31333C-0Z-9	FFBL	02/03/2006	VARIOUS		22,357,918	22,750,000	22,614,756	22,611,324	0	(1,046)	0	(1,046)	0	0	22,610,276	0	(452,359)	(452,359)	500,500	09/10/2010	
31333C-0Z-9	FFBL	07/31/2006	VARIOUS		1,956,682	2,000,000	1,987,722	1,997,751	0	51	0	51	0	0	1,997,802	0	(4,120)	(4,120)	7,910	09/10/2008	
31333C-0Z-9	FFBL	04/24/2006	SBCI SWISS BANK CORP		1,939,780	2,000,000	2,005,260	2,002,974	0	(402)	0	(402)	0	0	2,002,573	0	(62,793)	(62,793)	39,667	04/01/2008	
31333C-0Z-9	FFBL	05/12/2006	VARIOUS		1,959,541	2,000,000	1,967,380	1,967,003	0	2,247	0	2,247	0	0	1,969,250	0	(3,709)	(3,709)	18,061	05/12/2006	
31333C-0Z-9	FFBL	06/30/2006	MATURITY		3,000,000	3,000,000	2,947,500	2,986,499	0	13,501	0	13,501	0	0	3,000,000	0	0	0	30,000	06/30/2006	
31333C-0Z-9	FFBL	11/17/2006	HSC SECURITIES, INC		3,477,880	3,500,000	3,484,824	3,482,377	0	5,818	0	5,818	0	0	3,488,195	0	(20,315)	(20,315)	124,410	02/23/2007	
31333C-0Z-9	FFBL	02/07/2006	MORGAN STANLEY		1,960,600	2,000,000	1,963,400	1,965,847	0	311	0	311	0	0	1,966,158	0	(25,588)	(25,588)	38,160	03/01/2010	
31334A-DT-2	FFLMC	09/29/2006	VARIOUS		3,282,671	3,250,000	3,387,134	3,326,607	0	(3,276)	0	(3,276)	0	0	3,313,331	0	(30,661)	(30,661)	34,540	04/15/2008	
31344A-DT-2	FFLMC	01/27/2006	MERRILL LYNCH GOWER SEC.		5,068,485	5,000,000	5,059,239	5,272,069	0	(14,195)	0	(14,195)	0	0	5,257,874	0	(88,334)	(88,334)	104,351	10/15/2008	
31344A-DT-2	FFLMC	07/31/2006	VARIOUS		1,024,769	965,000	1,021,864	1,019,470	0	(2,256)	0	(2,256)	0	0	1,017,214	0	7,555	7,555	35,752	03/15/2010	
31344A-DT-2	FFLMC	10/19/2006	VARIOUS		3,938,160	4,000,000	3,965,960	3,993,433	0	1,733	0	1,733	0	0	3,995,166	0	(57,006)	(57,006)	34,819	02/15/2006	
31344A-DT-2	FFLMC	04/03/2006	WACHOVIA BANK		6,640,153	6,630,000	6,952,302	6,975,218	0	(39,531)	0	(39,531)	0	0	6,965,687	0	(25,628)	(25,628)	287,313	07/15/2006	
31344A-DT-2	FFLMC	11/02/2006	VARIOUS		7,312,183	7,425,000	7,559,244	7,478,387	0	(24,389)	0	(24,389)	0	0	7,463,998	0	(141,815)	(141,815)	283,128	09/15/2007	
31344A-DT-2	FFLMC	06/29/2006	MORGAN STANLEY		956,462	1,000,000	1,002,691	1,002,691	0	(590)	0	(590)	0	0	1,002,101	0	(45,639)	(45,639)	21,771	03/15/2008	
31344A-DT-2	FFLMC	02/15/2006	MATURITY		1,000,000	6,075,000	6,055,254	6,088,745	0	2,122	0	2,122	0	0	6,070,888	0	(125,414)	(125,414)	11,298	02/15/2007	
31344A-DT-2	FFLMC	06/29/2006	VARIOUS		1,100,000	1,100,000	1,086,349	1,088,327	0	1,674	0	1,674	0	0	1,100,000	0	0	0	10,313	02/15/2006	
31344A-DT-2	FFLMC	12/13/2006	SOUTHWEST SECURITIES, INC.		295,906	300,000	296,556	296,556	0	4	0	4	0	0	296,560	0	(654)	(654)	5,277	07/15/2006	
31344A-VH-4	FFLMC	02/06/2006	GOLDMAN SACHS		8,252,959	8,500,000	8,315,953	8,323,380	0	3,215	0	3,215	0	0	8,326,595	0	(73,636)	(73,636)	219,691	07/12/2010	
31344A-VH-4	FFLMC	01/27/2006	VARIOUS		4,617,035	4,820,000	4,817,425	4,817,518	0	56	0	56	0	0	4,817,574	0	(111)	(111)	4,319	12/19/2008	
31359A-C2-7	FNMA	08/27/2006	MONTGOMERY SECURITIES		4,680,731	4,680,000	4,680,731	4,680,278	0	(278)	0	(278)	0	0	4,680,000	0	(62,987)	(62,987)	116,140	05/09/2007	
31359A-C2-7	FNMA	02/07/2006	MONTGOMERY SECURITIES		7,962,610	8,200,000	8,220,933	8,218,863	0	(394)	0	(394)	0	0	8,218,488	0	(265,858)	(265,858)	77,985	05/15/2010	
31359A-DU-9	FNMA	02/03/2006	GOLDMAN SACHS		1,070,572	1,000,000	1,055,194	1,055,194	0	(2,262)	0	(2,262)	0	0	1,059,941	0	(36,370)	(36,370)	48,875	02/15/200	

AMENDED-2- ANNUAL STATEMENT FOR THE YEAR 2006 OF THE CITIZENS PROPERTY INSURANCE CORPORATION

SCHEDULE D - PART 4

Showing all Long-Term Bonds and Stocks SOLD, REDEEMED or Otherwise DISPOSED OF During Current Year

1	2	3	4	5	6	7	8	9	10	Change in Book/Adjusted Carrying Value					16	17	18	19	20	21
										11	12	13	14	15						
CUSIP Identification	Description	Foreign Disposal Date	Name of Purchaser	Number of Shares of Stock	Consideration	Par Value	Actual Cost	Prior Year Book/Adjusted Carrying Value	Unrealized Valuation Increase/(Decrease)	Current Year (Amortization)/Accretion	Current Year's Other Than Temporary Impairment Recognized	Total Change in B/A, C.V. (11 + 12 - 13)	Total Foreign Exchange Change in B/A, C.V.	Book/Adjusted Carrying Value at Disposal Date	Foreign Exchange Gain (Loss) on Disposal	Realized Gain (Loss) on Disposal	Total Gain (Loss) on Disposal	Bond Interest/Stock Dividends Received During Year	Maturity Date	
31359M-VG-5	FNMA	06/02/2006	MATURITY		1,465,000	1,465,000	1,464,771	1,464,948	.0	.52	.0	.52	.0	1,465,000	.0	.0	.0	22,048	06/02/2006	
31359M-W0-2	FNMA	04/06/2006	WACHOVIA BANK		4,095,858	4,229,000	4,169,908	4,188,222	.0	5,321	.0	5,321	.0	4,193,543	.0	(97,685)	(97,685)	41,115	12/15/2007	
31359M-X0-1	FNMA	04/06/2006	CHEMICAL BANK		1,143,721	1,150,000	1,143,307	1,147,165	.0	1,278	.0	1,278	.0	1,148,443	.0	(4,722)	(4,722)	25,643	07/31/2006	
3136F5-7D-7	FNMA	07/26/2006	WACHOVIA BANK		5,000,000	5,000,000	5,000,000	5,000,000	.0	.0	.0	.0	.0	5,000,000	.0	(128,250)	(128,250)	141,875	09/08/2009	
3136F5-WY-4	FNMA	04/20/2006	MATURITY		660,000	660,000	652,080	658,414	.0	1,586	.0	1,586	.0	660,000	.0	.0	.0	6,600	04/20/2006	
3136F6-C4-9	FNMA	04/04/2006	WACHOVIA BANK		1,468,380	1,500,000	1,491,390	1,492,881	.0	807	.0	807	.0	1,493,688	.0	(25,308)	(25,308)	34,333	03/10/2008	
3136F6-TV-1	FNMA	07/05/2006	YARIOUS		3,504,852	3,600,000	3,582,620	3,587,514	.0	3,023	.0	3,023	.0	3,590,536	.0	(85,684)	(85,684)	132,240	01/18/2008	
3136F6-VR-7	FNMA	03/30/2006	YARIOUS		2,924,920	3,000,000	2,997,000	2,997,505	.0	78	.0	78	.0	2,997,583	.0	(72,663)	(72,663)	77,476	01/28/2010	
36225C-Z6-6	GNMA PL 080764M	12/20/2006	PRINCIPAL RECEIPT		1,261,186	1,261,186	1,265,522	1,265,522	.0	(4,335)	.0	(4,335)	.0	1,261,186	.0	.0	.0	11,190	11/20/2033	
36225C-4L-7	GNMA PL 080826M	12/20/2006	PRINCIPAL RECEIPT		195,575	195,575	195,575	195,575	.0	(489)	.0	(489)	.0	195,575	.0	.0	.0	2,771	02/20/2034	
36225C-6D-3	GNMA PL 080867M	12/20/2006	PRINCIPAL RECEIPT		624,339	624,339	622,388	622,388	.0	1,951	.0	1,951	.0	624,339	.0	.0	.0	4,745	04/20/2034	
36225D-E4-2	GNMA PL 081054M	12/20/2006	PRINCIPAL RECEIPT		861,690	861,690	863,037	863,037	.0	(1,346)	.0	(1,346)	.0	861,690	.0	.0	.0	7,951	09/20/2034	
36213H-LJ-6	GNMA PL 554829X	12/15/2006	PRINCIPAL RECEIPT		122,282	122,282	128,854	130,596	.0	(8,314)	.0	(8,314)	.0	122,282	.0	.0	.0	2,537	05/15/2031	
36200W-M3-2	GNMA PL 574678X	02/15/2006	YARIOUS		353,368	352,572	359,183	358,813	.0	(275)	.0	(275)	.0	358,538	.0	(5,170)	(5,170)	3,504	04/15/2034	
36225B-EB-0	GNMA PL 781030X	12/15/2006	PRINCIPAL RECEIPT		433,755	433,755	450,677	442,136	.0	(8,380)	.0	(8,380)	.0	433,755	.0	.0	.0	17,502	12/15/2010	
36225B-FE-3	GNMA PL 781065X	12/15/2006	PRINCIPAL RECEIPT		191,014	191,014	195,276	194,065	.0	(3,052)	.0	(3,052)	.0	191,014	.0	.0	.0	7,698	10/15/2012	
78442F-AN-8	SLM CORP NOTES	11/08/2006	YARIOUS		3,074,487	3,150,000	3,180,060	3,166,517	.0	(5,282)	.0	(5,282)	.0	3,161,235	.0	(86,748)	(86,748)	101,646	03/17/2008	
912827-3T-7	TIPS	09/26/2006	YARIOUS		848,688	670,000	854,457	842,384	.0	(19,759)	.0	(19,759)	.0	822,625	.0	26,062	26,062	28,665	01/15/2008	
912828-CZ-1	TIPS	04/26/2006	YARIOUS		4,141,719	4,160,000	4,148,223	4,148,782	.0	2,108	.0	2,108	.0	4,150,890	.0	(9,170)	(9,170)	12,582	04/15/2010	
911759-GU-6	U S DEPT HUD	01/26/2006	FIRST BOSTON		1,968,000	2,000,000	2,000,000	2,000,000	.0	.0	.0	.0	.0	2,000,000	.0	(32,000)	(32,000)	36,200	08/01/2007	
912828-FB-1	U S TREAS NTS TIPS 2.37% 04/15/11	10/02/2006	WALL STREET PRICING		20,536	20,000	20,331	20,331	.0	64	.0	64	.0	20,395	.0	141	141	387	04/15/2011	
912828-AF-7	U S TREAS NTS TIPS 3.00% 07/15/12	08/10/2006	YARIOUS		2,334,213	2,015,000	2,373,430	2,362,645	.0	(4,235)	.0	(4,235)	.0	2,358,410	.0	(24,197)	(24,197)	39,533	07/15/2012	
912827-4Y-5	U S TREAS NTS TIPS 3.875% 01/15/09	08/31/2006	YARIOUS		1,538,816	1,210,000	1,559,141	1,516,687	.0	16,153	.0	16,153	.0	1,532,840	.0	5,976	5,976	45,950	01/15/2009	
912827-3E-0	U S TREASURY NOTES	04/06/2006	CHEMICAL BANK		1,067,145	1,050,000	1,213,365	1,106,784	.0	(8,941)	.0	(8,941)	.0	1,097,823	.0	(30,679)	(30,679)	41,217	08/15/2007	
912827-7F-3	U S TREASURY NOTES	02/01/2006	WACHOVIA BANK		2,477,832	2,500,000	2,494,824	2,497,278	.0	263	.0	263	.0	2,497,542	.0	(19,709)	(19,709)	19,095	11/15/2006	
912828-AC-4	U S TREASURY NOTES	04/06/2006	LEHMAN SPECIAL SECURITIES		348,141	350,000	350,793	350,236	.0	(44)	.0	(44)	.0	350,192	.0	(2,052)	(2,052)	6,049	05/15/2007	
912828-AN-0	U S TREASURY NOTES	06/15/2006	YARIOUS		5,450,893	5,610,000	5,549,191	5,571,985	.0	3,836	.0	3,836	.0	5,575,820	.0	(124,928)	(124,928)	61,860	11/15/2007	
912828-AT-7	U S TREASURY NOTES	04/06/2006	WACHOVIA BANK		5,756,160	5,950,000	5,867,723	5,900,622	.0	5,866	.0	5,866	.0	5,906,488	.0	(150,328)	(150,328)	114,398	02/15/2008	
912828-AZ-3	U S TREASURY NOTES	03/13/2006	WACHOVIA BANK		8,493,351	8,870,000	8,881,988	8,773,123	.0	4,455	.0	4,455	.0	8,777,577	.0	(284,226)	(284,226)	59,402	05/15/2008	
912828-B6-4	U S TREASURY NOTES	05/30/2006	WACHOVIA BANK		675,663	700,000	692,453	695,835	.0	625	.0	625	.0	696,460	.0	(21,398)	(21,398)	17,974	08/15/2008	
912828-BK-5	U S TREASURY NOTES	12/07/2006	LEHMAN BROTHERS INC		263,292	270,000	259,084	259,084	.0	2,359	.0	2,359	.0	261,443	.0	1,849	1,849	6,177	09/15/2008	
912828-BP-4	U S TREASURY NOTES	04/03/2006	YARIOUS		6,901,504	7,000,000	6,938,750	6,977,266	.0	5,196	.0	5,196	.0	6,982,462	.0	(80,959)	(80,959)	61,274	11/15/2006	
912828-BT-6	U S TREASURY NOTES	02/07/2006	WACHOVIA BANK		5,422,156	5,600,000	5,712,438	5,671,161	.0	(2,339)	.0	(2,339)	.0	5,668,822	.0	(246,666)	(246,666)	28,558	12/15/2008	
912828-BV-1	U S TREASURY NOTES	10/18/2006	US BANK		1,146,210	1,185,000	1,210,783	1,201,747	.0	(4,251)	.0	(4,251)	.0	1,197,496	.0	(51,286)	(51,286)	48,559	01/15/2009	
912828-CC-2	U S TREASURY NOTES	02/01/2006	WACHOVIA BANK		2,933,738	3,100,000	2,957,352	3,003,185	.0	2,453	.0	2,453	.0	3,005,637	.0	(71,899)	(71,899)	32,370	03/15/2009	
912828-CE-8	U S TREASURY NOTES	02/01/2006	YARIOUS		24,424,570	25,460,000	24,603,144	24,806,114	.0	15,893	.0	15,893	.0	24,822,007	.0	(397,437)	(397,437)	249,179	04/15/2009	
912828-CG-3	U S TREASURY NOTES	03/21/2006	WACHOVIA BANK		981,641	1,000,000	1,008,516	1,004,426	.0	(693)	.0	(693)	.0	1,003,733	.0	(22,092)	(22,092)	10,963	05/15/2007	
912828-CH-1	U S TREASURY NOTES	02/01/2006	GOLDMAN SACHS		4,706,438	4,800,000	4,836,375	4,826,180	.0	(624)	.0	(624)	.0	4,825,556	.0	(119,119)	(119,119)	42,646	05/15/2009	
912828-CS-7	U S TREASURY NOTES	11/14/2006	YARIOUS		3,028,799	3,140,000	3,112,888	3,115,420	.0	3,878	.0	3,878	.0	3,119,298	.0	(90,499)	(90,499)	118,117	08/15/2009	
912828-CX-6	U S TREASURY NOTES	02/07/2006	MONTGOMERY SECURITIES		5,277,422	5,500,000	5,431,680	5,444,195	.0	1,401	.0	1,401	.0	5,445,596	.0	(168,174)	(168,174)	59,155	10/15/2009	
912828-DE-7	U S TREASURY NOTES	11/10/2006	YARIOUS		3,128,066	3,250,000	3,188,877	3,191,914	.0	3,720	.0	3,720	.0	3,195,634	.0	(67,567)	(67,567)	57,668	12/15/2009	
912828-DJ-6	U S TREASURY NOTES	06/01/2006	YARIOUS		2,130,659	2,160,000	2,150,888	2,154,893	.0	1,603	.0	1,603	.0	2,156,496	.0	(25,837)	(25,837)	51,664	01/31/2007	
912828-DL-1	U S TREASURY NOTES	10/31/2006	YARIOUS		11,372,318	11,850,000	11,728,813	11,743,776	.0	5,574	.0	5,574	.0	11,749,350	.0	(377,032)	(377,032)	243,002	02/15/2010	
912828-DN-7	U S TREASURY NOTES	02/01/2006	YARIOUS		5,620,832	5,690,000	5,644,644	5,645,300	.0	888	.0	888	.0	5,646,188	.0	(25,356)	(25,356)	75,240	02/28/2007	
912828-DP-2	U S TREASURY NOTES	11/21/2006	YARIOUS		2,700,941	2,755,000	2,724,803	2,727,566	.0	1,219	.0	1,219	.0	2,728,785	.0	(27,844)	(27,844)	53,706	03/15/2010	
912828-DR-8	U S TREASURY NOTES	04/04/2006	YARIOUS		9,408,439	9,620,000	9,548,746	9,548,923	.0	1,263	.0	1,263	.0	9,550,186	.0	(141,747)	(141,747)	131,757	04/15/2010	
912828-DT-4	U S TREASURY NOTES	12/08/2006	YARIOUS		1,714,154	1,740,000	1,707,700	1,708,110	.0	5,862	.0	5,862	.0	1,713,972	.0	182	182	40,381	05/15/2008	
912828-DU-1	U S TREASURY NOTES	02/07/2006	YARIOUS		7,731,663	7,925,000	7,910,699	7,909,159	.0	1,555	.0	1,555	.0	7,909,314	.0	(177,651)	(177,651)	65,193	05/15/2010	
912828-DZ-0	U S TREASURY NOTES	10/11/2006	YARIOUS		5,317,543	5,450,000	5,380,061	5,385,385	.0	1,348	.0	1,348	.0	5,386,733	.0	(69,190)	(69,190)	119,939	07/15/20	

AMENDED-2- ANNUAL STATEMENT FOR THE YEAR 2006 OF THE CITIZENS PROPERTY INSURANCE CORPORATION

SCHEDULE D - PART 4

Showing all Long-Term Bonds and Stocks SOLD, REDEEMED or Otherwise DISPOSED OF During Current Year

1	2	3	4	5	6	7	8	9	10	Change in Book/Adjusted Carrying Value					16	17	18	19	20	21
										11	12	13	14	15						
CUSIP Identification	Description	Foreign Disposal Date	Name of Purchaser	Number of Shares of Stock	Consideration	Par Value	Actual Cost	Prior Year Book/Adjusted Carrying Value	Unrealized Valuation Increase/(Decrease)	Current Year (Amortization)/ Accretion	Current Year's Other Than Temporary Impairment Recognized	Total Change in B/A. C.V. (11 + 12 - 13)	Total Foreign Exchange Change in B/A. C.V.	Book/ Adjusted Carrying Value at Disposal Date	Foreign Exchange Gain (Loss) on Disposal	Realized Gain (Loss) on Disposal	Total Gain (Loss) on Disposal	Bond Interest/Stock Dividends Received During Year	Maturity Date	
31394J-UZ-8	FEDERAL HOME LN MTG CORP																			
3133X9-DY-3	FHLB 6T-9009 A																			
31393V-3W-9	FHLMC 2627																			
31394H-YE-5	FHLMC 2672																			
31393K-TQ-8	FHLMC CMO 2575-PT																			
31394X-WV-4	FHLMC CMO 2799-MA																			
31395E-EV-5	FHLMC CMO 2838-BP																			
31396C-7C-8	FHLMC CMO 3057-BL																			
31393V-SL-6	FHLMC CMO SF2-GB																			
31392V-XS-6	FHLMC CMO T-50-A6																			
31286K-NP-1	FHLMC GLD #A4-5798F 8.000 05/01/31																			
31288D-KG-3	FHLMC GLD #C7-4795F 6.000 12/01/32																			
31335H-AX-1	FHLMC GLD #C9-0022F 6.500 07/01/13																			
31335H-XK-4	FHLMC GLD #C9-0682F 6.000 04/01/23																			
31335H-X7-3	FHLMC GLD #C9-0702F 6.000 06/01/23																			
31294J-RM-2	FHLMC GLD #E0-0492F 7.500 06/01/12																			
31294J-VJ-4	FHLMC GLD #E0-0617 5.500 01/01/14																			
31294K-CL-7	FHLMC GLD #E0-0975F 6.000 05/01/16																			
31294K-LB-6	FHLMC GLD #E0-1251F 5.500 11/01/17																			
31286T-ZJ-1	FHLMC GLD #E7-3477F 7.000 02/01/13																			
31286K-H9-8	FHLMC GLD #E8-2956F 6.500 10/01/13																			
31286S-SS-2	FHLMC GLD #E8-9857F 5.500 05/01/17																			
31286V-C3-2	FHLMC GLD #E9-0990F 6.000 08/01/17																			
31286V-J3-9	FHLMC GLD #E9-3882F 5.500 01/01/18																			
31286V-NF-7	FHLMC GLD #E9-3990F 5.500 01/01/18																			
31283J-ZL-8	FHLMC GLD #G1-0747F 7.500 10/01/12																			
31283J-6Q-9	FHLMC GLD #G1-0879F 6.000 06/01/11																			
31283K-J5-8	FHLMC GLD #G1-1184F 5.500 09/01/16																			
31283K-VU-9	FHLMC GLD #G1-1527F 6.000 02/01/19																			
31282R-Y6-3	FHLMC GLD #M8-0711 5.000 11/01/08																			
31282R-ZY-9	FHLMC GLD #M8-0791 4.000 12/01/09																			
31282R-5P-5	FHLMC GLD #M8-0854 3.500 10/01/10																			
31282R-5Q-3	FHLMC GLD #M8-0855 4.000 10/01/10																			
31282R-6B-5	FHLMC GLD #M8-0866 4.500 11/01/10																			
31282R-6K-5	FHLMC GLD #M8-0874F 5.000 12/01/11																			
31282S-BD-3	FHLMC GLD #M8-0936 5.000 9/01/11																			
31282S-B9-2	FHLMC GLD #M8-0964 4.000 2/01/12																			
31282U-ZY-6	FHLMC GLD #M9-0759 5.000 10/01/07																			
31282U-6M-4	FHLMC GLD #M9-0876 4.000 11/01/08																			
31282V-BB-0	FHLMC GLD #M9-0934F 4.500 07/01/09																			
31282V-B3-8	FHLMC GLD #M9-0958 4.000 12/01/09																			
31288M-CY-3	FHLMC GLD #P6-0087F 6.500 03/01/16																			
31284B-AV-9	FHLMC PC #P1-0020F 5.500 11/01/17																			
3128JL-BX-6	FHLMC PC 1YR LI BOR VR																			
3128JM-CS-4	FHLMC PC 1YR LI BOR VR																			
3128JM-WC-7	FHLMC PC 1YR LI BOR VR																			
3128SA-AT-4	FHLMC PC ARM GIANT II																			
3128NC-SB-1	FHLMC PC II HYBRD ARM																			
3128NC-TD-6	FHLMC PC II HYBRD ARM																			
31280C-AQ-5	FHLMC PC II HYBRD ARM																			
31284D-SH-5	FHLMC PL #847161																			
31296P-S7-8	FHLMC PL A15042F																			
31296Q-CW-8	FHLMC PL A15485F																			
31296V-B6-5	FHLMC PL A19961F																			
31297B-ZA-9	FHLMC PL A24369F																			
31297C-RQ-5	FHLMC PL A24995F																			
31297D-RV-2	FHLMC PL A25900F																			
31297K-GB-2	FHLMC PL A30194F																			
31297P-FY-2	FHLMC PL A33783F																			
31297P-ZX-8	FHLMC PL A34390F																			
312963-AQ-1	FHLMC PL B11731F																			
312963-6R-7	FHLMC PL B11780F																			
312964-FB-0	FHLMC PL B11962F																			
312964-FC-8	FHLMC PL B11963F																			
312964-FG-9	FHLMC PL B11967F																			
312964-FH-7	FHLMC PL B11968F																			
312964-HU-6	FHLMC PL B12043F																			
312964-MS-5	FHLMC PL B12169F																			

E12.2

AMENDED-2- ANNUAL STATEMENT FOR THE YEAR 2006 OF THE CITIZENS PROPERTY INSURANCE CORPORATION

SCHEDULE D - PART 4

Showing all Long-Term Bonds and Stocks SOLD, REDEEMED or Otherwise DISPOSED OF During Current Year

1	2	3	4	5	6	7	8	9	10	Change in Book/Adjusted Carrying Value					16	17	18	19	20	21
										11	12	13	14	15						
CUSIP Identification	Description	Foreign	Disposal Date	Name of Purchaser	Number of Shares of Stock	Consideration	Par Value	Actual Cost	Prior Year Book/Adjusted Carrying Value	Unrealized Valuation Increase/(Decrease)	Current Year (Amortization)/ Accretion	Current Year's Other Than Temporary Impairment Recognized	Total Change in B/A. C.V. (11 + 12 - 13)	Total Foreign Exchange Change in B/A. C.V.	Book/ Adjusted Carrying Value at Disposal Date	Foreign Exchange Gain (Loss) on Disposal	Realized Gain (Loss) on Disposal	Total Gain (Loss) on Disposal	Bond Interest/Stock Dividends Received During Year	Maturity Date
312972-TN-2	FHLMC PL B19557F		01/27/2006	VARIOUS		5,887,287	5,855,415	5,887,665	5,888,025	0	(742)	0	0	0	5,887,283	0	4	4	53,550	07/01/2020
312926-ZF-6	FHLMC PL C00742F		02/15/2006	VARIOUS		854,394	835,265	873,308	905,954	0	(2,865)	0	(2,865)	0	903,089	0	(48,695)	(48,695)	9,676	04/01/2029
31292H-ZK-3	FHLMC PL C01646F		01/27/2006	VARIOUS		777,085	769,210	791,926	792,801	0	(1,040)	0	(1,040)	0	791,760	0	(14,675)	(14,675)	7,607	09/01/2033
31335H-UM-3	FHLMC PL C90588F		02/15/2006	VARIOUS		3,482,322	3,489,786	3,581,393	3,583,707	0	(3,096)	0	(3,096)	0	3,580,610	0	(98,288)	(98,288)	34,912	11/01/2022
31283H-5A-9	FHLMC PL G01741F		01/26/2006	VARIOUS		1,739,967	1,699,121	1,768,944	1,773,096	0	(4,292)	0	(4,292)	0	1,768,805	0	(28,837)	(28,837)	18,137	10/01/2034
3128MJ-BR-0	FHLMC PL G08047F		01/27/2006	VARIOUS		821,678	813,333	837,351	837,829	0	(917)	0	(917)	0	836,912	0	(15,235)	(15,235)	8,052	03/01/2035
3128MM-A5-2	FHLMC PL G18027F		04/15/2006	VARIOUS		1,691,552	1,701,578	1,759,671	1,758,073	0	(4,360)	0	(4,360)	0	1,753,713	0	(62,161)	(62,161)	31,685	12/01/2019
3128MM-C3-5	FHLMC PL G18089F		01/26/2006	VARIOUS		988,196	1,000,000	985,469	985,469	0	385	0	385	0	985,853	0	2,343	2,343	8,309	12/01/2020
31282R-UP-7	FHLMC PL M80590F		08/15/2006	PRINCIPAL RECEIPT		761	761	751	759	0	3	0	3	0	761	0	0	0	33	09/01/2006
31282R-UU-6	FHLMC PL M80595F		10/15/2006	PRINCIPAL RECEIPT		10,045	10,045	9,906	10,015	0	29	0	29	0	10,045	0	0	0	308	10/01/2006
31282R-TJ-7	FHLMC PL M80897		08/15/2006	VARIOUS		551,753	575,102	580,134	578,417	0	(758)	0	(758)	0	577,659	0	(25,907)	(25,907)	15,125	02/01/2011
31289V-J3-3	FHLMC PL N98382F		06/15/2006	PRINCIPAL RECEIPT		286,344	286,344	279,275	285,743	0	601	0	601	0	286,344	0	0	0	6,870	06/01/2006
31289V-SZ-2	FHLMC PL N98636F		06/15/2006	PRINCIPAL RECEIPT		78,634	78,634	77,553	78,317	0	317	0	317	0	78,634	0	0	0	1,952	10/01/2006
31335H-5P-4	FHLMC POOL C90854		02/15/2006	VARIOUS		609,353	612,519	627,353	626,821	0	(500)	0	(500)	0	626,321	0	(16,969)	(16,969)	6,020	09/01/2024
3133TL-NB-0	FHLMC REMIC SERIES 2170 PG		12/15/2006	PRINCIPAL RECEIPT		208,722	208,722	211,560	211,560	0	(2,837)	0	(2,837)	0	208,722	0	0	0	2,146	07/15/2014
3133TM-YT-7	FHLMC REMIC SERIES 2205 VA		12/15/2006	PRINCIPAL RECEIPT		159,510	159,510	168,483	163,440	0	(3,930)	0	(3,930)	0	159,510	0	0	0	4,912	02/15/2009
31339L-4D-9	FHLMC REMIC SERIES 2382 DA		12/15/2006	PRINCIPAL RECEIPT		313,571	313,571	320,431	315,738	0	(2,166)	0	(2,166)	0	313,571	0	0	0	9,156	10/15/2030
31339W-VW-3	FHLMC REMIC SERIES 2437		12/15/2006	PRINCIPAL RECEIPT		47,560	47,560	47,976	47,976	0	(416)	0	(416)	0	47,560	0	0	0	231	04/15/2032
31392J-JL-5	FHLMC REMIC SERIES 2509 TU		12/15/2006	PRINCIPAL RECEIPT		769,402	769,402	784,850	783,544	0	(14,142)	0	(14,142)	0	769,402	0	0	0	22,875	10/15/2009
31393F-DM-5	FHLMC REMIC SERIES 2519 NG		12/15/2006	PRINCIPAL RECEIPT		162,105	162,105	162,017	162,017	0	89	0	89	0	162,105	0	0	0	1,158	05/15/2028
31392X-MA-3	FHLMC REMIC SERIES 2523 JB		12/15/2006	PRINCIPAL RECEIPT		154,796	154,796	161,037	159,621	0	(4,825)	0	(4,825)	0	154,796	0	0	0	3,967	06/15/2015
31393F-KG-6	FHLMC REMIC SERIES 2526 FA		12/15/2006	PRINCIPAL RECEIPT		108,771	108,771	109,111	109,111	0	(340)	0	(340)	0	108,771	0	0	0	1,291	11/15/2032
31393J-3V-8	FHLMC REMIC SERIES 2554 FW		12/15/2006	PRINCIPAL RECEIPT		390,411	390,411	392,729	392,729	0	(2,318)	0	(2,318)	0	390,411	0	0	0	3,116	11/15/2029
31393P-T3-8	FHLMC REMIC SERIES 2603 LB		12/15/2006	PRINCIPAL RECEIPT		1,281,995	1,281,995	1,314,045	1,281,995	0	0	0	0	0	1,281,995	0	0	0	34,235	04/01/2033
31393W-N7-0	FHLMC REMIC SERIES 2644		12/15/2006	PRINCIPAL RECEIPT		66,225	66,225	66,681	66,681	0	(455)	0	(455)	0	66,225	0	0	0	313	02/15/2018
31394H-KP-5	FHLMC REMIC SERIES 2656 PB		12/15/2006	VARIOUS		2,247,039	2,296,346	2,265,848	2,280,059	0	3,920	0	3,920	0	2,283,979	0	(36,940)	(36,940)	21,234	07/15/2018
31394H-SU-3	FHLMC REMIC SERIES 2662 MA		12/15/2006	PRINCIPAL RECEIPT		56,480	56,480	55,635	55,667	0	814	0	814	0	56,480	0	0	0	1,227	10/15/2031
31394H-NT-4	FHLMC REMIC SERIES 2663 LN		04/03/2006	MCDONALD AND COMPANY		424,222	430,000	444,177	436,213	0	(963)	0	(963)	0	435,251	0	(11,029)	(11,029)	6,719	01/15/2022
31394M-CO-1	FHLMC REMIC SERIES 2702 DB		12/15/2006	PRINCIPAL RECEIPT		865,826	865,826	865,826	865,826	0	0	0	0	0	865,826	0	0	0	14,704	10/15/2024
31394P-6R-9	FHLMC REMIC SERIES 2728 PW		12/15/2006	PRINCIPAL RECEIPT		634,110	634,110	630,345	630,345	0	3,765	0	3,765	0	634,110	0	0	0	3,132	01/15/2019
31394N-PK-8	FHLMC REMIC SERIES 2732 FE		12/15/2006	PRINCIPAL RECEIPT		1,272,333	1,272,333	1,278,098	1,278,098	0	(5,765)	0	(5,765)	0	1,272,333	0	0	0	19,030	11/15/2030
31394N-KC-1	FHLMC REMIC SERIES 2742 LC		12/15/2006	PRINCIPAL RECEIPT		346,415	346,415	341,814	341,814	0	4,601	0	4,601	0	346,415	0	0	0	3,440	09/15/2012
31394P-VD-2	FHLMC REMIC SERIES 2743 ML		12/15/2006	PRINCIPAL RECEIPT		428,654	428,654	425,322	425,322	0	3,332	0	3,332	0	428,654	0	0	0	2,141	10/15/2017
31394R-BT-5	FHLMC REMIC SERIES 2750 DB		12/15/2006	PRINCIPAL RECEIPT		497,123	497,123	490,831	490,831	0	6,292	0	6,292	0	497,123	0	0	0	9,529	05/15/2015
31394R-GW-5	FHLMC REMIC SERIES 2750 WD		12/15/2006	PRINCIPAL RECEIPT		149,806	149,806	147,583	147,583	0	2,224	0	2,224	0	149,806	0	0	0	1,249	09/15/2015
31394W-3X-4	FHLMC REMIC SERIES 2770 UJ		12/15/2006	VARIOUS		4,647,912	4,652,569	4,775,607	4,689,516	0	(34,118)	0	(34,118)	0	4,655,397	0	(7,485)	(7,485)	82,631	12/15/2009
31394W-U6-3	FHLMC REMIC SERIES 2778 UF		12/15/2006	PRINCIPAL RECEIPT		60,447	60,447	60,466	60,466	0	(19)	0	(19)	0	60,447	0	0	0	907	06/15/2033
31395A-UX-1	FHLMC REMIC SERIES 2812 OA		12/15/2006	PRINCIPAL RECEIPT		1,207,830	1,207,830	1,246,990	1,229,375	0	(21,545)	0	(21,545)	0	1,207,830	0	0	0	32,345	08/15/2020
31395E-RK-0	FHLMC REMIC SERIES 2872 JB		12/15/2006	PRINCIPAL RECEIPT		599,117	599,117	587,789	587,789	0	11,328	0	11,328	0	599,117	0	0	0	3,432	10/15/2012
31395H-LH-1	FHLMC REMIC SERIES 2877 LA		12/15/2006	VARIOUS		688,460	725,249	724,796	724,722	0	77	0	77	0	724,798	0	(36,338)	(36,338)	9,857	10/15/2014
31395J-YX-8	FHLMC REMIC SERIES 2891 LA		12/15/2006	PRINCIPAL RECEIPT		57,362	57,362	57,138	57,138	0	224	0	224	0	57,362	0	0	0	482	06/15/2024
31395H-V3-1	FHLMC REMIC SERIES 2895 F		12/15/2006	PRINCIPAL RECEIPT		60,092	60,092	60,054	60,054	0	38	0	38	0	60,092	0	0	0	831	06/15/2031
31395W-PA-1	FHLMC REMIC SERIES 2930 PA		12/15/2006	PRINCIPAL RECEIPT		104,745	104,745	104,008	104,008	0	736	0	736	0	104,745	0	0	0	1,102	09/15/2024
31395P-JP-8	FHLMC REMIC SERIES 2945 FA		12/15/2006	PRINCIPAL RECEIPT		1,592,284	1,592,284	1,591,787	1,591,787	0	498	0	498	0	1,592,284	0	0	0	21,572	03/15/2020
31395P-NH-1	FHLMC REMIC SERIES 2948 EA		12/15/2006	PRINCIPAL RECEIPT		315,103	315,103	310,426	310,426	0	4,677	0	4,677	0	315,103	0	0	0	4,021	10/15/2025
31396E-HV-1	FHLMC REMIC SERIES 3063 PA		12/15/2006	PRINCIPAL RECEIPT		2,002,284	2,002,284	2,000,094	2,000,200	0	2,084	0	2,084	0	2,002,284	0	0	0	59,597	04/15/2020
31396H-E3-9	FHLMC REMIC SERIES 3113 OA		12/15/2006	PRINCIPAL RECEIPT		252,978	252,978	250,902	250,902	0	2,077	0	2,077	0	252,978	0	0	0	5,293	11/15/2035
31396N-GW-1	FHLMC REMIC SERIES 3138 PA		12/15/2006	PRINCIPAL RECEIPT		79,457	79,457	79,305	79,305	0	152	0	152	0	79,457	0	0	0	1,541	02/15/2027
31396U-WM-8	FHLMC REMIC SERIES 3184 FA		12/15/2006	PRINCIPAL RECEIPT		226,154	226,154	226,109	226,109	0	45	0	45	0	226,154	0	0	0	2,221	02/15/2033
31396U-DJ-1	FHLMC REMIC SERIES 3192 HF		12/15/2006	PRINCIPAL RECEIPT		369,318	369,318	369,318	369,318	0	0	0	0	0						

AMENDED-2- ANNUAL STATEMENT FOR THE YEAR 2006 OF THE CITIZENS PROPERTY INSURANCE CORPORATION

SCHEDULE D - PART 4

Showing all Long-Term Bonds and Stocks SOLD, REDEEMED or Otherwise DISPOSED OF During Current Year

1	2	3	4	5	6	7	8	9	10	Change in Book/Adjusted Carrying Value					16	17	18	19	20	21
										11	12	13	14	15						
CUSIP Identification	Description	Foreign Disposal Date	Name of Purchaser	Number of Shares of Stock	Consideration	Par Value	Actual Cost	Prior Year Book/Adjusted Carrying Value	Unrealized Valuation Increase/(Decrease)	Current Year (Amortization)/ Accretion	Current Year's Other Than Temporary Impairment Recognized	Total Change in B/A. C.V. (11 + 12 - 13)	Total Foreign Exchange Change in B/A. C.V.	Book/ Adjusted Carrying Value at Disposal Date	Foreign Exchange Gain (Loss) on Disposal	Realized Gain (Loss) on Disposal	Total Gain (Loss) on Disposal	Bond Interest/Stock Dividends Received During Year	Maturity Date	
31394A-XE-1	FNMA CMO 04-T4-A2	02/25/2006	PRINCIPAL RECEIPT		140,754	140,754	141,502	141,255	0	(501)	0	(501)	0	140,754	0	0	0	634	02/25/2020	
31393X-VE-4	FNMA CMO 04-W3-A2	01/05/2006	SOLOMAN BROTHERS		320,227	325,000	321,648	323,265	0	23	0	23	0	323,288	0	(3,061)	(3,061)	1,320	05/25/2034	
313920-UK-4	FNMA GRANTOR TRUST 2001-T8 A-1	12/25/2006	PRINCIPAL RECEIPT		71,960	71,960	73,939	73,939	0	(1,979)	0	(1,979)	0	71,960	0	0	0	1,326	07/25/2041	
31392D-76-1	FNMA GRANTOR TRUST 2002-T12 A3	12/25/2006	PRINCIPAL RECEIPT		206,848	206,848	213,053	213,053	0	(6,205)	0	(6,205)	0	206,848	0	0	0	3,737	05/25/2042	
31392B-6V-3	FNMA GRANTOR TRUST 2002-T4 A3	12/25/2006	PRINCIPAL RECEIPT		154,068	154,068	166,755	167,286	0	(13,218)	0	(13,218)	0	154,068	0	0	0	5,535	12/25/2041	
31390V-KY-9	FNMA PL #657411	05/25/2006	VARIOUS		30,130	31,139	31,362	31,345	0	(19)	0	(19)	0	31,326	0	(1,196)	(1,196)	695	11/01/2017	
31391K-AT-4	FNMA PL #668818	05/25/2006	VARIOUS		906,352	933,837	942,891	944,143	0	(941)	0	(941)	0	943,201	0	(36,849)	(36,849)	20,590	11/01/2017	
313630-VQ-8	FNMA PL 096023	12/25/2006	PRINCIPAL RECEIPT		145,414	145,414	156,320	161,727	0	(16,313)	0	(16,313)	0	145,414	0	0	0	3,442	06/01/2020	
31371K-EM-9	FNMA PL 254040A	12/25/2006	PRINCIPAL RECEIPT		99,480	99,480	100,817	100,069	0	(589)	0	(589)	0	99,480	0	0	0	2,665	09/01/2008	
31371K-HM-6	FNMA PL 254136	12/25/2006	PRINCIPAL RECEIPT		8,984	8,984	8,970	8,970	0	14	0	14	0	8,984	0	0	0	98	12/01/2008	
31371K-MD-0	FNMA PL 254256A	12/25/2006	PRINCIPAL RECEIPT		132,666	132,666	133,080	133,000	0	(334)	0	(334)	0	132,666	0	0	0	3,399	03/01/2009	
31371K-PJ-4	FNMA PL 254325	12/25/2006	PRINCIPAL RECEIPT		20,966	20,966	20,828	20,828	0	138	0	138	0	20,966	0	0	0	192	04/01/2009	
31371K-UB-5	FNMA PL 254478A	07/25/2006	VARIOUS		697,703	705,468	726,136	738,676	0	(4,482)	0	(4,482)	0	734,194	0	(36,491)	(36,491)	24,643	09/01/2032	
31371K-2K-6	FNMA PL 254678	12/25/2006	PRINCIPAL RECEIPT		12,763	12,763	12,548	12,548	0	215	0	215	0	12,763	0	0	0	86	03/01/2010	
31371K-2P-5	FNMA PL 254682A	12/25/2006	PRINCIPAL RECEIPT		336,672	336,672	352,033	349,988	0	(13,316)	0	(13,316)	0	336,672	0	0	0	8,525	03/01/2013	
31371K-5S-6	FNMA PL 254757	12/25/2006	PRINCIPAL RECEIPT		1,423,646	1,423,646	1,486,376	1,476,015	0	(52,388)	0	(52,388)	0	1,423,646	0	0	0	36,373	05/01/2013	
31371K-5Y-3	FNMA PL 254763A	12/25/2006	PRINCIPAL RECEIPT		501,460	501,460	524,574	526,891	0	(25,431)	0	(25,431)	0	501,460	0	0	0	16,140	05/01/2023	
31371L-BE-8	FNMA PL 254837A	12/25/2006	PRINCIPAL RECEIPT		48,724	48,724	47,445	47,445	0	1,279	0	1,279	0	48,724	0	0	0	627	07/01/2010	
31371L-BN-8	FNMA PL 254845	12/25/2006	PRINCIPAL RECEIPT		26,428	26,428	25,578	25,578	0	851	0	851	0	26,428	0	0	0	179	07/01/2013	
31371L-BB-1	FNMA PL 254863	12/25/2006	PRINCIPAL RECEIPT		12,734	12,734	12,273	12,273	0	462	0	462	0	12,734	0	0	0	84	08/01/2013	
31371L-HQ-5	FNMA PL 255039A	12/25/2006	PRINCIPAL RECEIPT		202,190	202,190	194,820	194,820	0	7,371	0	7,371	0	202,190	0	0	0	3,148	12/01/2013	
31371L-NH-8	FNMA PL 255192A	12/25/2006	VARIOUS		4,249,777	4,360,653	4,459,449	4,443,634	0	(15,435)	0	(15,435)	0	4,428,199	0	(178,422)	(178,422)	36,256	04/01/2014	
31371L-SD-2	FNMA PL 255316A	01/27/2006	VARIOUS		2,304,550	2,329,544	2,317,896	2,317,927	0	276	0	276	0	2,318,203	0	(13,653)	(13,653)	19,296	06/01/2019	
31371L-UJ-9	FNMA PL 255388A	12/25/2006	PRINCIPAL RECEIPT		387,874	387,874	392,480	391,710	0	(3,836)	0	(3,836)	0	387,874	0	0	0	9,520	08/01/2011	
31371L-WJ-9	FNMA PL 255459A	01/26/2006	VARIOUS		2,417,667	2,394,505	2,451,000	2,452,043	0	(2,315)	0	(2,315)	0	2,449,728	0	(32,061)	(32,061)	23,738	10/01/2034	
31371L-ZH-5	FNMA PL 255544	12/25/2006	PRINCIPAL RECEIPT		3,558	3,558	3,414	3,414	0	144	0	144	0	3,558	0	0	0	22	12/01/2014	
31371L-6D-6	FNMA PL 255668A	02/25/2006	VARIOUS		1,716,937	1,727,477	1,756,358	1,756,196	0	(767)	0	(767)	0	1,755,429	0	(38,492)	(38,492)	17,030	03/01/2025	
31371M-BA-4	FNMA PL 255733A	01/26/2006	VARIOUS		1,478,924	1,469,871	1,509,700	1,503,835	0	(1,237)	0	(1,237)	0	1,502,598	0	(23,674)	(23,674)	13,376	05/01/2020	
31373U-NB-9	FNMA PL 303786A	12/25/2006	PRINCIPAL RECEIPT		61,873	61,873	65,933	65,933	0	(3,776)	0	(3,776)	0	61,873	0	0	0	2,359	02/01/2011	
31374G-C9-6	FNMA PL 313396A	12/25/2006	PRINCIPAL RECEIPT		5,530	5,530	5,661	5,672	0	(142)	0	(142)	0	5,530	0	0	0	232	02/01/2012	
31374T-OH-5	FNMA PL 323656A	12/25/2006	PRINCIPAL RECEIPT		118,529	118,529	118,917	120,830	0	(2,301)	0	(2,301)	0	118,529	0	0	0	4,884	02/01/2014	
31374T-ON-2	FNMA PL 323661A	12/25/2006	PRINCIPAL RECEIPT		107,576	107,576	109,089	109,493	0	(1,917)	0	(1,917)	0	107,576	0	0	0	3,754	06/01/2016	
31374T-TC-3	FNMA PL 323747A	12/25/2006	PRINCIPAL RECEIPT		213,337	213,337	213,204	213,200	0	137	0	137	0	213,337	0	0	0	7,039	03/01/2014	
31376N-RV-4	FNMA PL 360600A	04/25/2006	PRINCIPAL RECEIPT		7,500,000	7,500,000	8,092,090	7,874,872	0	(374,872)	0	(374,872)	0	7,500,000	0	0	0	323,615	04/01/2008	
31381D-3S-2	FNMA PL 458109	12/25/2006	PRINCIPAL RECEIPT		319,037	319,037	340,572	346,235	0	(27,197)	0	(27,197)	0	319,037	0	0	0	13,311	09/15/2011	
31381F-NJ-8	FNMA PL 459511A	12/25/2006	PRINCIPAL RECEIPT		3,676	3,676	3,696	3,711	0	(35)	0	(35)	0	3,676	0	0	0	123	12/01/2013	
31381J-MJ-8	FNMA PL 462161	12/25/2006	PRINCIPAL RECEIPT		2,435	2,435	2,360	2,360	0	75	0	75	0	2,435	0	0	0	28	01/01/2010	
31382H-FG-5	FNMA PL 482667A	12/25/2006	PRINCIPAL RECEIPT		510	510	536	568	0	(58)	0	(58)	0	510	0	0	0	13	02/01/2014	
31384V-L3-4	FNMA PL 535046A	12/25/2006	PRINCIPAL RECEIPT		36,794	36,794	38,910	38,910	0	(2,116)	0	(2,116)	0	36,794	0	0	0	1,518	11/01/2016	
31385H-OR-6	FNMA PL 545064A	12/25/2006	PRINCIPAL RECEIPT		8,195	8,195	8,575	8,926	0	(731)	0	(731)	0	8,195	0	0	0	252	06/01/2031	
31385H-TT-9	FNMA PL 545162A	12/25/2006	PRINCIPAL RECEIPT		234,825	234,825	245,943	249,444	0	(14,619)	0	(14,619)	0	234,825	0	0	0	7,624	12/01/2013	
31385H-XL-1	FNMA PL 545283A	12/25/2006	PRINCIPAL RECEIPT		384,159	384,159	393,223	396,620	0	(12,461)	0	(12,461)	0	384,159	0	0	0	12,351	10/01/2016	
31385X-J3-2	FNMA PL 555682A	12/25/2006	PRINCIPAL RECEIPT		630,893	630,893	640,997	640,426	0	(9,533)	0	(9,533)	0	630,893	0	0	0	15,628	08/01/2013	
31385X-TV-3	FNMA PL 555967A	02/25/2006	VARIOUS		2,266,729	2,293,250	2,296,654	2,296,718	0	(121)	0	(121)	0	2,296,597	0	(29,869)	(29,869)	22,575	11/01/2033	
31386S-JM-0	FNMA PL 571868A	12/25/2006	PRINCIPAL RECEIPT		110,958	110,958	115,102	116,423	0	(5,465)	0	(5,465)	0	110,958	0	0	0	3,987	05/01/2014	
31386W-4H-8	FNMA PL 576024A	12/25/2006	PRINCIPAL RECEIPT		14,994	14,994	15,213	15,210	0	(215)	0	(215)	0	14,994	0	0	0	447	12/01/2012	
31387V-P5-2	FNMA PL 595444A	12/25/2006	PRINCIPAL RECEIPT		2,122	2,122	2,220	2,705	0	(583)	0	(583)	0	2,122	0	0	0	71	09/01/2031	
31387V-3Y-3	FNMA PL 595815A	12/25/2006	PRINCIPAL RECEIPT		30,849	30,849	32,281	34,239	0	(3,390)	0	(3,390)	0	30,849	0	0	0	968	08/01/2031	
31389G-NP-1	FNMA PL 625098A	12/25/2006	PRINCIPAL RECEIPT		223,945	223,945	228,945	228,417	0	(4,472)	0	(4,472)	0	223,945	0	0	0	4,287	01/01/2032	
31389R-JU-1	FNMA PL 633075A	12/25/2006	PRINCIPAL RECEIPT		259,773	259,773	266,917	299,964	0	(40,190)	0	(40,190)	0	259,773	0	0	0	8,445	02/01/2032	
31389X-K4-4	FNMA PL 638515A	12/25/2006	PRINCIPAL RECEIPT		41,745	41,745	43,839	44,908	0	(3,208)	0	(3,208)	0	41,745	0	0	0	1,755	04/01/2017	
31390L-2E-5	FNMA PL 649773A	12/25/2006	PRINCIPAL RECEIPT		20,180	20,180														

AMENDED-2- ANNUAL STATEMENT FOR THE YEAR 2006 OF THE CITIZENS PROPERTY INSURANCE CORPORATION

SCHEDULE D - PART 4

Showing all Long-Term Bonds and Stocks SOLD, REDEEMED or Otherwise DISPOSED OF During Current Year

1	2	3	4	5	6	7	8	9	10	Change in Book/Adjusted Carrying Value					16	17	18	19	20	21
										11	12	13	14	15						
CUSIP Identification	Description	Foreign	Disposal Date	Name of Purchaser	Number of Shares of Stock	Consideration	Par Value	Actual Cost	Prior Year Book/Adjusted Carrying Value	Unrealized Valuation Increase/(Decrease)	Current Year (Amortization)/ Accretion	Current Year's Other Than Temporary Impairment Recognized	Total Change in B/A. C.V. (11 + 12 - 13)	Total Foreign Exchange Change in B/A. C.V.	Book/ Adjusted Carrying Value at Disposal Date	Foreign Exchange Gain (Loss) on Disposal	Realized Gain (Loss) on Disposal	Total Gain (Loss) on Disposal	Bond Interest/Stock Dividends Received During Year	Maturity Date
31400Y-R4-0.	FNMA PL 701707.		12/25/2006.	PRINCIPAL RECEIPT.		61,808	61,808	64,423	62,780	0	(972)	0	(972)	0	61,808	0	0	0	2,614	02/01/2033.
31401A-U4-7.	FNMA PL 702703A.		05/25/2006.	VARIOUS.		267,373	276,225	279,289	280,106	0	(214)	0	(214)	0	279,892	0	(12,519)	(12,519)	6,251	07/01/2018.
31401E-FD-6.	FNMA PL 705864A.		12/25/2006.	PRINCIPAL RECEIPT.		175,448	175,448	177,586	178,145	0	(2,697)	0	(2,697)	0	175,448	0	0	0	4,423	06/01/2033.
31401N-K4-0.	FNMA PL 713215A.		12/25/2006.	PRINCIPAL RECEIPT.		68,637	68,637	77,217	91,619	0	(22,982)	0	(22,982)	0	68,637	0	0	0	3,982	03/01/2025.
31401N-LC-1.	FNMA PL 713223A.		12/25/2006.	PRINCIPAL RECEIPT.		79,450	79,450	89,381	108,475	0	(29,025)	0	(29,025)	0	79,450	0	0	0	2,928	06/01/2025.
31401X-Z0-3.	FNMA PL 721751A.		12/25/2006.	PRINCIPAL RECEIPT.		60,704	60,704	68,292	91,195	0	(30,491)	0	(30,491)	0	60,704	0	0	0	6,001	08/01/2026.
31401X-Z5-9.	FNMA PL 721764A.		12/25/2006.	PRINCIPAL RECEIPT.		3,767	3,767	4,238	5,182	0	(1,415)	0	(1,415)	0	3,767	0	0	0	202	04/01/2025.
31401X-ZW-6.	FNMA PL 721789A.		12/25/2006.	PRINCIPAL RECEIPT.		3,811	3,811	4,287	4,701	0	(890)	0	(890)	0	3,811	0	0	0	204	06/01/2026.
31402B-YV-0.	FNMA PL 724424A.		12/25/2006.	PRINCIPAL RECEIPT.		741,859	741,859	813,495	798,560	0	(56,701)	0	(56,701)	0	741,859	0	0	0	18,083	07/01/2027.
31402C-R0-7.	FNMA PL 725095A.		03/25/2006.	VARIOUS.		2,583,341	2,586,748	2,682,942	2,674,339	0	(8,137)	0	(8,137)	0	2,666,203	0	(82,862)	(82,862)	43,170	01/01/2019.
31402C-S8-6.	FNMA PL 725143A.		12/25/2006.	PRINCIPAL RECEIPT.		89,508	89,508	101,731	108,343	0	(18,835)	0	(18,835)	0	89,508	0	0	0	4,119	01/01/2032.
31402C-S9-4.	FNMA PL 725144A.		12/25/2006.	PRINCIPAL RECEIPT.		184,515	184,515	214,960	229,361	0	(44,846)	0	(44,846)	0	184,515	0	0	0	13,039	11/01/2030.
31402C-TE-2.	FNMA PL 725149A.		12/25/2006.	PRINCIPAL RECEIPT.		218,277	218,277	252,928	231,844	0	(13,568)	0	(13,568)	0	218,277	0	0	0	3,178	01/01/2034.
31402D-EV-8.	FNMA PL 725648A.		01/26/2006.	VARIOUS.		2,107,012	2,131,224	2,131,890	2,131,894	0	(23)	0	(23)	0	2,131,871	0	(24,859)	(24,859)	17,605	07/01/2019.
31402D-KC-3.	FNMA PL 725791A.		04/25/2006.	VARIOUS.		15,453,501	15,660,235	15,974,662	15,966,515	0	(13,173)	0	(13,173)	0	15,963,342	0	(499,841)	(499,841)	157,404	11/01/2018.
31402D-KO-2.	FNMA PL 725803A.		12/25/2006.	PRINCIPAL RECEIPT.		99,721	99,721	99,908	192,721	0	(192)	0	(192)	0	99,721	0	0	0	1,861	08/01/2034.
31402D-LR-9.	FNMA PL 725836A.		12/25/2006.	PRINCIPAL RECEIPT.		231,834	231,834	236,417	235,904	0	(4,069)	0	(4,069)	0	231,834	0	0	0	4,925	08/01/2034.
31402D-MG-2.	FNMA PL 725859A.		02/25/2006.	VARIOUS.		1,086,588	1,074,172	1,106,062	1,106,448	0	(1,297)	0	(1,297)	0	1,105,151	0	(18,563)	(18,563)	11,536	08/01/2021.
31402D-NV-8.	FNMA PL 725904A.		12/25/2006.	PRINCIPAL RECEIPT.		449,966	449,966	456,646	457,103	0	(7,136)	0	(7,136)	0	449,966	0	0	0	10,451	04/01/2034.
31402G-6N-8.	FNMA PL 729077.		12/25/2006.	PRINCIPAL RECEIPT.		108,609	108,609	108,236	108,274	0	335	0	335	0	108,609	0	0	0	2,519	07/01/2033.
31402N-FW-3.	FNMA PL 733781.		02/25/2006.	VARIOUS.		98,593	97,920	100,154	99,945	0	(218)	0	(218)	0	99,727	0	(1,134)	(1,134)	1,017	09/01/2033.
31402R-DF-3.	FNMA PL 735502A.		01/26/2006.	VARIOUS.		1,318,793	1,306,222	1,330,714	1,331,510	0	(1,244)	0	(1,244)	0	1,330,266	0	(11,472)	(11,472)	12,916	04/01/2035.
31402Q-Z5-3.	FNMA PL 735624A.		12/25/2006.	PRINCIPAL RECEIPT.		52,020	52,020	54,605	54,663	0	(2,642)	0	(2,642)	0	52,020	0	0	0	1,617	08/01/2017.
31402R-UP-2.	FNMA PL 735990A.		01/26/2006.	VARIOUS.		637,876	656,721	636,969	637,045	0	398	0	398	0	637,443	0	432	432	4,894	11/01/2019.
31402R-V9-7.	FNMA PL 736040A.		12/25/2006.	PRINCIPAL RECEIPT.		114,382	114,382	116,214	116,130	0	(1,748)	0	(1,748)	0	114,382	0	0	0	3,074	09/01/2018.
31402W-TS-7.	FNMA PL 740461A.		12/25/2006.	PRINCIPAL RECEIPT.		365,977	365,977	379,301	377,824	0	(11,846)	0	(11,846)	0	365,977	0	0	0	10,025	10/01/2018.
31402Y-Q0-0.	FNMA PL 742163A.		12/25/2006.	PRINCIPAL RECEIPT.		270,148	270,148	268,755	268,756	0	1,392	0	1,392	0	270,148	0	0	0	5,648	10/01/2033.
31403Y-RN-2.	FNMA PL 761993A.		01/27/2006.	VARIOUS.		858,017	867,394	882,302	882,850	0	(203)	0	(203)	0	882,647	0	(24,630)	(24,630)	7,212	02/01/2019.
31403Y-WH-2.	FNMA PL 762148A.		12/25/2006.	PRINCIPAL RECEIPT.		2,262	2,262	2,266	2,266	0	4	0	4	0	2,262	0	0	0	46	07/01/2034.
31404F-J5-3.	FNMA PL 767184.		02/25/2006.	VARIOUS.		1,228,631	1,224,210	1,275,474	1,271,755	0	(1,930)	0	(1,930)	0	1,269,824	0	(41,193)	(41,193)	12,145	02/01/2019.
31404N-B2-1.	FNMA PL 773257A.		12/25/2006.	PRINCIPAL RECEIPT.		2,452,108	2,452,108	2,452,415	2,471,401	0	(19,293)	0	(19,293)	0	2,452,108	0	0	0	58,823	02/01/2035.
31404N-J7-2.	FNMA PL 773486A.		01/27/2006.	VARIOUS.		259,983	262,773	267,289	267,096	0	(139)	0	(139)	0	266,956	0	(6,973)	(6,973)	2,165	08/01/2019.
31404P-E7-2.	FNMA PL 774258.		02/25/2006.	VARIOUS.		1,047,922	1,081,410	1,077,693	1,077,815	0	91	0	91	0	1,077,906	0	(29,984)	(29,984)	8,854	03/01/2019.
31404S-ZT-5.	FNMA PL 777554A.		02/27/2006.	VARIOUS.		53,054	53,705	52,824	52,826	0	36	0	36	0	52,862	0	192	192	447	11/01/2019.
31404V-BH-0.	FNMA PL 779540A.		12/25/2006.	PRINCIPAL RECEIPT.		148,188	148,188	153,676	153,724	0	(5,536)	0	(5,536)	0	148,188	0	0	0	4,245	06/01/2019.
31404V-WM-4.	FNMA PL 780400A.		01/27/2006.	VARIOUS.		2,869,213	2,900,548	2,886,045	2,885,566	0	105	0	105	0	2,885,671	0	(16,458)	(16,458)	24,109	06/01/2019.
31404V-NN-8.	FNMA PL 782597A.		01/27/2006.	VARIOUS.		2,280,517	2,305,436	2,293,908	2,294,549	0	284	0	284	0	2,294,833	0	(14,316)	(14,316)	19,167	06/01/2019.
31405A-KB-8.	FNMA PL 783390A.		04/25/2006.	VARIOUS.		194,880	191,757	197,750	197,937	0	(1,212)	0	(1,212)	0	196,726	0	(1,845)	(1,845)	3,926	09/01/2034.
31405B-CK-5.	FNMA PL 784074A.		12/25/2006.	PRINCIPAL RECEIPT.		140,702	140,702	138,922	138,912	0	1,791	0	1,791	0	140,702	0	0	0	2,354	06/01/2034.
31405C-LP-2.	FNMA PL 785234A.		01/27/2006.	VARIOUS.		2,458,872	2,485,474	2,528,193	2,529,628	0	(1,112)	0	(1,112)	0	2,528,516	0	(69,643)	(69,643)	20,563	06/01/2019.
31405F-WG-3.	FNMA PL 788247A.		01/27/2006.	VARIOUS.		2,423,599	2,449,514	2,491,615	2,490,540	0	(1,751)	0	(1,751)	0	2,488,789	0	(65,190)	(65,190)	20,150	07/01/2019.
31405L-X3-8.	FNMA PL 792798A.		12/25/2006.	PRINCIPAL RECEIPT.		331,598	331,598	348,903	352,360	0	(20,762)	0	(20,762)	0	331,598	0	0	0	12,129	12/01/2016.
31405N-WO-4.	FNMA PL 794555A.		12/25/2006.	PRINCIPAL RECEIPT.		586,812	586,812	597,081	594,978	0	(8,166)	0	(8,166)	0	586,812	0	0	0	11,881	09/01/2034.
31405N-4G-7.	FNMA PL 794723A.		12/25/2006.	PRINCIPAL RECEIPT.		693,562	693,562	705,988	703,823	0	(10,261)	0	(10,261)	0	693,562	0	0	0	11,426	10/01/2034.
31405P-P3-8.	FNMA PL 795242A.		12/25/2006.	VARIOUS.		623,559	631,578	636,709	636,346	0	(2,349)	0	(2,349)	0	633,997	0	(10,438)	(10,438)	17,347	07/01/2034.
31405Q-BZ-0.	FNMA PL 795756A.		12/25/2006.	PRINCIPAL RECEIPT.		269,433	269,433	287,914	289,711	0	(20,278)	0	(20,278)	0	269,433	0	0	0	11,520	03/01/2015.
31405R-DW-3.	FNMA PL 796717A.		01/25/2006.	VARIOUS.		718,508	708,941	720,904	721,933	0	(489)	0	(489)	0	721,444	0	(2,936)	(2,936)	6,560	08/01/2034.
31405R-S8-0.	FNMA PL 797143A.		01/27/2006.	VARIOUS.		2,594,889	2,624,579	2,669,689	2,670,188	0	(821)	0	(821)	0	2,669,367	0	(74,477)	(74,477)	21,781	09/01/2019.
31405W-3C-7.	FNMA PL 801895A.		01/27/2006.	VARIOUS.		5,263,666	5,324,122	5,415,631	5,408,800	0	(2,755)	0	(2,755)	0	5,406,046	0	(142,380)	(142,380)	44,288	10/01/2019.
31406E-KZ-6.	FNMA PL 807712																			

AMENDED-2- ANNUAL STATEMENT FOR THE YEAR 2006 OF THE CITIZENS PROPERTY INSURANCE CORPORATION

SCHEDULE D - PART 4

Showing all Long-Term Bonds and Stocks SOLD, REDEEMED or Otherwise DISPOSED OF During Current Year

1	2	3	4	5	6	7	8	9	10	Change in Book/Adjusted Carrying Value					16	17	18	19	20	21
										11	12	13	14	15						
CUSIP Identification	Description	Foreign Disposal Date	Name of Purchaser	Number of Shares of Stock	Consideration	Par Value	Actual Cost	Prior Year Book/Adjusted Carrying Value	Unrealized Valuation Increase/(Decrease)	Current Year (Amortization)/Accretion	Current Year's Temporary Impairment Recognized	Total Change in B/A. C.V. (11 + 12 - 13)	Total Foreign Exchange Change in B/A. C.V.	Book/Adjusted Carrying Value at Disposal Date	Foreign Exchange Gain (Loss) on Disposal	Realized Gain (Loss) on Disposal	Total Gain (Loss) on Disposal	Bond Interest/Stock Dividends Received During Year	Maturity Date	
31377D-KX-8	FNMA POOL #373910		VARIOUS		3,302	3,201	3,241	3,219	.0	(4)	.0	(4)	.0	3,215	.0	.86	.86	.38	01/01/2010	
31400D-ZT-2	FNMA POOL #684854		VARIOUS		1,082,052	1,065,684	1,125,629	1,134,674	.0	(7,433)	.0	(7,433)	.0	1,127,241	.0	(45,189)	(45,189)	28,674	03/01/2033	
31400F-J6-5	FNMA POOL #686185A		VARIOUS		1,742,771	1,767,865	1,805,984	1,806,346	.0	(1,078)	.0	(1,078)	.0	1,805,268	.0	(62,497)	(62,497)	16,138	02/01/2018	
31371L-ZM-0	FNMA POOL 255580		VARIOUS		643,140	651,396	663,202	663,263	.0	(291)	.0	(291)	.0	662,972	.0	(19,832)	(19,832)	6,428	02/01/2035	
31371L-4L-0	FNMA POOL 255627		VARIOUS		2,676,807	2,753,392	2,776,193	2,775,346	.0	(509)	.0	(509)	.0	2,774,837	.0	(98,030)	(98,030)	26,121	02/01/2025	
31400P-XP-5	FNMA POOL 693786		VARIOUS		3,085,738	3,121,652	3,181,891	3,179,813	.0	(2,913)	.0	(2,913)	.0	3,176,901	.0	(91,163)	(91,163)	30,770	03/01/2033	
31405W-JA-4	FNMA POOL 801357		VARIOUS		1,868,399	1,896,135	1,927,095	1,923,156	.0	(3,285)	.0	(3,285)	.0	1,919,871	.0	(51,472)	(51,472)	18,092	08/01/2034	
31406A-MQ-2	FNMA POOL 804167		VARIOUS		3,594,874	3,567,064	3,680,764	3,687,125	.0	(3,006)	.0	(3,006)	.0	3,684,119	.0	(89,245)	(89,245)	38,619	12/01/2034	
31406J-ZE-2	FNMA POOL 811773		VARIOUS		3,633,794	3,679,370	3,748,359	3,746,768	.0	(1,359)	.0	(1,359)	.0	3,745,409	.0	(111,616)	(111,616)	36,314	01/01/2035	
31406P-OW-4	FNMA POOL 815960		VARIOUS		3,457,070	3,500,602	3,570,614	3,569,342	.0	(1,916)	.0	(1,916)	.0	3,567,425	.0	(110,355)	(110,355)	34,487	02/01/2035	
31400R-C7-4	FNMA POOL# 694994		VARIOUS		2,549,837	2,579,609	2,619,512	2,623,026	.0	(1,304)	.0	(1,304)	.0	2,621,722	.0	(71,886)	(71,886)	25,388	04/01/2033	
31405N-KC-8	FNMA POOL# 794191		VARIOUS		2,418,857	2,451,700	2,496,521	2,496,321	.0	(1,903)	.0	(1,903)	.0	2,494,418	.0	(76,233)	(76,233)	21,933	11/01/2019	
31359U-ZR-9	FNMA REMIC TRUST 1998-W8-A6		PRINCIPAL RECEIPT		313,951	313,951	319,984	317,467	.0	(3,516)	.0	(3,516)	.0	313,951	.0	.0	.0	8,905	09/25/2028	
31359W-6A-4	FNMA REMIC TRUST 1999-49-FB		PRINCIPAL RECEIPT		146,513	146,513	147,589	147,589	.0	(1,076)	.0	(1,076)	.0	146,513	.0	.0	.0	1,737	03/25/2023	
31359S-MR-8	FNMA REMIC TRUST 2001-5 OW		PRINCIPAL RECEIPT		659,246	659,246	667,822	667,822	.0	(8,575)	.0	(8,575)	.0	659,246	.0	.0	.0	15,249	03/25/2016	
31392A-JW-9	FNMA REMIC TRUST 2001-50 BA		PRINCIPAL RECEIPT		387,361	387,361	406,033	409,355	.0	(21,994)	.0	(21,994)	.0	387,361	.0	.0	.0	13,591	10/25/2041	
31359S-AS-9	FNMA REMIC TRUST 2001-8 FT		PRINCIPAL RECEIPT		413,006	413,006	415,071	415,071	.0	(2,065)	.0	(2,065)	.0	413,006	.0	.0	.0	4,435	03/18/2031	
313921-6A-1	FNMA REMIC TRUST 2001-T10 A1		PRINCIPAL RECEIPT		285,490	285,490	303,091	303,010	.0	(17,519)	.0	(17,519)	.0	285,490	.0	.0	.0	9,837	12/25/2041	
31392D-RF-0	FNMA REMIC TRUST 2002-44-FG		PRINCIPAL RECEIPT		103,013	103,013	103,801	103,801	.0	(789)	.0	(789)	.0	103,013	.0	.0	.0	1,470	05/25/2023	
31392D-2Y-8	FNMA REMIC TRUST 2002-57 JD		PRINCIPAL RECEIPT		434,453	434,453	434,483	434,483	.0	(31)	.0	(31)	.0	434,453	.0	.0	.0	4,855	01/25/2031	
31392F-UT-2	FNMA REMIC TRUST 2002-86 HK		PRINCIPAL RECEIPT		124,093	124,093	122,963	122,963	.0	1,129	.0	1,129	.0	124,093	.0	.0	.0	1,737	08/25/2015	
31392D-F4-9	FNMA REMIC TRUST 2002-W6 2A1		PRINCIPAL RECEIPT		201,476	201,476	214,286	214,809	.0	(13,334)	.0	(13,334)	.0	201,476	.0	.0	.0	6,870	06/25/2042	
31392D-02-1	FNMA REMIC TRUST 2002-W8 A3		PRINCIPAL RECEIPT		413,956	413,956	449,013	473,211	.0	(59,255)	.0	(59,255)	.0	413,956	.0	.0	.0	16,252	06/25/2042	
31392H-TR-4	FNMA REMIC TRUST 2003-1 PT		PRINCIPAL RECEIPT		292,413	292,413	291,694	291,694	.0	720	.0	720	.0	292,413	.0	.0	.0	2,736	04/25/2028	
31393U-MZ-3	FNMA REMIC TRUST 2003-118 PE		PRINCIPAL RECEIPT		420,209	420,209	414,431	417,645	.0	2,564	.0	2,564	.0	420,209	.0	.0	.0	7,517	09/25/2033	
31393U-KV-4	FNMA REMIC TRUST 2003-122 AJ		PRINCIPAL RECEIPT		37,875	37,875	37,739	37,738	.0	136	.0	136	.0	37,875	.0	.0	.0	918	02/25/2028	
31393U-VR-1	FNMA REMIC TRUST 2003-130		PRINCIPAL RECEIPT		119,653	119,653	120,233	120,233	.0	(580)	.0	(580)	.0	119,653	.0	.0	.0	562	01/25/2034	
31392J-ZH-5	FNMA REMIC TRUST 2003-17 QR		PRINCIPAL RECEIPT		170,713	170,713	168,472	168,472	.0	2,241	.0	2,241	.0	170,713	.0	.0	.0	1,937	11/25/2025	
31392J-J2-6	FNMA REMIC TRUST 2003-17 FN		PRINCIPAL RECEIPT		230,116	230,116	231,410	231,410	.0	(1,294)	.0	(1,294)	.0	230,116	.0	.0	.0	2,555	03/25/2018	
31392H-XU-2	FNMA REMIC TRUST 2003-2 CY		PRINCIPAL RECEIPT		429,768	429,768	439,303	437,998	.0	(8,230)	.0	(8,230)	.0	429,768	.0	.0	.0	11,202	07/25/2016	
31393B-VB-8	FNMA REMIC TRUST 2003-42 HF		PRINCIPAL RECEIPT		1,146,535	1,146,535	1,153,432	1,153,432	.0	(6,897)	.0	(6,897)	.0	1,146,535	.0	.0	.0	12,964	12/25/2017	
31393D-ZY-0	FNMA REMIC TRUST 2003-73		PRINCIPAL RECEIPT		100,218	100,218	100,970	100,970	.0	(752)	.0	(752)	.0	100,218	.0	.0	.0	482	01/25/2031	
31393E-Z6-9	FNMA REMIC TRUST 2003-85 BA		PRINCIPAL RECEIPT		709,204	709,204	716,628	713,807	.0	(4,603)	.0	(4,603)	.0	709,204	.0	.0	.0	14,864	03/25/2023	
31393T-FD-3	FNMA REMIC TRUST 2003-89 XF		PRINCIPAL RECEIPT		1,202,090	1,202,090	1,210,936	1,210,936	.0	(8,846)	.0	(8,846)	.0	1,202,090	.0	.0	.0	18,644	11/25/2032	
31393A-V6-1	FNMA REMIC TRUST 2003-T4 2A5		PRINCIPAL RECEIPT		168,572	168,572	167,208	167,208	.0	1,363	.0	1,363	.0	168,572	.0	.0	.0	(1,105)	09/26/2033	
31393U-AG-8	FNMA REMIC TRUST 2003-W17 1A4		PRINCIPAL RECEIPT		49,342	49,342	49,187	49,189	.0	153	.0	153	.0	49,342	.0	.0	.0	2,165	08/25/2033	
31393B-X7-5	FNMA REMIC TRUST 2003-W6-F		PRINCIPAL RECEIPT		1,489,483	1,489,483	1,496,458	1,496,458	.0	(6,976)	.0	(6,976)	.0	1,489,483	.0	.0	.0	24,369	09/25/2042	
31393X-N3-7	FNMA REMIC TRUST 2004-27 FM		PRINCIPAL RECEIPT		804,110	804,110	807,377	807,377	.0	(3,267)	.0	(3,267)	.0	804,110	.0	.0	.0	12,953	07/25/2022	
31393Y-3N-3	FNMA REMIC TRUST 2004-51-F0		PRINCIPAL RECEIPT		552,886	552,886	555,824	555,824	.0	(2,937)	.0	(2,937)	.0	552,886	.0	.0	.0	3,615	07/25/2034	
31394B-VF-8	FNMA REMIC TRUST 2004-90 GA		VARIOUS		689,147	711,045	687,403	688,026	.0	11,173	.0	11,173	.0	689,199	.0	(10,052)	(10,052)	15,911	03/25/2034	
31394A-XF-8	FNMA REMIC TRUST 2004-T4 A-3		PRINCIPAL RECEIPT		834,286	834,286	834,078	834,108	.0	178	.0	178	.0	834,286	.0	.0	.0	20,959	08/25/2024	
31393X-GS-0	FNMA REMIC TRUST 2004-W2-3A		PRINCIPAL RECEIPT		1,375,860	1,375,860	1,395,304	1,395,304	.0	(19,444)	.0	(19,444)	.0	1,375,860	.0	.0	.0	24,273	02/25/2044	
31394F-PG-4	FNMA REMIC TRUST 2005-T4		PRINCIPAL RECEIPT		152,500	152,500	152,452	152,452	.0	48	.0	48	.0	152,500	.0	.0	.0	665	09/25/2035	
31395B-WJ-5	FNMA REMIC TRUST 2006-20-PF		PRINCIPAL RECEIPT		1,263,416	1,263,416	1,264,403	1,264,403	.0	(987)	.0	(987)	.0	1,263,416	.0	.0	.0	16,888	11/25/2030	
31395N-XJ-1	FNMA REMIC TRUST 2006-56 FD		PRINCIPAL RECEIPT		389,919	389,919	389,797	389,797	.0	122	.0	122	.0	389,919	.0	.0	.0	5,055	07/25/2036	
31396K-JC-7	FNMA REMIC TRUST 2006-72 HF		PRINCIPAL RECEIPT		137,095	137,095	137,095	137,095	.0	.0	.0	.0	.0	137,095	.0	.0	.0	1,871	08/25/2026	
31396K-YA-4	FNMA REMIC TRUST 2006-79-DF		PRINCIPAL RECEIPT		863,906	863,906	864,985	864,985	.0	(1,080)	.0	(1,080)	.0	863,906	.0	.0	.0	10,149	08/25/2036	
31396K-H4-7	FNMA REMIC TRUST 2006-86 FL		PRINCIPAL RECEIPT		3,183,822	3,183,822	3,183,822	3,183,822	.0	.0	.0	.0	.0	3,183,822	.0	.0	.0	31,599	05/25/2035	
31396K-H5-4	FNMA REMIC TRUST 2006-86 FM		VARIOUS		16,095,676	16,094,064	16,094,064	16,094,064	.0	.0	.0	.0	.0	16,094,064	.0	(8,388)	(8,388)	231,152	05/25/2035	
31396G-L5-6	FNMA UNIV DEBT FACILITY 2005-6 A		PRINCIPAL RECEIPT		103,000	103,000	101,536	101,536	.0	1,465	.0	1,465	.0	103,000	.0	.0	.0	2,208	04/25/2010	
3837H2-DV-8	GNMA REMIC TR 1999-18		PRINCIPAL RECEIPT		277,592	277,592	278,633	278,633	.0	(1,041)	.0	(1,041)	.0	277,592	.0	.0	.0	4,244	05/16/2029	
38373R-NB-8	GNMA REMIC TRUST 2001-54		PRINCIPAL RECEIPT		67,880	67,880	68,049	68,049	.0	(170)	.0	(170)	.0	67,880	.0	.0	.0	321	11/16/2031	

AMENDED-2- ANNUAL STATEMENT FOR THE YEAR 2006 OF THE CITIZENS PROPERTY INSURANCE CORPORATION

SCHEDULE D - PART 4

Showing all Long-Term Bonds and Stocks SOLD, REDEEMED or Otherwise DISPOSED OF During Current Year

1	2	3	4	5	6	7	8	9	10	Change in Book/Adjusted Carrying Value					16	17	18	19	20	21
										11	12	13	14	15						
CUSIP Identification	Description	Foreign Disposal Date	Name of Purchaser	Number of Shares of Stock	Consideration	Par Value	Actual Cost	Prior Year Book/Adjusted Carrying Value	Unrealized Valuation Increase/(Decrease)	Current Year (Amortization)/Accretion	Current Year's Other Than Temporary Impairment Recognized	Total Change in B/A. C.V. (11 + 12 - 13)	Total Foreign Exchange Change in B/A. C.V.	Book/ Adjusted Carrying Value at Disposal Date	Foreign Exchange Gain (Loss) on Disposal	Realized Gain (Loss) on Disposal	Total Gain (Loss) on Disposal	Bond Interest/Stock Dividends Received During Year	Maturity Date	
010392-EJ-3	ALABAMA PWR CO.		LEHMAN		222,401	225,000	224,818	224,943		30		30		224,974		(2,572)	(2,572)	3,658	12/01/2006	
020039-DF-7	ALL TEL CORP.		VARIOUS		738,190	750,000	761,115	756,924		(3,030)		(3,030)		753,895		(15,705)	(15,705)	34,870	05/17/2007	
025818-AP-4	AMERICAN EXPRESS CO.		WACHOVIA BANK		576,778	590,000	596,798	592,837		(386)		(386)		592,451		(15,673)	(15,673)	8,420	11/20/2007	
025818-EM-3	AMERICAN EXPRESS CREDIT		CHEMICAL BANK		382,732	400,000	388,936	394,040		536		536		394,575		(11,843)	(11,843)	4,267	05/16/2008	
02582J-DB-3	AMERICAN EXPRESS MASTER 2004-5-A		US BANK		2,005,625	2,000,000	2,005,938	2,005,938		(686)		(686)		2,005,251		374	374	31,145	04/15/2012	
02635P-RG-0	AMERICAN GEN FN SR-F		WACHOVIA BANK		350,837	350,000	387,100	356,783		(2,830)		(2,830)		353,953		(3,117)	(3,117)	9,253	07/14/2006	
02660T-AZ-6	AMERICAN HOME 04-2-4A2 VAR		PRINCIPAL RECEIPT		139,181	139,181	138,746	138,883		298		298		139,181				1,167	02/25/2044	
02660T-B5-1	AMERICAN HOME MTG 2004-3-VI-A3		VARIOUS		760,875	763,287	755,774	755,774		5,101		5,101		760,875				2,775	10/25/2034	
02660T-CS-0	AMERICAN HOME MTG 2004-4-IV-A		PRINCIPAL RECEIPT		1,475,999	1,475,999	1,452,244	1,452,034		23,965		23,965		1,475,999				29,085	02/25/2045	
03061N-GP-8	AMERICREDIT 03-CF-A3		PRINCIPAL RECEIPT		361,315	361,315	361,300	361,315		1		1		361,315				1,864	10/09/2007	
03061N-JN-0	AMERICREDIT 05-CF-A4		CHEMICAL BANK		1,485,469	1,500,000	1,499,992	1,499,891		(21)		(21)		1,499,869		(14,401)	(14,401)	10,417	06/06/2012	
03061N-JS-9	AMERICREDIT 05-DA-A4 5.02% 11/06/		WACHOVIA BANK		2,792,125	2,800,000	2,799,250	2,799,271		17		17		2,799,289		(7,164)	(7,164)	23,817	11/06/2012	
03061N-GQ-6	AMERICREDIT AUTO REC 2003-C-F-A-4		PRINCIPAL RECEIPT		911,007	911,007	902,538	902,538		8,470		8,470		911,007				5,761	05/06/2010	
03061N-HN-2	AMERICREDIT AUTO REC 2004-C-A-A-3		PRINCIPAL RECEIPT		1,890,327	1,890,327	1,871,497	1,871,497		18,829		18,829		1,890,327				12,952	03/06/2009	
03061N-JH-3	AMERICREDIT AUTO REC 2005-B-M-A-3		PRINCIPAL RECEIPT		870,681	870,681	861,056	861,056		9,625		9,625		870,681				8,747	02/06/2010	
03061N-JQ-3	AMERICREDIT AUTO REC 2005-D-A-A-2		PRINCIPAL RECEIPT		5,416,479	5,416,479	5,400,607	5,400,607		15,872		15,872		5,416,479				61,113	11/06/2008	
030610-AA-7	AMERICREDIT AUTO REC 2006-A-F-A-1		PRINCIPAL RECEIPT		1,247,102	1,247,102	1,247,102	1,247,102						1,247,102				16,989	08/06/2007	
030760-AA-4	AMERIPRISE FINL INC.		VARIOUS		2,574,929	2,555,000	2,554,925	2,554,925		1		1		2,554,926		20,003	20,003	30,501	11/15/2010	
030725-FW-0	AMERIQUEST MTG SECS 2003-5-A4		PRINCIPAL RECEIPT		125,058	125,058	124,160	124,172		886		886		125,058				1,973	07/25/2033	
030725-WP-6	AMERIQUEST MTG SECS 2004-R11		PRINCIPAL RECEIPT		32,691	32,691	32,728	32,728		(37)		(37)		32,691				150	12/25/2034	
030725-TY-1	AMERIQUEST MTG SECS 2004-R8-A-5		PRINCIPAL RECEIPT		687,868	687,868	688,512	688,512		(645)		(645)		687,868				9,357	09/25/2034	
030725-AG-6	AMERIQUEST MTG SECS 2005-R3		PRINCIPAL RECEIPT		89,405	89,405	89,475	89,475		(70)		(70)		89,405				398	05/25/2035	
02582J-CX-6	AMERN EXP CRDT 04-3-A		WACHOVIA BANK		1,520,135	1,545,000	1,571,977	1,566,623		(534)		(534)		1,566,089		(45,954)	(45,954)	9,894	12/15/2011	
02635P-TA-1	AMERN GENL FIN CORP-1 VAR 6/27/		US BANK		2,604,768	2,600,000	2,605,138	2,605,138		(535)		(535)		2,604,603		166	166	37,275	06/27/2008	
031162-AG-5	AMGEN INC NOTES 144A		WACHOVIA BANK		60,957	64,000	63,874	63,904		9		9		63,909		(2,952)	(2,952)	1,266	11/18/2009	
040104-SW-7	ARGENT SECS INC 2006-W3		PRINCIPAL RECEIPT		35,041	35,041	35,024	35,024		16		16		35,041				152	04/25/2036	
045424-CP-6	ASSET SECUR CORP 1996-MD VI-A1C		PRINCIPAL RECEIPT		1,420,305	1,420,305	1,569,216	1,462,633		(42,328)		(42,328)		1,420,305				78,677	11/13/2029	
05948K-VS-5	BA ALTERNATIVE LN TR 2004-10-10B1		VARIOUS		719,930	711,488	716,152	729,293		(1,540)		(1,540)		727,752		(11,822)	(11,822)	6,564	11/25/2034	
05948K-WS-4	BA ALTERNATIVE LN TR 2004-11-10B1		VARIOUS		699,703	695,318	716,557	714,285		(1,577)		(1,577)		712,708		(8,004)	(8,004)	6,443	12/25/2034	
05948K-YR-4	BA ALTERNATIVE LN TR 2005-3-2A1		VARIOUS		394,121	395,883	403,925	403,189		(556)		(556)		402,633		(8,511)	(8,511)	4,560	04/25/2035	
05948K-ZL-6	BA ALTERNATIVE LN TR 2005-4-10B1		PRINCIPAL RECEIPT		102,402	102,402	101,182	101,182		1,220		1,220		102,402				1,649	05/25/2035	
05948K-B3-2	BA ALTERNATIVE LN TR 2005-5-2CB1		VARIOUS		340,484	339,068	346,962	346,850		(368)		(368)		346,482		(5,998)	(5,998)	3,374	06/25/2035	
05948X-S6-9	BA MTG SECS INC 2004-A-1-A-1		VARIOUS		495,836	500,367	498,021	498,054		332		332		498,386		(2,550)	(2,550)	1,885	02/25/2034	
05948X-S9-3	BA MTG SECS INC 2004-A-2A1		VARIOUS		1,577,111	1,628,531	1,628,521	1,625,794		26		26		1,625,820		(48,709)	(48,709)	10,554	02/25/2034	
05949A-JB-7	BA MTG SECS INC 2004-F-2-A-7		PRINCIPAL RECEIPT		79,488	79,488	77,650	77,650		1,838		1,838		79,488				403	07/25/2034	
05949A-H8-6	BA MTG SECS INC 2005-A-2A1		VARIOUS		490,666	500,582	500,573	500,466		18		18		500,485		(9,818)	(9,818)	7,361	02/25/2035	
05949A-W9-7	BA MTG SECS INC 2005-B-2A1		VARIOUS		867,811	888,792	888,781	888,630		(8)		(8)		888,622		(20,811)	(20,811)	9,250	03/25/2035	
05949C-CB-0	BA MTG SECS INC 2005-F-2-A-3		VARIOUS		444,071	451,526	451,949	451,952		(27)		(27)		451,925		(7,854)	(7,854)	7,034	07/25/2035	
059478-AB-3	BAN AM AUTO 05-WF1-A2		PRINCIPAL RECEIPT		2,236,253	2,236,253	2,225,072	2,225,951		10,302		10,302		2,236,253				51,238	06/18/2008	
05947U-FN-3	BANC AMER 02-X1 A3		PRINCIPAL RECEIPT		158,095	158,095	159,344	159,287		(1,191)		(1,191)		158,095				6,574	10/11/2033	
059484-AA-3	BANC AMER AUTO TR 2006-G1		PRINCIPAL RECEIPT		1,428,456	1,428,456	1,428,456	1,428,456						1,428,456				7,216	11/18/2007	
05947U-VJ-4	BANC AMER CMBS 2004-4-A2		VARIOUS		2,440,077	2,525,000	2,519,477	2,519,827		78		78		2,519,905		(79,828)	(79,828)	35,712	07/10/2042	
05947U-XM-5	BANC AMER CMBS 2004-5-A2		BANC/AMERICA SECUR LLC MT		291,539	300,000	301,535	301,460		(8)		(8)		301,452		(9,913)	(9,913)	2,088	11/10/2041	
05947U-C8-9	BANC AMER CMBS 2005-1-A3		MONTGOMERY SECURITIES		1,390,539	1,400,000	1,426,098	1,420,872		(1,028)		(1,028)		1,419,844		(29,305)	(29,305)	11,380	11/10/2042	
05950E-AA-6	BANC AMER CMBS 2006-2-A-1		PRINCIPAL RECEIPT		6,915	6,915	6,981	6,981		(66)		(66)		6,915				32	05/10/2045	
059438-AJ-0	BANC ONE CORP		WACHOVIA BANK		1,030,740	1,000,000	1,108,210	1,052,622		(3,103)		(3,103)		1,049,519		(18,779)	(18,779)	19,000	05/01/2007	
05947U-BH-0	BANC ONE CORP 2000-2-F		VARIOUS		8,932,803	8,122,461	9,004,510	8,985,459		(14,356)		(14,356)		8,971,103		(38,300)	(38,300)	116,107	09/15/2032	
060505-AJ-3	BANK OF AMERICA CORP		BNP PARIBAS SEC CORP/BOND		349,598	350,000	368,624	354,828		(3,932)		(3,932)		350,896		(1,299)	(1,299)	14,455	10/15/2006	
060505-BC-7	BANK OF AMERICA CORP		CARROLL MCENTEE (GOVT)		335,398	350,000	349,717	349,847		12		12		349,860		(14,462)	(14,462)	6,920	05/15/2008	
060505-BJ-7	BANK OF AMERICA CORP		GOLDMAN SACHS		1,809,763	1,850,000	1,827,967	1,828,967		403		403		1,829,370		(19,608)	(19,608)	44,169	08/01/2010	
06423A-AG-8	BANK ONE CORPORATION		GOLDMAN SACHS		7,762,660	7,000,000	7,933,100	7,863,721		(14,212)		(14,212)		7,849,509		(87,349)	(87,349)	283,281	08/01/2010	
06423R-AE-6	BANK ONE ISS 02-A3-A3		WACHOVIA BANK		1,059,877	1,080,000	1,090,716	1,086,112		(107)		(107)		1,086,005		(26,129)	(26,129)	3,554	05/17/2010	
06423E-FM-1	BANK ONE N A NOTES		VARIOUS		2,252,614	2,300,000	2,263,124	2,261,274		13,789		13,789		2,275,063		(22,449)	(22,449)	93,230	01/15/2008	
06423R-BB-1	BANK ONE TRUST		CITIGROUP GLOBAL MKTS/SAL		577,734	600,000	605,906	603,449		(758)		(758)		602,692		(24,958)	(24,958)	12,618	03/15/2011	
06983N-AA-5	BASIC ABS TR 2006-1-A1		PRINCIPAL RECEIPT		232,655	232,655	232,637													

AMENDED-2- ANNUAL STATEMENT FOR THE YEAR 2006 OF THE CITIZENS PROPERTY INSURANCE CORPORATION

SCHEDULE D - PART 4

Showing all Long-Term Bonds and Stocks SOLD, REDEEMED or Otherwise DISPOSED OF During Current Year

1	2	3	4	5	6	7	8	9	10	Change in Book/Adjusted Carrying Value					16	17	18	19	20	21
										11	12	13	14	15						
CUSIP Identification	Description	Foreign	Disposal Date	Name of Purchaser	Number of Shares of Stock	Consideration	Par Value	Actual Cost	Prior Year Book/Adjusted Carrying Value	Unrealized Valuation Increase/(Decrease)	Current Year (Amortization)/ Accretion	Current Year's Other Than Temporary Impairment Recognized	Total Change in B/A. C.V. (11 + 12 - 13)	Total Foreign Exchange Change in B/A. C.V.	Book/ Adjusted Carrying Value at Disposal Date	Foreign Exchange Gain (Loss) on Disposal	Realized Gain (Loss) on Disposal	Total Gain (Loss) on Disposal	Bond Interest/Stock Dividends Received During Year	Maturity Date
073879-UM-8	BEAR STEARNS ASSET BK 2005-A01-1		12/25/2006	PRINCIPAL RECEIPT		399,191	399,191	399,566	399,566	0	(374)	0	(374)	0	399,191	0	0	0	4,437	03/25/2035
07383F-YF-9	BEAR STEARNS CMBS 2004-PWR3-A2		12/12/2006	VARIOUS		8,822,871	9,200,000	8,998,031	9,019,325	0	10,901	0	10,901	0	9,030,226	0	(207,355)	(207,355)	110,460	02/11/2041
073902-CA-4	BEAR STEARNS CO INC NTS		11/15/2006	VARIOUS		1,948,395	1,980,000	2,016,287	1,998,433	0	(6,199)	0	(6,199)	0	1,992,234	0	(43,839)	(43,839)	90,360	01/31/2008
073902-KD-9	BEAR STEARNS CO SER-B		02/06/2006	WACHOVIA BANK		1,123,769	1,150,000	1,149,034	1,149,125	0	17	0	17	0	1,149,142	0	(25,374)	(25,374)	6,395	06/23/2010
073902-BZ-0	BEAR STEARNS COS INC		04/03/2006	WACHOVIA BANK		2,507,425	2,500,000	2,642,525	2,560,220	0	(14,578)	0	(14,578)	0	2,545,643	0	(38,218)	(38,218)	102,521	01/15/2007
073902-BV-9	BEAR STEARNS CO INC NTS		04/06/2006	SCOTT & STRINGFELLOW		196,137	190,000	219,490	203,946	0	(2,220)	0	(2,220)	0	201,727	0	(5,590)	(5,590)	9,551	08/15/2007
07400W-AA-8	BEAR STRNS MTG FDG 2006-SL1-A		12/25/2006	PRINCIPAL RECEIPT		633,996	633,996	633,996	633,996	0	0	0	0	0	633,996	0	0	0	8,469	08/25/2036
079860-AF-9	BELLSOUTH CORP NOTES		08/23/2006	VARIOUS		706,416	735,000	735,000	735,000	0	0	0	0	0	735,000	0	(28,584)	(28,584)	19,542	09/15/2009
084664-AC-5	BERKSHIRE HTHWY 144A		03/21/2006	WACHOVIA BANK		575,646	600,000	608,574	605,341	0	(410)	0	(410)	0	604,931	0	(29,285)	(29,285)	8,944	10/15/2008
055670-AA-1	BMW VEH OWNER TR 2006-A A-1		12/25/2006	PRINCIPAL RECEIPT		3,543,688	3,543,688	3,543,688	3,543,688	0	0	0	0	0	3,543,688	0	0	0	34,600	09/25/2007
097014-AF-1	BOEING CAPITAL CORP		07/18/2006	MONTGOMERY SECURITIES		609,963	610,000	646,222	625,977	0	(7,714)	0	(7,714)	0	618,263	0	(8,299)	(8,299)	32,737	02/15/2007
097014-AJ-3	BOEING CAPITAL CORP		08/23/2006	FIRST TENNESSEE SECURITIE		197,790	200,000	203,310	202,681	0	203	0	203	0	202,055	0	(4,265)	(4,265)	9,579	08/25/2008
10138M-AE-5	BOTTLING GROUP LLC		10/16/2006	VARIOUS		9,435,995	9,500,000	9,500,000	9,500,000	0	0	0	0	0	9,500,000	0	(64,005)	(64,005)	183,001	10/16/2006
110122-AJ-7	BRISTOL MEYERS SQUIBB 144A		02/13/2006	VARIOUS		8,761,950	9,000,000	8,995,950	8,997,772	0	95	0	95	0	8,997,867	0	(235,917)	(235,917)	181,000	08/15/2008
140416-CK-0	CAP ONE AUTO 05-C-A3		12/15/2006	PRINCIPAL RECEIPT		9,299	9,299	9,238	9,238	0	61	0	61	0	9,299	0	0	0	143	07/15/2010
139732-DC-2	CAPITAL AUTO 02-5-A4		03/15/2006	PRINCIPAL RECEIPT		1,706,858	1,706,858	1,706,858	1,706,858	0	33	0	33	0	1,706,858	0	0	0	11,558	04/15/2008
139732-FW-6	CAPITAL AUTO RECV ABN 2006-1		12/15/2006	PRINCIPAL RECEIPT		1,500,892	1,500,892	1,496,729	1,496,729	0	4,163	0	4,163	0	1,500,892	0	0	0	17,246	09/15/2008
139732-FX-4	CAPITAL AUTO RECV ABN 2006-1		12/15/2006	PRINCIPAL RECEIPT		850,208	850,208	850,241	850,241	0	(33)	0	(33)	0	850,208	0	0	0	8,702	09/15/2008
140416-CT-1	CAPITAL ONE AUTO 5.310% 5/15/		12/15/2006	PRINCIPAL RECEIPT		583,766	583,766	583,036	583,036	0	730	0	730	0	583,766	0	0	0	4,584	05/15/2009
14041N-AW-1	CAPITAL ONE MULTI-ASSET 2003-4		07/24/2006	VARIOUS		3,583,188	3,700,000	3,693,208	3,696,162	0	272	0	272	0	3,696,434	0	(113,247)	(113,247)	34,736	07/15/2011
14042C-AA-2	CAPITAL ONE PRIME AUTO 2006-2		12/15/2006	PRINCIPAL RECEIPT		1,794,571	1,794,571	1,794,571	1,794,571	0	0	0	0	0	1,794,571	0	0	0	13,165	10/15/2007
140416-BV-7	CAPITAL ONE-04-B-A3		06/29/2006	VARIOUS		2,977,047	3,000,000	2,960,977	2,976,964	0	11,215	0	11,215	0	2,988,179	0	(11,132)	(11,132)	30,879	04/15/2009
141781-AS-3	CARGILL INC NTS 144A		06/29/2006	VARIOUS		660,409	695,000	674,998	677,307	0	1,903	0	1,903	0	679,210	0	(18,802)	(18,802)	17,414	03/04/2009
143128-AU-0	CARMAX AUTO 02-1-A4		01/15/2006	PRINCIPAL RECEIPT		33,223	33,223	33,869	33,424	0	(201)	0	(201)	0	33,223	0	0	0	117	09/15/2007
14453E-AA-0	CARRINGTON MTG LN 2006-RFC1		12/25/2006	PRINCIPAL RECEIPT		32,139	32,139	32,113	32,113	0	25	0	25	0	32,139	0	0	0	139	09/25/2028
14911R-AE-9	CATERPILLAR FIN SRVC		02/06/2006	CARROLL McENTEE (GOVT)		1,496,145	1,500,000	1,602,000	1,546,251	0	(3,020)	0	(3,020)	0	1,543,231	0	(47,086)	(47,086)	10,563	06/15/2007
149114-BX-7	CATERPILLAR FINL TR 2005-A		12/25/2006	PRINCIPAL RECEIPT		84,728	84,728	84,103	84,103	0	626	0	626	0	84,728	0	0	0	275	02/25/2009
152314-DF-4	CENTEX H/E 01-A-A4		01/25/2006	PRINCIPAL RECEIPT		88,200	88,200	91,724	89,550	0	(1,350)	0	(1,350)	0	88,200	0	0	0	476	07/25/2029
152314-GS-3	CENTEX HM EQ 03-A-M2		12/25/2006	PRINCIPAL RECEIPT		213,712	213,712	213,177	219,018	0	(5,307)	0	(5,307)	0	213,712	0	0	0	12,653	03/25/2033
161505-GM-8	CHASE COMM MTG SECS 2000-3-A2		01/26/2006	WACHOVIA BANK		5,945,156	5,500,000	5,998,438	5,978,159	0	(6,989)	0	(6,989)	0	5,971,170	0	(26,014)	(26,014)	67,091	10/15/2032
161505-DK-5	CHASE COMM MTG SECS 99-2-A2		04/04/2006	GOLDMAN SACHS		1,041,936	990,000	1,122,026	1,055,073	0	(13,921)	0	(13,921)	0	1,041,153	0	784	784	24,941	01/15/2032
161546-FE-1	CHASE FDG MTG 03-3-1		05/20/2006	VARIOUS		678,558	695,000	678,711	684,413	0	2,500	0	2,500	0	686,913	0	(8,355)	(8,355)	7,900	11/25/2029
161546-EY-8	CHASE FNDG 03-2-2M2 VAR 3/25/		12/25/2006	PRINCIPAL RECEIPT		387,497	387,497	387,497	387,497	0	0	0	0	0	387,497	0	0	0	17,626	09/25/2032
161571-AW-4	CHASE ISS 05-A10-A10		02/03/2006	VARIOUS		2,962,969	3,000,000	2,998,860	2,998,902	0	18	0	18	0	2,998,920	0	(35,951)	(35,951)	20,538	12/17/2012
161571-AL-8	CHASE ISSUANCE TRUST 2005-4A A		01/27/2006	CHEMICAL BANK		3,888,273	3,980,000	3,979,737	3,979,349	0	10	0	10	0	3,979,358	0	(91,085)	(91,085)	21,512	01/15/2013
161571-AU-8	CHASE ISSUANCE TRUST 2005-9A A		01/24/2006	VARIOUS		1,000,313	1,000,000	1,000,000	1,000,000	0	0	0	0	0	1,000,000	0	313	313	5,271	11/15/2011
161581-CZ-4	CHASE MAN AUTO OWNER TR 2003-B A-4		12/15/2006	PRINCIPAL RECEIPT		1,299,379	1,299,379	1,288,568	1,294,082	0	5,297	0	5,297	0	1,299,379	0	0	0	22,558	02/16/2010
16162W-AL-3	CHASE MORTGAGE FIN CO 2003-S10 A1		05/25/2006	VARIOUS		350,563	368,616	369,566	369,494	0	(101)	0	(101)	0	369,393	0	(18,829)	(18,829)	8,440	11/25/2018
16162T-7B-6	CHASE MORTGAGE FIN CO 2003-S8-A2		01/31/2006	VARIOUS		631,139	642,535	630,387	630,484	0	206	0	206	0	630,689	0	450	450	5,320	09/25/2018
161546-CX-2	CHASE MTG 02-3-1A6		12/25/2006	PRINCIPAL RECEIPT		47,919	47,919	48,713	48,458	0	(538)	0	(538)	0	47,919	0	0	0	1,226	09/25/2013
16678R-DT-1	CHEVY CHASE FDG 2005-3		12/25/2006	PRINCIPAL RECEIPT		2,328,875	2,328,875	2,329,603	2,329,603	0	(728)	0	(728)	0	2,328,875	0	0	0	25,658	07/25/2036
171232-AG-6	CHUBB CORP NOTES		10/05/2006	VARIOUS		2,790,160	2,800,000	2,816,178	2,813,852	0	(3,931)	0	(3,931)	0	2,809,921	0	(19,761)	(19,761)	95,596	11/16/2007
125564-BM-5	CIT EQUIP-03-VT1-C		08/20/2006	PRINCIPAL RECEIPT		868,832	868,832	862,994	864,356	0	4,476	0	4,476	0	868,832	0	0	0	15,407	02/20/2011
125581-AA-6	CIT GROUP HOLDINGS		01/30/2006	MONTGOMERY SECURITIES		1,026,530	1,000,000	1,097,750	1,044,463	0	(2,799)	0	(2,799)	0	1,041,664	0	(15,134)	(15,134)	24,378	04/02/2007
125581-AE-8	CIT GROUP INC NEW		06/29/2006	CITIBANK		242,218	250,000	248,813	249,413	0	119	0	119	0	249,532	0	(7,314)	(7,314)	6,444	05/08/2008
12560P-DE-8	CIT GROUP INC NOTE		01/05/2006	LEHMAN SPECIAL SECURITIES		2,505,098	2,500,000	2,500,183	2,523,274	0	(186)	0	(186)	0	2,523,088	0	(17,991)	(17,991)	17,656	02/15/2007
17305E-CA-1	CITIBK CRDT 04-A1-A1		09/08/2006	VARIOUS		3,058,367	3,100,000	3,099,132	3,099,689	0	162	0	162	0	3,099,851	0	(41,484)	(41,484)	79,858	01/20/2009
17305E-BV-6	CITIBK CREDIT 03-A8-A8		07/24/2006	CITIGROUP GLOBAL MKTS/SAL		481,250	500,000	497,109	497,891	0	437	0	437	0	498,328	0	(17,078)	(17,078)	16,625	08/15/2010
172973-VT-1	CITICORP MORTGAGE SECS 2004-4-A-3		12/25/2006	PRINCIPAL RECEIPT		202,619	202,619	204,170	203,723	0</										

AMENDED-2- ANNUAL STATEMENT FOR THE YEAR 2006 OF THE CITIZENS PROPERTY INSURANCE CORPORATION

SCHEDULE D - PART 4

Showing all Long-Term Bonds and Stocks SOLD, REDEEMED or Otherwise DISPOSED OF During Current Year

1	2	3	4	5	6	7	8	9	10	Change in Book/Adjusted Carrying Value					16	17	18	19	20	21
										11	12	13	14	15						
CUSIP Identification	Description	Foreign	Disposal Date	Name of Purchaser	Number of Shares of Stock	Consideration	Par Value	Actual Cost	Prior Year Book/Adjusted Carrying Value	Unrealized Valuation Increase/(Decrease)	Current Year (Amortization)/ Accretion	Current Year's Other Than Temporary Impairment Recognized	Total Change in B/A. C.V. (11 + 12 - 13)	Total Foreign Exchange Change in B/A. C.V.	Book/ Adjusted Carrying Value at Disposal Date	Foreign Exchange Gain (Loss) on Disposal	Realized Gain (Loss) on Disposal	Total Gain (Loss) on Disposal	Bond Interest/Stock Dividends Received During Year	Maturity Date
22237L-ND-0	COUNTRYWIDE FINANCIAL		02/27/2006	SOLOMAN BROTHERS		2,066,088	2,100,000	2,108,883	2,105,080		(296)		(296)		2,104,783		(38,695)	(38,695)	13,919	12/19/2007
22237L-NW-8	COUNTRYWIDE HM LNS		07/01/2006	MONTGOMERY SECURITIES		211,188	215,000	209,909	211,722		1,440		1,440		213,162		(1,974)	(1,974)	5,409	02/15/2007
22237L-MQ-2	COUNTRYWIDE HOME LNS		11/28/2006	VARIOUS		8,056,339	8,050,000	8,653,992	8,279,103		(120,173)		(120,173)		8,158,929		(102,590)	(102,590)	393,469	05/15/2007
22237L-LQ-3	COUNTRYWIDE HOME LOAN		08/01/2006	VARIOUS		650,194	650,000	660,247	655,360		(4,381)		(4,381)		650,978		(785)	(785)	32,005	08/01/2006
22541L-AF-0	CRDT SUISSE FST BSTN		07/18/2006	VARIOUS		552,553	560,000	574,240	568,448		(1,739)		(1,739)		566,709		(14,156)	(14,156)	23,325	01/15/2008
17307G-LK-2	CRDT-BASED 04-CB7-AF2		01/31/2006	VARIOUS		2,483,654	2,500,000	2,499,972	2,499,976						2,499,976		(16,323)	(16,323)	15,158	10/25/2034
22540A-JM-1	CSFB COML MTG PTC 1998-C2-A2		12/15/2006	PRINCIPAL RECEIPT		176,141	176,141	197,670	187,691		(11,550)		(11,550)		176,141				6,326	11/15/2030
22540A-ES-3	CSFB MORTGAGE SECS 1997-C2-A3		12/17/2006	PRINCIPAL RECEIPT		361,502	361,502	389,349	381,733		(20,230)		(20,230)		361,502				16,763	11/17/2007
225410-RH-7	CSFB MTG PTC 2003-AR22-2A3		07/25/2006	PRINCIPAL RECEIPT		220,929	220,929	220,583	220,799		130		130		220,929				2,998	09/25/2033
126673-HY-1	CWABS INC 2004-10		12/25/2006	PRINCIPAL RECEIPT		291,683	291,683	286,578	289,516		2,167		2,167		291,683				5,660	10/25/2030
126671-3Y-0	CWABS INC 2004-2-3-A-4		12/25/2006	PRINCIPAL RECEIPT		846,621	846,621	847,282	847,282		(661)		(661)		846,621				12,632	07/25/2034
126673-AZ-5	CWABS INC 2004-6-2-A-2		12/25/2006	PRINCIPAL RECEIPT		368,059	368,059	368,174	368,174		(115)		(115)		368,059				4,703	08/25/2032
126673-ET-5	CWABS INC 2004-8-2-A-2		12/25/2006	PRINCIPAL RECEIPT		1,409,809	1,409,809	1,410,690	1,410,690		(881)		(881)		1,409,809				19,017	11/25/2032
126671-2T-2	CWABS INC 2004-BC1-A1		12/25/2006	PRINCIPAL RECEIPT		5,380,751	5,380,751	5,383,273	5,383,273		(2,522)		(2,522)		5,380,751				82,799	04/25/2034
23242E-AA-7	CWABS INC 2006-13		12/25/2006	PRINCIPAL RECEIPT		418,689	418,689	418,689	418,689						418,689				6,690	02/25/2026
126670-ZK-7	CWABS INC 2006-6		12/25/2006	PRINCIPAL RECEIPT		64,319	64,319	64,299	64,299		20		20		64,319				279	02/25/2027
12667B-AA-2	CWABS INC 2006-SPS2-A		12/25/2006	PRINCIPAL RECEIPT		515,613	515,613	515,613	515,613						515,613				5,478	05/25/2026
12667F-SV-8	CWALT INC 2004-J7-1A2		12/25/2006	PRINCIPAL RECEIPT		226,719	226,719	227,359	227,359		(640)		(640)		226,719				5,072	08/25/2034
12667F-ZR-5	CWALT INC 2005-1CB-2-A-2		12/25/2006	PRINCIPAL RECEIPT		21,733	21,733	21,462	21,462		272		272		21,733				141	03/25/2035
12668A-XF-7	CWALT INC 2005-63-3A1		03/25/2006	VARIOUS		439,967	439,220	442,857	442,855		(103)		(103)		442,752		(2,784)	(2,784)	5,437	11/25/2035
12668B-LC-5	CWALT INC 2006-2CB-A3		12/25/2006	PRINCIPAL RECEIPT		41,946	41,946	42,018	42,018		(72)		(72)		41,946				1,153	03/25/2036
126683-AA-9	CWHEO HEQ LN TR 2006-S5 A-1		12/25/2006	PRINCIPAL RECEIPT		115,849	115,849	115,849	115,849						115,849				914	06/25/2035
126684-AB-5	CWHEO HEQ LN TR 2006-S6		09/27/2006	US BANK		50,031	50,000	50,000	50,000						50,000		32	32	215	03/25/2034
12669F-FM-0	CWHL 2003-R4 1A2A		03/25/2006	VARIOUS		4,221,861	4,236,570	4,236,513	4,236,561		6		6		4,236,567		(14,706)	(14,706)	34,506	03/25/2024
126694-WE-4	CWMS CHL MTG TR 2006-HYB1-1A1		12/20/2006	PRINCIPAL RECEIPT		506,077	506,077	506,077	506,077						506,077				14,323	03/20/2036
12669F-P2-3	CWMS INC 2004-12		12/25/2006	PRINCIPAL RECEIPT		1,791	1,791	1,749	1,749		42		42		1,791				33	08/25/2034
12669F-KS-1	CWMS INC 2004-2-2A1		12/25/2006	PRINCIPAL RECEIPT		285,964	285,964	292,666	292,408		(6,444)		(6,444)		285,964				6,653	02/25/2034
126696-RO-6	CWMS INC 2005-1-2-A-1		12/25/2006	PRINCIPAL RECEIPT		1,557,353	1,557,353	1,559,543	1,559,543		(2,190)		(2,190)		1,557,353				24,314	03/25/2035
126694-UL-0	CWMS INC 2005-31-2-A-1		12/25/2006	PRINCIPAL RECEIPT		154,463	154,463	153,775	153,775		688		688		154,463				1,571	01/25/2036
23383V-CS-7	DAIMLERCHRYSLR 04-C-A3		12/08/2006	PRINCIPAL RECEIPT		311,245	311,245	307,027	307,027		4,219		4,219		311,245				4,188	08/08/2008
23383W-AB-4	DAIMLERCHRYSLER AUTO TR 2006-B		12/08/2006	PRINCIPAL RECEIPT		2,094,920	2,094,920	2,094,115	2,094,115		804		804		2,094,920				24,431	10/08/2008
23383V-BS-8	DAIMLERCHRYSLR 02-3-A4		04/06/2006	PRINCIPAL RECEIPT		48,665	48,665	49,213	48,730		(64)		(64)		48,665				489	12/06/2007
23383V-BZ-2	DAIMLERCHRYSLR 03-A-A4		12/08/2006	VARIOUS		2,385,822	2,392,950	2,376,288	2,376,351		16,586		16,586		2,392,937		(7,115)	(7,115)	14,614	10/08/2009
23383V-CE-8	DAIMLERCHRYSLR 03-B-A4		12/08/2006	PRINCIPAL RECEIPT		994,570	994,570	990,802	992,831		1,739		1,739		994,570				21,318	03/08/2009
251529-AE-3	DEUTSCHE BANK FINL		12/13/2006	MATURITY		245,000	245,000	271,433	253,263		(8,263)		(8,263)		245,000				16,415	12/13/2006
251562-AC-8	DEUTSCHE MTG & ASSET REC 98-1 A2		12/15/2006	VARIOUS		710,278	709,134	757,678	744,955		(28,830)		(28,830)		716,125		(5,847)	(5,847)	23,757	02/15/2008
25243Y-AG-4	DIAGEO CAP PLC		02/07/2006	VARIOUS		1,456,155	1,500,000	1,491,690	1,492,684		153		153		1,492,837		(36,682)	(36,682)	17,318	05/03/2010
25243Y-AF-6	DIAGEO CAP GLOBAL NOTE		09/06/2006	US BANK		1,943,820	2,000,000	1,991,426	1,995,272		1,412		1,412		1,996,684		(52,864)	(52,864)	65,813	03/20/2008
25466K-DY-2	DISCOVER CARD 02-2-A		03/23/2006	WACHOVIA BANK		3,180,994	3,180,000	3,323,677	3,250,217		(12,212)		(12,212)		3,238,005		(57,011)	(57,011)	46,856	10/15/2009
23322B-CJ-5	DLJ COMMERCIAL MTG 1998-CG1-A1B		12/10/2006	PRINCIPAL RECEIPT		177,990	177,990	198,562	190,294		(12,304)		(12,304)		177,990				6,168	06/10/2031
263534-BL-2	EI DUPONT DE NEMOURS		04/06/2006	BEAR STEARNS		567,982	585,000	589,236	586,755		(241)		(241)		586,514		(18,532)	(18,532)	7,788	11/15/2007
253457-AF-5	ELI LILLY & CO NOTES		02/06/2006	WACHOVIA BANK		2,808,092	2,800,000	3,059,056	2,843,778		(7,842)		(7,842)		2,835,935		(27,843)	(27,843)	86,411	07/15/2006
268917-FC-0	EQCC H/E 99-1-A4F		04/20/2006	PRINCIPAL RECEIPT		142,404	142,404	142,032	142,404						142,404				2,696	07/20/2028
294751-DP-4	EQUITY ONE-04-1-AF3		09/25/2006	PRINCIPAL RECEIPT		413,650	413,650	411,065	410,620		3,030		3,030		413,650				4,644	04/25/2034
362334-AT-1	FFMLT TRUST 2006-FF3		12/25/2006	PRINCIPAL RECEIPT		1,035,452	1,035,452	1,035,614	1,035,614		(162)		(162)		1,035,452				15,083	02/25/2036
319963-AE-4	FIRST DATA CORP NOTES		04/06/2006	VARIOUS		1,425,566	1,430,000	1,511,496	1,453,241		(7,306)		(7,306)		1,445,935		(20,369)	(20,369)	29,124	11/01/2006
225415-OV-3	FIRST FRANKLIN MTG 2004-FFB-A1 VR		05/25/2006	PRINCIPAL RECEIPT		628,947	628,947	629,775	628,947						628,947				7,587	06/25/2024
32051D-GB-3	FIRST HORIZON ALT MTG 2004-AA3 A1		12/25/2006	PRINCIPAL RECEIPT		326,503	326,503	333,288	332,526		(6,024)		(6,024)		326,503				8,833	09/25/2034
32113J-BR-5	FIRST NLC TRUST 2005-3		12/25/2006	PRINCIPAL RECEIPT		15,592	15,592	15,594	15,594		(2)		(2)		15,592				70	12/25/2035
337358-AV-7	FIRST UN CORP		08/23/2006	VARIOUS		429,805	420,000	455,541	447,567		(3,863)		(3,863)		443,705		(13,900)	(13,900)	24,480	01/15/2009
33736L-AC-9	FIRST UNION-LEHMAN BROS 97-C1-A-3		10/18/2006	PRINCIPAL RECEIPT		340,777	340,777	381,483	354,685		(13,908)		(13,908)		340,777				15,550	04/18/2029
33736T-AB-2	FIRST UNION-LEHMAN BROS 98-C2-A2		12/18/2006	VARIOUS		964,824	959,543	1,063,178	1,012,717		(39,953)</									

AMENDED-2- ANNUAL STATEMENT FOR THE YEAR 2006 OF THE CITIZENS PROPERTY INSURANCE CORPORATION

SCHEDULE D - PART 4

Showing all Long-Term Bonds and Stocks SOLD, REDEEMED or Otherwise DISPOSED OF During Current Year

1	2	3	4	5	6	7	8	9	10	Change in Book/Adjusted Carrying Value					16	17	18	19	20	21
										11	12	13	14	15						
CUSIP Identification	Description	Foreign Disposal Date	Name of Purchaser	Number of Shares of Stock	Consideration	Par Value	Actual Cost	Prior Year Book/Adjusted Carrying Value	Unrealized Valuation Increase/(Decrease)	Current Year (Amortization)/ Accretion	Current Year's Other Than Temporary Impairment Recognized	Total Change in B/A. C.V. (11 + 12 - 13)	Total Foreign Exchange Change in B/A. C.V.	Book/ Adjusted Carrying Value at Disposal Date	Foreign Exchange Gain (Loss) on Disposal	Realized Gain (Loss) on Disposal	Total Gain (Loss) on Disposal	Bond Interest/Stock Dividends Received During Year	Maturity Date	
369622-FL-4	GENERAL ELE CAP NTS	01/06/2006	WACHOVIA BANK		1,114,751	1,100,000	1,230,691	1,130,761		(505)		(505)		1,130,256		(15,505)	(15,505)	13,903	11/01/2006	
369626-B7-8	GENERAL ELECTRIC WTN	04/06/2006	VARIOUS		4,757,649	4,920,000	4,939,902	4,930,045		(595)		(595)		4,929,450		(171,801)	(171,801)	61,276	05/01/2008	
369626-D6-8	GENERAL ELECTRIC WTN	08/23/2006	CITIGROUP GLOBAL MKTS/SAL		314,320	320,000	319,811	319,920		31		31		319,951		(5,631)	(5,631)	11,604	08/15/2007	
369626-XR-0	GENL ELECTRIC CAP CORP	09/14/2006	US BANK		6,562,376	6,575,000	6,660,956	6,601,413		(16,428)		(16,428)		6,584,985		(22,609)	(22,609)	359,799	02/15/2007	
37247D-AD-8	GENWORTH FINL INC	07/01/2006	VARIOUS		710,191	725,000	742,291	738,775		(1,172)		(1,172)		737,603		(27,412)	(27,412)	12,411	06/15/2009	
36161R-AA-7	GFCM COML MTG 2003-1-A1 144	08/12/2006	PRINCIPAL RECEIPT		425,866	425,866	425,729	425,721		145		145		425,866				4,827	09/15/2009	
361849-ZR-6	GMAC Com Mtg 2003-C3-A2	08/03/2006	GOLDMAN SACHS & CO.		270,583	280,000	283,938	282,622		(680)		(680)		281,942		(11,359)	(11,359)	8,113	04/10/2040	
361849-GX-4	GMAC COML MTG SECS 1999-C3 A1B	12/15/2006	PRINCIPAL RECEIPT		633,625	633,625	713,249	690,938		(57,313)		(57,313)		633,625				20,992	08/15/2036	
361849-ET-5	GMAC COML MTG SECS 1999-C1 A2	12/15/2006	PRINCIPAL RECEIPT		230,618	230,618	246,958	242,012		(11,394)		(11,394)		230,618				8,012	05/15/2033	
361849-MK-5	GMAC COML MTG SECS 2000-C2-A2	04/04/2006	MERRILL LYNCH		1,156,373	1,085,000	1,184,006	1,179,711		(5,534)		(5,534)		1,174,178		(17,805)	(17,805)	28,310	08/16/2033	
361849-C6-7	GMAC COML MTG SECS 2004-C1-A2	02/01/2006	ALEX BROWN		8,225,410	8,500,000	8,575,703	8,558,198		(1,243)		(1,243)		8,556,954		(331,544)	(331,544)	62,924	03/10/2038	
361849-F3-1	GMAC COML MTG SECS 2004-C2-A-2	02/01/2006	ALEX BROWN		835,025	850,000	837,250	837,694		206		206		837,900		(2,874)	(2,874)	7,305	08/10/2038	
361849-DY-5	GMAC COMM 98-C2-A2	02/16/2006	VARIOUS		495,457	483,872	525,492	510,445		(1,401)		(1,401)		509,044		(13,587)	(13,587)	7,138	05/15/2035	
38012T-AA-0	GMACM HEQ LN TR 2006-HE3	12/25/2006	PRINCIPAL RECEIPT		408,043	408,043	408,043	408,043						408,043				5,051	10/25/2036	
36185M-GN-5	GMACM MTG LN TR 2005-AR2 2A	12/25/2006	VARIOUS		6,093,600	6,195,851	6,188,831	6,188,544		425		425		6,188,969		(95,369)	(95,369)	105,055	05/25/2035	
36185M-GO-8	GMACM MTG LN TR 2005-AR2 4A	12/25/2006	PRINCIPAL RECEIPT		15,800	15,800	15,458	15,458		342		342		15,800				387	05/25/2035	
36185M-TB-0	GMACM MTG LN TR 2005-AR3 A1	12/19/2006	VARIOUS		1,926,380	1,945,576	1,945,424	1,945,324		(49)		(49)		1,945,275		(18,895)	(18,895)	75,823	06/19/2035	
38142E-AR-9	GOLDMAN SACH GRP 144A	02/15/2006	MATURITY		600,000	600,000	649,650	603,368		(3,388)		(3,388)		600,000				20,250	02/15/2006	
38141G-CS-1	GOLDMAN SACHS GROUP	08/23/2006	VARIOUS		830,458	845,000	872,790	857,836		(1,732)		(1,732)		856,104		(25,646)	(25,646)	28,239	01/15/2008	
38143U-AA-9	GOLDMAN SACHS GROUP	03/10/2006	GOLDMAN SACHS		9,206,567	9,550,000	9,648,225	9,610,337		(4,136)		(4,136)		9,606,201		(399,634)	(399,634)	240,465	01/15/2009	
38143U-AV-3	GOLDMAN SACHS GROUP	03/24/2006	WACHOVIA BANK		1,014,949	1,000,000	1,000,000	1,000,000						1,000,000		14,949	14,949	12,802	09/29/2014	
38141G-EF-7	GOLDMAN SACHS GROUP INC	01/26/2006	WACHOVIA BANK		1,489,725	1,500,000	1,496,790	1,496,790		14		14		1,496,804		(7,079)	(7,079)	2,917	01/15/2011	
38143U-BE-0	GOLDMAN SACHS GROUP LP	02/06/2006	MONTGOMERY SECURITIES		1,811,491	1,860,000	1,854,481	1,854,944		99		99		1,855,043		(43,552)	(43,552)	12,090	06/15/2010	
39538R-AA-7	GREENPOINT MTA TR 2005-AR1	12/25/2006	PRINCIPAL RECEIPT		1,426,595	1,426,595	1,427,765	1,427,765		(1,170)		(1,170)		1,426,595				20,275	06/25/2045	
396789-FP-9	GREENWICH 04-GG1-A3	04/04/2006	VARIOUS		3,652,031	3,750,000	3,822,416	3,803,482		(4,179)		(4,179)		3,799,303		(147,272)	(147,272)	54,029	06/10/2036	
36228F-AA-4	GS MORTGAGE SECS CORP 1998-1 A 144	12/19/2006	PRINCIPAL RECEIPT		52,465	52,465	56,925	57,807		(5,342)		(5,342)		52,465				2,127	09/19/2027	
362341-Z2-8	GSAA HEQ TR 2006-1	12/25/2006	PRINCIPAL RECEIPT		737,820	737,820	737,820	737,820		(231)		(231)		737,820				10,900	01/25/2036	
362334-NA-8	GSAA HEQ TR 2006-7	12/25/2006	PRINCIPAL RECEIPT		2,464,986	2,464,986	2,464,794	2,464,794		193		193		2,464,986				40,308	03/25/2046	
362341-3A-5	GSAMP TRUST 2006-S1	12/25/2006	PRINCIPAL RECEIPT		22,749	22,749	22,749	22,735		14		14		22,749				99	11/25/2035	
362334-HK-3	GSAMP TRUST 2006-S2	12/25/2006	PRINCIPAL RECEIPT		37,575	37,575	37,575	37,575		18		18		37,575				163	01/25/2036	
36228F-CL-8	GSMPM MORTGAGE 1999-3 A 144A	12/19/2006	PRINCIPAL RECEIPT		68,745	68,745	75,201	74,885		(6,140)		(6,140)		68,745				2,700	08/19/2029	
36242D-JQ-7	GSMPM MTG LN TR 2004-4-1AF 144	12/25/2006	PRINCIPAL RECEIPT		244,577	244,577	244,882	244,882		(306)		(306)		244,577				3,357	05/25/2038	
36242D-XK-4	GSMPM MTG LN TR 2005-RP1 1A3 144A	12/25/2006	PRINCIPAL RECEIPT		63,018	63,018	67,673	67,697		(4,680)		(4,680)		63,018				2,473	01/25/2035	
36242D-XL-2	GSMPM MTG LN TR 2005-RP1 1A4 144	12/25/2006	PRINCIPAL RECEIPT		160,125	160,125	175,111	174,700		(14,575)		(14,575)		160,125				6,557	01/25/2035	
36228F-CG-9	GSMPM MTG LN TR 99-2 A 144	12/19/2006	PRINCIPAL RECEIPT		71,382	71,382	77,360	78,589		(7,208)		(7,208)		71,382				2,678	09/19/2027	
36229R-LP-2	GSR MTG LN 04-2F-9A1	02/25/2006	VARIOUS		192,054	191,291	197,672	195,766		(623)		(623)		195,143		(3,089)	(3,089)	2,333	09/25/2019	
36242D-EQ-2	GSR MTG TR 2004-10F 2A1	12/25/2006	VARIOUS		1,422,565	1,455,835	1,482,109	1,476,886		(7,373)		(7,373)		1,469,513		(46,948)	(46,948)	27,915	08/25/2034	
362341-WJ-4	GSR MTG TR 2005-8F 7A1	12/25/2006	PRINCIPAL RECEIPT		1,314,412	1,314,412	1,308,250	1,308,361		6,051		6,051		1,314,412				40,631	10/25/2020	
41161P-GH-0	HARBORVIEW MTG LN TR 2004-7 2A2	12/19/2006	PRINCIPAL RECEIPT		292,416	292,416	291,948	291,843		573		573		292,416				5,529	11/19/2034	
41161P-WT-6	HARBORVIEW MTG LN TR 2005-14 2A1A	12/19/2006	VARIOUS		9,322,349	9,386,153	9,384,687	9,384,767		133		133		9,384,900		(62,551)	(62,551)	171,310	12/19/2035	
41283A-CB-3	HARLEY-DAVIDSON MOTORCYCLE TR	06/29/2006	VARIOUS		3,093,135	3,130,000	3,129,450	3,129,474		60		60		3,129,534		(36,399)	(36,399)	54,217	06/15/2012	
41283A-AS-8	HARLEY-DAVIDSON MTR TR 2002-2	12/15/2006	PRINCIPAL RECEIPT		410,909	410,909	405,852	405,852		5,056		5,056		410,909				2,635	06/15/2010	
41283A-BU-2	HARLEY-DAVIDSON MTR TR 2005-2	12/15/2006	PRINCIPAL RECEIPT		805,342	805,342	797,226	797,226		8,116		8,116		805,342				6,512	01/15/2010	
41283A-BP-3	HARLEY-DVDSN 04-3-A2	02/03/2006	FIRST BOSTON		1,687,109	1,750,000	1,749,643	1,749,782		9		9		1,749,792		(62,682)	(62,682)	8,089	05/15/2012	
42805R-AP-4	HERTZ VEH 05-2A-A2	06/29/2006	LEHMAN SPECIAL SECURITIES		337,884	345,000	344,980	344,980		3		3		344,983		(7,099)	(7,099)	8,929	02/25/2010	
U42810-AP-3	HERTZ VEHICLE 05-2X-A2	02/03/2006	FIRST BOSTON		1,363,792	1,370,000	1,369,921	1,369,922		3		3		1,369,925		(6,133)	(6,133)	8,630	02/25/2010	
432857-AA-8	HILTN HTLS-00-HLTA-A1	10/13/2006	VARIOUS		174,943	169,535	186,608	183,525		(5,463)		(5,463)		178,062		(3,119)	(3,119)	9,854	10/03/2015	
437076-AJ-1	HOME DEPOT INC NTS	02/06/2006	FIRST BOSTON		1,501,275	1,500,000	1,637,655	1,511,851		(4,593)		(4,593)		1,507,258		(5,983)	(5,983)	28,219	04/01/2007	
43812L-AC-5	HONDA AUTO 05-4-A3	03/23/2006	CHEMICAL BANK		321,090	325,000	324,985	324,987		2		2		324,989		(3,899)	(3,899)	3,906	05/21/2009	
43811P-AD-5	HONDA AUTO REC - 02-4	03/15/2006	VARIOUS		612,932	613,996	613,948	613,987		3		3		613,991		(1,059)	(1,059)	3,883	03/17/2008	
43812G-AD-4	HONDA AUTO RECV 2003-3	12/21/2006	PRINCIPAL RECEIPT		555,330	555,330	549,929	549,929		5,401		5,401		555,330				3,137	11/21/2008	
43812M-AB-5	HONDA AUTO RECV 2005-5	12/15/2006	PRINCIPAL RECEIPT		382,387	382,387	381,461	381,461	</											

AMENDED-2- ANNUAL STATEMENT FOR THE YEAR 2006 OF THE CITIZENS PROPERTY INSURANCE CORPORATION

SCHEDULE D - PART 4

Showing all Long-Term Bonds and Stocks SOLD, REDEEMED or Otherwise DISPOSED OF During Current Year

1	2	3	4	5	6	7	8	9	10	Change in Book/Adjusted Carrying Value					16	17	18	19	20	21
										11	12	13	14	15						
CUSIP Identification	Description	Foreign Disposal Date	Disposal Date	Name of Purchaser	Number of Shares of Stock	Consideration	Par Value	Actual Cost	Prior Year Book/Adjusted Carrying Value	Unrealized Valuation Increase/(Decrease)	Current Year (Amortization)/Accretion	Current Year's Other Than Temporary Impairment Recognized	Total Change in B/A, C.V. (11 + 12 - 13)	Total Foreign Exchange Change in B/A, C.V.	Book/ Adjusted Carrying Value at Disposal Date	Foreign Exchange Gain (Loss) on Disposal	Realized Gain (Loss) on Disposal	Total Gain (Loss) on Disposal	Bond Interest/Stock Dividends Received During Year	Maturity Date
45254N-RZ-3	IMPAC CMB TR 2004-4 1M5		12/25/2006	PRINCIPAL RECEIPT		291,700	291,700	291,700	291,700	0	0	0	0	0	291,700	0	0	0	8,574	09/25/2034
45254T-RX-4	IMPAC SECD ASSETS TR 2005-1		12/25/2006	PRINCIPAL RECEIPT		1,272,126	1,272,126	1,272,921	1,272,921	0	(795)	0	(795)	0	1,272,126	0	0	0	18,169	07/25/2035
437089-AB-1	INDYMAC H/E 06-1-A2		05/24/2006	GOLDMAN SACHS		99,973	100,000	100,000	100,000	0	0	0	0	100,000	0	(27)	(27)	945	05/25/2036	
45660L-W2-1	INDYMAC MBS 2005-AR31 1A2		12/25/2006	PRINCIPAL RECEIPT		1,111,971	1,111,971	1,106,107	1,106,152	0	5,818	0	5,818	0	1,111,971	0	0	0	33,117	01/25/2036
459745-EW-1	INTERNATIONAL LEASE FIN CORP		09/14/2006	US BANK		5,000,250	5,000,000	4,965,200	4,993,835	0	5,471	0	5,471	0	4,999,306	0	944	944	266,736	10/15/2006
45974V-ZR-2	INTERNATIONAL LEASE FIN CORP		08/23/2006	VARIOUS		807,726	825,000	824,279	824,674	0	133	0	133	0	824,806	0	(17,081)	(17,081)	20,229	05/03/2007
459745-FH-7	INTL LEASE FIN CORP		02/09/2006	FIRST BOSTON		3,006,416	3,050,000	3,149,217	3,101,123	0	(2,215)	0	(2,215)	0	3,098,909	0	(92,493)	(92,493)	39,269	05/01/2008
459745-FH-3	INTL LEASE FIN CORP		05/23/2006	VARIOUS		2,497,231	2,500,000	2,493,025	2,498,573	0	1,216	0	1,216	0	2,499,789	0	(2,558)	(2,558)	32,773	05/23/2006
459745-FM-2	INTL LEASE FIN CORP		01/30/2006	WACHOVIA BANK		1,972,460	2,000,000	2,026,480	2,019,319	0	(408)	0	(408)	0	2,018,911	0	(46,451)	(46,451)	55,681	07/01/2009
45974V-ZW-1	INTL LEASE FIN CORP		05/19/2006	SOLOMAN BROTHERS		984,240	1,000,000	988,270	988,958	0	1,662	0	1,662	0	990,620	0	(6,380)	(6,380)	22,097	06/02/2008
459745-FP-5	INTL LEASE FINANCE CORP		02/02/2006	GOLDMAN SACHS		2,475,200	2,500,000	2,488,625	2,490,090	0	179	0	179	0	2,490,268	0	(15,068)	(15,068)	38,899	04/15/2010
465410-BE-7	ITALY (REPUB OF) BDS		03/31/2006	MATURITY		2,450,000	2,450,000	2,444,292	2,449,536	0	464	0	464	0	2,450,000	0	0	0	30,625	03/31/2006
46625H-AV-2	J P MORGAN CHASE & CO		04/06/2006	SOLOMAN BROTHERS		1,223,675	1,250,000	1,246,300	1,248,359	0	200	0	200	0	1,248,559	0	(24,884)	(24,884)	34,167	02/01/2008
617059-GD-6	J P MORGAN COM MTG 99-C8-A1		04/15/2006	VARIOUS		153,180	153,180	160,456	160,120	0	(6,940)	0	(6,940)	0	153,180	0	(1)	(1)	10,710	07/15/2031
46625V-F6-5	JP MORGAN COM MTG 2006-FL1-A1A 144		12/15/2006	PRINCIPAL RECEIPT		86,549	86,549	86,564	86,564	0	(15)	0	(15)	0	86,549	0	0	0	1,129	02/15/2020
617059-JH-4	JP MORGAN COM MTG PTC 2000-C10-A2		04/15/2006	VARIOUS		992,633	940,000	1,071,086	1,029,075	0	(9,880)	0	(9,880)	0	1,019,215	0	(26,582)	(26,582)	24,326	08/15/2032
46625Y-YR-4	JP MORGAN COM MTG PTC 2003-PM1-A1		03/12/2006	VARIOUS		4,930,578	5,034,331	5,012,699	5,016,328	0	2,923	0	2,923	0	5,019,251	0	(88,673)	(88,673)	40,135	08/12/2040
46626L-BE-9	JP MORGAN MTG ACQ 2005-WMC1		12/25/2006	PRINCIPAL RECEIPT		2,526,940	2,526,940	2,527,419	2,527,419	0	(479)	0	(479)	0	2,526,940	0	0	0	32,644	09/25/2035
46628M-AC-0	JP MORGAN MTG ACQ 2006-CW1		12/25/2006	PRINCIPAL RECEIPT		1,483,173	1,483,173	1,483,057	1,483,057	0	116	0	116	0	1,483,173	0	0	0	22,008	07/25/2028
46629B-AA-7	JP MORGAN MTG ACQ 2006-CW2		12/25/2006	PRINCIPAL RECEIPT		853,879	853,879	853,879	853,879	0	0	0	0	0	853,879	0	0	0	10,561	01/25/2036
46629M-AC-7	JP MORGAN MTG ACQ 2006-RM1-A-2		12/25/2006	PRINCIPAL RECEIPT		119,021	119,021	119,021	119,021	0	0	0	0	0	119,021	0	0	0	841	02/25/2031
46624T-YM-9	JP MORGAN MTG TR 2005-A8		12/25/2006	PRINCIPAL RECEIPT		27,780	27,780	27,480	27,480	0	300	0	300	0	27,780	0	0	0	115	11/25/2035
46625H-BX-7	JPM CHASE		01/30/2006	WACHOVIA BANK		1,152,036	1,200,000	1,170,684	1,175,622	0	483	0	483	0	1,176,105	0	(24,069)	(24,069)	15,200	10/02/2009
46625H-DC-1	JPMORGAN CHASE & C VAR 1/17/		11/15/2006	BEAR, STEARNS SECURITIES		3,209,555	3,200,000	3,207,398	3,207,398	0	(878)	0	(878)	0	3,206,520	0	3,035	3,035	105,085	01/17/2011
49326E-DS-9	KEYCORP NOTES		06/01/2006	VARIOUS		2,742,094	2,800,000	2,801,008	2,800,397	0	(111)	0	(111)	0	2,800,286	0	(58,192)	(58,192)	52,059	02/27/2007
515110-AJ-3	LANDWIRTSCH RENTENBAN		01/30/2006	WACHOVIA BANK		730,313	750,000	746,025	747,591	0	106	0	106	0	747,696	0	0	0	7,313	10/12/2007
501773-BZ-7	LB COML MTG96-C4-A1A 5.87%		04/15/2006	PRINCIPAL RECEIPT		203,563	203,563	213,237	203,166	0	(1,604)	0	(1,604)	0	203,563	0	0	0	2,016	08/15/2035
52521T-JH-4	LB COMMERCIAL MTG 2006-LLFC5-C 144		12/15/2006	PRINCIPAL RECEIPT		101,373	101,373	101,373	101,373	0	0	0	0	0	101,373	0	0	0	1,247	09/15/2021
52108H-LG-7	LB-UBS CMBS 2002-C4-A3		12/15/2006	PRINCIPAL RECEIPT		68,572	68,572	66,612	66,612	0	1,881	0	1,881	0	68,572	0	0	0	1,808	09/15/2026
52108H-PK-4	LB-UBS CMBS 2003-C1-A1		12/15/2006	PRINCIPAL RECEIPT		1,268,499	1,268,499	1,255,071	1,258,492	0	10,007	0	10,007	0	1,268,499	0	0	0	18,330	03/15/2027
52108H-E2-6	LB-UBS CMBS 2004-C4-A2		12/12/2006	BNP PARIBAS SEC CORP/BOND		742,500	750,000	773,672	767,631	0	(5,104)	0	(5,104)	0	762,527	0	(20,027)	(20,027)	34,633	06/15/2029
52108H-P3-2	LB-UBS CMBS 2004-C7-A2		02/01/2006	VARIOUS		8,646,150	8,975,000	9,016,720	9,007,559	0	(670)	0	(670)	0	9,006,888	0	(360,738)	(360,738)	54,738	10/15/2029
52108H-U3-6	LB-UBS CMBS 2004-C8-A2		02/01/2006	LEHMAN SPECIAL SECURITIES		920,795	950,000	919,273	920,522	0	580	0	580	0	921,103	0	(308)	(308)	6,097	12/15/2029
52108H-GT-6	LB-UBS CMBS 2005-C5-A2		01/27/2006	MONTGOMERY SECURITIES		401,567	405,000	407,022	406,799	0	(35)	0	(35)	0	406,765	0	(5,198)	(5,198)	2,748	09/15/2030
52108M-AB-9	LB-UBS MTG 05-C7		02/01/2006	VARIOUS		6,484,004	6,500,000	6,512,188	6,511,938	0	(188)	0	(188)	0	6,511,749	0	(27,746)	(27,746)	50,676	11/15/2030
524908-DD-9	LEHMAN BROS HLDGS INC		05/15/2006	MATURITY		6,000,000	6,000,000	6,030,000	6,002,557	0	(2,557)	0	(2,557)	0	6,000,000	0	0	0	187,500	05/15/2006
52517P-A3-5	LEHMAN BROS HLDGS INC		04/03/2006	WACHOVIA BANK		938,213	975,000	973,635	973,749	0	63	0	63	0	973,812	0	(35,599)	(35,599)	32,053	07/26/2010
52517P-OM-6	LEHMAN BROS HLDGS INC		01/06/2006	WACHOVIA BANK		1,703,224	1,675,000	1,910,062	1,721,492	0	(960)	0	(960)	0	1,720,532	0	(17,308)	(17,308)	45,365	09/01/2006
524908-JA-9	LEHMAN BROTHERS		03/21/2006	CHEMICAL BANK		289,050	300,000	298,683	299,889	0	58	0	58	0	299,347	0	(10,297)	(10,297)	6,621	08/07/2008
52517P-XU-0	LEHMAN BROTHERS		12/08/2006	VARIOUS		2,009,748	2,000,000	2,003,790	2,021,088	0	9,274	0	9,274	0	2,030,362	0	(20,614)	(20,614)	75,620	11/10/2009
524908-FD-7	LEHMAN BROTHERS HOLDINGS		08/23/2006	BEAR STEARNS & CO INC		309,270	315,000	315,277	315,198	0	(60)	0	(60)	0	315,138	0	(5,867)	(5,867)	13,860	01/22/2008
52520M-BU-6	LEHMAN MTG TR 2005-2 2A3		12/25/2006	PRINCIPAL RECEIPT		64,159	64,159	64,340	64,335	0	(176)	0	(176)	0	64,159	0	0	0	1,931	12/25/2035
86359D-MU-8	LEHMAN XS TRUST 2005-2 2-A1A		12/25/2006	PRINCIPAL RECEIPT		628,326	628,326	628,326	628,326	0	0	0	0	0	628,326	0	0	0	9,963	08/25/2035
52522H-AH-5	LEHMAN XS TRUST 2006-8		12/25/2006	PRINCIPAL RECEIPT		1,535,356	1,535,356	1,534,156	1,534,156	0	1,200	0	1,200	0	1,535,356	0	0	0	20,047	06/25/2036
542515-AA-9	LONG BEACH MTG LN TR 2006-A		12/25/2006	PRINCIPAL RECEIPT		2,664,758	2,664,758	2,664,862	2,664,862	0	(104)	0	(104)	0	2,664,758	0	0	0	37,248	05/25/2036
55255P-AP-5	M & I AUTO 03-1-A4		01/30/2006	SOLOMAN BROTHERS		1,953,750	2,000,000	1,994,609	1,996,416	0	77	0	77	0	1,996,493	0	(42,743)	(42,743)	6,765	04/20/2009
575800-AD-9	MASSACHUSETTS-05-1-A3		03/10/2006	VARIOUS		2,901,328	3,000,000	2,911,875	2,912,823	0	2,160	0	2,160	0	2,914,983	0	(13,655)	(13,655)	51,051	09/15/2013
57643L-EE-2	MASTR ASSET TR 2004-HE1		12/25/2006	PRINCIPAL RECEIPT		690,270	690,270	691,187	691,187	0	(917)	0	(917)	0	690,270	0	0	0	4,769	09/25/2034
576433-XE-1	MASTR ADJ MTG 2005-1 7A1		12/25/2006	PRINCIPAL RECEIPT	</															

AMENDED-2- ANNUAL STATEMENT FOR THE YEAR 2006 OF THE CITIZENS PROPERTY INSURANCE CORPORATION

SCHEDULE D - PART 4

Showing all Long-Term Bonds and Stocks SOLD, REDEEMED or Otherwise DISPOSED OF During Current Year

1	2	3	4	5	6	7	8	9	10	Change in Book/Adjusted Carrying Value					16	17	18	19	20	21	
										11	12	13	14	15							
CUSIP Identification	Description	Foreign	Disposal Date	Name of Purchaser	Number of Shares of Stock	Consideration	Par Value	Actual Cost	Prior Year Book/Adjusted Carrying Value	Unrealized Valuation Increase/(Decrease)	Current Year (Amortization)/Accretion	Current Year's Other Than Temporary Impairment Recognized	Total Change in B/A. C.V. (11 + 12 - 13)	Total Foreign Exchange Change in B/A. C.V.	Book/ Adjusted Carrying Value at Disposal Date	Foreign Exchange Gain (Loss) on Disposal	Realized Gain (Loss) on Disposal	Total Gain (Loss) on Disposal	Bond Interest/Stock Dividends Received During Year	Maturity Date	
59020U-3V-5	ML MTG INV TR 2006-MMC1		12/25/2006	PRINCIPAL RECEIPT		46,742	46,742	47,195	47,195	0	(453)	0	(453)	0	46,742	0	0	0	0	205	01/25/2037
59020U-RK-3	ML MTG INVESTORS 2005-NC1		12/25/2006	PRINCIPAL RECEIPT		675,217	675,217	675,745	675,745	0	(527)	0	(527)	0	675,217	0	0	0	0	1,145	10/25/2035
59020U-T6-2	ML MTG INVESTORS 2005-NCB-A1A		12/25/2006	PRINCIPAL RECEIPT		148,085	148,085	148,085	148,085	0	0	0	0	0	148,085	0	0	0	0	4,148	07/25/2036
59020U-SK-2	ML MTG INVS INC 2005 A2		03/25/2006	VARIOUS		4,261,903	4,357,366	4,326,728	4,325,854	0	2,473	0	2,473	0	4,328,327	0	(66,424)	(66,424)	60,257	02/25/2035	
59022H-EU-2	ML MTG TRUST 2004-BPC1-A2		02/01/2006	WACHOVIA BANK		8,210,801	8,500,000	8,546,388	8,535,935	0	(767)	0	(767)	0	8,535,168	0	(324,367)	(324,367)	62,479	10/12/2041	
59022H-JH-6	ML MTG TRUST 2005-CIP1-A2		01/27/2006	GREENWICH CAPITAL		873,744	880,000	884,831	884,325	0	(80)	0	(80)	0	884,245	0	(10,502)	(10,502)	7,275	07/12/2038	
598929-MF-2	ML MTGE INVESTORS 1996-C2-B		07/21/2006	PRINCIPAL RECEIPT		1,000,000	1,000,000	1,117,617	1,025,138	0	(25,138)	0	(25,138)	0	1,000,000	0	0	0	34,354	11/21/2028	
59020U-BW-4	MLCC MORTGAGE 04-B-A3		02/25/2006	VARIOUS		242,969	240,783	248,790	249,037	0	(704)	0	(704)	0	248,333	0	(5,364)	(5,364)	2,616	05/25/2029	
615322-AN-4	MONUMENTAL GLOBL 144A		02/09/2006	FIRST BOSTON		3,903,760	4,000,000	4,093,640	4,050,996	0	(2,406)	0	(2,406)	0	4,048,590	0	(144,830)	(144,830)	68,872	03/03/2008	
356486-AA-8	MORGAN STAN 01-FRMA-A1 VAR 7/12/		12/12/2006	PRINCIPAL RECEIPT		81,246	81,246	81,649	81,649	0	(403)	0	(403)	0	81,246	0	0	0	1,157	07/12/2016	
617446-HB-8	MORGAN STAN-DN WITTER		04/06/2006	SCOTT & STRINGFELLOW		220,990	220,000	233,295	226,232	0	(1,297)	0	(1,297)	0	224,935	0	(3,945)	(3,945)	6,593	04/01/2007	
61747R-AJ-9	MORGAN STANLEY AUTO 2004-HB1		12/15/2006	PRINCIPAL RECEIPT		594,243	594,243	580,130	580,130	0	14,113	0	14,113	0	594,243	0	0	0	9,352	10/15/2011	
61746W-OE-3	MORGAN STANLEY CAP 2002-IQ2-A3		12/15/2006	PRINCIPAL RECEIPT		135,984	135,984	137,939	137,847	0	(1,863)	0	(1,863)	0	135,984	0	0	0	6,996	12/15/2035	
61746W-WS-5	MORGAN STANLEY CAP 2002-IQ3-A1		03/15/2006	VARIOUS		4,944,981	5,007,558	5,030,249	5,030,824	0	(3,788)	0	(3,788)	0	5,027,037	0	(82,055)	(82,055)	42,381	09/15/2037	
61745W-WB-5	MORGAN STANLEY CAP 2004-1 1-A-8		12/25/2006	PRINCIPAL RECEIPT		413,432	413,432	419,602	418,455	0	(5,022)	0	(5,022)	0	413,432	0	0	0	11,343	11/25/2018	
61745W-WZ-2	MORGAN STANLEY CAP 2004-HQ3-A2		02/01/2006	VARIOUS		8,163,320	8,500,000	8,262,188	8,302,170	0	3,940	0	3,940	0	8,306,109	0	(142,789)	(142,789)	62,156	01/13/2041	
61745W-S8-7	MORGAN STANLEY CAP 2004-HQ4-A3		02/01/2006	ALEX BROWN		8,246,328	8,500,000	8,617,871	8,591,734	0	(1,913)	0	(1,913)	0	8,589,822	0	(343,493)	(343,493)	64,765	04/14/2040	
617455-AA-8	MORGAN STANLEY CAP 2006-XLF-A1 144		12/15/2006	PRINCIPAL RECEIPT		1,357,017	1,357,017	1,357,017	1,357,017	0	0	0	0	0	1,357,017	0	0	0	23,462	07/15/2019	
61745W-ES-8	MORGAN STANLEY CAP 1 1998-WF1-A2		12/15/2006	PRINCIPAL RECEIPT		1,507,072	1,507,072	1,709,114	1,620,337	0	(113,264)	0	(113,264)	0	1,507,072	0	0	0	69,479	12/15/2007	
61745W-MX-8	MORGAN STANLEY CAP 1 1999-CAM1-A2		05/15/2006	PRINCIPAL RECEIPT		287,225	287,225	310,865	310,697	0	(23,472)	0	(23,472)	0	287,225	0	0	0	19,358	03/15/2032	
617446-HW-2	MORGAN STANLEY NOTES		08/23/2006	VARIOUS		3,058,445	3,150,000	3,143,576	3,144,882	0	998	0	998	0	3,145,881	0	(87,435)	(87,435)	58,014	04/01/2008	
61746B-AL-0	MORGAN STANLEY NOTES		05/02/2006	VARIOUS		2,720,493	2,825,000	2,775,126	2,787,690	0	3,380	0	3,380	0	2,791,070	0	(70,576)	(70,576)	85,315	01/15/2009	
61746S-B7-7	MORGAN STANLEY NOTES		07/06/2006	LEHMAN		174,316	180,000	179,516	179,532	0	42	0	42	0	179,574	0	(5,258)	(5,258)	6,565	01/21/2011	
61910D-FK-3	MORTGAGE CAP FUNDING 1998-MC3-A-2		12/18/2006	PRINCIPAL RECEIPT		1,429,436	1,429,436	1,588,572	1,513,589	0	(84,153)	0	(84,153)	0	1,429,436	0	0	0	65,449	11/18/2031	
61749T-AA-2	MS MTG LN TR 2006-10SL-A-1		12/25/2006	PRINCIPAL RECEIPT		1,134,432	1,134,432	1,134,432	1,134,432	0	0	0	0	0	1,134,432	0	0	0	14,481	08/25/2036	
635405-AN-3	NATIONAL CITY CORP NTS		09/13/2006	VARIOUS		1,474,508	1,525,000	1,507,544	1,515,723	0	1,849	0	1,849	0	1,517,572	0	(43,063)	(43,063)	39,178	04/01/2008	
637432-CX-1	NATIONAL RURAL UTILITIES		02/15/2006	MATURITY		1,050,000	1,050,000	1,066,643	1,050,834	0	(834)	0	(834)	0	1,050,000	0	0	0	15,750	02/15/2006	
637432-CA-1	NATIONAL RURAL UTILS		01/30/2006	GOLDMAN SACHS		1,752,336	1,715,000	1,863,142	1,808,827	0	(3,529)	0	(3,529)	0	1,805,299	0	(52,963)	(52,963)	53,165	02/01/2008	
638585-AT-6	NATIONSBANK CORP		01/06/2006	WACHOVIA BANK		1,120,295	1,100,000	1,268,541	1,134,788	0	(678)	0	(678)	0	1,134,110	0	0	0	26,583	09/15/2006	
63859C-BH-5	NATIONSLNK FUND CORP 1998-2 A2		12/20/2006	VARIOUS		419,521	412,378	448,623	436,687	0	(4,612)	0	(4,612)	0	432,075	0	(12,554)	(12,554)	9,154	08/20/2030	
63859U-AJ-7	NATIONWIDE BLDG SOC MTN **PP 144A		02/07/2006	VARIOUS		1,451,685	1,500,000	1,508,850	1,507,394	0	(1,668)	0	(1,668)	0	1,507,226	0	(55,541)	(55,541)	33,115	02/01/2010	
637432-CS-2	NATL RURAL UTIL COOP-C		09/14/2006	US BANK		5,023,000	5,000,000	5,008,250	5,002,589	0	(1,537)	0	(1,537)	0	5,001,052	0	21,948	21,948	341,250	03/01/2007	
63909X-AC-1	NAUTILUS RBMS 05-1A-A2 VAR		10/07/2006	PRINCIPAL RECEIPT		35,164	35,164	35,252	35,252	0	(88)	0	(88)	0	35,164	0	0	0	0	07/01/2040	
640314-AR-1	NELNET STUDENT LNS 2001-1-A1		12/01/2006	VARIOUS		815,315	813,750	847,913	840,604	0	(20,115)	0	(20,115)	0	820,489	0	(5,175)	(5,175)	26,735	07/01/2012	
64352V-BW-0	NEW CENTURY 00-NCB-A		12/25/2006	PRINCIPAL RECEIPT		21,822	21,822	21,822	21,822	0	0	0	0	0	21,822	0	0	0	0	(733)	07/25/2030
64352V-JG-7	NEW CENTURY HE TR 2004-4-A-4		12/25/2006	PRINCIPAL RECEIPT		242,044	242,044	242,120	242,120	0	(76)	0	(76)	0	242,044	0	0	0	4,837	02/25/2035	
654753-AA-0	NIPPON LIFE INS 144A		02/07/2006	VARIOUS		1,225,200	1,250,000	1,222,125	1,222,805	0	528	0	528	0	1,223,333	0	1,867	1,867	30,299	08/09/2010	
65480A-AD-1	NISSAN AUTO LEASE TR 2006-A		12/15/2006	PRINCIPAL RECEIPT		77,673	77,673	77,672	77,672	0	1	0	1	0	77,673	0	0	0	277	07/15/2012	
65474W-AC-3	NISSAN AUTO RECEV GR TR 2004-B		12/15/2006	PRINCIPAL RECEIPT		2,129,500	2,129,500	2,109,536	2,109,536	0	19,964	0	19,964	0	2,129,500	0	0	0	16,479	05/15/2008	
65535V-KU-1	NOMURA ASSET ACCEP 2005-WF1 2A2		08/30/2006	US BANK		274,400	280,000	279,869	279,895	0	26	0	26	0	279,921	0	(5,521)	(5,521)	10,051	03/25/2035	
655356-JF-1	NOMURA ASSET SECS CO 1998-D6 -A1B		12/15/2006	PRINCIPAL RECEIPT		36,821	36,821	41,014	39,005	0	(2,184)	0	(2,184)	0	36,821	0	0	0	2,269	03/15/2030	
65536H-AB-4	NOMURA HEQ LOAN 2005-FM1-I-A-2		12/25/2006	PRINCIPAL RECEIPT		354,459	354,459	354,847	354,847	0	(388)	0	(388)	0	354,459	0	0	0	4,363	05/25/2035	
66987X-DJ-1	NOVASTAR HI EQ LN TR 2003-4-A3		11/25/2006	PRINCIPAL RECEIPT		1,021,404	1,021,404	1,021,723	1,021,723	0	(319)	0	(319)	0	1,021,404	0	0	0	14,352	02/25/2034	
66988Y-AB-8	NOVASTAR MTG FDG TR 2006-5-A-2A		12/25/2006	PRINCIPAL RECEIPT		536,581	536,581	536,581	536,581	0	0	0	0	0	536,581	0	0	0	6,206	11/25/2036	
68338S-EJ-3	ONYX MTG 04-B-A3 3.09% 9/15/		12/15/2006	PRINCIPAL RECEIPT		2,269,925	2,269,925	2,267,088	2,269,224	0	702	0	702	0	2,269,925	0	0	0	35,083	09/15/2008	
68383M-DJ-0	OPTUM MTG ACCEP 2006-1		12/25/2006	PRINCIPAL RECEIPT		342,722	342,722	342,722	342,722	0	0	0	0	0	342,722	0	0	0	4,156	04/25/2036	
68400X-AE-0	OPTION ONE MTG 02-A		12/25/2006	PRINCIPAL RECEIPT		1,147	1,147	1,147	1,147	0	0	0	0	0	1,147	0	0	0	0	64	06/25/2032
68402L-AF-1	ORACLE CORP 144A		12/08/2006	VARIOUS		1,502,310	1,500,000	1,500,000	1,500,000	0	0	0	0	0	1,500,000	0	2,310	2,310	34,776	01/13/2009	
68619A-BQ-9	ORIGEN MNFCT 05-B-A2		06/01/2006	SOLOMAN BROTHERS																	

AMENDED-2- ANNUAL STATEMENT FOR THE YEAR 2006 OF THE CITIZENS PROPERTY INSURANCE CORPORATION

SCHEDULE D - PART 4

Showing all Long-Term Bonds and Stocks SOLD, REDEEMED or Otherwise DISPOSED OF During Current Year

1	2	3	4	5	6	7	8	9	10	Change in Book/Adjusted Carrying Value					16	17	18	19	20	21
										11	12	13	14	15						
CUSIP Identification	Description	Foreign Disposal Date	Name of Purchaser	Number of Shares of Stock	Consideration	Par Value	Actual Cost	Prior Year Book/Adjusted Carrying Value	Unrealized Valuation Increase/(Decrease)	Current Year (Amortization)/Accretion	Current Year's Other Than Temporary Impairment Recognized	Total Change in B/A, C.V. (11 + 12 - 13)	Total Foreign Exchange Change in B/A, C.V.	Book/Adjusted Carrying Value at Disposal Date	Foreign Exchange Gain (Loss) on Disposal	Realized Gain (Loss) on Disposal	Total Gain (Loss) on Disposal	Bond Interest/Stock Dividends Received During Year	Maturity Date	
75970N-AJ-6	RENAISSANCE HED 2005-2-AF-2	03/14/2006	LEHMAN SPECIAL SECURITIES		438,047	445,000	445,000	445,000	0	0	0	0	0	445,000	0	(6,953)	(6,953)	5,714	08/25/2035	
46660N-RY-3	RESIDENTIAL 03-A7-A2	04/25/2006	VARIOUS		2,703,282	2,733,536	2,794,614	2,757,935	0	(7,472)	0	(7,472)	0	2,750,463	0	(47,182)	(47,182)	43,974	07/25/2033	
46660N-RL-1	RESIDENTIAL 03-A8-A1	03/25/2006	VARIOUS		5,578,567	5,935,804	5,687,242	5,679,446	0	8,019	0	8,019	0	5,687,465	0	(108,898)	(108,898)	39,844	10/25/2018	
760985-4R-9	RESIDENTIAL 04-R22-A13	05/24/2006	MONTGOMERY SECURITIES		689,938	700,000	702,625	701,190	0	(408)	0	(408)	0	700,782	0	(10,844)	(10,844)	14,966	01/25/2031	
76111X-HE-6	RESIDENTIAL 04-S4-1A7	01/30/2006	VARIOUS		2,028,342	2,051,548	2,064,370	2,060,548	0	(2,121)	0	(2,121)	0	2,058,427	0	(30,085)	(30,085)	17,877	04/25/2034	
76110W-YD-5	RESIDENTIAL ASSET 2003-KS10-M-11-1	08/25/2006	PRINCIPAL RECEIPT		117,465	117,465	117,685	117,685	0	(220)	0	(220)	0	117,465	0	0	0	1,164	12/25/2033	
76110W-NF-9	RESIDENTIAL ASSET SEC 2002-KS2-A14	03/25/2006	PRINCIPAL RECEIPT		460,663	460,663	478,297	461,980	0	(1,317)	0	(1,317)	0	460,663	0	0	0	4,364	07/25/2030	
76110W-OE-9	RESIDENTIAL ASSET SEC 2003-KS1-A-1	12/25/2006	PRINCIPAL RECEIPT		49,014	49,014	49,014	49,014	0	4	0	4	0	49,014	0	0	0	634	01/25/2033	
760985-C6-6	RESIDENTIAL ASSET SEC 2003-RS1-A14	10/25/2006	PRINCIPAL RECEIPT		495,000	495,000	501,961	501,474	0	(6,474)	0	(6,474)	0	495,000	0	0	0	11,936	07/25/2029	
76112B-GW-6	RESIDENTIAL ASSET SEC 2004-SL4 A3	08/25/2006	VARIOUS		216,358	214,055	221,380	221,261	0	(1,987)	0	(1,987)	0	219,275	0	(2,917)	(2,917)	9,774	07/25/2032	
76110V-RA-8	RESIDENTIAL FDG 2005-H11-A2	04/05/2006	VARIOUS		497,661	500,000	499,968	499,994	0	5	0	5	0	499,998	0	(2,338)	(2,338)	5,132	08/25/2034	
76110V-RE-0	RESIDENTIAL FDG 2005-H12	12/25/2006	PRINCIPAL RECEIPT		106,008	106,008	106,008	106,008	0	0	0	0	0	106,008	0	0	0	2,693	10/25/2013	
76110V-SB-5	RESIDENTIAL FDG 2005-H13-A2	05/24/2006	MONTGOMERY SECURITIES		652,575	660,000	659,968	659,971	0	6	0	6	0	659,976	0	(7,401)	(7,401)	16,704	09/25/2035	
76110V-TT-5	RESIDENTIAL FDG 2006-H11-A-1	12/25/2006	PRINCIPAL RECEIPT		1,057,505	1,057,505	1,057,712	1,057,712	0	(207)	0	(207)	0	1,057,505	0	0	0	14,859	09/25/2018	
76110V-MR-6	RESIDENTIAL FDG II 2003-HS2-A13	11/25/2006	PRINCIPAL RECEIPT		17,914	17,914	17,495	17,571	0	343	0	343	0	17,914	0	0	0	237	03/25/2018	
76110V-QQ-4	RESIDENTIAL FDG II 2004-HI2-A3	11/25/2006	VARIOUS		2,146,662	2,147,893	2,147,779	2,147,892	0	23	0	23	0	2,147,892	0	(1,230)	(1,230)	43,300	11/25/2016	
749575-AG-1	RFMSI SERIES TRUST 2006-SA3	12/25/2006	PRINCIPAL RECEIPT		15,121	15,121	15,143	15,143	0	(21)	0	(21)	0	15,121	0	0	0	215	09/25/2036	
749580-AB-6	RFMSI SERIES TRUST 2006-SA4	12/25/2006	PRINCIPAL RECEIPT		6,449	6,449	6,499	6,499	0	(49)	0	(49)	0	6,449	0	0	0	62	11/25/2036	
76110V-TD-0	RFMSI SERIES TRUST 2006-HSA1-A2	05/24/2006	MONTGOMERY SECURITIES		504,263	510,000	509,931	509,931	0	11	0	11	0	509,941	0	(5,679)	(5,679)	10,955	02/25/2036	
79549B-GP-6	SALOMON SMITH BARNEY	01/30/2006	MONTGOMERY SECURITIES		514,725	500,000	516,255	516,255	0	(230)	0	(230)	0	516,025	0	(1,300)	(1,300)	14,986	02/15/2008	
783876-AN-3	SEC COMMUNICATIONS	03/16/2006	ALEX BROWN		808,020	840,000	835,052	835,658	0	228	0	228	0	835,886	0	(26,966)	(26,966)	17,903	09/15/2009	
81744F-CV-7	EQUIVA MORTGAGE 2004-7 A1	05/20/2006	VARIOUS		241,187	240,021	245,424	256,154	0	(749)	0	(749)	0	255,405	0	(14,218)	(14,218)	5,316	08/20/2034	
842634-AE-7	SOUTHERN CO CAP FNDG	04/06/2006	SCOTT & STRINGFELLOW		164,291	165,000	173,240	168,544	0	(850)	0	(850)	0	167,694	0	(3,404)	(3,404)	5,976	02/01/2007	
844740-AB-9	SOUTHWEST ARLN	09/14/2006	US BANK		999,810	1,000,000	1,000,000	1,000,000	0	0	0	0	0	1,000,000	0	(190)	(190)	48,548	05/01/2008	
84604A-AD-3	SOVEREIGN DLR 06-1-A VAR 8/15/	12/20/2006	US BANK		750,000	750,000	750,000	750,000	0	0	0	0	0	750,000	0	0	0	14,675	08/15/2011	
86359A-H6-3	STRUCT ASSET 03-24A-5A VAR	03/25/2006	VARIOUS		5,175,491	5,197,768	5,316,343	5,326,929	0	(6,768)	0	(6,768)	0	5,320,161	0	(144,669)	(144,669)	89,182	07/25/2033	
86359B-XR-7	STRUCTURED ASSET ADJ 2004-11 A	12/25/2006	VARIOUS		473,891	474,112	489,669	524,064	0	(48,357)	0	(48,357)	0	475,708	0	(1,817)	(1,817)	14,962	08/25/2034	
863579-AV-0	STRUCTURED ASSET ADJ 2004-12 7A1	12/25/2006	PRINCIPAL RECEIPT		1,253,359	1,253,359	1,248,464	1,248,395	0	4,964	0	4,964	0	1,253,359	0	0	0	35,099	09/25/2034	
863579-6A-0	STRUCTURED ASSET ADJ 2004-18 5A1	02/27/2006	VARIOUS		335,525	335,525	343,626	343,543	0	(943)	0	(943)	0	342,600	0	(7,075)	(7,075)	3,088	12/25/2034	
86358R-DU-8	STRUCTURED ASSET SECS 2001-SB1 A2	12/25/2006	PRINCIPAL RECEIPT		49,699	49,699	46,872	46,950	0	2,749	0	2,749	0	49,699	0	0	0	773	08/25/2031	
86359A-5V-1	STRUCTURED ASSET SECS 2003-34A-6-A	03/25/2006	VARIOUS		8,301,899	8,375,747	8,471,283	8,473,521	0	(4,127)	0	(4,127)	0	8,469,393	0	(167,495)	(167,495)	130,761	11/25/2033	
86359B-PD-7	STRUCTURED ASSET SECS 2004-4 5A	12/25/2006	PRINCIPAL RECEIPT		733,035	733,035	738,074	737,690	0	(4,655)	0	(4,655)	0	733,035	0	0	0	8,116	04/25/2034	
86359B-X6-3	STRUCTURED ASSET SECS 2005-NC1-A1	02/25/2006	PRINCIPAL RECEIPT		163,794	163,794	163,116	163,794	0	443	0	443	0	163,794	0	0	0	539	02/25/2035	
86359B-X7-1	STRUCTURED ASSET SECS 2005-NC1-A2	12/25/2006	PRINCIPAL RECEIPT		473,704	473,704	471,372	472,642	0	1,061	0	1,061	0	473,704	0	0	0	10,392	02/25/2035	
86359B-V5-7	STRUCTURED ASSET SECS 2005-WF1-A2	12/25/2006	PRINCIPAL RECEIPT		840,000	840,000	840,262	840,262	0	(263)	0	(263)	0	840,000	0	0	0	16,207	02/25/2035	
86359D-CY-1	STRUCTURED ASSET SECS 2005-WF2-A1	12/25/2006	PRINCIPAL RECEIPT		847,289	847,289	847,355	847,355	0	(66)	0	(66)	0	847,289	0	0	0	13,892	05/25/2035	
87612E-AE-6	TARGET CORP NOTES	05/15/2006	VARIOUS		2,271,129	2,271,129	2,299,413	2,295,561	0	(19,031)	0	(19,031)	0	2,276,530	0	(5,402)	(5,402)	55,608	05/15/2006	
87804A-AH-5	TBW MTG BKD TR 2006-3 5-A2	12/25/2006	PRINCIPAL RECEIPT		454,552	454,552	451,711	451,711	0	2,841	0	2,841	0	454,552	0	0	0	7,547	07/25/2036	
885220-HZ-9	THORNBURG MTG 05-3-1A1 VAR	04/05/2006	VARIOUS		386,636	386,636	386,362	386,362	0	0	0	0	0	386,362	0	274	274	4,913	08/25/2045	
88522A-AC-5	THORNBURG MTG TR 2006-4	12/25/2006	PRINCIPAL RECEIPT		276,182	276,182	276,182	276,182	0	0	0	0	0	276,182	0	0	0	4,234	07/25/2036	
892332-AP-2	TOYOTA MTR CRD CORP	01/26/2006	WACHOVIA BANK		3,907,040	4,000,000	3,980,160	3,983,080	0	256	0	256	0	3,983,336	0	(76,296)	(76,296)	64,222	03/15/2010	
895785-AR-4	TRIAD AUTO REC TR 2005-B	12/12/2006	PRINCIPAL RECEIPT		15,754	15,754	15,508	15,508	0	246	0	246	0	15,754	0	0	0	281	06/12/2010	
87316V-AA-9	TXU ELEC DEL 04-1-A1	02/03/2006	MERRILL LYNCH		2,252,241	2,311,380	2,307,497	2,308,622	0	119	0	119	0	2,308,741	0	(56,501)	(56,501)	18,532	11/15/2011	
90331H-HW-6	U.S. BANK NA CINCINNATI	01/06/2006	WACHOVIA BANK		1,821,251	1,850,000	1,849,834	1,849,950	0	1	0	1	0	1,849,951	0	(28,700)	(28,700)	8,202	11/15/2006	
91324P-AD-4	UNITED HEALTH GROUP	08/23/2006	VARIOUS		783,853	785,000	807,192	797,167	0	(4,430)	0	(4,430)	0	792,737	0	(8,883)	(8,883)	34,573	03/17/2007	
913017-BG-3	UNITED TECH CORP	02/07/2006	VARIOUS		1,804,897	1,850,000	1,841,953	1,842,931	0	148	0	148	0	1,843,079	0	(38,182)	(38,182)	21,808	05/01/2010	
903278-BT-5	USAA AUTO 05-1-A2	07/15/2006	PRINCIPAL RECEIPT		785,455	785,455	785,427	785,447	0	8	0	8	0	785,455	0	0	0	8,954	09/17/2007	
903279-AA-5	USAA AUTO OWNER TR 2006-3	12/15/2006	PRINCIPAL RECEIPT		7,687,600	7,687,600	7,687,600	7,687,600	0	0	0	0	0	7,687,600	0	0	0	70,443	08/15/2007	
923445-AE-0	VERIZON WIRELESS INC	12/15/2006	VARIOUS		3,914,677	3,915,000	4,084,228	3,968,326	0	(40,119)	0	(40,119)	0	3,928,207	0	(13,530)	(13,530)	176,693	12/15/2006	
92857W-AC-4	VODAFONE GROUP PLC	06/29/2006	VARIOUS		3,884,323	3,980,000	4,032,067	4,010,888	0	(4,979)	0	(4,979)	0	4,005,909	0	(121,587)	(121,587)			

AMENDED-2- ANNUAL STATEMENT FOR THE YEAR 2006 OF THE CITIZENS PROPERTY INSURANCE CORPORATION

SCHEDULE D - PART 4

Showing all Long-Term Bonds and Stocks SOLD, REDEEMED or Otherwise DISPOSED OF During Current Year

1	2	3	4	5	6	7	8	9	10	Change in Book/Adjusted Carrying Value					16	17	18	19	20	21	
										11	12	13	14	15							
CUSIP Identification	Description	Foreign	Disposal Date	Name of Purchaser	Number of Shares of Stock	Consideration	Par Value	Actual Cost	Prior Year Book/Adjusted Carrying Value	Unrealized Valuation Increase/ (Decrease)	Current Year (Amortization)/ Accretion	Current Year's Other Than Temporary Impairment Recognized	Total Change in B/A. C.V. (11 + 12 - 13)	Total Foreign Exchange Change in B/A. C.V.	Book/ Adjusted Carrying Value at Disposal Date	Foreign Exchange Gain (Loss) on Disposal	Realized Gain (Loss) on Disposal	Total Gain (Loss) on Disposal	Bond Interest/Stock Dividends Received During Year	Maturity Date	
93934N-AS-4	WAMU PTC WMALT 2006-5 2-CB-3		12/25/2006	PRINCIPAL RECEIPT		7,912	7,912	7,926	7,926	0	(14)	0	(14)	0	7,912	0	0	0	89	07/25/2036	
93935A-AA-6	WAMU PTC WMALT 2006-AR5 3A		12/25/2006	VARIOUS		5,473	5,473	5,469	5,469	0	3	0	3	0	5,473	0	0	0	110	07/25/2046	
93935D-AA-4	WAMU PTC WMALT 2006-AR7 A-1A		12/25/2006	PRINCIPAL RECEIPT		221,094	221,094	221,094	221,094	0	0	0	0	0	221,094	0	0	0	2,584	09/25/2046	
92922F-PT-9	WASHINGTON MUTUAL		04/04/2006	WACHOVIA BANK		5,648,109	5,900,000	5,731,297	5,782,570	0	4,194	0	4,194	0	5,786,763	0	(138,654)	(138,654)	50,178	06/25/2034	
93933W-AD-8	WASHINGTON MUTUAL BK		03/24/2006	WACHOVIA BANK		1,517,574	1,500,000	1,503,840	1,514,349	0	(41)	0	(41)	0	1,514,308	0	3,266	3,266	30,285	01/15/2015	
939333-AB-6	WASHINGTON MUTUAL FIN		01/06/2006	WACHOVIA BANK		754,103	750,000	827,295	759,584	0	(354)	0	(354)	0	759,230	0	(5,127)	(5,127)	7,292	05/15/2006	
949746-FQ-9	WELLS FARGO & CO NTS		02/06/2006	SOLOMAN BROTHERS		2,361,000	2,500,000	2,416,600	2,443,432	0	1,594	0	1,594	0	2,445,027	0	(84,027)	(84,027)	27,344	04/01/2009	
949785-AD-1	WELLS FARGO AUTO TR 2004-A		12/15/2006	PRINCIPAL RECEIPT		312,631	312,631	305,499	305,499	0	7,132	0	7,132	0	312,631	0	0	0	1,933	08/15/2010	
94975C-AK-3	WELLS FARGO FINL NTS		09/14/2006	US BANK		8,542,158	8,575,000	8,522,521	8,558,446	0	7,876	0	7,876	0	8,566,322	0	(24,164)	(24,164)	321,652	06/12/2007	
949806-AC-5	WELLS FARGO HEO 2004-2-A12		12/25/2006	PRINCIPAL RECEIPT		1,687,213	1,687,213	1,667,704	1,667,704	0	19,508	0	19,508	0	1,687,213	0	0	0	16,101	09/25/2034	
94975U-AA-5	WELLS FARGO HEO 2006-1		12/25/2006	PRINCIPAL RECEIPT		29,458	29,458	29,431	29,431	0	28	0	28	0	29,458	0	0	0	127	05/25/2036	
94982C-AD-0	WELLS FARGO MBS 2004-DD-2A3		01/05/2006	GOLDMAN SACHS		513,581	520,000	521,361	520,715	0	(6)	0	(6)	0	520,710	0	(7,129)	(7,129)	2,547	01/25/2035	
949812-AA-9	WELLS FARGO MBS 2004-1 1A1		11/02/2006	VARIOUS		245,501	245,128	245,588	245,560	0	68	0	68	0	245,629	0	(128)	(128)	6,382	07/25/2034	
94979L-AC-7	WELLS FARGO MBS 2004-N A3		05/25/2006	LEHMAN		488,750	500,000	499,245	499,334	0	77	0	77	0	499,412	0	(10,662)	(10,662)	10,250	08/25/2034	
94981B-AA-9	WELLS FARGO MBS 2004-T-A1		12/25/2006	PRINCIPAL RECEIPT		158,875	158,875	158,751	158,744	0	131	0	131	0	158,875	0	0	0	3,231	09/25/2034	
94983Y-AK-5	WELLS FARGO MBS 2006-AR10		12/25/2006	PRINCIPAL RECEIPT		11,240	11,240	11,147	11,147	0	93	0	93	0	11,240	0	0	0	180	07/25/2036	
962215-AC-3	WFS FINANCIAL OWNER TR 2005-3		12/17/2006	PRINCIPAL RECEIPT		674,730	674,730	667,185	667,185	0	7,546	0	7,546	0	674,730	0	0	0	10,033	06/17/2010	
92927C-AD-2	WFS FINL 03-4-A4		01/30/2006	SOLOMAN BROTHERS		2,457,031	2,500,000	2,491,895	2,496,462	0	254	0	254	0	2,496,716	0	(39,685)	(39,685)	8,969	05/20/2011	
92927V-AF-5	WFS FINL OWNER 05-1-C		12/17/2006	PRINCIPAL RECEIPT		555,753	555,753	555,675	555,703	0	50	0	50	0	555,753	0	0	0	10,558	08/17/2012	
96683M-AF-9	WHOLE AUTO LN TR 2004-1		12/15/2006	PRINCIPAL RECEIPT		2,106,021	2,106,021	2,080,683	2,080,683	0	25,338	0	25,338	0	2,106,021	0	0	0	13,518	06/15/2008	
98152D-BD-2	WORLD OMNI 03-B-A4		02/03/2006	FIRST BOSTON		2,530,531	2,600,000	2,583,953	2,591,652	0	510	0	510	0	2,592,162	0	(61,631)	(61,631)	10,778	11/15/2010	
98152D-BH-3	WORLD OMNI AUTO 04-A A3		12/12/2006	VARIOUS		2,936,869	2,955,463	2,955,130	2,955,354	0	51	0	51	0	2,955,405	0	(18,536)	(18,536)	31,523	11/12/2008	
110709-FE-7	BRIT COLUMBIA CANADA	F	04/03/2006	MERRILL LYNCH		2,594,241	2,600,000	2,580,734	2,596,376	0	1,216	0	1,216	0	2,597,592	0	(3,351)	(3,351)	61,127	10/03/2006	
683234-JJ-3	ONTARIO PROV CANADA BDS	F	02/21/2006	MATURITY		5,200,000	5,200,000	5,436,204	5,209,534	0	(9,534)	0	(9,534)	0	5,200,000	0	0	0	156,000	02/21/2006	
4599999	- Bonds - Industrial and Miscellaneous					725,231,726	730,891,177	739,776,726	735,464,399	0	(667,377)	0	(667,377)	0	734,597,023	0	(9,365,297)	(9,365,297)	13,556,312	XXX	
6099997	- Bonds - Part 4					1,542,678,240	1,556,579,985	1,573,535,180	1,567,891,102	0	(2,719,129)	0	(2,719,129)	0	1,565,171,973	0	(22,493,733)	(22,493,733)	27,925,377	XXX	
6099998	- Bonds - Part 5					821,751,290	826,814,746	821,813,146	821,813,146	0	488,539	0	488,539	0	822,301,686	0	(550,396)	(550,396)	9,295,222	XXX	
6099999	- Total - Bonds					2,364,429,530	2,383,394,731	2,395,348,326	2,389,704,248	0	(2,230,590)	0	(2,230,590)	0	2,387,473,659	0	(23,044,129)	(23,044,129)	37,220,599	XXX	
6599998	- Preferred Stocks - Part 5					0	XXX	0	0	0	0	0	0	0	0	0	0	0	0	0	XXX
6599999	- Total - Preferred Stocks					0	XXX	0	0	0	0	0	0	0	0	0	0	0	0	0	XXX
7299998	- Common Stocks - Part 5					0	XXX	0	0	0	0	0	0	0	0	0	0	0	0	0	XXX
7299999	- Total - Common Stocks					0	XXX	0	0	0	0	0	0	0	0	0	0	0	0	0	XXX
7399999	- Total - Preferred and Common Stocks					0	XXX	0	0	0	0	0	0	0	0	0	0	0	0	0	XXX
7499999	Totals					2,364,429,530	XXX	2,395,348,326	2,389,704,248	0	(2,230,590)	0	(2,230,590)	0	2,387,473,659	0	(23,044,129)	(23,044,129)	37,220,599	XXX	

E12.14

AMENDED-2- ANNUAL STATEMENT FOR THE YEAR 2006 OF THE CITIZENS PROPERTY INSURANCE CORPORATION

SCHEDULE D - PART 5

Showing all Long-Term Bonds and Stocks ACQUIRED During Year and Fully DISPOSED OF During Current Year

1 CUSIP identification	2 Description	3 Foreign	4 Date Acquired	5 Name of Vendor	6 Disposal Date	7 Name of Purchaser	8 Par Value (Bonds) or Number of Shares (Stocks)	9 Actual Cost	10 Consideration	11 Book/ Adjusted Carrying Value at Disposal Date	Change in Book/Adjusted Carrying Value					17 Foreign Exchange Gain (Loss) on Disposal	18 Realized Gain (Loss) on Disposal	19 Total Gain (Loss) on Disposal	20 Interest and Dividends Received During Year	21 Paid for Accrued Interest and Dividends
											12 Unrealized Valuation Increase/ (Decrease)	13 Current Year's (Amortization)/ Accretion	14 Current Year's Other Than Temporary Impairment Recognized	15 Total Change In B./A. C.V. (12 + 13 - 14)	16 Total Foreign Exchange Change in B./A. C.V.					
3133XD-C0-2	FEDERAL HOME LN BKS.		02/01/2006	WACHOVIA BANK	09/27/2006	VARIOUS	8,350,000	8,264,287	8,260,871	8,294,880	0	30,592	0	30,592	0	0	(34,009)	(34,009)	315,064	102,374
3133XG-DW-2	FEDERAL HOME LN BKS.		08/09/2006	US BANK	11/15/2006	CALLS	15,000,000	15,021,000	15,018,525	15,018,525	0	(2,475)	0	(2,475)	0	0	(18,525)	(18,525)	225,000	0
3133XG-HQ-0	FEDERAL HOME LN BKS.		08/02/2006	CARROLL MCGENTEE (GOVT)	09/15/2006	WACHOVIA BANK	5,000,000	5,000,000	5,000,000	5,000,000	0	0	0	0	0	0	0	0	23,438	0
3128X4-G0-8	FEDERAL HOME LN MTG CORP		03/30/2006	CREDIT SUISSE FIRST BOSTO	07/28/2006	VARIOUS	4,500,000	4,451,895	4,446,864	4,462,436	0	10,541	0	10,541	0	0	(15,571)	(15,571)	86,021	25,013
3134A4-UM-2	FEDERAL HOME LN MTG CORP		12/01/2006	BANC/AMERICA SECUR.LLC,MO	12/13/2006	BANC/AMERICA SECUR.LLC,MO	4,350,000	4,263,622	4,255,992	4,264,514	0	892	0	892	0	0	(8,522)	(8,522)	86,517	81,683
3128X5-DT-2	FEDERAL HOME LN MTG CORP MTN		09/05/2006	US BANK	12/28/2006	CALLED @ 100.0000000	1,000,000	1,000,000	1,000,000	1,000,000	0	0	0	0	0	0	0	0	27,500	10,389
3133X4-ZC-8	FHLB		01/24/2006	GOLDMAN SACHS	02/01/2006	CARROLL MCGENTEE (GOVT)	3,300,000	3,145,266	3,129,040	3,146,134	0	868	0	868	0	0	(17,094)	(17,094)	30,525	28,050
3133XB-EL-2	FHLB		08/30/2006	VARIOUS	10/30/2006	VARIOUS	20,200,000	19,507,160	19,530,391	19,520,177	0	13,017	0	13,017	0	0	10,214	10,214	80,104	27,354
3133XB-B2-0	FHLB		03/17/2006	ALEX BROWN	04/06/2006	ALEX BROWN	5,300,000	5,193,841	5,162,884	5,195,097	0	1,256	0	1,256	0	0	(32,214)	(32,214)	12,882	3,220
3133XB-ZK-4	FHLB		02/07/2006	SALOMON SMITH BARNEY	11/09/2006	BANC/AMERICA SECUR.LLC,MO	3,500,000	3,446,475	3,465,690	3,475,555	0	29,080	0	29,080	0	0	(9,865)	(9,865)	112,778	16,917
3133XE-JM-2	FHLB		03/03/2006	DAIN RAUSCHER	05/30/2006	WACHOVIA BANK	1,800,000	1,787,622	1,784,108	1,788,797	0	1,176	0	1,176	0	0	(4,690)	(4,690)	24,821	9,019
3133XA-NL-7	FHLB	VAR	07/12/2006	WACHOVIA BANK	08/21/2006	MATURITY	15,900,000	15,900,000	15,900,000	15,900,000	0	0	0	0	0	0	0	0	140,768	52,508
3128X4-FA-8	FHLB		02/16/2006	LEHMAN SPECIAL SECURITIES	04/06/2006	LEHMAN SPECIAL SECURITIES	1,650,000	1,646,387	1,641,882	1,646,627	0	240	0	240	0	0	(4,745)	(4,745)	13,521	3,208
3134A2-DT-2	FHLB		02/07/2006	WACHOVIA BANK	07/31/2006	VARIOUS	3,000,000	3,056,211	3,022,286	3,046,373	0	(9,838)	0	(9,838)	0	0	(24,087)	(24,087)	122,666	54,146
3134A3-EM-4	FHLB		02/07/2006	VARIOUS	09/29/2006	VARIOUS	13,600,000	13,939,592	13,869,653	13,925,069	0	(14,523)	0	(14,523)	0	0	(55,417)	(55,417)	427,768	312,800
3134A4-UD-4	FHLB		07/17/2006	BANC/AMERICA SECUR LLC MT	10/30/2006	DEUTSCHE BANK ALEX BROWN	3,000,000	2,892,231	2,928,570	2,905,796	0	13,565	0	13,565	0	0	22,774	22,774	68,271	37,156
3134A4-VE-1	FHLB	4.875%	01/03/2006	GOLDMAN SACHS	02/06/2006	GOLDMAN SACHS	2,800,000	2,733,293	2,712,366	2,734,435	0	1,142	0	1,142	0	0	(22,069)	(22,069)	34,971	24,383
3137EA-AA-7	FHLB		02/10/2006	CHEMICAL BANK	04/24/2006	VARIOUS	480,000	479,918	478,391	479,920	0	1	0	1	0	0	(1,529)	(1,529)	1,690	0
31359M-B4-4	ENMA		02/07/2006	SALOMON SMITH BARNEY	12/01/2006	BANC/AMERICA SECUR.LLC,MO	3,500,000	3,460,125	3,479,588	3,485,445	0	25,320	0	25,320	0	0	(5,857)	(5,857)	143,536	31,269
31359M-E4-1	ENMA		01/06/2006	MONTGOMERY SECURITIES	04/06/2006	WACHOVIA BANK	3,000,000	2,947,851	2,922,867	2,952,728	0	4,877	0	4,877	0	0	(29,861)	(29,861)	26,479	56,188
31359M-EY-5	ENMA		09/22/2006	VARIOUS	12/13/2006	VARIOUS	11,425,000	11,870,477	11,932,097	11,847,280	0	(23,197)	0	(23,197)	0	0	84,817	84,817	410,142	275,674
31359M-K6-9	ENMA		05/18/2006	VARIOUS	11/29/2006	VARIOUS	6,750,000	6,688,946	6,710,531	6,694,693	0	5,747	0	5,747	0	0	15,837	15,837	129,839	31,078
31359M-NP-4	ENMA		02/07/2006	BANC/AMERICA SECUR LLC MT	06/29/2006	BEAR STEARNS	500,000	495,957	493,518	497,014	0	1,057	0	1,057	0	0	(3,496)	(3,496)	9,740	1,358
31359M-SQ-7	ENMA		03/20/2006	VARIOUS	11/29/2006	VARIOUS	12,760,815	12,268,187	12,268,187	12,313,679	0	22,865	0	22,865	0	0	(45,492)	(45,492)	92,505	43,774
3136F3-R9-9	ENMA		03/30/2006	ALEX BROWN	04/06/2006	MORGAN STANLEY	1,300,000	1,242,396	1,243,320	1,242,787	0	391	0	391	0	0	533	533	8,508	7,836
3136F6-TV-1	ENMA		04/06/2006	PURCHASE OFFER	07/05/2006	BANC/AMERICA SECUR LLC MT	300,000	293,256	292,071	294,158	0	902	0	902	0	0	(2,087)	(2,087)	5,320	2,502
3136F3-Z4-1	ENMA	2.15%	07/07/2006	FIRST TENNESSEE	07/28/2006	MATURITY	7,500,000	7,486,500	7,500,000	7,500,000	0	13,500	0	13,500	0	0	0	0	80,625	71,219
31359M-K4-4	ENMA	5.625% 3/16/	11/06/2006	US BANK	12/16/2006	CALLED @ 100.0000000	16,500,000	16,500,000	16,500,000	16,500,000	0	0	0	0	0	0	0	0	232,031	131,484
78442F-DX-3	SLM CORP SER-A	VAR	07/07/2006	DAIN RAUSCHER	11/08/2006	VARIOUS	10,000,000	9,995,330	10,000,035	9,995,551	0	221	0	221	0	0	4,484	4,484	180,936	41,470
912828-CZ-1	TIPS		04/19/2006	WACHOVIA BANK	04/26/2006	GREENWICH CAPITAL	390,000	389,826	386,706	390,399	0	573	0	573	0	0	(3,693)	(3,693)	859	525
912828-FB-1	U.S TREAS NTS TIPS 2.37%		04/15/11	VARIOUS	10/02/2006	VARIOUS	550,000	551,458	556,772	554,481	0	3,023	0	3,023	0	0	2,291	2,291	4,577	923
912828-AF-7	U.S TREAS NTS TIPS 3.00%		07/13/2006	VARIOUS	10/02/2006	VARIOUS	550,000	551,458	556,772	554,481	0	3,023	0	3,023	0	0	2,291	2,291	4,577	923
912828-ZG-2	U.S TREASURY NOTES		07/11/2006	MORGAN STANLEY	10/15/2006	MATURITY	10,000,000	10,031,641	10,000,000	10,000,000	0	(31,641)	0	(31,641)	0	0	0	0	325,000	154,508
912828-AN-0	U.S TREASURY NOTES		08/23/2006	VARIOUS	10/11/2006	VARIOUS	14,380,000	13,998,850	14,000,241	14,081,620	0	82,770	0	82,770	0	0	(81,378)	(81,378)	267,534	104,202
912828-BK-5	U.S TREASURY NOTES		09/06/2006	VARIOUS	12/07/2006	VARIOUS	20,525,000	19,730,000	19,802,642	19,813,071	0	83,071	0	83,071	0	0	(10,429)	(10,429)	399,977	231,097
912828-CH-1	U.S TREASURY NOTES		06/26/2006	CARROLL MCGENTEE (GOVT)	11/10/2006	BONY/COUNTRYWIDE SECURITI	700,000	674,652	687,586	677,720	0	3,068	0	3,068	0	0	9,866	9,866	13,563	3,170
912828-CU-2	U.S TREASURY NOTES		07/11/2006	FIRST BOSTON	08/31/2006	MATURITY	10,000,000	9,964,063	10,000,000	10,000,000	0	35,938	0	35,938	0	0	0	0	118,750	85,836
912828-CW-8	U.S TREASURY NOTES		07/11/2006	MORGAN STANLEY	10/02/2006	MATURITY	10,000,000	9,941,016	10,000,000	10,000,000	0	58,984	0	58,984	0	0	0	0	125,000	69,672
912828-DE-7	U.S TREASURY NOTES		11/03/2006	VARIOUS	11/15/2006	VARIOUS	23,415,000	22,613,679	22,610,507	22,616,128	0	2,450	0	2,450	0	0	(5,621)	(5,621)	113,298	111,142
912828-DQ-0	U.S TREASURY NOTES		02/07/2006	VARIOUS	08/02/2006	VARIOUS	37,500,000	37,148,027	37,113,406	37,176,685	0	28,658	0	28,658	0	0	(63,279)	(63,279)	614,160	484,667
912828-DT-4	U.S TREASURY NOTES		09/06/2006	WACHOVIA BANK	12/01/2006	VARIOUS	3,000,000	2,946,094	2,954,685	2,950,046	0	3,952	0	3,952	0	0	4,639	4,639	49,986	35,156
912828-EH-9	U.S TREASURY NOTES		08/22/2006	US BANK	09/07/2006	WACHOVIA BANK	535,000	529,148	529,608	529,375	0	227	0	227	0	0	233	233	9,648	8,420
912828-EL-0	U.S TREASURY NOTES		03/02/2006	VARIOUS	03/13/2006	VARIOUS	10,880,000	10,865,445	10,839,134	10,865,529	0	84	0	84	0	0	(26,395)	(26,395)	108,846	98,898
912828-EM-8	U.S TREASURY NOTES		01/20/2006	VARIOUS	02/01/2006	VARIOUS	1,000,000	1,007,813	997,773	1,007,764	0	(48)	0	(48)	0	0	(9,991)	(9,991)	10,318	8,577
912828-EP-1	U.S TREASURY NOTES		01/10/2006	FIRST BOSTON	04/06/2006	MERRILL LYNCH GOVER SEC	4,000,000	3,991,094	3,961,250	3,992,168	0	1,074	0	1,074	0	0	(30,918)	(30,918)	59,780	19,615
912828-EQ-9	U.S TREASURY NOTES		01/13/2006	VARIOUS	01/13/2006	VARIOUS	13,150,000	13,172,845	13,135,140	13,172,736	0	(109)	0	(109)	0	0	(37,596)	(37,596)	61,859	48,401
912828-ES-5	U.S TREASURY NOTES		03/02/2006	VARIOUS	07/19/2006	VARIOUS	85,286,000	84,553,432	84,463,488	84,555,170	0	1,738	0	1,738	0	0	(91,682)	(91,682)	181,981	166,507
912828-EU-0	U.S TREASURY NOTES		03/08/2006	VARIOUS	04/04/2006	VARIOUS	16,840,000	16,768,753	16,757,6											

AMENDED-2- ANNUAL STATEMENT FOR THE YEAR 2006 OF THE CITIZENS PROPERTY INSURANCE CORPORATION

SCHEDULE D - PART 5

Showing all Long-Term Bonds and Stocks ACQUIRED During Year and Fully DISPOSED OF During Current Year

1	2	3	4	5	6	7	8	9	10	11	Change in Book/Adjusted Carrying Value					17	18	19	20	21	
											12	13	14	15	16						
CUSIP Identification	Description	Foreign	Date Acquired	Name of Vendor	Disposal Date	Name of Purchaser	Par Value (Bonds) or Number of Shares (Stocks)	Actual Cost	Consideration	Book/ Adjusted Carrying Value at Disposal Date	Unrealized Valuation Increase/ (Decrease)	Current Year's (Amortization)/ Accretion	Current Year's Other Than Temporary Impairment Recognized	Total Change In B./A. C.V. (12 + 13 - 14)	Total Foreign Exchange Change in B./A. C.V.	Foreign Exchange Gain (Loss) on Disposal	Realized Gain (Loss) on Disposal	Total Gain (Loss) on Disposal	Interest and Dividends Received During Year	Paid for Accrued Interest and Dividends	
912828-FD-7	U.S. TREASURY NOTES		05/22/2006	VARIOUS	07/19/2006	VARIOUS	3,215,000	3,204,099	3,198,705	3,204,135	.0	.36	.0	.36	.0	.0	(5,430)	(5,430)	(5,430)	12,711	6,781
912828-FE-5	U.S. TREASURY NOTES		06/19/2006	VARIOUS	10/20/2006	VARIOUS	4,975,000	4,961,945	4,961,017	4,962,778	.0	833	.0	833	.0	.0	(1,761)	(1,761)	(1,761)	52,295	7,294
912828-FG-0	U.S. TREASURY NOTES		06/23/2006	GREENWICH CAPITAL	06/27/2006	VARIOUS	6,860,000	6,836,676	6,819,592	6,836,991	.0	315	.0	315	.0	.0	(17,399)	(17,399)	22,988	13,930	
912828-FH-8	U.S. TREASURY NOTES		06/07/2006	CARROLL MCENTEE (GOVT)	08/03/2006	VARIOUS	90,000	89,663	89,771	89,671	.0	9	.0	9	.0	.0	100	100	754	96	
912828-FJ-4	U.S. TREASURY NOTES		07/26/2006	VARIOUS	09/12/2006	VARIOUS	12,975,000	12,955,887	13,015,747	12,957,031	.0	1,143	.0	1,143	.0	.0	58,717	58,717	104,769	11,253	
912828-FK-1	U.S. TREASURY NOTES		07/06/2006	LEHMAN SPECIAL SECURITIES	08/23/2006	WACHOVIA BANK	160,000	159,875	162,194	159,878	.0	3	.0	3	.0	.0	2,316	2,316	1,315	245	
912828-FM-7	U.S. TREASURY NOTES		08/14/2006	VARIOUS	09/12/2006	VARIOUS	1,880,000	1,879,248	1,884,779	1,879,279	.0	31	.0	31	.0	.0	5,499	5,499	9,327	1,363	
912828-FN-5	U.S. TREASURY NOTES		08/23/2006	VARIOUS	08/23/2006	WACHOVIA BANK	1,040,000	1,040,499	1,043,456	1,040,510	.0	11	.0	11	.0	.0	2,946	2,946	3,466	1,538	
912828-FP-0	U.S. TREASURY NOTES		10/03/2006	MORGAN STANLEY & CO., INC.	12/12/2006	JS BANK	1,600,000	1,612,563	1,612,688	1,611,780	.0	(783)	.0	(783)	.0	.0	908	908	25,435	10,598	
912828-FO-8	U.S. TREASURY NOTES		08/30/2006	MORGAN STANLEY	08/30/2006	MORGAN STANLEY	1,190,000	1,196,039	1,197,080	1,196,039	.0	0	.0	0	.0	.0	1,041	1,041	1,827	1,827	
912828-FR-6	U.S. TREASURY NOTES		09/22/2006	VARIOUS	10/26/2006	VARIOUS	14,400,000	14,424,602	14,429,550	14,424,151	.0	(451)	.0	(451)	.0	.0	5,399	5,399	75,399	33,202	
912828-FS-4	U.S. TREASURY NOTES		10/06/2006	VARIOUS	10/31/2006	VARIOUS	5,020,000	5,031,313	4,999,628	5,031,243	.0	(70)	.0	(70)	.0	.0	(31,615)	(31,615)	30,727	16,230	
912828-FT-2	U.S. TREASURY NOTES		10/12/2006	VARIOUS	10/20/2006	VARIOUS	700,000	697,273	696,914	697,299	.0	27	.0	27	.0	.0	(385)	(385)	2,173	1,248	
912828-FU-9	U.S. TREASURY NOTES		10/30/2006	VARIOUS	11/30/2006	VARIOUS	5,160,000	5,117,120	5,118,202	5,117,253	.0	133	.0	133	.0	.0	772	772	22,165	16,406	
912828-FY-1	U.S. TREASURY NT 4.500%		11/15/2006	MERRILL LYNCH GOVERNMENT	11/15/2006	JS BANK	450,000	451,055	450,615	451,055	.0	.0	.0	.0	.0	.0	(439)	(439)	287	287	
912828-FX-3	U.S. TREASURY NT 4.625%		11/15/2006	CITIGROUP GLOBAL MARKETS	12/14/2006	VARIOUS	180,000	181,020	180,013	181,008	.0	(12)	.0	(12)	.0	.0	(996)	(996)	690	483	
912828-ED-8	U.S. TREASURY NOTES		02/22/2006	WACHOVIA BANK	02/23/2006	VARIOUS	1,270,000	1,245,233	1,244,985	1,245,254	.0	21	.0	21	.0	.0	(269)	(269)	1,656	2,906	
912828-FW-5	UNITED STATES TREAS NTS		11/06/2006	VARIOUS	11/10/2006	VARIOUS	14,190,000	14,211,629	14,211,401	14,211,629	.0	0	.0	0	.0	.0	(227)	(227)	8,455	7,951	
0399999 - Bonds - U.S. Governments							598,583,000	593,543,175	593,517,878	593,966,499	0	423,325	0	423,325	0	0	(448,621)	(448,621)	6,718,089	3,703,765	
312967-MG-4	EHLIC PL B14859F		01/05/2006	MORGAN STANLEY	01/26/2006	MORGAN STANLEY	2,974,050	2,910,851	2,888,546	2,911,490	.0	638	.0	638	.0	.0	(22,944)	(22,944)	11,153	6,320	
31396H-E3-9	EHLIC REMIC SERIES 3113 QA		02/21/2006	MCDONALD AND COMPANY	04/15/2006	VARIOUS	1,150,000	1,143,172	1,136,846	1,143,447	.0	275	.0	275	.0	.0	(6,601)	(6,601)	10,338	4,153	
31395H-HV-5	EHLIC REMIC SERIES T-062-1A1		07/05/2006	WACHOVIA BANK	09/25/2006	VARIOUS	929,435	932,920	932,757	932,757	.0	(164)	.0	(164)	.0	.0	0	0	11,175	1,241	
31379T-6G-4	ENMA PL 429371A		01/10/2006	FIRST TENNESSEE	03/25/2006	VARIOUS	1,303,702	1,301,665	1,284,306	1,301,781	.0	116	.0	116	.0	.0	(17,475)	(17,475)	14,822	3,078	
31408F-YD-5	ENMA PL 850408A		01/05/2006	FIRST BOSTON	04/25/2006	VARIOUS	2,095,000	2,153,553	2,138,070	2,149,994	.0	(3,559)	.0	(3,559)	.0	.0	(11,924)	(11,924)	33,766	4,161	
9WAC41-32-1	ENMA PL TBA 6%		06/09/2006	WACHOVIA BANK	06/19/2006	WACHOVIA BANK	265,000	269,213	267,671	269,212	.0	(1)	.0	(1)	.0	.0	(1,541)	(1,541)	0	0	
01F060-4A-0	10/01/		10/02/2006	US BANK	10/12/2006	JS BANK	180,000	182,644	182,053	182,644	.0	0	.0	0	.0	.0	(591)	(591)	480	480	
3136F6-L5-6	ENMA UNIV DEBT FACILITY 2005-6 A		02/03/2006	WACHOVIA BANK	05/25/2006	VARIOUS	209,152	206,178	203,814	206,439	.0	261	.0	261	.0	.0	(2,626)	(2,626)	3,317	322	
452281-GT-9	VAR		08/09/2006	US BANK	10/04/2006	JBS FINANCIAL SERVICES IN	5,000,000	5,000,000	5,000,000	5,000,000	.0	0	.0	0	.0	.0	0	0	41,329	0	
3199999 - Bonds - Special Revenue							14,106,339	14,100,196	14,034,062	14,097,763	0	(2,433)	0	(2,433)	0	0	(63,701)	(63,701)	126,379	19,755	
001957-BC-2	A.T & T CORP NOTES		03/16/2006	ALEX BROWN	03/29/2006	WACHOVIA BANK	840,000	820,724	808,729	820,279	.0	(445)	.0	(445)	.0	.0	(11,550)	(11,550)	28,719	26,607	
00252F-CO-2	LAMES MTG TR 2005-4-2A1		07/05/2006	WACHOVIA BANK	12/26/2006	PRINCIPAL RECEIPT	186,301	186,184	186,301	186,301	.0	116	.0	116	.0	.0	0	0	2,755	394	
002824-AR-1	ABBOTT LABORATORIES		05/09/2006	MONTGOMERY SECURITIES	05/10/2006	MORGAN STANLEY	127,000	126,683	126,919	126,683	.0	0	.0	0	.0	.0	236	236	57	0	
01551D-AD-4	ALG STDNT 04-1A-4144A VAR		07/07/2006	DAIN RAUSCHER	07/24/2006	DAIN RAUSCHER	3,500,000	3,500,000	3,500,000	3,500,000	.0	0	.0	0	.0	.0	0	0	14,564	5,201	
02582J-DZ-0	AMERICAN EXPRESS CREDIT 2006-A		07/07/2006	GREENWICH CAPITAL	07/13/2006	WACHOVIA BANK	8,300,000	8,301,297	8,300,324	8,301,289	.0	(8)	.0	(8)	.0	.0	(965)	(965)	39,478	32,300	
02660T-BG-1	AMERICAN HOME MTG 2004-3-V1-A3		08/31/2006	US BANK	10/25/2006	VARIOUS	2,719,515	2,692,745	2,695,158	2,695,158	.0	2,413	.0	2,413	.0	.0	0	0	10,854	1,692	
040104-MY-4	ARGENT SECS INC 2005-W1-A-2		11/30/2006	US BANK	12/11/2006	JS BANK	2,907,509	2,911,143	2,910,689	2,911,205	.0	61	.0	61	.0	.0	(516)	(516)	7,634	3,592	
04542B-KA-9	ASSET BACKED FDG 2004-OPT5-A-3		07/11/2006	MONTGOMERY SECURITIES	10/25/2006	PRINCIPAL RECEIPT	2,726,056	2,727,227	2,726,056	2,726,056	.0	(1,171)	.0	(1,171)	.0	.0	0	0	25,175	6,897	
054303-AS-1	AVON PRODUCTS INC		01/05/2006	SOLOMAN BROTHERS	02/10/2006	WACHOVIA BANK	385,000	384,507	382,521	384,514	.0	7	.0	7	.0	.0	(1,994)	(1,994)	1,918	0	
06050T-JR-4	BANK AMER CHRLT NC MTN		07/20/2006	MONTGOMERY SECURITIES	09/22/2006	WACHOVIA BANK	5,000,000	5,000,000	5,000,535	5,000,000	.0	0	.0	0	.0	.0	535	535	47,590	0	
060505-CC-6	BANK OF AMERICA CORP VAR 3/24/		07/10/2006	CHEMICAL BANK	09/12/2006	WACHOVIA BANK	2,725,000	2,723,466	2,724,270	2,723,556	.0	91	.0	91	.0	.0	713	713	34,366	6,625	
06050T-JN-3	BANK OF AMERICA NA NTS VAR 6/15/		07/05/2006	SBCI SWISS BANK CORP	09/13/2006	WACHOVIA BANK	2,900,000	2,904,437	2,906,525	2,904,374	.0	(63)	.0	(63)	.0	.0	2,151	2,151	38,824	6,473	
06423E-PM-1	BANK ONE N A NOTES		02/10/2006	CHEMICAL BANK	03/21/2006	CARROLL MCENTEE (GOVT)	245,000	238,799	239,146	239,146	.0	347	.0	347	.0	.0	(104)	(104)	1,737	755	
073879-KN-7	BEAR STEARNS ASSET BK 2004-FR3-J-A		07/06/2006	WACHOVIA BANK	12/26/2006	PRINCIPAL RECEIPT	1,300,000	1,302,031	1,300,000	1,300,000	.0	(2,031)	.0	(2,031)	.0	.0	0	0	16,545	3,165	
073902-KG-2	BEAR STEARNS CO INC VAR 1/31/		07/07/2006	VARIOUS	12/08/2006	VARIOUS	12,900,000	12,909,605	12,931,888	12,907,974	.0	(1,631)	.0	(1,631)	.0	.0	23,914	23,914	372,073	143,070	
084664-AC-5	BERKSHIRE HTHWY 144A		03/03/2006	BEAR STEARNS	03/21/2006	WACHOVIA BANK	100,000	95,797	95,941	95,873	.0	76	.0	76	.0	.0	68	68	1,491	1,341	
14041G-CS-3	CAP ONE AUTO FIN TRUST		04/25/2006	WACHOVIA BANK	11/15/2006	PRINCIPAL RECEIPT	1,000,000	1,000,000	1,000,000	1,000,000	.0	0	.0	0	.0	.0	0	0	16,113	0	
13974A-AC-6	CAPITAL ONE RECV ABN 2006-SM1		08/22/2006	SOLOMAN BROTHERS	09/15/2006	WACHOVIA BANK	10,000,000	10,000,000	10,000,000	10,000,000	.0	0	.0	0	.0	.0	0	0	31,383	0	
14041G-BR-6	CAPITAL ONE AUTO TR 2004-A		07/11/2006	LEHMAN	10/15/2006	PRINCIPAL RECEIPT	4,155,524	4,142,538	4,155,524	4,155,524	.0	12,986	.0	12,986	.0	.0	0	0	25,804	9,214	
14041G-CJ-3	CAPITAL ONE AUTO TR 2005-C		07/06/2006	WACHOVIA BANK	12/15/2006	PRINCIPAL RECEIPT	10,238,264	10,209,468	10,238,264	10,238,264	.0	28,795	.0	28,795	.0	.0	0	0	129,		

AMENDED-2- ANNUAL STATEMENT FOR THE YEAR 2006 OF THE CITIZENS PROPERTY INSURANCE CORPORATION

SCHEDULE D - PART 5

Showing all Long-Term Bonds and Stocks ACQUIRED During Year and Fully DISPOSED OF During Current Year

1 CUSIP identification	2 Description	3 Foreign Date Acquired	4 Name of Vendor	5 Name of Purchaser	6 Disposal Date	7 Name of Purchaser	8 Par Value (Bonds) or Number of Shares (Stocks)	9 Actual Cost	10 Consideration	11 Book/ Adjusted Carrying Value at Disposal Date	Change in Book/Adjusted Carrying Value					17 Foreign Exchange Gain (Loss) on Disposal	18 Realized Gain (Loss) on Disposal	19 Total Gain (Loss) on Disposal	20 Interest and Dividends Received During Year	21 Paid for Accrued Interest and Dividends
											12 Unrealized Valuation Increase/ (Decrease)	13 Current Year's (Amortization)/ Accretion	14 Current Year's Other Than Temporary Impairment Recognized	15 Total Change In B./A. C.V. (12 + 13 - 14)	16 Total Foreign Exchange Change in B./A. C.V.					
16151R-CX-9	CHASE CC MASTER TR 2003-6	07/07/2006	LEHMAN SPECIAL SECURITIES	LEHMAN SPECIAL SECURITIES	07/13/2006	LEHMAN SPECIAL SECURITIES	8,500,000	8,524,570	8,523,906	8,524,659	0	88	0	88	0	0	(752)	(752)	39,323	33,843
16151R-DD-2	CHASE CC MASTER TRUST 2004-2	07/07/2006	LEHMAN SPECIAL SECURITIES	LEHMAN SPECIAL SECURITIES	07/13/2006	WACHOVIA BANK	3,945,000	3,947,312	3,947,157	3,947,405	0	93	0	93	0	0	(247)	(247)	18,945	15,500
16310A-AB-4	CHELA FINANCIAL INC 98 A/B	07/19/2006	WACHOVIA BANK	WACHOVIA BANK	07/25/2006	CALLED BOND	4,200,000	4,200,000	4,200,000	4,200,000	0	0	0	0	0	0	0	0	17,910	14,775
17275R-AB-8	CISCO SYSTEMS INC NTS	02/14/2006	MORGAN STANLEY	MORGAN STANLEY	02/15/2006	GREENWICH CAPITAL	180,000	179,656	180,061	179,656	0	0	0	0	0	0	405	405	0	0
172967-DS-7	CITIGROUP INC	08/18/2006	SOLOMAN BROTHERS	CITIGROUP GLOBAL MARKETS	10/19/2006	CITIGROUP GLOBAL MARKETS	3,000,000	2,979,081	2,981,190	2,979,119	0	38	0	38	0	0	2,071	2,071	29,750	0
225434-BG-3	CREDIT SUISSE USA INC VAR	07/05/2006	WACHOVIA BANK	WACHOVIA BANK	08/17/2006	BEAR STEARNS	5,000,000	4,999,410	5,001,260	4,999,432	0	22	0	22	0	0	1,828	1,828	53,163	20,674
126673-BR-2	CWABS INC 2004-6	07/06/2006	MONTGOMERY SECURITIES	MONTGOMERY SECURITIES	07/12/2006	MONTGOMERY SECURITIES	955,584	956,778	957,226	956,787	0	9	0	9	0	0	439	439	3,184	2,274
126673-3V-2	CWABS INC 2005-IM1-A-1	07/05/2006	BEAR STEARNS	BEAR STEARNS	09/25/2006	PRINCIPAL RECEIPT	1,595,299	1,595,424	1,595,299	1,595,299	0	(125)	0	(125)	0	0	0	0	13,252	3,383
126694-3Y-2	CWABS CHL MTG TR 2006-HYB3-2A1A	04/12/2006	WACHOVIA BANK	WACHOVIA BANK	06/20/2006	VARIOUS	215,000	215,000	214,818	215,000	0	0	0	0	0	0	(182)	(182)	3,064	936
23383V-BW-9	DAIMLERCHRYSLER AUTO TR 2002-C	07/11/2006	LEHMAN SPECIAL SECURITIES	LEHMAN SPECIAL SECURITIES	08/08/2006	PRINCIPAL RECEIPT	3,566,155	3,569,887	3,569,887	3,566,155	0	6,269	0	6,269	0	0	0	0	9,183	1,224
25156P-AJ-2	DEUTSCHE TELEKOM INTL FIN B V	07/14/2006	SCOTT & STRINGFELLOW	SCOTT & STRINGFELLOW	11/13/2006	BANC/AMERICA SECUR.LLC,MO	2,000,000	2,001,380	2,000,900	2,001,087	0	(293)	0	(293)	0	0	(187)	(187)	45,482	8,130
28655V-CB-4	ELI LILLY SVCS 144 VAR	08/15/2006	VARIOUS	VARIOUS	12/12/2006	VARIOUS	5,000,000	4,999,687	5,000,000	4,999,721	0	35	0	35	0	0	279	279	112,365	36,774
32027N-FA-4	FIRST FRANKLIN MTG 2003-FF5	07/05/2006	WACHOVIA BANK	WACHOVIA BANK	11/25/2006	PRINCIPAL RECEIPT	15,908	15,848	15,908	15,908	0	60	0	60	0	0	0	0	187	23
3371F1-XB-4	FIRST TENNESSEE BANK	07/24/2006	GOLDMAN SACHS	GOLDMAN SACHS	10/12/2006	CITIGROUP GLOBAL MARKETS	4,000,000	4,002,256	4,002,040	4,002,038	0	(218)	0	(218)	0	0	1,002	1,002	71,321	21,377
34527R-KV-4	FORD CRD AUTO 05-B-A2	02/23/2006	MONTGOMERY SECURITIES	MONTGOMERY SECURITIES	09/15/2006	PRINCIPAL RECEIPT	1,914,820	1,908,761	1,914,820	1,914,820	0	6,059	0	6,059	0	0	0	0	21,273	2,614
34527R-LO-4	FORD CREDIT 06-A-A3	02/14/2006	WACHOVIA BANK	WACHOVIA BANK	03/23/2006	CHEMICAL BANK	500,000	499,921	498,594	499,924	0	3	0	3	0	0	(1,331)	(1,331)	2,525	0
302570-AV-8	FPL GROUP CAP INC	08/15/2006	US BANK	US BANK	08/16/2006	SCOTT & STRINGFELLOW	550,000	549,533	551,375	549,533	0	0	0	0	0	0	1,843	1,843	258	0
36962G-SY-0	GENERAL ELEC CAP CORP MTN BE	07/13/2006	CARROLL McENTEE (GOVT)	CARROLL McENTEE (GOVT)	08/23/2006	GOLDMAN SACHS	3,000,000	3,002,631	3,003,756	3,002,860	0	229	0	229	0	0	896	896	57,038	35,792
36962G-R2-2	GENL ELECTRIC CAP SR-A VAR	07/10/2006	VARIOUS	VARIOUS	07/28/2006	WACHOVIA BANK	3,000,000	3,004,425	3,005,112	3,004,347	0	(78)	0	(78)	0	0	765	765	20,813	10,542
36962G-Q5-6	GENL ELECTRIC CAP SR-B VAR	07/05/2006	VARIOUS	VARIOUS	09/19/2006	WACHOVIA BANK	8,004,000	8,010,811	8,012,404	8,010,090	0	(721)	0	(721)	0	0	2,314	2,314	147,896	55,749
38141E-JW-0	GS AUTO LN 05-1-A3	07/05/2006	BEAR STEARNS	BEAR STEARNS	08/15/2006	WACHOVIA BANK	5,000,000	5,022,730	5,023,845	5,022,027	0	(703)	0	(703)	0	0	1,818	1,818	85,894	53,400
36292R-AU-5	GS AMP TRUST 06-S3-A1	11/07/2006	VARIOUS	GOLDMAN SACHS & CO	12/05/2006	GOLDMAN SACHS & CO	900,000	888,171	894,375	892,718	0	4,547	0	4,547	0	0	1,657	1,657	26,960	1,869
36297N-AA-3	HARTFORD LIFE GLBL FDG VAR	04/19/2006	GOLDMAN SACHS	VARIOUS	08/25/2006	VARIOUS	100,000	100,000	99,850	100,000	0	0	0	0	0	0	(150)	(150)	1,916	439
41659E-EW-3	JPMORGAN CHASE & C VAR	07/05/2006	SBCI SWISS BANK CORP	SBCI SWISS BANK CORP	12/13/2006	BANC/AMERICA SECUR.LLC,MO	2,850,000	2,849,886	2,851,083	2,849,895	0	9	0	9	0	0	1,188	1,188	77,791	10,746
42786E-AN-8	JNDYMAC INDX 2006-AR7 5A1	08/23/2006	MONTGOMERY SECURITIES	MONTGOMERY SECURITIES	08/23/2006	CARROLL McENTEE (GOVT)	525,000	523,971	524,381	523,971	0	0	0	0	0	0	410	410	0	0
45661E-DE-1	JPMORGAN CHASE & C VAR	03/24/2006	BEAR STEARNS	BEAR STEARNS	12/25/2006	VARIOUS	205,000	206,778	207,112	206,355	0	(423)	0	(423)	0	0	757	757	9,174	1,053
46625H-DC-1	LEHMAN BROTHERS	07/05/2006	SBCI SWISS BANK CORP	SBCI SWISS BANK CORP	12/13/2006	BANC/AMERICA SECUR.LLC,MO	2,850,000	2,856,698	2,858,322	2,855,726	0	(972)	0	(972)	0	0	2,596	2,596	105,880	34,420
524908-JA-9	LEHMAN BROTHERS	03/02/2006	WACHOVIA BANK	WACHOVIA BANK	03/21/2006	CHEMICAL BANK	200,000	192,452	192,700	192,605	0	153	0	153	0	0	95	95	914	583
55264T-BL-4	MBNA MASTER CC TR II 2002-13	07/07/2006	CHEMICAL BANK	WACHOVIA BANK	07/13/2006	WACHOVIA BANK	2,300,000	2,304,762	2,304,492	2,304,776	0	14	0	14	0	0	(284)	(284)	11,235	9,192
55264T-CC-3	MBNA MASTER CC TR II 2003-9A	07/07/2006	CHEMICAL BANK	CHEMICAL BANK	07/12/2006	CHEMICAL BANK	6,000,000	6,018,750	6,017,813	6,018,770	0	20	0	20	0	0	(958)	(958)	28,420	23,979
59018Y-WF-4	MERRILL LYNCH & CO VAR	07/05/2006	WACHOVIA BANK	WACHOVIA BANK	08/01/2006	WACHOVIA BANK	5,000,000	5,003,595	5,005,465	5,003,488	0	(107)	0	(107)	0	0	1,977	1,977	69,597	49,833
59020U-MD-4	ML MTG INVESTORS 2004-WMC5-A2B2	07/20/2006	ALEX BROWN	ALEX BROWN	10/25/2006	PRINCIPAL RECEIPT	8,325,804	8,331,983	8,325,804	8,325,804	0	(6,179)	0	(6,179)	0	0	0	0	81,267	36,733
61745M-YC-1	MORGAN STANLEY CAP I 2004-XLF-G	08/18/2006	MONTGOMERY SECURITIES	MONTGOMERY SECURITIES	10/16/2006	CALLS	2,000,000	2,015,547	2,015,133	2,015,133	0	(414)	0	(414)	0	0	(15,133)	(15,133)	21,621	2,836
69121P-DE-0	MOWNIT MTG 06-2-A2B	03/01/2006	MERRILL LYNCH	MERRILL LYNCH PIERCE, FENN	12/06/2006	MERRILL LYNCH PIERCE, FENN	85,000	85,000	85,199	85,000	0	0	0	0	0	0	199	199	4,123	505
69344M-AG-6	PNJ GROUP INC	08/10/2006	MONTGOMERY SECURITIES	MONTGOMERY SECURITIES	08/16/2006	SCOTT & STRINGFELLOW	690,000	688,344	689,310	688,346	0	2	0	2	0	0	964	964	640	0
74254P-JS-2	PRIN LIFE INC FNDG VAR	11/15/2006	LEHMAN SPECIAL SECURITIES	LEHMAN SPECIAL SECURITIES	08/18/2006	WACHOVIA BANK	2,850,000	2,855,985	2,856,527	2,855,839	0	(146)	0	(146)	0	0	687	687	42,345	23,630
74977R-AP-9	RABOBANK NEDERLAND GLBL	07/27/2006	WACHOVIA BANK	WACHOVIA BANK	12/12/2006	BEAR, STEARNS SECURITIES	600,000	599,894	600,239	599,700	0	(195)	0	(195)	0	0	539	539	13,506	921
74927F-AA-9	RBS CAPITAL TRUST IV VAR	07/10/2006	SBCI SWISS BANK CORP	ALEX BROWN	07/18/2006	ALEX BROWN	2,850,000	2,850,000	2,857,125	2,850,000	0	0	0	0	0	0	7,125	7,125	10,472	6,482
760985-5U-1	RESIDENTIAL ASSET SEC 2004-SP1-A-1	01/03/2006	MERRILL LYNCH	WACHOVIA BANK	04/03/2006	WACHOVIA BANK	1,500,000	1,497,188	1,458,750	1,497,327	0	139	0	139	0	0	(38,577)	(38,577)	20,920	1,101
76110V-RA-8	RESIDENTIAL FDG 2005-H11-A2	01/04/2006	WACHOVIA BANK	VARIOUS	05/04/2006	VARIOUS	950,000	944,211	947,948	949,359	0	5,148	0	5,148	0	0	(1,410)	(1,410)	10,305	821
86358E-LR-5	STRUCTURED ASSET INV 2004-8-A7	07/11/2006	MORGAN STANLEY	MORGAN STANLEY	10/25/2006	PRINCIPAL RECEIPT	4,982,451	4,984,591	4,982,451	4,982,451	0	(2,141)	0	(2,141)	0	0	0	0	52,871	11,672
86359B-6D-8	STRUCTURED ASSET SEC 2005-WMC1-A1	07/12/2006	WACHOVIA BANK	WACHOVIA BANK	09/25/2006	PRINCIPAL RECEIPT	201,960	201,897	201,960	201,960	0	63	0	63	0	0	0	0	1,207	636
89578S-AL-7	TRIAD AUTO REC TR 2005-A	07/11/2006	LEHMAN	LEHMAN	12/12/2006	PRINCIPAL RECEIPT	2,622,413	2,614,422	2,622,413	2,622,413	0	7,990	0	7,990	0	0	0	0	24,501	8,006
90331H-KW-2	U.S BANK N A NOTES	03/01/2006	SBCI SWISS BANK CORP	WACHOVIA BANK	03/21/2006	WACHOVIA BANK	800,000	787,704	786,904	787,963	0	259	0	259	0	0	(1,059)	(1,059)	3,813	2,053
92866X-AG-2	VOLKSWAGEN 03-2-A3	07/12/2006	WACHOVIA BANK	WACHOVIA BANK	09/20/2006	PRINCIPAL RECEIPT	523,896	523,896	523,896	523,896	0	1,392	0	1,392	0	0	0	0	1,686	892
929766-G5-6	WACHOVIA CMBS 2005-WHALE 5-A2	07/06/2006	LEHMAN SPECIAL SECURITIES	LEHMAN SPECIAL SECURITIES	10/15/2006	PRINCIPAL RECEIPT	4,800,000	4,808,250	4,800,000	4,800,000	0	(8,250)	0	(8,250)	0	0	0	0	51,927	18,716
93363C-AA-7	WAMU MTG CERT 2006-AR7 1A	07/12/2006	WACHOVIA BANK	VARIOUS	09/25/2006	VARIOUS	5,388,333	5,378,228	5,378,949	5,378,949	0	720	0	720	0	0	0	0	47,245	

AMENDED-2- ANNUAL STATEMENT FOR THE YEAR 2006 OF THE CITIZENS PROPERTY INSURANCE CORPORATION

SCHEDULE D - PART 5

Showing all Long-Term Bonds and Stocks ACQUIRED During Year and Fully DISPOSED OF During Current Year

1 CUSIP Identification	2 Description	3 Foreign Date Acquired	4 Name of Vendor	5 Disposal Date	6 Name of Purchaser	7 Par Value (Bonds) or Number of Shares (Stocks)	8 Actual Cost	9 Consideration	10 Book/ Adjusted Carrying Value at Disposal Date	Change in Book/Adjusted Carrying Value					17 Foreign Exchange Gain (Loss) on Disposal	18 Realized Gain (Loss) on Disposal	19 Total Gain (Loss) on Disposal	20 Interest and Dividends Received During Year	21 Paid for Accrued Interest and Dividends	
										12 Unrealized Valuation Increase/ (Decrease)	13 Current Year's (Amortization)/ Accretion	14 Current Year's Other Than Temporary Impairment Recognized	15 Total Change In B./A. C.V. (12 + 13 - 14)	16 Total Foreign Exchange Change in B./A. C.V.						
949746-NB-3	WELLS FARGO COMPANY	01/05/2006	GOLDMAN SACHS	01/26/2006	SOLOMAN BROTHERS	4,000,000	3,997,880	3,977,520	3,997,894	0	14	0	14	0	0	(20,374)	(20,374)	10,292	0	
949812-AA-9	WELLS FARGO MBS 2004-1 1A1	11/02/2006	GOLDMAN SACHS & CO	12/05/2006	VARIOUS	149,128	149,501	149,473	149,473	0	(27)	0	(27)	0	0	0	0	740	84	
94983P-AC-2	WELLS FARGO MBS 2006-AR4 -2A1	03/16/2006	WACHOVIA BANK	04/25/2006	VARIOUS	585,000	583,995	581,199	583,999	0	4	0	4	0	0	(2,800)	(2,800)	3,847	2,827	
4599999	Bonds - Industrial and Miscellaneous					214,125,407	214,169,776	214,199,349	214,237,423	0	67,647	0	67,647	0	0	(38,074)	(38,074)	2,450,754	896,752	
6099998	Subtotal Bonds					826,814,746	821,813,146	821,751,290	822,301,686	0	488,539	0	488,539	0	0	(550,396)	(550,396)	9,295,222	4,620,272	
7399999	Subtotal-Stocks					0	0	0	0	0	0	0	0	0	0	0	0	0	0	0
7499999	Totals					821,813,146	821,751,290	822,301,686	822,301,686	0	488,539	0	488,539	0	0	(550,396)	(550,396)	9,295,222	4,620,272	

E13.3

SCHEDULE D - PART 6 - SECTION 1

Valuation of Shares of Subsidiary, Controlled or Affiliated Companies

1 CUSIP Identification	2 Description Name of Subsidiary, Controlled or Affiliated Company	3 Foreign	4 NAIC Company Code or Alien Insurer Identification Number	5 NAIC Valuation Method (See SVO Purposes and Procedures Manual)	6 Do Insurer's Admitted Assets Include Intangible Assets Connected with Holding of Such Company's Stock?	7 Total Amount of Such Intangible Assets	8 Book / Adjusted Carrying Value	Stock of Such Company Owned by Insurer on Statement Date	
								9 Number of Shares	10 % of Outstanding
NONE									
1999999 Totals								XXX	XXX

1. Amount of insurer's capital and surplus from the prior period's statutory statement reduced by any admitted EDP, goodwill and net deferred tax assets included therein: \$
2. Total amount of intangible assets nonadmitted: \$

SCHEDULE D - PART 6 - SECTION 2

1 CUSIP Identification	2 Name of Lower-Tier Company	3 Name of Company Listed in Section 1 Which Controls Lower-Tier Company	4 Total Amount of Intangible Assets Included in Amount Shown in Column 7, Section 1	Stock in Lower-Tier Company Owned Indirectly by Insurer on Statement Date	
				5 Number of Shares	6 % of Outstanding
NONE					
0399999 Total				XXX	XXX

AMENDED-2- ANNUAL STATEMENT FOR THE YEAR 2006 OF THE CITIZENS PROPERTY INSURANCE CORPORATION

SCHEDULE DA - PART 1

Showing all SHORT-TERM INVESTMENTS Owned December 31 of Current Year

1	Codes		4	5	6	7	Change In Book/Adjusted Carrying Value				12	13	Interest					20	
	2	3					8	9	10	11			14	15	16	17	18		19
Description	Code	Foreign	Date Acquired	Name of Vendor	Maturity Date	Book/ Adjusted Carrying Value	Unrealized Valuation Increase/ (Decrease)	Current Year's (Amortization) / Accretion	Current Year's Other Than Temporary Impairment Recognized	Total Foreign Exchange Change in B./A.C.V.	Par Value	Actual Cost	Amount Due And Accrued Dec. 31 of Current Year On Bond Not In Default	Non-Admitted Due and Accrued	Rate of	Effective Rate of	How Paid	Gross Amount Received	Paid for Accrued Interest
F F C B DISC NTS	6/18/		10/23/2006	MORGAN STANLEY & CO., INC.	06/18/2007	560,521	.0	.0	.0	.0	580,000	560,521	5,501	.0	0.000	5.373	JMAT	.0	.0
F H L B (3133XA-N8-6)			07/11/2006	FIRST TENNESSEE	02/22/2007	26,770,558	.0	83,654	.0	.0	26,800,000	26,686,904	126,585	.0	4.360	5.241	FMAN	299,490	168,989
F H L B DISC NTS	2/02/		11/03/2006	US BANK	02/02/2007	289,201	.0	.0	.0	.0	293,000	289,201	2,418	.0	0.000	5.616	JMAT	.0	.0
F H L B DISC NTS	2/07/		09/25/2006	US BANK	02/07/2007	307,936	.0	.0	.0	.0	314,000	307,936	4,387	.0	0.000	5.463	JMAT	.0	.0
F H L B DISC NTS	4/25/		12/12/2006	FTN FINANCIAL SECURITIES	04/25/2007	171,613	.0	.0	.0	.0	175,000	171,613	476	.0	0.000	5.433	JMAT	.0	.0
F H L B DISC NTS	5/11/		11/13/2006	FTN FINANCIAL SECURITIES	05/11/2007	167,553	.0	.0	.0	.0	172,000	167,553	1,176	.0	0.000	5.441	JMAT	.0	.0
F H L B DISC NTS	6/15/		12/27/2006	FTN FINANCIAL SECURITIES	06/15/2007	195,127	.0	.0	.0	.0	200,000	195,127	113	.0	0.000	5.428	JMAT	.0	.0
F H L M C DISC NT	2/21/		10/02/2006	MERRILL LYNCH, PIERCE, FENN.	02/21/2007	223,392	.0	.0	.0	.0	228,000	223,392	2,929	.0	0.000	5.431	JMAT	.0	.0
F H L M C DISC NT	3/06/		09/08/2006	US BANK	03/06/2007	12,187,722	.0	.0	.0	.0	12,500,000	12,187,722	193,768	.0	0.000	5.374	JMAT	.0	.0
F H L M C DISC NT	3/13/		10/06/2006	MERRILL LYNCH, PIERCE, FENN.	03/13/2007	293,259	.0	.0	.0	.0	300,000	293,259	3,612	.0	0.000	5.350	JMAT	.0	.0
F H L M C DISC NT	4/17/		10/10/2006	MERRILL LYNCH, PIERCE, FENN.	04/17/2007	681,239	.0	.0	.0	.0	700,000	681,239	8,001	.0	0.000	5.369	JMAT	.0	.0
F H L M C DISC NT	4/20/		12/19/2006	FTN FINANCIAL SECURITIES	04/20/2007	555,139	.0	.0	.0	.0	565,000	555,139	963	.0	0.000	5.378	JMAT	.0	.0
F H L M C DISC NT	6/29/		10/10/2006	GOLDMAN, SACHS & CO.	06/29/2007	495,109	.0	.0	.0	.0	514,000	495,109	5,757	.0	0.000	5.343	JMAT	.0	.0
F N M A DISC NT	1/03/		09/26/2006	US BANK	01/03/2007	345,043	.0	.0	.0	.0	350,000	345,043	4,853	.0	0.000	5.436	JMAT	.0	.0
F N M A DISC NT	2/23/		09/25/2006	US BANK	02/23/2007	219,161	.0	.0	.0	.0	224,000	219,161	3,114	.0	0.000	5.456	JMAT	.0	.0
F N M A DISC NT	3/30/		12/13/2006	LEHMAN BROTHERS INC.	03/30/2007	1,280,178	.0	.0	.0	.0	1,300,000	1,280,178	3,292	.0	0.000	5.305	JMAT	.0	.0
F N M A DISC NT	5/31/		10/10/2006	GOLDMAN, SACHS & CO.	05/31/2007	1,847,634	.0	.0	.0	.0	1,910,000	1,847,634	21,400	.0	0.000	5.310	JMAT	.0	.0
F N M A DISC NT	6/29/		10/25/2006	FTN FINANCIAL SECURITIES	06/29/2007	2,148,965	.0	.0	.0	.0	2,227,000	2,148,965	20,864	.0	0.000	5.374	JMAT	.0	.0
FEDERAL FARM CR BKS CONS.			11/06/2006	US BANK	07/10/2007	15,045,448	.0	47,422	.0	.0	15,000,000	14,998,026	36,904	.0	5.210	4.587	JAJC	.0	.0
FEDERAL HOME LN BKS.			08/28/2006	US BANK	04/13/2007	3,989,349	.0	9,629	.0	.0	4,000,000	3,979,720	8,640	.0	4.320	5.398	MON	59,867	8,053
FEDERAL HOME LN BKS.			08/02/2006	MERRILL LYNCH GOVER SEC.	07/06/2007	9,998,145	.0	(479)	.0	.0	10,000,000	9,998,624	123,486	.0	5.230	5.372	JAJC	136,467	41,577
FEDERAL HOME LN BKS.			07/06/2006	WACHOVIA BANK	01/12/2007	1,500,000	.0	.0	.0	.0	1,500,000	1,500,000	38,870	.0	5.520	5.596	JJ	.0	.0
FEDERAL HOME LN BKS.			08/11/2006	MONTGOMERY SECURITIES	07/18/2007	9,998,599	.0	(101)	.0	.0	10,000,000	9,998,700	106,256	.0	5.240	5.371	JAJC	133,911	39,300
FEDERAL HOME LN MTG CORP MTN.			07/20/2006	WACHOVIA BANK	07/06/2007	7,718,659	.0	(731)	.0	.0	7,720,000	7,719,390	95,422	.0	5.235	5.375	JAJC	105,562	17,211
FEDERAL NATL MTG ASSN DISC NT			12/12/2006	GOLDMAN, SACHS & CO.	04/27/2007	5,295,756	.0	.0	.0	.0	5,400,000	5,295,756	14,427	.0	0.000	5.336	JMAT	.0	.0
FEDERAL NATL MTG ASSN DISC NT			12/12/2006	CITIGROUP GLOBAL MARKETS	05/09/2007	2,702,132	.0	.0	.0	.0	2,760,000	2,702,132	7,343	.0	0.000	5.326	JMAT	.0	.0
FEDERAL NATL MTG ASSN MTN.			07/24/2006	MCDONALD AND COMPANY	07/02/2007	497,726	.0	(2,308)	.0	.0	495,000	500,034	16,343	.0	6.640	5.591	JJ	.0	2,100
FEDERAL NATL MTG ASSN MTN.			09/22/2006	US BANK	04/05/2007	243,654	.0	1,383	.0	.0	245,000	242,270	1,829	.0	3.125	5.327	AO	3,828	3,615
FHLB			12/21/2006	CREDIT SUISSE SECURITIES	05/15/2007	3,382,985	.0	29,634	.0	.0	3,405,000	3,353,351	15,228	.0	3.500	5.341	MM	53,375	7,504
FHLB			08/16/2006	FIRST TENNESSEE	02/22/2007	499,391	.0	1,436	.0	.0	500,000	497,955	2,362	.0	4.360	5.330	FMAN	5,588	5,360
FHLMC			10/12/2006	CREDIT SUISSE SECURITIES	09/27/2007	23,995,609	.0	1,273	.0	.0	24,000,000	23,994,336	13,182	.0	4.943	5.083	MON	313,918	65,594
FHLMC			09/14/2006	US BANK	03/15/2007	8,493,119	.0	9,694	.0	.0	8,500,000	8,483,425	122,010	.0	4.875	5.343	MS	.0	4,604
U S TREAS BD STRIP	8/15/		12/08/2006	US BANK	08/15/2007	3,456,621	.0	.0	.0	.0	3,571,000	3,456,621	10,717	.0	0.000	4.839	FA	.0	.0
U S TREAS NT STRIPPED			10/06/2006	US BANK	08/15/2007	3,429,660	.0	.0	.0	.0	3,571,000	3,429,660	36,854	.0	0.000	4.886	JMAT	.0	.0
U S TREAS NTS TIPS 3.75% 01/15/07			09/15/2006	GREENWICH CAPITAL	01/15/2007	12,335,190	.0	(61,424)	.0	.0	9,685,000	12,394,962	192,328	.0	3.375	3.533	JJ	.0	43,801
U S TREASURY BILL	3/29/		09/28/2006	US BANK	03/29/2007	2,926,973	.0	.0	.0	.0	3,000,000	2,926,973	37,669	.0	0.000	5.066	JMAT	.0	.0
U S TREASURY NOTES			10/02/2006	GREENWICH CAPITAL MARKETS	02/15/2007	3,986,150	.0	37,009	.0	.0	4,000,000	3,949,141	33,995	.0	2.250	5.164	FA	22,500	26,876
U S TREASURY TIGER STRIP			11/08/2006	US BANK	08/15/2007	6,930,825	.0	73,005	.0	.0	7,142,000	6,857,820	.0	.0	0.000	4.940	JMAT	.0	.0
0199999 - U.S. Governments - Issuer Obligations						175,165,339	(61,424)	292,172	.0	.0	173,846,000	174,934,591	1,323,073	.0	XXX	XXX	XXX	1,134,505	434,585
0399999 - Total - U.S. Government Bonds						175,165,339	(61,424)	292,172	.0	.0	173,846,000	174,934,591	1,323,073	.0	XXX	XXX	XXX	1,134,505	434,585
AIG SURAMERICA GLOBAL FING IX			10/02/2006	RBC DAIN RAUSCHER INC.	01/17/2007	924,871	.0	704	.0	.0	925,000	924,168	21,491	.0	5.100	5.487	JJ	.0	10,221
COUNTRYWIDE FINL CORP MTN BK			07/26/2006	CHEMICAL BANK	06/27/2007	3,499,815	.0	(500)	.0	.0	3,500,000	3,500,315	2,119	.0	5.448	5.572	MJSD	97,929	16,217
FEDERATED GOVT OBLIGATION MM FUND			12/29/2006	BANK OF NEW YORK		67,446,276	.0	.0	.0	.0	67,446,276	67,446,276	242,601	.0	0.053	0.000	MON	880,564	.0
FOUNTAIN SO CM FDG C P	4/19/		12/26/2006	BANC/AMERICA SECUR. LLC, MO.	04/19/2007	983,438	.0	.0	.0	.0	1,000,000	983,438	721	.0	0.000	5.465	JMAT	.0	.0
GENERAL ELECTRIC CAP C P	2/26/		10/06/2006	US BANK	02/26/2007	7,543,978	.0	.0	.0	.0	7,694,000	7,543,978	88,870	.0	0.000	5.232	JMAT	.0	.0
IXIS CP CORP C P	2/26/		11/08/2006	US BANK	02/26/2007	7,543,787	.0	.0	.0	.0	7,661,000	7,543,787	55,944	.0	0.000	5.376	JMAT	.0	.0
LEGACY CAPITAL COMPANY C P	3/06/		09/18/2006	US BANK	03/06/2007	1,706,952	.0	.0	.0	.0	1,750,000	1,706,952	26,138	.0	0.000	5.482	JMAT	.0	.0
MIINT LLC C P	4/23/		10/25/2006	US BANK	04/23/2007	2,433,625	.0	.0	.0	.0	2,500,000	2,433,625	24,196	.0	0.000	5.593	JMAT	.0	.0
SOCIETE GEN NO AMER C P	2/26/		09/11/2006	US BANK	02/26/2007	7,543,216	.0	.0	.0	.0	7,726,000	7,543,216	120,140	.0	0.000	5.330	JMAT	.0	.0
THE STATE TREASURER'S SPIA ACCOUNT			11/14/2006	US BANK		125,882,226	.0	.0	.0	.0	125,882,226	125,882,226	732,786	.0	0.035	0.000	MON	3,396,218	.0
VODAFONE GROUP PLC 5.560% 6/29/			10/26/2006	US BANK	06/29/2007	2,899,972	.0	.0	.0	.0	2,900,000	2,899,961	896	.0	5.560	5.679	MJSD	39,782	13,989
3999999 - Industrial and Miscellaneous - Issuer Obligations						228,408,155	.0	214	.0	.0	228,984,502	228,407,942	1,315,901	.0	XXX	XXX	XXX	4,414,493	40,427
WACHOVIA AUTO TR 2006-A			12/22/2006	US BANK	06/20/2007	2,587,161	.0	(74)	.0	.0	2,587,336	2,587,235	4,582	.0	5.313	5.519	MON	.0	3,055
4399999 - Industrial and Miscellaneous - Defined Multi-Class Commercial Mortgage-Backed Securities						2,587,161	.0	(74)	.0	.0	2,587,336	2,587,235	4,582	.0	XXX	XXX	XXX	.0	3,055
4599999 - Total - Industrial and Miscellaneous Bonds						230,995,316	.0	140	.0	.0	231,571,838	230,995,176	1,320,483	.0	XXX	XXX	XXX	4,414,493	43,482

AMENDED-2- ANNUAL STATEMENT FOR THE YEAR 2006 OF THE CITIZENS PROPERTY INSURANCE CORPORATION

SCHEDULE DA - PART 1

Showing all SHORT-TERM INVESTMENTS Owned December 31 of Current Year

1	Codes		4	5	6	7	Change In Book/Adjusted Carrying Value				12	13	Interest					20	
	2	3					8	9	10	11			14	15	16	17	18		19
Description	Code	Foreign	Date Acquired	Name of Vendor	Maturity Date	Book/ Adjusted Carrying Value	Unrealized Valuation Increase/ (Decrease)	Current Year's (Amortization) / Accretion	Current Year's Other Than Temporary Impairment Recognized	Total Foreign Exchange Change in B./A.C.V.	Par Value	Actual Cost	Amount Due And Accrued Dec. 31 of Current Year On Bond Not In Default	Non-Admitted Due and Accrued	Rate of	Effective Rate of	How Paid	Gross Amount Received	Paid for Accrued Interest
6099999 - Total - Bonds						406,160,655	(61,424)	292,312	0	0	405,417,838	405,929,767	2,643,556	0	XXX	XXX	XXX	5,548,998	478,067
AMERICAN BEACON SELECT FDS			10/31/2006	US BANK	12/31/2007	21,500,000	0	0	0	0	21,500,000	21,500,000	98,201	0	0.000	0.000	MO	314,440	0
CREDIT SUISSE INSTL MONEY MKT			11/27/2006	US BANK	12/31/2007	25,000,000	0	0	0	0	25,000,000	25,000,000	112,472	0	0.000	0.000	MO	14,533	0
DWS MONEY MKT SER			09/21/2006	US BANK	12/31/2007	15,000,000	0	0	0	0	15,000,000	15,000,000	88,887	0	0.000	0.000	MO	154,078	0
Evergreen Class One MM			12/30/2006	Wachovia Bank	12/31/2007	154,795,000	0	0	0	0	154,795,000	154,795,000	1,198,505	0	0.000	0.000	MO	10,308,609	0
Wells Fargo Prime Class One MM			12/30/2006	Wells Fargo Bank	12/31/2007	314,567,347	0	0	0	0	314,567,347	314,567,347	1,145,622	0	0.000	0.000	MO	16,081,981	0
AIM Inst'l Class One MM			12/30/2006	SunTrust	12/31/2007	138,000	0	0	0	0	138,000	138,000	564	0	0.000	0.000	MO	6,684	0
Federated Govt Obligation MM Fund			12/30/2006	Bank of New York	12/31/2007	987,461	0	0	0	0	987,461	987,461	1,181,759	0	0.000	0.000	MO	363,627	0
RESERVE FD PRIMARY FD SER 12			09/20/2006	Undefined	12/31/2007	25,000,000	0	0	0	0	25,000,000	25,000,000	0	0	0.000	0.000	MO	259,677	0
SHORT TERM INVTS TR			12/29/2006	Undefined	12/31/2007	10,000,000	0	0	0	0	10,000,000	10,000,000	4,324	0	0.000	0.000	MO	0	0
FST AMERN PRIME OBLIGATION FD			12/29/2006	US BANK	12/31/2007	261,690,574	0	0	0	0	261,690,574	261,690,574	0	0	0.000	0.000	MO	289,433	0
8099999 - Class One Money Market Mutual Funds						828,678,382	0	0	0	0	XXX	828,678,382	3,830,334	0	XXX	XXX	XXX	27,793,063	0
The State Treasurer's SPIA Account			12/30/2006	Undefined	12/31/2007	1,796,691	0	0	0	0	1,796,691	1,796,691	2,078,159	0	0.000	0.000	MO	5,139,819	0
The State Treasurer's SPIA Account			12/30/2006	Undefined	12/31/2007	492,071,529	0	0	0	0	492,071,529	492,071,529	2,654,370	0	0.000	0.000	MO	17,464,447	0
The State Treasurer's SPIA Account			12/30/2006	Undefined	12/31/2007	251,313,973	0	0	0	0	251,313,973	251,313,973	1,437,427	0	0.000	0.000	MO	9,827,004	0
SBA HR Regular Assessment Account			12/30/2006	Undefined	12/31/2007	629,158,485	0	0	0	0	629,158,485	629,158,485	0	0	0.000	0.000	MO	1,118,130	0
SBA PLA Regular Assessment Account			12/30/2006	Undefined	12/31/2007	491,210,013	0	0	0	0	491,210,013	491,210,013	0	0	0.000	0.000	MO	1,525,669	0
SBA CLA Regular Assessment Account			12/30/2006	Undefined	12/31/2007	250,662,938	0	0	0	0	250,662,938	250,662,938	0	0	0.000	0.000	MO	889,371	0
8199999 - Total - Other						2,116,213,629	0	0	0	0	XXX	2,116,213,629	6,169,956	0	XXX	XXX	XXX	35,964,440	0
8299999 Totals						3,351,052,667	(61,424)	292,312	0	0	XXX	3,350,821,778	12,643,846	0	XXX	XXX	XXX	69,306,502	478,067

E15.1

Schedule DB - Part A - Section 1

NONE

Schedule DB - Part A - Section 2

NONE

Schedule DB - Part A - Section 3

NONE

Schedule DB - Part B - Section 1

NONE

Schedule DB - Part B - Section 2

NONE

Schedule DB - Part B - Section 3

NONE

Schedule DB - Part C - Section 1

NONE

Schedule DB - Part C - Section 2

NONE

Schedule DB - Part C - Section 3

NONE

Schedule DB - Part D - Section 1

NONE

Schedule DB - Part D - Section 2

NONE

Schedule DB - Part D - Section 3

NONE

Schedule DB - Part E - Section 1

NONE

AMENDED-2- ANNUAL STATEMENT FOR THE YEAR 2006 OF THE CITIZENS PROPERTY INSURANCE CORPORATION

SCHEDULE E - PART 1 - CASH

1	2	3	4	5	6	7
Depository	Code	Rate of Interest	Amount of Interest Received During Year	Amount of Interest Accrued December 31 of Current Year	Balance	*
MASTER ACCOUNT/RESIDENTIAL	WACHOVIA				4,476,536	XXX
OPERATING ACCOUNT	WACHOVIA				(3,021,988)	XXX
EPAS RETURN PREMIUM	WACHOVIA				(18,473,152)	XXX
EPAS COMMISSION	WACHOVIA				(2,385,412)	XXX
EPAS CLAIMS	WACHOVIA				(33,106,130)	XXX
EPAS FIELD CLAIMS	WACHOVIA				(6,695)	XXX
AGENT CONTRACT FEES	WACHOVIA				16,750	XXX
MASTER ACCOUNT-RPC	SUNTRUST				1,029	XXX
OPERATING ACCOUNT-RPC	SUNTRUST				0	XXX
SPECIAL ASSESSMENT ACCOUNT	WACHOVIA				0	XXX
BANK OF NEW YORK	BNY				0	XXX
MASTER ACCOUNT	WACHOVIA				51,256	XXX
MASTER DISBURSEMENT MIDTERM ACCOUNT	SUNTRUST				0	XXX
APEX DISBURSEMENT	SUNTRUST				0	XXX
AUDUBON DISBURSEMENT	SUNTRUST				(808)	XXX
BANKERS DISBURSEMENT	SUNTRUST				0	XXX
AIB/DIAMOND STATE DISBURSEMENT	SUNTRUST				0	XXX
PMSC-STATE FARM DISBURSEMENT	SUNTRUST				0	XXX
PMSC-CONTINENTAL DISBURSEMENT	SUNTRUST				0	XXX
PMSC-INDEPENDENT DISBURSEMENT	SUNTRUST				0	XXX
APEX CLAIMS ACCOUNT	WACHOVIA				(8,574)	XXX
AIB/ DIAMOND STATE CLAIMS ACCOUNT	SUNTRUST				(50,411)	XXX
PMSC-ALLSTATE CLAIMS ACCOUNT	SUNTRUST				0	XXX
PMSC-STATE FARM CLAIMS ACCOUNT	SUNTRUST				321	XXX
PMSC-CONTINENTAL CLAIMS	SUNTRUST				(1,523)	XXX
PMSC-INDEPENDENT CLAIMS	SUNTRUST				(9,857)	XXX
APEX CLAIMS ACCOUNT	WACHOVIA				(14,574)	XXX
AUDUBON CLAIMS ACCOUNT	WACHOVIA				(14,449)	XXX
AIB/DIAMOND STATE CLAIMS	WACHOVIA				(10,072)	XXX
PMSC CLAIMS RUN OFF	WACHOVIA				(32,544)	XXX
PMSC PREMIUM RUN OFF	WACHOVIA				(38,983)	XXX
BLACKED POLICY	WACHOVIA				0	XXX
TAMPA RTN PREMIUM MASTER	WACHOVIA				203,793	XXX
TAMPA RESIDENTIAL RETURN PREMIUM	WACHOVIA				(362,376)	XXX
TAMPA RESIDENTIAL MASTER	WACHOVIA				4,777,722	XXX
TAMPA RESIDENTIAL PREMIUM DEPOSITORY	WACHOVIA				45,282	XXX
TAMPA RESIDENTIAL CLAIMS	WACHOVIA				(2,599,437)	XXX
TAMPA RESIDENTIAL COMMISSIONS	WACHOVIA				(668)	XXX
TAMPA RESIDENTIAL FIELD CLAIMS	WACHOVIA				0	XXX
CASH-SUSPENSE	WESTERN UNION				0	XXX
BANK OF NEW YORK	BNY				0	XXX
MASTER ACCOUNT-PC	WACHOVIA				4,896,983	XXX
PMSC-COMMERCIAL DEPOSITORY	WACHOVIA				85,213	XXX
COMMERCIAL DISBURSEMENT-PC CLAIMS	WACHOVIA				(4,836,403)	XXX
COMMERCIAL DISBURSEMENT PC	WACHOVIA				(5,238,224)	XXX
TAMPA COMMERCIAL RETURN PREMIUM	WACHOVIA				0	XXX
TAMPA COMMERCIAL MASTER	WACHOVIA				828,307	XXX
TAMPA COMMERCIAL PREMIUM DEPOSITORY	WACHOVIA				0	XXX
TAMPA COMMERCIAL CLAIMS	WACHOVIA				(37,699)	XXX
TAMPA COMMERCIAL COMMISSIONS	WACHOVIA				(65)	XXX
TAMPA COMMERCIAL FIELD CLAIMS	WACHOVIA				0	XXX
WACHOVIA-CASH INVESTMENT	WACHOVIA				(9,619,184)	XXX
CASH-2004 COST OF ISSUANCE					0	XXX
CASH-2006 COST OF ISSUANCE					30,346	XXX
CASH-SWEEP #280195	WACHOVIA				340,080	XXX
PAYROLL	WACHOVIA				(5,030)	XXX
FLEXIBLE SPENDING ACCOUNT	WACHOVIA				3,302	XXX
HEALTHCARE REIMBURSEMENT ACCOUNT	WACHOVIA				10,914	XXX
ACCOUNTS PAYABLE	WACHOVIA				(2,458)	XXX
CLAIMS-ALE ONLY (FIELD CLAIMS)	WACHOVIA				(5,000)	XXX
CASH-CLAIMS/PREM/COMM	WACHOVIA				3,216,587,950	XXX
INVESTMENT ACCOUNT (OLD)	WACHOVIA				0	XXX
CASH CLAIMS ACCOUNT	WACHOVIA				(3,283,527,497)	XXX
CASH OVERNIGHT ACCOUNT	WACHOVIA				0	XXX
					0	XXX
0199998 Deposits in0 depositories which do not exceed the allowable limit in any one depository (See Instructions) - open depositories	XXX	XXX				XXX
0199999 Totals - Open Depositories	XXX	XXX			(131,053,429)	XXX
0399999 Total Cash on Deposit	XXX	XXX			(131,053,429)	XXX
0499999 Cash in Company's Office	XXX	XXX	XXX	XXX		XXX
0599999 Total Cash	XXX	XXX			(131,053,429)	XXX

TOTALS OF DEPOSITORY BALANCES ON THE LAST DAY OF EACH MONTH DURING THE CURRENT YEAR

1. January	(639,118,569)	4. April	(236,224,853)	7. July	(238,443,127)	10. October	(172,285,337)
2. February	(434,970,139)	5. May	(201,162,246)	8. August	(150,869,868)	11. November	(127,384,495)
3. March	(294,397,154)	6. June	(169,740,058)	9. September	(183,494,498)	12. December	(131,053,429)

AMENDED-2- ANNUAL STATEMENT FOR THE YEAR 2006 OF THE CITIZENS PROPERTY INSURANCE CORPORATION

SCHEDULE E - PART 2 CASH EQUIVALENTS

Showing Investments owned December 31 of current year

1	2	3	4	5	6	7	8	9
CUSIP Identification	Description	Code	Date Acquired	Rate of Interest	Maturity Date	Book/Adjusted Carrying Value	Amount of Interest Due & Accrued	Gross Investment Income
02635S-NA-1	AMERICAN GEN FIN C P		1/10/	0.000	12/21/2006	12,363,764	19,045	.0
04529U-NQ-6	ASPEN FDG CORP C P		1/24/	0.000	12/26/2006	1,244,653	951	.0
1908W3-NG-2	COBBLER FNDG C P		1/16/	0.000	12/15/2006	995,298	2,421	.0
313312-AR-1	F F C B DISC NTS		1/16/	0.000	12/20/2006	9,961,300	16,336	.0
313384-AB-5	F H L B DISC NTS		1/02/	0.000	12/29/2006	10,294,507	3,662	.0
313384-AL-3	F H L B DISC NTS		1/11/	0.000	12/29/2006	5,489,672	1,719	.0
313384-AM-1	F H L B DISC NTS		1/12/	0.000	12/15/2006	14,939,800	35,616	.0
313384-AS-8	F H L B DISC NTS		1/17/	0.000	12/20/2006	9,959,828	16,327	.0
313384-AX-7	F H L B DISC NTS		1/22/	0.000	12/27/2006	398,480	242	.0
313384-AZ-2	F H L B DISC NTS		1/24/	0.000	12/27/2006	9,959,517	5,977	.0
313384-BG-3	F H L B DISC NTS		1/31/	0.000	12/22/2006	43,002,994	56,751	.0
313396-AB-9	F H L M C DISC NT		1/02/	0.000	12/05/2006	10,954,703	43,651	.0
313396-AJ-2	F H L M C DISC NT		1/09/	0.000	12/12/2006	47,805,275	137,655	.0
313396-AR-4	FEDL HOME LLN MTG CORP DISC NT		12/26/2006	0.000	01/16/2007	58,968,527	99,054	.0
313396-AY-9	FEDL HOME LLN MTG CORP DISC NT		12/27/2006	0.000	01/23/2007	16,936,033	7,651	.0
313396-BB-8	F H L M C DISC NT		1/26/	0.000	12/27/2006	866,187	524	.0
313396-BF-9	F H L M C DISC NT		1/30/	0.000	12/21/2006	3,977,683	5,263	.0
313396-BH-5	FEDL HOME LLN MTG CORP DISC NT		12/28/2006	0.000	02/01/2007	17,412,549	7,914	.0
313396-CS-0	F H L M C DISC NT		3/06/	0.000	12/12/2006	1,283,535	4,345	.0
313588-AH-8	F N M A DISC NT		1/08/	0.000	12/29/2006	20,438,389	39,662	.0
313588-AK-1	F N M A DISC NT		1/10/	0.000	12/13/2006	2,988,007	7,985	.0
313588-AR-6	F N M A DISC NT		1/16/	0.000	12/21/2006	44,824,600	75,322	.0
313588-AS-4	FEDERAL NATL MTG ASSN DISC NT		12/18/2006	0.000	01/17/2007	6,770,873	13,026	.0
313588-AZ-8	F N M A DISC NT		12/21/2006	0.000	01/24/2007	4,976,281	6,648	.0
313588-BA-2	F N M A DISC NT		1/25/	0.000	12/13/2006	2,484,651	6,555	.0
313588-BG-9	F N M A DISC NT		1/31/	0.000	12/27/2006	512,366	308	.0
313588-BW-4	F N M A DISC NT		2/14/	0.000	11/27/2006	316,362	1,596	.0
313588-DA-0	FEDERAL NATL MTG ASSN DISC NT		12/27/2006	0.000	03/14/2007	988,974	567	.0
313588-EU-5	F N M A DISC NT		4/25/	0.000	11/28/2006	268,199	1,281	.0
36959J-PS-6	GENERAL ELECTRIC CAP C P		2/26/	0.000	12/08/2006	7,543,802	22,510	.0
38142U-N5-7	GOLDMAN SACHS GROUP INC C P		1/05/	0.000	12/08/2006	4,979,661	17,315	.0
39789M-QM-1	GREYHAWK FUNDING C P		3/21/	0.000	12/26/2006	1,234,446	904	.0
4497W1-N3-6	ING (US) FUNDING LLC C P		1/03/	0.000	12/04/2006	9,956,292	40,682	.0
5606E1-NJ-6	MAINSAIL II LIMITED C P		1/18/	0.000	10/25/2006	493,773	4,939	(2,839)
5606E1-Q5-3	MAINSAIL II LIMITED C P		3/05/	0.000	12/06/2006	987,021	3,612	.0
61745B-N8-6	MORGAN STANLEY C P		1/08/	0.000	12/13/2006	7,969,667	21,817	.0
80584U-NN-5	SCALDIS & SCALDIS JOIN C P		1/22/	0.000	12/20/2006	3,980,493	6,684	.0
89233H-NA-8	TOYOTA MOTOR CREDIT C P 1/1		1/10/	0.000	12/08/2006	3,980,787	13,791	.0
90262D-NB-7	UBS FINANCE C P		1/11/	0.000	12/11/2006	9,954,706	30,151	.0
92646L-N8-9	VICTORY RCVBL C P		1/08/	0.000	12/06/2006	995,155	3,781	.0
92646L-NA-4	VICTORY RECEIVABLES C P		1/10/	0.000	12/15/2006	1,992,344	4,893	.0
97342K-PS-1	WINDMILL FDG CORP C P		2/26/	0.000	12/26/2006	1,238,698	934	.0
0199999 Total Cash Equivalents						416,689,853	790,066	(2,839)

E24

AMENDED-2- ANNUAL STATEMENT FOR THE YEAR 2006 OF THE CITIZENS PROPERTY INSURANCE CORPORATION

SCHEDULE E PART 3 - SPECIAL DEPOSITS

States, Etc.	1 Type of Deposits	2 Purpose of Deposits	Deposits with the State of Domicile For The Benefit of All Policyholders		All Other Special Deposits	
			3 Book/Adjusted Carrying Value	4 Fair Value	5 Book/Adjusted Carrying Value	6 Fair Value
1. Alabama	AL		.0	.0	.0	.0
2. Alaska	AK		.0	.0	.0	.0
3. Arizona	AZ		.0	.0	.0	.0
4. Arkansas	AR		.0	.0	.0	.0
5. California	CA		.0	.0	.0	.0
6. Colorado	CO		.0	.0	.0	.0
7. Connecticut	CT		.0	.0	.0	.0
8. Delaware	DE		.0	.0	.0	.0
9. District of Columbia	DC		.0	.0	.0	.0
10. Florida	FL		.0	.0	.0	.0
11. Georgia	GA		.0	.0	.0	.0
12. Hawaii	HI		.0	.0	.0	.0
13. Idaho	ID		.0	.0	.0	.0
14. Illinois	IL		.0	.0	.0	.0
15. Indiana	IN		.0	.0	.0	.0
16. Iowa	IA		.0	.0	.0	.0
17. Kansas	KS		.0	.0	.0	.0
18. Kentucky	KY		.0	.0	.0	.0
19. Louisiana	LA		.0	.0	.0	.0
20. Maine	ME		.0	.0	.0	.0
21. Maryland	MD		.0	.0	.0	.0
22. Massachusetts	MA		.0	.0	.0	.0
23. Michigan	MI		.0	.0	.0	.0
24. Minnesota	MN		.0	.0	.0	.0
25. Mississippi	MS		.0	.0	.0	.0
26. Missouri	MO		.0	.0	.0	.0
27. Montana	MT		.0	.0	.0	.0
28. Nebraska	NE		.0	.0	.0	.0
29. Nevada	NV		.0	.0	.0	.0
30. New Hampshire	NH		.0	.0	.0	.0
31. New Jersey	NJ		.0	.0	.0	.0
32. New Mexico	NM		.0	.0	.0	.0
33. New York	NY		.0	.0	.0	.0
34. North Carolina	NC		.0	.0	.0	.0
35. North Dakota	ND		.0	.0	.0	.0
36. Ohio	OH		.0	.0	.0	.0
37. Oklahoma	OK		.0	.0	.0	.0
38. Oregon	OR		.0	.0	.0	.0
39. Pennsylvania	PA		.0	.0	.0	.0
40. Rhode Island	RI		.0	.0	.0	.0
41. South Carolina	SC		.0	.0	.0	.0
42. South Dakota	SD		.0	.0	.0	.0
43. Tennessee	TN		.0	.0	.0	.0
44. Texas	TX		.0	.0	.0	.0
45. Utah	UT		.0	.0	.0	.0
46. Vermont	VT		.0	.0	.0	.0
47. Virginia	VA		.0	.0	.0	.0
48. Washington	WA		.0	.0	.0	.0
49. West Virginia	WV		.0	.0	.0	.0
50. Wisconsin	WI		.0	.0	.0	.0
51. Wyoming	WY		.0	.0	.0	.0
52. American Samoa	AS		.0	.0	.0	.0
53. Guam	GU		.0	.0	.0	.0
54. Puerto Rico	PR		.0	.0	.0	.0
55. US Virgin Islands	VI		.0	.0	.0	.0
56. Northern Mariana Islands	MP		.0	.0	.0	.0
57. Canada	CN		.0	.0	.0	.0
58. Aggregate Other Alien	OT	XXX	.0	.0	.0	.0
59. Total	XXX	XXX	0	0	0	0
DETAILS OF WRITE-INS						
5801.						
5802.						
5803.						
5898. Summary of remaining write-ins for Line 58 from overflow page	XXX	XXX	.0	.0	.0	.0
5899. Totals (Lines 5801 through 5803 + 5898)(Line 58 above)	XXX	XXX	0	0	0	0

NONE