

*Madison*

**2014 EXECUTIVE  
CAPITAL BUDGET  
AND  
CAPITAL IMPROVEMENT  
PROGRAM**

**Submitted by Mayor Paul R. Soglin  
September 3, 2013**



# TABLE OF CONTENTS

	Page No.
<b>SUMMARIES</b>	
Policy	2
Projects Funded by a Direct Appropriation from the Operating Budget	3
Summary by Budget Phase	4
Summary of New Projects and Reauthorizations	5
Comparison by Agency - 2014 Executive to 2013 Adopted	6
Supplemental Projects - Requested by Agencies	7
Supplemental Projects - Included in Executive Budget	9
Reauthorizations by Agency and Project	11
Cancellations and Postponements of Funding Authorized in the 2013 Budget	12
City Summary - Expenditure Categories and Funding Sources	13
City Summary - Total Project Costs	14
City Summary - G.O. Debt Requirements	15
City Summary - Other Funding Requirements	16
<b>AGENCIES</b>	
Library	17
Fire	22
Police	27
Public Health Madison and Dane County	33
Monona Terrace	37
Information Technology	41
Miscellaneous	46
Facilities Management	50
Sewer Utility	56
Engineering - Bicycle and Pedestrian	62
Engineering - Major Streets	72
Engineering - Other Projects	86
Stormwater Utility	91
Fleet Service	99
Parks	103
Streets	113
Metro Transit	118
Traffic Engineering	122
Parking Utility	127
Planning and Community and Economic Development	132
Water Utility	143
<b>TAX INCREMENTAL FINANCING (TIF) DISTRICTS - CASH FLOW STATEMENTS</b>	<b>151</b>
<b>IMPACT FEES - CASH FLOW STATEMENTS</b>	<b>175</b>

## **Guidelines for Projects to Include in the Capital Budget**

The City of Madison has established a policy to remove from the Capital Budget those items with a useful life of less than the repayment term of General Obligation Debt (usually ten years). Those items should be considered in the Operating Budget under MGO 4.02(6)(c)(3). The City of Madison will use the following minimum guidelines for projects included in the Capital Budget:

1. Land purchases and improvements in excess of three thousand dollars (\$3,000);
2. All projects requiring the borrowing of money including, but not limited to construction or reconstruction of public utilities, streets, sidewalks, storm and sanitary drainage facilities;
3. New construction and construction of buildings in excess of five thousand dollars (\$5,000);
4. Major alterations to buildings and facilities which are not routine repairs and which substantially enhance the value of a structure or change its use;
5. Original equipment or motor vehicle purchases exceeding twenty thousand dollars (\$20,000) in cost and having a life expectancy of ten (10) years or more.

## **Savings Resulting from Use of General Debt Reserves**

In December 2012, the Common Council created MGO 4.17 to prohibit the use of unused balances in the debt service fund for operating expenses. The Ordinance states: "In any year when general debt reserves are applied to reduce general fund debt service, an amount at least equal to the general debt reserves applied must be directly appropriated from the general fund for capital projects, unless the Common Council, by a separate vote of two-thirds (2/3) of all members during approval of the budget, votes to do otherwise."

## **Budget Requests: Target and Supplemental Requests**

Agencies were instructed to submit a 2014 budget request that did not exceed the amount shown for 2014 in the 2013 adopted Capital Improvement Program (CIP). Agencies could submit supplemental requests for projects that were not included in the CIP or were entirely removed to meet the adopted CIP. In addition, agency requests for new borrowing for the years 2014-2018 (exclusive of reauthorizations) could not exceed the cumulative amount for those years in the 2013 CIP.

## **Reauthorizations and Cancellations**

The 2014 Capital Budget includes a report of project funding which is reauthorized, as well as a report of projects that are cancelled or postponed to a future year in the CIP.

Amounts appropriated to each project in the Capital Budget reflect both the anticipated cost and the source of funding to meet those costs (e.g., general obligation debt). In most instances, proceeds from issuance of general obligation notes and bonds are deposited in the City's Capital Projects Fund for expenditure on the related projects. The most notable exception is debt issued for developer assistance in tax increment districts (TIDs). Proceeds from the issuance of debt for these projects are deposited to an account established for each TID.

Reauthorizations are made to both reflect the actual timing of project expenditures as well as the actual cash needs in the Capital Projects Fund. As such, some projects that are reauthorized may be completed in the current year, with the costs carried in the balance of the Capital Projects Fund until replenished by proceeds from the issuance of debt in a subsequent year.

With this in mind, reauthorizations in the 2014 Capital Budget are included for the following reasons:

1. Projects anticipated to begin in the most recent adopted capital budget are not yet underway due to delays in the implementation timetables;
2. Multi-year projects are expending funds at a different pace than originally anticipated;
3. Projects are underway but did not reach completion in the current year and are expected to incur expenditures in the subsequent year;
4. Projects will be completed in a prior year or the current year with the costs carried in the cash balance of the Capital Projects Fund until the reauthorized debt is issued in a subsequent year.

Cancellations and postponements in the 2014 Capital Budget address the following conditions: the project cost less than budgeted, is not expected to occur, may be delayed more than one future year, may not occur until a future condition is met, or is funded from a different source.

**Projects Funded by a Direct Appropriation from the Operating Budget**

Consistent with the Guidelines for Projects above, the 2014 Capital Budget funds certain projects and studies through a direct appropriation to capital (see table below). The funding for these projects will be shown in the 2014 Operating Budget with the associated property tax levy offset by lower general fund debt service. The reduced general fund debt service is the result of applying available General Debt Reserves generated by an expected bond issuance premium associated with bid parameters established for the 2013 general obligation debt issuance. An amendment to the Executive Capital Budget may be necessary to adjust the authorized level of general obligation debt for these projects to reflect the actual premium received.

**Direct Appropriation To Capital**

<b>Agency</b>	<b>Project Number</b>	<b>Account Number</b>	<b>Project Name</b>	<b>Amount</b>
Fire	7	New	Key Box Security System	\$ 28,000
	8	New	Building Access System	60,000
Police Information Technology	2	New	In-Car Video Project	945,000
	1	810344	Hardware and Software Upgrades	875,000
	5	810466	Mobile Computing Laptops	325,000
	6	810345	Purchased Software Enhancements	450,000
	12	810760	Surveillance Camera System	25,000
Miscellaneous	1	New	Election Equipment Replacement	282,000
Facilities Management	16	New	AED Installation	20,000
Eng. Other Projects	7	810752	Software for Construction Inspectors	175,000
Parks	6	810609	Parks Equipment	350,000
Traffic Engineering	6	New	Small Tower Truck Replacement	115,000
PCED	1	810427	Municipal Art Fund	100,000
	2	New	Law Park Planning	80,000
	4	New	Digital Model of Isthmus	30,000
	7	810731	Transportation Master Plan	100,000
	32	New	Housing Employers Study	40,000
				<b>\$ 4,000,000</b>

**2014**  
**City of Madison Capital Budget**  
**Summary by Budget Phase**

**EXECUTIVE**

	<b>2013 ADOPTED</b>				<b>2014 EXECUTIVE</b>		
	<b>G.O. Debt</b>	<b>Total</b>			<b>G.O. Debt</b>	<b>Other Funding</b>	<b>Total</b>
<b>Agency</b>			<b>Agency Request</b>	<b>Exec</b>			
Library	\$ 729,473	\$ 5,848,580	\$ 3,275,000	\$ 590,000	\$ 590,000	\$ 0	\$ 590,000
Fire	6,004,150	6,136,636	16,778,200	18,011,200	16,071,591	1,939,609	18,011,200
Police	170,000	170,000	1,552,165	2,968,700	2,023,700	945,000	2,968,700
Public Health Madison & Dane	99,000	99,000	115,270	115,270	115,270	0	115,270
Monona Terrace	0	1,324,000	2,437,000	2,687,000	0	2,687,000	2,687,000
Information Technology	4,418,800	4,868,800	5,190,500	5,024,210	3,349,210	1,675,000	5,024,210
Miscellaneous	120,000	120,000	75,000	342,000	60,000	282,000	342,000
Facilities Management	2,367,000	3,402,000	5,129,000	7,088,400	7,048,400	40,000	7,088,400
Sewer Utility	725,000	10,635,000	14,944,800	14,944,800	1,152,700	13,792,100	14,944,800
Eng. - Bicycle and Pedestrian	6,338,000	10,030,000	12,130,000	11,930,000	5,854,400	6,075,600	11,930,000
Engineering - Major Streets	35,994,600	60,196,100	42,227,200	42,159,700	26,727,500	15,432,200	42,159,700
Engineering - Other Projects	396,000	1,032,000	259,500	409,500	164,000	245,500	409,500
Stormwater Utility	11,125,800	13,220,800	9,493,600	11,584,900	9,521,800	2,063,100	11,584,900
Fleet Service	3,197,507	3,197,507	10,845,000	8,315,401	8,315,401	0	8,315,401
Parks	5,299,500	11,023,500	12,211,000	13,417,500	8,530,500	4,887,000	13,417,500
Streets	1,915,200	1,915,200	1,345,100	3,003,800	3,003,800	0	3,003,800
Metro Transit	2,542,496	11,112,480	9,150,000	14,150,000	2,990,000	11,160,000	14,150,000
Traffic Engineering	380,000	2,399,800	1,630,000	2,475,000	1,240,000	1,235,000	2,475,000
Parking Utility	0	1,038,000	8,821,225	8,821,225	0	8,821,225	8,821,225
Planning & Comm. & Ec. Dev.	9,580,000	16,562,689	10,930,000	18,942,000	16,002,000	2,940,000	18,942,000
Water Utility	0	27,810,000	38,356,000	38,356,000	0	38,356,000	38,356,000
<b>Total</b>	<b>\$91,402,526</b>	<b>\$ 192,142,092</b>	<b>\$206,895,560</b>	<b>\$225,336,606</b>	<b>\$ 112,760,272</b>	<b>\$ 112,576,334</b>	<b>\$ 225,336,606</b>
Reauthorized Projects	<u>(22,790,692)</u>				<u>(20,270,529)</u>	<u>(26,028,115)</u>	<u>(46,298,644)</u>
New Projects	<u>\$68,611,834</u>				<u>\$ 92,489,743</u>	<u>\$ 86,548,219</u>	<u>\$ 179,037,962</u>
Supplemental Projects			<u>33,729,700</u>				
Total Request Including Supplemental Requests			<u>\$240,625,260</u>				

**2014**  
**City of Madison Capital Budget**  
**Summary of New Projects and Reauthorizations**

**EXECUTIVE**

	2014 NEW PROJECTS			2014 REAUTHORIZATIONS			2014 EXECUTIVE		
	G.O.	Other	Total	G.O.	Other	Total	G.O.	Other	Total
	Debt	Funding		Debt	Funding		Debt	Funding	
<b>Agency</b>									
Library	\$ 590,000	\$ 0	\$ 590,000	\$ 0	\$ 0	\$ 0	\$ 590,000	\$ 0	\$ 590,000
Fire	14,271,591	1,939,609	16,211,200	1,800,000	0	1,800,000	16,071,591	1,939,609	18,011,200
Police	2,023,700	945,000	2,968,700	0	0	0	2,023,700	945,000	2,968,700
Public Health Madison & Dane	115,270	0	115,270	0	0	0	115,270	0	115,270
Monona Terrace	0	2,687,000	2,687,000	0	0	0	0	2,687,000	2,687,000
Information Technology	2,409,210	1,675,000	4,084,210	940,000	0	940,000	3,349,210	1,675,000	5,024,210
Miscellaneous	0	282,000	282,000	60,000	0	60,000	60,000	282,000	342,000
Facilities Management	6,958,400	40,000	6,998,400	90,000	0	90,000	7,048,400	40,000	7,088,400
Sewer Utility	1,152,700	11,232,100	12,384,800	0	2,560,000	2,560,000	1,152,700	13,792,100	14,944,800
Eng. - Bicycle and Pedestrian	4,370,000	5,690,000	10,060,000	1,484,400	385,600	1,870,000	5,854,400	6,075,600	11,930,000
Engineering - Major Streets	20,119,000	12,853,200	32,972,200	6,608,500	2,579,000	9,187,500	26,727,500	15,432,200	42,159,700
Engineering - Other Projects	134,000	205,500	339,500	30,000	40,000	70,000	164,000	245,500	409,500
Stormwater Utility	7,335,500	1,538,100	8,873,600	2,186,300	525,000	2,711,300	9,521,800	2,063,100	11,584,900
Fleet Service	8,315,401	0	8,315,401	0	0	0	8,315,401	0	8,315,401
Parks	6,459,000	4,587,000	11,046,000	2,071,500	300,000	2,371,500	8,530,500	4,887,000	13,417,500
Streets	1,523,600	0	1,523,600	1,480,200	0	1,480,200	3,003,800	0	3,003,800
Metro Transit	1,290,371	5,961,485	7,251,856	1,699,629	5,198,515	6,898,144	2,990,000	11,160,000	14,150,000
Traffic Engineering	860,000	1,235,000	2,095,000	380,000	0	380,000	1,240,000	1,235,000	2,475,000
Parking Utility	0	7,321,225	7,321,225	0	1,500,000	1,500,000	0	8,821,225	8,821,225
Planning & Comm. & Ec. Dev.	14,562,000	1,165,000	15,727,000	1,440,000	1,775,000	3,215,000	16,002,000	2,940,000	18,942,000
Water Utility	0	27,191,000	27,191,000	0	11,165,000	11,165,000	0	38,356,000	38,356,000
<b>Total</b>	<b>\$92,489,743</b>	<b>\$86,548,219</b>	<b>\$179,037,962</b>	<b>\$20,270,529</b>	<b>\$26,028,115</b>	<b>\$46,298,644</b>	<b>\$112,760,272</b>	<b>\$112,576,334</b>	<b>\$225,336,606</b>

**Comparison by Agency - 2014 Executive to 2013 Adopted**

**General Obligation Debt**

	<b>2013 Adopted</b>	<b>2014 Exec</b>	<b>Difference</b>
Library:	729,473	590,000	-139,473
Fire:	6,004,150	16,071,591	10,067,441
Police:	170,000	2,023,700	1,853,700
Public Health:	99,000	115,270	16,270
Monona Terrace	0	0	0
Information Technology:	4,418,800	3,349,210	-1,069,590
Miscellaneous:	120,000	60,000	-60,000
Facilities Management	2,367,000	7,048,400	4,681,400
Sewer Utility	725,000	1,152,700	427,700
Eng. Major Streets:	35,994,600	26,727,500	-9,267,100
Eng. Bicycle and Pedestrian:	6,338,000	5,854,400	-483,600
Eng. Other Projects:	396,000	164,000	-232,000
Stormwater Utility:	11,125,800	9,521,800	-1,604,000
Fleet Service	3,197,507	8,315,401	5,117,894
Parks:	5,299,500	8,530,500	3,231,000
Streets:	1,915,200	3,003,800	1,088,600
Metro Transit:	2,542,496	2,990,000	447,504
Traffic Engineering:	380,000	1,240,000	860,000
Parking Utility	0	0	0
Planning & Develop:	9,580,000	16,002,000	6,422,000
Water Utility:	0	0	0
<b>Total All Agencies</b>	<b>91,402,526</b>	<b>112,760,272</b>	<b>21,357,746</b>

<b>Notes</b>
--------------

Fire Administration & Station 1 Remodel; Fire Training; Station 13 Reauthorization  
Midtown district station site acquisition

Hardware and software upgrades; ERP project

Sustainability Fund; MMB; Fairchild; HR; CCB 4th floor  
Lower Badger Mill Creek impact fee  
Cash management reauthorizations in 2013  
Cannonball Bridge in 2013

Willow Creek Stormwater Project in 2013  
\$4.6m more for vehicles; building relocations  
\$2m more for general improvements; Garver; Breese  
Stevens

Far West Storage Facility construction reauthorization  
Fare box reschedule  
Public Safety Radio project

TIDs; Neighborhood Centers; SRO Project; Public

**Other Funding**

	<b>2013 Adopted</b>	<b>2014 Exec</b>	<b>Difference</b>
Library:	5,119,107	0	-5,119,107
Fire:	132,486	1,939,609	1,807,123
Police:	0	945,000	945,000
Public Health:	0	0	0
Monona Terrace	1,324,000	2,687,000	1,363,000
Information Technology:	450,000	1,675,000	1,225,000
Miscellaneous:	0	282,000	282,000
Facilities Management	1,035,000	40,000	-995,000
Sewer Utility	9,910,000	13,792,100	3,882,100
Eng. Major Streets:	24,201,500	15,432,200	-8,769,300
Eng. Bicycle and Pedestrian:	3,692,000	6,075,600	2,383,600
Eng. Other Projects:	636,000	245,500	-390,500
Stormwater Utility:	2,095,000	2,063,100	-31,900
Fleet Service	0	0	0
Parks:	5,724,000	4,887,000	-837,000
Streets:	0	0	0
Metro Transit:	8,569,984	11,160,000	2,590,016
Traffic Engineering:	2,019,800	1,235,000	-784,800
Parking Utility	1,038,000	8,821,225	7,783,225
Planning & Develop:	6,982,689	2,940,000	-4,042,689
Water Utility:	27,810,000	38,356,000	10,546,000
<b>Total All Agencies</b>	<b>100,739,566</b>	<b>112,576,334</b>	<b>11,836,768</b>

<b>Notes</b>
--------------

Central Library private contributions from 2013  
Proceeds from sale of current Fire Administration  
Building  
Direct appropriation to capital

Renovation project  
Direct Appropriation to Capital  
Direct Appropriation to Capital  
Direct Appropriation to Capital  
Lower Badger Mill Creek impact fee; 2013  
Reauthorizations  
CTH M and S and Monona Drive projects in 2013  
State Street 700/800 Blocks -- TID Cash; Cannonball  
Bridge in 2013  
Disparity study in 2013

Direct Appropriation to Capital

Fare box reschedule  
Public Safety Radio project  
Judge Doyle Square parking structure  
UDAG Funding for Neighborhood Centers and Public  
Market in 2013  
2013 Reauthorizations (\$5m increase from 2013);  
Lakeview Reservoir (\$3m); Operations Building  
replacement (\$6.8m); Advanced metering (-\$4m)



**Supplemental Projects - Requested by Agencies**

Capital Budget	Future Year CIP											
	2014		2015		2016		2017		2018		2019	
	G.O Debt	Total	G.O Debt	Total	G.O Debt	Total	G.O Debt	Total	G.O Debt	Total	G.O Debt	Total
<b>Library</b>	\$ 0	\$ 0	\$ 0	\$ 0	\$ 0	\$ 0	\$ 0	\$ 0	\$ 200,000	\$ 200,000	\$ 0	\$ 0
S1 Sequoia Branch Improvements	\$ 0	\$ 0	\$ 0	\$ 0	\$ 0	\$ 0	\$ 0	\$ 0	\$ 200,000	\$ 200,000	\$ 0	\$ 0
SubTotal Library:	\$ 0	\$ 0	\$ 0	\$ 0	\$ 0	\$ 0	\$ 0	\$ 0	\$ 200,000	\$ 200,000	\$ 0	\$ 0
<b>Fire</b>	\$ 96,600	\$ 483,000	\$ 0	\$ 0	\$ 0	\$ 0	\$ 0	\$ 0	\$ 0	\$ 0	\$ 0	\$ 0
S1 FEMA Grant	\$ 96,600	\$ 483,000	\$ 0	\$ 0	\$ 0	\$ 0	\$ 0	\$ 0	\$ 0	\$ 0	\$ 0	\$ 0
S2 Station 14 & Employee Development Ctr.	\$ 750,000	\$ 750,000	\$ 1,200,000	\$ 1,200,000	\$ 550,000	\$ 550,000	\$ 6,050,000	\$ 6,050,000	\$ 1,500,000	\$ 1,500,000	\$ 0	\$ 0
SubTotal Fire:	\$ 846,600	\$ 1,233,000	\$ 1,200,000	\$ 1,200,000	\$ 550,000	\$ 550,000	\$ 6,050,000	\$ 6,050,000	\$ 1,500,000	\$ 1,500,000	\$ 0	\$ 0
<b>Police</b>	\$ 2,726,200	\$ 2,726,200	\$ 2,511,500	\$ 2,511,500	\$ (5,237,700)	\$ (5,237,700)	\$ 0	\$ 0	\$ 0	\$ 0	\$ 0	\$ 0
S1 Midtown District Station	\$ 2,726,200	\$ 2,726,200	\$ 2,511,500	\$ 2,511,500	\$ (5,237,700)	\$ (5,237,700)	\$ 0	\$ 0	\$ 0	\$ 0	\$ 0	\$ 0
S2 Building Improvements	\$ 70,200	\$ 70,200	\$ (70,200)	\$ (70,200)	\$ 0	\$ 0	\$ 0	\$ 0	\$ 0	\$ 0	\$ 0	\$ 0
S3 LEED Improvements to Admin	\$ 141,800	\$ 141,800	\$ 0	\$ 0	\$ 0	\$ 0	\$ 0	\$ 0	\$ 0	\$ 0	\$ 0	\$ 0
S4 Card Access System Upgrade	\$ 0	\$ 0	\$ 0	\$ 0	\$ 70,000	\$ 70,000	\$ 0	\$ 0	\$ 0	\$ 0	\$ 0	\$ 0
SubTotal Police:	\$ 2,938,200	\$ 2,938,200	\$ 2,441,300	\$ 2,441,300	\$ (5,167,700)	\$ (5,167,700)	\$ 0	\$ 0	\$ 0	\$ 0	\$ 0	\$ 0
<b>Public Health</b>	\$ 0	\$ 0	\$ 0	\$ 0	\$ 50,000	\$ 50,000	\$ 500,000	\$ 500,000	\$ 0	\$ 0	\$ 0	\$ 0
S1 Electronic Records	\$ 0	\$ 0	\$ 0	\$ 0	\$ 50,000	\$ 50,000	\$ 500,000	\$ 500,000	\$ 0	\$ 0	\$ 0	\$ 0
SubTotal Health:	\$ 0	\$ 0	\$ 0	\$ 0	\$ 50,000	\$ 50,000	\$ 500,000	\$ 500,000	\$ 0	\$ 0	\$ 0	\$ 0
<b>Monona Terrace</b>	\$ 0	\$ 250,000	\$ 0	\$ 0	\$ 0	\$ 0	\$ 0	\$ 0	\$ 0	\$ 0	\$ 0	\$ 0
S1 Building and Building Improvements	\$ 0	\$ 250,000	\$ 0	\$ 0	\$ 0	\$ 0	\$ 0	\$ 0	\$ 0	\$ 0	\$ 0	\$ 0
SubTotal Monona Terrace:	\$ 0	\$ 250,000	\$ 0	\$ 0	\$ 0	\$ 0	\$ 0	\$ 0	\$ 0	\$ 0	\$ 0	\$ 0
<b>Miscellaneous</b>	\$ 294,000	\$ 294,000	\$ (450,000)	\$ (450,000)	\$ 0	\$ 0	\$ 0	\$ 0	\$ 0	\$ 0	\$ 0	\$ 0
S1 Election Equipment Replace	\$ 294,000	\$ 294,000	\$ (450,000)	\$ (450,000)	\$ 0	\$ 0	\$ 0	\$ 0	\$ 0	\$ 0	\$ 0	\$ 0
SubTotal Miscellaneous:	\$ 294,000	\$ 294,000	\$ (450,000)	\$ (450,000)	\$ 0	\$ 0	\$ 0	\$ 0	\$ 0	\$ 0	\$ 0	\$ 0
<b>Facilities Management</b>	\$ 0	\$ 0	\$ 375,000	\$ 375,000	\$ 0	\$ 0	\$ 0	\$ 0	\$ 0	\$ 0	\$ 0	\$ 0
S1 City Assessor Office Remodel	\$ 0	\$ 0	\$ 375,000	\$ 375,000	\$ 0	\$ 0	\$ 0	\$ 0	\$ 0	\$ 0	\$ 0	\$ 0
S2 Sycamore Remodel	\$ 0	\$ 0	\$ 85,000	\$ 85,000	\$ 1,000,000	\$ 1,000,000	\$ 0	\$ 0	\$ 0	\$ 0	\$ 0	\$ 0
S3 MMB - Renovation	\$ 320,000	\$ 320,000	\$ 2,200,000	\$ 2,200,000	\$ 1,500,000	\$ 1,500,000	\$ 0	\$ 0	\$ 0	\$ 0	\$ 0	\$ 0
S4 City Channel Move to CCB	\$ 580,000	\$ 580,000	\$ 0	\$ 0	\$ 0	\$ 0	\$ 0	\$ 0	\$ 0	\$ 0	\$ 0	\$ 0
S5 City Attorney's Office Remodel	\$ 0	\$ 0	\$ 375,000	\$ 375,000	\$ 0	\$ 0	\$ 0	\$ 0	\$ 0	\$ 0	\$ 0	\$ 0
S6 Implementation of Sustainability Plan	\$ 2,000,000	\$ 2,000,000	\$ 0	\$ 0	\$ 0	\$ 0	\$ 0	\$ 0	\$ 0	\$ 0	\$ 0	\$ 0
S7 Upgrades at Sayles Street - TE and PU	\$ 0	\$ 0	\$ 0	\$ 0	\$ 0	\$ 0	\$ 120,000	\$ 120,000	\$ 20,000	\$ 20,000	\$ 0	\$ 0
S8 AED Installation	\$ 20,000	\$ 20,000	\$ 20,000	\$ 20,000	\$ 20,000	\$ 20,000	\$ 0	\$ 0	\$ 0	\$ 0	\$ 0	\$ 0
SubTotal Facilities Mgmt:	\$ 2,920,000	\$ 2,920,000	\$ 3,055,000	\$ 3,055,000	\$ 2,520,000	\$ 2,520,000	\$ 120,000	\$ 120,000	\$ 20,000	\$ 20,000	\$ 0	\$ 0
<b>Sewer Utility</b>	\$ 0	\$ 0	\$ 0	\$ 1,250,000	\$ 0	\$ 0	\$ 0	\$ 0	\$ 0	\$ 0	\$ 0	\$ 0
S1 E. Washington Sewer Rehab	\$ 0	\$ 0	\$ 0	\$ 1,250,000	\$ 0	\$ 0	\$ 0	\$ 0	\$ 0	\$ 0	\$ 0	\$ 0
SubTotal Sewer Utility:	\$ 0	\$ 0	\$ 0	\$ 1,250,000	\$ 0	\$ 0	\$ 0	\$ 0	\$ 0	\$ 0	\$ 0	\$ 0
<b>Engineering - Major Streets</b>	\$ 0	\$ 0	\$ 0	\$ 0	\$ 0	\$ 0	\$ 0	\$ 0	\$ 1,310,000	\$ 1,420,000	\$ 0	\$ 0
S1 Mineral Point Road	\$ 0	\$ 0	\$ 0	\$ 0	\$ 0	\$ 0	\$ 0	\$ 0	\$ 1,640,000	\$ 1,690,000	\$ 0	\$ 0
S2 Wilson St. /Williamson St.	\$ 0	\$ 0	\$ 0	\$ 0	\$ 0	\$ 0	\$ 0	\$ 0	\$ 550,000	\$ 550,000	\$ 0	\$ 0
S3 Darbo Webb Connection	\$ 0	\$ 0	\$ 0	\$ 0	\$ 0	\$ 0	\$ 0	\$ 0	\$ 1,114,500	\$ 7,430,000	\$ 0	\$ 0
S4 McKeel Road West (CTH PD)	\$ 0	\$ 0	\$ 185,000	\$ 740,000	\$ 0	\$ 0	\$ 2,000,000	\$ 4,000,000	\$ 4,614,500	\$ 11,090,000	\$ 0	\$ 0
SubTotal Eng. - Major Streets:	\$ 0	\$ 0	\$ 185,000	\$ 740,000	\$ 0	\$ 0	\$ 2,000,000	\$ 4,000,000	\$ 4,614,500	\$ 11,090,000	\$ 0	\$ 0

Capital Budget	Future Year CIP											
	2014		2015		2016		2017		2018		2019	
	G.O Debt	Total	G.O Debt	Total	G.O Debt	Total	G.O Debt	Total	G.O Debt	Total	G.O Debt	Total
<b>Parks</b>												
S1 Disc Golf Improvements	\$ 0	\$ 35,000	\$ 0	\$ 130,000	\$ 0	\$ 35,000	\$ 0	\$ 35,000	\$ 0	\$ 40,000	\$ 0	\$ 50,000
S2 Penn Park Park Improvements	0	0	0	1,400,000	1,400,000	0	0	0	0	0	0	0
SubTotal Parks:	\$ 0	\$ 35,000	\$ 0	\$ 1,530,000	\$ 1,530,000	\$ 0	\$ 35,000	\$ 0	\$ 35,000	\$ 0	\$ 40,000	\$ 50,000
<b>Streets Division</b>												
S1 Biodigester	\$ 0	\$ 0	\$ 0	\$ 0	\$ 0	\$ 0	\$ 0	\$ 0	\$ 0	\$ 0	\$ 0	\$ 0
S2 Emerald Ash Borer	100,000	100,000	1,400,000	1,400,000	0	0	0	0	0	0	0	0
S3 Equipment	101,000	101,000	70,000	70,000	50,000	75,000	75,000	75,000	0	0	0	0
S4 Minor Bldg Improve & Repairs	33,500	33,500	45,725	45,725	40,950	21,400	21,400	21,400	35,500	35,500	0	0
SubTotal Streets Division:	\$ 234,500	\$ 234,500	\$ 16,515,725	\$ 16,515,725	\$ 90,950	\$ 96,400	\$ 96,400	\$ 96,400	\$ 35,500	\$ 35,500	\$ 0	\$ 0
<b>Metro Transit</b>												
S1 New fareboxes	\$ 1,000,000	\$ 5,000,000	\$ 0	\$ 0	\$ 0	\$ 0	\$ 0	\$ 0	\$ 0	\$ 0	\$ 0	\$ 0
S2 Transit coaches	0	0	4,760,000	4,760,000	4,900,000	5,049,000	5,049,000	5,049,000	5,200,000	5,200,000	5,357,000	5,357,000
S3 Transit system upgrades	0	0	6,190,000	6,190,000	20,000	20,000	20,000	20,000	20,000	20,000	20,000	20,000
S4 Building Expansion/Construction	0	0	0	0	5,000,000	25,000,000	25,000,000	25,000,000	5,000,000	5,000,000	10,000,000	10,000,000
SubTotal Metro:	\$ 1,000,000	\$ 5,000,000	\$ 10,950,000	\$ 10,950,000	\$ 9,920,000	\$ 30,069,000	\$ 30,069,000	\$ 30,069,000	\$ 10,220,000	\$ 10,220,000	\$ 15,377,000	\$ 15,377,000
<b>Traffic Engineering</b>												
S1 Public Safety Radio System	\$ 810,000	\$ 810,000	\$ 0	\$ 0	\$ 0	\$ 0	\$ 0	\$ 0	\$ 0	\$ 0	\$ 0	\$ 0
S2 Curb Sprayer	0	0	0	75,000	75,000	0	0	0	0	0	0	0
S3 Com Tower at New Facility	0	0	0	0	0	275,000	275,000	275,000	0	0	0	0
SubTotal Traffic Engineering:	\$ 810,000	\$ 810,000	\$ 0	\$ 75,000	\$ 75,000	\$ 275,000	\$ 275,000	\$ 275,000	\$ 0	\$ 0	\$ 0	\$ 0
<b>PCED</b>												
S1 Center for Industry and Commerce	\$ 100,000	\$ 100,000	\$ 40,000	\$ 40,000	\$ 40,000	\$ 40,000	\$ 40,000	\$ 40,000	\$ 40,000	\$ 40,000	\$ 40,000	\$ 40,000
S2 Howde Mixed-Use Project (TID #32)	0	3,025,000	0	0	0	0	0	0	0	0	0	0
S3 Housing Employers Study	40,000	40,000	30,000	30,000	30,000	30,000	30,000	30,000	0	0	0	0
S4 Block 800 East Washington (TID #36)	7,900,000	7,900,000	0	0	0	0	0	0	0	0	0	0
S5 Green Building and Alt. Fuel Technologies	3,000,000	3,000,000	0	0	0	0	0	0	0	0	0	0
S6 TID 43 - Park / Drake	1,000,000	1,000,000	0	0	0	0	0	0	0	0	0	0
S7 SRO Study	300,000	300,000	3,900,000	3,900,000	1,800,000	0	0	0	0	0	0	0
S8 Mosaic Ridge Construction Financing	0	300,000	0	300,000	0	0	0	0	0	0	0	0
S9 Housing Assistance Recapitalization	750,000	750,000	750,000	750,000	750,000	750,000	750,000	750,000	750,000	750,000	7,500,000	7,500,000
S10 Tax Incremental Finance Districts	3,500,000	3,500,000	0	0	0	0	0	0	0	0	0	0
S11 100 Block W. Mifflin (TID 32)	100,000	100,000	2,500,000	2,500,000	0	0	0	0	0	0	0	0
SubTotal PCED:	\$ 16,690,000	\$ 20,015,000	\$ 7,220,000	\$ 7,520,000	\$ 2,620,000	\$ 790,000	\$ 790,000	\$ 790,000	\$ 790,000	\$ 790,000	\$ 7,540,000	\$ 7,540,000
<b>Water Utility</b>												
S1 Booster Pump Station/PRV 124 Construct	\$ 0	\$ 0	\$ 0	\$ 58,000	\$ 58,000	\$ 0	\$ 126,000	\$ 126,000	\$ 0	\$ 1,674,000	\$ 0	\$ 947,000
SubTotal Water Utility:	\$ 0	\$ 0	\$ 0	\$ 58,000	\$ 58,000	\$ 0	\$ 126,000	\$ 126,000	\$ 0	\$ 1,674,000	\$ 0	\$ 947,000
<b>Total</b>	\$ 25,733,300	\$ 33,729,700	\$ 41,117,025	\$ 43,257,025	\$ 12,058,250	\$ 42,061,400	\$ 39,900,400	\$ 42,061,400	\$ 17,380,000	\$ 25,569,500	\$ 22,917,000	\$ 23,914,000

## Supplemental Projects - Included in Executive Budget

	Future Year CIP													
	Capital Budget		2014		2015		2016		2017		2018		2019	
	G.O Debt	Total	G.O Debt	Total	G.O Debt	Total	G.O Debt	Total	G.O Debt	Total	G.O Debt	Total	G.O Debt	Total
<b>Library</b>														
S1 Sequoya Branch Improvements	\$ 0	\$ 0	\$ 0	\$ 0	\$ 0	\$ 0	\$ 0	\$ 0	\$ 0	\$ 0	\$ 0	\$ 0	\$ 0	\$ 0
SubTotal Library:	\$ 0	\$ 0	\$ 0	\$ 0	\$ 0	\$ 0	\$ 0	\$ 0	\$ 0	\$ 0	\$ 0	\$ 0	\$ 0	\$ 0
<b>Fire</b>														
S1 FEMA Grant	\$ 96,600	\$ 483,000	\$ 0	\$ 0	\$ 0	\$ 0	\$ 0	\$ 0	\$ 0	\$ 0	\$ 0	\$ 0	\$ 0	\$ 0
S2 Station 14 & Employee Development Ctr.	750,000	750,000	1,200,000	1,200,000	0	0	0	0	0	0	0	0	0	0
SubTotal Fire:	\$ 846,600	\$ 1,233,000	\$ 1,200,000	\$ 1,200,000	\$ 0	\$ 0	\$ 0	\$ 0	\$ 0	\$ 0	\$ 0	\$ 0	\$ 0	\$ 0
<b>Police</b>														
S1 Midtown District Station	\$ 1,200,000	\$ 1,200,000	\$ 0	\$ 0	\$ 0	\$ 0	\$ 0	\$ 0	\$ 0	\$ 0	\$ 0	\$ 0	\$ 0	\$ 0
S2 Building Improvements	70,200	70,200	(70,200)	(70,200)	0	0	0	0	0	0	0	0	0	0
S3 LEED Improvements to Admin	146,335	141,800	0	0	0	0	0	0	0	0	0	0	0	0
S4 Card Access System Upgrade	0	0	0	0	70,000	70,000	0	0	0	0	0	0	0	0
SubTotal Police:	\$ 1,416,535	\$ 1,412,000	\$ (70,200)	\$ (70,200)	\$ 70,000	\$ 70,000	\$ 0	\$ 0	\$ 0	\$ 0	\$ 0	\$ 0	\$ 0	\$ 0
<b>Public Health</b>														
S1 Electronic Records	\$ 0	\$ 0	\$ 0	\$ 0	\$ 50,000	\$ 50,000	\$ 500,000	\$ 500,000	\$ 0	\$ 0	\$ 0	\$ 0	\$ 0	\$ 0
SubTotal Health:	\$ 0	\$ 0	\$ 0	\$ 0	\$ 50,000	\$ 50,000	\$ 500,000	\$ 500,000	\$ 0	\$ 0	\$ 0	\$ 0	\$ 0	\$ 0
<b>Monona Terrace</b>														
S1 Building and Building Improvements	\$ 0	\$ 250,000	\$ 0	\$ 0	\$ 0	\$ 0	\$ 0	\$ 0	\$ 0	\$ 0	\$ 0	\$ 0	\$ 0	\$ 0
SubTotal Monona Terrace:	\$ 0	\$ 250,000	\$ 0	\$ 0	\$ 0	\$ 0	\$ 0	\$ 0	\$ 0	\$ 0	\$ 0	\$ 0	\$ 0	\$ 0
<b>Miscellaneous</b>														
S1 Election Equipment Replace	\$ 282,000	\$ 282,000	\$ (450,000)	\$ (450,000)	\$ 0	\$ 0	\$ 0	\$ 0	\$ 0	\$ 0	\$ 0	\$ 0	\$ 0	\$ 0
SubTotal Miscellaneous:	\$ 282,000	\$ 282,000	\$ (450,000)	\$ (450,000)	\$ 0	\$ 0	\$ 0	\$ 0	\$ 0	\$ 0	\$ 0	\$ 0	\$ 0	\$ 0
<b>Facilities Management</b>														
S1 City Assessor Office Remodel	\$ 0	\$ 0	\$ 375,000	\$ 375,000	\$ 0	\$ 0	\$ 0	\$ 0	\$ 0	\$ 0	\$ 0	\$ 0	\$ 0	\$ 0
S2 Sycamore Remodel	0	0	85,000	85,000	1,000,000	1,000,000	0	0	0	0	0	0	0	0
S3 MMB - Renovation	320,000	320,000	2,200,000	2,200,000	1,500,000	1,500,000	0	0	0	0	0	0	0	0
S4 City Channel Move to CCB	0	0	0	0	0	0	0	0	0	0	0	0	0	0
S5 City Attorney's Office Remodel (4th Floor)	300,000	300,000	300,000	300,000	0	0	0	0	0	0	0	0	0	0
S6 Implementation of Sustainability Plan	1,000,000	1,000,000	1,000,000	1,000,000	1,000,000	1,000,000	1,000,000	1,000,000	1,000,000	1,000,000	1,000,000	1,000,000	1,000,000	1,000,000
S7 Upgrades at Sayles Street - TE and PU	0	0	320,000	320,000	0	0	0	0	0	0	0	0	0	0
S8 AED Installation	0	20,000	20,000	20,000	20,000	20,000	0	0	0	0	0	0	0	0
SubTotal Facilities Mgmt:	\$ 1,620,000	\$ 1,640,000	\$ 4,300,000	\$ 4,300,000	\$ 3,520,000	\$ 3,520,000	\$ 1,000,000	\$ 1,000,000	\$ 1,000,000	\$ 1,000,000	\$ 1,000,000	\$ 1,000,000	\$ 1,000,000	\$ 1,000,000
<b>Sewer Utility</b>														
S1 E. Washington Sewer Rehab	\$ 0	\$ 0	\$ 0	\$ 1,250,000	\$ 0	\$ 0	\$ 0	\$ 0	\$ 0	\$ 0	\$ 0	\$ 0	\$ 0	\$ 0
SubTotal Sewer Utility:	\$ 0	\$ 0	\$ 0	\$ 1,250,000	\$ 0	\$ 0	\$ 0	\$ 0	\$ 0	\$ 0	\$ 0	\$ 0	\$ 0	\$ 0
<b>Engineering - Major Streets</b>														
S1 Mineral Point Road	\$ 0	\$ 0	\$ 0	\$ 0	\$ 0	\$ 0	\$ 0	\$ 0	\$ 0	\$ 0	\$ 0	\$ 0	\$ 0	\$ 0
S2 Wilson St. / Williamson St.	0	0	0	0	0	0	0	0	0	0	1,640,000	1,690,000	0	0
S3 Darbo Webb Connection	0	0	0	0	0	0	0	0	0	0	550,000	550,000	0	0
S4 McKee Road West (CTH PD)	0	0	185,000	740,000	0	0	2,000,000	4,000,000	0	0	1,114,500	7,430,000	0	0
SubTotal Eng. - Major Streets:	\$ 0	\$ 0	\$ 185,000	\$ 740,000	\$ 0	\$ 0	\$ 2,000,000	\$ 4,000,000	\$ 3,304,500	\$ 9,670,000	\$ 0	\$ 0	\$ 0	\$ 0

	Future Year CIP											
	2014		2015		2016		2017		2018		2019	
	G.O Debt	Total	G.O Debt	Total	G.O Debt	Total	G.O Debt	Total	G.O Debt	Total	G.O Debt	Total
<b>Capital Budget</b>												
<b>2014</b>												
<b>G.O Debt</b>												
<b>Total</b>												
<b>Parks</b>												
S1 Disc Golf Improvements	\$ 0	\$ 35,000	\$ 0	\$ 35,000	\$ 0	\$ 130,000	\$ 0	\$ 35,000	\$ 0	\$ 40,000	\$ 0	\$ 50,000
S2 Penn Park Park Improvements	0	0	0	0	1,400,000	1,400,000	0	0	0	0	0	0
SubTotal Parks:	0	35,000	0	35,000	1,400,000	1,530,000	0	35,000	0	40,000	0	50,000
<b>Streets Division</b>												
S1 Biodigester	0	0	0	0	\$10,278,500	\$20,557,000	0	0	0	0	0	0
S2 Emerald Ash Borer	100,000	100,000	0	0	0	0	0	0	0	0	0	0
S3 Equipment	101,000	101,000	70,000	70,000	50,000	50,000	75,000	75,000	0	0	0	0
S4 Minor Bldg Improve & Repairs	33,500	33,500	45,725	45,725	40,950	40,950	21,400	21,400	35,500	35,500	0	0
SubTotal Streets Division:	234,500	234,500	115,725	115,725	\$10,369,450	\$20,647,950	\$ 96,400	\$ 96,400	\$ 35,500	\$ 35,500	\$ 0	\$ 0
<b>Metro Transit</b>												
S1 New fareboxes	\$ 1,000,000	\$ 5,000,000	0	0	0	0	0	0	0	0	0	0
S2 Transit coaches	0	0	4,760,000	4,760,000	4,900,000	4,900,000	5,049,000	5,049,000	5,200,000	5,200,000	5,357,000	5,357,000
S3 Transit system upgrades	0	0	6,190,000	6,190,000	20,000	20,000	20,000	20,000	20,000	20,000	20,000	20,000
S4 Building Expansion/Construction	0	0	0	0	5,000,000	5,000,000	25,000,000	25,000,000	5,000,000	5,000,000	0	0
SubTotal Metro:	1,000,000	5,000,000	\$10,950,000	\$10,950,000	\$ 9,920,000	\$ 9,920,000	\$30,069,000	\$30,069,000	\$10,220,000	\$10,220,000	\$ 5,377,000	\$ 5,377,000
<b>Traffic Engineering</b>												
S1 Public Safety Radio System	\$ 810,000	\$ 810,000	0	0	0	0	0	0	0	0	0	0
S2 Curb Sprayer	0	0	0	0	75,000	75,000	0	0	0	0	0	0
S3 Com Tower at New Facility	0	0	0	0	0	0	275,000	275,000	0	0	0	0
SubTotal Traffic Engineering:	810,000	810,000	0	0	75,000	75,000	275,000	275,000	0	0	0	0
<b>PCED</b>												
S1 Center for Industry and Commerce	\$ 100,000	\$ 100,000	40,000	40,000	40,000	40,000	40,000	40,000	40,000	40,000	40,000	40,000
S2 Howde Mixed-Use Project (TID #32)	0	0	0	0	0	0	0	0	0	0	0	0
S3 Housing Employers Study	0	40,000	0	30,000	0	30,000	0	0	0	0	0	0
S4 Block 800 East Washington (TID #36)	7,900,000	7,900,000	0	0	0	0	0	0	0	0	0	0
S5 Green Building and Alt. Fuel Technologies	0	0	0	0	0	0	0	0	0	0	0	0
S6 TID 43 - Park / Drake	1,000,000	1,000,000	0	0	0	0	0	0	0	0	0	0
S7 SRO Study	300,000	300,000	1,050,000	2,100,000	900,000	1,800,000	0	0	0	0	0	0
S8 Mosaic Ridge Construction Financing	0	300,000	0	300,000	0	300,000	0	0	0	0	0	0
S9 Housing Assistance Recaptitalization	0	0	0	0	0	0	0	0	0	0	0	0
S10 Tax Incremental Finance Districts	0	0	0	0	0	0	0	0	0	0	0	0
S11 100 Block W. Mifflin (TID 32)	100,000	100,000	0	0	2,500,000	2,500,000	0	0	0	0	0	0
SubTotal PCED:	9,400,000	9,740,000	\$ 1,090,000	\$ 2,470,000	\$ 3,440,000	\$ 4,670,000	\$ 40,000	\$ 40,000	\$ 40,000	\$ 40,000	\$ 40,000	\$ 40,000
<b>Water Utility</b>												
S1 Booster Pump Station/PRV 124 Construct	\$ 0	\$ 0	0	0	0	58,000	0	126,000	0	1,674,000	0	947,000
SubTotal Water Utility:	0	0	0	0	0	58,000	0	126,000	0	1,674,000	0	947,000
<b>Total</b>	\$15,609,635	\$20,636,500	\$17,320,525	\$20,540,525	\$28,844,450	\$40,540,950	\$33,980,400	\$36,141,400	\$14,600,000	\$22,679,500	\$ 6,417,000	\$ 7,414,000

Note: Funding may exceed the amount requested by agencies in their Supplemental Request forms.

## Reauthorizations by Agency and Project

Agency	2014		G.O.	Other	Total	G.O.
	Proj. No.	Name				By Agency
Fire	2	New Fire Station-Far East	\$ 1,800,000	\$ -	\$ 1,800,000	\$ 1,800,000
Information Technology	3	Property Assessment System	900,000	-	900,000	
Information Technology	10	Tax System Changes	40,000	-	40,000	940,000
Miscellaneous	2	Henry Vilas Zoo	60,000	-	60,000	60,000
Facilities Management	3	General Building Improvements	90,000	-	90,000	90,000
Sewer Utility	1	Equipment & Vehicles	-	300,000	300,000	
Sewer Utility	3	Engineering Service Building	-	60,000	60,000	
Sewer Utility	4	Sewer with Reconstructed Streets	-	1,600,000	1,600,000	
Sewer Utility	6	Lift Station Rehabilitations	-	50,000	50,000	
Sewer Utility	7	Infiltration & Inflow Improvement Prog	-	50,000	50,000	
Sewer Utility	13	Royster Clark Redevelopment	-	500,000	500,000	
Eng. - Bicycle and Pedestrian	13	Goodman Path: Powers to STH 30	1,484,400	385,600	1,870,000	1,484,400
Engineering - Major Streets	1	Rural to Urban Streets	300,000	-	300,000	
Engineering - Major Streets	2	Reconstruction Streets	1,600,000	-	1,600,000	
Engineering - Major Streets	4	Railroad Crossings and Quiet Zones	225,000	725,000	950,000	
Engineering - Major Streets	5	Pavement Management	1,200,000	-	1,200,000	
Engineering - Major Streets	16	Cottage Grove Road	57,500	-	57,500	
Engineering - Major Streets	20	CTH M -CTH S Intersection	2,000,000	-	2,000,000	
Engineering - Major Streets	28	S Livingston RR Crossing Closure	20,000	180,000	200,000	
Engineering - Major Streets	39	Royster Clark Development	1,106,000	1,574,000	2,680,000	
Engineering - Major Streets	43	Stoughton Rd / Voges Rd Intersect.	100,000	100,000	200,000	6,608,500
Engineering - Other Projects	1	Public Bubblers	25,000	-	25,000	
Engineering - Other Projects	3	Underground Storage Tanks	5,000	-	5,000	
Engineering - Other Projects	5	Equipment & Vehicles (Landfill)	-	40,000	40,000	30,000
Stormwater Utility	1	Storm Sewer with Streets Projects	705,500	-	705,500	
Stormwater Utility	4	Urban Best Management Practices	310,800	-	310,800	
Stormwater Utility	13	Wingra Creek Corridor	415,000	-	415,000	
Stormwater Utility	16	Street Cleaning Equipment	-	25,000	25,000	
Stormwater Utility	21	ESB Replacements, Improvements	755,000	-	755,000	
Stormwater Utility	22	Lake Wingra Watershed Mgt.	-	75,000	75,000	
Stormwater Utility	27	Royster Clark Development	-	425,000	425,000	2,186,300
Parks	1	Beach and Shoreline Improvements	265,000	-	265,000	
Parks	2	Community Park Improvements	171,500	-	171,500	
Parks	5	Neighborhood Park Improvements	434,000	-	434,000	
Parks	8	Playground/Accessibility Improvements	100,000	-	100,000	
Parks	10	Street Tree Replacements	85,000	-	85,000	
Parks	16	Bowman Field Improvements	146,000	-	146,000	
Parks	19	James Madison Park Improvements	-	200,000	200,000	
Parks	21	Vilas Park Roadway and Parking	100,000	-	100,000	
Parks	23	Central Park	400,000	-	400,000	
Parks	24	Emerald Ash Borer Mitigation	220,000	-	220,000	
Parks	30	Brittingham Park Improvements	-	100,000	100,000	
Parks	31	Highland Manor Storm Shelter	150,000	-	150,000	2,071,500
Streets Division	1	Minor Building Impr and Repairs	80,200	-	80,200	
Streets Division	4	Public Works Facility - Far West Side	1,250,000	-	1,250,000	
Streets Division	6	Biodigester and Organics Collection	150,000	-	150,000	1,480,200
Metro Transit	1	Transit Coaches	1,619,629	4,878,515	6,498,144	
Metro Transit	3	Transit System Upgrades	80,000	320,000	400,000	1,699,629
Traffic Engineering	1	Street Light Infrastructure	80,000	-	80,000	
Traffic Engineering	4	Traffic Signal Infrastructure	300,000	-	300,000	380,000
Parking Utility	2	Doyle Square Planning	-	1,500,000	1,500,000	
Planning & Comm. & Ec. Dev	9	CDA Redev. - Truax Area Master Plan	940,000	-	940,000	
Planning & Comm. & Ec. Dev	11	Public Housing Redevelopment	100,000	-	100,000	
Planning & Comm. & Ec. Dev	12	Judge Doyle Square (Block 105)	-	990,000	990,000	
Planning & Comm. & Ec. Dev	14	TID 27 - Lake Point Development	-	285,000	285,000	
Planning & Comm. & Ec. Dev	18	TID 39 - Stoughton Rd.	400,000	-	400,000	
Planning & Comm. & Ec. Dev	30	TID 35 -Todd Drive/West Beltline	-	500,000	500,000	1,440,000
Water Utility	1	Water Mains - Replace/Rehab/Improv	-	1,700,000	1,700,000	
Water Utility	2	Water Mains - New	-	400,000	400,000	
Water Utility	3	Zone 4 Fire Flow Supply Augmentation	-	415,000	415,000	
Water Utility	5	East Side-Well 7 Fe&Mn Filtration	-	5,300,000	5,300,000	
Water Utility	8	Lakeview Reservoir Reconstruction	-	160,000	160,000	
Water Utility	11	System Wide Miscellaneous Projects	-	857,000	857,000	
Water Utility	12	Paterson St. Bldg Remodel/Upgrade	-	381,000	381,000	
Water Utility	13	Booster Station 106 - Reconstruction	-	1,082,000	1,082,000	
Water Utility	15	Misc Pump Station/PRV/Facility Project	-	424,000	424,000	
Water Utility	20	Well 29 Filter Capacity Expansion	-	446,000	446,000	
<b>Total Reauthorizations</b>			<b>\$ 20,270,529</b>	<b>\$ 26,028,115</b>	<b>\$ 46,298,644</b>	<b>\$ 20,270,529</b>

## Cancellations and Postponements of Funding Authorized in the 2013 Capital Budget

Agency	2013		G.O.	Other	Total	G.O. By		Notes
	Project Number	Name				Agency		
Information Technology	4	Enterprise Financial System	\$ 1,250,000	\$ -	\$ 1,250,000	\$ 1,250,000		1
Miscellaneous	2	Henry Vilas Zoo	60,000	-	60,000	60,000		1
Sewer Utility	5	Additions To Collection System	225,000	-	225,000	225,000		2
Engineering - Major Streets	Various	Major Streets Projects	2,000,000	-	2,000,000	2,000,000		3
Engineering - Other Projects	7	Software for Construction Inspectors	150,000	-	150,000	150,000		4
Stormwater Utility	19	Dredging Projects	100,000	-	100,000	100,000		1
Metro Transit	3	Building Expansion/Construction	769,400	3,077,600	3,847,000			1
	4	Transit System Upgrades	14,000	56,000	70,000			5
	5	NTP Park and Ride Lot Expansion	59,467	237,869	297,336	842,867		6
PCED	17	TID 38 - Badger / Ann / Park St.	340,000	-	340,000			6
	29	TID XX - West Beltline	4,000,000	-	4,000,000	4,340,000		7
<b>Total Cancellations and Postponements Beyond 2014</b>			<b>\$ 8,967,867</b>	<b>\$ 3,371,469</b>	<b>\$ 12,339,336</b>	<b>\$ 8,967,867</b>		

### Notes

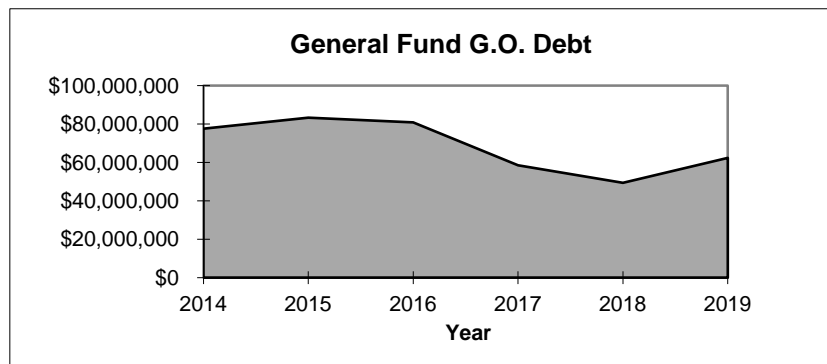
- 1 Project delayed.
- 2 General obligation debt supported by Impact Fees. Project has been delayed because of slow development.
- 3 This includes various projects in Account 810571 "Major Streets Projects."
- 4 This project was originally proposed as a reauthorization, but was subsequently budgeted as a direct appropriation to capital.
- 5 Slowed implementation; not as much funding needed for the project in 2013.
- 6 Project not moving forward.
- 7 No TID established.

**2014**  
**City of Madison**  
**Capital Improvement Program**  
**EXECUTIVE**  
**City Summary - Expenditure Categories and Funding Sources**

All Projects	Capital Budget	Future Year Estimates				
	2014	2015	2016	2017	2018	2019
<b>Expenditures:</b>						
Purchased Services	\$ 7,421,110	\$ 4,404,600	\$ 3,129,000	\$ 3,200,000	\$ 3,366,000	\$ 4,183,000
Materials & Supplies	5,193,000	4,842,250	4,033,500	4,170,000	3,635,000	4,730,000
Inter-Agency Charges	160,000	162,800	165,824	169,090	172,617	176,426
Loans	10,482,000	200,000	200,000	200,000	200,000	200,000
Professional Fees	6,224,000	1,580,000	2,300,000	1,662,000	891,000	838,000
Land & Land Improve	104,616,900	95,635,200	110,921,016	94,644,737	82,871,676	107,746,070
Building & Bldg Improve	63,962,425	69,091,025	55,419,850	54,923,100	32,848,100	18,475,300
Equipment and Vehicles	26,297,171	27,969,100	33,386,743	21,531,500	26,036,170	21,100,000
Other	980,000	363,000	2,665,000	617,000	119,000	396,000
<b>Total Project Costs</b>	<b>\$ 225,336,606</b>	<b>\$ 204,247,975</b>	<b>\$ 212,220,933</b>	<b>\$ 181,117,427</b>	<b>\$ 150,139,563</b>	<b>\$ 157,844,797</b>
<b>Funding Sources:</b>						
Federal Sources	\$ 14,973,400	\$ 17,059,000	\$ 34,050,900	\$ 32,376,000	\$ 16,986,600	\$ 13,701,400
State Sources	930,400	915,000	3,465,000	315,000	315,000	5,385,300
Impact Fees Cash	1,730,000	2,270,260	1,933,000	2,510,000	1,655,000	1,310,000
Private Contributions	2,513,600	315,600	191,648	6,183,180	2,690,234	197,853
Revenue Bonds	49,711,300	44,399,200	41,298,500	41,868,000	39,665,600	41,090,300
Special Assessments	7,641,000	4,061,840	4,031,000	4,031,000	4,308,900	4,197,000
TIF Cash	10,263,200	1,200,000	5,310,000	25,000	35,000	35,000
Carry-Forward Applied	861,000	2,784,160	3,428,333	2,653,519	1,954,721	542,939
Reserves Applied	12,663,225	9,577,000	4,929,700	3,426,500	3,204,300	3,424,000
Other	11,289,209	5,875,940	2,749,247	5,022,651	2,784,999	3,068,959
<b>Total Other Sources</b>	<b>\$ 112,576,334</b>	<b>\$ 88,458,000</b>	<b>\$ 101,387,328</b>	<b>\$ 98,410,850</b>	<b>\$ 73,600,354</b>	<b>\$ 72,952,751</b>
G.O. General Fund	\$ 77,547,101	\$ 83,280,975	\$ 80,828,962	\$ 58,485,577	\$ 49,357,439	\$ 62,339,446
G.O. Non-General Fund	35,213,171	32,509,000	30,004,643	24,221,000	27,181,770	24,552,600
<b>G.O. Debt</b>	<b>\$ 112,760,272</b>	<b>\$ 115,789,975</b>	<b>\$ 110,833,605</b>	<b>\$ 82,706,577</b>	<b>\$ 76,539,209</b>	<b>\$ 84,892,046</b>

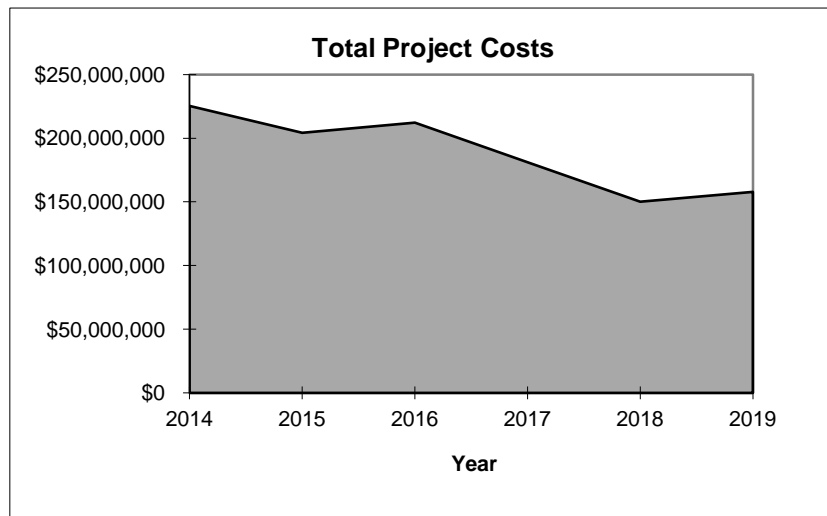
**Estimated Annual Debt Service**

G.O. General Fund	\$ 10,081,123	\$ 10,826,527	\$ 10,507,765	\$ 7,603,125	\$ 6,416,467	\$ 8,104,128
G.O. Non-General Fund	\$ 4,577,712	\$ 4,226,170	\$ 3,900,604	\$ 3,148,730	\$ 3,533,630	\$ 3,191,838



**2014**  
**City of Madison**  
**Capital Improvement Program**  
**EXECUTIVE**  
**City Summary - Total Project Costs**

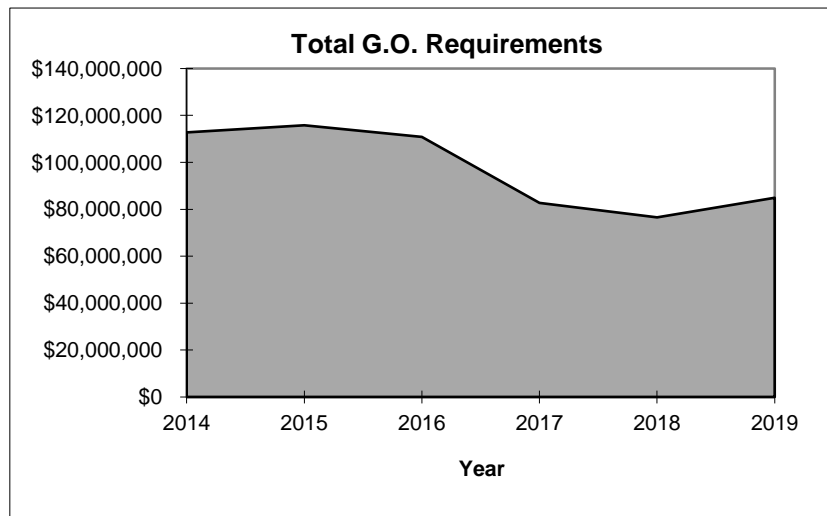
All Agencies	Capital Budget	Future Year Estimates				
	2014	2015	2016	2017	2018	2019
<b>Agency Name</b>						
Library	\$ 590,000	\$ 835,000	\$ 9,265,000	\$ 840,000	\$ 9,900,000	\$ 50,000
Fire	18,011,200	2,752,400	1,042,000	816,000	652,500	770,000
Police	2,968,700	1,111,200	1,565,700	1,224,400	94,000	3,368,200
Public Health Madison & Dane	115,270	455,000	140,000	630,000	90,000	90,000
Monona Terrace	2,687,000	850,000	518,000	635,000	415,000	1,785,000
Information Technology	5,024,210	5,293,000	3,320,000	3,320,000	3,320,000	3,520,000
Miscellaneous	342,000	75,000	75,000	75,000	75,000	75,000
Facilities Management	7,088,400	26,317,000	5,647,000	3,055,000	2,830,000	2,920,000
Sewer Utility	14,944,800	13,435,200	11,234,500	11,475,000	11,989,600	12,985,300
Eng. - Bicycle and Pedestrian	11,930,000	7,929,000	7,535,000	9,554,000	6,057,000	9,724,000
Engineering - Major Streets	42,159,700	46,238,000	63,212,000	42,347,000	36,355,000	43,585,000
Engineering - Other Projects	409,500	255,100	336,700	278,300	310,000	304,700
Stormwater Utility	11,584,900	10,203,100	9,824,700	9,976,500	9,673,300	16,010,000
Fleet Service	8,315,401	16,353,000	8,011,043	8,467,000	7,151,370	9,051,000
Parks	13,417,500	6,978,000	8,605,000	17,195,000	11,525,000	8,053,000
Streets	3,003,800	1,328,975	21,557,450	1,060,400	390,500	988,000
Metro Transit	14,150,000	12,870,000	11,893,000	31,995,000	12,152,000	7,208,000
Traffic Engineering	2,475,000	1,773,000	6,454,840	2,165,827	6,056,293	1,626,597
Parking Utility	8,821,225	12,794,000	7,962,000	6,735,000	492,000	633,000
Planning & Comm. & Ec. Dev.	18,942,000	9,080,000	8,930,000	3,800,000	1,800,000	5,800,000
Water Utility	38,356,000	27,322,000	25,092,000	25,473,000	28,811,000	29,298,000
<b>Total</b>	<b>\$ 225,336,606</b>	<b>\$ 204,247,975</b>	<b>\$ 212,220,933</b>	<b>\$ 181,117,427</b>	<b>\$ 150,139,563</b>	<b>\$ 157,844,797</b>





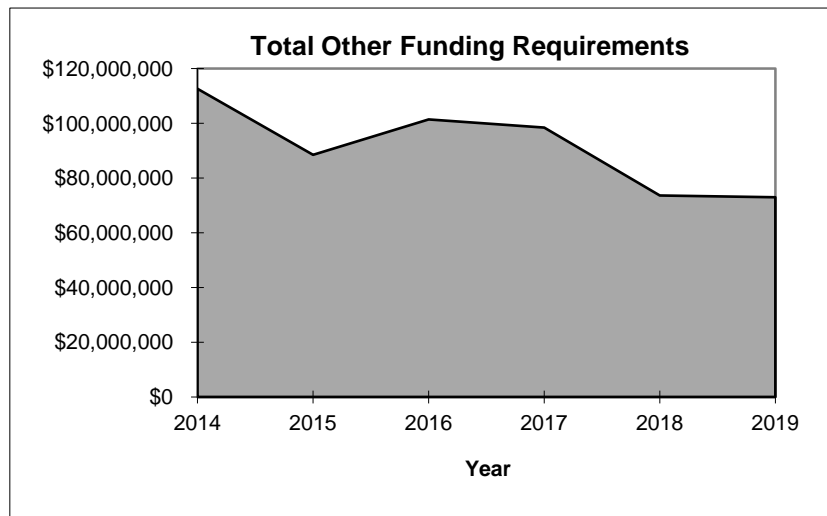
**2014**  
**City of Madison**  
**Capital Improvement Program**  
**EXECUTIVE**  
**City Summary - G.O. Debt Requirements**

All Agencies	Capital Budget	Future Year Estimates				
	2014	2015	2016	2017	2018	2019
<b>Agency Name</b>						
Library	\$ 590,000	\$ 835,000	\$ 9,265,000	\$ 840,000	\$ 9,900,000	\$ 50,000
Fire	16,071,591	2,752,400	1,042,000	816,000	652,500	770,000
Police	2,023,700	1,111,200	1,565,700	1,224,400	94,000	3,368,200
Public Health Madison & Dane	115,270	455,000	140,000	630,000	90,000	90,000
Monona Terrace	0	0	0	0	0	0
Information Technology	3,349,210	5,293,000	3,320,000	3,320,000	3,320,000	3,520,000
Miscellaneous	60,000	75,000	75,000	75,000	75,000	75,000
Facilities Management	7,048,400	26,297,000	5,627,000	3,035,000	2,810,000	2,900,000
Sewer Utility	1,152,700	0	0	0	0	0
Eng. - Bicycle and Pedestrian	5,854,400	5,879,000	6,763,000	7,118,000	4,705,000	6,539,000
Engineering - Major Streets	26,727,500	31,499,000	34,564,000	28,431,000	23,307,600	29,274,700
Engineering - Other Projects	164,000	172,000	213,000	190,000	219,000	219,000
Stormwater Utility	9,521,800	8,360,000	7,270,000	7,445,000	7,170,000	13,480,000
Fleet Service	8,315,401	16,353,000	8,011,043	8,467,000	7,151,370	9,051,000
Parks	8,530,500	4,929,000	6,807,000	8,880,000	7,610,000	6,998,000
Streets	3,003,800	1,328,975	11,278,950	1,060,400	390,500	988,000
Metro Transit	2,990,000	2,574,000	2,378,600	6,399,000	2,430,400	1,441,600
Traffic Engineering	1,240,000	676,400	5,313,312	975,777	4,813,839	327,546
Parking Utility	0	0	0	0	0	0
Planning & Comm. & Ec. Dev.	16,002,000	7,200,000	7,200,000	3,800,000	1,800,000	5,800,000
Water Utility	0	0	0	0	0	0
<b>Total</b>	<b>\$ 112,760,272</b>	<b>\$ 115,789,975</b>	<b>\$ 110,833,605</b>	<b>\$ 82,706,577</b>	<b>\$ 76,539,209</b>	<b>\$ 84,892,046</b>



**2014**  
**City of Madison**  
**Capital Improvement Program**  
**EXECUTIVE**  
**City Summary - Other Funding Requirements**

All Agencies	Capital Budget	Future Year Estimates				
	2014	2015	2016	2017	2018	2019
<b>Agency Name</b>						
Library	\$ 0	\$ 0	\$ 0	\$ 0	\$ 0	\$ 0
Fire	1,939,609	0	0	0	0	0
Police	945,000	0	0	0	0	0
Public Health Madison & Dane	0	0	0	0	0	0
Monona Terrace	2,687,000	850,000	518,000	635,000	415,000	1,785,000
Information Technology	1,675,000	0	0	0	0	0
Miscellaneous	282,000	0	0	0	0	0
Facilities Management	40,000	20,000	20,000	20,000	20,000	20,000
Sewer Utility	13,792,100	13,435,200	11,234,500	11,475,000	11,989,600	12,985,300
Eng. - Bicycle and Pedestrian	6,075,600	2,050,000	772,000	2,436,000	1,352,000	3,185,000
Engineering - Major Streets	15,432,200	14,739,000	28,648,000	13,916,000	13,047,400	14,310,300
Engineering - Other Projects	245,500	83,100	123,700	88,300	91,000	85,700
Stormwater Utility	2,063,100	1,843,100	2,554,700	2,531,500	2,503,300	2,530,000
Fleet Service	0	0	0	0	0	0
Parks	4,887,000	2,049,000	1,798,000	8,315,000	3,915,000	1,055,000
Streets	0	0	10,278,500	0	0	0
Metro Transit	11,160,000	10,296,000	9,514,400	25,596,000	9,721,600	5,766,400
Traffic Engineering	1,235,000	1,096,600	1,141,528	1,190,050	1,242,454	1,299,051
Parking Utility	8,821,225	12,794,000	7,962,000	6,735,000	492,000	633,000
Planning & Comm. & Ec. Dev.	2,940,000	1,880,000	1,730,000	0	0	0
Water Utility	38,356,000	27,322,000	25,092,000	25,473,000	28,811,000	29,298,000
<b>Total</b>	<b>\$ 112,576,334</b>	<b>\$ 88,458,000</b>	<b>\$ 101,387,328</b>	<b>\$ 98,410,850</b>	<b>\$ 73,600,354</b>	<b>\$ 72,952,751</b>

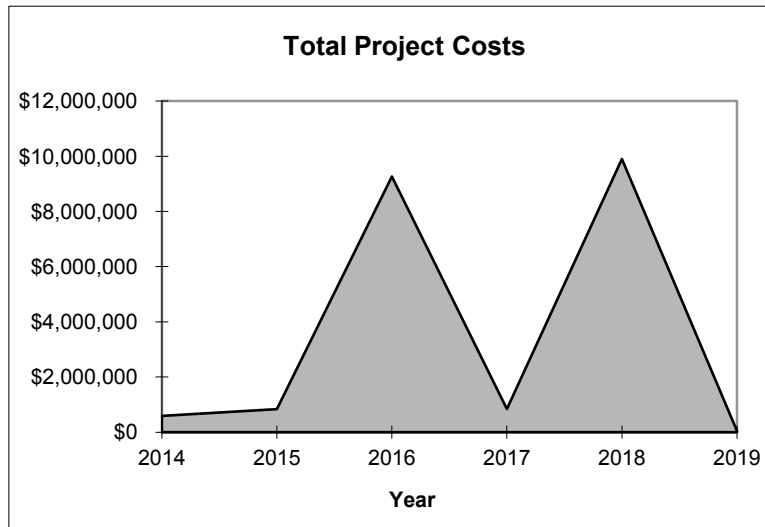


**2014  
Capital Budget  
Capital Improvement Program**

Agency Name: **Library**

Agency Number: 18

Project Name	Future Year Estimates					
	<b>Capital Budget</b> 2014	2015	2016	2017	2018	2019
1 Library Maintenance Support Center	\$ 100,000	\$ 400,000	\$ 2,500,000	\$ 0	\$ 0	\$ 0
2 Relocated Pinney Branch Library	0	185,000	6,565,000	0	0	0
3 Lakeview Branch Improvements	90,000	0	0	0	0	0
4 Relocated Hawthorne Branch Library	0	0	200,000	360,000	4,500,000	0
5 New Branch: Far Northeast Side	0	250,000	0	0	0	0
6 Monroe Street Branch Improvements	0	0	0	0	0	50,000
7 New Branch: Grandview Commons	0	0	0	480,000	5,400,000	0
8 Meadowridge Branch Expansion	400,000	0	0	0	0	0
<b>Total</b>	<b>\$ 590,000</b>	<b>\$ 835,000</b>	<b>\$ 9,265,000</b>	<b>\$ 840,000</b>	<b>\$ 9,900,000</b>	<b>\$ 50,000</b>



**2014  
Capital Budget  
Expenditure Categories and Funding Sources**

Agency Name: **Library**

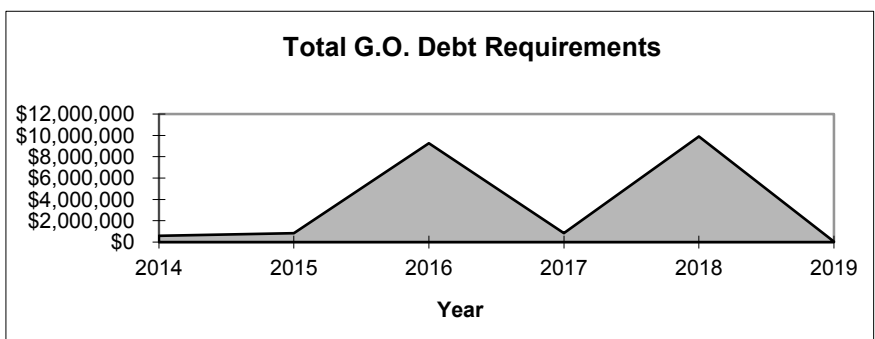
Agency No.: 18

All Projects	Capital Budget	Future Year Estimates				
	2014	2015	2016	2017	2018	2019
<b>Expenditures:</b>						
Purchased Services	\$ 80,000	\$ 80,000	\$ 0	\$ 0	\$ 0	\$ 0
Materials & Supplies	0	0	0	0	0	0
Inter-Agency Charges	0	0	0	0	0	0
Loans	0	0	0	0	0	0
Professional Fees	29,000	250,000	750,000	840,000	0	0
Land & Land Improve	0	435,000	200,000	0	0	0
Building & Bldg Improve	50,000	70,000	7,420,000	0	7,000,000	25,000
Equipment and Vehicles	431,000	0	895,000	0	2,900,000	25,000
Other	0	0	0	0	0	0
<b>Total Project Costs</b>	<b>\$ 590,000</b>	<b>\$ 835,000</b>	<b>\$ 9,265,000</b>	<b>\$ 840,000</b>	<b>\$ 9,900,000</b>	<b>\$ 50,000</b>

<b>Funding Sources:</b>						
Federal Sources	\$ 0	\$ 0	\$ 0	\$ 0	\$ 0	\$ 0
State Sources	0	0	0	0	0	0
Impact Fees	0	0	0	0	0	0
Private Contributions	0	0	0	0	0	0
Revenue Bonds	0	0	0	0	0	0
Special Assessments	0	0	0	0	0	0
TIF Cash	0	0	0	0	0	0
County Sources	0	0	0	0	0	0
Reserves Applied	0	0	0	0	0	0
Other	0	0	0	0	0	0
<b>Total Other Sources</b>	<b>\$ 0</b>	<b>\$ 0</b>	<b>\$ 0</b>	<b>\$ 0</b>	<b>\$ 0</b>	<b>\$ 0</b>

G.O. General Fund	\$ 0	\$ 0	\$ 0	\$ 0	\$ 0	\$ 0
G.O. Non-General Fund	590,000	835,000	9,265,000	840,000	9,900,000	50,000
<b>Total G.O. Debt</b>	<b>\$ 590,000</b>	<b>\$ 835,000</b>	<b>\$ 9,265,000</b>	<b>\$ 840,000</b>	<b>\$ 9,900,000</b>	<b>\$ 50,000</b>

<b>Estimated Annual Debt Service</b>						
G.O. General Fund	\$ 0	\$ 0	\$ 0	\$ 0	\$ 0	\$ 0
G.O. Non-General Fund	\$ 76,700	\$ 108,550	\$ 1,204,450	\$ 109,200	\$ 1,287,000	\$ 6,500



**Capital Budget**

**Library**

**Library Maintenance Support Center** Project No. 1 Acct. No. 810757

GO \$ 100,000  
Other 0  
\$ 100,000

With the removal of Library system service, supply, and support functions from the Central Branch, a permanent facility is required to replace the current leased facility, currently located on Pennsylvania Avenue. The Long Range Facilities Planning Committee has identified certain agency co-location opportunities and will continue to evaluate potential sites.

**Relocated Pinney Branch Library** Project No. 2 Acct. No. 0

GO \$ 0  
Other 0  
\$ 0

This project includes land acquisition in 2015 at Royster Corners for an approximately 20,000 square foot relocated Pinney Branch Library. Design fees and build-out costs are included in 2016. Escalating rent schedules, the opportunity to reimagine Pinney Branch Library, and an energy inefficient building located in a flood plain are the main drivers of this project.

**Lakeview Branch Improvements** Project No. 3 Acct. No. 0

GO \$ 90,000  
Other 0  
\$ 90,000

Provide facility upgrades (new carpeting, painting, etc.) to the Lakeview Branch on the north side, which was redesigned and substantially expanded in 2004. To keep facilities fresh, the library refurbishes branches every 10 years.

**Relocated Hawthorne Branch Library** Project No. 4 Acct. No. 0

GO \$ 0  
Other 0  
\$ 0

The Madison Public Library is interested in relocating the Hawthorne Branch Library. It is currently a leased facility, and local demand for branch services has overwhelmed both service capacity and branch size (10,060 square feet).

**New Branch: Far Northeast Side** Project No. 5 Acct. No. 0

GO \$ 0  
Other 0  
\$ 0

Population growth projections and current area requests for library service indicate a future need for a branch library on the far northeast side. The Capital Improvement Program anticipates purchasing land in 2015.

**Monroe Street Branch Improvements** Project No. 6 Acct. No. 0

GO \$ 0  
Other 0  
\$ 0

Provide facility upgrades (new carpeting, painting, etc.) to the Monroe Street Branch, which was refurbished in 2009. To keep facilities updated, the library refurbishes branches every 10 years.

**New Branch: Grandview Commons** Project No. 7 Acct. No. 0

GO \$ 0  
Other 0  
\$ 0

The site for a proposed new branch, Grandview Commons, was donated by the Veridian Corporation to the City in 2008.

**Meadowridge Branch Expansion**

Project No. **8**

Acct. No. 810758

GO \$ 400,000  
Other 0  
\$ 400,000

Provide furnishings and equipment to complete the renovation of the expanded Meadowridge Library at the Meadowood Shopping Center.

**2014  
Capital Budget  
Summary**

**Agency Name: Library**

**Agency Number: 18**

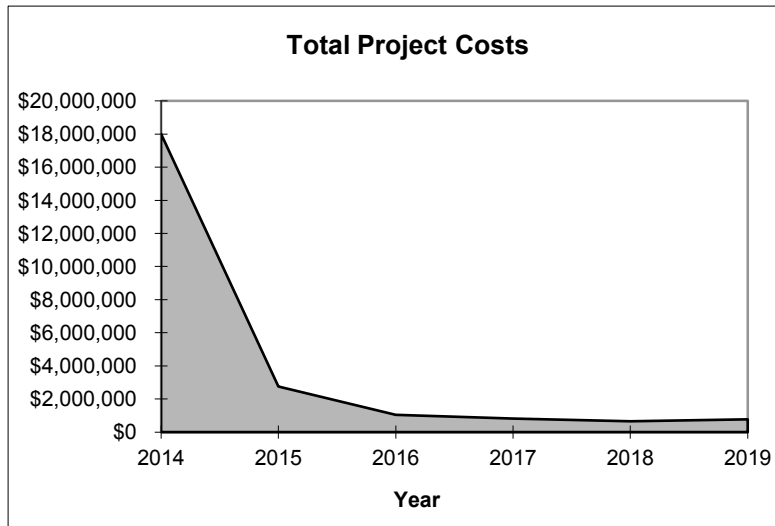
Project Name	Agency Request	Executive	Executive		
			G.O. Debt	Other Funding	Total
1 Library Maintenance Support Center	\$ 3,000,000	\$ 100,000	\$ 100,000	\$ 0	\$ 100,000
2 Relocated Pinney Branch Library	185,000	0	0	0	0
3 Lakeview Branch Improvements	90,000	90,000	90,000	0	90,000
4 Relocated Hawthorne Branch Library	0	0	0	0	0
5 New Branch: Far Northeast Side	0	0	0	0	0
6 Monroe Street Branch Improvements	0	0	0	0	0
7 New Branch: Grandview Commons	0	0	0	0	0
8 Meadowridge Branch Expansion	0	400,000	400,000	0	400,000
<b>Total</b>	<b>\$ 3,275,000</b>	<b>\$ 590,000</b>	<b>\$ 590,000</b>	<b>\$ 0</b>	<b>\$ 590,000</b>

## 2014 Capital Budget Capital Improvement Program

Agency Name: **Fire**

Agency Number: **72**

Project Name	Capital Budget	Future Year Estimates				
	<u>2014</u>	<u>2015</u>	<u>2016</u>	<u>2017</u>	<u>2018</u>	<u>2019</u>
1 Fire Equipment	\$ 200,000	\$ 300,000	\$ 300,000	\$ 300,000	\$ 602,500	\$ 500,000
2 New Fire Station-Far East	2,576,100	0	0	0	0	0
3 Communications Equipment	0	467,000	467,000	466,000	0	150,000
4 Fire Building Improvements & Repairs	50,000	50,000	50,000	50,000	50,000	70,000
5 Lake Rescue Boat	0	0	225,000	0	0	0
6 Fire Admin. & Station 1 Remodel	13,864,100	692,400	0	0	0	0
7 Key Box Security System	28,000	0	0	0	0	20,000
8 Building Access System	60,000	0	0	0	0	30,000
9 Fire Ventilation Simulator	0	43,000	0	0	0	0
10 Fire Station 6 - W. Badger Rd.	0	0	0	0	0	0
11 FEMA Grant	483,000	0	0	0	0	0
12 Employee Developmt Ctr & Station 14	750,000	1,200,000	0	0	0	0
<b>Total</b>	<b>\$ 18,011,200</b>	<b>\$ 2,752,400</b>	<b>\$ 1,042,000</b>	<b>\$ 816,000</b>	<b>\$ 652,500</b>	<b>\$ 770,000</b>





**2014  
Capital Budget  
Expenditure Categories and Funding Sources**

Agency Name: **Fire**

Agency No.: 72

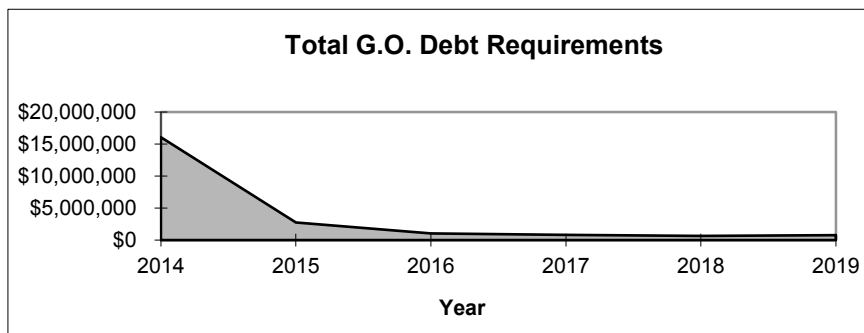
All Projects	Capital Budget	Future Year Estimates				
	2014	2015	2016	2017	2018	2019
<b>Expenditures:</b>						
Purchased Services	\$ 248,400	\$ 146,600	\$ 0	\$ 0	\$ 0	\$ 0
Materials & Supplies	393,000	467,000	467,000	466,000	0	150,000
Inter-Agency Charges	0	0	0	0	0	0
Loans	0	0	0	0	0	0
Professional Fees	0	0	0	0	0	0
Land & Land Improve	0	0	0	0	0	0
Building & Bldg Improve	16,839,900	1,795,800	50,000	50,000	50,000	100,000
Equipment and Vehicles	529,900	343,000	525,000	300,000	602,500	520,000
Other	0	0	0	0	0	0
<b>Total Project Costs</b>	<b>\$ 18,011,200</b>	<b>\$ 2,752,400</b>	<b>\$ 1,042,000</b>	<b>\$ 816,000</b>	<b>\$ 652,500</b>	<b>\$ 770,000</b>

<b>Funding Sources:</b>						
Federal Sources	\$ 386,400	\$ 0	\$ 0	\$ 0	\$ 0	\$ 0
State Sources	0	0	0	0	0	0
Impact Fees	0	0	0	0	0	0
Private Contributions	0	0	0	0	0	0
Revenue Bonds	0	0	0	0	0	0
Special Assessments	0	0	0	0	0	0
TIF Cash	0	0	0	0	0	0
County Sources	0	0	0	0	0	0
Reserves Applied	0	0	0	0	0	0
Other	1,553,209	0	0	0	0	0
<b>Total Other Sources</b>	<b>\$ 1,939,609</b>	<b>\$ 0</b>	<b>\$ 0</b>	<b>\$ 0</b>	<b>\$ 0</b>	<b>\$ 0</b>

G.O. General Fund	\$ 16,071,591	\$ 2,752,400	\$ 1,042,000	\$ 816,000	\$ 652,500	\$ 770,000
G.O. Non-General Fund	0	0	0	0	0	0
<b>Total G.O. Debt</b>	<b>\$ 16,071,591</b>	<b>\$ 2,752,400</b>	<b>\$ 1,042,000</b>	<b>\$ 816,000</b>	<b>\$ 652,500</b>	<b>\$ 770,000</b>

**Estimated Annual Debt Service**

G.O. General Fund	\$ 2,089,307	\$ 357,812	\$ 135,460	\$ 106,080	\$ 84,825	\$ 100,100
G.O. Non-General Fund	\$ 0	\$ 0	\$ 0	\$ 0	\$ 0	\$ 0



**Capital Budget**

**Fire**

**Fire Equipment**

Project No. 1 Acct. No. 810338

GO \$ 200,000  
Other 0  
\$ 200,000

This project includes the replacement of the following safety, rescue and other operational equipment: self-contained breathing apparatus including equipment for repair; equipment carried on apparatus for emergency response such as air bags, extrication equipment, ventilation equipment, special operations equipment, training equipment and medical equipment; and fire hose, accessories and testing equipment.

**New Fire Station-Far East**

Project No. 2 Acct. No. 810490

GO \$ 2,576,100  
Other 0  
\$ 2,576,100

The Fire Department purchased land for a Far East Station in 2009. Construction began in July, 2013. Borrowing of \$1.8 million is reauthorized from 2013 for use during the remaining construction period, and additional funding is provided for equipping and furnishing the station.

**Communications Equipment**

Project No. 3 Acct. No. 0

GO \$ 0  
Other 0  
\$ 0

This project includes portable and mobile radios, with accessories such as chargers and microphones, resulting from the upgrade to the radio system.

**Fire Building Improvements & Repairs**

Project No. 4 Acct. No. 810341

GO \$ 50,000  
Other 0  
\$ 50,000

This project includes minor building improvements and repairs (less than \$25,000) that are administered by the Department. Changes are frequently needed at stations due to new companies being assigned (e.g., a double company, special team or ambulance). The Department also has projects such as apparatus floor coatings; cabling for data, phones and video teleconferencing; major landscaping; and emergency projects such as repairs of leaks, apparatus floors and apparatus doors and operators. Special assessments are also charged to this project.

**Lake Rescue Boat**

Project No. 5 Acct. No. 0

GO \$ 0  
Other 0  
\$ 0

Funding is planned in 2016 to replace the Fire Department emergency lake rescue boat.

**Fire Admin. & Station 1 Remodel**

Project No. 6 Acct. No. 810745

GO \$ 12,398,891  
Other 1,465,209  
\$ 13,864,100

Construction of a new Fire Administration Building and remodel of Fire Station No. 1. This project also includes equipping and furnishing both buildings. Other funding is proceeds from the sale of land.

**Key Box Security System**

Project No. 7 Acct. No. 0

GO \$ 0  
 Other 28,000  
\$ 28,000

KeySecure 3 USB provides documented master key security in emergency vehicles. Units are programmed and managed by a central database on a PC or laptop using KeySecure Software. Firefighters enter their authorized PIN code, and the master key is released for service. Audit trail data is collected via a USB data cable by a laptop. A one-time purchase of KeySecure software is required. Use of this system allows full accountability of the Knox Box master keys to access properties in the City of Madison. Other funding is from a direct appropriation to capital from the General Fund.

**Building Access System**

Project No. 8 Acct. No. 0

GO \$ 0  
 Other 60,000  
\$ 60,000

Install building security systems for all fire buildings. Other funding is from a direct appropriation to capital from the General Fund.

**Fire Ventilation Simulator**

Project No. 9 Acct. No. 0

GO \$ 0  
 Other 0  
\$ 0

The Fire simulator will be used for training in safe roof and forcible entry operations.

**Fire Station 6 - W. Badger Rd.**

Project No. 10 Acct. No. 0

GO \$ 0  
 Other 0  
\$ 0

Remodel this station to address aging, technology and operational needs. No funding is included in the Capital Improvement Program.

**FEMA Grant**

Project No. 11 Acct. No. 810590

GO \$ 96,600  
 Other 386,400  
\$ 483,000

The City applied for the Firefighters Grant Program, which requires the City to provide matching funding of 20 percent. The grant request is for firefighter protective gear and thermal imaging cameras.

**Employee Developmt Ctr & Station 14** Project No. 12 Acct. No. 810744

GO \$ 750,000  
 Other 0  
\$ 750,000

In 2013, the City purchased land for an employee development center and 14th station. The Capital Improvement Program includes funding in 2014 to construct and equip an indoor training exercise building, and funding in 2015 to construct and equip a multi-use tactical training tower.

**2014  
Capital Budget  
Summary**

Agency Name: **Fire**

Agency Number: 72

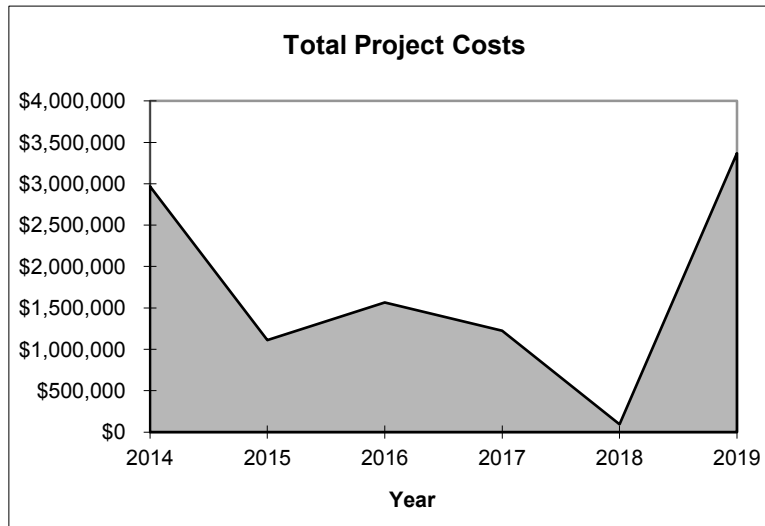
Project Name	Agency Request	Executive	Executive		
			G.O. Debt	Other Funding	Total
1 Fire Equipment	\$ 200,000	\$ 200,000	\$ 200,000	\$ 0	\$ 200,000
2 New Fire Station-Far East	2,576,100	2,576,100	2,576,100	0	2,576,100
3 Communications Equipment	0	0	0	0	0
4 Fire Building Improvements & Repairs	50,000	50,000	50,000	0	50,000
5 Lake Rescue Boat	0	0	0	0	0
6 Fire Admin. & Station 1 Remodel	13,864,100	13,864,100	12,398,891	1,465,209	13,864,100
7 Key Box Security System	28,000	28,000	0	28,000	28,000
8 Building Access System	60,000	60,000	0	60,000	60,000
9 Fire Ventilation Simulator	0	0	0	0	0
10 Fire Station 6 - W. Badger Rd.	0	0	0	0	0
11 FEMA Grant	0	483,000	96,600	386,400	483,000
12 Employee Developmt Ctr & Station 14	0	750,000	750,000	0	750,000
<b>Total</b>	<b>\$ 16,778,200</b>	<b>\$ 18,011,200</b>	<b>\$ 16,071,591</b>	<b>\$ 1,939,609</b>	<b>\$ 18,011,200</b>

**2014  
Capital Budget  
Capital Improvement Program**

Agency Name: **Police**

Agency Number: **71**

Project Name	Capital Budget		Future Year Estimates			
	2014	2015	2016	2017	2018	2019
1 Records Management System	\$ 135,000	\$ 0	\$ 0	\$ 0	\$ 0	\$ 0
2 In-Car Video Project	945,000	0	0	0	0	0
3 Midtown District Station	1,200,000	0	0	0	0	0
4 Radio Improvement Project	100,000	1,000,000	1,100,000	1,100,000	0	0
5 Building Improvements	128,700	81,200	120,700	64,400	94,000	68,200
6 LEED Improvements to Training Facility	460,000	0	0	0	0	0
7 Armored Rescue Vehicle	0	0	245,000	0	0	0
8 Investigative Software Upgrades	0	30,000	30,000	0	0	50,000
9 Digital Forensic Lab Replacement	0	0	0	60,000	0	0
10 Property & Evidence Complex	0	0	0	0	0	3,250,000
11 Northeast District Station	0	0	0	0	0	0
12 Card Access System Upgrade	0	0	70,000	0	0	0
<b>Total</b>	<b>\$ 2,968,700</b>	<b>\$ 1,111,200</b>	<b>\$ 1,565,700</b>	<b>\$ 1,224,400</b>	<b>\$ 94,000</b>	<b>\$ 3,368,200</b>



**2014  
Capital Budget  
Expenditure Categories and Funding Sources**

Agency Name: **Police**

Agency No.: 71

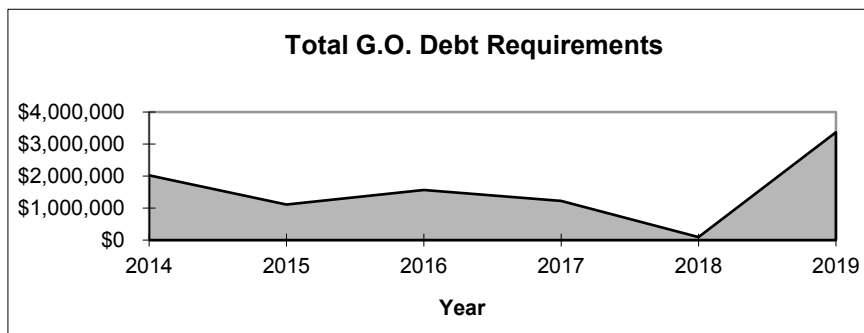
All Projects	Capital Budget	Future Year Estimates				
	2014	2015	2016	2017	2018	2019
<b>Expenditures:</b>						
Purchased Services	\$ 0	\$ 0	\$ 0	\$ 0	\$ 0	\$ 0
Materials & Supplies	0	0	0	0	0	0
Inter-Agency Charges	0	0	0	0	0	0
Loans	0	0	0	0	0	0
Professional Fees	0	0	0	0	0	0
Land & Land Improve	1,200,000	0	0	0	0	3,250,000
Building & Bldg Improve	588,700	81,200	120,700	64,400	94,000	68,200
Equipment and Vehicles	1,045,000	1,030,000	1,445,000	1,160,000	0	50,000
Other	135,000	0	0	0	0	0
<b>Total Project Costs</b>	<b>\$ 2,968,700</b>	<b>\$ 1,111,200</b>	<b>\$ 1,565,700</b>	<b>\$ 1,224,400</b>	<b>\$ 94,000</b>	<b>\$ 3,368,200</b>

<b>Funding Sources:</b>						
Federal Sources	\$ 0	\$ 0	\$ 0	\$ 0	\$ 0	\$ 0
State Sources	0	0	0	0	0	0
Impact Fees	0	0	0	0	0	0
Private Contributions	0	0	0	0	0	0
Revenue Bonds	0	0	0	0	0	0
Special Assessments	0	0	0	0	0	0
TIF Cash	0	0	0	0	0	0
County Sources	0	0	0	0	0	0
Reserves Applied	0	0	0	0	0	0
Other	945,000	0	0	0	0	0
<b>Total Other Sources</b>	<b>\$ 945,000</b>	<b>\$ 0</b>	<b>\$ 0</b>	<b>\$ 0</b>	<b>\$ 0</b>	<b>\$ 0</b>

G.O. General Fund	\$ 2,023,700	\$ 1,111,200	\$ 1,565,700	\$ 1,224,400	\$ 94,000	\$ 3,368,200
G.O. Non-General Fund	0	0	0	0	0	0
<b>Total G.O. Debt</b>	<b>\$ 2,023,700</b>	<b>\$ 1,111,200</b>	<b>\$ 1,565,700</b>	<b>\$ 1,224,400</b>	<b>\$ 94,000</b>	<b>\$ 3,368,200</b>

**Estimated Annual Debt Service**

G.O. General Fund	\$ 263,081	\$ 144,456	\$ 203,541	\$ 159,172	\$ 12,220	\$ 437,866
G.O. Non-General Fund	\$ 0	\$ 0	\$ 0	\$ 0	\$ 0	\$ 0



**Capital Budget**

**Police**

**Records Management System** Project No. 1 Acct. No. 810641

GO \$ 135,000  
Other 0  
\$ 135,000

In 2011, the Madison Police Department was awarded \$700,000 in federal funding as part of a shared technology project. In 2012, the Capital Budget included authorization for an additional \$296,000 which was needed to complete the base system and fund a computer server upgrade. Funding in 2014 is essential for purchase of a program interface for the parking application, a narcotics module, additional MOBILE client licenses, a new MOBILE message switch and additional server storage.

**In-Car Video Project** Project No. 2 Acct. No. 0

GO \$ 0  
Other 945,000  
\$ 945,000

As a result of a federal grant, in 2004 the MPD purchased and installed video units in all squad cars. These units are increasingly difficult to maintain due to the lack of available parts and service options. As communities nationwide have begun to rely heavily on video data from these systems, there is an increasing expectation of the availability of video for incidents related to, and often in the vicinity of, police vehicles. MPD in-car video equipment is outdated, and frequently out of service being repaired. In addition, the current systems have poor microphone and picture quality, and are extremely slow in transferring and managing the data from the vehicles to the video management server. The in-car video technology that is currently available is far more advanced, and the video product is more readily usable. In addition, access to video has become essential to trust-based policing efforts. Other funding is from a direct appropriation to capital from the General Fund.

**Midtown District Station** Project No. 3 Acct. No. 0

GO \$ 1,200,000  
Other 0  
\$ 1,200,000

As part of a strategic planning effort, staff reviewed current data and future trends for City population growth, citizen demands for service, staffing levels, etc., to assist in establishing geographical borders that define how Police Districts will be organized. While the Department has been using a five District community-based model to provide primary police services for nearly two decades, data indicates that our Districts are outgrowing capacity to meet the demands of our community. With the annexation of portions of the Town of Madison and Blooming Grove, and increased City growth, the Department is proposing adding a district station in the Midtown area to alleviate workload issues in the South, West and Central Districts, and maintain efficient response times. Funding in 2014 is for site acquisition.

**Radio Improvement Project** Project No. 4 Acct. No. 0

GO \$ 100,000  
Other 0  
\$ 100,000

Traffic Engineering is the lead City agency in the implementation of a Radio Improvement Project. As part of this project, the Police Department will need to replace its handheld portable and mobile squad radios which have reached the end of the manufacturer's recommended useful life. These radios are a critical component in providing police services.

**Building Improvements**Project No. **5** Acct. No. 810568

GO \$ 128,700  
 Other 0  
\$ 128,700

In 2014 the South District Station will be 12 years old. New paint, carpet, furnishings, equipment and other upgrades are needed in order to maintain the facility at an acceptable level. In addition, various parking lot and drainage/stormwater repairs are needed at several district stations, as well as miscellaneous maintenance and improvement projects. Finally, for several years the North District Station has functioned at capacity. Currently there are significant storage needs. In conjunction with Facilities Management, the North District has developed a proposal for adding a storage shed and upgrading additional storage areas in the building.

**LEED Improvements to Training Facility**Project No. **6** Acct. No. 810642

GO \$ 460,000  
 Other 0  
\$ 460,000

When the Department purchased the Training Center, it was determined that the City required the remodel project to include upgrades for energy efficiencies that could result in a LEED silver certification for the remodeled portion of the facility, but not the administrative offices. After the project was underway, City Facilities Management learned that the requirement for certification includes the "envelope" of the entire building. Therefore, in order to meet these certification requirements, the administrative portion of the Training Center will need significant energy upgrades. These upgrades include replacing the roof, updating the HVAC system, changing the lighting, and various other improvements.

**Armored Rescue Vehicle**Project No. **7** Acct. No. 0

GO \$ 0  
 Other 0  
\$ 0

Firearms incidents and assaults on officers and mass shootings are increasing. Armored vehicles have saved the lives of officers, both nationally and in Wisconsin. Armored vehicles are in widespread use by the private sector, and having an armored vehicle is a national best practice for law enforcement agencies.

**Investigative Software Upgrades**Project No. **8** Acct. No. 0

GO \$ 0  
 Other 0  
\$ 0

Increasingly the Police Department is dependent upon technology in order to maintain basic functions, and to provide the in-depth analysis of underlying conditions that enables effective problem-solving. Software that is utilized in analysis is continuously being improved upon, and new options regularly arise. This project provides for upgrades and improvements to current Police software systems, particularly related to forensics and criminal intelligence software.

**Digital Forensic Lab Replacement**Project No. **9** Acct. No. 0

GO \$ 0  
 Other 0  
\$ 0

The Department currently utilizes a high efficiency digital imaging minilab to process photographs for criminal investigations and court proceedings. This system has replaced the complex chemical photo processing systems of the past. With changes in technology, it is anticipated that the current technology will be obsolete around 2017.



**Property & Evidence Complex**

Project No. 10 Acct. No. 0

GO \$ 0  
Other 0  
\$ 0

A Property and Evidence Complex would be a single site facility that provides office space, supply and property storage, impounded vehicle and abandoned bicycle storage, forensic services and safe convenient customer access. The facility should be centrally located to serve the five districts, the Dane Co. Courthouse, Municipal Court, the State Crime Lab, and the citizens of Madison. Single site storage will increase the efficiency, accuracy, and access to property while lowering operating costs. To accommodate present and future inventory and retention demands required by an increasing population and state statutes, the building should be at least 30,000 sq. ft. with an additional 28,000 sq. ft. of high security fenced vehicle impound. Currently, the MPD maintains 116,000 pieces of evidence with an anticipated inventory of 230,000 pieces by 2020.

**Northeast District Station**

Project No. 11 Acct. No. 0

GO \$ 0  
Other 0  
\$ 0

As the City continues to grow, current facilities will be unable to maintain the level of service and response time needed to enhance community partnerships in public safety. Based on planned City growth on the northeast side of Madison, this project is to build an additional district station to meet these needs. No funding is included in the Capital Improvement Program.

**Card Access System Upgrade**

Project No. 12 Acct. No. 0

GO \$ 0  
Other 0  
\$ 0

In recent years, there have been considerable ongoing issues with the card access system used for all seven police facilities. City Information Technology staff determined that it would be preferable to change the card access system to a new system. This project will provide an upgrade for all seven police facilities.

**2014  
Capital Budget  
Summary**

**Agency Name: Police**

**Agency Number: 71**

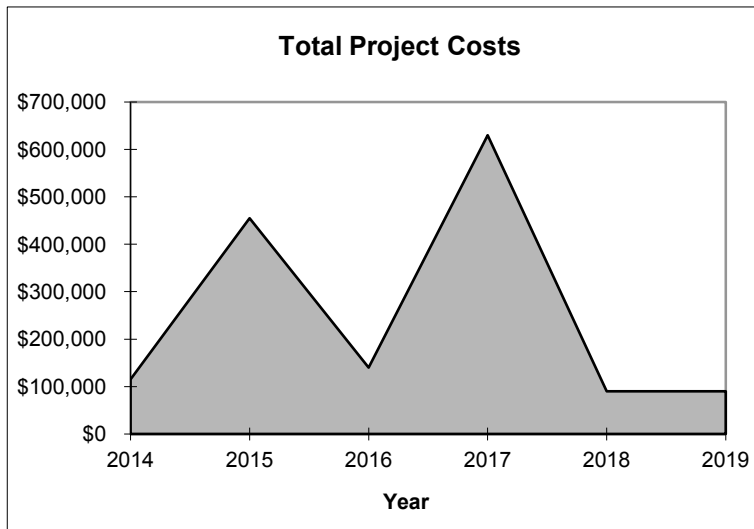
Project Name	Agency Request	Executive	Executive		
			G.O. Debt	Other Funding	Total
1 Records Management System	\$ 135,000	\$ 135,000	\$ 135,000	\$ 0	\$ 135,000
2 In-Car Video Project	945,000	945,000	0	945,000	945,000
3 Midtown District Station	0	1,200,000	1,200,000	0	1,200,000
4 Radio Improvement Project	100,000	100,000	100,000	0	100,000
5 Building Improvements	58,500	128,700	128,700	0	128,700
6 LEED Improvements to Training Facility	313,665	460,000	460,000	0	460,000
7 Armored Rescue Vehicle	0	0	0	0	0
8 Investigative Software Upgrades	0	0	0	0	0
9 Digital Forensic Lab Replacement	0	0	0	0	0
10 Property & Evidence Complex	0	0	0	0	0
11 Northeast District Station	0	0	0	0	0
12 Card Access System Upgrade	0	0	0	0	0
<b>Total</b>	<b>\$ 1,552,165</b>	<b>\$ 2,968,700</b>	<b>\$ 2,023,700</b>	<b>\$ 945,000</b>	<b>\$ 2,968,700</b>

## 2014 Capital Budget Capital Improvement Program

Agency Name: **Public Health**

Agency Number: **77**

Project Name	Capital Budget		Future Year Estimates			
	<u>2014</u>	<u>2015</u>	<u>2016</u>	<u>2017</u>	<u>2018</u>	<u>2019</u>
1 Automated Multi-Parameter Analyzer	\$ 84,270	\$ 0	\$ 0	\$ 0	\$ 0	\$ 0
2 Computer Replacement	25,000	50,000	30,000	30,000	30,000	30,000
3 Remodel East Washington Office	6,000	0	0	40,000	0	0
4 Replacement of Laboratory Equipment	0	60,000	60,000	60,000	60,000	60,000
5 Remodel of International Lane Offices	0	25,000	0	0	0	0
6 Remodeling of CCB 5th Floor Offices	0	320,000	0	0	0	0
7 Electronics Records	0	0	50,000	500,000	0	0
<b>Total</b>	<b>\$ 115,270</b>	<b>\$ 455,000</b>	<b>\$ 140,000</b>	<b>\$ 630,000</b>	<b>\$ 90,000</b>	<b>\$ 90,000</b>



**2014  
Capital Budget  
Expenditure Categories and Funding Sources**

Agency Name: **Public Health**

Agency No.: 77

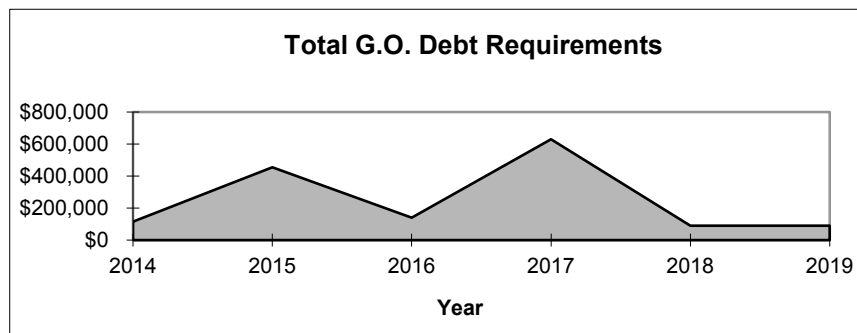
All Projects	Capital Budget		Future Year Estimates			
	2014	2015	2016	2017	2018	2019
<b>Expenditures:</b>						
Purchased Services	\$ 0	\$ 0	\$ 0	\$ 0	\$ 0	\$ 0
Materials & Supplies	0	0	0	0	0	0
Inter-Agency Charges	0	0	0	0	0	0
Loans	0	0	0	0	0	0
Professional Fees	0	0	0	0	0	0
Land & Land Improve	0	0	0	0	0	0
Building & Bldg Improve	6,000	345,000	0	40,000	0	0
Equipment and Vehicles	109,270	110,000	90,000	90,000	90,000	90,000
Other	0	0	50,000	500,000	0	0
<b>Total Project Costs</b>	<b>\$ 115,270</b>	<b>\$ 455,000</b>	<b>\$ 140,000</b>	<b>\$ 630,000</b>	<b>\$ 90,000</b>	<b>\$ 90,000</b>

<b>Funding Sources:</b>						
Federal Sources	\$ 0	\$ 0	\$ 0	\$ 0	\$ 0	\$ 0
State Sources	0	0	0	0	0	0
Impact Fees	0	0	0	0	0	0
Private Contributions	0	0	0	0	0	0
Revenue Bonds	0	0	0	0	0	0
Special Assessments	0	0	0	0	0	0
TIF Cash	0	0	0	0	0	0
County Sources	0	0	0	0	0	0
Reserves Applied	0	0	0	0	0	0
Other	0	0	0	0	0	0
<b>Total Other Sources</b>	<b>\$ 0</b>	<b>\$ 0</b>	<b>\$ 0</b>	<b>\$ 0</b>	<b>\$ 0</b>	<b>\$ 0</b>

G.O. General Fund	\$ 0	\$ 0	\$ 0	\$ 0	\$ 0	\$ 0
G.O. Non-General Fund	115,270	455,000	140,000	630,000	90,000	90,000
<b>Total G.O. Debt</b>	<b>\$ 115,270</b>	<b>\$ 455,000</b>	<b>\$ 140,000</b>	<b>\$ 630,000</b>	<b>\$ 90,000</b>	<b>\$ 90,000</b>

**Estimated Annual Debt Service**

G.O. General Fund	\$ 0	\$ 0	\$ 0	\$ 0	\$ 0	\$ 0
G.O. Non-General Fund	\$ 14,985	\$ 59,150	\$ 18,200	\$ 81,900	\$ 11,700	\$ 11,700



**Capital Budget**

**Public Health**

**Automated Multi-Parameter Analyzer** Project No. 1 Acct. No. 810606

GO \$ 84,270  
Other 0  
\$ 84,270

The automated multi-parameter analyzer is used daily for water quality analysis, and will replace the current instrument that was acquired in 1999 and is nearing the end of its expected lifetime. The instrument is used for landfill testing, non-storm water discharge testing and for monthly lake and storm water outfall testing. A complete failure of this equipment would force the lab to discontinue these testing programs.

**Computer Replacement** Project No. 2 Acct. No. 810614

GO \$ 25,000  
Other 0  
\$ 25,000

Funds for the replacement of computer equipment.

**Remodel East Washington Office** Project No. 3 Acct. No. 810032

GO \$ 6,000  
Other 0  
\$ 6,000

Routine painting of Public Health offices on East Washington.

**Replacement of Laboratory Equipment** Project No. 4 Acct. No. 810606

GO \$ 0  
Other 0  
\$ 0

Replacement of Laboratory Equipment that is at the end if its useful life.

**Remodel of International Lane Offices** Project No. 5 Acct. No. 810592

GO \$ 0  
Other 0  
\$ 0

Routine painting and carpet replacement at the Public Health office on International Lane.

**Remodeling of CCB 5th Floor Offices** Project No. 6 Acct. No. 0

GO \$ 0  
Other 0  
\$ 0

The Public Health offices in the City-County Building (Room 507) are one of two office suites that have not been remodeled. The HVAC and electrical services need to be updated in the Public Health offices in the CCB (room 507). The office currently has five different types of carpet, one of which may date to 1972. Ceiling tiles need to be replaced.

**Electronics Records** Project No. 7 Acct. No. 0

GO \$ 0  
Other 0  
\$ 0

Stages 1 and 2 of the meaningful use requirements for the Affordable Care Act are that medical providers and hospitals submit data on immunizations, syndromic surveillance and laboratory results for reportable conditions to Public Health. In Wisconsin, these are submitted to the state Division of Public Health. Requirements for Stage 3 have not been determined, but they will focus on improved personal and population health outcomes. These requirements do not start until 2016, so it is not known what will be required to purchase software, but for planning purposes, it is important to have a placeholder in the CIP so that funding requirements can be anticipated. Funding for 2016 is for planning, funding in 2017 is for implementation.

**2014  
Capital Budget  
Summary**

**Agency Name: Public Health**

**Agency Number: 77**

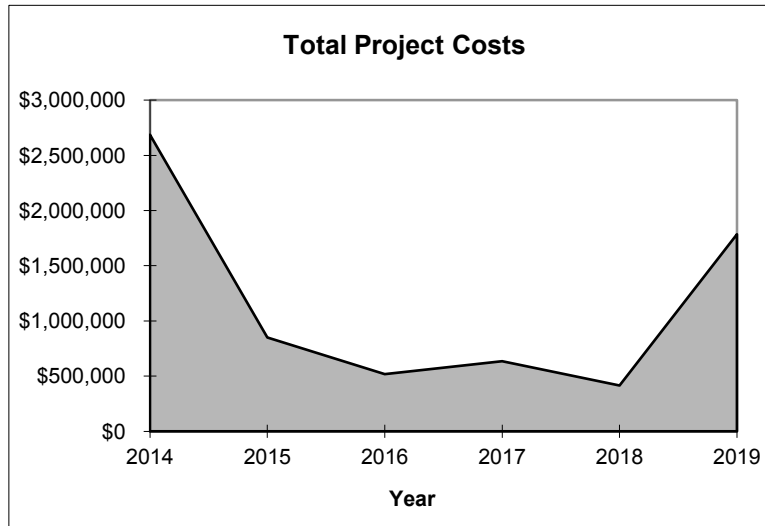
Project Name	Agency Request	Executive	Executive		
			G.O. Debt	Other Funding	Total
1 Automated Multi-Parameter Analyzer	\$ 84,270	\$ 84,270	\$ 84,270	\$ 0	\$ 84,270
2 Computer Replacement	25,000	25,000	25,000	0	25,000
3 Remodel East Washington Office	6,000	6,000	6,000	0	6,000
4 Replacement of Laboratory Equipment	0	0	0	0	0
5 Remodel of International Lane Offices	0	0	0	0	0
6 Remodeling of CCB 5th Floor Offices	0	0	0	0	0
7 Electronics Records	0	0	0	0	0
<b>Total</b>	<u>\$ 115,270</u>	<u>\$ 115,270</u>	<u>\$ 115,270</u>	<u>\$ 0</u>	<u>\$ 115,270</u>

## 2014 Capital Budget Capital Improvement Program

Agency Name: **Monona Terrace**

Agency Number: 11

Project Name	Capital Budget	Future Year Estimates				
	<u>2014</u>	<u>2015</u>	<u>2016</u>	<u>2017</u>	<u>2018</u>	<u>2019</u>
1 Building and Building Improvements	\$ 2,250,000	\$ 335,000	\$ 345,000	\$ 310,000	\$ 190,000	\$ 1,190,000
2 Machinery and Other Equipment	437,000	240,000	173,000	325,000	225,000	595,000
3 Bike Path Resurfacing	0	275,000	0	0	0	0
<b>Total</b>	<u>\$ 2,687,000</u>	<u>\$ 850,000</u>	<u>\$ 518,000</u>	<u>\$ 635,000</u>	<u>\$ 415,000</u>	<u>\$ 1,785,000</u>



**2014  
Capital Budget  
Expenditure Categories and Funding Sources**

Agency Name: **Monona Terrace**

Agency No.: 11

All Projects	Capital Budget	Future Year Estimates				
	<u>2014</u>	<u>2015</u>	<u>2016</u>	<u>2017</u>	<u>2018</u>	<u>2019</u>
<b>Expenditures:</b>						
Purchased Services	\$ 2,250,000	\$ 610,000	\$ 345,000	\$ 310,000	\$ 190,000	\$ 1,190,000
Materials & Supplies	437,000	240,000	173,000	325,000	225,000	595,000
Inter-Agency Charges	0	0	0	0	0	0
Loans	0	0	0	0	0	0
Professional Fees	0	0	0	0	0	0
Land & Land Improve	0	0	0	0	0	0
Building & Bldg Improve	0	0	0	0	0	0
Equipment and Vehicles	0	0	0	0	0	0
Other	0	0	0	0	0	0
<b>Total Project Costs</b>	<u>\$ 2,687,000</u>	<u>\$ 850,000</u>	<u>\$ 518,000</u>	<u>\$ 635,000</u>	<u>\$ 415,000</u>	<u>\$ 1,785,000</u>
<b>Funding Sources:</b>						
Federal Sources	\$ 0	\$ 0	\$ 0	\$ 0	\$ 0	\$ 0
State Sources	0	0	0	0	0	0
Impact Fees	0	0	0	0	0	0
Private Contributions	0	0	0	0	0	0
Revenue Bonds	0	0	0	0	0	0
Special Assessments	0	0	0	0	0	0
TIF Cash	0	0	0	0	0	0
County Sources	0	0	0	0	0	0
Reserves Applied	1,200,000	0	0	0	0	0
Other	1,487,000	850,000	518,000	635,000	415,000	1,785,000
<b>Total Other Sources</b>	<u>\$ 2,687,000</u>	<u>\$ 850,000</u>	<u>\$ 518,000</u>	<u>\$ 635,000</u>	<u>\$ 415,000</u>	<u>\$ 1,785,000</u>
G.O. General Fund	\$ 0	\$ 0	\$ 0	\$ 0	\$ 0	\$ 0
G.O. Non-General Fund	0	0	0	0	0	0
<b>Total G.O. Debt</b>	<u>\$ 0</u>	<u>\$ 0</u>	<u>\$ 0</u>	<u>\$ 0</u>	<u>\$ 0</u>	<u>\$ 0</u>
<b>Estimated Annual Debt Service</b>						
G.O. General Fund	\$ 0	\$ 0	\$ 0	\$ 0	\$ 0	\$ 0
G.O. Non-General Fund	0	0	0	0	0	0



**Capital Budget**

**Monona Terrace**

**Building and Building Improvements**      Project No.    **1**      Acct. No.    810598

GO      \$            0  
Other    2,250,000  
          \$ 2,250,000

In 2014, Monona Terrace will complete a major renovation. An upgrade of this magnitude is scheduled once every 10 years. The renovation is part of an ongoing plan to maintain the building as a high quality, customer focused meeting facility. Projects scheduled to be undertaken include replacing the carpet, renovating the restrooms, upgrading the lighting to more efficient LEDs, adding electronic room signs, and repurposing obsolete pay phone areas. These projects make the building more efficient and more competitive with other buildings regionally and nationally by meeting clients' more complex expectations. Other funding includes \$1.2 million of reserves applied. It is anticipated that the reserves will be partially replenished after the G.O. bonds issued as part of the original Monona Terrace financing are retired in 2014. The 2014 debt service on those bonds is \$695,000.

**Machinery and Other Equipment**      Project No.    **2**      Acct. No.    810599

GO      \$            0  
Other    437,000  
          \$ 437,000

The Machinery and Other Equipment projects are required to meet customer needs and maintain marketability. Expenditures in this category include scheduled replacement of service and building equipment, including furniture, staging equipment, maintenance equipment, and kitchen equipment.

**Bike Path Resurfacing**      Project No.    **3**      Acct. No.    0

GO      \$            0  
Other    0  
          \$ 0

This is a project to resurface the bike path where it has been damaged over time by proximity to the lake and other factors.

Project funding is from the Room Tax unless otherwise noted.

**2014  
Capital Budget  
Summary**

Agency Name: **Monona Terrace**

Agency Number: 11

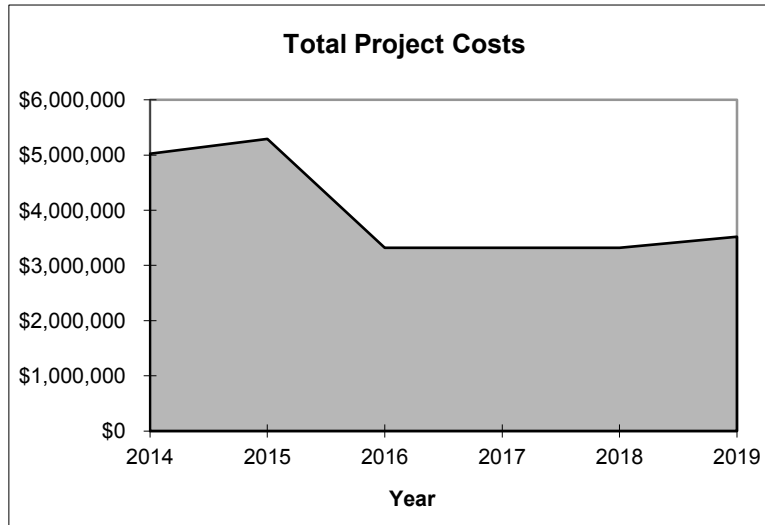
Project Name	Agency Request	Executive	Executive		
			G.O. Debt	Other Funding	Total
1 Building and Building Improvements	\$ 2,000,000	\$ 2,250,000	\$ 0	\$ 2,250,000	\$ 2,250,000
2 Machinery and Other Equipment	437,000	437,000	0	437,000	437,000
3 Bike Path Resurfacing	0	0	0	0	0
<b>Total</b>	<u>\$ 2,437,000</u>	<u>\$ 2,687,000</u>	<u>\$ 0</u>	<u>\$ 2,687,000</u>	<u>\$ 2,687,000</u>

**2014  
Capital Budget  
Capital Improvement Program**

Agency Name: **Information Technology**

Agency Number: 34

Project Name	Capital Budget	Future Year Estimates				
	<u>2014</u>	<u>2015</u>	<u>2016</u>	<u>2017</u>	<u>2018</u>	<u>2019</u>
1 Hardware and Software Upgrades	\$ 2,428,000	\$ 2,173,000	\$ 2,200,000	\$ 2,200,000	\$ 2,200,000	\$ 2,200,000
2 Network Security	252,710	250,000	250,000	250,000	250,000	250,000
3 Property Assessment System	900,000	0	0	0	0	0
4 Enterprise Financial System	150,000	1,250,000	0	0	0	0
5 Mobile Computing Laptops	325,000	200,000	200,000	200,000	200,000	200,000
6 Purchased Software Enhancements	450,000	350,000	400,000	400,000	400,000	500,000
7 Expand Fiber & Wireless Network	240,000	220,000	220,000	220,000	220,000	220,000
8 Tax System Replacement	0	300,000	0	0	0	0
9 Legislative System	0	500,000	0	0	0	0
10 Tax System Changes	40,000	0	0	0	0	0
11 City Channel Improvements	213,500	50,000	50,000	50,000	50,000	150,000
12 Surveillance Camera System	25,000	0	0	0	0	0
<b>Total</b>	<u>\$ 5,024,210</u>	<u>\$ 5,293,000</u>	<u>\$ 3,320,000</u>	<u>\$ 3,320,000</u>	<u>\$ 3,320,000</u>	<u>\$ 3,520,000</u>



**2014  
Capital Budget  
Expenditure Categories and Funding Sources**

**Agency Name: Information Technology**

**Agency No.: 34**

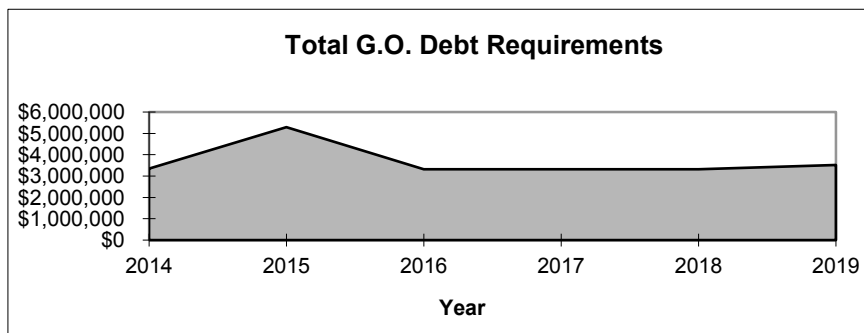
All Projects	Capital Budget	Future Year Estimates				
	2014	2015	2016	2017	2018	2019
<b>Expenditures:</b>						
Purchased Services	\$ 2,032,710	\$ 2,120,000	\$ 895,000	\$ 895,000	\$ 895,000	\$ 920,000
Materials & Supplies	2,991,500	3,173,000	2,425,000	2,425,000	2,425,000	2,600,000
Inter-Agency Charges	0	0	0	0	0	0
Loans	0	0	0	0	0	0
Professional Fees	0	0	0	0	0	0
Land & Land Improve	0	0	0	0	0	0
Building & Bldg Improve	0	0	0	0	0	0
Equipment and Vehicles	0	0	0	0	0	0
Other	0	0	0	0	0	0
<b>Total Project Costs</b>	<b>\$ 5,024,210</b>	<b>\$ 5,293,000</b>	<b>\$ 3,320,000</b>	<b>\$ 3,320,000</b>	<b>\$ 3,320,000</b>	<b>\$ 3,520,000</b>

<b>Funding Sources:</b>						
Federal Sources	\$ 0	\$ 0	\$ 0	\$ 0	\$ 0	\$ 0
State Sources	0	0	0	0	0	0
Impact Fees	0	0	0	0	0	0
Private Contributions	0	0	0	0	0	0
Revenue Bonds	0	0	0	0	0	0
Special Assessments	0	0	0	0	0	0
TIF Cash	0	0	0	0	0	0
County Sources	0	0	0	0	0	0
Reserves Applied	0	0	0	0	0	0
Other	1,675,000	0	0	0	0	0
<b>Total Other Sources</b>	<b>\$ 1,675,000</b>	<b>\$ 0</b>	<b>\$ 0</b>	<b>\$ 0</b>	<b>\$ 0</b>	<b>\$ 0</b>

G.O. General Fund	\$ 3,349,210	\$ 5,293,000	\$ 3,320,000	\$ 3,320,000	\$ 3,320,000	\$ 3,520,000
G.O. Non-General Fund	0	0	0	0	0	0
<b>Total G.O. Debt</b>	<b>\$ 3,349,210</b>	<b>\$ 5,293,000</b>	<b>\$ 3,320,000</b>	<b>\$ 3,320,000</b>	<b>\$ 3,320,000</b>	<b>\$ 3,520,000</b>

**Estimated Annual Debt Service**

G.O. General Fund	\$ 435,397	\$ 688,090	\$ 431,600	\$ 431,600	\$ 431,600	\$ 457,600
G.O. Non-General Fund	\$ 0	\$ 0	\$ 0	\$ 0	\$ 0	\$ 0



**Capital Budget**

**Information Technology**

**Hardware and Software Upgrades** Project No. 1 Acct. No. 810344

GO \$ 1,553,000  
Other 875,000  
\$ 2,428,000

This project funds equipment and software upgrades and expansion of the City's data, voice and storage network infrastructure; including servers, PC workstations, laptops, printers, scanners, network routers and switches, enterprise storage, network operating systems, network management software, purchased office software suites and development software. The upgrades are required for improved network performance, improved reliability, ease of administration, and security. Infrastructure upgrades funded in this project will provide the capability for the implementation of additional E-Government services, document imaging, and mobile computing in City Departments. Other funding is from a direct appropriation to capital from the General Fund.

**Network Security** Project No. 2 Acct. No. 810534

GO \$ 252,710  
Other 0  
\$ 252,710

This is an ongoing project to maintain or improve the security posture of the City's computer network and the physical security of City-owned facilities and other physical security needs as identified by agencies. This includes security improvements for desktop PC's, mobile devices (laptops, smart phones and notepads), network servers, access to the City network via City-owned wireless hotspots, and physical security of operation centers, wiring closets and other facilities. In addition to software and hardware purchases, this account is used to fund security assessments and consulting.

**Property Assessment System** Project No. 3 Acct. No. 810616

GO \$ 900,000  
Other 0  
\$ 900,000

This project funds the purchase of a new computer system for the administration of property assessment functions; specifically property data management, sales analysis, and property valuation. This project replaces an obsolete system from the mid-1990's with a modern Computer-Aided-Mass-Appraisal (CAMA) system that combines all assessment functions into one integrated program. General Obligation debt is reauthorized from 2013.

**Enterprise Financial System** Project No. 4 Acct. No. 810561

GO \$ 150,000  
Other 0  
\$ 150,000

The Enterprise Financial System is a financial software package for use by all City agencies. This package includes General Ledger, Payroll, and Human Resource modules and is being implemented with the assistance of the vendor. Future years include continuing with integration with other systems and improved workflow processing.

**Mobile Computing Laptops** Project No. 5 Acct. No. 810466

GO \$ 0  
Other 325,000  
\$ 325,000

This project replaces outdated mobile data laptop computers installed in Madison Police Department squad cars and Fire Department vehicles, as well as mobile devices used by other agencies. Currently there are over 265 mobile laptop computers in use by field staff. This project will have annual hardware replacement requirements due to the extreme conditions that this hardware experiences. Other funding is from a direct appropriation to capital from the General Fund.

**Purchased Software Enhancements** Project No. 6 Acct. No. 810345

GO \$ 0  
Other 450,000  
\$ 450,000

Software changes identified by customers and major vendor upgrades cannot be made unless funding is provided. Applications that are modified or upgraded by vendors include Police and Fire Records, staff scheduling, legislation tracking, electronic document management, point-of-sale, and smaller systems developed for various agencies. In addition, as software usage grows there is often a need to purchase additional customer licenses. Other funding is from a direct appropriation to capital from the General Fund.

**Expand Fiber & Wireless Network** Project No. 7 Acct. No. 810495

GO \$ 240,000  
Other 0  
\$ 240,000

This project funds the installation of high-speed fiber optic cable or wireless connections to City facilities. This project allows the City to take advantage of comparatively low-cost wiring opportunities as they arise. Funds will also be used to provide electronics for lateral runs from the Metropolitan Unified Fiber Network project and to provide wireless point-to-point connections in areas where fiber runs are not cost effective.

**Tax System Replacement** Project No. 8 Acct. No. 0

GO \$ 0  
Other 0  
\$ 0

This project funds the purchase of a new computer system for the administration of the City's tax billing and collection processes.

**Legislative System** Project No. 9 Acct. No. 0

GO \$ 0  
Other 0  
\$ 0

This project funds the purchase of a new computer system for the administration of the City's legislative processes, including the tracking of committees and commissions.

**Tax System Changes** Project No. 10 Acct. No. 810708

GO \$ 40,000  
Other 0  
\$ 40,000

This project will modify the tax billing and collection system to accommodate multiple installment payments. General Obligation debt is reauthorized from 2013.

**City Channel Improvements** Project No. 11 Acct. No. 810646

GO \$ 213,500  
Other 0  
\$ 213,500

The 2014 capital plan includes replacement of the room 201 CCB camera system with a robotic (remote control) camera system. It also provides for the replacement of the master control system and all of the components associated with that system. The master control system is currently an analog system that is 15 years old. The new system will be entirely digital.

**Surveillance Camera System** Project No. 12 Acct. No. 810760

GO \$ 0  
Other 25,000  
\$ 25,000

The enterprise surveillance camera system includes several large storage servers, network electronics and a variety of end-point cameras located throughout the City. The camera devices are used by Traffic Engineering to monitor traffic in the main arterials and to manage traffic in construction zones. New features are being investigated that would provide for the ability to count motor vehicle, bike and pedestrian traffic using the cameras. Madison Police use the cameras in high crime areas as both a deterrent and a means to investigate crimes after the fact. Cameras are being installed inside of City-owned facilities to provide for a more secure environment for employees and to help protect property. Other funding is from a direct appropriation to capital from the General Fund.

**2014  
Capital Budget  
Summary**

**Agency Name: Information Technology**

**Agency Number: 34**

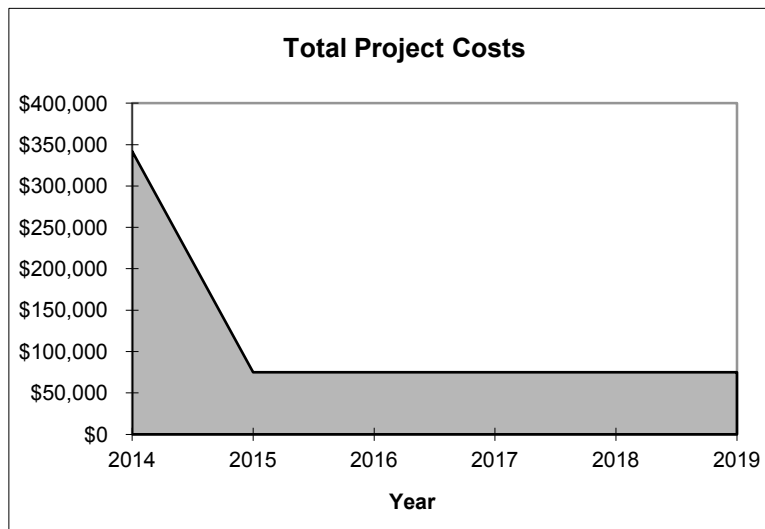
Project Name	Agency Request	Executive	Executive		
			G.O. Debt	Other Funding	Total
1 Hardware and Software Upgrades	\$ 2,600,000	\$ 2,428,000	\$ 1,553,000	\$ 875,000	\$ 2,428,000
2 Network Security	291,000	252,710	252,710	0	252,710
3 Property Assessment System	756,000	900,000	900,000	0	900,000
4 Enterprise Financial System	150,000	150,000	150,000	0	150,000
5 Mobile Computing Laptops	350,000	325,000	0	325,000	325,000
6 Purchased Software Enhancements	450,000	450,000	0	450,000	450,000
7 Expand Fiber & Wireless Network	240,000	240,000	240,000	0	240,000
8 Tax System Replacement	0	0	0	0	0
9 Legislative System	0	0	0	0	0
10 Tax System Changes	40,000	40,000	40,000	0	40,000
11 City Channel Improvements	213,500	213,500	213,500	0	213,500
12 Surveillance Camera System	100,000	25,000	0	25,000	25,000
<b>Total</b>	<b>\$ 5,190,500</b>	<b>\$ 5,024,210</b>	<b>\$ 3,349,210</b>	<b>\$ 1,675,000</b>	<b>\$ 5,024,210</b>

## 2014 Capital Budget Capital Improvement Program

Agency Name: **Miscellaneous**

Agency Number: 91

Project Name	Capital Budget	Future Year Estimates				
	<u>2014</u>	<u>2015</u>	<u>2016</u>	<u>2017</u>	<u>2018</u>	<u>2019</u>
1 Election Equipment Replacement	\$ 282,000	\$ 0	\$ 0	\$ 0	\$ 0	\$ 0
2 Henry Vilas Zoo	60,000	75,000	75,000	75,000	75,000	75,000
<b>Total</b>	<b>\$ 342,000</b>	<b>\$ 75,000</b>	<b>\$ 75,000</b>	<b>\$ 75,000</b>	<b>\$ 75,000</b>	<b>\$ 75,000</b>





**2014  
Capital Budget  
Expenditure Categories and Funding Sources**

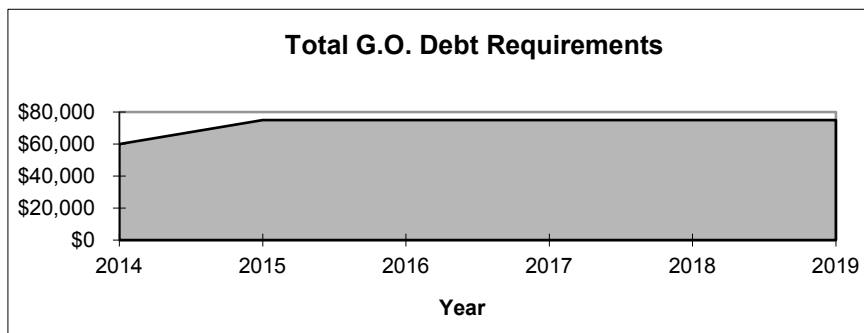
Agency Name: **Miscellaneous**

Agency No.: 91

All Projects	Capital Budget	Future Year Estimates				
	2014	2015	2016	2017	2018	2019
<b>Expenditures:</b>						
Purchased Services	\$ 60,000	\$ 75,000	\$ 75,000	\$ 75,000	\$ 75,000	\$ 75,000
Materials & Supplies	0	0	0	0	0	0
Inter-Agency Charges	0	0	0	0	0	0
Loans	0	0	0	0	0	0
Professional Fees	0	0	0	0	0	0
Land & Land Improve	0	0	0	0	0	0
Building & Bldg Improve	0	0	0	0	0	0
Equipment and Vehicles	282,000	0	0	0	0	0
Other	0	0	0	0	0	0
<b>Total Project Costs</b>	<b>\$ 342,000</b>	<b>\$ 75,000</b>	<b>\$ 75,000</b>	<b>\$ 75,000</b>	<b>\$ 75,000</b>	<b>\$ 75,000</b>
<b>Funding Sources:</b>						
Federal Sources	\$ 0	\$ 0	\$ 0	\$ 0	\$ 0	\$ 0
State Sources	0	0	0	0	0	0
Impact Fees	0	0	0	0	0	0
Private Contributions	0	0	0	0	0	0
Revenue Bonds	0	0	0	0	0	0
Special Assessments	0	0	0	0	0	0
TIF Cash	0	0	0	0	0	0
County Sources	0	0	0	0	0	0
Reserves Applied	0	0	0	0	0	0
Other	282,000	0	0	0	0	0
<b>Total Other Sources</b>	<b>\$ 282,000</b>	<b>\$ 0</b>	<b>\$ 0</b>	<b>\$ 0</b>	<b>\$ 0</b>	<b>\$ 0</b>
G.O. General Fund	\$ 60,000	\$ 75,000	\$ 75,000	\$ 75,000	\$ 75,000	\$ 75,000
G.O. Non-General Fund	0	0	0	0	0	0
<b>Total G.O. Debt</b>	<b>\$ 60,000</b>	<b>\$ 75,000</b>	<b>\$ 75,000</b>	<b>\$ 75,000</b>	<b>\$ 75,000</b>	<b>\$ 75,000</b>

**Estimated Annual Debt Service**

G.O. General Fund	\$ 7,800	\$ 9,750	\$ 9,750	\$ 9,750	\$ 9,750	\$ 9,750
G.O. Non-General Fund	\$ 0	\$ 0	\$ 0	\$ 0	\$ 0	\$ 0



**Capital Budget**

**Miscellaneous**

**Election Equipment Replacement**      Project No.    **1**      Acct. No.      **0**

GO	\$	0	This project provides funding for the City's share of the replacement of all of the City's 90 vote tabulators. Other funding is from a direct appropriation to capital from the General Fund.
Other		<u>282,000</u>	
	\$	<u>282,000</u>	

**Henry Vilas Zoo**      Project No.    **2**      Acct. No.      810615

GO	\$	60,000	This project provides funding for improvements to be made to the Henry Vilas Zoo. Under the current agreement, zoo operating costs are split between Dane County and the City of Madison on an 80/20 ratio, while capital costs are shared on a voluntary basis. General Obligation debt is reauthorized from 2013.
Other		<u>0</u>	
	\$	<u>60,000</u>	

**2014  
Capital Budget  
Summary**

**Agency Name: Miscellaneous**

**Agency Number: 91**

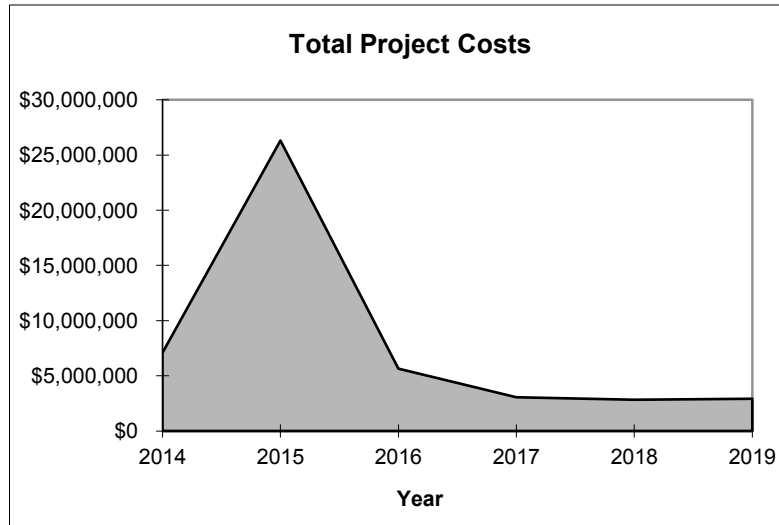
Project Name	Agency Request	Executive	Executive		
			G.O. Debt	Other Funding	Total
1 Election Equipment Replacement	\$ 0	\$ 282,000	\$ 0	\$ 282,000	\$ 282,000
2 Henry Vilas Zoo	75,000	60,000	60,000	0	60,000
<b>Total</b>	<u>\$ 75,000</u>	<u>\$ 342,000</u>	<u>\$ 60,000</u>	<u>\$ 282,000</u>	<u>\$ 342,000</u>

## 2014 Capital Budget Capital Improvement Program

Agency Name: **Facilities Management**

Agency Number: **53**

Project Name	Capital Budget	Future Year Estimates				
	<u>2014</u>	<u>2015</u>	<u>2016</u>	<u>2017</u>	<u>2018</u>	<u>2019</u>
1 Energy Efficiency Improvements	\$ 220,000	\$ 230,000	\$ 240,000	\$ 250,000	\$ 260,000	\$ 270,000
2 Fairchild Building	350,000	0	0	200,000	0	0
3 General Building Improvements	310,000	230,000	240,000	250,000	260,000	270,000
4 Renewable Energy	0	0	0	0	0	0
5 City-County Building Improvements	524,400	100,000	100,000	100,000	100,000	100,000
6 Human Resources - Remodel	520,000	0	0	0	0	0
7 Fire Building Improvements	469,000	532,000	657,000	295,000	450,000	380,000
8 Park Facility Improvements	720,000	865,000	700,000	700,000	700,000	700,000
9 Streets Facility Upgrades	435,000	60,000	190,000	260,000	60,000	200,000
10 MMB - Renovation	2,220,000	22,200,000	1,500,000	0	0	0
11 City Assessor Office Remodel	0	375,000	0	0	0	0
12 Sycamore Office Remodel	0	85,000	1,000,000	0	0	0
13 4th Floor Remodel	300,000	300,000	0	0	0	0
14 Implement Sustainability Plan	1,000,000	1,000,000	1,000,000	1,000,000	1,000,000	1,000,000
15 Upgrades at Sayles Street - TE and PU	0	320,000	0	0	0	0
16 AED Installation	20,000	20,000	20,000	0	0	0
<b>Total</b>	<b>\$ 7,088,400</b>	<b>\$ 26,317,000</b>	<b>\$ 5,647,000</b>	<b>\$ 3,055,000</b>	<b>\$ 2,830,000</b>	<b>\$ 2,920,000</b>



**2014  
Capital Budget  
Expenditure Categories and Funding Sources**

Agency Name: **Facilities Management**

Agency No.: 53

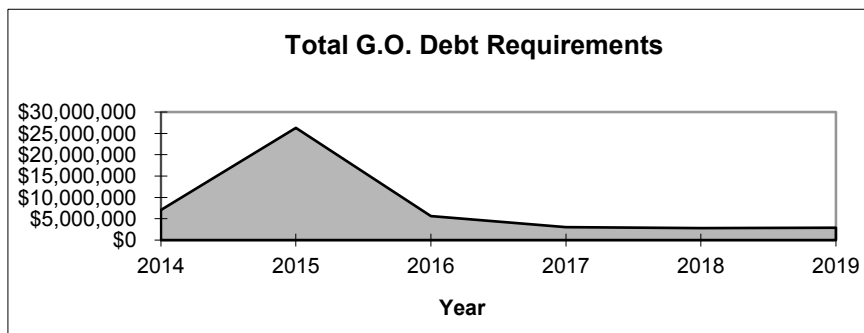
All Projects	Capital Budget		Future Year Estimates			
	2014	2015	2016	2017	2018	2019
<b>Expenditures:</b>						
Purchased Services	\$ 0	\$ 0	\$ 0	\$ 0	\$ 0	\$ 0
Materials & Supplies	20,000	20,000	20,000	0	0	0
Inter-Agency Charges	0	0	0	0	0	0
Loans	0	0	0	0	0	0
Professional Fees	0	0	0	0	0	0
Land & Land Improve	0	0	0	0	0	0
Building & Bldg Improve	7,068,400	26,297,000	5,627,000	3,055,000	2,830,000	2,920,000
Equipment and Vehicles	0	0	0	0	0	0
Other	0	0	0	0	0	0
<b>Total Project Costs</b>	<b>\$ 7,088,400</b>	<b>\$ 26,317,000</b>	<b>\$ 5,647,000</b>	<b>\$ 3,055,000</b>	<b>\$ 2,830,000</b>	<b>\$ 2,920,000</b>

<b>Funding Sources:</b>						
Federal Sources	\$ 0	\$ 0	\$ 0	\$ 0	\$ 0	\$ 0
State Sources	20,000	20,000	20,000	20,000	20,000	20,000
Impact Fees	0	0	0	0	0	0
Private Contributions	0	0	0	0	0	0
Revenue Bonds	0	0	0	0	0	0
Special Assessments	0	0	0	0	0	0
TIF Cash	0	0	0	0	0	0
County Sources	0	0	0	0	0	0
Reserves Applied	0	0	0	0	0	0
Other	20,000	0	0	0	0	0
<b>Total Other Sources</b>	<b>\$ 40,000</b>	<b>\$ 20,000</b>	<b>\$ 20,000</b>	<b>\$ 20,000</b>	<b>\$ 20,000</b>	<b>\$ 20,000</b>

G.O. General Fund	\$ 7,048,400	\$ 26,297,000	\$ 5,627,000	\$ 3,035,000	\$ 2,810,000	\$ 2,900,000
G.O. Non-General Fund	0	0	0	0	0	0
<b>Total G.O. Debt</b>	<b>\$ 7,048,400</b>	<b>\$ 26,297,000</b>	<b>\$ 5,627,000</b>	<b>\$ 3,035,000</b>	<b>\$ 2,810,000</b>	<b>\$ 2,900,000</b>

**Estimated Annual Debt Service**

G.O. General Fund	\$ 916,292	\$ 3,418,610	\$ 731,510	\$ 394,550	\$ 365,300	\$ 377,000
G.O. Non-General Fund	\$ 0	\$ 0	\$ 0	\$ 0	\$ 0	\$ 0



**Capital Budget**

**Facilities Management**

**Energy Efficiency Improvements** Project No. **1** Acct. No. 810604

GO \$ 200,000  
Other 20,000  
\$ 220,000

This project continues to fund energy efficiency improvements for City buildings. Projects include upgrading facilities with energy efficient HVAC systems and controls; lighting systems; and air sealing and insulating facilities. All of these projects yield a two to seven year payback. Other funding is grant funding through Focus on Energy.

**Fairchild Building** Project No. **2** Acct. No. 810705

GO \$ 350,000  
Other 0  
\$ 350,000

Funding will be used to replace the steam boiler with a more energy efficient hot water boiler and new controls will be installed. Much of the building is not occupied and currently there is no way to zone heat in the building. The 2017 funding is for capital maintenance items such as brick work, concrete repair, and other miscellaneous improvements.

**General Building Improvements** Project No. **3** Acct. No. 810595

GO \$ 310,000  
Other 0  
\$ 310,000

This project will maintain the numerous buildings that Facilities Management maintains. Funding in the account is available to deal with unanticipated capital repairs that may need to be made throughout the year such as emergency repairs to electrical, HVAC, and roof issues. This project also includes funding for architectural/engineering studies related to City buildings. General Obligation debt includes \$90,000 reauthorized from 2013.

**Renewable Energy** Project No. **4** Acct. No. 810603

GO \$ 0  
Other 0  
\$ 0

This project is to implement solar electrical, solar thermal, or other solar technologies at various locations throughout the City. Funding for this project has been moved to project 14, Implement Sustainability Plan.

**City-County Building Improvements** Project No. **5** Acct. No. 810621

GO \$ 524,400  
Other 0  
\$ 524,400

This project represents the City's share of renovations scheduled for the City-County Building. The major items include renovation of the HVAC and electrical systems.

**Human Resources - Remodel** Project No. **6** Acct. No. 810499

GO \$ 520,000  
Other 0  
\$ 520,000

This project is to remodel the entire Human Resources Offices including the reception area, offices, and adding a large conference room and testing room. The remodel will replace ceiling, lighting, temporary walls, and HVAC throughout the office and will also install a card access reader system to the office.

**Fire Building Improvements**

Project No. 7 Acct. No. 810713

GO \$ 469,000  
Other 0  
\$ 469,000

This project makes miscellaneous improvements to Fire Stations. Projects planned for 2014 include: Fire Station #3: Replace the roof, some concrete repairs, and retro-commission the building. Station #4: Replace the roof and upgrade the HVAC (currently has furnaces). Station #5: Upgrade makeup air (currently bringing hot, humid air in as fresh air, need to pre-cool and dehumidify), remodel kitchen, and finish tuck pointing/hatch installation. Station #7: Replace flooring in kitchen and hallway, upgrade cabinets, and add another boiler for redundancy. Station #8: Add outdoor lighting and landscaping improvements. Storage sheds will be added to fire stations as needed.

**Park Facility Improvements**

Project No. 8 Acct. No. 810714

GO \$ 720,000  
Other 0  
\$ 720,000

This project makes miscellaneous improvements to Parks Facilities. Projects planned for 2014 include: lighting replacements (\$100,000), design and replacement of Lake Edge restrooms (\$385,000), restoring pedestrian entrance to Nakoma Park (\$200,000), and design of Mausoleum upgrades at Forest Hill Cemetery (\$35,000). Projects in 2015 include: design and replacement of Esther Beach restrooms (\$350,000), restoration to the Mausoleum (\$400,000), lighting replacements (\$50,000) and final restoration of Forest Hill Cemetery (\$65,000). Projects in 2016 include replacement of the roof at Garner Park. In 2016 through 2018, projects will include one bathroom/shelter replacement at Olbrich Park (Walter Street) and other parks; lighting upgrades; and general park improvements.

**Streets Facility Upgrades**

Project No. 9 Acct. No. 810715

GO \$ 435,000  
Other 0  
\$ 435,000

This project makes energy efficiency improvements at the Streets Division's Badger, Olin and Sycamore facilities. The 2014 improvements include HVAC upgrade and controls at Sycamore (\$50,000). The air conditioning unit is losing refrigerant and needs to be replaced. There are four makeup air units in the maintenance shops at Sycamore that are at the end of their life and need to be replaced (\$245,000). And replacement of the generator at Sycamore is also included (\$40,000). The generator is very old and parts are no longer available. Fire alarms in vehicle areas at Sycamore will be upgraded (\$50,000) and hot water solar will be installed at Sycamore (\$50,000).

**MMB - Renovation**

Project No. 10 Acct. No. 810749

GO \$ 2,220,000  
Other 0  
\$ 2,220,000

The Madison Municipal Building has many significant issues regarding the condition of the building, including deteriorated exterior brick, envelope, and windows; antiquated heating, ventilation and air conditioning systems; overloaded electrical system; obsolete lighting systems; and neglected interior space. This project began in 2013 with funding for design, and continues with funding for repair, renovation, and remodeling through 2016.

**City Assessor Office Remodel**

Project No. 11 Acct. No. 810499

GO \$ 0  
Other 0  
\$ 0

This project is to complete the ceiling replacement initiated by the County several years ago. The second part of the project is to create a break room in the back of the Assessor's office space to provide better accommodations for employees.

**Sycamore Office Remodel**Project No. **12** Acct. No. 810715

GO	\$	0
Other		<u>0</u>
	\$	<u>0</u>

This project will remodel the office area of the Sycamore Streets Facility.

**4th Floor Remodel**Project No. **13** Acct. No. 810499

GO	\$	300,000
Other		<u>0</u>
	\$	<u>300,000</u>

The City Attorney's Office and areas of Finance and the Mayor's Office are in need of remodeling. This remodeling will effectively use the space to the fullest extent possible. Implementing furniture systems, reducing walls, and secure, off-site storage of paper files will be some of the techniques that will be used.

**Implement Sustainability Plan**Project No. **14** Acct. No. 0

GO	\$	1,000,000
Other		<u>0</u>
	\$	<u>1,000,000</u>

This funding will be used to implement the Madison Sustainability Plan by launching a program called "Madison Megawatt - Solar Energy Generated and Energy Saved for Community Resilience" with a goal of generating a megawatt of renewable energy and reducing a megawatt of energy use by 2020.

**Upgrades at Sayles Street - TE and PU**Project No. **15** Acct. No. 810698

GO	\$	0
Other		<u>0</u>
	\$	<u>0</u>

This project will remodel the Sayle Street Traffic Engineering Facility after the Radio Shop moves out to relocate at the new Fleet Service site. Upgrades will be needed including HVAC and minor remodeling.

**AED Installation**Project No. **16** Acct. No. 0

GO	\$	0
Other		<u>20,000</u>
	\$	<u>20,000</u>

This project will purchase and install automated external defibrillators (AED) throughout City Buildings. Facilities Management worked with the Fire Department to determine the priorities for purchasing and installing AEDs that are compatible to Madison Fire Department's AEDs. Other funding is from a direct appropriation to capital from the General Fund.



**2014  
Capital Budget  
Summary**

**Agency Name: Facilities Management**

**Agency Number: 53**

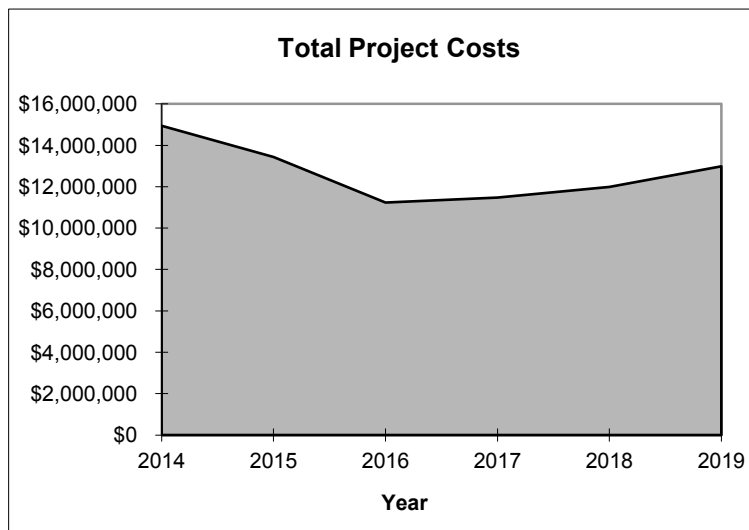
Project Name	Agency Request	Executive	Executive		
			G.O. Debt	Other Funding	Total
1 Energy Efficiency Improvements	\$ 220,000	\$ 220,000	\$ 200,000	\$ 20,000	\$ 220,000
2 Fairchild Building	350,000	350,000	350,000	0	350,000
3 General Building Improvements	220,000	310,000	310,000	0	310,000
4 Renewable Energy	125,000	0	0	0	0
5 City-County Building Improvements	170,000	524,400	524,400	0	524,400
6 Human Resources - Remodel	520,000	520,000	520,000	0	520,000
7 Fire Building Improvements	469,000	469,000	469,000	0	469,000
8 Park Facility Improvements	720,000	720,000	720,000	0	720,000
9 Streets Facility Upgrades	435,000	435,000	435,000	0	435,000
10 MMB - Renovation	1,900,000	2,220,000	2,220,000	0	2,220,000
11 City Assessor Office Remodel	0	0	0	0	0
12 Sycamore Office Remodel	0	0	0	0	0
13 4th Floor Remodel	0	300,000	300,000	0	300,000
14 Implement Sustainability Plan	0	1,000,000	1,000,000	0	1,000,000
15 Upgrades at Sayles Street - TE and PU	0	0	0	0	0
16 AED Installation	0	20,000	0	20,000	20,000
<b>Total</b>	<b>\$ 5,129,000</b>	<b>\$ 7,088,400</b>	<b>\$ 7,048,400</b>	<b>\$ 40,000</b>	<b>\$ 7,088,400</b>

**2014  
Capital Budget  
Capital Improvement Program**

Agency Name: **Sewer Utility**

Agency Number: **54**

Project Name	Future Year Estimates					
	2014	2015	2016	2017	2018	2019
1 Equipment & Vehicles	\$ 578,900	\$ 730,000	\$ 767,000	\$ 805,000	\$ 845,000	\$ 887,000
2 Trenchless Sewer Rehab	1,260,000	1,320,000	1,390,000	1,460,000	1,530,000	1,606,500
3 Engineering Service Building	63,000	66,200	69,500	73,000	76,600	80,400
4 Sewer with Reconstructed Streets	9,177,900	7,901,000	8,297,000	8,712,000	9,148,000	9,605,400
5 Additions to Collection System	50,000	100,000	100,000	105,000	111,000	117,000
6 Lift Station Rehabilitations	50,000	53,000	56,000	59,000	62,000	66,000
7 Infiltration & Inflow Improvemt Prog.	50,000	540,000	450,000	150,000	100,000	500,000
8 Felland Area Sewer Ext. to Nelson Rd.	0	1,000,000	0	0	0	0
9 Lower Badger Mill Impact Fee Dist.	2,250,000	0	0	0	0	0
10 Sewer Access Improvements	50,000	100,000	105,000	111,000	117,000	123,000
11 Frances-Carroll Lakeshore Sewer Line	915,000	0	0	0	0	0
12 Pumpkin Hollow Impact Fee District	0	375,000	0	0	0	0
13 Royster Clark Redevelopment	500,000	0	0	0	0	0
14 East Washington Sewer Rehab.	0	1,250,000	0	0	0	0
<b>Total</b>	<b>\$ 14,944,800</b>	<b>\$ 13,435,200</b>	<b>\$ 11,234,500</b>	<b>\$ 11,475,000</b>	<b>\$ 11,989,600</b>	<b>\$ 12,985,300</b>



**2014  
Capital Budget  
Expenditure Categories and Funding Sources**

Agency Name: **Sewer Utility**

Agency No.: 54

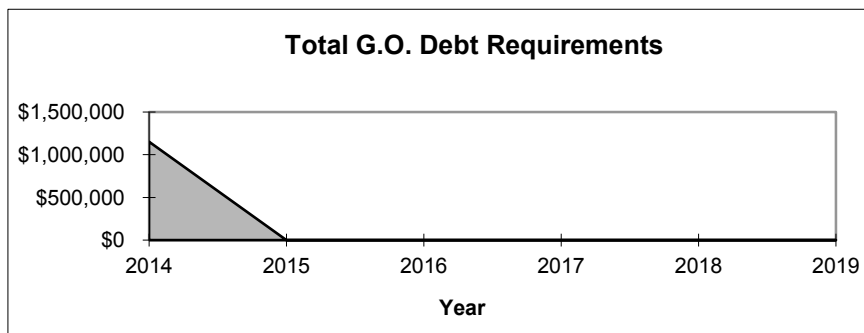
All Projects	Capital Budget	Future Year Estimates				
	2014	2015	2016	2017	2018	2019
<b>Expenditures:</b>						
Purchased Services	\$ 50,000	\$ 100,000	\$ 105,000	\$ 111,000	\$ 117,000	\$ 123,000
Materials & Supplies	0	0	0	0	0	0
Inter-Agency Charges	0	0	0	0	0	0
Loans	0	0	0	0	0	0
Professional Fees	0	0	0	0	0	0
Land & Land Improve	14,252,900	12,539,000	10,293,000	10,486,000	10,951,000	11,894,900
Building & Bldg Improve	63,000	66,200	69,500	73,000	76,600	80,400
Equipment and Vehicles	578,900	730,000	767,000	805,000	845,000	887,000
Other	0	0	0	0	0	0
<b>Total Project Costs</b>	<b>\$ 14,944,800</b>	<b>\$ 13,435,200</b>	<b>\$ 11,234,500</b>	<b>\$ 11,475,000</b>	<b>\$ 11,989,600</b>	<b>\$ 12,985,300</b>

<b>Funding Sources:</b>						
Federal Sources	\$ 0	\$ 0	\$ 0	\$ 0	\$ 0	\$ 0
State Sources	600,400	0	0	0	0	0
Impact Fees	0	1,231,260	0	0	0	0
Private Contributions	0	0	0	0	0	0
Revenue Bonds	11,355,300	11,077,200	10,206,500	10,395,000	10,854,600	11,792,300
Special Assessments	843,000	191,840	100,000	105,000	111,000	117,000
TIF Cash	0	0	0	0	0	0
County Sources	0	0	0	0	0	0
Reserves Applied	678,900	934,900	928,000	975,000	1,024,000	1,076,000
Other	314,500	0	0	0	0	0
<b>Total Other Sources</b>	<b>\$ 13,792,100</b>	<b>\$ 13,435,200</b>	<b>\$ 11,234,500</b>	<b>\$ 11,475,000</b>	<b>\$ 11,989,600</b>	<b>\$ 12,985,300</b>

G.O. General Fund	\$ 0	\$ 0	\$ 0	\$ 0	\$ 0	\$ 0
G.O. Non-General Fund	1,152,700	0	0	0	0	0
<b>Total G.O. Debt</b>	<b>\$ 1,152,700</b>	<b>\$ 0</b>	<b>\$ 0</b>	<b>\$ 0</b>	<b>\$ 0</b>	<b>\$ 0</b>

**Estimated Annual Debt Service**

G.O. General Fund	\$ 0	\$ 0	\$ 0	\$ 0	\$ 0	\$ 0
G.O. Non-General Fund	\$ 149,851	\$ 0	\$ 0	\$ 0	\$ 0	\$ 0



**Capital Budget**

**Sewer Utility**

**Equipment & Vehicles**

Project No. 1 Acct. No. 810323

GO \$ 0  
Other 578,900  
\$ 578,900

This item is for the replacement of existing vehicles and equipment that have exceeded their useful life and for the addition of new vehicles and equipment used to monitor, maintain and repair the City's Sanitary Sewers. Vehicles scheduled for replacement in 2013 include one leadworker van (#2401) and a backhoe with attachments (#5911). New equipment includes a vactor, tandem dump truck, one-ton dump truck, hot box with dump capability, bobcat and bobcat attachments. This amount represents only the Sewer Utility portion of cost. \$300,000 in funding from Utility Reserves is reauthorized from 2013.

**Trenchless Sewer Rehab**

Project No. 2 Acct. No. 810503

GO \$ 0  
Other 1,260,000  
\$ 1,260,000

This project will rehabilitate failing sewers that meet certain criteria but do not necessitate the need for a complete replacement by means of open cutting. New technology allows the lining of existing sewer mains using cameras and remote controlled tools. Some are also rehabilitated (or lined) to address inflow and infiltration problems, where clear water flow enters the sewer system, reducing pipe capacity and increasing treatment costs. The amount budgeted will repair approximately seven miles of sewer main at a number of strategically selected locations, based on citywide need. This item may also include replacement of inaccessible sewers by a 'direct bore' method, which is a relatively new technology for replacement of gravity sewer mains. Backyard sewer mains are a focus.

**Engineering Service Building**

Project No. 3 Acct. No. 810648

GO \$ 0  
Other 63,000  
\$ 63,000

This project is for the replacement of existing mechanical equipment within the Engineering Service Building that has outlived its useful life and additions/upgrades to the Engineering Service Building. \$60,000 in funding from Revenue Bonds is reauthorized from 2013. Cost represents Sewer Utility portion only.

**Sewer with Reconstructed Streets**

Project No. 4 Acct. No. 810332

GO \$ 0  
Other 9,177,900  
\$ 9,177,900

This project involves the replacement of older, problematic sewers in coordination with the City's Street Reconstruction and Pavement Management Program. Typically this provides for the replacement of clay sewers that are difficult to maintain, nearing the end of their service life, have a significant repair costs, or are undersized. Also, the Sewer Utility encourages residents to replace the portion of their sewer lateral that lies within the public right-of-way by offering to fund 75% of the cost. Six-inch mains under 'reconstruction' streets will be replaced because they do not meet current codes. Sewers beneath resurfaced streets are evaluated for replacement on a case-by-case basis. \$1,600,000 in funding from Revenue Bonds is reauthorized from 2013.

**Additions to Collection System**

Project No. 5 Acct. No. 810335

GO \$ 0  
Other 50,000  
\$ 50,000

This project is for construction of assessable sewer facilities for new development, including easement acquisition where applicable. These project locations and schedules are typically development driven and may come up with short notice.

**Lift Station Rehabilitations**

Project No. 6 Acct. No. 810334

GO \$ 0  
Other 50,000  
\$ 50,000

This project is for capitalized repair and rehabilitation of the Sewer Utility's 28 wastewater lift stations and force mains. The capital items that are planned for 2014 include replacement of inefficient motors and pumps. This item also covers any unanticipated major repairs and equipment replacement. No major rehabilitations are anticipated in the near term. \$50,000 in funding from Utility Reserves is reauthorized from 2013.

**Infiltration & Inflow Improvemnt Prog.**

Project No. 7 Acct. No. 810333

GO \$ 0  
Other 50,000  
\$ 50,000

This project is for continuing work on sewer inflow and infiltration problems in specific areas. Funding in 2014 includes continuing the lining of sewer mains and sewer access structures in the Waunona Way area. In 2012, a staff study outlined major improvements required for an area in the near east that experiences occasional sewer flooding problems. The problems are in the area of Johns Street and Cottage Grove Road and Lake Edge Boulevard and Hegg Avenue. Improvements based on the study began in 2013 and will continue in 2015 and 2016. This budget item also anticipates: Continuing work in future years as other problem areas are better defined; lining of sewer access structures (manholes); and professional study as needed. \$50,000 in funding from Revenue Bonds is reauthorized from 2013.

**Felland Area Sewer Ext. to Nelson Rd.**

Project No. 8 Acct. No. 810548

GO \$ 0  
Other 0  
\$ 0

This project will extend sanitary sewer service from the intersection of Burke Road and Felland Road, north to Nelson Road in order to serve the Nelson Neighborhood. This will also relieve the Nelson Road Lift Station which is nearing capacity and preclude further development. In 2008, an Impact Fee District was established to recover the costs of this project. The easement acquisitions have been completed, and construction is scheduled for 2015; however the anticipated construction year may be revised if development dictates.

**Lower Badger Mill Impact Fee Dist.**

Project No. 9 Acct. No. 810550

GO \$ 1,152,700  
Other 1,097,300  
\$ 2,250,000

This project will continue the extension of sanitary sewer to serve the Lower Badger Mill Creek Watershed. Previously completed work includes a new lift station at Mid Town Road and the extension of sanitary sewer from Mid Town Road to Valley View Road. The remaining work in this project includes the west branch sewer extension from Valley View Road to Mineral Point Road, scheduled for 2014, and the east branch sewer extension from Valley View Road to the South Point Lift Station, now advanced to 2014. Ultimately, the project will provide additional capacity for new development. Property acquisitions for the west branch were completed in 2012. Funding revenues shall consist of Utility share, assessable share, Connection Fees, and Impact Fees.

**Sewer Access Improvements**

Project No. 10 Acct. No. 810623

GO \$ 0  
Other 50,000  
\$ 50,000

This project will establish permanent sewer maintenance access roads, trails, or paths in areas where access was not well established with initial installation or where access has gradually declined due to numerous factors. This project will cover surveys, extensive neighborhood coordination, tree removals as needed, constructing gravel road base, and restoration including some tree replacements. Known problem locations include: Dovetail Subdivision; Swanson siphon west of Grimm Street; Hayes Road and Portage Road easement to the Interstate; Easement along north line of Edna Taylor Park; Tree Lane stream crossing. Problem areas shall be assessed and prioritized on an ongoing basis, along with other problem areas that may be encountered.

**Frances-Carroll Lakeshore Sewer Line** Project No. **11** Acct. No. 810750

GO \$ 0  
 Other 915,000  
\$ 915,000

Properties between Langdon Street and Lake Mendota, from Carroll Street to Frances Street are served by public sewer that runs primarily along the lakeshore. Most of the sewer is early 1900's to 1920's and nearing the end of its design life. Most of the sewer is undersized for the present service demand. Much of the sewer is located in areas inaccessible for maintenance purposes, including under buildings and within areas showing no formal easements. This project shall systematically and strategically replace or rehabilitate these sewers to provide competent sewer in locations that can allow for maintenance. Funding for this project shall cover design, surveying, purchase of easements, rehabilitation of sewers (lining), and replacement of sewers over about a four year period (2013 to 2016).

**Pumpkin Hollow Impact Fee District** Project No. **12** Acct. No. NEW

GO \$ 0  
 Other 0  
\$ 0

This project shall extend sanitary sewer service from the West Side of the Interstate Highway at Hoepker Road, to the East side, then northerly to Hoepker Road. This will allow for development of the Pumpkin Hollow Neighborhood. Easements have been obtained but the Impact Fee District is not yet established, awaiting a resurgence in development interest or an immediate development need. Construction is tentatively planned for 2015, however the anticipated construction year may be revised if development dictates. This project was part of Project #5 in the 2013 Capital Budget and is now a separate project.

**Royster Clark Redevelopment** Project No. **13** Acct. No. 810751

GO \$ 0  
 Other 500,000  
\$ 500,000

The project will install public sanitary sewer within a proposed redevelopment area. Construction includes approximately 2,900 feet of sewer main with approximately 115 service laterals. The sewer work would be in conjunction with full street and utility improvements. The project will be entirely assessed to the benefitting, newly created lots. \$500,000 in assessments is reauthorized from 2013.

**East Washington Sewer Rehab.** Project No. **14** Acct. No. 810330

GO \$ 0  
 Other 0  
\$ 0

This project will rehabilitate a major sewer interceptor located within East Washington Avenue, from Blount Street to the Yahara River. The existing sewer is 24" and 30" diameter, concrete sewer, installed in 1949. While structurally sound, the inside sewer lining has experienced chemical deterioration of the concrete, leaving portions of the structural steel exposed and subject to more rapid degradation. This project will rehabilitate the existing line, primarily using trenchless technology methods that will not be disruptive to the right of way surface. Work is scheduled for 2015 to coordinate with similar bid work of the Madison Metropolitan Sewerage District.

Unless otherwise specified, other funding is from revenue bonds or Utility reserves.

**2014  
Capital Budget  
Summary**

**Agency Name: Sewer Utility**

**Agency Number: 54**

Project Name	Agency Request	Executive	Executive		
			G.O. Debt	Other Funding	Total
1 Equipment & Vehicles	\$ 578,900	\$ 578,900	\$ 0	\$ 578,900	\$ 578,900
2 Trenchless Sewer Rehab	1,260,000	1,260,000	0	1,260,000	1,260,000
3 Engineering Service Building	63,000	63,000	0	63,000	63,000
4 Sewer with Reconstructed Streets	9,177,900	9,177,900	0	9,177,900	9,177,900
5 Additions to Collection System	50,000	50,000	0	50,000	50,000
6 Lift Station Rehabilitations	50,000	50,000	0	50,000	50,000
7 Infiltration & Inflow Improvemt Prog.	50,000	50,000	0	50,000	50,000
8 Felland Area Sewer Ext. to Nelson Rd.	0	0	0	0	0
9 Lower Badger Mill Impact Fee Dist.	2,250,000	2,250,000	1,152,700	1,097,300	2,250,000
10 Sewer Access Improvements	50,000	50,000	0	50,000	50,000
11 Frances-Carroll Lakeshore Sewer Line	915,000	915,000	0	915,000	915,000
12 Pumpkin Hollow Impact Fee District	0	0	0	0	0
13 Royster Clark Redevelopment	500,000	500,000	0	500,000	500,000
14 East Washington Sewer Rehab.	0	0	0	0	0
<b>Total</b>	<b>\$ 14,944,800</b>	<b>\$ 14,944,800</b>	<b>\$ 1,152,700</b>	<b>\$ 13,792,100</b>	<b>\$ 14,944,800</b>

**2014  
Capital Budget  
Capital Improvement Program**

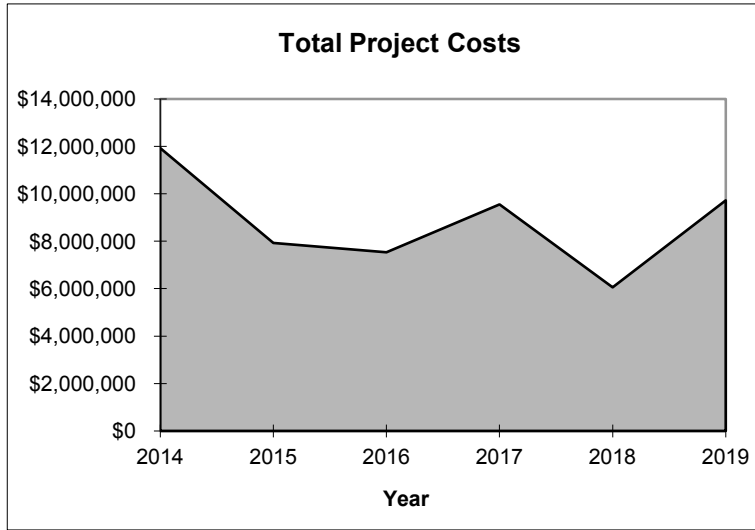
**Agency Name: Eng. - Bicycle and Pedestrian**

**Agency Number: 53L**

Project Name	Future Year Estimates					
	Capital Budget 2014	2015	2016	2017	2018	2019
1 Bikeways & Misc. Improvements	\$ 500,000	\$ 525,000	\$ 551,000	\$ 579,000	\$ 600,000	\$ 638,000
2 Ped/Bike Infrastructure Enhancemnt.	200,000	210,000	221,000	232,000	244,000	256,000
3 Safe Routes to School	75,000	79,000	83,000	87,000	91,000	96,000
4 Sidewalk Program	1,800,000	2,100,000	2,205,000	2,316,000	2,432,000	2,554,000
5 Bike Station	90,000	900,000	0	0	0	0
6 Cannonball Bike Trail	585,000	0	0	0	0	0
7 Cap. City Trail Buckeye Ext.: Seg. 1	0	310,000	140,000	0	0	0
8 Cap. City Trail Buckeye Ext.: Seg. 3	0	0	340,000	640,000	0	0
9 Cap. City Trail Buckeye Ext.: Seg. 4	0	20,000	140,000	290,000	0	0
10 Cap. City Trail Buckeye Ext.: Seg. 5	0	0	130,000	0	0	0
11 Good Neighbor Trail	0	0	0	0	230,000	0
12 Goodman Path: Cap City Pth Milw St	840,000	0	0	0	0	0
13 Goodman Path: Powers Ave to 30	1,870,000	0	0	0	0	0
14 Goodman Path: 30 to Thompson Dr	0	70,000	0	1,440,000	0	0
15 Goodman Path: Lien Rd to Burke Rd	0	0	0	0	960,000	0
16 Goodman Path: Burke Rd to Nelson	0	0	0	0	0	600,000
17 Huxley Cut Off (Oscar Mayer Path)	0	0	0	0	0	250,000
18 Ice Age Junction Path Bridge	0	230,000	0	2,250,000	0	0
19 Ice Age Jcnctn Path (CTH M)	0	170,000	2,650,000	0	0	0
20 Ice Age Jcnctn Path (CTH M)	300,000	0	0	0	0	0
21 Ice Age Junction Trail	480,000	0	0	0	0	0
22 Ice Age Junction Branch	190,000	1,940,000	0	0	0	0
23 Junction Ridge Ped/Bike Overpass	0	0	0	220,000	0	3,580,000
24 Menomonie Lane Ped/Bike Bridge	0	0	0	0	0	250,000
25 State Street 700/800 Blocks	4,900,000	0	0	0	0	0
26 W Towne Bike Path Struck Gammon	100,000	1,000,000	0	0	0	0
27 W Towne Bike Path S. High Point Rd	0	0	1,000,000	0	0	0
28 W Towne Bike Path Gam. to High Pt	0	0	0	1,000,000	0	0
29 W Towne Bike Path High Pt Junction	0	0	0	0	1,000,000	1,000,000



Project Name	Capital Budget	Future Year Estimates				
	2014	2015	2016	2017	2018	2019
30 Whitney Way Bike Crossing	0	300,000	0	0	0	0
31 Lake Mendota Path	0	75,000	75,000	500,000	500,000	500,000
<b>Total</b>	<b>\$11,930,000</b>	<b>\$ 7,929,000</b>	<b>\$ 7,535,000</b>	<b>\$ 9,554,000</b>	<b>\$ 6,057,000</b>	<b>\$ 9,724,000</b>



**2014  
Capital Budget  
Expenditure Categories and Funding Sources**

Agency Name: **Eng. - Bicycle and Pedestrian**

Agency No.: 53L

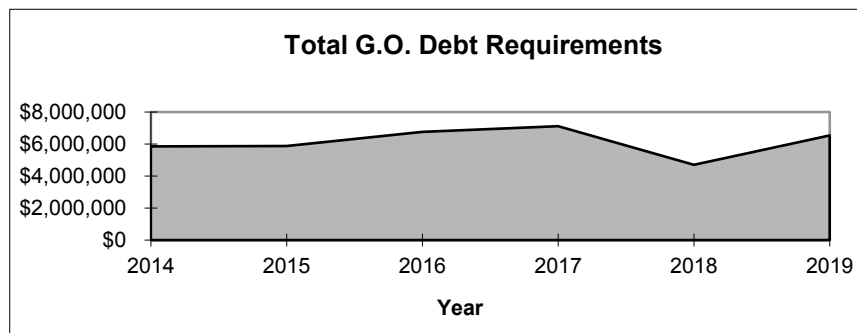
All Projects	Capital Budget		Future Year Estimates			
	2014	2015	2016	2017	2018	2019
<b>Expenditures:</b>						
Purchased Services	\$ 0	\$ 0	\$ 0	\$ 0	\$ 0	\$ 0
Materials & Supplies	0	0	0	0	0	0
Inter-Agency Charges	0	0	0	0	0	0
Loans	0	0	0	0	0	0
Professional Fees	0	75,000	75,000	0	0	0
Land & Land Improve	11,930,000	7,854,000	7,460,000	9,554,000	5,057,000	8,724,000
Building & Bldg Improve	0	0	0	0	1,000,000	1,000,000
Equipment and Vehicles	0	0	0	0	0	0
Other	0	0	0	0	0	0
<b>Total Project Costs</b>	<b>\$ 11,930,000</b>	<b>\$ 7,929,000</b>	<b>\$ 7,535,000</b>	<b>\$ 9,554,000</b>	<b>\$ 6,057,000</b>	<b>\$ 9,724,000</b>

<b>Funding Sources:</b>						
Federal Sources	\$ 0	\$ 0	\$ 0	\$ 500,000	\$ 500,000	\$ 2,290,000
State Sources	0	300,000	0	0	0	0
Impact Fees	0	0	0	0	0	0
Private Contributions	385,600	0	0	0	0	0
Revenue Bonds	0	0	0	0	0	0
Special Assessments	700,000	735,000	772,000	811,000	852,000	895,000
TIF Cash	4,900,000	0	0	0	0	0
County Sources	0	0	0	0	0	0
Reserves Applied	0	0	0	0	0	0
Other	90,000	1,015,000	0	1,125,000	0	0
<b>Total Other Sources</b>	<b>\$ 6,075,600</b>	<b>\$ 2,050,000</b>	<b>\$ 772,000</b>	<b>\$ 2,436,000</b>	<b>\$ 1,352,000</b>	<b>\$ 3,185,000</b>

G.O. General Fund	\$ 5,854,400	\$ 5,879,000	\$ 6,763,000	\$ 7,118,000	\$ 4,705,000	\$ 6,539,000
G.O. Non-General Fund	0	0	0	0	0	0
<b>Total G.O. Debt</b>	<b>\$ 5,854,400</b>	<b>\$ 5,879,000</b>	<b>\$ 6,763,000</b>	<b>\$ 7,118,000</b>	<b>\$ 4,705,000</b>	<b>\$ 6,539,000</b>

**Estimated Annual Debt Service**

G.O. General Fund	\$ 761,072	\$ 764,270	\$ 879,190	\$ 925,340	\$ 611,650	\$ 850,070
G.O. Non-General Fund	\$ 0	\$ 0	\$ 0	\$ 0	\$ 0	\$ 0



**Capital Budget**

**Eng. - Bicycle and Pedestrian**

**Bikeways & Misc. Improvements** Project No. 1 Acct. No. 810375

GO \$ 500,000  
Other 0  
\$ 500,000

The Bikeways Program includes various types of bicycle related improvements throughout the City including resurfacing of existing bike paths (priority ranked based on pavement ratings).

**Ped/Bike Infrastructure Enhancemnt.** Project No. 2 Acct. No. 810700

GO \$ 200,000  
Other 0  
\$ 200,000

This project will construct bike boulevards and other pedestrian and bike enhancements. This project is managed by Traffic Engineering.

**Safe Routes to School** Project No. 3 Acct. No. 810657

GO \$ 75,000  
Other 0  
\$ 75,000

Safe Routes to School (SRTS) is an international movement that promotes walking and bicycling to school by improving the infrastructure surrounding schools that reduce motor vehicle speeds; decrease potential conflict between bicyclists, pedestrians and motor vehicles; and establish safer and fully accessible crossings, walkways, trails, and bikeways. Funding for this project is for signs, lighting, curb ramps, short sidewalk segments, islands, pavement retreatments, and traffic calming installations. In addition, funds may be used to improve access to City parks. This project is managed by Traffic Engineering.

**Sidewalk Program** Project No. 4 Acct. No. 810376

GO \$ 1,100,000  
Other 700,000  
\$ 1,800,000

The sidewalk program consists of the repair of defective sidewalk, incidental repair of curb and gutter, and installation of new sidewalk as requested by property owners or as ordered by the Common Council. The program is also used to install handicap ramps and fund the Sidewalk Rebate Program. The program includes repair of State Street Mall and Capital Square sidewalk. Continual repair of City sidewalks is required to maintain them in a safe condition and reduce the chance of injuries due to defective sidewalks. In 2006, the City completed its first 10-Year, city-wide, sidewalk repair program. In 2013, the City will repair sidewalks in Districts 11 and 19 as the continuation of the second 10-year repair program. Other funding is from special assessments.

**Bike Station** Project No. 5 Acct. No. 810710

GO \$ 0  
Other 90,000  
\$ 90,000

This project is for the design and construction of a bicycle station as part of the Judge Doyle Square development project. This project will consist of secure bicycle parking and may include other services. The project is managed by Traffic Engineering. The funding sources for this project have not yet been determined.

**Cannonball Bike Trail** Project No. 6 Acct. No. 810375

GO \$ 585,000  
Other 0  
\$ 585,000

This project will construct a bike path on the north side of the West Beltline Highway which will connect the Cannonball Bike Trail Bridge to Fish Hatchery Road.

**Cap. City Trail Buckeye Ext.: Seg. 1** Project No. 7 Acct. No. 810379

GO	\$	0	Segment 1: Buckeye Road to Dondee Road (on north side of railroad)
Other		<u>0</u>	Design and Right of Way Acquisition Year: 2015
	\$	<u><u>0</u></u>	Construction Year: 2016

This project is a paved multi-use (bicycle / pedestrian) path that will extend the Capital City Trail from Buckeye Road to Interstate 39 on the southeast side of Madison, generally following the corridor of the Union Pacific rail line. This segment is an important piece of the remaining six mile gap between the Capital City Trail and the Glacial Drumlin State Trail in the Village of Cottage Grove.

**Cap. City Trail Buckeye Ext.: Seg. 3** Project No. 8 Acct. No. 810379

GO	\$	0	Segment 3: Dondee Road to Vondron Road (on south side of railroad)
Other		<u>0</u>	Design and Right of Way Acquisition Year: 2016
	\$	<u><u>0</u></u>	Construction Year: 2017

This project is a paved multi-use (bicycle / pedestrian) path that will extend the Capital City Trail from Buckeye Road to Interstate 39 on the southeast side of Madison, generally following the corridor of the Union Pacific rail line. This segment is an important piece of the remaining six mile gap between the Capital City Trail and the Glacial Drumlin State Trail in the Village of Cottage Grove.

**Cap. City Trail Buckeye Ext.: Seg. 4** Project No. 9 Acct. No. 810379

GO	\$	0	Segment 4: Vondron Road to Wagon Trail (on south side of railroad)
Other		<u>0</u>	Design and Right of Way Acquisition Year: 2015 and 2016
	\$	<u><u>0</u></u>	Construction Year: 2017

This project is a paved multi-use (bicycle / pedestrian) path that will extend the Capital City Trail from Buckeye Road to Interstate 39 on the southeast side of Madison, generally following the corridor of the Union Pacific rail line. This segment is an important piece of the remaining six mile gap between the Capital City Trail and the Glacial Drumlin State Trail in the Village of Cottage Grove.

**Cap. City Trail Buckeye Ext.: Seg. 5** Project No. 10 Acct. No. 810379

GO	\$	0	Segment 5: I 39 to Wagon Trail
Other		<u>0</u>	Construction Year: 2016
	\$	<u><u>0</u></u>	

This project is a paved multi-use (bicycle / pedestrian) path that will extend the Capital City Trail from Buckeye Road to Interstate 39 on the southeast side of Madison, generally following the corridor of the Union Pacific rail line. This segment is an important piece of the remaining six mile gap between the Capital City Trail and the Glacial Drumlin State Trail in the Village of Cottage Grove.

**Good Neighbor Trail**Project No. **11** Acct. No. 810375

GO	\$	0	Segment: City of Middleton to Whitney Way
Other		<u>0</u>	Design Year: 2018
	\$	<u><u>0</u></u>	Construction Year: 2020

This project is a paved multi-use (bicycle / pedestrian) path that will extend the existing Blackhawk Path on the northwest side of Madison (and Village of Shorewood), creating a route to Middleton and ultimately, other communities west. It generally follows the corridor of the former Soo Line railroad, currently owned by Wisconsin Department of Transportation (WisDOT) and operated by Wisconsin Southern Railroad (WSOR). The Madison segment of this project would run from University Avenue to Stonefield Road.

**Goodman Path: Cap City Pth Milw St**Project No. **12** Acct. No. 810375

GO	\$	840,000	This project is a bike and pedestrian path between the Capital City Path and Milwaukee Street at St. Paul Avenue. It includes a bridge over the Starkweather Creek. This is part of a larger project to develop a major, commuter-oriented bike path serving the East side of Madison generally following the East Branch of Starkweather Creek and the railroad corridor extending northeast to I-39 and beyond.
Other		<u>0</u>	
	\$	<u><u>840,000</u></u>	

**Goodman Path: Powers Ave to 30**Project No. **13** Acct. No. 810375

GO	\$	1,484,400	This project is a bike and pedestrian path between Powers Avenue and STH 30. This is part of a larger project to develop a major, commuter-oriented bike path serving the east side of Madison generally following the East Branch of Starkweather Creek and the railroad corridor extending northeast to I-39 and beyond. Other funding is a private donation from the Goodman Foundation. General Obligation debt is reauthorized from the 2013.
Other		<u>385,600</u>	
	\$	<u><u>1,870,000</u></u>	

**Goodman Path: 30 to Thompson Dr**Project No. **14** Acct. No. 810375

GO	\$	0	This project is a bike and pedestrian path between STH 30 and Thompson Drive. This is part of a larger project to develop a major, commuter-oriented bike path serving the east side of Madison generally following the East Branch of Starkweather Creek and the railroad corridor extending northeast to I-39 and beyond.
Other		<u>0</u>	
	\$	<u><u>0</u></u>	

**Goodman Path: Lien Rd to Burke Rd**Project No. **15** Acct. No. 810375

GO	\$	0	This project is a bike and pedestrian path between Lien Road and Burke Road. This is part of a larger project to develop a major, commuter-oriented bike path serving the east side of Madison generally following the East Branch of Starkweather Creek and the railroad corridor extending northeast to I-39 and beyond.
Other		<u>0</u>	
	\$	<u><u>0</u></u>	

**Goodman Path: Burke Rd to Nelson** Project No. **16** Acct. No. 810375

GO \$ 0  
Other 0  
\$ 0

Segment: Burke Road to Nelson Road  
Construction Year: 2019  
This project is a bike and pedestrian path between Burke Road and Nelson Road. This is part of a larger project to develop a major, commuter-oriented bike path serving the east side of Madison generally following the East Branch of Starkweather Creek and the railroad corridor extending northeast to I-39 and beyond.

**Huxley Cut Off (Oscar Mayer Path)** Project No. **17** Acct. No. 810511

GO \$ 0  
Other 0  
\$ 0

This project provides for the purchase of Right of Way and construction of a pedestrian/bike path between Aberg Avenue and Commercial Avenue.

**Ice Age Junction Path Bridge** Project No. **18** Acct. No. 810375

GO \$ 0  
Other 0  
\$ 0

Design Year: 2015  
Construction Year: 2017  
This project is a bike and pedestrian overpass of McKee Road approximately 1,000 feet west of High Point Road. This improvement will replace the existing at-grade crossing of the Ice Age Junction Path. This is part of a larger concept to create a major north-south bike path extending from Verona to north of Mineral Point Road, roughly paralleling CTH M. Other Funding is from Dane County.

**Ice Age Jcnctn Path (CTH M)** Project No. **19** Acct. No. 810375

GO \$ 0  
Other 0  
\$ 0

Segment: Flagstone Drive to Waterbend Drive  
Design Year: 2015  
Construction Year: 2016  
This project is a bike and pedestrian path between Flagstone Drive and Waterbend Drive. The project also includes an underpass of CTH M south of Flagstone. This is part of a larger concept to create a major north-south bike path extending from Verona to north of Mineral Point Road, roughly paralleling CTH M.

**Ice Age Jcnctn Path (CTH M)** Project No. **20** Acct. No. 810375

GO \$ 300,000  
Other 0  
\$ 300,000

Segment: Temin Trail to West Beltline Highway  
Construction Year: 2014  
This project is a bike and pedestrian path between Temin Trail and the West Beltline Highway and Waterbend to Valley View. This is part of a larger concept to create a major north-south bike path extending from Verona to north of Mineral Point Road, roughly paralleling CTH M.

**Ice Age Junction Trail** Project No. **21** Acct. No. 810375

GO \$ 480,000  
 Other 0  
\$ 480,000

Segment: Beltline Highway to Tree Lane  
 Construction Year: 2014

This project is a bike and pedestrian path between the Beltline Highway and Tree Lane. This is part of a larger concept to create a major north-south bike path extending from Verona to north of Mineral Point Road, roughly paralleling CTH M. The project also includes sidewalk on the south side of Mineral Point Road between the Beltline and Big Sky Drive.

**Ice Age Junction Branch** Project No. **22** Acct. No. 810375

GO \$ 190,000  
 Other 0  
\$ 190,000

Segment: Flagstone to CTH PD  
 Construction Year: 2015

This project is a bike and pedestrian path between Flagstone Drive and CTH PD. The path will be a branch off of the Ice Age Junction Path. The Ice Age Junction Path is a major north-south bike path extending from Verona to north of Mineral Point Road, roughly paralleling CTH M.

**Junction Ridge Ped/Bike Overpass** Project No. **23** Acct. No. 810375

GO \$ 0  
 Other 0  
\$ 0

Design Year: 2017, Construction Year: 2019  
 Funding: Will seek Federal Enhancement Funds

This project is an overpass of the West Beltline Highway just south of Old Sauk Road that will connect Junction Road and North High Point Road (at Sauk Creek Park).

**Menomonie Lane Ped/Bike Bridge** Project No. **24** Fund No. 810375

GO \$ 0  
 Other 0  
\$ 0

This project will construct a bike and pedestrian bridge over a channel south of Menomonie Lane. The bridge will connect between Menomonie Lane south of Menomonie Court and the boat launch area north of the intersection of Wheeler Road and School Road.

**State Street 700/800 Blocks** Project No. **25** Acct. No. 810732

GO \$ 0  
 Other 4,900,000  
\$ 4,900,000

This project involves the reconstruction of the 700 and 800 blocks of State Street. The infrastructure is in poor condition and designs of the existing sidewalk, pavement, lighting, and street furnishings are dated. The proposed project is to completely reconstruct the corridor. The proposed concept is to create a flexible space so as to accommodate the current and future needs. Funding is from TID 32 Cash.

**W Towne Bike Path Struck Gammon** Project No. **26** Fund No. 810375

GO \$ 100,000  
 Other 0  
\$ 100,000

This project is a portion of a bike and pedestrian path between Grand Canyon Drive and Junction Road which will connect the existing West Towne Path at Struck Street to the proposed Ice Age Junction Path, a major north-south bike path extending from Verona to north of Mineral Point Road and roughly paralleling CTH M. This phase of the project includes an underpass of S. Gammon Road and an off road path from the end of the existing West Towne Path at Struck St to the west side of Gammon Road. The project will increase bike and pedestrian mobility on the west side of Madison.

**W Towne Bike Path S. High Point Rd** Project No. **27** Acct. No. 810375

GO \$ 0  
Other 0  
\$ 0

This project is a portion of a bike and pedestrian path between Grand Canyon Drive and Junction Road which will connect the existing West Towne Path at Struck Street to the proposed Ice Age Junction Path, a major north-south bike path extending from Verona to north of Mineral Point Road and roughly paralleling CTH M. This phase of the project will create the necessary improvement at the S. High Point Road Bridge so that the path can cross under S. High Point Road and loop up to go over the S. Highpoint Road Bridge over the West Beltline Highway. The project will be built in conjunction with the WisDOT replacement of the S. High Point Road bridge over the West Beltline. The project will increase bike and pedestrian mobility on the west side of Madison.

**W Towne Bike Path Gam. to High Pt** Project No. **28** Acct. No. 810375

GO \$ 0  
Other 0  
\$ 0

This project is a portion of a bike and pedestrian path between Grand Canyon Drive and Junction Road which will connect the existing West Towne Path at Struck Street to the proposed Ice Age Junction Path, a major north-south bike path extending from Verona to north of Mineral Point Road and roughly paralleling CTH M. This phase of the project will construct the portion of the off road path between S. Gammon Road and S. High Point Road adjacent to the West Beltline Highway. The project will increase bike and pedestrian mobility on the west side of Madison.

**W Towne Bike Path High Pt Junction** Project No. **29** Acct. No. 810375

GO \$ 0  
Other 0  
\$ 0

This project is a portion of a bike and pedestrian path between Grand Canyon Drive and Junction Road which will connect the existing West Towne Path at Struck Street to the proposed Ice Age Junction Path, a major north-south bike path extending from Verona to north of Mineral Point Road and roughly paralleling CTH M. This phase of the project will build a path that will connect S. High Point Road to S. Junction Road. The project will increase bike and pedestrian mobility on the west side of Madison.

**Whitney Way Bike Crossing** Project No. **30** Acct. No. 810375

GO \$ 0  
Other 0  
\$ 0

This project will extend an existing ped/bike path on the north side of the West Beltline from Medical Circle to Whitney Way. The project also includes widening of sidewalk on the east side of Whitney Way. The project will be built in conjunction with WisDOT West Beltline improvements.

**Lake Mendota Path** Project No. **31** Acct. No. 0

GO \$ 0  
Other 0  
\$ 0

This project will provide funding for preliminary planning design work and easement/property acquisition for the Lake Mendota bicycle/pedestrian path between James Madison Park and the University of Wisconsin Campus. This project was identified as a priority in the Downtown Plan. This project would involve hiring a consultant in 2015 to explore alternatives, refine design concepts, research Federal and State regulatory implications, and develop an implementation strategy. Funding in 2016 through 2019 is for the acquisition of property rights to construct the path. This project was moved from Planning and Community and Economic Development as part of the Executive Budget.



**2014  
Capital Budget  
Summary**

**Agency Name: Eng. - Bicycle and Pedestrian**

**Agency Number: 53L**

Project Name	Agency Request	Executive	Executive		
			G.O. Debt	Other Funding	Total
1 Bikeways & Misc. Improvements	\$ 500,000	\$ 500,000	\$ 500,000	\$ 0	\$ 500,000
2 Ped/Bike Infrastructure Enhancemnt.	200,000	200,000	200,000	0	200,000
3 Safe Routes to School	75,000	75,000	75,000	0	75,000
4 Sidewalk Program	2,000,000	1,800,000	1,100,000	700,000	1,800,000
5 Bike Station	90,000	90,000	0	90,000	90,000
6 Cannonball Bike Trail	585,000	585,000	585,000	0	585,000
7 Cap. City Trail Buckeye Ext.: Seg. 1	0	0	0	0	0
8 Cap. City Trail Buckeye Ext.: Seg. 3	0	0	0	0	0
9 Cap. City Trail Buckeye Ext.: Seg. 4	0	0	0	0	0
10 Cap. City Trail Buckeye Ext.: Seg. 5	0	0	0	0	0
11 Good Neighbor Trail	0	0	0	0	0
12 Goodman Path: Cap City Pth Milw St	840,000	840,000	840,000	0	840,000
13 Goodman Path: Powers Ave to 30	1,870,000	1,870,000	1,484,400	385,600	1,870,000
14 Goodman Path: 30 to Thompson Dr	0	0	0	0	0
15 Goodman Path: Lien Rd to Burke Rd	0	0	0	0	0
16 Goodman Path: Burke Rd to Nelson	0	0	0	0	0
17 Huxley Cut Off (Oscar Mayer Path)	0	0	0	0	0
18 Ice Age Junction Path Bridge	0	0	0	0	0
19 Ice Age Jnctn Path (CTH M)	0	0	0	0	0
20 Ice Age Jnctn Path (CTH M)	300,000	300,000	300,000	0	300,000
21 Ice Age Junction Trail	480,000	480,000	480,000	0	480,000
22 Ice Age Junction Branch	190,000	190,000	190,000	0	190,000
23 Junction Ridge Ped/Bike Overpass	0	0	0	0	0
24 Menomonie Lane Ped/Bike Bridge	0	0	0	0	0
25 State Street 700/800 Blocks	4,900,000	4,900,000	0	4,900,000	4,900,000
26 W Towne Bike Path Struck Gammon	100,000	100,000	100,000	0	100,000
27 W Towne Bike Path S. High Point Rd	0	0	0	0	0
28 W Towne Bike Path Gam. to High Pt	0	0	0	0	0
29 W Towne Bike Path High Pt Junction	0	0	0	0	0
30 Whitney Way Bike Crossing	0	0	0	0	0
31 Lake Mendota Path	0	0	0	0	0
<b>Total</b>	<b>\$ 12,130,000</b>	<b>\$ 11,930,000</b>	<b>\$ 5,854,400</b>	<b>\$ 6,075,600</b>	<b>\$ 11,930,000</b>

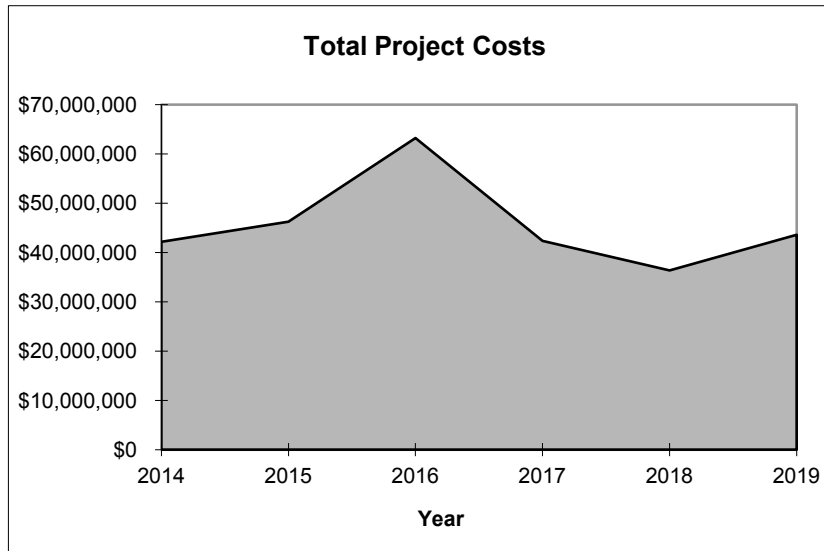
**2014  
Capital Budget  
Capital Improvement Program**

Agency Name: **Engineering - Major Streets**

Agency Number: **53M**

Project Name	Capital Budget	Future Year Estimates				
	<u>2014</u>	<u>2015</u>	<u>2016</u>	<u>2017</u>	<u>2018</u>	<u>2019</u>
1 Rural to Urban Streets	\$ 2,718,000	\$ 1,736,000	\$ 1,822,000	\$ 1,912,000	\$ 2,010,000	\$ 2,110,000
2 Reconstruction Streets	4,815,000	4,815,000	4,815,000	4,815,000	4,815,000	4,815,000
3 Bridge Repair & Replacement	120,000	120,000	120,000	130,000	140,000	150,000
4 Railroad Crossings & Quiet Zones	950,000	775,000	1,225,000	110,000	120,000	130,000
5 Pavement Management	5,200,000	5,200,000	5,200,000	5,200,000	5,200,000	5,200,000
6 Curb Repair with Resurfacing	2,000,000	2,100,000	2,200,000	2,300,000	2,400,000	2,500,000
7 Resurfacing Arterial Streets	3,650,000	3,800,000	4,000,000	4,200,000	4,400,000	4,600,000
8 Neighborhood Traffic Management	100,000	100,000	100,000	100,000	100,000	100,000
9 Pedestrian Impr on Major Streets	180,000	190,000	200,000	210,000	220,000	230,000
10 Anderson Street	0	440,000	0	0	0	0
11 Atwood Ave.	0	0	0	0	0	830,000
12 Blair Street	0	0	0	0	0	3,090,000
13 Buckeye Road	0	0	0	210,000	2,130,000	0
14 Capital Square Pavement Replace.	0	0	3,510,000	0	0	0
15 Cedar Street	0	570,000	0	0	0	0
16 Cottage Grove Road	567,500	1,000,000	5,100,000	0	0	0
17 Cottage Grove Road Bridge	0	0	0	0	0	4,000,000
18 CTH M - CTH PD Area	4,500,000	10,860,000	0	0	0	0
19 CTH M - Mid Town Rd Area	1,000,000	3,200,000	11,830,000	0	0	0
20 CTH M - CTH S Intersection	2,000,000	0	0	0	0	0
21 Gammon Road	0	2,270,000	0	0	0	0
22 High Point Road, South	0	0	5,000,000	0	0	0
23 Hoepker Road	0	0	0	0	0	910,000
24 Hoepker Road Bridge	0	1,900,000	4,000,000	0	0	0
25 Johnson Street, East	7,100,000	0	0	390,000	3,940,000	0
26 Johnson Street / Henry Street	541,200	0	0	0	0	0
27 King Street and Main Street	1,080,000	0	0	0	0	0
28 S Livingston RR Crossing Closure	200,000	0	0	0	0	0
29 Maple Grove Road	0	300,000	480,000	0	0	0
30 McKee Rd (CTH PD)	820,000	0	1,500,000	12,530,000	0	0
31 McKenna Blvd	0	0	0	170,000	0	1,670,000
32 Midvale Blvd / Mineral Point Int.	90,000	1,020,000	0	0	0	0
33 Milwaukee St. Bridge at Starkweather	270,000	0	2,410,000	0	0	0
34 Monroe Street	0	100,000	5,960,000	4,560,000	0	0
35 Old Middleton Roundabouts	0	0	0	1,510,000	0	0
36 Outer Capitol Loop Southeast	0	0	1,770,000	0	0	0
37 Park Street, South	0	0	0	0	0	3,090,000
38 Reiner Road	0	0	0	0	0	0
39 Royster Clark Development	2,728,000	2,802,000	0	0	0	0
40 South Street	0	0	1,970,000	0	0	0
41 South Point Road	1,220,000	0	0	0	0	0
42 Sprecher Road	0	0	0	0	1,210,000	9,590,000
43 Stoughton Rd / Voges Rd Intersection	200,000	0	0	0	0	0
44 Washington Ave., East Corridor Maint.	110,000	0	0	0	0	0

Project Name	Capital Budget	Future Year Estimates				
	2014	2015	2016	2017	2018	2019
45 Washington Ave., West	0	2,200,000	0	0	0	0
46 Winnebago - Atwood to Bashford	0	0	0	0	0	0
47 Winnebago - Yahara R. to Atwood Ave.	0	0	0	0	0	0
48 Jeffy Trail	0	0	0	0	0	570,000
49 Wilson St. / Williamson St.	0	0	0	0	1,690,000	0
50 Darbo Webb Connection	0	0	0	0	550,000	0
51 McKee Road West (CTH PD)	0	740,000	0	4,000,000	7,430,000	0
<b>Total</b>	<b>\$ 42,159,700</b>	<b>\$ 46,238,000</b>	<b>\$ 63,212,000</b>	<b>\$ 42,347,000</b>	<b>\$ 36,355,000</b>	<b>\$ 43,585,000</b>



**2014  
Capital Budget  
Expenditure Categories and Funding Sources**

Agency Name: **Engineering - Major Streets**

Agency No.: 53M

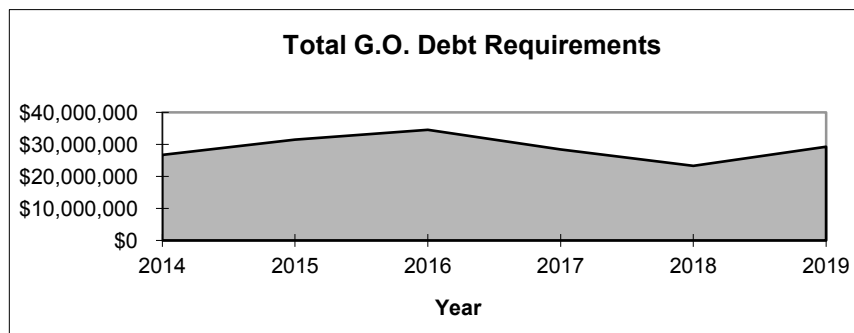
All Projects	Capital Budget	Future Year Estimates				
	2014	2015	2016	2017	2018	2019
<b>Expenditures:</b>						
Purchased Services	\$ 0	\$ 0	\$ 0	\$ 0	\$ 0	\$ 0
Materials & Supplies	0	0	0	0	0	0
Inter-Agency Charges	0	0	0	0	0	0
Loans	0	0	0	0	0	0
Professional Fees	0	0	0	0	0	0
Land & Land Improve	42,159,700	46,238,000	63,212,000	42,347,000	36,355,000	43,585,000
Building & Bldg Improve	0	0	0	0	0	0
Equipment and Vehicles	0	0	0	0	0	0
Other	0	0	0	0	0	0
<b>Total Project Costs</b>	<b>\$ 42,159,700</b>	<b>\$ 46,238,000</b>	<b>\$ 63,212,000</b>	<b>\$ 42,347,000</b>	<b>\$ 36,355,000</b>	<b>\$ 43,585,000</b>

<b>Funding Sources:</b>						
Federal Sources	\$ 2,972,000	\$ 6,348,000	\$ 14,243,000	\$ 6,265,000	\$ 6,750,000	\$ 5,630,000
State Sources	200,000	500,000	3,350,000	200,000	200,000	5,270,300
Impact Fees	0	0	0	0	0	0
Private Contributions	0	0	0	0	0	0
Revenue Bonds	0	0	0	0	0	0
Special Assessments	5,423,000	2,860,000	2,884,000	2,840,000	3,070,900	2,910,000
TIF Cash	3,793,200	675,000	4,785,000	0	0	0
County Sources	614,000	2,542,000	3,386,000	2,611,000	1,912,000	500,000
Reserves Applied	0	0	0	0	0	0
Other	2,430,000	1,814,000	0	2,000,000	1,114,500	0
<b>Total Other Sources</b>	<b>\$ 15,432,200</b>	<b>\$ 14,739,000</b>	<b>\$ 28,648,000</b>	<b>\$ 13,916,000</b>	<b>\$ 13,047,400</b>	<b>\$ 14,310,300</b>

G.O. General Fund	\$ 25,621,500	\$ 28,257,000	\$ 34,564,000	\$ 28,431,000	\$ 23,307,600	\$ 29,274,700
G.O. Non-General Fund	1,106,000	3,242,000	0	0	0	0
<b>Total G.O. Debt</b>	<b>\$ 26,727,500</b>	<b>\$ 31,499,000</b>	<b>\$ 34,564,000</b>	<b>\$ 28,431,000</b>	<b>\$ 23,307,600</b>	<b>\$ 29,274,700</b>

**Estimated Annual Debt Service**

G.O. General Fund	\$ 3,330,795	\$ 3,673,410	\$ 4,493,320	\$ 3,696,030	\$ 3,029,988	\$ 3,805,711
G.O. Non-General Fund	\$ 143,780	\$ 421,460	\$ 0	\$ 0	\$ 0	\$ 0



**Capital Budget**

**Engineering - Major Streets**

**Rural to Urban Streets**

Project No. 1 Acct. No. 810354

GO \$ 1,367,000  
Other 1,351,000  
\$ 2,718,000

The Rural to Urban Streets program consists of reconstructing streets with substandard pavements to City standards and assessing a portion of the costs to the adjacent property owners. The program also includes the City's share of constructing streets adjacent to Parks and Greenways in new subdivisions. \$300,000 of GO Proceeds is reauthorized from the 2013 Capital Budget. Other funding is from special assessments.

**Reconstruction Streets**

Project No. 2 Acct. No. 810355

GO \$ 4,000,000  
Other 815,000  
\$ 4,815,000

Reconstruction Streets is a continuing program of replacing deteriorated streets. \$1,600,000 in GO Proceeds is reauthorized from 2013.  
Group 1: N. Charter St. (Johnson to Regent), Spring St. (Charter to Mills)  
Group 2: Commonwealth Ave. (Allen to Monroe), Fox Ave. (Edgewood to Commonwealth), Gregory St. (Commonwealth to Sheldon)  
Group 3: Clemons Ave. (N. end to Rutledge), Helena St., (Clemons to Walton), Walton Pl. (Helena to Jenifer), Jenifer St. (Riverside to Walton)  
Group 4: North St. (E Washington to Commercial), Commercial (Packers to North), Hoard St. (Seventh to North)  
Group 5: Atwood Ave. (First to Winnebago)  
Group 6: N. Henry St (W. Gorham to W. Gilman)  
Other funding is from special assessments.

**Bridge Repair & Replacement**

Project No. 3 Acct. No. 810356

GO \$ 120,000  
Other 0  
\$ 120,000

The Bridge Repair and Replacement program consists of repairing, replacing, and painting projects to maintain bridges in a safe condition. Funds have been provided in 2014 for miscellaneous bridge repairs.

**Railroad Crossings & Quiet Zones**

Project No. 4 Acct. No. 810357

GO \$ 225,000  
Other 725,000  
\$ 950,000

This project will repair deteriorated railroad crossings by funding crossing repair outside of the railroad's area of responsibility. The project will also fund upgrades to railroad crossings as required to establish quiet zones. \$225,000 of GO Proceeds and \$725,000 of TID 36 funding are reauthorized from the 2013 Capital Budget.  
2014 - Quiet Zone #6 - South of Johnson St. to Ingersoll St. (\$225,000 GO for Thornton Ave.)  
2015 - Quiet Zone #7 - West of Second St. to West of Baldwin St.  
2016 - Quiet Zone #6 - Brearly St. to Blount St.

**Pavement Management**

Project No. 5 Acct. No. 810358

GO \$ 5,000,000  
Other 200,000  
\$ 5,200,000

The Pavement Management Program is used to surface existing streets with a new asphaltic pavement. The project is also used to repair deteriorated pavement joints in concrete streets, to seal cracks in asphaltic pavements, and to chip seal streets with curb and gutter. The program is an essential maintenance program, in that it extends the life of existing streets, thereby postponing the need for expensive reconstruction. This program will allow for the resurfacing of approximately 14 miles of street. The program will also fund the maintenance of rural roads within the City where development is not expected in the near future. \$1,200,000 of GO Proceeds is reauthorized from 2013 Capital Budget. Other funding is from state sources.

**Curb Repair with Resurfacing**Project No. **6** Acct. No. 810358

GO \$ 1,000,000  
 Other 1,000,000  
\$ 2,000,000

Curb Repair with Resurfacing is a program done in conjunction with resurfacing to replace deteriorated sections of curb and gutter on the resurfacing streets and to repair or upgrade deteriorated curb ramps. One half of the cost to repair the curb and gutter is assessed to the abutting property owners in accordance with our standard street reconstruction policy. The repair and upgrading of the curb ramp is required by the ADA any time construction is taking place. Other funding is from state sources.

**Resurfacing Arterial Streets**Project No. **7** Acct. No. 810358

GO \$ 3,650,000  
 Other 0  
\$ 3,650,000

Resurfacing Arterial Streets is a program specifically for the resurfacing of high volume City streets. The Engineering Division, using the PASER rating system developed by the University of Wisconsin, rates all City of Madison streets. A street rated a "10" is a new street. Streets rated at or below five are in fair to poor condition. The City has set the goal that no more than 10% of the arterial street mileage is to be rated five or below. This project provides a portion of the necessary funding to maintain arterial streets consistent with our goals for street condition.

**Neighborhood Traffic Management**Project No. **8** Acct. No. 810360

GO \$ 100,000  
 Other 0  
\$ 100,000

Neighborhood Traffic Management is a program for the retrofitting of existing streets with structural elements such as speed humps, traffic tables or traffic circles, with the purpose of reducing the speed of traffic. Construction would be principally done on local streets where existing traffic impacts are significant, where local support exists, and within the context of a neighborhood traffic plan. In order to facilitate this work, Engineering has developed a contract for the components of traffic management at locations to be determined during the course of the year by the City Traffic Engineer.

**Pedestrian Impr on Major Streets**Project No. **9** Acct. No. 810360

GO \$ 180,000  
 Other 0  
\$ 180,000

Pedestrian Improvements on Major Streets is a program to install islands or make other modifications to arterial streets and certain collector streets to improve pedestrian crossings. The program will be used to fund improvements on those streets not eligible under the Neighborhood Traffic Management Program and where neighborhood support exists for the improvements.

**Anderson Street**Project No. **10** Acct. No. 810358

GO \$ 0  
 Other 0  
\$ 0

Limits: Wright St. to Stoughton Rd. Construction Year 2015.  
 This proposed project will add sidewalk and bike lanes and resurface the existing roadway. Limits are Wright Street to Stoughton Road.

**Atwood Ave.**Project No. **11** Acct. No. 810358

GO \$ 0  
 Other 0  
\$ 0

Limits - Rusk Street to Cottage Grove Road: Construction Year - 2020  
 The proposed project will replace the existing pavement. The project will also provide for an enhanced pedestrian crossing at Olbrich Gardens.

**Blair Street**Project No. **12** Acct. No. 810571

GO \$ 0  
 Other 0  
\$ 0

Limits - East Washington Avenue to John Nolen Drive and East Washington Avenue near Blair Street:  
 Construction Year - 2019.  
 Funding - State and City of Madison.

Description - This project will replace the existing concrete pavement. In addition, the project will make geometric improvements to the Blair Street and Williamson Street intersection to improve pedestrian and bike movements through the intersection.

**Buckeye Road**Project No. **13** Acct. No. 810571

GO \$ 0  
 Other 0  
\$ 0

Limits - Monona Drive to Stoughton Road:  
 Construction Year - 2018.  
 Funding - City of Madison, Dane County and Federal

Description - The proposed project is a complete reconstruction project. The existing two lane roadway will be reconstructed to a two lane roadway with parking on both sides of the street, four foot bike lanes and five foot sidewalks. An urban cross section with curb and gutter and storm sewer is proposed. Street lighting is included in the project.

**Capital Square Pavement Replace.**Project No. **14** Acct. No. 810571

GO \$ 0  
 Other 0  
\$ 0

Limits - All streets adjacent to the state capital  
 Construction Year - 2016  
 Funding: City of Madison

Description: This project will reconstruct the concrete pavement on the Capitol Square.

**Cedar Street**Project No. **15** Acct. No. 810571

GO \$ 0  
 Other 0  
\$ 0

Limits - South Street to Park Street:  
 Construction Year - 2015.  
 Right of Way Acquisition - 2013  
 Funding: TID 42

Description - This project will construct a new street in accordance with the adopted South Madison Neighborhood Plan.

**Cottage Grove Road**Project No. **16** Acct. No. 810571

GO \$ 363,500  
 Other 204,000  
\$ 567,500

Limits - Interstate 39/90/94 to relocated Sprecher Road:  
 Construction Year - 2016.  
 Right of Way Acquisition - 2015  
 Funding - Federal, Dane County, and City of Madison.

Description - This project will reconstruct the existing roadway, four lanes with bike lanes, and sidewalks. Other funding is from Dane County. \$57,500 of GO is reauthorized from the 2013 budget.

**Cottage Grove Road Bridge**Project No. **17** Acct. No. 810356

GO \$ 0  
 Other 0  
\$ 0

Location - Over Interstate 39/90/94:  
 Construction Year - 2019.  
 Funding - State, Dane County, and City of Madison.

Description - This project will replace the existing two lane bridge to four lanes with bike lanes and sidewalks.

**CTH M - CTH PD Area**Project No. **18** Acct. No. 810543

GO \$ 2,250,000  
 Other 2,250,000  
\$ 4,500,000

Limits - Cross Country Road to 2,500 feet north of CTH PD:  
 Construction Year - 2015.  
 Right of Way Acquisition - 2014

Funding - Federal, Dane County, City of Verona, and City of Madison.

This project will reconstruct CTH M and will serve all modes of transportation including vehicular, transit, bikes, and pedestrians. The proposed project is to construct a divided roadway with bike lanes and an urban cross section to meet current and future traffic demands. A parallel bike path is envisioned along with locations for transit stops. A roundabout is proposed at the intersection with CTH PD. Other funding is from the City of Verona.

**CTH M - Mid Town Rd Area**Project No. **19** Acct. No. 810543

GO \$ 1,000,000  
 Other 0  
\$ 1,000,000

Limits - 2,500 feet north of CTH PD to 1,000 feet south of Valley View Road:  
 Construction Year - 2016.

Right of Way Acquisition - 2015

Funding - Federal, Dane County, and City of Madison.

This project will reconstruct CTH M and will serve all modes of transportation including vehicular, transit, bikes, and pedestrians. The proposed project is to construct a divided roadway with bike lanes and an urban cross section to meet current and future traffic demands. A parallel bike path is envisioned along with locations for transit stops. A conventional signalized intersection is proposed at the intersection with Mid Town Road.

**CTH M - CTH S Intersection**Project No. **20** Acct. No. 810543

GO \$ 2,000,000  
 Other 0  
\$ 2,000,000

Limits - CTH M/Junction Rd: Valley View Road to the Isaac Drive,  
 CTH S/Mineral Point Rd: Pleasant View Road to Beltline:  
 Construction Year - 2012-14.

Funding - Federal (\$14,500,000), Dane County (\$2,000,000) & City of Madison.

The proposed project is to reconstruct portions of CTH S and CTH M (Mineral Point Road and Junction Road) to meet the present traffic needs and future projected traffic volume. The project will accommodate all modes of transportation including pedestrians, bikes, transit and motor vehicles. The proposed plan includes a grade separated intersection where both CTH S and CTH M continue to function as urban arterial streets. \$2,000,000 of GO is reauthorized from 2013 Budget.

**Gammon Road**Project No. **21** Acct. No. 810571

GO \$ 0  
 Other 0  
\$ 0

Limits - Mineral Point Road to Seybold Road:  
 Construction Year - 2015.

Funding - City of Madison.

Description - This project will replace the existing concrete pavement. Severe deterioration has taken place at the joints in the concrete pavement, which was constructed in 1970.

**High Point Road, South**Project No. **22** Acct. No. 810356

GO \$ 0  
 Other 0  
\$ 0

Limits - Bridge over the Beltline Highway:  
 Construction Year - 2016.

Funding - Federal, State, and City of Madison.

Description - This project will replace the existing bridge with a new four lane bridge to match the existing roadway cross section both north and south of the bridge. This project will also accommodate the extension of the West Towne Bike Path, a bike path running along the Beltline Highway and looping up and over High Point Road. A wide sidewalk on High Point Road is proposed to accommodate the off-road path over the bridge.



**Hoepker Road**Project No. **23** Acct. No. 810571

GO \$ 0  
 Other 0  
\$ 0

Limits - US 51 to Interstate 39/90/94  
 Construction Year - 2020.  
 Funding - Federal and City of Madison.  
 Description - This project will reconstruct the existing roadway as a four lane urban boulevard with bike lanes and sidewalks.

**Hoepker Road Bridge**Project No. **24** Fund No. 810571

GO \$ 0  
 Other 0  
\$ 0

Limits - Bridge over the I39/90/94:  
 Construction Year - 2016.  
 Right of Way Acquisition - 2015.  
 Funding - State and City of Madison.  
 Description - This project will replace the existing bridge with a new four lane bridge with bike lanes and sidewalks.

**Johnson Street, East**Project No. **25** Acct. No. 810571

GO \$ 2,438,000  
 Other 4,662,000  
\$ 7,100,000

Phase 1 Limits - Butler Street to Baldwin Street: Construction Year - 2014  
 Phase 2 Limits - Baldwin Street to First Street: Construction Year - 2018  
 Funding - Federal and City of Madison. TIF Funding in 2014 is from TID 32.  
 Description - This project will reconstruct East Johnson Street. Other funding is from Federal sources (\$2,900,000), special assessments (\$240,000), and TD #32 cash (\$1,522,000).

**Johnson Street / Henry Street**Project No. **26** Fund No. 810571

GO \$ 0  
 Other 541,200  
\$ 541,200

This project involves the reconstruction of portions of Johnson Street (Broom St. to Carroll St.) and Henry Street (Dayton St. to State St.) pursuant to the adopted State Street Design Project Plan.  
 Plan includes new pedestrian lighting, sidewalk replacement, street light replacement, new trees, benches & bike racks.  
 Funding: TID 32 and Special Assessments  
 Construction Year: 2014

**King Street and Main Street**Project No. **27** Acct. No. 810571

GO \$ 0  
 Other 1,080,000  
\$ 1,080,000

Limits - King St. from E. Main to E. Doty, E. Main St. from S. Pinckney St. to S. Webster St. Construction Year - 2014.  
 Funding - City of Madison. TIF Funding is from TID 32.  
 Description - This project will reconstruct the roadway. New pedestrian lighting will be installed. Street lighting will be replaced. Pedestrian bump outs will be added to improve pedestrian accessibility. Sidewalk will be replaced as necessary. This project was included in the 2013 CIP as project #37 Outer Loop Southeast.

**S Livingston RR Crossing Closure**Project No. **28** Acct. No. 810571

GO \$ 20,000  
 Other 180,000  
\$ 200,000

The State of Wisconsin Office of the Commissioner of Railroads has ordered the closure of the street-rail crossing at Livingston Street. As part of the order, the City of Madison must administer a construction project to remove the street crossing and construct street, bike path and sidewalk changes as necessary. The City of Madison is responsible for 10% of the project cost. The railroad company, Wisconsin & Southern Railroad, is responsible for 90% of the project cost. Construction Year - 2014. \$20,000 of GO and \$180,000 of railroad funding is reauthorized from the 2013 Budget.

**Maple Grove Road**

Project No. **29** Acct. No. 810571

GO \$ 0  
Other 0  
\$ 0

Limits - McKee Road to East Pass.  
Construction Year - 2016.  
Right of Way Acquisition - 2015.  
Funding - City of Madison.

Description - This project will make modifications to the southbound lanes at the intersection of McKee Rd. and Maple Grove Rd. to carry two southbound lanes through the intersection and also make modifications at the intersection of Maple Grove Rd. and East Pass to allow for a southbound right turn lane onto East Pass.

**McKee Rd (CTH PD)**

Project No. **30** Acct. No. 810543

GO \$ 410,000  
Other 410,000  
\$ 820,000

Limits - 1,000' East of CTH M to Maple Grove Road:  
Construction Year - 2017.  
Design - 2014.  
Right of Way Acquisition - 2016.

Funding - City of Madison, Dane County, and Federal.  
Description - The existing two lane rural roadway will be reconstructed to a four lane roadway with bike lanes and sidewalks. An urban cross section with curb, gutter, and storm sewer is proposed. Street lighting is included in the project. Other funding is from County sources.

**McKenna Blvd**

Project No. **31** Acct. No. 810571

GO \$ 0  
Other 0  
\$ 0

Limits - Gammon Lane to Hammersley Road.  
Construction Year - 2019.  
Funding - City of Madison.

Description - This project will reconstruct southbound lanes to allow for construction of a median to assist pedestrian crossings and left turn lanes into Elver Park.

**Midvale Blvd / Mineral Point Int.**

Project No. **32** Acct. No. 810571

GO \$ 18,000  
Other 72,000  
\$ 90,000

Limits - Midvale Boulevard & Mineral Point Road Intersection.  
Construction Year - 2015.  
Funding: Federal and City of Madison.

Description - This project will reconstruct the intersection and provide left turn lanes for east and west bound travelling vehicles on Mineral Point Road. The project has received Federal HSIP funds. Other funding is from Federal sources.

**Milwaukee St. Bridge at Starkweather**

Project No. **33** Acct. No. 810356

GO \$ 270,000  
Other 0  
\$ 270,000

Limits - Fair Oaks Avenue Intersection and the Starkweather Creek Bridge.  
Construction Year - 2016.  
Funding - Federal and City of Madison.

Description - This project will reconstruct the Starkweather Creek Bridge and make improvements to the intersection of Fair Oaks Avenue and Milwaukee Street.

**Monroe Street**

Project No. **34** Acct. No. 810571

GO \$ 0  
Other 0  
\$ 0

Limits -  
Phase 1: Leonard Street to Regent Street, Construction Year - 2016.  
Phase 2: Odana Road to Leonard Street, Construction Year - 2017.

Description - This project will resurface Monroe Street from Odana Road to Leonard Street and reconstruct Monroe Street from Leonard Street to Regent Street.

**Old Middleton Roundabouts**

Project No. **35** Acct. No. 810571

GO \$ 0  
Other 0  
\$ 0

Limits - Old Sauk Road and Rosa Road.  
Construction Year - 2017.  
Funding - City of Madison.

Description - This project will reconstruct the existing roadway and install two roundabouts, one at the intersection of Old Middleton & Rosa and another at the intersection of Old Middleton & Old Sauk.

**Outer Capitol Loop Southeast**

Project No. **36** Acct. No. 810571

GO \$ 0  
Other 0  
\$ 0

Limits - E. Doty from M.L.K. Jr. Blvd. to S. Webster, S. Pinckney St. from E. Doty to E. Wilson. Construction Year - 2016.  
Funding - City of Madison. TIF Funding is from TID 25.

Description - This project will reconstruct the roadway. New pedestrian lighting will be installed. Street lighting will be replaced. Bike lanes will be added to the roadway. Pedestrian bump outs will be added to improve pedestrian accessibility. Sidewalk will be replaced as necessary.

**Park Street, South**

Project No. **37** Acct. No. 810358

GO \$ 0  
Other 0  
\$ 0

Phase 1 Limits - Badger Road to the Union Pacific RR (TID 38) and Olin Avenue to West Washington Avenue.  
Construction Year - 2019.  
Funding - City of Madison.

Description - Repair deteriorated pavement joints.  
Phase 2 Limits - RR to Olin Avenue.  
Construction Year - 2020.  
Description - Pavement Replacement.

**Reiner Road**

Project No. **38** Acct. No. 810358

GO \$ 0  
Other 0  
\$ 0

Limits - Reiner Road - 2,000' north of CTH TT north to City limits.  
Construction Year - 2020.  
Funding - City of Madison and Town of Burke.

Description - This project will make interim improvements to portions of Reiner Road. Those improvements generally consist of resurfacing with widening for space for bike lanes where feasible.

**Royster Clark Development**

Project No. **39** Acct. No. 810751

GO \$ 1,106,000  
Other 1,622,000  
\$ 2,728,000

This project includes building the street and sidewalk infrastructure required for the Royster Clark Development. Included are 3,200' of new public street and 1300' of reconstruction on the north side of Cottage Grove Road. Cottage Grove Road will be improved to include bike lanes in both directions, grassed median, left turn lanes and a parking lane on the north side. The project assumes the creation of a TID. Construction Years 2014-2015. Other funding is from special assessments. \$1,106,000 of GO and \$1,574,000 of special assessments are reauthorized from the 2013 Budget.

**South Street**

Project No. **40** Acct. No. 810571

GO \$ 0  
Other 0  
\$ 0

Limits - Existing South Street to Park Street.  
Construction Year - 2016.  
Funding - TID 42.

Description - This project will construct a new street in accordance with the adopted South Madison Neighborhood Plan.

**South Point Road**Project No. **41** Acct. No. 810571

GO \$ 1,000,000  
 Other 220,000  
\$ 1,220,000

Limits - 2,600' N of Valley View Road to Valley View Road.

Construction Year - 2014.

Funding - City of Madison.

Description - The existing pavement is in poor condition. This project will reconstruct the existing roadway. Bike lanes, Street Lighting and sidewalk will be added to the cross section. Other funding is from special assessments.

**Sprecher Road**Project No. **42** Acct. No. 810571

GO \$ 0  
 Other 0  
\$ 0

Limits - Buckeye Road to Sharpsburg Drive.

Construction Year - 2019.

Real Estate - 2018.

Funding - City of Madison and Federal.

Description - This project will construct a new street which will become the major arterial roadway, on a new alignment located east of the present alignment. The existing roadway will become a neighborhood collector street.

**Stoughton Rd / Voges Rd Intersection**Project No. **43** Acct. No. 810571

GO \$ 100,000  
 Other 100,000  
\$ 200,000

Limits - Intersection of Stoughton Road and Voges Road.

Construction Year - 2014.

Funding - City of Madison.

This project includes an extension of the left turn lane from southbound Stoughton Road to Voges Road. The project is a requirement by the Wisconsin Department of Transportation as a condition of approval for the Genesis Plat. This project will provide a safe left turn movement for southbound Stoughton Rd. traffic turning left to Voges Rd. \$100,000 GO and \$100,000 of assessments are reauthorized from the 2013 Budget.

**Washington Ave., East Corridor Maint.**Project No. **44** Acct. No. 810571

GO \$ 110,000  
 Other 0  
\$ 110,000

Funding - City of Madison.

Description - This project will provide corridor maintenance for medians, plantings, and crosswalks.

**Washington Ave., West**Project No. **45** Acct. No. 810571

GO \$ 0  
 Other 0  
\$ 0

Limits - Regent Street to Bedford Street.

Construction Year - 2015.

Funding - City of Madison.

Description - This project will replace the existing concrete pavement.

**Winnebago - Atwood to Bashford**Project No. **46** Acct. No. 810571

GO \$ 0  
 Other 0  
\$ 0

Limits - Atwood Avenue to Bashford Avenue.

Construction Year - 2020.

Funding - City of Madison (TID 37).

Description - This project will reconstruct the existing roadway which is in poor condition. Project includes new pavement, new curb & gutter, street lighting and sidewalk replacement as necessary. The sewer is failing and needs replacement.

**Winnebago - Yahara R. to Atwood Ave.** Project No. **47** Acct. No. 810571

GO \$ 0  
Other 0  
\$ 0

Limits - Yahara River to First Street.  
Construction Year - 2020.  
Funding - City of Madison (TID 37) and Assessments.  
Description - This project will reconstruct Winnebago Street from the Yahara River to Atwood Avenue. Options under consideration include reconstructing the roadway to match the existing geometrics and converting Winnebago Street to a two way street.

**Jeffy Trail** Project No. **48** Acct. No. 810571

GO \$ 0  
Other 0  
\$ 0

Limits - South End to Raymond Road.  
Construction Year - 2019.  
Funding - City of Madison and Assessments.  
Description - This project will extend Jeffy Trail from the existing South end to Raymond Road.

**Wilson St. / Williamson St.** Project No. **49** Acct. No. 810571

GO \$ 0  
Other 0  
\$ 0

Limits - S. Franklin St. to S. Blount St.  
Construction Year - 2018.  
Description - The proposed project will replace the existing pavement, and replace sidewalk as necessary.

**Darbo Webb Connection** Project No. **50** Acct. No. 810571

GO \$ 0  
Other 0  
\$ 0

Limits - Darbo Dr. to Webb Ave.  
Construction Year - 2018.  
Funding - GO.  
Description - This project will construct a new street in accordance with the adopted Schenk Atwood Starkweather Worthington Park Neighborhood Plan

**McKee Road West (CTH PD)** Project No. **51** Acct. No. 810543

GO \$ 0  
Other 0  
\$ 0

Limits - 1000' East of Nine Mound Road to CTH M:  
Construction Year - 2018.  
Design - 2015.  
Right of Way Acquisition - 2017.  
Funding - City of Madison, City of Verona, Dane County, and Federal.  
Description - The existing two lane rural roadway will be reconstructed to a four lane roadway with bike lanes and sidewalks. An urban cross section with curb, gutter, and storm sewer is proposed. Street lighting is included in the project. An off -street Bike Path is included in the project.

**2014  
Capital Budget  
Summary**

**Agency Name: Engineering - Major Streets**

**Agency Number: 53M**

Project Name	Agency Request	Executive	Executive		
			G.O. Debt	Other Funding	Total
1 Rural to Urban Streets	\$ 1,653,000	\$ 2,718,000	\$ 1,367,000	\$ 1,351,000	\$ 2,718,000
2 Reconstruction Streets	4,815,000	4,815,000	4,000,000	815,000	4,815,000
3 Bridge Repair & Replacement	120,000	120,000	120,000	0	120,000
4 Railroad Crossings & Quiet Zones	950,000	950,000	225,000	725,000	950,000
5 Pavement Management	5,200,000	5,200,000	5,000,000	200,000	5,200,000
6 Curb Repair with Resurfacing	2,000,000	2,000,000	1,000,000	1,000,000	2,000,000
7 Resurfacing Arterial Streets	3,650,000	3,650,000	3,650,000	0	3,650,000
8 Neighborhood Traffic Management	100,000	100,000	100,000	0	100,000
9 Pedestrian Impr on Major Streets	180,000	180,000	180,000	0	180,000
10 Anderson Street	0	0	0	0	0
11 Atwood Ave.	0	0	0	0	0
12 Blair Street	0	0	0	0	0
13 Buckeye Road	0	0	0	0	0
14 Capital Square Pavement Replace.	0	0	0	0	0
15 Cedar Street	0	0	0	0	0
16 Cottage Grove Road	510,000	567,500	363,500	204,000	567,500
17 Cottage Grove Road Bridge	0	0	0	0	0
18 CTH M - CTH PD Area	4,500,000	4,500,000	2,250,000	2,250,000	4,500,000
19 CTH M - Mid Town Rd Area	1,000,000	1,000,000	1,000,000	0	1,000,000
20 CTH M - CTH S Intersection	2,000,000	2,000,000	2,000,000	0	2,000,000
21 Gammon Road	0	0	0	0	0
22 High Point Road, South	0	0	0	0	0
23 Hoepker Road	0	0	0	0	0
24 Hoepker Road Bridge	0	0	0	0	0
25 Johnson Street, East	7,100,000	7,100,000	2,438,000	4,662,000	7,100,000
26 Johnson Street / Henry Street	541,200	541,200	0	541,200	541,200
27 King Street and Main Street	1,080,000	1,080,000	0	1,080,000	1,080,000
28 S Livingston RR Crossing Closure	200,000	200,000	20,000	180,000	200,000
29 Maple Grove Road	0	0	0	0	0
30 McKee Rd (CTH PD)	820,000	820,000	410,000	410,000	820,000
31 McKenna Blvd	0	0	0	0	0
32 Midvale Blvd / Mineral Point Int.	90,000	90,000	18,000	72,000	90,000
33 Milwaukee St. Bridge at Starkweather	270,000	270,000	270,000	0	270,000
34 Monroe Street	0	0	0	0	0
35 Old Middleton Roundabouts	0	0	0	0	0
36 Outer Capitol Loop Southeast	0	0	0	0	0
37 Park Street, South	0	0	0	0	0
38 Reiner Road	1,190,000	0	0	0	0
39 Royster Clark Development	2,728,000	2,728,000	1,106,000	1,622,000	2,728,000
40 South Street	0	0	0	0	0
41 South Point Road	1,220,000	1,220,000	1,000,000	220,000	1,220,000
42 Sprecher Road	0	0	0	0	0
43 Stoughton Rd / Voges Rd Intersection	200,000	200,000	100,000	100,000	200,000
44 Washington Ave., East Corridor Maint.	110,000	110,000	110,000	0	110,000
45 Washington Ave., West	0	0	0	0	0

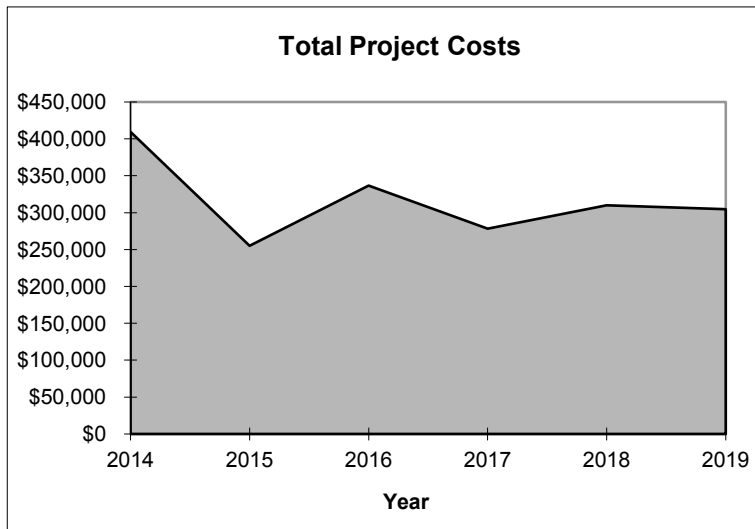
Project Name	Agency Request	Executive	Executive		
			G.O. Debt	Other Funding	Total
46 Winnebago - Atwood to Bashford	0	0	0	0	0
47 Winnebago - Yahara R. to Atwood Ave.	0	0	0	0	0
48 Jeffy Trail	0	0	0	0	0
49 Wilson St. / Williamson St.	0	0	0	0	0
50 Darbo Webb Connection	0	0	0	0	0
51 McKee Road West (CTH PD)	0	0	0	0	0
<b>Total</b>	<u>\$ 42,227,200</u>	<u>\$ 42,159,700</u>	<u>\$ 26,727,500</u>	<u>\$ 15,432,200</u>	<u>\$ 42,159,700</u>

**2014  
Capital Budget  
Capital Improvement Program**

Agency Name: **Engineering - Other Projects**

Agency Number: 530

Project Name	Capital Budget		Future Year Estimates			
	<u>2014</u>	<u>2015</u>	<u>2016</u>	<u>2017</u>	<u>2018</u>	<u>2019</u>
1 Public Bubblers	\$ 34,000	\$ 36,000	\$ 38,000	\$ 40,000	\$ 42,000	\$ 44,000
2 Right of Way Landscaping & Trees	125,000	131,000	138,000	145,000	152,000	170,000
3 Underground Storage Tanks	5,000	5,000	5,000	5,000	5,000	5,000
4 Waste Oil Collection Sites	20,000	30,000	20,000	30,000	0	10,000
5 Equipment & Vehicles (Landfill)	40,000	42,000	44,000	46,000	48,000	62,000
6 Engineering Services Building (Landfill)	10,500	11,100	11,700	12,300	13,000	13,700
7 Software for Construction Inspectors	175,000	0	0	0	0	0
8 Aerial Photo / Orthophotos	0	0	80,000	0	50,000	0
<b>Total</b>	<b>\$ 409,500</b>	<b>\$ 255,100</b>	<b>\$ 336,700</b>	<b>\$ 278,300</b>	<b>\$ 310,000</b>	<b>\$ 304,700</b>





**2014  
Capital Budget  
Expenditure Categories and Funding Sources**

Agency Name: **Engineering - Other Projects**

Agency No.: 530

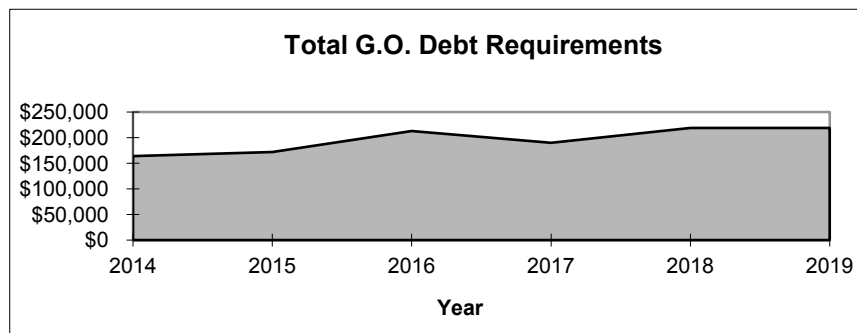
All Projects	Capital Budget	Future Year Estimates				
	2014	2015	2016	2017	2018	2019
<b>Expenditures:</b>						
Purchased Services	\$ 5,000	\$ 15,000	\$ 85,000	\$ 15,000	\$ 55,000	\$ 15,000
Materials & Supplies	0	0	0	0	0	0
Inter-Agency Charges	0	0	0	0	0	0
Loans	0	0	0	0	0	0
Professional Fees	0	0	0	0	0	0
Land & Land Improve	179,000	187,000	196,000	205,000	194,000	214,000
Building & Bldg Improve	10,500	11,100	11,700	12,300	13,000	13,700
Equipment and Vehicles	215,000	42,000	44,000	46,000	48,000	62,000
Other	0	0	0	0	0	0
<b>Total Project Costs</b>	<b>\$ 409,500</b>	<b>\$ 255,100</b>	<b>\$ 336,700</b>	<b>\$ 278,300</b>	<b>\$ 310,000</b>	<b>\$ 304,700</b>

<b>Funding Sources:</b>						
Federal Sources	\$ 0	\$ 0	\$ 0	\$ 0	\$ 0	\$ 0
State Sources	0	0	0	0	0	0
Impact Fees	0	0	0	0	0	0
Private Contributions	0	0	0	0	0	0
Revenue Bonds	0	0	0	0	0	0
Special Assessments	0	0	0	0	0	0
TIF Cash	0	0	0	0	0	0
County Sources	0	0	0	0	0	0
Reserves Applied	0	0	0	0	0	0
Other	245,500	83,100	123,700	88,300	91,000	85,700
<b>Total Other Sources</b>	<b>\$ 245,500</b>	<b>\$ 83,100</b>	<b>\$ 123,700</b>	<b>\$ 88,300</b>	<b>\$ 91,000</b>	<b>\$ 85,700</b>

G.O. General Fund	\$ 164,000	\$ 172,000	\$ 213,000	\$ 190,000	\$ 219,000	\$ 219,000
G.O. Non-General Fund	0	0	0	0	0	0
<b>Total G.O. Debt</b>	<b>\$ 164,000</b>	<b>\$ 172,000</b>	<b>\$ 213,000</b>	<b>\$ 190,000</b>	<b>\$ 219,000</b>	<b>\$ 219,000</b>

**Estimated Annual Debt Service**

G.O. General Fund	\$ 21,320	\$ 22,360	\$ 27,690	\$ 24,700	\$ 28,470	\$ 28,470
G.O. Non-General Fund	\$ 0	\$ 0	\$ 0	\$ 0	\$ 0	\$ 0



**Capital Budget**

**Engineering - Other Projects**

**Public Bubblers** Project No. 1 Acct. No. 810509

GO \$ 34,000  
Other 0  
\$ 34,000

This item adds public drinking fountains in requested areas and as approved by the Parks Department. City Engineering prepares a design, contracts for construction, and administers the construction. Each installation costs up to \$25,000, depending on the site, and includes the fountain fixture. Locations may be in Parks, along bikeways, or within right-of-ways, strategically chosen to optimize usage and benefit. This budget will accommodate one drinking fountain; however, two may be possible depending on site specifics. A priority list will be established by the City Engineering and Parks Departments. \$25,000 in GO Proceeds is reauthorized from 2013.

**Right of Way Landscaping & Trees** Project No. 2 Acct. No. 810377

GO \$ 125,000  
Other 0  
\$ 125,000

This project is intended to landscape boulevards and other areas within existing rights of way with a goal of reducing the impact of hard surfaces and infiltrating stormwater. The funds are used to replace existing landscaping where needed or to add new landscaping. The projects are coordinated with the efforts of neighborhood associations. Projects in which the neighborhood has agreed to provide maintenance assistance have priority. This project also installs or replaces trees and tree grates on arterial and collector streets where there is limited space for the pedestrian users and the streetscape.

**Underground Storage Tanks** Project No. 3 Acct. No. 810374

GO \$ 5,000  
Other 0  
\$ 5,000

This project provides funding for the State-mandated removal and cleanup of underground storage tanks. The program covers all tanks owned by the City. This work involves the removal of underground tanks, soil testing, remediation of contaminated soils, consultant fees, installation of treatment systems, and tank integrity testing. The City currently has no known sites but should the need arise, this item would be used. A portion of these costs may be eligible for reimbursement through the State's PECFA Program. \$5,000 in GO Proceeds is reauthorized from 2013.

**Waste Oil Collection Sites** Project No. 4 Acct. No. 810672

GO \$ 0  
Other 20,000  
\$ 20,000

This project provides funding for the necessary improvements to the City's four Public Waste Oil Collection Facilities. Funding in 2014 will be used to replace existing collection tanks with a dual tank system. Dual tanks greatly simplify operations for collection as one tank can be locked out for contamination testing while the other tank remains open. The replacement tanks would also allow for proper entry to decontaminate in the event of PCB contamination. Funding comes from the revenue received from the sale of used oil.

**Equipment & Vehicles (Landfill)** Project No. 5 Acct. No. 810323

GO \$ 0  
Other 40,000  
\$ 40,000

This item is for the replacement of existing vehicles and equipment that have exceeded their useful life and for the addition of new vehicles and equipment used to monitor, maintain, repair and improve the City's closed landfill facilities. The vehicle scheduled for purchase in 2014 is a vactor. Funding is provided from Landfill Remediation Fees and the amount shown represents only a portion of the total cost of the equipment. \$40,000 in funding from Landfill Revenue is reauthorized from 2013.

**Engineering Services Building (Landfill)** Project No. **6** Acct. No. 810648

GO \$ 0  
Other 10,500  
\$ 10,500

This project is for replacement of existing mechanical equipment at the Engineering Services Building that has outlived its useful life and additions/upgrades to the facility. This represents only the Landfill portion of costs. Funding is provided from Landfill Remediation Fees.

**Software for Construction Inspectors** Project No. **7** Acct. No. 810752

GO \$ 0  
Other 175,000  
\$ 175,000

This project will purchase hardware and software that will interface with the InRoads software used to create infrastructure design drawings (streets, storm sewer, sanitary sewer and water distribution) and will enable city construction inspectors to take digital CAD construction plans into the field. The software will track field changes to the construction plans and will capture as-built quantities. The information collected in the field will be used to update the infrastructure mapping in GIS and as the basis for partial payments to contractors. This software will require the construction inspectors to have GPS-enabled touch screen field devices. Other funding is from a direct appropriation to capital.

**Aerial Photo / Orthophotos** Project No. **8** Acct. No. 810650

GO \$ 0  
Other 0  
\$ 0

This project is for updating the City's GIS base mapping of the aerial photography for the City and nearby adjacent areas that the City may eventually expand into. These orthophotos provide a more current view of existing conditions and contours at two-foot intervals. The information is useful to the City's utilities for daily operations and planning. The information is also valuable to many other City agencies. Updates are planned for 2016, 2018, and 2020. The 2016 update will also include LIDAR update as the information is more than 10 years old. The project is funded 40% General Fund; 20% Storm Water Utility; 20% Sewer Utility; 20% Water Utility.

**2014  
Capital Budget  
Summary**

**Agency Name: Engineering - Other Projects**

**Agency Number: 530**

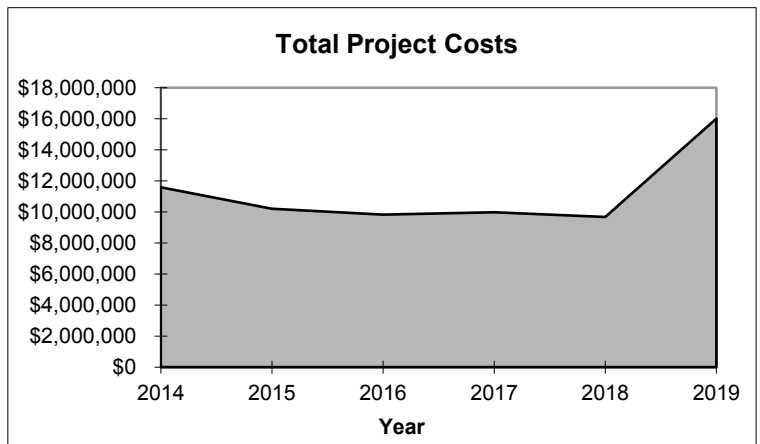
Project Name	Agency Request	Executive	Executive		
			G.O. Debt	Other Funding	Total
1 Public Bubblers	\$ 34,000	\$ 34,000	\$ 34,000	\$ 0	\$ 34,000
2 Right of Way Landscaping & Trees	125,000	125,000	125,000	0	125,000
3 Underground Storage Tanks	5,000	5,000	5,000	0	5,000
4 Waste Oil Collection Sites	20,000	20,000	0	20,000	20,000
5 Equipment & Vehicles (Landfill)	40,000	40,000	0	40,000	40,000
6 Engineering Services Building (Landfill)	10,500	10,500	0	10,500	10,500
7 Software for Construction Inspectors	25,000	175,000	0	175,000	175,000
8 Aerial Photo / Orthophotos	0	0	0	0	0
<b>Total</b>	<u>\$ 259,500</u>	<u>\$ 409,500</u>	<u>\$ 164,000</u>	<u>\$ 245,500</u>	<u>\$ 409,500</u>

**2014  
Capital Budget  
Capital Improvement Program**

**Agency Name: Stormwater Utility**

**Agency Number: 56**

Project Name	Capital Budget	Future Year Estimates				
	2014	2015	2016	2017	2018	2019
1 Storm Sewer with Streets Projects	\$ 4,620,500	\$ 3,300,000	\$ 3,330,000	\$ 3,500,000	\$ 3,600,000	\$ 3,800,000
2 Greenway Improvements	779,000	850,000	875,000	900,000	550,000	900,000
3 Stormwater Basins	455,000	525,000	300,000	285,000	285,000	450,000
4 Urban Best Management Practices	623,800	350,000	360,000	370,000	375,000	380,000
5 Storm Box Replacement	270,000	210,000	215,000	220,000	230,000	250,000
6 Major Roadway Culvert Crossings	0	115,000	120,000	130,000	140,000	150,000
7 Backyard Drainage Problems	0	95,000	95,000	95,000	95,000	95,000
8 Shorelines	0	350,000	280,000	275,000	275,000	275,000
9 Local (Public) Drainage Problems	0	125,000	125,000	125,000	125,000	125,000
10 Lower Badger Mill Creek	0	0	1,000,000	1,000,000	1,000,000	1,000,000
11 Upper Bager Mill Creek Watershed	0	0	0	0	0	0
12 Inter-Municipal Stormwater Mgmt.	750,000	1,000,000	575,000	575,000	575,000	575,000
13 Wingra Creek Corridor	1,090,000	225,000	150,000	25,000	25,000	25,000
14 Willow Creek Storm Sewer	0	0	0	0	150,000	5,500,000
15 Starkweather Creek Watershed	308,500	315,000	215,000	315,000	215,000	225,000
16 Street Cleaning Equipment	250,000	250,000	250,000	250,000	250,000	250,000
17 1000 Rain Gardens	80,000	80,000	80,000	80,000	80,000	80,000
18 Warning Sirens	25,000	25,000	25,000	25,000	25,000	25,000
19 Dredging Projects	0	275,000	375,000	375,000	275,000	275,000
20 Equipment and Vehicles	331,600	385,000	405,000	425,000	450,000	475,000
21 ESB Replacements, Imp. & Additions	786,500	33,100	34,700	36,500	38,300	40,000
22 Lake Wingra Watershed Mgmt.	125,000	25,000	25,000	0	0	0
23 Madison Beaches-Water Quality Mgmt.	0	350,000	55,000	60,000	65,000	65,000
24 Stormwater Imp. on Str. (Waterways)	200,000	220,000	225,000	250,000	250,000	250,000
25 TMDL Compliance	415,000	1,050,000	660,000	610,000	550,000	550,000
26 Stormwater Impr. Developing Areas	50,000	50,000	50,000	50,000	50,000	50,000
27 Royster Clark Redevelopment	425,000	0	0	0	0	0
28 Cured Place Pipe Lining Storm Sewer	0	0	0	0	0	200,000
<b>Total</b>	<b>\$11,584,900</b>	<b>\$10,203,100</b>	<b>\$ 9,824,700</b>	<b>\$ 9,976,500</b>	<b>\$ 9,673,300</b>	<b>\$16,010,000</b>



**2014  
Capital Budget  
Expenditure Categories and Funding Sources**

Agency Name: **Stormwater Utility**

Agency No.: 56

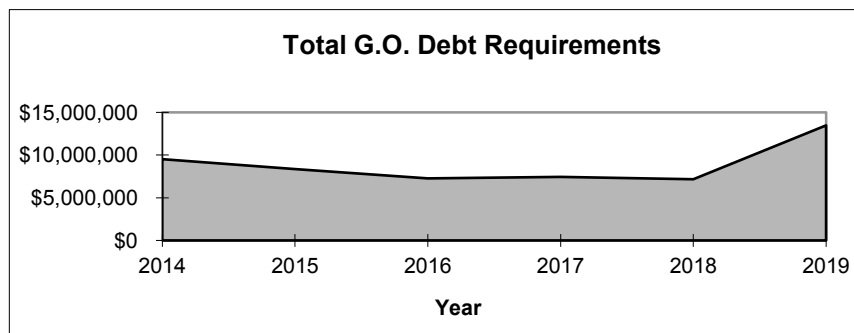
All Projects	Capital Budget	Future Year Estimates				
	2014	2015	2016	2017	2018	2019
<b>Expenditures:</b>						
Purchased Services	\$ 340,000	\$ 225,000	\$ 585,000	\$ 610,000	\$ 550,000	\$ 550,000
Materials & Supplies	0	0	0	0	0	0
Inter-Agency Charges	0	0	0	0	0	0
Loans	0	0	0	0	0	0
Professional Fees	0	0	0	0	0	0
Land & Land Improve	9,396,800	8,760,000	8,225,000	8,345,000	8,075,000	14,220,000
Building & Bldg Improve	350,000	550,000	325,000	310,000	310,000	475,000
Equipment and Vehicles	1,368,100	668,100	689,700	711,500	738,300	765,000
Other	130,000	0	0	0	0	0
<b>Total Project Costs</b>	<b>\$ 11,584,900</b>	<b>\$ 10,203,100</b>	<b>\$ 9,824,700</b>	<b>\$ 9,976,500</b>	<b>\$ 9,673,300</b>	<b>\$ 16,010,000</b>

<b>Funding Sources:</b>						
Federal Sources	\$ 0	\$ 0	\$ 0	\$ 0	\$ 0	\$ 0
State Sources	0	0	0	0	0	0
Impact Fees	0	0	720,000	720,000	720,000	720,000
Private Contributions	0	0	0	0	0	0
Revenue Bonds	0	0	0	0	0	0
Special Assessments	475,000	75,000	75,000	75,000	75,000	75,000
TIF Cash	0	0	0	0	0	0
County Sources	205,000	200,000	0	0	0	0
Reserves Applied	1,363,100	1,548,100	1,739,700	1,716,500	1,688,300	1,715,000
Other	20,000	20,000	20,000	20,000	20,000	20,000
<b>Total Other Sources</b>	<b>\$ 2,063,100</b>	<b>\$ 1,843,100</b>	<b>\$ 2,554,700</b>	<b>\$ 2,531,500</b>	<b>\$ 2,503,300</b>	<b>\$ 2,530,000</b>

G.O. General Fund	\$ 0	\$ 0	\$ 0	\$ 0	\$ 0	\$ 0
G.O. Non-General Fund	9,521,800	8,360,000	7,270,000	7,445,000	7,170,000	13,480,000
<b>Total G.O. Debt</b>	<b>\$ 9,521,800</b>	<b>\$ 8,360,000</b>	<b>\$ 7,270,000</b>	<b>\$ 7,445,000</b>	<b>\$ 7,170,000</b>	<b>\$ 13,480,000</b>

**Estimated Annual Debt Service**

G.O. General Fund	\$ 0	\$ 0	\$ 0	\$ 0	\$ 0	\$ 0
G.O. Non-General Fund	\$ 1,237,834	\$ 1,086,800	\$ 945,100	\$ 967,850	\$ 932,100	\$ 1,752,400



**Capital Budget**

**Stormwater Utility**

**Storm Sewer with Streets Projects**      Project No.    **1**      Acct. No.    810381

GO    \$    4,620,500  
Other              0  
      \$    4,620,500

This is a continuing program to provide mainline storm sewer improvements, replacements, and rehabilitation in conjunction with City streets being reconstructed and resurfaced. Additionally, this project consists of installing storm sewer to serve streets being improved with curb and gutter and asphaltic pavement. A portion of these funds are also used to install cured-in-place pipe lining technology on storm sewers where appropriate outside the limits of street reconstruction projects. General Obligation debt includes \$705,500 reauthorized from 2013.

**Greenway Improvements**      Project No.    **2**      Acct. No.    810382

GO    \$     779,000  
Other              0  
      \$     779,000

This project will rehabilitate and repair drainage channels or greenways that are used to transport stormwater runoff. The project includes construction, restoration, landscaping and occasional land acquisition. Projects planned for design and construction in 2014 include the Warner Park Cunette System and the Woodman's East Cunette System. This project also includes an annual restoration/landscaping contract which makes needed repairs to open drainage ways and removes distressed trees or problem trees within the greenway system.

**Stormwater Basins**      Project No.    **3**      Acct. No.    810384

GO    \$     325,000  
Other       130,000  
      \$     455,000

This project will repair stormwater detention and retention basins and create new basins to capture sediment. By removing sediment from stormwater prior to discharge to the water body, phosphorus and other pollutants are also captured. Stormwater basins are a cost effective way to remove sediment from stormwater. Specific projects in 2014 include construction of new ponds in existing greenway systems at Warner Park and at Woodman's East. Other funding is from Dane County grants.

**Urban Best Management Practices**      Project No.    **4**      Acct. No.    810551

GO    \$     623,800  
Other              0  
      \$     623,800

This project will construct stormwater devices which will enhance stormwater quality. These devices will remove sediment from the stormwater. By removing sediment prior to discharge to the water body, phosphorus and other pollutants are also captured. In addition, some of these devices can remove floating debris. These devices are normally installed in conjunction with street reconstruction and resurfacing projects and are targeted toward critical areas that drain directly to Lake Monona, Lake Mendota and Lake Wingra. General Obligation debt includes \$310,800 reauthorized from 2013.

**Storm Box Replacement**      Project No.    **5**      Acct. No.    810385

GO    \$     270,000  
Other              0  
      \$     270,000

This is a continuing program to systematically replace aged and failing storm sewer box culverts.

**Major Roadway Culvert Crossings** Project No. **6** Acct. No. 810386

GO \$ 0  
 Other 0  
\$ 0

This project will construct major (larger size) stormwater culvert crossings under roadways in areas of new development or in areas impacted by new development. When the crossing is entirely within a newly platted street, the City funds the proportion of the total project cost that can be attributed to a culvert end area in excess of 64 square feet. Actual expenditures are dependent on developments approved by the City.

**Backyard Drainage Problems** Project No. **7** Acct. No. 810387

GO \$ 0  
 Other 0  
\$ 0

This project is for solving drainage problems in existing areas. Potential projects have been identified at 1331 Everett Street, 214 Rethke, Gilbert at Russett backyards, and Brentwood Parkway neighborhood. Costs to solve problems are 100% paid for by the City for work within the pavement structure and 50% assessable for work behind the curb.

**Shorelines** Project No. **8** Acct. No. 810388

GO \$ 0  
 Other 0  
\$ 0

The Shoreline Improvement Program will make large-scale improvements to the public shoreline of lakes, creeks, and rivers. The annual action of lake ice requires periodic maintenance of shorelines. High lake levels have also exacerbated the erosion of the shorelines.

**Local (Public) Drainage Problems** Project No. **9** Acct. No. 810389

GO \$ 0  
 Other 0  
\$ 0

City Engineering maintains a database of drainage problems and schedules projects to resolve them on a priority basis. A proposed project for 2015 is an upgrade of the low point serving Cumberland Lane at Richard Street.

**Lower Badger Mill Creek** Project No. **10** Acct. No. 810550

GO \$ 0  
 Other 0  
\$ 0

This project provides for design, installation, and acquisition of lands to implement the regional stormwater management plan for the Lower Badger Mill Creek Watershed, as required by the Urban Service Boundary Permit. Development within this watershed is contingent upon implementation of this plan. Full implementation shall occur over five to ten years, and shall be primarily funded by impact fees to lands within the watershed, levied at the time of development and indexed for inflation. Approximately 12% of the cost associated with this is the responsibility of the Stormwater Utility with the remainder recovered via impact fees and/or assessments. The schedule for implementation may be revised depending on the rate at which development occurs in the area.

**Upper Bager Mill Creek Watershed** Project No. **11** Acct. No. 810391

GO \$ 0  
 Other 0  
\$ 0

This project is for survey, design, permitting, acquisition of lands, and construction of a regional stormwater management system consisting of greenways and retention ponds. No work is scheduled for 2014. Future work includes a new culvert crossing at Raymond Road, a new culvert crossing at CTH M, and a pond between Mid Town Road and Raymond Road. The Utility's portion of the cost of the work is estimated at 60%, since the existing development within the Watershed benefits from the improvements. The remaining costs will be recovered from impact fees and special assessments. There is no funding included in the Capital Improvement Program. Funding is dependent on the rate at which development occurs in the area.



**Inter-Municipal Stormwater Mgmt.** Project No. **12** Acct. No. 810392

GO \$ 750,000  
 Other 0  
\$ 750,000

This project is for the funding of cooperative projects with neighboring municipalities. The work is detailed in inter-governmental agreements, which establish the level of cost participation. This project will fund \$500,000 per year for stormwater management improvements within the Arboretum and within watersheds draining to the Arboretum. Project candidates for 2014 include a treatment device and shoreline stabilization of Willow Creek in cooperation with the UW Madison; work with Maple Bluff to extend storm sewer through Burrows Park; and creation of a maintenance agreement with the City of Middleton for a pond in their jurisdiction known as the "confluence pond - on Pheasant Branch Creek."

**Wingra Creek Corridor** Project No. **13** Acct. No. 810268

GO \$ 1,090,000  
 Other 0  
\$ 1,090,000

The Wingra Creek Corridor is in need of shoreline and embankment work to enhance stormwater conveyance and water quality, as well as provide a more enhanced corridor for public usage. Planning, design, and permitting began in 2003, with implementation phases proposed over several years. Previous phases from Fish Hatchery Road to the lower railroad bridge have been completed. Funding in 2014 includes the section from the lower railroad bridge through Quann Park to Olin Avenue. General Obligation debt includes \$415,000 reauthorized from 2013.

**Willow Creek Storm Sewer** Project No. **14** Acct. No. 810514

GO \$ 0  
 Other 0  
\$ 0

This is a continuing project to reduce stormwater flooding on the University Avenue corridor from Highland Avenue to Shorewood Boulevard. Previous phases have constructed the relief sewer from the outlet at the Willow Creek to the University Avenue and Grand Avenue intersection. Future phases will extend the sewer westerly along University Avenue to Shorewood Boulevard.

**Starkweather Creek Watershed** Project No. **15** Acct. No. 810394

GO \$ 308,500  
 Other 0  
\$ 308,500

This project will make improvements to the Starkweather Creek drainage basin, including ponds and channel restoration. The project planned for 2014 will reconstruct the East Towne Detention Basin. Future projects could include construction of a "stormwater park and treatment system" in conjunction with a Parks project on lands east of Fair Oaks Avenue, north of Milwaukee Street, south of STH 30 and west of Regas Road.

**Street Cleaning Equipment** Project No. **16** Acct. No. 810393

GO \$ 0  
 Other 250,000  
\$ 250,000

This project will replace existing street sweeping machines. Street sweepers require a high level of maintenance and are recommended for replacement on a five year cycle. Funding in 2014 is for the replacement of two mechanical street sweepers. Other funding is from the sale of the replaced units and \$25,000 in Utility Reserves is reauthorized from 2013.

**1000 Rain Gardens**Project No. **17** Acct. No. 810515

GO \$ 0  
 Other 80,000  
\$ 80,000

The City of Madison promotes the construction of public and private rain gardens. The focus is to install them in areas which drain directly to lakes without other significant methods of stormwater treatment. To date, over 130 rain gardens have been constructed in the public right of way, on both privately owned land and on land owned by the City. There are 512 private rain gardens registered with the City, and a total of 558 rain gardens. This item funds rain gardens on projects associated with street reconstruction and resurfacing projects. Residents are required to pay \$400 towards the cost of a terrace rain garden with the remainder, typically \$1,200, being funded by the Stormwater Utility.

**Warning Sirens**Project No. **18** Acct. No. 810485

GO \$ 0  
 Other 25,000  
\$ 25,000

This project funds major upgrades and expansion of the City's Emergency Warning Sirens. A long range plan has been developed to increase the range of the sirens and retiring the smaller sirens with limited range. Other funding is from Utility reserves.

**Dredging Projects**Project No. **19** Acct. No. 810673

GO \$ 0  
 Other 0  
\$ 0

This project dredges retention ponds and other stormwater features and includes the design, permitting, dredging and disposal of material. Projects planned for the future include the inlets to the Warner Park lagoons and Stricker's Pond.

**Equipment and Vehicles**Project No. **20** Acct. No. 810323

GO \$ 0  
 Other 331,600  
\$ 331,600

This project is for the replacement of existing vehicles and equipment that have exceeded their useful life and for the addition of new vehicles and equipment used to monitor, maintain, repair and improve the City's stormwater facilities. Vehicles scheduled for replacement in 2014 include one lead worker van (#2401) and a backhoe with attachments (#5911). New equipment includes a vactor, tandem dump truck, 1-ton dump truck, hot box with dump capability, compact tractor, mowing equipment, bobcat and bobcat attachments. This amount represents only the Stormwater Utility portion of cost. Other funding is from Utility reserves.

**ESB Replacements, Imp. & Additions**Project No. **21** Acct. No. 810648

GO \$ 755,000  
 Other 31,500  
\$ 786,500

This project is for the replacement of existing Engineering Service Building mechanical equipment that has outlived its useful life and additions/upgrades to the Engineering Service Building. General Obligation debt includes \$755,000 reauthorized from 2013. This amount represents only the Stormwater Utility portion of cost. Other funding is from Utility reserves.

**Lake Wingra Watershed Mgmt.**Project No. **22** Acct. No. 810674

GO \$ 0  
 Other 125,000  
\$ 125,000

This project will continue the work begun in 2013 working in cooperation with the Friends of Lake Wingra to develop and implement an integrated and comprehensive watershed management plan. This plan will guide future stormwater improvement projects by the Stormwater Utility or other agencies. Work also includes continuation of the work being done to model the affects of wind, waves, carp and new Total Suspended Solids (TSS) inputs to lake turbidity by the UW Madison Engineering Department. Other funding is from Utility reserves, of which \$75,000 is reauthorized from 2013.

**Madison Beaches-Water Quality Mgmt.** Project No. **23** Acct. No. 810676

GO \$ 0  
Other 0  
\$ 0

This project will continue the City's efforts to implement clean beaches that began as a pilot project in 2010. In 2013, a full enclosure with sand filter and UV treatment was installed at Bernie's Beach and deflectors were employed to isolate or move algae from the BB Clark, Olin, and Warner Park Beaches. In 2014, it is anticipated to reinstall all these devices and to continue testing. The results of testing to date have shown that the devices are working as expected. It is anticipated that the project will continue in subsequent years and possibly expand to Vilas Beach.

**Stormwater Imp. on Str. (Waterways)** Project No. **24** Fund No. 810753

GO \$ 0  
Other 200,000  
\$ 200,000

This project funds smaller drainage repair projects Citywide unrelated to street reconstruction projects. Other funding is from Utility reserves.

**TMDL Compliance** Project No. **25** Acct. No. 810754

GO \$ 0  
Other 415,000  
\$ 415,000

This project will fund the work with the Madison Metropolitan Sewerage District on the Adaptive Management Program as approved by the Common Council in 2012 as a means for Total Maximum Daily Load (TMDL) compliance. This project will also fund investigation of other methods of compliance with TMDL, including a leaf collection study (with the US Geological Survey and the Wisconsin Department of Natural Resources) and funding of a retrofit alum treatment system for existing urban stormwater treatment ponds. For 2014, the intention is to design an off-line alum treatment system at the confluence of Starkweather Creek, with construction in 2015. Other funding is from County resources and Utility reserves.

**Stormwater Impr. Developing Areas** Project No. **26** Fund No. 810755

GO \$ 0  
Other 50,000  
\$ 50,000

This project is for additions to the stormwater management system, typically storm sewer, in developing areas. Storm sewers and stormwater facilities in newly developing areas are 100% assessable.

**Royster Clark Redevelopment** Project No. **27** Acct. No. 810751

GO \$ 0  
Other 425,000  
\$ 425,000

This project funds the construction of the Royster Clark Redevelopment project. Costs of the construction are 100% assessable to the developer. Other funding of \$425,000 in special assessments is reauthorized from 2013.

**Cured Place Pipe Lining Storm Sewer** Project No. **28** Acct. No. NEW

GO \$ 0  
Other 0  
\$ 0

This project will use cured-in-place pipe lining technology to line storm sewer pipes which are outside the limits of street reconstruction or resurfacing projects to extend the service life of the pipe.

**2014  
Capital Budget  
Summary**

**Agency Name: Stormwater Utility**

**Agency Number: 56**

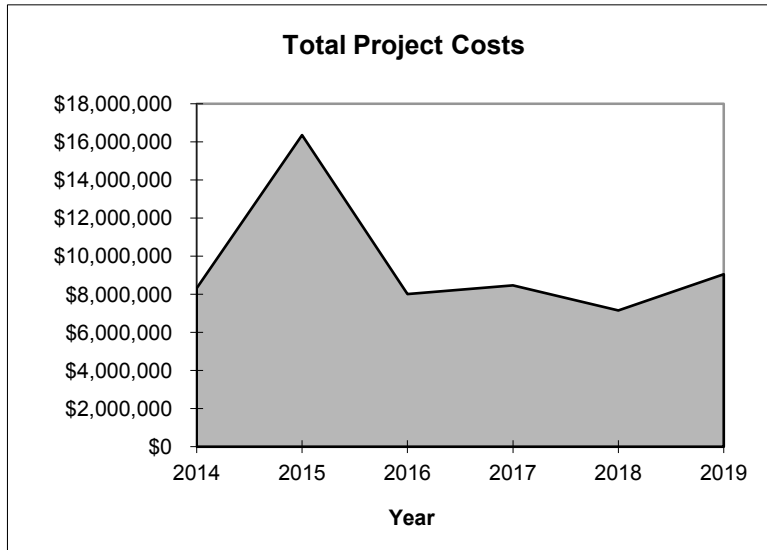
Project Name	Agency Request	Executive	Executive		
			G.O. Debt	Other Funding	Total
1 Storm Sewer with Streets Projects	\$ 3,915,000	\$ 4,620,500	\$ 4,620,500	\$ 0	\$ 4,620,500
2 Greenway Improvements	779,000	779,000	779,000	0	779,000
3 Stormwater Basins	455,000	455,000	325,000	130,000	455,000
4 Urban Best Management Practices	313,000	623,800	623,800	0	623,800
5 Storm Box Replacement	270,000	270,000	270,000	0	270,000
6 Major Roadway Culvert Crossings	0	0	0	0	0
7 Backyard Drainage Problems	0	0	0	0	0
8 Shorelines	0	0	0	0	0
9 Local (Public) Drainage Problems	0	0	0	0	0
10 Lower Badger Mill Creek	0	0	0	0	0
11 Upper Bager Mill Creek Watershed	0	0	0	0	0
12 Inter-Municipal Stormwater Mgmt.	750,000	750,000	750,000	0	750,000
13 Wingra Creek Corridor	675,000	1,090,000	1,090,000	0	1,090,000
14 Willow Creek Storm Sewer	0	0	0	0	0
15 Starkweather Creek Watershed	373,500	308,500	308,500	0	308,500
16 Street Cleaning Equipment	250,000	250,000	0	250,000	250,000
17 1000 Rain Gardens	80,000	80,000	0	80,000	80,000
18 Warning Sirens	55,000	25,000	0	25,000	25,000
19 Dredging Projects	0	0	0	0	0
20 Equipment and Vehicles	331,600	331,600	0	331,600	331,600
21 ESB Replacements, Imp. & Additions	31,500	786,500	755,000	31,500	786,500
22 Lake Wingra Watershed Mgmt.	125,000	125,000	0	125,000	125,000
23 Madison Beaches-Water Quality Mgmt.	0	0	0	0	0
24 Stormwater Imp. on Str. (Waterways)	200,000	200,000	0	200,000	200,000
25 TMDL Compliance	415,000	415,000	0	415,000	415,000
26 Stormwater Impr. Developing Areas	50,000	50,000	0	50,000	50,000
27 Royster Clark Redevelopment	425,000	425,000	0	425,000	425,000
28 Cured Place Pipe Lining Storm Sewer	0	0	0	0	0
<b>Total</b>	<b>\$ 9,493,600</b>	<b>\$ 11,584,900</b>	<b>\$ 9,521,800</b>	<b>\$ 2,063,100</b>	<b>\$ 11,584,900</b>

**2014  
Capital Budget  
Capital Improvement Program**

**Agency Name: Fleet Service**

**Agency Number: 55**

Project Name	Capital Budget	Future Year Estimates				
	<u>2014</u>	<u>2015</u>	<u>2016</u>	<u>2017</u>	<u>2018</u>	<u>2019</u>
1 Replace Equipment	\$ 6,000,000	\$ 6,000,000	\$ 6,000,000	\$ 6,000,000	\$ 6,000,000	\$ 6,000,000
2 Fire Equipment Replacement	1,320,401	1,488,000	2,011,043	2,467,000	1,151,370	2,701,000
3 GPS/AVL	0	0	0	0	0	275,000
4 Fire Maintenance Building/Design	235,000	2,115,000	0	0	0	0
6 Seal Coat Parking Lot 200 N First St	10,000	0	0	0	0	0
7 Fleet Service Relocation	750,000	6,750,000	0	0	0	0
8 Building Improvement	0	0	0	0	0	75,000
<b>Total</b>	<u>\$ 8,315,401</u>	<u>\$ 16,353,000</u>	<u>\$ 8,011,043</u>	<u>\$ 8,467,000</u>	<u>\$ 7,151,370</u>	<u>\$ 9,051,000</u>



**2014  
Capital Budget  
Expenditure Categories and Funding Sources**

Agency Name: **Fleet Service**

Agency No.: 55

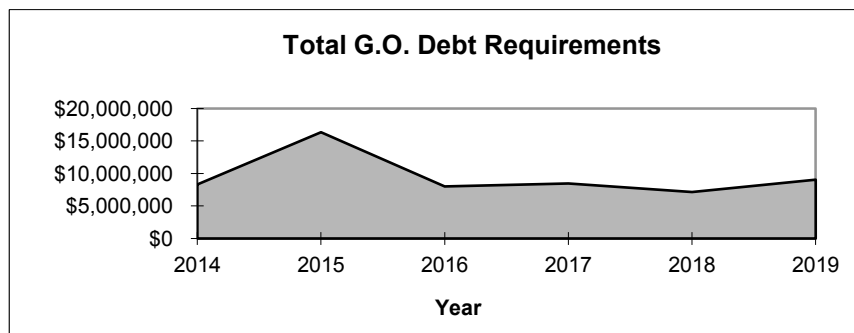
All Projects	Future Year Estimates					
	Capital Budget 2014	2015	2016	2017	2018	2019
<b>Expenditures:</b>						
Purchased Services	\$ 0	\$ 0	\$ 0	\$ 0	\$ 0	\$ 0
Materials & Supplies	0	0	0	0	0	0
Inter-Agency Charges	0	0	0	0	0	0
Loans	0	0	0	0	0	0
Professional Fees	0	0	0	0	0	0
Land & Land Improve	0	0	0	0	0	0
Building & Bldg Improve	995,000	8,865,000	0	0	0	75,000
Equipment and Vehicles	7,320,401	7,488,000	8,011,043	8,467,000	7,151,370	8,701,000
Other	0	0	0	0	0	275,000
<b>Total Project Costs</b>	<b>\$ 8,315,401</b>	<b>\$ 16,353,000</b>	<b>\$ 8,011,043</b>	<b>\$ 8,467,000</b>	<b>\$ 7,151,370</b>	<b>\$ 9,051,000</b>

<b>Funding Sources:</b>						
Federal Sources	\$ 0	\$ 0	\$ 0	\$ 0	\$ 0	\$ 0
State Sources	0	0	0	0	0	0
Impact Fees	0	0	0	0	0	0
Private Contributions	0	0	0	0	0	0
Revenue Bonds	0	0	0	0	0	0
Special Assessments	0	0	0	0	0	0
TIF Cash	0	0	0	0	0	0
County Sources	0	0	0	0	0	0
Reserves Applied	0	0	0	0	0	0
Other	0	0	0	0	0	0
<b>Total Other Sources</b>	<b>\$ 0</b>	<b>\$ 0</b>	<b>\$ 0</b>	<b>\$ 0</b>	<b>\$ 0</b>	<b>\$ 0</b>

G.O. General Fund	\$ 0	\$ 0	\$ 0	\$ 0	\$ 0	\$ 0
G.O. Non-General Fund	8,315,401	16,353,000	8,011,043	8,467,000	7,151,370	9,051,000
<b>Total G.O. Debt</b>	<b>\$ 8,315,401</b>	<b>\$ 16,353,000</b>	<b>\$ 8,011,043</b>	<b>\$ 8,467,000</b>	<b>\$ 7,151,370</b>	<b>\$ 9,051,000</b>

**Estimated Annual Debt Service**

G.O. General Fund	\$ 0	\$ 0	\$ 0	\$ 0	\$ 0	\$ 0
G.O. Non-General Fund	\$ 1,081,002	\$ 2,125,890	\$ 1,041,436	\$ 1,100,710	\$ 929,678	\$ 1,176,630



**Capital Budget**

**Fleet Service**

**Replace Equipment**

Project No. 1 Acct. No. 815506

GO \$ 6,000,000  
Other 0  
\$ 6,000,000

This is a continuing program. The original fleet equipment replacement policy was developed in the mid 1980's. Beginning in 2008, Fleet Service began an extensive evaluation of the fleet equipment replacement schedule. This evaluation included the likelihood of extending or shortening the expected life of some classifications of equipment. Fleet has developed a new formula that will better forecast the estimated replacement costs. This formula includes the anticipated engine and overall manufacturing price increases required to meet new EPA regulations, as well as the feasibility of purchasing equipment that will reduce fuel consumption and greenhouse gas emissions of the City's Fleet.

**Fire Equipment Replacement**

Project No. 2 Acct. No. 815506

GO \$ 1,320,401  
Other 0  
\$ 1,320,401

This project is scheduled to replace existing Fire vehicles in accordance with Fire Department replacement policy. Equipment planned for 2014 includes one ladder truck (\$902,353), two ambulances (\$278,730), one pickup truck (\$49,418), and one crew cab (\$89,900).

**GPS/AVL**

Project No. 3 Acct. No. 815506

GO \$ 0  
Other 0  
\$ 0

This is a project to install and utilize Automatic Vehicle Location, Global Positioning Systems in the Public Works fleet.

**Fire Maintenance Building/Design**

Project No. 4 Acct. No. 815506

GO \$ 235,000  
Other 0  
\$ 235,000

The current Fire maintenance facility is extremely small for the size and weight of the vehicles being serviced at the property. Fire engines and ladder trucks are challenging to maneuver into the building because of their size, and height limitations make raising the cab difficult. Safety is of utmost concern. A central city location is desired to reduce travel and response times.

**Seal Coat Parking Lot 200 N First St**

Project No. 6 Acct. No. 815506

GO \$ 10,000  
Other 0  
\$ 10,000

This project is scheduled to crack fill and seal coat the parking lot

**Fleet Service Relocation**

Project No. 7 Acct. No. 815506

GO \$ 750,000  
Other 0  
\$ 750,000

Consistent with the Long Range Facility Report, relocation of Fleet Service along with the Radio Shop operations from Sayle Street would provide for significant efficiencies. Considerable travel time is necessary between Fleet Services and the Radio Shop to install and repair radios in various City vehicles.

**Building Improvement**

Project No. 8 Acct. No. 815506

GO \$ 0  
Other 0  
\$ 0

This project involves ongoing repairs and maintenance to major facility.

**2014  
Capital Budget  
Summary**

**Agency Name: Fleet Service**

**Agency Number: 55**

Project Name	Agency Request	Executive	Executive		
			G.O. Debt	Other Funding	Total
1 Replace Equipment	\$ 5,664,599	\$ 6,000,000	\$ 6,000,000	\$ 0	\$ 6,000,000
2 Fire Equipment Replacement	1,320,401	1,320,401	1,320,401	0	1,320,401
3 GPS/AVL	0	0	0	0	0
4 Fire Maintenance Building/Design	2,350,000	235,000	235,000	0	235,000
6 Seal Coat Parking Lot 200 N First St	10,000	10,000	10,000	0	10,000
7 Fleet Service Relocation	1,500,000	750,000	750,000	0	750,000
8 Building Improvement	0	0	0	0	0
<b>Total</b>	<b>\$ 10,845,000</b>	<b>\$ 8,315,401</b>	<b>\$ 8,315,401</b>	<b>\$ 0</b>	<b>\$ 8,315,401</b>



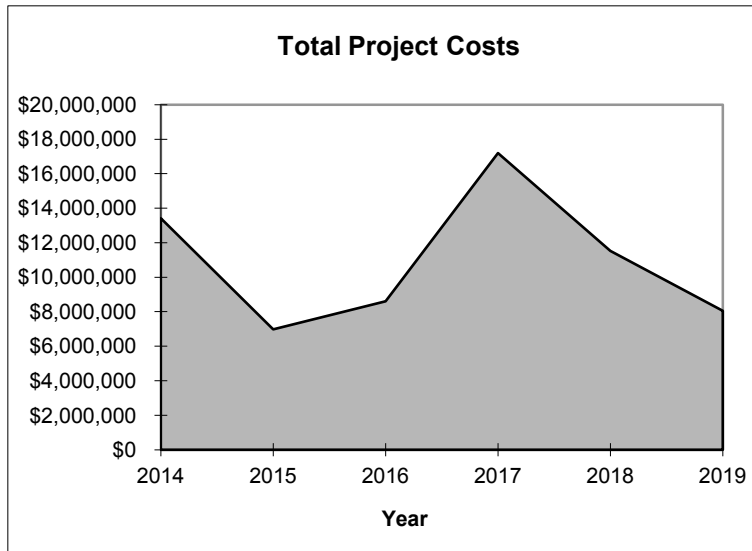
**2014  
Capital Budget  
Capital Improvement Program**

Agency Name: **Parks**

Agency Number: **61**

Project Name	Capital Budget					
	2014	2015	2016	2017	2018	2019
1 Beach and Shoreline Improvements	\$ 390,000	\$ 815,000	\$ 415,000	\$ 145,000	\$ 35,000	\$ 1,125,000
2 Community Park Improvements	694,500	425,000	413,000	405,000	985,000	990,000
3 Conservation Park Improvements	251,000	210,000	260,000	240,000	370,000	490,000
4 Parkland Acquisition	250,000	250,000	250,000	250,000	250,000	250,000
5 Neighborhood Park Improvements	1,046,000	654,000	624,000	500,000	385,000	355,000
6 Park Equipment	390,000	365,000	233,000	265,000	265,000	350,000
7 Park Facility Improvements	1,165,000	439,000	1,060,000	1,915,000	130,000	1,358,000
8 Playground/Accessibility Improve.	1,405,000	1,285,000	1,445,000	1,725,000	1,775,000	1,350,000
9 Assessable Trees	150,000	150,000	150,000	150,000	150,000	150,000
10 Street Tree Replacements	235,000	185,000	185,000	185,000	210,000	205,000
11 Dog Park Improvements	100,000	80,000	80,000	130,000	80,000	80,000
12 Elver Splash Park	700,000	0	0	0	0	0
13 Far East Splash Park	0	700,000	0	0	0	0
14 Hoyt Park Improvements	0	0	160,000	0	0	0
15 Odana Clubhouse	0	0	0	0	0	0
16 Bowman Field Improvements	486,000	135,000	0	0	0	0
17 Garver at Olbrich Botanical Complex	3,650,000	0	0	0	0	0
18 Tenney Park Improvements	0	0	0	0	0	0
19 James Madison Park Improvements	250,000	0	0	0	0	0
20 Elver Park Improvements	0	0	0	700,000	0	0
21 Vilas Park Roadway and Parking	100,000	0	0	0	1,300,000	0
22 Forest Hill Cemetery Improvements	50,000	100,000	200,000	0	0	0
23 Central Park	400,000	500,000	0	0	0	0
24 Emerald Ash Borer Mitigation	220,000	450,000	550,000	550,000	550,000	1,100,000
25 Washington Manor Park	0	0	0	0	0	200,000
26 Esther Beach Improvements	0	0	250,000	0	0	0
27 Breese Stevens Improvements	1,200,000	0	600,000	0	0	0
28 Reindahl Park Improvements	0	0	0	5,000,000	0	0
29 Quann Park Tennis Courts	0	200,000	200,000	0	0	0
30 Brittingham Park Improvements	100,000	0	0	0	0	0
31 Highland Manor Storm Shelter	150,000	0	0	0	0	0
32 Olbrich Botanical Complex	0	0	0	5,000,000	5,000,000	0

Project Name	Capital Budget	Future Year Estimates				
	2014	2015	2016	2017	2018	2019
33 Disc Golf Improvments	35,000	35,000	130,000	35,000	40,000	50,000
34 Penn Park Park Improvements	0	0	1,400,000	0	0	0
<b>Total</b>	<b>\$13,417,500</b>	<b>\$ 6,978,000</b>	<b>\$ 8,605,000</b>	<b>\$17,195,000</b>	<b>\$11,525,000</b>	<b>\$ 8,053,000</b>



**2014  
Capital Budget  
Expenditure Categories and Funding Sources**

Agency Name: **Parks**

Agency No.: 61

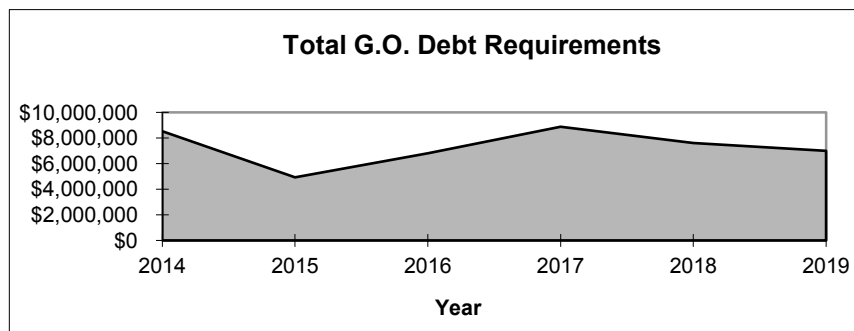
All Projects	Capital Budget	Future Year Estimates				
	2014	2015	2016	2017	2018	2019
<b>Expenditures:</b>						
Purchased Services	\$ 297,000	\$ 350,000	\$ 450,000	\$ 450,000	\$ 450,000	\$ 600,000
Materials & Supplies	583,000	475,000	475,000	475,000	500,000	895,000
Inter-Agency Charges	0	0	0	0	0	0
Loans	0	0	0	0	0	0
Professional Fees	590,000	0	0	0	0	0
Land & Land Improve	5,622,500	5,294,000	4,807,000	7,255,000	5,140,000	4,800,000
Building & Bldg Improve	5,707,000	494,000	2,640,000	8,750,000	5,170,000	1,408,000
Equipment and Vehicles	488,000	365,000	233,000	265,000	265,000	350,000
Other	130,000	0	0	0	0	0
<b>Total Project Costs</b>	<b>\$ 13,417,500</b>	<b>\$ 6,978,000</b>	<b>\$ 8,605,000</b>	<b>\$ 17,195,000</b>	<b>\$ 11,525,000</b>	<b>\$ 8,053,000</b>

<b>Funding Sources:</b>						
Federal Sources	\$ 15,000	\$ 415,000	\$ 15,000	\$ 15,000	\$ 15,000	\$ 15,000
State Sources	0	0	0	0	0	0
Impact Fees	1,730,000	1,039,000	1,213,000	1,790,000	935,000	590,000
Private Contributions	2,035,000	220,000	90,000	6,075,000	2,575,000	75,000
Revenue Bonds	0	0	0	0	0	0
Special Assessments	150,000	150,000	150,000	150,000	150,000	150,000
TIF Cash	20,000	25,000	25,000	25,000	35,000	35,000
County Sources	0	0	0	0	0	0
Reserves Applied	0	0	0	0	0	0
Other	937,000	200,000	305,000	260,000	205,000	190,000
<b>Total Other Sources</b>	<b>\$ 4,887,000</b>	<b>\$ 2,049,000</b>	<b>\$ 1,798,000</b>	<b>\$ 8,315,000</b>	<b>\$ 3,915,000</b>	<b>\$ 1,055,000</b>

G.O. General Fund	\$ 7,530,500	\$ 4,929,000	\$ 6,807,000	\$ 8,880,000	\$ 7,610,000	\$ 8,998,000
G.O. Non-General Fund	1,000,000	0	0	0	0	0
<b>Total G.O. Debt</b>	<b>\$ 8,530,500</b>	<b>\$ 4,929,000</b>	<b>\$ 6,807,000</b>	<b>\$ 8,880,000</b>	<b>\$ 7,610,000</b>	<b>\$ 6,998,000</b>

**Estimated Annual Debt Service**

G.O. General Fund	\$ 978,965	\$ 640,770	\$ 884,910	\$ 1,154,400	\$ 989,300	\$ 1,169,740
G.O. Non-General Fund	\$ 130,000	\$ 0	\$ 0	\$ 0	\$ 0	\$ 0



**Capital Budget**

**Parks**

**Beach and Shoreline Improvements**      Project No.    **1**      Acct. No.    810677

GO    \$    380,000  
Other        10,000  
      \$    390,000

This project provides funding for the improvement of beaches, shorelines, and lake access. Projects that are planned for 2014 are: ongoing replacement of lake access kiosks (\$45,000); improve canoe/kayak access near boat storage racks at Olbrich (\$30,000); Vilas Park boat launch dredging (\$20,000); general shoreline improvements (\$25,000); and mooring improvements (\$5,000). Other funding includes Park Development Impact Fees (\$10,000). General Obligation debt includes \$265,000 reauthorized from 2013.

**Community Park Improvements**      Project No.    **2**      Acct. No.    810678

GO    \$    596,500  
Other        98,000  
      \$    694,500

This project provides funding for improvements in the numerous Community Parks within the City. Projects planned for 2014 include: turf and grounds improvements at Olbrich, Elver, Sycamore and others (\$175,000); lighting improvements at Elver and Warner (\$115,000); Parks Matching Fund program (\$50,000); park landscaping (\$30,000); tennis court repair and color at Elver and Reindahl (\$58,000); an energy and water efficiency study at Warner (\$25,000); reconstructing the paths at Kennedy (\$40,000); and general park improvements including those identified via Neighborhood Resource Team initiatives (\$30,000). Other funding includes Park Development Impact Fees (\$73,000) and private donations (\$25,000). General Obligation debt includes \$171,500 reauthorized from 2013.

**Conservation Park Improvements**      Project No.    **3**      Acct. No.    810401

GO    \$    226,000  
Other        25,000  
      \$    251,000

This program provides funding for environmental enhancements in the City's diverse native ecosystems. Removal of exotic botanical species and restoration efforts are all objectives; some restoration is also done in wooded and meadow areas of general parkland. Projects planned for 2014 include: continued land management in the conservation parks (\$65,000); oak savanna, prairie and wetland restoration in Cherokee Marsh (\$86,000); park access improvements including trails and parking at Cherokee Conservation Park (\$70,000); continued historic landscape restoration along the Yahara Parkway (\$5,000); and continued woodland management at Owen Conservation Park (\$25,000). Other funding includes potential grant opportunities (\$15,000), Park Development Impact Fees (\$5,000) and funds from other restricted funding sources (\$5,000). This is a reinvestment in our green infrastructure and lowers future expenses.

**Parkland Acquisition**      Project No.    **4**      Acct. No.    810398

GO    \$            0  
Other       250,000  
      \$    250,000

This project provides funding to meet the costs of research, appraisals, title work, negotiations, and acquisition of new parkland. All acquisitions will be subject to final approval of the Common Council. Other funding is from the Citywide Parkland Acquisition Fund (SI32).

**Neighborhood Park Improvements** Project No. **5** Acct. No. 810402

GO \$ 749,000  
 Other 297,000  
\$ 1,046,000

This project provides funding for improvements in the numerous Neighborhood Parks within the City. Projects include those identified by Neighborhood Resource Team initiatives. Projects planned for 2014 include: master plan and development at Owl's Creek (\$225,000) and Waldorf Parks (\$40,000); park improvements at Highland Manor Park (\$85,000); shelter and path improvements at Aldo Leopold Park (\$65,000); path improvements at Churchill Heights (\$30,000); culvert crossing at Lucy Lincoln Hiestand (\$50,000); ball field improvements at Indian Hills, Oak Park Heights, and Walnut Grove Parks (\$16,000); park landscaping (\$40,000); Parks Matching Fund (\$50,000); and general park improvements (\$11,000). Other funding includes Park Development Impact Fees (\$217,000), private donations (\$25,000), and a transfer in from Community Development Block Grant (\$55,000). General Obligation debt includes \$434,000 reauthorized from 2013.

**Park Equipment** Project No. **6** Acct. No. 810609

GO \$ 0  
 Other 390,000  
\$ 390,000

This project provides funding for the purchase of new and replacement equipment for various sections of the Parks Division, including General Park Maintenance, Mall/Concourse Maintenance, Community Services, Facility Maintenance, and Conservation Parks. Other funding includes trade in allowances (\$40,000) and a direct appropriation to capital from the General Fund (\$350,000).

**Park Facility Improvements** Project No. **7** Acct. No. 810397

GO \$ 813,000  
 Other 352,000  
\$ 1,165,000

Park Facility Improvements is an annual program to maintain and improve existing park buildings and facilities. Projects are prioritized and addressed by need; projects to improve energy efficiency and sustainability are also pursued. Projects planned for 2014 include: expanding the use of Yahara Hills to include winter operations for cross-country skiing by upgrading portions of the clubhouse (\$950,000); facility/infrastructure improvements to Goodman Pool (\$107,000); replacement equipment / carpeting for Warner Park Community Recreation Center (\$42,000); improvements to Cypress Spray Park, facilities at James Madison and Olin Parks (\$37,000); and improvements to the Goodman Service Facility and Summit-West Maintenance Facility (\$24,000); and general park improvements (\$5,000). Other funding includes Park Development Impact Fees (\$350,000) and other funding sources (\$2,000).

**Playground/Accessibility Improve.** Project No. **8** Acct. No. 810769

GO \$ 580,000  
 Other 825,000  
\$ 1,405,000

Playground/Accessibility Improvements is an annual program to maintain and improve existing park playgrounds in our inventory as well as continue to improve accessibility to amenities in our parks. Madison has the highest number of playgrounds per capita, and many of our playgrounds are reaching the end of their useful life. This project will provide funding for ongoing improvements to meet current CPSC Public Playground Safety Handbook guidelines. In addition, this funding will be used to continue to improve accessibility to playgrounds as well as other amenities in our parks to meet current Americans with Disabilities Act Accessibility Guidelines (ADAAG). Other funding includes Park Development Impact Fees (\$725,000) and other restricted funding sources (\$100,000). General Obligation debt includes \$100,000 reauthorized from 2013.

**Assessable Trees**Project No. **9** Acct. No. 810533

GO \$ 0  
 Other 150,000  
\$ 150,000

This project provides funding for the planting of terrace trees along new streets. These trees are planted by City Forestry staff. Individual property owners are assessed for the total cost of planting. Other funding is from these special assessments.

**Street Tree Replacements**Project No. **10** Acct. No. 810680

GO \$ 205,000  
 Other 30,000  
\$ 235,000

This project provides funding for the replacement of street trees within the City. Other funding of \$20,000 provides expenditure authorization within the project for the replacement of street trees in the City's tax incremental financing (TIF) districts. Funding is from the following TIF districts (TID): TID 25 (\$4,000); TID 27 (\$1,000); TID 29 (\$1,000); TID 32 (\$4,000); TID 36 (\$4,000); TID 37 (\$1,000); TID 39 (\$2,000); and TID 41 (\$1,000); TID 42 (\$2,000). Other funding also includes \$10,000 from private donations. General Obligation debt includes \$85,000 reauthorized from 2013.

**Dog Park Improvements**Project No. **11** Acct. No. 810738

GO \$ 0  
 Other 100,000  
\$ 100,000

This project provides funding for improvements at dog park facilities. Planned improvements for 2014 include a new dog park on the west side, as well as a potential dog park on the north or east side of the city. Other funding is from the Dog Park Permit revenues.

**Elver Splash Park**Project No. **12** Acct. No. 0

GO \$ 550,000  
 Other 150,000  
\$ 700,000

This project provides funding for the creation of a splash park at Elver Park. Other funding is from private donations.

**Far East Splash Park**Project No. **13** Acct. No. 0

GO \$ 0  
 Other 0  
\$ 0

This project provides funding for the establishment of a Far East splash park. Other funding is from private donations.

**Hoyt Park Improvements**Project No. **14** Acct. No. 810740

GO \$ 0  
 Other 0  
\$ 0

This project provides funding for continued improvements to Hoyt Park. Funding for the parking lot replacement is shown in 2016; the use of permeable pavement and other stormwater management techniques will be explored as part of this effort.

**Odana Clubhouse**Project No. **15** Acct. No. 810651

GO \$ 0  
 Other 0  
\$ 0

This project would fund the study and design of a new facility at Odana Hills. An initial evaluation by Facilities Management has determined that renovation of the existing facility will not meet current and future use patterns and goals for sustainability. The new facility will provide a dual purpose as a golf course clubhouse and winter operations facility as well as reservable meeting space. The intent is to implement as many sustainable techniques and energy efficiency elements in this project as practical. No funding for a new facility is included in the Capital Improvement Program.

**Bowman Field Improvements** Project No. **16** Acct. No. 810397

GO \$ 486,000  
 Other 0  
\$ 486,000

This project provides funding to replace athletic field lighting for the baseball diamond as well as two softball diamonds at Bowman. The lights have reached the end of their useful life (replacement parts are no longer available to keep the lighting system for this field functional). Future projects include repaving the front parking lot in 2015. General Obligation debt includes \$146,000 reauthorized from 2013.

**Garver at Olbrich Botanical Complex** Project No. **17** Acct. No. 810742

GO \$ 1,825,000  
 Other 1,825,000  
\$ 3,650,000

This project provides funding to develop construction drawings and specifications for improvements to the former Garver Feed Mill structure. The core building will be stabilized and repurposed as a garden support and storage facility for the Olbrich Botanical Complex. Other funding includes \$1,825,000 in private fundraising.

**Tenney Park Improvements** Project No. **18** Acct. No. 810741

GO \$ 0  
 Other 0  
\$ 0

This project is for the repaving of the small parking lot and replacing the small playground west of Sherman Avenue which will be completed in 2014. The project was funded from a Direct Appropriation to Capital in 2013 which will fund the project in 2014.

**James Madison Park Improvements** Project No. **19** Acct. No. 810639

GO \$ 0  
 Other 250,000  
\$ 250,000

This project provides funding for improvements at James Madison Park. Potential improvements include updating the park shelter to expand its use. Funding is provided by the sale of the structures and long-term lease proceeds from the Worden House, Ziegelman House, and Collins House. \$200,000 of other funding is from the proceeds of the sales and is reauthorized from the 2013 Capital Budget.

**Elver Park Improvements** Project No. **20** Acct. No. 0

GO \$ 0  
 Other 0  
\$ 0

This project provides funding for continued improvements to Elver Park. Funding for repaving the parking lots and paths is shown in 2017.

**Vilas Park Roadway and Parking** Project No. **21** Acct. No. 0

GO \$ 100,000  
 Other 0  
\$ 100,000

The traffic flow through Vilas Park continues to be congested, with competing uses between vehicles and bicycles. Parking lot areas are in need of significant repairs. This project provides funding to begin planning and design in 2014, with completion of the construction of the new roadway and path system scheduled for 2018. General obligation debt of \$100,000 is reauthorized from 2013.

**Forest Hill Cemetery Improvements** Project No. **22** Acct. No. 0

GO \$ 50,000  
 Other 0  
\$ 50,000

This project provides funding for planning in 2014, replacement of the irrigation system at Forest Hill Cemetery in 2015, and replacement of the roadway system in 2016.

**Central Park**Project No. **23** Acct. No. 810625

GO \$ 400,000  
 Other 0  
\$ 400,000

This project provides funding for continued improvements to Central Park in accordance with the adopted Central Park Master Plan. Funding in 2015 includes \$500,000 for continued park development consistent with the master plan for Central Park. General Obligation debt includes \$400,000 from impact fee borrowing reauthorized from 2013.

**Emerald Ash Borer Mitigation**Project No. **24** Fund No. 810756

GO \$ 220,000  
 Other 0  
\$ 220,000

This project provides funding for implementation of the Emerald Ash Borer (EAB) Mitigation plan from the report authored by the EAB task force. This includes funding for chemical treatment of terrace ash trees of six inches and greater diameter at breast height, excluding trees in poor condition or located under power transmission lines. Funding is also provided for equipment purchases to provide for select preemptive removal and replacement. General Obligation debt includes \$220,000 reauthorized from 2013.

**Washington Manor Park**Project No. **25** Acct. No. 810402

GO \$ 0  
 Other 0  
\$ 0

This project provides funding for a pedestrian bridge across Starkweather Creek in 2019, linking the park to McCormick Greenway which contains community gardens and a dog park.

**Esther Beach Improvements**Project No. **26** Fund No. 0

GO \$ 0  
 Other 0  
\$ 0

This project provides funding for new park development as identified in the updated park master plan for Esther Beach Park. The majority of the construction will occur in 2016.

**Breese Stevens Improvements**Project No. **27** Acct. No. 810565

GO \$ 1,200,000  
 Other 0  
\$ 1,200,000

This project provides funding for the installation of artificial turf at Breese Stevens Field, including associated engineering costs. Funding includes \$1,000,000 of TID supported general obligation borrowing from TID #36. Funding in 2016 is to expand facilities (including restrooms) at Breese Stevens to increase the capacity of the facility.

**Reindahl Park Improvements**Project No. **28** Acct. No. 0

GO \$ 0  
 Other 0  
\$ 0

This project provides funding for construction of a ball field complex at Reindahl Park in 2017. Future improvements include construction of the complex and associated parking and roadway improvements.

**Quann Park Tennis Courts**Project No. **29** Acct. No. 810685

GO \$ 0  
 Other 0  
\$ 0

This project provides funding for the second phase of the reconstruction of the tennis courts at Quann Park. The remaining six tennis courts will be reconstructed in 2015, with lighting improvements scheduled for 2016.



**Brittingham Park Improvements** Project No. **30** Acct. No. 810678

GO \$ 0  
Other 100,000  
\$ 100,000

This project provides funding for the development of a walking path, seating area, and other improvements on the park parcel located at 201 Proudfit Street. Other funding of impact fees is reauthorized from 2013.

**Highland Manor Storm Shelter** Project No. **31** Acct. No. 810765

GO \$ 150,000  
Other 0  
\$ 150,000

This project provides funding for the design and construction of a storm shelter at Highland Manor Park. The storm shelter will also be utilized as a reservable shelter and meeting space for the community. General Obligation debt is reauthorized from 2013.

**Olbrich Botanical Complex** Project No. **32** Acct. No. 0

GO \$ 0  
Other 0  
\$ 0

This project provides funding for the first phase of improvements to Olbrich Botanical Complex (the City completed a master plan and schematic design for the expansion of Olbrich Botanical Gardens in 2013). Funding in 2016 and 2017 includes \$5,000,000 each year, with \$2,500,000 of the funding each year in private fundraising. The first phase will include the education wing, greenhouses, and modifying the atrium to create a library and orientation (welcome) space.

**Disc Golf Improvements** Project No. **33** Acct. No. 0

GO \$ 0  
Other 35,000  
\$ 35,000

This project provides funding for improvements to disc golf courses. Projects include erosion control, turf and path improvements, tee box improvements, and registration kiosks. Funding in 2016 includes establishing a new disc golf course in the system. Other funding is from the Disc Golf Permit Revenue segregated fund.

**Penn Park Park Improvements** Project No. **34** Acct. No. 0

GO \$ 0  
Other 0  
\$ 0

This project provides funding for the demolition and reconstruction of the park shelter at Penn Park. This project also provides funding for other park improvements.

**2014  
Capital Budget  
Summary**

Agency Name: **Parks**

Agency Number: **61**

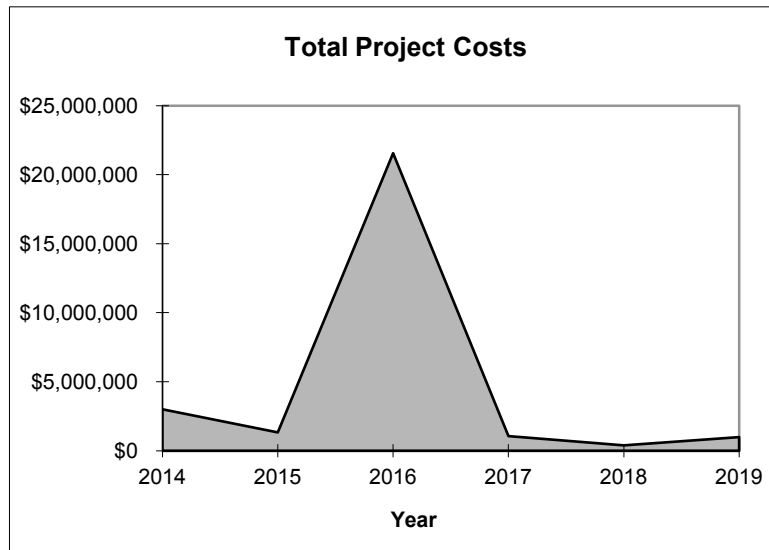
Project Name	Agency Request	Executive	Executive		
			G.O. Debt	Other Funding	Total
1 Beach and Shoreline Improvements	\$ 125,000	\$ 390,000	\$ 380,000	\$ 10,000	\$ 390,000
2 Community Park Improvements	523,000	694,500	596,500	98,000	694,500
3 Conservation Park Improvements	251,000	251,000	226,000	25,000	251,000
4 Parkland Acquisition	250,000	250,000	0	250,000	250,000
5 Neighborhood Park Improvements	612,000	1,046,000	749,000	297,000	1,046,000
6 Park Equipment	390,000	390,000	0	390,000	390,000
7 Park Facility Improvements	1,165,000	1,165,000	813,000	352,000	1,165,000
8 Playground/Accessibility Improve.	1,305,000	1,405,000	580,000	825,000	1,405,000
9 Assessable Trees	150,000	150,000	0	150,000	150,000
10 Street Tree Replacements	170,000	235,000	205,000	30,000	235,000
11 Dog Park Improvements	100,000	100,000	0	100,000	100,000
12 Elver Splash Park	700,000	700,000	550,000	150,000	700,000
13 Far East Splash Park	0	0	0	0	0
14 Hoyt Park Improvements	0	0	0	0	0
15 Odana Clubhouse	0	0	0	0	0
16 Bowman Field Improvements	390,000	486,000	486,000	0	486,000
17 Garver at Olbrich Botanical Complex	3,650,000	3,650,000	1,825,000	1,825,000	3,650,000
18 Tenney Park Improvements	275,000	0	0	0	0
19 James Madison Park Improvements	500,000	250,000	0	250,000	250,000
20 Elver Park Improvements	0	0	0	0	0
21 Vilas Park Roadway and Parking	100,000	100,000	100,000	0	100,000
22 Forest Hill Cemetery Improvements	50,000	50,000	50,000	0	50,000
23 Central Park	0	400,000	400,000	0	400,000
24 Emerald Ash Borer Mitigation	205,000	220,000	220,000	0	220,000
25 Washington Manor Park	0	0	0	0	0
26 Esther Beach Improvements	0	0	0	0	0
27 Breese Stevens Improvements	1,200,000	1,200,000	1,200,000	0	1,200,000
28 Reindahl Park Improvements	0	0	0	0	0
29 Quann Park Tennis Courts	0	0	0	0	0
30 Brittingham Park Improvements	100,000	100,000	0	100,000	100,000
31 Highland Manor Storm Shelter	0	150,000	150,000	0	150,000
32 Olbrich Botanical Complex	0	0	0	0	0
33 Disc Golf Improvments	0	35,000	0	35,000	35,000
34 Penn Park Park Improvements	0	0	0	0	0
<b>Total</b>	<b>\$ 12,211,000</b>	<b>\$ 13,417,500</b>	<b>\$ 8,530,500</b>	<b>\$ 4,887,000</b>	<b>\$ 13,417,500</b>

**2014  
Capital Budget  
Capital Improvement Program**

**Agency Name: Streets**

**Agency Number: 63**

Project Name	Future Year Estimates					
	<u>2014</u>	<u>2015</u>	<u>2016</u>	<u>2017</u>	<u>2018</u>	<u>2019</u>
1 Minor Bldg Improvements and Repairs	\$ 240,200	\$ 144,975	\$ 145,450	\$ 130,400	\$ 150,500	\$ 118,000
2 Equipment	903,600	1,184,000	775,000	680,000	240,000	870,000
3 Yard Improvements	0	0	80,000	150,000	0	0
4 Public Works Facility-Far West Side	1,250,000	0	0	100,000	0	0
5 Landfill - Temporary Site	360,000	0	0	0	0	0
6 Biodigester and Organics Collection	150,000	0	20,557,000	0	0	0
7 Emerald Ash Borer	100,000	0	0	0	0	0
<b>Total</b>	<b>\$ 3,003,800</b>	<b>\$ 1,328,975</b>	<b>\$ 21,557,450</b>	<b>\$ 1,060,400</b>	<b>\$ 390,500</b>	<b>\$ 988,000</b>



**2014  
Capital Budget  
Expenditure Categories and Funding Sources**

Agency Name: **Streets**

Agency No.: 63

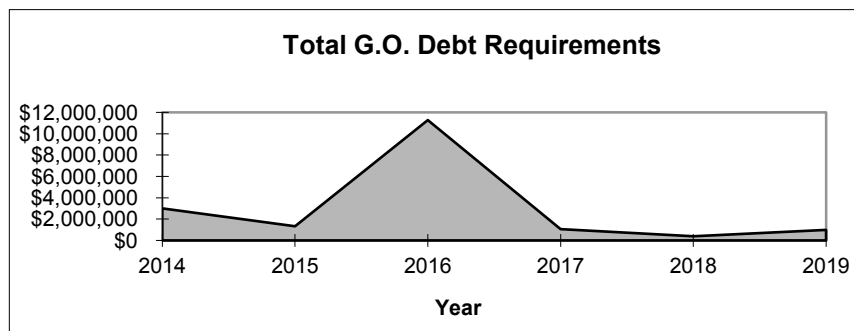
All Projects	Capital Budget	Future Year Estimates				
	2014	2015	2016	2017	2018	2019
<b>Expenditures:</b>						
Purchased Services	\$ 35,000	\$ 0	\$ 0	\$ 0	\$ 0	\$ 0
Materials & Supplies	13,500	17,250	18,500	19,000	20,000	20,000
Inter-Agency Charges	0	0	0	0	0	0
Loans	0	0	0	0	0	0
Professional Fees	150,000	0	0	0	0	0
Land & Land Improve	0	0	0	150,000	0	0
Building & Bldg Improve	1,441,700	127,725	15,206,950	211,400	130,500	98,000
Equipment and Vehicles	1,363,600	1,184,000	6,332,000	680,000	240,000	870,000
Other	0	0	0	0	0	0
<b>Total Project Costs</b>	<b>\$ 3,003,800</b>	<b>\$ 1,328,975</b>	<b>\$ 21,557,450</b>	<b>\$ 1,060,400</b>	<b>\$ 390,500</b>	<b>\$ 988,000</b>

<b>Funding Sources:</b>						
Federal Sources	\$ 0	\$ 0	\$ 10,278,500	\$ 0	\$ 0	\$ 0
State Sources	0	0	0	0	0	0
Impact Fees	0	0	0	0	0	0
Private Contributions	0	0	0	0	0	0
Revenue Bonds	0	0	0	0	0	0
Special Assessments	0	0	0	0	0	0
TIF Cash	0	0	0	0	0	0
County Sources	0	0	0	0	0	0
Reserves Applied	0	0	0	0	0	0
Other	0	0	0	0	0	0
<b>Total Other Sources</b>	<b>\$ 0</b>	<b>\$ 0</b>	<b>\$ 10,278,500</b>	<b>\$ 0</b>	<b>\$ 0</b>	<b>\$ 0</b>

G.O. General Fund	\$ 3,003,800	\$ 1,328,975	\$ 11,278,950	\$ 1,060,400	\$ 390,500	\$ 988,000
G.O. Non-General Fund	0	0	0	0	0	0
<b>Total G.O. Debt</b>	<b>\$ 3,003,800</b>	<b>\$ 1,328,975</b>	<b>\$ 11,278,950</b>	<b>\$ 1,060,400</b>	<b>\$ 390,500</b>	<b>\$ 988,000</b>

**Estimated Annual Debt Service**

G.O. General Fund	\$ 390,494	\$ 172,767	\$ 1,466,264	\$ 137,852	\$ 50,765	\$ 128,440
G.O. Non-General Fund	\$ 0	\$ 0	\$ 0	\$ 0	\$ 0	\$ 0



**Capital Budget**

**Streets**

**Minor Bldg Improvements and Repairs** Project No. 1 Acct. No. 810661

GO \$ 240,200  
Other 0  
\$ 240,200

This is a continuing project to fund the replacement and upgrade of facility and grounds components at the Streets Division's vehicle bays, office and storage sites. Work is performed to replace or improve components that are damaged, have aged beyond their useful life, or for other reasons detract from effective and efficient delivery of service. Funding is provided in 2014 for projects that may include painting for the Parks cold storage area, replacement of overhead doors, and blacktop in front of packer doors at the Transfer Station. Future projects include blacktop at the Streets Division Transfer Station expanding area, lugger bins, and replacement of overhead doors. A total of \$80,200 is reauthorized from 2013.

**Equipment** Project No. 2 Acct. No. 810585

GO \$ 903,600  
Other 0  
\$ 903,600

This is a continuing program to replace aging or outmoded equipment and to implement operational improvements to keep pace with a growing City. 2014 expenditures may include a tandem dump; two tractors with boom mower; automated truck; patch roller; and boom lift. Future years may include an additional lugger bin truck and lugger bins or roll-off container truck to assist with Street Sweeping and Self Help Drop Off Sites; additional tandem axles dump trucks equipped with plows, wings and liquid application attachments; additional automated trucks for assistance with refuse, recycling and potentially organic collection; snow melting equipment that melts snow on site instead of hauling snow to a dump site; asphalt pavers and rollers to assist in street repair; sweeper for East; toolkats and utility RTV's for East and West.

**Yard Improvements** Project No. 3 Acct. No. 810661

GO \$ 0  
Other 0  
\$ 0

There is no funding provided in 2014. Future year projects include a small cold storage area (about a 40' x 60' size) at Sycamore that will be attached to the current salt shed, and blacktop for Olin Avenue for the expanded area.

**Public Works Facility-Far West Side** Project No. 4 Acct. No. 810691

GO \$ 1,250,000  
Other 0  
\$ 1,250,000

This continuing project is for the development of a Public Works Facility on South Point Road. A salt storage was built in 1999, and a warm storage facility is to be built in 2014. The 2017 project is for covered storage bins. The main Public Works Facility design planning has been postponed due to budgetary constraints. Construction would likely occur after 2019. A total of \$1,250,000 is reauthorized from 2013.

**Landfill - Temporary Site** Project No. 5 Acct. No. 810585

GO \$ 360,000  
Other 0  
\$ 360,000

This project is being added as Streets prepares for changes to the current Dane County, Rodefild location. These changes have been projected to impact the City of Madison for approximately 18-24 months. In the event that the City of Madison will not be able to utilize Dane County's Rodefild landfill, Streets will need to find a temporary landfill location to use for hauling refuse from the transfer station. This project will require adding equipment for the fleet. Two additional tractors and trailers will be needed to fulfill this service.



**2014  
Capital Budget  
Summary**

**Agency Name: Streets**

**Agency Number: 63**

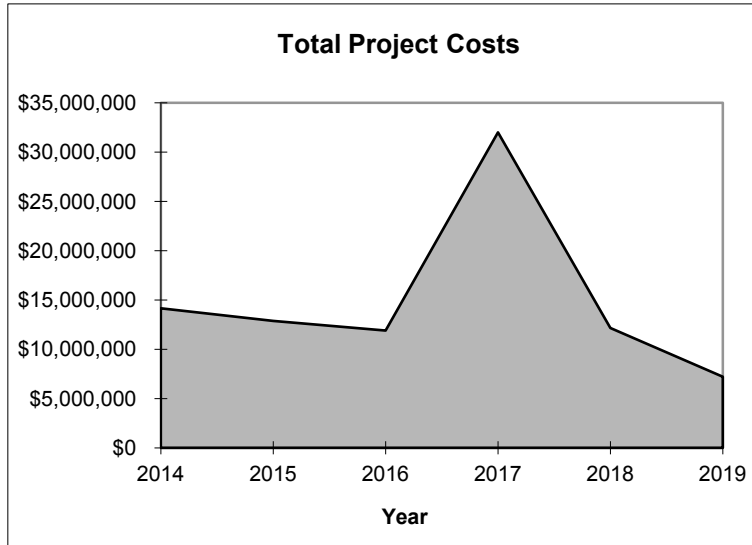
Project Name	Agency Request	Executive	Executive		
			G.O. Debt	Other Funding	Total
1 Minor Bldg Improvements and Repairs	\$ 126,500	\$ 240,200	\$ 240,200	\$ 0	\$ 240,200
2 Equipment	858,600	903,600	903,600	0	903,600
3 Yard Improvements	0	0	0	0	0
4 Public Works Facility-Far West Side	0	1,250,000	1,250,000	0	1,250,000
5 Landfill - Temporary Site	360,000	360,000	360,000	0	360,000
6 Biodigester and Organics Collection	0	150,000	150,000	0	150,000
7 Emerald Ash Borer	0	100,000	100,000	0	100,000
<b>Total</b>	<b>\$ 1,345,100</b>	<b>\$ 3,003,800</b>	<b>\$ 3,003,800</b>	<b>\$ 0</b>	<b>\$ 3,003,800</b>

## 2014 Capital Budget Capital Improvement Program

Agency Name: **Metro Transit**

Agency Number: 50

Project Name	Capital Budget	Future Year Estimates				
	<u>2014</u>	<u>2015</u>	<u>2016</u>	<u>2017</u>	<u>2018</u>	<u>2019</u>
1 Transit Coaches	\$ 8,600,000	\$ 6,490,000	\$ 6,683,000	\$ 6,885,000	\$ 7,092,000	\$ 7,148,000
2 Facility Repairs and Improvements	90,000	190,000	190,000	90,000	40,000	40,000
3 Transit System Upgrades	460,000	6,190,000	20,000	20,000	20,000	20,000
4 Building Expansion/Construction	0	0	5,000,000	25,000,000	5,000,000	0
5 New Fareboxes	5,000,000	0	0	0	0	0
<b>Total</b>	<u>\$14,150,000</u>	<u>\$12,870,000</u>	<u>\$11,893,000</u>	<u>\$31,995,000</u>	<u>\$12,152,000</u>	<u>\$ 7,208,000</u>





**2014  
Capital Budget  
Expenditure Categories and Funding Sources**

Agency Name: **Metro Transit**

Agency No.: 50

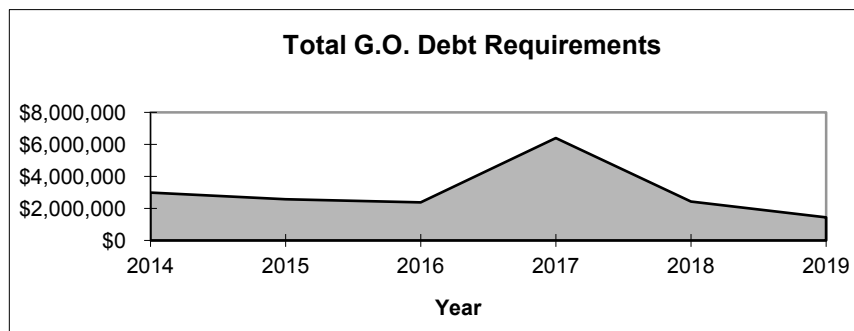
All Projects	Future Year Estimates					
	Capital Budget 2014	2015	2016	2017	2018	2019
<b>Expenditures:</b>						
Purchased Services	\$ 0	\$ 0	\$ 0	\$ 0	\$ 0	\$ 0
Materials & Supplies	0	0	0	0	0	0
Inter-Agency Charges	0	0	0	0	0	0
Loans	0	0	0	0	0	0
Professional Fees	0	0	0	0	0	0
Land & Land Improve	0	0	0	0	0	0
Building & Bldg Improve	5,090,000	190,000	5,190,000	25,090,000	5,040,000	40,000
Equipment and Vehicles	9,060,000	12,680,000	6,703,000	6,905,000	7,112,000	7,168,000
Other	0	0	0	0	0	0
<b>Total Project Costs</b>	<b>\$ 14,150,000</b>	<b>\$ 12,870,000</b>	<b>\$ 11,893,000</b>	<b>\$ 31,995,000</b>	<b>\$ 12,152,000</b>	<b>\$ 7,208,000</b>

<b>Funding Sources:</b>						
Federal Sources	\$ 11,160,000	\$ 10,296,000	\$ 9,514,400	\$ 25,596,000	\$ 9,721,600	\$ 5,766,400
State Sources	0	0	0	0	0	0
Impact Fees	0	0	0	0	0	0
Private Contributions	0	0	0	0	0	0
Revenue Bonds	0	0	0	0	0	0
Special Assessments	0	0	0	0	0	0
TIF Cash	0	0	0	0	0	0
County Sources	0	0	0	0	0	0
Reserves Applied	0	0	0	0	0	0
Other	0	0	0	0	0	0
<b>Total Other Sources</b>	<b>\$ 11,160,000</b>	<b>\$ 10,296,000</b>	<b>\$ 9,514,400</b>	<b>\$ 25,596,000</b>	<b>\$ 9,721,600</b>	<b>\$ 5,766,400</b>

G.O. General Fund	\$ 0	\$ 0	\$ 0	\$ 0	\$ 0	\$ 0
G.O. Non-General Fund	2,990,000	2,574,000	2,378,600	6,399,000	2,430,400	1,441,600
<b>Total G.O. Debt</b>	<b>\$ 2,990,000</b>	<b>\$ 2,574,000</b>	<b>\$ 2,378,600</b>	<b>\$ 6,399,000</b>	<b>\$ 2,430,400</b>	<b>\$ 1,441,600</b>

**Estimated Annual Debt Service**

G.O. General Fund	\$ 0	\$ 0	\$ 0	\$ 0	\$ 0	\$ 0
G.O. Non-General Fund	\$ 388,700	\$ 334,620	\$ 309,218	\$ 831,870	\$ 315,952	\$ 187,408



**Capital Budget**

**Metro Transit**

**Transit Coaches** Project No. 1 Acct. No. 815014

GO \$ 1,880,000  
Other 6,720,000  
\$ 8,600,000

Replacement of transit coaches (18 diesel buses and 2 hybrid diesel /electric buses in 2014; 15 diesel buses per year in 2015, 2016, 2017, 2018 and 2019). All buses will meet both EPA emissions standards and Americans with Disabilities Act (ADA) requirements. Total funding of \$6,498,144 (of which \$1,619,629 is GO borrowing) is reauthorized from 2013. The CIP anticipates continued Federal grant funding support of 80% of the costs, but such funding starting in 2015 is uncertain.

**Facility Repairs and Improvements** Project No. 2 Acct. No. 815014

GO \$ 18,000  
Other 72,000  
\$ 90,000

The 2014 budget amount includes \$50,000 for painting the structures at one of the transfer points and \$40,000 for major unanticipated building repairs or improvements that would meet the City's capitalization criteria. Other funding is Federal Grant funds which support 80% of the project's cost.

**Transit System Upgrades** Project No. 3 Acct. No. 815014

GO \$ 92,000  
Other 368,000  
\$ 460,000

Acquire equipment and software to improve operations. In 2014 these projects include \$10,000 for bus stop schedule hardware, \$50,000 for an upgrade to Metro's scheduling and timekeeping software, \$200,000 for drivermate software (reauthorized from 2013, \$40,000 of which is GO debt) and \$200,000 for automated runcutting software (reauthorized from 2013, \$40,000 of which is GO debt). These projects will make the operations of the transit system more efficient and convenient for passengers and provide the transit system with improved data. The CIP anticipates continued Federal grant funding support of 80% of the costs, but such funding starting in 2015 is uncertain.

**Building Expansion/Construction** Project No. 4 Acct. No. 815014

GO \$ 0  
Other 0  
\$ 0

The 2016 through 2018 expenditures are to construct a satellite facility, most likely as part of the City's new Nakoosa Trail property. This additional space is necessary as the current facility is not large enough to house and maintain Metro's future fleet requirements. The 2019 expenditure is for major upgrades and improvements to the 1101 East Washington Avenue facility. The CIP anticipates continued Federal grant funding support of 80% of the costs, but such funding starting in 2015 is uncertain.

**New Fareboxes** Project No. 5 Acct. No. 815014

GO \$ 1,000,000  
Other 4,000,000  
\$ 5,000,000

Replace Metro's current fareboxes, revenue collection equipment and all associated software and hardware. The majority of this equipment is over 20 years old and has exceeded its useful life. This project was originally approved in the 2011 capital budget but the project was delayed. Other funding is Federal grant funds.

**2014  
Capital Budget  
Summary**

**Agency Name: Metro Transit**

**Agency Number: 50**

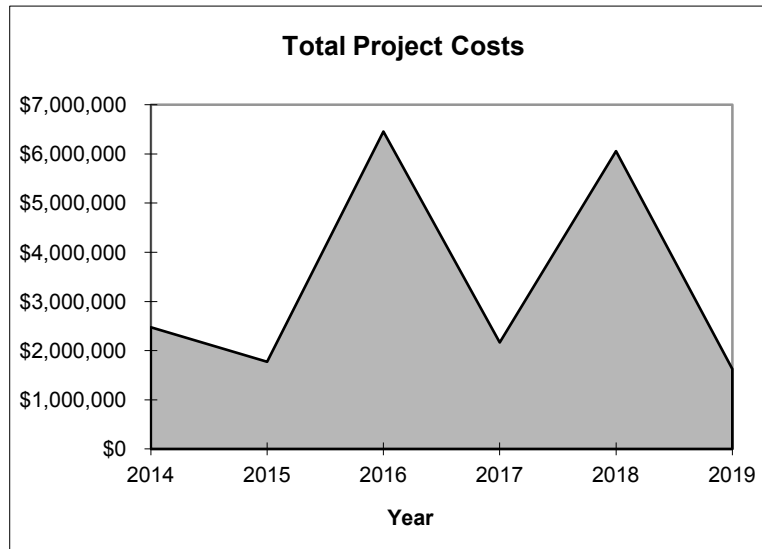
Project Name	Agency Request	Executive	Executive		
			G.O. Debt	Other Funding	Total
1 Transit Coaches	\$ 8,600,000	\$ 8,600,000	\$ 1,880,000	\$ 6,720,000	\$ 8,600,000
2 Facility Repairs and Improvements	90,000	90,000	18,000	72,000	90,000
3 Transit System Upgrades	460,000	460,000	92,000	368,000	460,000
4 Building Expansion/Construction	0	0	0	0	0
5 New Fareboxes	0	5,000,000	1,000,000	4,000,000	5,000,000
<b>Total</b>	<u>\$ 9,150,000</u>	<u>\$ 14,150,000</u>	<u>\$ 2,990,000</u>	<u>\$ 11,160,000</u>	<u>\$ 14,150,000</u>

**2014  
Capital Budget  
Capital Improvement Program**

**Agency Name: Traffic Engineering**

**Agency Number: 57**

Project Name	Capital Budget	Future Year Estimates				
	<u>2014</u>	<u>2015</u>	<u>2016</u>	<u>2017</u>	<u>2018</u>	<u>2019</u>
1 Street Light Infrastructure	\$ 600,000	\$ 648,000	\$ 699,840	\$ 755,827	\$ 816,293	\$ 881,597
2 URD/URC Street Lighting	50,000	50,000	50,000	50,000	50,000	50,000
3 Public Safety Radio System	810,000	450,000	5,000,000	450,000	4,550,000	50,000
4 Traffic Signal Infrastructure	800,000	525,000	530,000	535,000	540,000	545,000
5 Traffic Safety Infrastructure	100,000	100,000	100,000	100,000	100,000	100,000
6 Small Tower Truck Replacement	115,000	0	0	0	0	0
7 Curb Sprayer	0	0	75,000	0	0	0
8 Com Tower at New Facility	0	0	0	275,000	0	0
<b>Total</b>	<u>\$ 2,475,000</u>	<u>\$ 1,773,000</u>	<u>\$ 6,454,840</u>	<u>\$ 2,165,827</u>	<u>\$ 6,056,293</u>	<u>\$ 1,626,597</u>



**2014  
Capital Budget  
Expenditure Categories and Funding Sources**

Agency Name: **Traffic Engineering**

Agency No.: 57

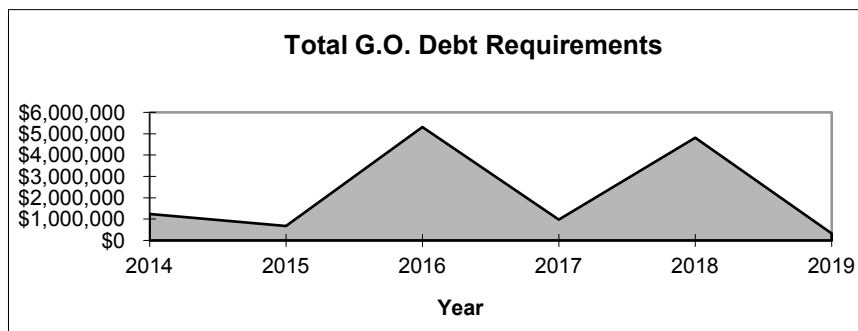
All Projects	Capital Budget	Future Year Estimates				
	2014	2015	2016	2017	2018	2019
<b>Expenditures:</b>						
Purchased Services	\$ 0	\$ 0	\$ 0	\$ 0	\$ 0	\$ 0
Materials & Supplies	725,000	450,000	455,000	460,000	465,000	470,000
Inter-Agency Charges	160,000	162,800	165,824	169,090	172,617	176,426
Loans	0	0	0	0	0	0
Professional Fees	0	0	0	0	0	0
Land & Land Improve	565,000	610,200	659,016	711,737	768,676	830,170
Building & Bldg Improve	100,000	100,000	100,000	375,000	100,000	100,000
Equipment and Vehicles	925,000	450,000	5,075,000	450,000	4,550,000	50,000
Other	0	0	0	0	0	0
<b>Total Project Costs</b>	<b>\$ 2,475,000</b>	<b>\$ 1,773,000</b>	<b>\$ 6,454,840</b>	<b>\$ 2,165,827</b>	<b>\$ 6,056,293</b>	<b>\$ 1,626,597</b>

<b>Funding Sources:</b>						
Federal Sources	\$ 0	\$ 0	\$ 0	\$ 0	\$ 0	\$ 0
State Sources	110,000	95,000	95,000	95,000	95,000	95,000
Impact Fees	0	0	0	0	0	0
Private Contributions	93,000	95,600	101,648	108,180	115,234	122,853
Revenue Bonds	0	0	0	0	0	0
Special Assessments	50,000	50,000	50,000	50,000	50,000	50,000
TIF Cash	0	0	0	0	0	0
County Sources	42,000	42,160	42,333	42,519	42,721	42,939
Reserves Applied	0	0	0	0	0	0
Other	940,000	813,840	852,547	894,351	939,499	988,259
<b>Total Other Sources</b>	<b>\$ 1,235,000</b>	<b>\$ 1,096,600</b>	<b>\$ 1,141,528</b>	<b>\$ 1,190,050</b>	<b>\$ 1,242,454</b>	<b>\$ 1,299,051</b>

G.O. General Fund	\$ 1,240,000	\$ 676,400	\$ 5,313,312	\$ 975,777	\$ 4,813,839	\$ 327,546
G.O. Non-General Fund	0	0	0	0	0	0
<b>Total G.O. Debt</b>	<b>\$ 1,240,000</b>	<b>\$ 676,400</b>	<b>\$ 5,313,312</b>	<b>\$ 975,777</b>	<b>\$ 4,813,839</b>	<b>\$ 327,546</b>

**Estimated Annual Debt Service**

G.O. General Fund	\$ 161,200	\$ 87,932	\$ 690,731	\$ 126,851	\$ 625,799	\$ 42,581
G.O. Non-General Fund	\$ 0	\$ 0	\$ 0	\$ 0	\$ 0	\$ 0



**Capital Budget**

**Traffic Engineering**

**Street Light Infrastructure** Project No. 1 Acct. No. 810411

GO \$ 80,000  
Other 520,000  
\$ 600,000

This project provides funding for the upgrade/replacement of older street lighting systems, including computer support; replacement or painting/refurbishing of older poles, fixtures, cable and other major street light equipment; and installation of new street lights. Other funding sources are from City capital projects or State, County, other municipalities and private contributions for street light infrastructure installed at locations outside or adjacent to the City's jurisdiction. \$80,000 in GO borrowing is reauthorized from 2013.

**URD/URC Street Lighting** Project No. 2 Acct. No. 810412

GO \$ 0  
Other 50,000  
\$ 50,000

This is a continuing project to install street lighting in newly developed and reconstructed areas where electrical power lines are underground. The actual costs are related to the amount of new residential or commercial development. Costs are assessed directly to the property owners and funds are placed in a segregated revolving fund. No General Fund tax dollars are used in this program.

**Public Safety Radio System** Project No. 3 Acct. No. 810414

GO \$ 810,000  
Other 0  
\$ 810,000

Dane County is in the process of installing a new digital emergency communication system. The City is also upgrading much of its radio system to convert to a digital system. Madison Police and Fire Departments require certain features that will not be included in the County's new system; therefore the City will continue to maintain a separate system to be linked with the County's system. Project funding will allow for the replacement of the system's controllers beginning in 2014, an accelerated replacement schedule due to the need to replace some equipment damaged in a lighting strike and other equipment that is nearing the end of its useful life and for which replacement parts are increasingly difficult to procure.

**Traffic Signal Infrastructure** Project No. 4 Acct. No. 810417

GO \$ 300,000  
Other 500,000  
\$ 800,000

This is a continuing program to replace and modernize the existing signal system and install new traffic signals. Major work items will include upgrades to existing signals, controllers, system master controllers, signal coordination, conflict monitors, Light Emitting Diode (LED) signals, signal heads, cable and other signal equipment. Other funding is provided from other capital budget sources or State, County, other municipalities and private contributions for traffic signal infrastructure installed at locations outside of or adjacent to the City's jurisdiction. In 2014, \$185,000 of the GO borrowing is for replacement of obsolete controllers (beyond routine traffic signal replacement/repair costs). This program will help create a more functional as well as effective and efficient traffic control system. The GO borrowing of \$300,000 is reauthorized from 2013.

**Traffic Safety Infrastructure**

Project No. 5 Acct. No. 0

GO \$ 50,000  
Other 50,000  
\$ 100,000

This program improves safety and accessibility for pedestrians, bicyclists, motorists and transit users. It may include geometric improvements such as realignments, construction and reconstruction of corner radii, traffic islands, median breaks, turn lanes, guardrails, and safety and other traffic control devices. Also included is the design and local share of State Highway Hazard Elimination program funded projects, signs, in-street pedestrian signs and traffic safety studies. High crash frequency intersections and corridors will be targeted with these funds. Other funding is from State grant funds.

**Small Tower Truck Replacement**

Project No. 6 Acct. No. 0

GO \$ 0  
Other 115,000  
\$ 115,000

Traffic Engineering has operated with two small tower trucks since 2010 when a new tower truck was purchased by Fleet Service. The older truck, purchased in 1999, was originally to be surplused; however, it has been retained as it has been proven an invaluable asset as demand for traffic signal and lighting installation and maintenance has increased and the locations have spread out geographically through the City and Dane County. The smaller, versatile tower trucks have proven to be efficient as they may be operated by one employee, unlike the larger tower truck which requires two operators. The demands on electric staff continue to grow with an increasing amount of camera install/repair work (surveillance and traffic signal) and increased street lighting (Alliant has discontinued service of 1,300 streetlights in 2010). The 1999 vehicle has become progressively more costly to maintain and Fleet Service has recommended that TE budget for the purchase of a new vehicle. Other funding is from a direct appropriation from the General Fund.

**Curb Sprayer**

Project No. 7 Acct. No. 0

GO \$ 0  
Other 0  
\$ 0

Traffic Engineering uses a curb spray machine to mark curbs and traffic islands yellow to indicate parking is prohibited. The current machine is 13 yrs old. Repair parts if available, have been expensive to obtain and/or fabricate as the manufacturer went out of business shortly after the initial purchase. The machine is unreliable and in need of replacement. The painting season is short due to rain and cold temperatures; any downtime is detrimental to painting operations.

**Com Tower at New Facility**

Project No. 8 Acct. No. 810414

GO \$ 0  
Other 0  
\$ 0

The Traffic Engineering (TE) communications service is planning on relocating to a new site (most likely, the recently purchased Nakoosa Trail site) in 2017. TE has an 85' monopole outside at its current Sayle Street location and numerous antennae mounted on the building. Instead of paying to relocate these older devices, TE is requesting funds to purchase a new 150' freestanding tower. A freestanding tower is more space efficient and accommodates more antennas than the current tower. The new location sits in a hole with hills to the east and southeast approx 90' higher than the ground level of the new office. A 150' tower would be needed for service/system monitoring and testing by technicians as well as for RF connections directly to the systems serviced.

**2014  
Capital Budget  
Summary**

**Agency Name: Traffic Engineering**

**Agency Number: 57**

Project Name	Agency Request	Executive	Executive		
			G.O. Debt	Other Funding	Total
1 Street Light Infrastructure	\$ 600,000	\$ 600,000	\$ 80,000	\$ 520,000	\$ 600,000
2 URD/URC Street Lighting	50,000	50,000	0	50,000	50,000
3 Public Safety Radio System	0	810,000	810,000	0	810,000
4 Traffic Signal Infrastructure	765,000	800,000	300,000	500,000	800,000
5 Traffic Safety Infrastructure	100,000	100,000	50,000	50,000	100,000
6 Small Tower Truck Replacement	115,000	115,000	0	115,000	115,000
7 Curb Sprayer	0	0	0	0	0
8 Com Tower at New Facility	0	0	0	0	0
<b>Total</b>	<b>\$ 1,630,000</b>	<b>\$ 2,475,000</b>	<b>\$ 1,240,000</b>	<b>\$ 1,235,000</b>	<b>\$ 2,475,000</b>

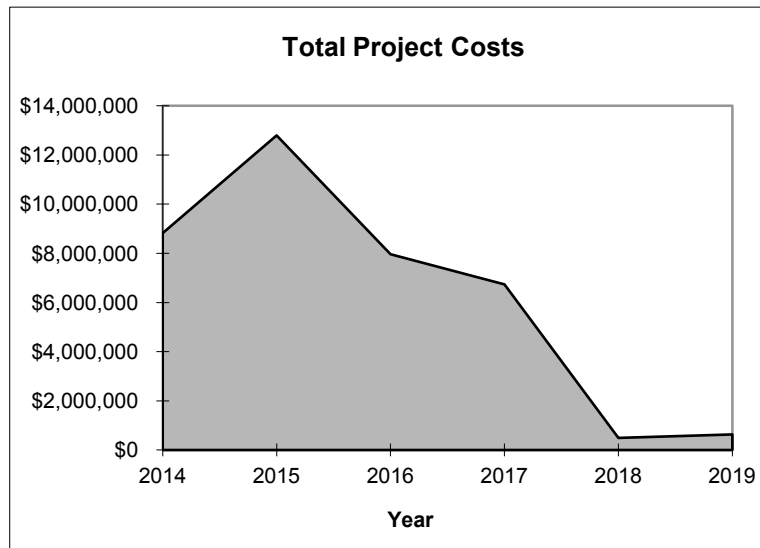


**2014  
Capital Budget  
Capital Improvement Program**

**Agency Name: Parking Utility**

**Agency Number: 58**

Project Name	Capital Budget	Future Year Estimates				
	<u>2014</u>	<u>2015</u>	<u>2016</u>	<u>2017</u>	<u>2018</u>	<u>2019</u>
1 Parking Garage Repairs	\$ 1,115,000	\$ 794,000	\$ 912,000	\$ 685,000	\$ 432,000	\$ 583,000
2 Judge Doyle Square Garage	7,000,000	10,950,000	6,000,000	6,000,000	10,000	0
3 Parking Revenue/Enforcement Equip.	450,000	1,000,000	1,000,000	0	0	0
4 Video Cameras	25,000	25,000	25,000	25,000	25,000	25,000
5 Shop Maintenance	25,000	25,000	25,000	25,000	25,000	25,000
6 Elevator Maintenance	206,225	0	0	0	0	0
<b>Total</b>	<b>\$ 8,821,225</b>	<b>\$12,794,000</b>	<b>\$ 7,962,000</b>	<b>\$ 6,735,000</b>	<b>\$ 492,000</b>	<b>\$ 633,000</b>



**2014  
Capital Budget  
Expenditure Categories and Funding Sources**

Agency Name: **Parking Utility**

Agency No.: 58

All Projects	Capital Budget	Future Year Estimates				
	<u>2014</u>	<u>2015</u>	<u>2016</u>	<u>2017</u>	<u>2018</u>	<u>2019</u>
<b>Expenditures:</b>						
Purchased Services	\$ 0	\$ 0	\$ 0	\$ 0	\$ 0	\$ 0
Materials & Supplies	0	0	0	0	0	0
Inter-Agency Charges	0	0	0	0	0	0
Loans	0	0	0	0	0	0
Professional Fees	2,150,000	124,000	142,000	80,000	92,000	83,000
Land & Land Improve	0	0	0	0	0	0
Building & Bldg Improve	6,196,225	11,645,000	6,795,000	6,630,000	375,000	525,000
Equipment and Vehicles	475,000	1,025,000	1,025,000	25,000	25,000	25,000
Other	0	0	0	0	0	0
<b>Total Project Costs</b>	<u>\$ 8,821,225</u>	<u>\$ 12,794,000</u>	<u>\$ 7,962,000</u>	<u>\$ 6,735,000</u>	<u>\$ 492,000</u>	<u>\$ 633,000</u>
<b>Funding Sources:</b>						
Federal Sources	\$ 0	\$ 0	\$ 0	\$ 0	\$ 0	\$ 0
State Sources	0	0	0	0	0	0
Impact Fees	0	0	0	0	0	0
Private Contributions	0	0	0	0	0	0
Revenue Bonds	0	6,000,000	6,000,000	6,000,000	0	0
Special Assessments	0	0	0	0	0	0
TIF Cash	0	0	0	0	0	0
County Sources	0	0	0	0	0	0
Reserves Applied	8,821,225	6,794,000	1,962,000	735,000	492,000	633,000
Other	0	0	0	0	0	0
<b>Total Other Sources</b>	<u>\$ 8,821,225</u>	<u>\$ 12,794,000</u>	<u>\$ 7,962,000</u>	<u>\$ 6,735,000</u>	<u>\$ 492,000</u>	<u>\$ 633,000</u>
G.O. General Fund	\$ 0	\$ 0	\$ 0	\$ 0	\$ 0	\$ 0
G.O. Non-General Fund	0	0	0	0	0	0
<b>Total G.O. Debt</b>	<u>\$ 0</u>	<u>\$ 0</u>	<u>\$ 0</u>	<u>\$ 0</u>	<u>\$ 0</u>	<u>\$ 0</u>
<b>Estimated Annual Debt Service</b>						
G.O. General Fund	\$ 0	\$ 0	\$ 0	\$ 0	\$ 0	\$ 0
G.O. Non-General Fund	\$ 0	\$ 0	\$ 0	\$ 0	\$ 0	\$ 0

**Capital Budget**

**Parking Utility**

**Parking Garage Repairs**

Project No. 1 Acct. No. 810421

GO \$ 0  
Other 1,115,000  
\$ 1,115,000

This is a continuing program of major repairs encompassing entire garage sections, including the replacement of concrete and steel reinforcement and the addition of a waterproof membrane system to the wearing surface in select locations. In 2008, the Parking Utility began a decade-long rehabilitation of electrical (including lighting), mechanical and plumbing systems to improve the facilities. In 2014, work is planned for the Government East (\$223,000), State St. Capitol (\$527,000), State St. Campus-Lake & Frances (\$170,000), Capitol Square North (\$112,000), and Overture (\$73,000) garages. These garages have an average age of 43 years and will require an increasing amount of work as time goes on. \$10,000 is to remodel/repair a parking garage office as needed.

**Judge Doyle Square Garage**

Project No. 2 Acct. No. 810620

GO \$ 0  
Other 7,000,000  
\$ 7,000,000

This project envisions a 1,300-stall garage to be built on the current Madison Municipal Building (MMB)/Government East garage site with approximately 600 stalls financed by the Parking Utility. It may be built in conjunction with a hotel, bike station and office tower and extend under Pinckney St. into the current Government East site. Planning will take place in 2014/15 costing approximately \$2,000,000, with construction in 2014/17 costing an estimate \$27,000,000 (\$41,000/space x 600 stalls, including land value). Phasing allows for the demolition of the Government East garage in 2015/16. The Government East Garage is 55 years old and near the end of its useful life. The current maintenance schedule would keep the facility in operation for approximately 3 more years. The demolition cost estimate for the garage is \$950,000. \$1,500,000 is reauthorized from 2103.

**Parking Revenue/Enforcement Equip.**

Project No. 3 Acct. No. 810421

GO \$ 0  
Other 450,000  
\$ 450,000

This project funds the replacement and modification of on-street and off-street parking revenue equipment. This investment will create customer-friendly options (credit card payments and pay-by-phone capability). With increasing meter rates, the amount of coinage necessary to pay for parking has become burdensome. Zeag equipment in the parking garages is now 9 years-old, with an expected lifespan of 10 years. It will need to be replaced in a timely manner as it performs a multitude of tasks for customers and employees. The Parking Utility plans to test a conversion of remaining single-space parking meters to smart meters, and will continue connecting more multi-space meters directly to the City network.

**Video Cameras**

Project No. 4 Acct. No. 810421

GO \$ 0  
Other 25,000  
\$ 25,000

In the Parking Utility's most recent customer survey, safety and security were primary concerns of customers. Video surveillance can act as a deterrent to some individuals and assist law enforcement in capturing and prosecuting criminals. Cameras will also allow the Utility to monitor exit stations and pay-on-foot machines to safeguard revenue and assist customers. Cameras have been installed in all garages with the exception of the Government East garage, as the Utility is anticipating its demolition within 3 years. A new below-grade Judge Doyle Square garage will require extensive video surveillance equipment.

**Shop Maintenance**

Project No. **5** Acct. No. 810416

GO \$ 0  
Other 25,000  
\$ 25,000

This project provides funding for on-going remediation and maintenance of the shared offices of the Parking Utility (PU) and Traffic Engineering (TE) facility at the 1120 Sayle Street facility, which may include additional HVAC work, electrical upgrades and building insulation. Projects which impact shared space are typically funded by a shared cost of 25% borne by PU, and 75% by TE.

**Elevator Maintenance**

Project No. **6** Acct. No. 810421

GO \$ 0  
Other 206,225  
\$ 206,225

This project includes the modernization of the Overture Center garage elevator, which is now 30 years old, and duplexing the two elevators at the State Street Capitol garage.

Unless otherwise noted, all capital project funding is from Parking Utility reserves.

**2014  
Capital Budget  
Summary**

**Agency Name: Parking Utility**

**Agency Number: 58**

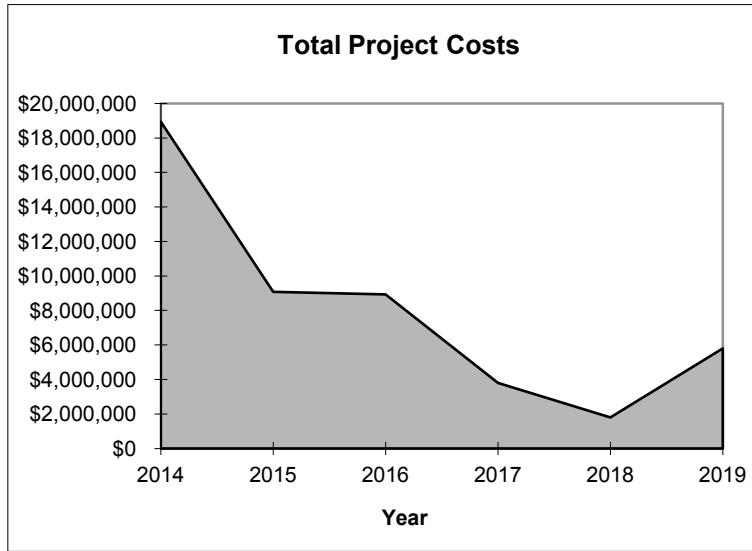
Project Name	Agency Request	Executive	Executive		
			G.O. Debt	Other Funding	Total
1 Parking Garage Repairs	\$ 1,115,000	\$ 1,115,000	\$ 0	\$ 1,115,000	\$ 1,115,000
2 Judge Doyle Square Garage	7,000,000	7,000,000	0	7,000,000	7,000,000
3 Parking Revenue/Enforcement Equip.	450,000	450,000	0	450,000	450,000
4 Video Cameras	25,000	25,000	0	25,000	25,000
5 Shop Maintenance	25,000	25,000	0	25,000	25,000
6 Elevator Maintenance	206,225	206,225	0	206,225	206,225
<b>Total</b>	<b>\$ 8,821,225</b>	<b>\$ 8,821,225</b>	<b>\$ 0</b>	<b>\$ 8,821,225</b>	<b>\$ 8,821,225</b>

**2014  
Capital Budget  
Capital Improvement Program**

**Agency Name: Planning and Community and Econ. Dev. Agency Number: 21**

Project Name	Future Year Estimates					
	Capital Budget 2014	2015	2016	2017	2018	2019
1 Municipal Art Fund	\$ 100,000	\$ 80,000	\$ 80,000	\$ 80,000	\$ 80,000	\$ 80,000
2 Law Park Planning	80,000	0	0	0	0	0
3 Lake Mendota Path	0	0	0	0	0	0
4 Digital Model of Isthmus	30,000	0	0	0	0	0
5 Broom Street Gateway	0	50,000	0	0	0	0
6 Downtown Historic Preservation Plan	0	50,000	0	0	0	0
7 Transp. Master Plan for a Livable City	100,000	0	0	0	0	0
8 Neighborhood Centers	400,000	1,000,000	1,000,000	1,000,000	1,000,000	5,000,000
9 CDA Red. - Truax Area Master Plan	940,000	0	0	0	0	0
10 CDA Redevelopment - Village on Park	300,000	0	0	0	0	0
11 Public Housing Redevelopment	340,000	240,000	240,000	240,000	240,000	240,000
12 South Capitol TOD (Judge Doyle Sq.)	990,000	0	0	0	0	0
14 TID 27 - Lake Point Redevelopment	500,000	500,000	500,000	0	0	0
15 TID 36 - Capitol Gateway Corridor	200,000	400,000	150,000	150,000	150,000	150,000
16 TID 37 - Union Corners	30,000	30,000	30,000	30,000	30,000	30,000
18 TID 39 - Stoughton Rd.	830,000	30,000	30,000	30,000	30,000	30,000
19 TID 40 - Northside	0	0	0	0	0	0
20 TID 41 - University / Whitney	0	0	0	0	0	0
21 TID 42 - Wingra	30,000	30,000	30,000	30,000	30,000	30,000
22 TID 44 - Royster Clark	0	0	0	0	0	0
23 TID XX - John Nolen Drive	0	0	0	0	0	0
25 TID 32 - Upper State Street Corridor	332,000	200,000	200,000	200,000	200,000	200,000
26 Economic Development Plan	0	0	0	0	0	0
27 Tax Incremental Finance Districts	0	0	0	0	0	0
28 Public Market	3,500,000	4,000,000	2,000,000	2,000,000	0	0
29 TID XX - West Beltline	0	0	0	0	0	0
30 TID 35 - Todd Drive / West Beltline	500,000	0	0	0	0	0
31 Center for Industry and Commerce	100,000	40,000	40,000	40,000	40,000	40,000
32 Housing Employers Study	40,000	30,000	30,000	0	0	0
33 Block 800 East Washington (TID #36)	7,900,000	0	0	0	0	0
34 TID 43 - Park / Drake	1,000,000	0	0	0	0	0
35 SRO Study	300,000	2,100,000	1,800,000	0	0	0

Project Name	Capital Budget	Future Year Estimates				
	2014	2015	2016	2017	2018	2019
36 Mosaic Ridge Construction Financing	300,000	300,000	300,000	0	0	0
37 100 West Mifflin Street (TID 32)	100,000	0	2,500,000	0	0	0
<b>Total</b>	<b>\$18,942,000</b>	<b>\$ 9,080,000</b>	<b>\$ 8,930,000</b>	<b>\$ 3,800,000</b>	<b>\$ 1,800,000</b>	<b>\$ 5,800,000</b>



**2014  
Capital Budget  
Expenditure Categories and Funding Sources**

Agency Name: **Planning and Community and Econ. Dev.** Agency No.: 21

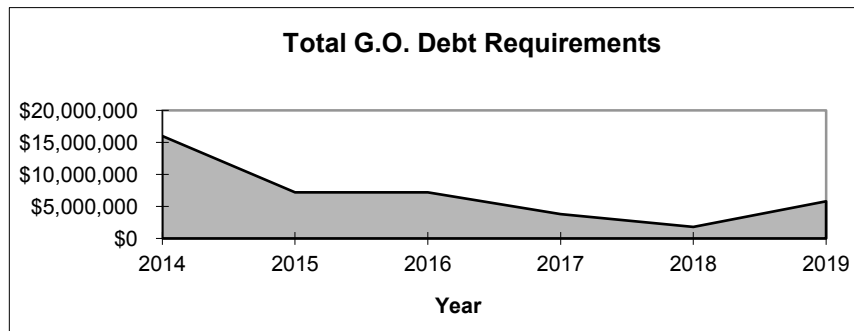
All Projects	Capital Budget	Future Year Estimates				
	2014	2015	2016	2017	2018	2019
<b>Expenditures:</b>						
Purchased Services	\$ 140,000	\$ 30,000	\$ 30,000	\$ 0	\$ 0	\$ 0
Materials & Supplies	30,000	0	0	0	0	0
Inter-Agency Charges	0	0	0	0	0	0
Loans	10,482,000	200,000	200,000	200,000	200,000	200,000
Professional Fees	2,130,000	500,000	700,000	200,000	200,000	200,000
Land & Land Improve	3,480,000	280,000	1,680,000	180,000	180,000	180,000
Building & Bldg Improve	2,480,000	7,740,000	3,740,000	3,140,000	1,140,000	5,140,000
Equipment and Vehicles	0	0	0	0	0	0
Other	200,000	330,000	2,580,000	80,000	80,000	80,000
<b>Total Project Costs</b>	<b>\$ 18,942,000</b>	<b>\$ 9,080,000</b>	<b>\$ 8,930,000</b>	<b>\$ 3,800,000</b>	<b>\$ 1,800,000</b>	<b>\$ 5,800,000</b>

<b>Funding Sources:</b>						
Federal Sources	\$ 440,000	\$ 0	\$ 0	\$ 0	\$ 0	\$ 0
State Sources	0	0	0	0	0	0
Impact Fees	0	0	0	0	0	0
Private Contributions	0	0	0	0	0	0
Revenue Bonds	0	0	0	0	0	0
Special Assessments	0	0	0	0	0	0
TIF Cash	1,550,000	500,000	500,000	0	0	0
County Sources	0	0	0	0	0	0
Reserves Applied	600,000	300,000	300,000	0	0	0
Other	350,000	1,080,000	930,000	0	0	0
<b>Total Other Sources</b>	<b>\$ 2,940,000</b>	<b>\$ 1,880,000</b>	<b>\$ 1,730,000</b>	<b>\$ 0</b>	<b>\$ 0</b>	<b>\$ 0</b>

G.O. General Fund	\$ 5,580,000	\$ 6,510,000	\$ 4,260,000	\$ 3,360,000	\$ 1,360,000	\$ 5,360,000
G.O. Non-General Fund	10,422,000	690,000	2,940,000	440,000	440,000	440,000
<b>Total G.O. Debt</b>	<b>\$ 16,002,000</b>	<b>\$ 7,200,000</b>	<b>\$ 7,200,000</b>	<b>\$ 3,800,000</b>	<b>\$ 1,800,000</b>	<b>\$ 5,800,000</b>

**Estimated Annual Debt Service**

G.O. General Fund	\$ 725,400	\$ 846,300	\$ 553,800	\$ 436,800	\$ 176,800	\$ 696,800
G.O. Non-General Fund	\$ 1,354,860	\$ 89,700	\$ 382,200	\$ 57,200	\$ 57,200	\$ 57,200





**Capital Budget**

**Planning and Community and Econ. Dev.**

**Municipal Art Fund** Project No. 1 Acct. No. 810427

GO \$ 0  
Other 100,000  
\$ 100,000

The Municipal Art Fund is a continuing program, integrating art into public projects and the public realm. Expenditures and projects related to the commissioning and purchase of artwork are defined in the Public Art Framework and Field Guide for Madison, Wisconsin (adopted 2002). Ten percent of the available funds are reserved for maintenance. Other funding is from a direct appropriation from the General Fund.

**Law Park Planning** Project No. 2 Acct. No. 0

GO \$ 0  
Other 80,000  
\$ 80,000

This project will provide funding for preliminary planning design work for Law Park east of the Monona Terrace Community and Convention Center. The Downtown Plan identifies the development of this site into a signature City lakefront park as a priority. This project would involve hiring a consultant to further explore alternatives, refine design concepts, prepare final design plans, research Federal and State regulatory implications and funding opportunities, and develop an implementation strategy. Other funding is from a direct appropriation from the General Fund.

**Lake Mendota Path** Project No. 3 Acct. No. 0

GO \$ 0  
Other 0  
\$ 0

This project has been moved to the Engineering - Bicycle and Pedestrian agency, Project No. 31.

**Digital Model of Isthmus** Project No. 4 Acct. No. 0

GO \$ 0  
Other 30,000  
\$ 30,000

This project will fund the creation of a digital model of the greater Isthmus, as recommended in the Downtown Plan. This to-scale model will depict topography and buildings at a high level of accuracy. Such a model will facilitate the evaluation of development proposals as architectural drawings will be able to be inserted into the model. The model will be invaluable to other projects and studies. Development of the base model occurred in 2013. Funds will be used for the hardware, software and training necessary to utilize the model. Other funding is from a direct appropriation from the General Fund.

**Broom Street Gateway** Project No. 5 Acct. No. 0

GO \$ 0  
Other 0  
\$ 0

Funding of \$50,000 in 2015 is for the design of the Broom Street Gateway in the vicinity of Broom Street and John Nolen Drive. As recommended in the Downtown Plan, this is a major entry point into the Downtown and is in need of significant enhancements to improve its aesthetics and accommodate a variety of user groups. This project involves hiring a consultant to explore alternatives and develop final design plans.

**Downtown Historic Preservation Plan** Project No. **6** Acct. No. **0**

GO \$ 0  
 Other 0  
\$ 0

Madison's Downtown Preservation Plan was adopted in 1998. Many of its recommendations have been implemented, but many have not. During the development of the Downtown Plan, several commissions stressed the need to finish the Preservation Plan, to ensure it remains an effective tool to preserve the City's heritage resources, and the Downtown Plan recommends that it be completed. Funding of \$50,000 in 2015 will be utilized to hire consultants as needed and for other expenses associated with the completion of the plan, including researching and potentially nominating properties identified as "potential landmarks."

**Transp. Master Plan for a Livable City** Project No. **7** Acct. No. **810731**

GO \$ 0  
 Other 100,000  
\$ 100,000

The goal of this plan is to make Madison a more walkable, bikeable and livable city. This plan for a livable city will build on existing transportation (bike, pedestrian, auto and transit) and land use plans by integrating and harmonizing their recommendations, and making new recommendations where needed. It will cover the entire City and include recommendations for implementation and funding. A major focus will be creating and/or strengthening walkable neighborhoods, both in new development and already developed areas. The plan will also focus on movement between neighborhoods and around the City, with an emphasis on creating transportation choices, especially bicycling and transit. The Mayor will appoint a committee to be approved by the Common Council to guide the work of the consultant team (working with City agencies) and to develop recommendations for the Mayor and Common Council. Public outreach and participation will be a major component of the planning process. Other funding is from a direct appropriation from the General Fund.

**Neighborhood Centers** Project No. **8** Acct. No. **810559**

GO \$ 400,000  
 Other 0  
\$ 400,000

This project provides ongoing funding to support, at the direction of the Mayor and Common Council, capital costs associated with expanding or renovating existing neighborhood centers as well as developing new centers. The funding is for planning, design work, property acquisition or construction. The funding anticipates at least one project each year, at locations to be determined. Funding of \$5,000,000 in 2019 is for a potential new center in the Leopold / Arbor Hills neighborhood as recommended by the Leopold / Arbor Hills neighborhood resource team.

**CDA Red. - Truax Area Master Plan** Project No. **9** Acct. No. **810659**

GO \$ 940,000  
 Other 0  
\$ 940,000

This project is a rollover of 2013 budget authorization for the redevelopment of the CDA's public housing site at Truax Park. When the CDA did not receive critical Low Income Housing Tax Credits for Truax Park Phase 2 in 2012, it delayed commencement of the next phase for one year. The CDA has now received an allocation of Tax Credits for Phase 2 which will allow it to move forward during 2013 and 2104. Phase 2 includes the replacement of 40 public housing units and the construction of 8 apartments for chronically homeless individuals. The requested funding will also allow the CDA to move forward with the remainder of its redevelopment efforts at Truax Park. The debt service will be borne by the City General Fund. The \$940,000 in GO borrowing is reauthorized from 2013.

**CDA Redevelopment - Village on Park** Project No. **10** Acct. No. 810578

GO \$ 0  
Other 300,000  
\$ 300,000

Funding will be used to remove asbestos from the underside of the roof deck in the Atrium so that the roof can be replaced. Other funding is from reserves associated with Village on Park operations.

**Public Housing Redevelopment** Project No. **11** Acct. No. 810659

GO \$ 340,000  
Other 0  
\$ 340,000

Funding will be used for planning and implementation of public housing redevelopment in 2014 through 2019. This project funding is to be used more broadly for the planning and redevelopment work associated with the CDA's public housing portfolio including but not limited to the Triangle, Romnes, Webb-Rethke, and Tenney Park. The funding will be used to leverage significant other public and private funding. The debt service expense will be borne by the City General Fund. \$100,000 of the GO borrowing is reauthorized from 2013.

**South Capitol TOD (Judge Doyle Sq.)** Project No. **12** Acct. No. 810707

GO \$ 0  
Other 990,000  
\$ 990,000

This project is funding a multi-year, multi-phased development planning process started in 2010 on a City owned 1.2 acre site on Block 105 in Downtown Madison (currently the location of the City's Government East Parking Structure), known as Judge Doyle Square, and a larger 20 block area of Downtown known as the South Capitol Transit Oriented Planning District. The first phase of the project, completed in 2012, resulted in a report recommending a multi-year, multi-phased public-private mixed use development project for Block 88 (the Municipal Building block) and Block 105, requiring an RFP/RFQ process and the appointment of an ad-hoc committee to oversee the process. This process will also include the issuance of an RFP for schematic design plans and cost estimates for the Madison Municipal Building renovation for continued use as City offices on the block. The next step will include the completion of the next phase of the TIGER II grant from the Federal Transit Administration, which will include the preparation of a master plan and detailed implementation recommendations for the South Capitol Transit Oriented Development Planning District. This project includes the preparation of preliminary architectural drawings and preliminary engineering for specific projects identified during the master planning process. Funding for this project includes reauthorization from 2013 of the remaining portion of the TIGER II grant (\$440,000), and reauthorization of \$550,000 in available TID 25 proceeds.

**TID 27 - Lake Point Redevelopment** Project No. **14** Acct. No. 822701

GO \$ 0  
Other 500,000  
\$ 500,000

The CDA has completed significant work in the Lake Point Redevelopment District; however, work on a few remaining parcels is needed to complete the redevelopment and anchor the west end of Lake Point Drive at Hoboken Road. The TIF district is now set to generate positive cash flow and the available cash flow in 2014 would be used to create a master plan for the area and purchase land/buildings. Other funding is a reauthorization from 2013 of \$285,000 in available TID 27 proceeds, plus new funding of \$215,000, also from TID 27 available proceeds.

**TID 36 - Capitol Gateway Corridor** Project No. **15** Acct. No. 823601

GO \$ 200,000  
 Other 0  
\$ 200,000

This is a project to enhance economic and industrial growth within an area generally bounded by First Street, East Washington Avenue, and Blount and East Wilson Streets. Funding of \$100,000 is provided for project management, marketing, and outreach efforts to assist the retention and expansion of existing businesses, and to attract new businesses to the Capitol East District; \$100,000 is for property holding costs, streetscape and other district improvements. The General Obligation borrowing is debt that is TID-eligible.

**TID 37 - Union Corners** Project No. **16** Acct. No. 823701

GO \$ 30,000  
 Other 0  
\$ 30,000

Funding of \$30,000 is provided for property holding costs in TID #37. These funds will facilitate the development of the Union Corners parcel owned by the City. The funding is General Obligation borrowing that is TID-eligible.

**TID 39 - Stoughton Rd.** Project No. **18** Acct. No. 823901

GO \$ 830,000  
 Other 0  
\$ 830,000

This TID was created to promote economic development within an area generally bounded by South Stoughton Road, Cottage Grove Road, Interstate 39/90 and the property line between Voges Road and the Beltline. 2014 funding includes \$80,000 for property holding costs and marketing in the BioAg Gateway (\$50,000 of which is reauthorized from 2013); \$400,000 for a potential TIF loan to an industrial project; and reauthorization of \$350,000 from 2013 for payment to the World Dairy Campus Owner's Association for land acquisition related to the reconstruction and conversion of private streets to public streets. The funding is General Obligation borrowing that is TID-eligible

**TID 40 - Northside** Project No. **19** Acct. No. 824201

GO \$ 0  
 Other 0  
\$ 0

This TID was created in 2009 to encourage commercial revitalization, building enhancements and public improvements to stimulate economic development and eliminate blighting influences. The TID boundaries are generally defined on both sides of a corridor that runs from First St. along Sherman Ave., Northport Dr., Packers Ave. and Troy Dr. No funding is included in the Capital Improvement Program.

**TID 41 - University / Whitney** Project No. **20** Acct. No. 824101

GO \$ 0  
 Other 0  
\$ 0

This TID was created in 2011 to encourage commercial revitalization and public improvements and to stimulate economic development and blight elimination. The TID boundary is University Avenue, Whitney Way and Old Middleton Road. No funding is included in the Capital Improvement Program.

**TID 42 - Wingra**Project No. **21** Acct. No. 824201

GO \$ 30,000  
 Other 0  
\$ 30,000

This TID was created to encourage commercial revitalization, housing development, building enhancements, and public improvements to stimulate economic development and eliminate blighting influences. The TID boundaries are generally South Park Street, West Wingra Drive, and Fish Hatchery Road. Funding of \$30,000 is TID-eligible General Obligation borrowing for holding costs associated with the former Truman Olson Army Reserve Center property. All funding is reimbursable through TIF proceeds.

**TID 44 - Royster Clark**Project No. **22** Acct. No. 0

GO \$ 0  
 Other 0  
\$ 0

This newly created TID lies along Cottage Grove Road between Monona Drive and South Stoughton Road. The project will focus on commercial revitalization, housing, and building public and private improvements to stimulate economic development and eliminate blighting influences. No funding has been included in the Capital Improvement Program pending identification of specific projects.

**TID XX - John Nolen Drive**Project No. **23** Acct. No. 0

GO \$ 0  
 Other 0  
\$ 0

This TID will be created to encourage commercial revitalization, building enhancements and public improvements to stimulate economic development and eliminate blighting influences. The TID boundaries are generally John Nolen Dr. from Proudfit St. to King St. and include the Bassett Neighborhood, Block 88 where the Madison Municipal Building is located and the Government East Parking Ramp on Block 105. No funding has been included in the Capital Improvement Program pending identification of specific projects.

**TID 32 - Upper State Street Corridor**Project No. **25** Acct. No. 823201

GO \$ 332,000  
 Other 0  
\$ 332,000

This TID was created to encourage commercial revitalization, building enhancement and public improvements in order to stimulate development in the 100-400 blocks of State Street. The boundaries were amended in 2008. The TID boundaries were amended again in 2011 to extend the TID to include an area defined by E. Johnson St. on the east, James Madison Park on the north and Lake Mendota on the west. Funding is provided for Facade Improvements programs and Small Cap Loan funding. This level of annual funding is sufficient to meet expected demand and historical utilization. The funding is GO borrowing that is TID-eligible.

**Economic Development Plan**Project No. **26** Fund No. 810759

GO \$ 0  
 Other 0  
\$ 0

This project will fund the preparation of a new City of Madison Economic Development Plan to replace the "3-5 Year Strategic Economic Development Implementation Plan" adopted on August 5, 2008. The project was funded in 2013 with funding provided from a direct appropriation from the General Fund. As such, the funding is available and the project may proceed without the need for funding in the 2014 CIP.

**Tax Incremental Finance Districts**      Project No. **27**      Acct. No. **0**

GO \$ 0  
 Other 0  
\$ 0

This project will use tax incremental financing to promote redevelopment, revitalization and industrial development. No funds are borrowed until they are needed for identified project costs. Approval by the Common Council and in some cases, the local Joint Review Board is required. It is the intent of the Council that allocation of any portion of this project funding to specific projects will only require a simple majority vote. Upon reallocation to specific TIDs/projects, the General Obligation debt will be an expense that is eligible for repayment by the TID. Prior to the expenditure of any of these funds, the Common Council must approve a written policy stipulating funding priorities, policies and procedures. No funding has been included in the CIP.

**Public Market**      Project No. **28**      Acct. No. **810747**

GO \$ 3,500,000  
 Other 0  
\$ 3,500,000

This project provides funding for costs associated with the land acquisition, planning, and design for a Madison Public Market to serve Madison and promote the use of local foods and products as part of the City's economic development strategy.

**TID XX - West Beltline**      Project No. **29**      Acct. No. **0**

GO \$ 0  
 Other 0  
\$ 0

This TID may be created to encourage industrial and commercial development to stimulate economic development. The TID boundaries will generally be Deming Way, John Q. Hammons Drive and Fourier Drive within the corporate limits of the City of Madison. All funding is reimbursable through TIF proceeds, contingent on establishment of the TID. No funding has been included in the CIP.

**TID 35 - Todd Drive / West Beltline**      Project No. **30**      Acct. No. **823501**

GO \$ 0  
 Other 500,000  
\$ 500,000

The reauthorized funding from 2013 of \$500,000 derived from excess increment generated by TID #35 will support a loan/grant program similar to existing Rental Rehab and Small Cap TIF programs within and adjacent to the TID 35 boundary, as well as fund public improvements that will support the stabilization improvement of the neighborhood. The loan program and the public improvements will be informed by the recently completed neighborhood planning process. The program will be aimed at stabilizing and improving housing stock in the district.

**Center for Industry and Commerce**      Project No. **31**      Acct. No. **0**

GO \$ 100,000  
 Other 0  
\$ 100,000

This project funds holding, maintenance and marketing costs for the 96 acre Center for Industry and Commerce. As a result of negotiations, the City will reclaim full control in 2013. These funds will maintain the property and facilitate marketing and development.

**Housing Employers Study**      Project No. **32**      Acct. No. **0**

GO \$ 0  
 Other 40,000  
\$ 40,000

City staff under the direction of the Housing Strategy Committee are in the process of creating a biennial housing report. Funding will be used to hire the UW Survey Center to create and administer a survey to collect and analyze housing preference data from the employees of at least four (4) of the City's larger employers. The information collected will be used to inform not only the housing initiatives for the City, but also employment and business retention initiatives.

**Block 800 East Washington (TID #36)** Project No. **33** Acct. No. 823601

GO \$ 7,900,000  
Other 0  
\$ 7,900,000

This project provides funding for potential TIF assistance to the project selected by the 800 Block East Washington Selection Committee.

**TID 43 - Park / Drake** Project No. **34** Acct. No. 824301

GO \$ 1,000,000  
Other 0  
\$ 1,000,000

TID #43 Park/Drake has been created for the sole purpose of implementing a small cap TIF program that will assist with conversion of deteriorating rental housing into renovated single family homes. Forgivable loans will provide for the purchase and renovation of former single-family homes in the neighborhood that have been most recently utilized as student rental housing. Existing and planned multifamily developments in the TID will provide the generation of increment to support the small cap TIF program. The GO borrowing is TID-eligible.

**SRO Study** Project No. **35** Acct. No. 0

GO \$ 300,000  
Other 0  
\$ 300,000

This project provides funding to support the two-phase development of up to 100 units of very low cost permanent housing units for single persons. The project will be designed to serve persons who are homeless or recently homeless. It anticipates new construction of housing facilities. Pre-development costs would be incurred in 2014 and 2015 and would include efforts to secure Section 42 Affordable Housing Tax Credits. Construction would take place beginning in 2015, with funding from both the City and other funding sources.

**Mosaic Ridge Construction Financing** Project No. **36** Acct. No. 0

GO \$ 0  
Other 300,000  
\$ 300,000

In 2005 and 2006, the City purchased two properties on Allied Drive and Jenewein Rd. for redevelopment purposes. The property totals 11.5 acres. With significant neighborhood and community involvement a master plan for the 11.5 acres was created. The master plan includes the construction of owner occupied housing at varying levels of affordability. The CDA is moving forward with the sale and construction of 24 single family homes on Allied Drive ("Mosaic Ridge). Reserves in the Allied Fund of up to \$300,000 will be used to finance the construction of homes. The money will be repaid to the fund when the home is sold to a qualified home buyer and reused for the construction of an additional home.

**100 West Mifflin Street (TID 32)** Project No. **37** Acct. No. 0

GO \$ 100,000  
Other 0  
\$ 100,000

This project would fund design work in 2014 and reconstruction work in 2016 of the 100 block of West Mifflin Street. With the completion of the central public library and the reconstruction of the 100 block of State Street, the City has the opportunity to reconceptualize and activate the 100 West Mifflin block. This project proposes to engage in a design process in 2014 and to reconstruct 100 West Mifflin as a public space in 2016 using GO borrowing for which the debt service will be paid from TID #32 proceeds.

**2014  
Capital Budget  
Summary**

**Agency Name: Planning and Community and Econ. Dev. Agency Number: 21**

Project Name	Agency Request	Executive	Executive		
			G.O. Debt	Other Funding	Total
1 Municipal Art Fund	\$ 140,000	\$ 100,000	\$ 0	\$ 100,000	\$ 100,000
2 Law Park Planning	100,000	80,000	0	80,000	80,000
3 Lake Mendota Path	0	0	0	0	0
4 Digital Model of Isthmus	30,000	30,000	0	30,000	30,000
5 Broom Street Gateway	0	0	0	0	0
6 Downtown Historic Preservation Plan	0	0	0	0	0
7 Transp. Master Plan for a Livable City	500,000	100,000	0	100,000	100,000
8 Neighborhood Centers	900,000	400,000	400,000	0	400,000
9 CDA Red. - Truax Area Master Plan	665,000	940,000	940,000	0	940,000
10 CDA Redevelopment - Village on Park	300,000	300,000	0	300,000	300,000
11 Public Housing Redevelopment	240,000	340,000	340,000	0	340,000
12 South Capitol TOD (Judge Doyle Sq.)	990,000	990,000	0	990,000	990,000
14 TID 27 - Lake Point Redevelopment	500,000	500,000	0	500,000	500,000
15 TID 36 - Capitol Gateway Corridor	200,000	200,000	200,000	0	200,000
16 TID 37 - Union Corners	30,000	30,000	30,000	0	30,000
18 TID 39 - Stoughton Rd.	430,000	830,000	830,000	0	830,000
19 TID 40 - Northside	0	0	0	0	0
20 TID 41 - University / Whitney	0	0	0	0	0
21 TID 42 - Wingra	30,000	30,000	30,000	0	30,000
22 TID 44 - Royster Clark	0	0	0	0	0
23 TID XX - John Nolen Drive	0	0	0	0	0
25 TID 32 - Upper State Street Corridor	332,000	332,000	332,000	0	332,000
26 Economic Development Plan	175,000	0	0	0	0
27 Tax Incremental Finance Districts	1,368,000	0	0	0	0
28 Public Market	3,500,000	3,500,000	3,500,000	0	3,500,000
29 TID XX - West Beltline	0	0	0	0	0
30 TID 35 - Todd Drive / West Beltline	500,000	500,000	0	500,000	500,000
31 Center for Industry and Commerce	0	100,000	100,000	0	100,000
32 Housing Employers Study	0	40,000	0	40,000	40,000
33 Block 800 East Washington (TID #36)	0	7,900,000	7,900,000	0	7,900,000
34 TID 43 - Park / Drake	0	1,000,000	1,000,000	0	1,000,000
35 SRO Study	0	300,000	300,000	0	300,000
36 Mosaic Ridge Construction Financing	0	300,000	0	300,000	300,000
37 100 West Mifflin Street (TID 32)	0	100,000	100,000	0	100,000
<b>Total</b>	<b>\$ 10,930,000</b>	<b>\$ 18,942,000</b>	<b>\$ 16,002,000</b>	<b>\$ 2,940,000</b>	<b>\$ 18,942,000</b>

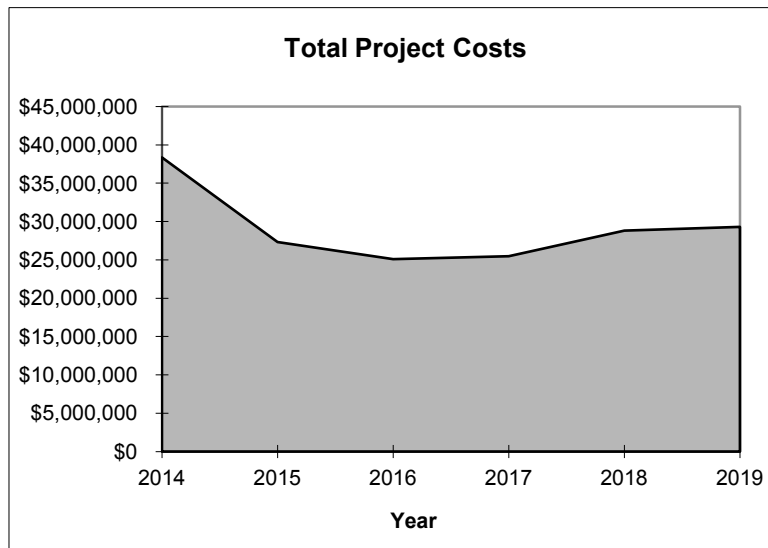


**2014  
Capital Budget  
Capital Improvement Program**

**Agency Name: Water Utility**

**Agency Number: 64**

Project Name	Capital Budget	Future Year Estimates				
	<u>2014</u>	<u>2015</u>	<u>2016</u>	<u>2017</u>	<u>2018</u>	<u>2019</u>
1 Water Mains - Replace/Rehab/Impr.	\$11,718,000	\$ 9,033,000	\$ 9,938,000	\$10,262,000	\$11,032,000	\$11,869,000
2 Water Mains - New	1,366,000	1,795,000	1,962,000	2,145,000	2,346,000	2,567,000
3 Zone 4 Fire Flow Supply Augment	415,000	5,362,000	654,000	673,000	0	0
4 Arbor Hills Suppl Fire Flow Supply	642,000	0	0	0	0	0
5 East Side - Well 7 Fe&Mn Filtration	5,300,000	0	981,000	673,000	0	0
6 East Side Replacement Well (Well 3)	480,000	0	0	1,124,000	6,494,000	1,071,000
7 Zones 7 & 8 Supplemental Supply	397,000	1,122,000	5,894,000	893,000	0	0
8 Lakeview Reservoir Reconstruction	2,974,000	1,956,000	0	0	0	0
9 Booster Pump Station 114	0	0	0	0	647,000	3,170,000
10 Northeast Side Supplemental Supply	0	0	0	60,000	472,000	1,346,000
11 System Wide Miscellaneous Projects	2,737,000	1,598,000	1,852,000	2,008,000	2,550,000	2,106,000
12 Paterson St. Bldg Remodel/Upgrade	6,847,000	400,000	0	0	0	0
13 Booster Station 106 Reconstruction	1,698,000	635,000	654,000	0	0	0
14 Zone 11 Blackhawk Elevated Reservoir	0	0	0	0	0	63,000
15 Misc. Pump Station/PRV/Facility Projs.	2,944,000	704,000	1,241,000	1,301,000	1,365,000	1,432,000
16 Booster Pump Station 129 Reconstr.	0	56,000	121,000	1,609,000	919,000	947,000
17 Iron & Manganese Filter at Well 19	344,000	3,350,000	0	0	0	0
18 Iron & Manganese Filter at Well 30	0	0	380,000	3,774,000	0	0
19 Near West Side Water Supply Project	0	0	0	0	0	63,000
20 Well 29 Filter Capacity Expansion	446,000	0	0	0	0	0
21 Well 12 Conversion to Two-Zone Well	48,000	991,000	0	0	0	0
22 Booster Pump Station 109	0	320,000	1,357,000	765,000	657,000	0
23 Zone 10 Far West Elevated Reservoir	0	0	0	60,000	655,000	3,717,000
24 Booster Pump Station/PRV 124 Constr.	0	0	58,000	126,000	1,674,000	947,000
<b>Total</b>	<u>\$38,356,000</u>	<u>\$27,322,000</u>	<u>\$25,092,000</u>	<u>\$25,473,000</u>	<u>\$28,811,000</u>	<u>\$29,298,000</u>



**2014  
Capital Budget  
Expenditure Categories and Funding Sources**

Agency Name: **Water Utility**

Agency No.: 64

All Projects	Capital Budget	Future Year Estimates				
	<u>2014</u>	<u>2015</u>	<u>2016</u>	<u>2017</u>	<u>2018</u>	<u>2019</u>
<b>Expenditures:</b>						
Purchased Services	\$ 1,883,000	\$ 653,000	\$ 559,000	\$ 734,000	\$ 1,034,000	\$ 710,000
Materials & Supplies	0	0	0	0	0	0
Inter-Agency Charges	0	0	0	0	0	0
Loans	0	0	0	0	0	0
Professional Fees	1,175,000	631,000	633,000	542,000	599,000	555,000
Land & Land Improve	15,831,000	13,438,000	14,189,000	15,411,000	16,151,000	20,048,000
Building & Bldg Improve	16,976,000	10,713,000	8,124,000	7,122,000	9,519,000	6,407,000
Equipment and Vehicles	2,106,000	1,854,000	1,552,000	1,627,000	1,469,000	1,537,000
Other	385,000	33,000	35,000	37,000	39,000	41,000
<b>Total Project Costs</b>	<u>\$ 38,356,000</u>	<u>\$ 27,322,000</u>	<u>\$ 25,092,000</u>	<u>\$ 25,473,000</u>	<u>\$ 28,811,000</u>	<u>\$ 29,298,000</u>

**Funding Sources:**

Federal Sources	\$ 0	\$ 0	\$ 0	\$ 0	\$ 0	\$ 0
State Sources	0	0	0	0	0	0
Impact Fees	0	0	0	0	0	0
Private Contributions	0	0	0	0	0	0
Revenue Bonds	38,356,000	27,322,000	25,092,000	25,473,000	28,811,000	29,298,000
Special Assessments	0	0	0	0	0	0
TIF Cash	0	0	0	0	0	0
County Sources	0	0	0	0	0	0
Reserves Applied	0	0	0	0	0	0
Other	0	0	0	0	0	0
<b>Total Other Sources</b>	<u>\$ 38,356,000</u>	<u>\$ 27,322,000</u>	<u>\$ 25,092,000</u>	<u>\$ 25,473,000</u>	<u>\$ 28,811,000</u>	<u>\$ 29,298,000</u>

G.O. General Fund	\$ 0	\$ 0	\$ 0	\$ 0	\$ 0	\$ 0
G.O. Non-General Fund	0	0	0	0	0	0
<b>Total G.O. Debt</b>	<u>\$ 0</u>	<u>\$ 0</u>	<u>\$ 0</u>	<u>\$ 0</u>	<u>\$ 0</u>	<u>\$ 0</u>

**Estimated Annual Debt Service**

G.O. General Fund	\$ 0	\$ 0	\$ 0	\$ 0	\$ 0	\$ 0
G.O. Non-General Fund	\$ 0	\$ 0	\$ 0	\$ 0	\$ 0	\$ 0

**Capital Budget**

**Water Utility**

**Water Mains - Replace/Rehab/Impr.** Project No. **1** Acct. No. 810455

GO \$ 0  
Other 11,718,000  
\$ 11,718,000

Madison Water Utility has a planned system replacement and upgrade program that provides for annual main replacement and rehabilitation. The Utility needs to replace or rehabilitate over 400 miles of pipe in approximately a 40 year period to renew and maintain the system. A planned annual increase in spending to accomplish this goal by 2050 will be continued. The budget for 2014 includes pipeline replacement on East Johnson Street (\$2.6 million) and Verona Road (\$1.4 million). Other funding includes \$1,700,000 in reauthorized revenue bonds from 2013.

**Water Mains - New** Project No. **2** Acct. No. 810455

GO \$ 0  
Other 1,366,000  
\$ 1,366,000

This project installs new water mains to help strengthen the existing distribution system, improve pressures, improve fire protection, allow transfer of water from pressure zone to pressure zone, and serve the growing Madison area. Mains installed within this project will implement recommended hydraulic improvements from the Utility's Master Plan that was adopted in 2006. The Capital Improvement Program proposes to significantly increase pipeline investment for hydraulic needs beginning in 2015, and then increase this portion of the budget over the next succeeding 15 years to meet Master Plan recommendations. Other funding includes \$400,000 in reauthorized revenue bonds from 2013.

**Zone 4 Fire Flow Supply Augment** Project No. **3** Acct. No. 810517

GO \$ 0  
Other 415,000  
\$ 415,000

Two test wells were constructed in 2012, and the production well is scheduled to be drilled in 2013. Well 31 is scheduled to be designed and construction to start in 2014. The well is to be finished and placed in service in 2015. Pipeline work is scheduled for 2016 and 2017. Other funding includes \$415,000 in reauthorized revenue bonds from 2013.

**Arbor Hills Suppl Fire Flow Supply** Project No. **4** Acct. No. 810516

GO \$ 0  
Other 642,000  
\$ 642,000

Booster pump station #118 was constructed and put into service in 2012. Pipeline improvements also were constructed in 2012, and the last phase of the project, Phase 4 of the 'Cannonball Pipeline,' will be constructed in 2014.

**East Side - Well 7 Fe&Mn Filtration** Project No. **5** Acct. No. 810459

GO \$ 0  
Other 5,300,000  
\$ 5,300,000

The East Side Water Supply Study verified the need for a filter at Well 7. The public engagement process is proceeding and the project will be constructed and fully operational in 2014. Construction of the filter at Well 7 addresses water quality issues that exist due to iron and manganese levels that exceed or approach the Environmental Protection Agency's secondary standards. The filter will significantly reduce iron and manganese levels in the water pumped from the facility into the distribution system. This project also will allow the Utility to increase its use of Well 7. The new facility required the purchase of additional property. Other funding includes \$5,300,000 in reauthorized revenue bonds from 2013.

**East Side Replacement Well (Well 3)** Project No. **6** Acct. No. 810517

GO \$ 0  
Other 480,000  
\$ 480,000

Well 3 was abandoned early in 2008 due to elevated levels of Carbon Tetrachloride. This project is intended to replace that lost supply capacity in Pressure Zone 6E, the East Isthmus area. The need for a replacement well was verified by the East Side Water Supply Study. It is expected that the well will need a filter for iron and manganese removal, and this is included in the budget. There also is the possibility that VOC (volatile organic compounds) contamination will be present due to long term industrial land use on the Isthmus. This well will be designed with the intention of adding treatment, if necessary. If the test well indicates that iron and manganese filtration is not needed, the capital cost will be significantly reduced.

**Zones 7 & 8 Supplemental Supply** Project No. **7** Acct. No. 810517

GO \$ 0  
Other 397,000  
\$ 397,000

The well, pump station and reservoir on the near west side (Whitney Way and Mineral Point Road) will provide a new source of water supply to improve service levels, system redundancy and reliability to Pressure Zones 7 and 8. The public participation process began in 2009. Property purchase and the drilling of a test well are scheduled in 2014, with a production well to be drilled in 2015. Design of the pump house is scheduled in 2015, with construction of the well, pump house and reservoir in 2016. The project will be fully operational in 2017.

**Lakeview Reservoir Reconstruction** Project No. **8** Acct. No. 810458

GO \$ 0  
Other 2,974,000  
\$ 2,974,000

This project will construct a two zone water storage reservoir to provide needed additional storage capacity for peak demand and fire flow reserves in Pressure Zones 5 and 6. This facility also will replace an aging elevated water reservoir in Pressure Zone 5. Improvements to the existing pump station feeding Zone 5 also are included in this project. The public participation process will begin in 2013 and continue in 2014, with design also in 2013 and 2014. Construction of the reservoir will begin in 2014, and be finished and on line in 2015, with water main improvements and upgrades to booster pumps also occurring in 2015. Other funding includes \$160,000 in reauthorized revenue bonds from 2013.

**Booster Pump Station 114** Project No. **9** Acct. No. 810516

GO \$ 0  
Other 0  
\$ 0

This project will construct a dual zone pump station that will transfer water from Pressure Zone 6W to Pressure Zone 8 and back again. This will improve operational flexibility of the west side supply system and fully utilize existing Utility facilities. This project is scheduled to begin in 2018, and be completed and in service in 2019.

**Northeast Side Supplemental Supply** Project No. **10** Acct. No. 810517

GO \$ 0  
Other 0  
\$ 0

This project will construct a well, reservoir and pump station to provide additional drinking water supply to Pressure Zones 3 and 6E. This well would tentatively be located in the northeast corner of the system. While no specific site has been identified at this point, the Utility owns property for this purpose on Hoepker Road. The public participation process, expected to be used to site the well and develop the details of this project, is scheduled to begin in 2017.

**System Wide Miscellaneous Projects** Project No. 11 Acct. No. 810458

GO \$ 0  
Other 2,737,000  
\$ 2,737,000

These miscellaneous projects repair, rehabilitate and improve Utility facilities, as well as improve security and monitoring of facilities. These projects include but are not necessarily limited to lighting, roofing, painting, video camera surveillance, improved doors and hatches, fencing, alarm systems, online monitoring, and other upgrades to the Utility's 32 remote sites, the administration building, and operations center's vehicle storage building. Other funding includes \$857,000 in reauthorized revenue bonds from 2013.

**Paterson St. Bldg Remodel/Upgrade** Project No. 12 Acct. No. 810703

GO \$ 0  
Other 6,847,000  
\$ 6,847,000

This project funds major renovation of the Water Utility field operations center at 110 S Paterson Street, including the demolition and rebuilding of the vehicle maintenance facility. This project is scheduled to begin construction in 2014, and be finished and in service in early 2015. The project also includes the construction of a materials handling building that will free up space in the operation center's vehicle storage building and improve efficiency during winter operations. Other funding includes \$381,000 in reauthorized revenue bonds from 2013.

**Booster Station 106 Reconstruction** Project No. 13 Acct. No. 810516

GO \$ 0  
Other 1,698,000  
\$ 1,698,000

This project will replace the 80 year old booster pump station at Glenway. The booster station moves water from Pressure Zone 6 to Pressure Zone 7 and provides a necessary source of water to the northeast corner of Pressure Zone 7. With the pump station upgrade, some pipeline replacement will be necessary to increase hydraulic capacity. Construction is scheduled to start in 2013, with the facility completed and in service in early 2014. Pipeline improvements continue in 2015 and 2016. Other funding includes \$1,082,000 in reauthorized revenue bonds from 2013.

**Zone 11 Blackhawk Elevated Reservoir** Project No. 14 Acct. No. 810458

GO \$ 0  
Other 0  
\$ 0

This project will construct a 750,000 gallon elevated storage reservoir on the far west side of the service area to serve developing areas and provide fire protection to Pressure Zone 11. The Utility currently owns property on the far west side for the purpose of siting a reservoir. The public engagement process is projected to begin in 2019.

**Misc. Pump Station/PRV/Facility Projs.** Project No. 15 Acct. No. 810458

GO \$ 0  
Other 2,944,000  
\$ 2,944,000

This project included various pump station, pressure reducing valve (PRV) stations, and well improvement and upgrade projects recommended by the Water Utility Master Plan. Projects for 2014 include completing the upgrade of booster pumps at Well 20, upgrading the booster pumps and adding a generator at Reservoir 115, installing a PRV station on Gammon Road, and completing installation of a generator at Well 26. Other funding includes \$424,000 in reauthorized revenue bonds from 2013.

**Booster Pump Station 129 Reconstr.** Project No. **16** Acct. No. 810516

GO \$ 0  
Other 0  
\$ 0

Construction of a new and upgraded booster pump station 129 is scheduled for 2017. This project will replace the temporary pump station constructed on the Well 29 site back in 1990. Pump station 129 will continue to transfer water from Pressure Zone 6E to Zone 3 and back again through a PRV. The operation will provide supply and fire flow capability to the far east side of the system. It will benefit customers through increased reliability and flexibility of operations.

**Iron & Manganese Filter at Well 19** Project No. **17** Acct. No. 810459

GO \$ 0  
Other 344,000  
\$ 344,000

Construction of an Iron and Manganese Filter at Well 19 will address the water quality issues and resulting customer complaints about colored water due to elevated levels of iron and manganese that exist at Well 19. The budget anticipates construction of a filter in 2015, following a significant public participation process and evaluation beginning in 2014. The facility should be fully operational in 2016.

**Iron & Manganese Filter at Well 30** Project No. **18** Acct. No. 810459

GO \$ 0  
Other 0  
\$ 0

Construction of an Iron and Manganese Filter at Well 30 will address the water quality issues and resulting customer complaints about colored water due to elevated levels of iron and manganese that exist at Well 30. The budget anticipates construction of a filter in 2017, following a significant public participation process and evaluation beginning in 2016.

**Near West Side Water Supply Project** Project No. **19** Acct. No. 810517

GO \$ 0  
Other 0  
\$ 0

Construction of an additional well is scheduled for 2023. The Water Master Plan has identified this well project to mitigate a supply deficiency in Pressure Zones 6 and 7. The project will provide additional water supply capacity to both Zones 6 and 7. The final location of the proposed well will be determined following a significant public participation process and evaluation period beginning in 2019.

**Well 29 Filter Capacity Expansion** Project No. **20** Acct. No. 810459

GO \$ 0  
Other 446,000  
\$ 446,000

The filter system at Well 29 was constructed with a capacity of 1,100 gallons per minute (gpm) due to a concern about contaminants under the Sycamore Landfill. A sentry well was installed between the landfill and the well to monitor water quality. At this time, based on pumping and water quality data, there is no indication of a problem with the Sycamore Landfill with regard to Well 29, so this project will increase the capacity of the filtration system to 2,200 gpm. This will provide the Utility with improved flexibility and supply capacity on the east side of Pressure Zone 6. Other funding includes \$446,000 in reauthorized revenue bonds from 2013.

**Well 12 Conversion to Two-Zone Well** Project No. **21** Acct. No. 810459

GO \$ 0  
Other 48,000  
\$ 48,000

The 2006 Water Utility Master Plan recommended that Well 12 be converted to a two zone well. This conversion will provide operational flexibility and reliability to the west side supply system. Pumps and a pressure reducing valve will be added to the Well 12 facility to move water from Pressure Zone 7 to Pressure Zone 8 and vice versa.

**Booster Pump Station 109**Project No. **22** Acct. No. 810516

GO \$ 0  
 Other 0  
\$ 0

Booster Pump Station 109 will provide operational functionality to the east side and improve reliability to the water supply system. The pump station will move water from Pressure Zone 4 to Pressure Zone 6E, and a pressure reducing valve will allow water to move from Pressure Zone 6E to Pressure Zone 4.

**Zone 10 Far West Elevated Reservoir**Project No. **23** Acct. No. 810458

GO \$ 0  
 Other 0  
\$ 0

Construction of the Zone 10 Far West Side 750,000 gallon elevated reservoir is scheduled for 2019, and will follow a public engagement process and evaluation. The completed project will provide additional gravity fed water storage capacity within Pressure Zone 10. As Pressure Zone 10 has developed not only with residential, but commercial and institutional facilities, the existing 250,000 gallon elevated tank on High Point Road no longer provides sufficient emergency reserve capacity. Providing minimum fire flow requirements to this area of the distribution system is necessary to meet minimum Utility standards. This project is identified in the 2006 Water Utility Master Plan.

**Booster Pump Station/PRV 124 Constr.**Project No. **24** Fund No. 810516

GO \$ 0  
 Other 0  
\$ 0

Construction of a new booster pump station, numbered 124, will allow water to be transferred across the Yahara River and provide operational flexibility to the system. Pump Station 124 will transfer water from Zone 6W to Zone 6E and back again through a PRV. This operation will benefit customers through increased reliability and flexibility. The pump station will allow the transfer of water from multiple wells, if needed, during a water shortage or equipment maintenance period.

All funding is from Water Utility resources.

**2014  
Capital Budget  
Summary**

**Agency Name: Water Utility**

**Agency Number: 64**

Project Name	Agency Request	Executive	Executive		
			G.O. Debt	Other Funding	Total
1 Water Mains - Replace/Rehab/Impr.	\$ 11,718,000	\$ 11,718,000	\$ 0	\$ 11,718,000	\$ 11,718,000
2 Water Mains - New	1,366,000	1,366,000	0	1,366,000	1,366,000
3 Zone 4 Fire Flow Supply Augment	415,000	415,000	0	415,000	415,000
4 Arbor Hills Suppl Fire Flow Supply	642,000	642,000	0	642,000	642,000
5 East Side - Well 7 Fe&Mn Filtration	5,300,000	5,300,000	0	5,300,000	5,300,000
6 East Side Replacement Well (Well 3)	480,000	480,000	0	480,000	480,000
7 Zones 7 & 8 Supplemental Supply	397,000	397,000	0	397,000	397,000
8 Lakeview Reservoir Reconstruction	2,974,000	2,974,000	0	2,974,000	2,974,000
9 Booster Pump Station 114	0	0	0	0	0
10 Northeast Side Supplemental Supply	0	0	0	0	0
11 System Wide Miscellaneous Projects	2,737,000	2,737,000	0	2,737,000	2,737,000
12 Paterson St. Bldg Remodel/Upgrade	6,847,000	6,847,000	0	6,847,000	6,847,000
13 Booster Station 106 Reconstruction	1,698,000	1,698,000	0	1,698,000	1,698,000
14 Zone 11 Blackhawk Elevated Reservoir	0	0	0	0	0
15 Misc. Pump Station/PRV/Facility Projs.	2,944,000	2,944,000	0	2,944,000	2,944,000
16 Booster Pump Station 129 Reconstr.	0	0	0	0	0
17 Iron & Manganese Filter at Well 19	344,000	344,000	0	344,000	344,000
18 Iron & Manganese Filter at Well 30	0	0	0	0	0
19 Near West Side Water Supply Project	0	0	0	0	0
20 Well 29 Filter Capacity Expansion	446,000	446,000	0	446,000	446,000
21 Well 12 Conversion to Two-Zone Well	48,000	48,000	0	48,000	48,000
22 Booster Pump Station 109	0	0	0	0	0
23 Zone 10 Far West Elevated Reservoir	0	0	0	0	0
24 Booster Pump Station/PRV 124 Constr.	0	0	0	0	0
<b>Total</b>	<b>\$ 38,356,000</b>	<b>\$ 38,356,000</b>	<b>\$ 0</b>	<b>\$ 38,356,000</b>	<b>\$ 38,356,000</b>



# **TAX INCREMENTAL FINANCING (TIF) DISTRICTS**

## **CASH FLOW STATEMENTS**

---

The TIF information attached is provided for informational and convenience purposes only, and is not intended to be adopted as part of the Capital Budget.



**Tax Incremental Financing  
Citywide Summary - All Active TIDs  
2014 Adopted Budget**

<u>No. Name</u>	<u>Year of Inception</u>	<u>Base Value</u>	<u>2012 Value</u>	<u>2013 Value</u>	Accumulated TIF Increment Change to Annual Revenues <u>Sept. 1, 2013 (excluding borrowing) Cash Balance</u>	2014 Ratio of Debt Svc. and Cap. Leases to Annual Revenues <u>(excluding borrowing) Cash Balance</u>	<u>Dec. 31, 2014 Projected Balance</u>	<u>Dec. 31, 2014 Uncovered Costs (Fav.)</u>	<u>2014 Capital Budget Requested</u>
23 Capitol Square	1994				265%	N/A			
25 Wilson Street	1995	\$38,606,700	\$180,707,400	\$184,174,200	377%	56%	\$27,221,356	(\$16,392,680)	\$554,000
27 West Broadway	1998	4,545,600	25,794,700	26,584,000	485%	15%	439,443	(414,009)	501,000
29 Allied Terrace	2000	41,741,400	61,571,600	60,536,200	45%	223%	(1,824,466)	4,325,125	1,000
32 State Street	2003	395,471,100	515,440,700	544,036,500	38%	38%	(767,722)	7,250,193	8,404,200
33 Monroe Street	2004	1,327,300	22,466,600	23,235,500	1651%	53%	(269,992)	543,279	-
35 Todd Drive	2005	25,800,600	54,941,500	55,712,200	116%	44%	1,183,182	(63,182)	500,000
36 Capitol Gateway	2005	76,120,800	96,656,800	107,649,700	41%	180%	1,619,447	16,978,541	9,829,000
37 Union Corners	2006	43,466,900	50,834,300	51,752,800	19%	243%	(3,024,785)	5,466,279	31,000
38 Badger/Ann/Park	2008	54,203,700	47,425,500	53,262,100	-2%	#DIV/0!	(3,393,641)	5,391,107	-
39 Stoughton Road	2008	263,256,500	278,625,000	259,976,200	-1%	295%	342,211	2,011,902	832,000
40 Northside	2009	165,175,300	141,704,200	144,902,500	-12%	10%	(467,580)	520,076	-
41 University/Whitney	2011	18,703,300	23,108,900	41,909,300	124%	102%	1,098,760	2,874,650	1,000
42 Wingra	2012	50,866,200	50,866,200	62,174,300	122%	N/A	(168,056)	4,209,529	32,000
43 Park/Drake	2013		N/A	N/A	N/A	N/A	-	1,000,000	1,000,000
44 Royster Clark	2013		N/A	N/A	N/A	N/A	-	1,112,772	1,106,000
x West Beltline	N/A	N/A	N/A	N/A	N/A	N/A	-	-	-
Unallocated	N/A	N/A	N/A	N/A	N/A	N/A	-	-	-
							<u>\$ 21,988,157</u>	<u>\$34,813,582</u>	<u>\$ 22,791,200</u>

**Tax Incremental Financing  
Citywide Summary - All Active TIDs  
2014 Requested Budget**

	<u>2012 Actual</u>	<u>2013 Budget</u>	<u>2013 Projected</u>	<u>2014 Requested Budget</u>
<b>Cash Balance (Deficit), January 1</b>	\$ 20,416,409	\$ 20,281,251	\$ 28,252,551	\$ 28,873,275
<b>Project Inflows:</b>				
Incremental Revenues	9,272,236	9,707,256	10,134,337	11,069,522
Computer Reimbursement	430,530	337,160	474,171	386,116
Payment on Advance	-	-	-	-
Interest Income	252,054	265,892	351,058	367,560
Proceeds from Borrowing	9,808,399	11,510,000	7,795,000	12,528,000
Developer Capital Funding	5,566,123	2,037,937	2,037,937	2,070,407
Application Fees	61,821	-	-	-
Other	80,233	-	-	-
<b>Total Inflows:</b>	<u>\$ 25,471,396</u>	<u>\$ 23,858,245</u>	<u>\$ 20,792,503</u>	<u>\$ 26,421,605</u>
<b>Project Outflows:</b>				
Engineering: Ped. Bike	-	730,000	730,000	4,900,000
Engineering: Major Streets	356,039	3,515,000	2,790,000	4,899,200
Engineering: Storm Water	-	-	-	-
Engineering: Sewer Utility	-	-	-	-
Parks	-	19,000	19,000	1,020,000
PCED: Payments to Developers	5,398,828	-	3,025,000	8,300,000
PCED: Planning Studies	572,587	-	-	100,000
PCED: Affordable Hsg. Set Aside	-	-	-	-
PCED: Other	1,289,769	10,335,000	4,260,000	3,572,000
Engineering: Other	-	-	-	-
Debt Service-Principal	4,021,269	5,716,256	5,223,291	5,866,922
Debt Service-Interest	969,994	1,136,685	517,755	1,100,538
Pay Advances-Principal	-	-	-	-
Pay Advances-Interest	50,621	66,243	66,242	-
Capital Lease-Principal	2,065,185	2,085,000	2,085,000	2,250,000
Capital Lease-Interest	1,052,186	1,130,263	1,130,263	1,028,063
Refund to Overlying Districts	1,086,347	-	-	-
Staff Costs	455,629	310,000	310,000	250,000
Audit Costs	24,552	22,000	22,000	20,000
Other	292,247	-	-	-
<b>Total Outflows:</b>	<u>\$ 17,635,254</u>	<u>\$ 25,065,446</u>	<u>\$ 20,178,551</u>	<u>\$ 33,306,722</u>
<b>Annual Net Cash Flow</b>	<u>\$ 7,836,142</u>	<u>\$ (1,207,201)</u>	<u>\$ 613,952</u>	<u>\$ (6,885,118)</u>
<b>Cash Balance (Deficit), December 31</b>	<u>\$ 28,252,551</u>	<u>\$ 19,074,050</u>	<u>\$ 28,866,503</u>	<u>\$ 21,988,157</u>
<b>Memo: Unrecovered Costs (Fav.)</b>	\$ 23,644,630	\$ 33,821,080	\$ 23,517,387	\$ 34,813,582

**Tax Incremental Financing**  
**TID #23 - Capitol Square Revitalization**  
 Inception 1994

	<u>2012 Actual</u>	<u>2013 Budget</u>	<u>2013 Projected</u>	<u>2014 Requested Budget</u>
<b>Cash Balance (Deficit), January 1</b>	\$ 1,055,904	\$ -	\$ -	\$ -
<b>Project Inflows:</b>				
Incremental Revenues	-	-	-	-
Computer Reimbursement	33,443	-	-	-
Payment on Advance	-	-	-	-
Interest Income	-	-	-	-
Proceeds from Borrowing	-	-	-	-
Developer Capital Funding	-	-	-	-
Application Fees	-	-	-	-
Other	-	-	-	-
<b>Total Inflows:</b>	<u>\$ 33,443</u>	<u>\$ -</u>	<u>\$ -</u>	<u>\$ -</u>
<b>Project Outflows:</b>				
Engineering: Ped Bike	-	-	-	-
Engineering: Major Streets	-	-	-	-
Engineering: Storm Water	-	-	-	-
Engineering: Sewer Utility	-	-	-	-
Parks	-	-	-	-
PCED: Payments to Developers	-	-	-	-
PCED: Planning Studies	-	-	-	-
PCED: Affordable Hsg. Set Aside	-	-	-	-
PCED: Other	-	-	-	-
Engineering: Other	-	-	-	-
Debt Service-Principal	-	-	-	-
Debt Service-Interest	-	-	-	-
Pay Advances-Principal	-	-	-	-
Pay Advances-Interest	-	-	-	-
Capital Lease-Principal	-	-	-	-
Capital Lease-Interest	-	-	-	-
Refund to Overlying Districts	1,086,347	-	-	-
Staff Costs	-	-	-	-
Audit Costs	3,000	-	-	-
Other	-	-	-	-
<b>Total Outflows:</b>	<u>\$ 1,089,347</u>	<u>\$ -</u>	<u>\$ -</u>	<u>\$ -</u>
<b>Annual Net Cash Flow</b>	<u>\$ (1,055,904)</u>	<u>\$ -</u>	<u>\$ -</u>	<u>\$ -</u>
<b>Cash Balance (Deficit), December 31</b>	<u>\$ -</u>	<u>\$ -</u>	<u>\$ -</u>	<u>\$ -</u>
 <b>Memo: Unrecovered Costs (Fav.)</b>	 \$ -	 * \$ -	 \$ -	 \$ -

\*Final distribution occurred in 2012.

**Tax Incremental Financing  
TID #25 - Wilson Street Corridor  
Inception 1995**

	<u>2012 Actual</u>	<u>2013 Budget</u>	<u>2013 Projected</u>	<u>2014 Requested Budget</u>
<b>Cash Balance (Deficit), January 1</b>	\$ 20,409,336	\$ 22,776,185	\$ 22,638,239	\$ 25,224,428
<b>Project Inflows:</b>				
Incremental Revenues	3,531,463	3,438,922	3,582,700	3,494,493
Computer Reimbursement	42,698	45,105	41,215	45,105
Payment on Advance	-	-	-	-
Interest Income	188,500	227,762	226,382	252,244
Proceeds from Borrowing	-	-	-	-
Developer Capital Funding	1,863,523	2,037,937	2,037,937	2,070,407
Application Fees	-	-	-	-
Other	-	-	-	-
<b>Total Inflows:</b>	<u>\$ 5,626,183</u>	<u>\$ 5,749,726</u>	<u>\$ 5,888,234</u>	<u>\$ 5,862,249</u>
<b>Project Outflows:</b>				
Engineering: Ped Bike	-	-	-	-
Engineering: Major Streets	-	-	-	-
Engineering: Storm Water	-	-	-	-
Engineering: Sewer Utility	-	-	-	-
Parks	-	3,500	3,500	4,000
PCED: Payments to Developers	-	-	-	-
PCED: Planning Studies	400,000	-	-	-
PCED: Affordable Hsg. Set Aside	-	-	-	-
PCED: Other	-	600,000	50,000	550,000
Engineering: Other	-	-	-	-
Debt Service-Principal	1,264	1,264	1,234	1,210
Debt Service-Interest	148	98	49	48
Pay Advances-Principal	-	-	-	-
Pay Advances-Interest	-	-	-	-
Capital Lease-Principal	1,925,000	2,085,000	2,085,000	2,250,000
Capital Lease-Interest	1,052,186	1,130,263	1,130,263	1,028,063
Refund to Overlying Districts	-	-	-	-
Staff Costs	12,613	30,000	30,000	30,000
Audit Costs	1,937	2,000	2,000	2,000
Other	4,132	-	-	-
<b>Total Outflows:</b>	<u>\$ 3,397,280</u>	<u>\$ 3,852,125</u>	<u>\$ 3,302,045</u>	<u>\$ 3,865,321</u>
<b>Annual Net Cash Flow</b>	<u>\$ 2,228,903</u>	<u>\$ 1,897,601</u>	<u>\$ 2,586,189</u>	<u>\$ 1,996,928</u>
<b>Cash Balance (Deficit), December 31</b>	<u>\$ 22,638,239</u>	<u>\$ 24,673,786</u>	<u>\$ 25,224,428</u>	<u>\$ 27,221,356</u>
<b>Memo: Unrecovered Costs (Fav.)*</b>	\$ (7,472,119)	\$ (6,652,980)	\$ (12,144,542)	\$ (16,392,680)

\*Note: Although inception to date cost recovery has occurred, district closure will first require defeasance of capital leases.

Includes 2014 amounts as follows:

Parks, Project #10, Street Tree Replacements		cash	4,000
PCED, Project #12, South Capitol/Judge Doyle Sq.	(Reauthorized)	cash	550,000
			<u>\$ 554,000</u>

**Tax Incremental Financing  
TID #27 - West Broadway  
Inception 1998**

	<u>2012 Actual</u>	<u>2013 Budget</u>	<u>2013 Projected</u>	<u>2014 Requested Budget</u>
<b>Cash Balance (Deficit), January 1</b>	\$ (29,216)	\$ 128,734	\$ 208,491	\$ 498,904
<b>Project Inflows:</b>				
Incremental Revenues	519,642	514,241	535,741	529,054
Computer Reimbursement	6,235	14	7,970	14
Payment on Advance	-	-	-	-
Interest Income	2,802	1,287	2,085	4,989
Proceeds from Borrowing	-	-	-	-
Developer Capital Funding	-	-	-	-
Application Fees	-	-	-	-
Other	-	-	-	-
<b>Total Inflows:</b>	<u>\$ 528,678</u>	<u>\$ 515,542</u>	<u>\$ 545,796</u>	<u>\$ 534,057</u>
<b>Project Outflows:</b>				
Engineering: Ped Bike	-	-	-	-
Engineering: Major Streets	-	-	-	-
Engineering: Storm Water	-	-	-	-
Engineering: Sewer Utility	-	-	-	-
Parks	-	1,000	1,000	1,000
PCED: Payments to Developers	-	-	-	-
PCED: Planning Studies	-	-	-	-
PCED: Affordable Hsg. Set Aside	-	-	-	-
PCED: Other	-	425,000	140,000	500,000
Engineering: Other	-	-	-	-
Debt Service-Principal	117,081	98,993	98,993	77,238
Debt Service-Interest	10,832	6,778	3,389	3,280
Pay Advances-Principal	-	-	-	-
Pay Advances-Interest	-	-	-	-
Capital Lease-Principal	140,185	-	-	-
Capital Lease-Interest	-	-	-	-
Refund to Overlying Districts	-	-	-	-
Staff Costs	16,181	10,000	10,000	10,000
Audit Costs	1,997	2,000	2,000	2,000
Other:	4,695	-	-	-
<b>Total Outflows:</b>	<u>\$ 290,971</u>	<u>\$ 543,772</u>	<u>\$ 255,382</u>	<u>\$ 593,518</u>
<b>Annual Net Cash Flow</b>	<u>\$ 237,707</u>	<u>\$ (28,229)</u>	<u>\$ 290,413</u>	<u>\$ (59,461)</u>
<b>Cash Balance (Deficit), December 31</b>	<u>\$ 208,491</u>	<u>\$ 100,505</u>	<u>\$ 498,904</u>	<u>\$ 439,443</u>
<b>Memo: Unrecovered Costs (Fav.)</b>	\$ (6,826)	\$ 305,261	\$ (396,233)	\$ (414,009)

Includes 2014 amounts as follows:

Parks, Project #10, Street Tree Replacements	cash	1,000
PCED, Project #14, Lake Point Redevelopment	cash	500,000
		<u>\$ 501,000</u>

**Tax Incremental Financing**  
**TID #29 - Allied Terrace**  
Inception 2000

	<u>2012 Actual</u>	<u>2013 Budget</u>	<u>2013 Projected</u>	<u>2014 Requested Budget</u>
<b>Cash Balance (Deficit), January 1</b>	\$ (181,443)	\$ (758,755)	\$ (738,944)	\$ (1,228,702)
<b>Project Inflows:</b>				
Incremental Revenues	554,783	479,903	521,200	451,188
Computer Reimbursement	7,697	6,718	5,747	6,718
Payment on Advance	-	-	-	-
Interest Income	1,008	-	-	-
Proceeds from Borrowing	-	-	-	-
Developer Capital Funding	-	-	-	-
Application Fees	-	-	-	-
Other	7,454	-	-	-
<b>Total Inflows:</b>	<u>\$ 570,942</u>	<u>\$ 486,621</u>	<u>\$ 526,947</u>	<u>\$ 457,906</u>
<b>Project Outflows:</b>				
Engineering: Ped Bike	-	-	-	-
Engineering: Major Streets	-	-	-	-
Engineering: Storm Water	-	-	-	-
Engineering: Sewer Utility	-	-	-	-
Parks	-	4,000	4,000	1,000
PCED: Payments to Developers	-	-	-	-
PCED: Planning Studies	-	-	-	-
PCED: Affordable Hsg. Set Aside	-	-	-	-
PCED: Other	-	-	-	-
Engineering: Other	-	-	-	-
Debt Service-Principal	885,551	885,175	885,175	884,891
Debt Service-Interest	222,902	175,882	87,941	135,779
Pay Advances-Principal	-	-	-	-
Pay Advances-Interest	1,192	7,588	7,588	-
Capital Lease-Principal	-	-	-	-
Capital Lease-Interest	-	-	-	-
Refund to Overlying Districts	-	-	-	-
Staff Costs	13,286	30,000	30,000	30,000
Audit Costs	2,008	2,000	2,000	2,000
Other	3,505	-	-	-
<b>Total Outflows:</b>	<u>\$ 1,128,444</u>	<u>\$ 1,104,644</u>	<u>\$ 1,016,704</u>	<u>\$ 1,053,670</u>
<b>Annual Net Cash Flow</b>	<u>\$ (557,502)</u>	<u>\$ (618,023)</u>	<u>\$ (489,757)</u>	<u>\$ (595,764)</u>
<b>Cash Balance (Deficit), December 31</b>	<u>\$ (738,944)</u>	<u>\$ (1,376,778)</u>	<u>\$ (1,228,702)</u>	<u>\$ (1,824,466)</u>
<b>Memo: Unrecovered Costs (Fav.)</b>	\$ 5,009,670	\$ 5,077,602	\$ 4,614,252	\$ 4,325,125

Note: Not included in the operating statement is a note due from Gorman Cos. re: Avalon Village for \$1M plus accrued interest, due 10/5/22.

Includes 2014 amounts as follows:

Parks, Project #10, Street Tree Replacements	cash	1,000
		<u>\$ 1,000</u>



**Tax Incremental Financing  
TID #32 - State Street  
Inception 2003**

	<u>2012 Actual</u>	<u>2013 Budget</u>	<u>2013 Projected</u>	<u>2014 Requested Budget</u>
<b>Cash Balance (Deficit), January 1</b>	\$ 1,950,698	\$ 2,552,926	\$ 3,521,350	\$ 4,988,670
<b>Project Inflows:</b>				
Incremental Revenues	2,727,991	2,903,336	3,024,722	3,566,461
Computer Reimbursement	59,779	19,729	73,123	19,729
Payment on Advance	-	-	-	-
Interest Income	31,149	25,529	35,213	49,887
Proceeds from Borrowing	-	1,180,000	4,205,000	432,000
Developer Capital Funding	-	-	-	-
Application Fees	27,082	-	-	-
Other	-	-	-	-
<b>Total Inflows:</b>	<u>\$ 2,846,001</u>	<u>\$ 4,128,594</u>	<u>\$ 7,338,058</u>	<u>\$ 4,068,077</u>
<b>Project Outflows:</b>				
Engineering: Ped Bike	-	550,000	550,000	4,900,000
Engineering: Major Streets	176,707	1,180,000	1,180,000	3,068,200
Engineering: Storm Water	-	-	-	-
Engineering: Sewer Utility	-	-	-	-
Parks	-	3,500	3,500	4,000
PCED: Payments to Developers	68,828	-	3,025,000	-
PCED: Planning Studies	-	-	-	100,000
PCED: Affordable Hsg. Set Aside	-	-	-	-
PCED: Other	34,984	270,000	270,000	332,000
Engineering: Other	-	-	-	-
Debt Service-Principal	746,201	1,075,198	742,198	1,153,893
Debt Service-Interest	163,298	202,680	68,040	234,376
Pay Advances-Principal	-	-	-	-
Pay Advances-Interest	-	-	-	-
Capital Lease-Principal	-	-	-	-
Capital Lease-Interest	-	-	-	-
Refund to Overlying Districts	-	-	-	-
Staff Costs	77,965	30,000	30,000	30,000
Audit Costs	2,006	2,000	2,000	2,000
Other	5,360	-	-	-
<b>Total Outflows:</b>	<u>\$ 1,275,349</u>	<u>\$ 3,313,378</u>	<u>\$ 5,870,738</u>	<u>\$ 9,824,468</u>
<b>Annual Net Cash Flow</b>	<u>\$ 1,570,652</u>	<u>\$ 815,216</u>	<u>\$ 1,467,320</u>	<u>\$ (5,756,392)</u>
<b>Cash Balance (Deficit), December 31</b>	<u>\$ 3,521,350</u>	<u>\$ 3,368,142</u>	<u>\$ 4,988,670</u>	<u>\$ (767,722)</u>
<b>Memo: Unrecovered Costs (Fav.)</b>	\$ 220,212	\$ 2,309,028	\$ 2,215,694	\$ 7,250,193

Includes 2014 amounts as follows:

Eng. - Bicycle and Ped., Project #25, State Street 700/800 Blocks	cash	4,900,000
Parks, Project #10, Street Tree Replacements	cash	4,000
PCED, Project #25, Upper State Street Corridor	borrow	332,000
PCED, Project #37, 110 Block West Mifflin (2016: \$2.5M)	borrow	100,000
Eng. - Major Streets, Project #26, Johnson Street, Henry Street	cash	481,200
Eng. - Major Streets, Project #27, King Street and Main	cash	1,065,000
Eng. - Major Streets, Project #25, Johnson Street St.	cash	1,522,000
		<u>\$ 8,404,200</u>

**Tax Incremental Financing  
TID #33 - Monroe Harrison  
Inception 2004**

	<u>2012 Actual</u>	<u>2013 Budget</u>	<u>2013 Projected</u>	<u>2014 Requested Budget</u>
<b>Cash Balance (Deficit), January 1</b>	\$ (931,233)	\$ (768,468)	\$ (738,257)	\$ (516,157)
<b>Project Inflows:</b>				
Incremental Revenues	504,964	511,584	532,972	525,928
Computer Reimbursement	573	-	217	-
Payment on Advance	-	-	-	-
Interest Income	-	-	-	-
Proceeds from Borrowing	-	-	-	-
Developer Capital Funding	-	-	-	-
Application Fees	-	-	-	-
Other (Developer Guarantee)	-	-	-	-
<b>Total Inflows:</b>	<u>\$ 505,537</u>	<u>\$ 511,584</u>	<u>\$ 533,189</u>	<u>\$ 525,928</u>
<b>Project Outflows:</b>				
Engineering: Ped Bike	-	-	-	-
Engineering: Major Streets	-	-	-	-
Engineering: Storm Water	-	-	-	-
Engineering: Sewer Utility	-	-	-	-
Parks	-	-	-	-
PCED: Payments to Developers	-	-	-	-
PCED: Planning Studies	-	-	-	-
PCED: Affordable Hsg. Set Aside	-	-	-	-
PCED: Other	-	-	-	-
Engineering: Other	-	-	-	-
Debt Service-Principal	253,485	253,485	253,485	253,485
Debt Service-Interest	47,402	35,841	17,920	24,279
Pay Advances-Principal	-	-	-	-
Pay Advances-Interest	5,140	7,685	7,685	-
Capital Lease-Principal	-	-	-	-
Capital Lease-Interest	-	-	-	-
Refund to Overlying Districts	-	-	-	-
Staff Costs	4,468	30,000	30,000	-
Audit Costs	1,917	2,000	2,000	2,000
Other	150	-	-	-
<b>Total Outflows:</b>	<u>\$ 312,561</u>	<u>\$ 329,010</u>	<u>\$ 311,089</u>	<u>\$ 279,763</u>
<b>Annual Net Cash Flow</b>	<u>\$ 192,976</u>	<u>\$ 182,574</u>	<u>\$ 222,100</u>	<u>\$ 246,165</u>
<b>Cash Balance (Deficit), December 31</b>	<u>\$ (738,257)</u>	<u>\$ (585,894)</u>	<u>\$ (516,157)</u>	<u>\$ (269,992)</u>
<b>Memo: Unrecovered Costs (Fav.)</b>	\$ 1,518,513	\$ 1,557,152	\$ 1,042,928	\$ 543,279

**Tax Incremental Financing**  
**TID #35 - Todd Drive / West Beltline**  
 Inception 2005

	<u>2012 Actual</u>	<u>2013 Budget</u>	<u>2013 Projected</u>	<u>2014 Requested Budget</u>
<b>Cash Balance (Deficit), January 1</b>	\$ 564,584	\$ 836,428	\$ 863,481	\$ 1,291,280
<b>Project Inflows:</b>				
Incremental Revenues	634,676	705,227	734,712	718,058
Computer Reimbursement	20,134	21,362	30,472	30,472
Payment on Advance	-	-	-	-
Interest Income	8,161	8,364	8,635	12,913
Proceeds from Borrowing	-	-	-	-
Developer Capital Funding	-	-	-	-
Application Fees	-	-	-	-
Other	-	-	-	-
<b>Total Inflows:</b>	<u>\$ 662,971</u>	<u>\$ 734,953</u>	<u>\$ 773,819</u>	<u>\$ 761,443</u>
<b>Project Outflows:</b>				
Engineering: Ped Bike	-	-	-	-
Engineering: Major Streets	81	-	-	-
Engineering: Storm Water	-	-	-	-
Engineering: Sewer Utility	-	-	-	-
Parks	-	-	-	-
PCED: Payments to Developers	-	-	-	-
PCED: Planning Studies	-	-	-	-
PCED: Affordable Hsg. Set Aside	-	-	-	-
PCED: Other	-	500,000	-	500,000
Engineering: Other	-	-	-	-
Debt Service-Principal	280,000	280,000	280,000	280,000
Debt Service-Interest	77,840	68,040	34,020	57,540
Pay Advances-Principal	-	-	-	-
Pay Advances-Interest	-	-	-	-
Capital Lease-Principal	-	-	-	-
Capital Lease-Interest	-	-	-	-
Refund to Overlying Districts	-	-	-	-
Staff Costs	4,119	30,000	30,000	30,000
Audit Costs	1,883	2,000	2,000	2,000
Other	150	-	-	-
<b>Total Outflows:</b>	<u>\$ 364,074</u>	<u>\$ 880,040</u>	<u>\$ 346,020</u>	<u>\$ 869,540</u>
<b>Annual Net Cash Flow</b>	<u>\$ 298,897</u>	<u>\$ (145,087)</u>	<u>\$ 427,799</u>	<u>\$ (108,097)</u>
<b>Cash Balance (Deficit), December 31</b>	<u>\$ 863,481</u>	<u>\$ 691,341</u>	<u>\$ 1,291,280</u>	<u>\$ 1,183,182</u>
<b>Memo: Unrecovered Costs (Fav.)</b>	\$ 816,519	\$ 1,329,795	\$ 108,720	\$ (63,182)

Includes 2014 amounts as follows:

PCED, Project #30, Todd Drive / West Beltline	(Reauthorized)	cash	500,000
			<u>\$ 500,000</u>

**Tax Incremental Financing**  
**TID #36 - Capitol Gateway Corridor**  
 Inception 2005

	<u>2012 Actual</u>	<u>2013 Budget</u>	<u>2013 Projected</u>	<u>2014 Requested Budget</u>
<b>Cash Balance (Deficit), January 1</b>	\$ 1,599,978	\$ 567,258	\$ 3,767,791	\$ 3,069,957
<b>Project Inflows:</b>				
Incremental Revenues	454,261	496,984	517,762	756,883
Computer Reimbursement	26,132	25,791	78,242	78,242
Payment on Advance	-	-	-	-
Interest Income	10,533	-	37,678	30,700
Proceeds from Borrowing	6,392,440	1,060,000	1,060,000	9,100,000
Developer Capital Funding	-	-	-	-
Application Fees	17,161	-	-	-
Other	50,311	-	-	-
<b>Total Inflows:</b>	<u>\$ 6,950,838</u>	<u>\$ 1,582,775</u>	<u>\$ 1,693,682</u>	<u>\$ 9,965,824</u>
<b>Project Outflows:</b>				
Engineering: Ped Bike	-	-	-	-
Engineering: Major Streets	18,140	1,535,000	810,000	725,000
Engineering: Storm Water	-	-	-	-
Engineering: Sewer Utility	-	-	-	-
Parks	-	4,000	4,000	1,004,000
PCED: Payments to Developers	3,432,000	-	-	7,900,000
PCED: Planning Studies	172,587	-	-	-
PCED: Affordable Hsg. Set Aside	-	-	-	-
PCED: Other	-	250,000	250,000	200,000
Engineering: Other	-	-	-	-
Debt Service-Principal	657,071	1,159,883	1,169,537	1,275,537
Debt Service-Interest	183,895	246,210	131,652	279,798
Pay Advances-Principal	-	-	-	-
Pay Advances-Interest	5,541	(5,673)	(5,673)	-
Capital Lease-Principal	-	-	-	-
Capital Lease-Interest	-	-	-	-
Refund to Overlying Districts	-	-	-	-
Staff Costs	164,178	30,000	30,000	30,000
Audit Costs	1,907	2,000	2,000	2,000
Other	147,705	-	-	-
<b>Total Outflows:</b>	<u>\$ 4,783,025</u>	<u>\$ 3,221,421</u>	<u>\$ 2,391,516</u>	<u>\$ 11,416,335</u>
<b>Annual Net Cash Flow</b>	<u>\$ 2,167,813</u>	<u>\$ (1,638,646)</u>	<u>\$ (697,834)</u>	<u>\$ (1,450,510)</u>
<b>Cash Balance (Deficit), December 31</b>	<u>\$ 3,767,791</u>	<u>\$ (1,071,388)</u>	<u>\$ 3,069,957</u>	<u>\$ 1,619,447</u>
<b>Memo: Unrecovered Costs (Fav.)</b>	\$ 7,115,270	\$ 7,289,789	\$ 7,703,568	\$ 16,978,541

Includes 2014 amounts as follows:

Eng. - Major Streets, Proj #4, Rail Cross / Quiet Zones	(Reauthorized)	cash	725,000
PCED, Project #15, Capitol Gateway Corridor		borrow	200,000
PCED, Project #33, Block 800 E. Wash. Ave.		borrow	7,900,000
Parks, Project #10, Street Tree Replacements		cash	4,000
Parks, Project #27, Breese Stevens		borrow	1,000,000
			<u>\$ 9,829,000</u>

**Tax Incremental Financing  
TID #37 - Union Corners  
Inception 2006**

	<u>2012 Actual</u>	<u>2013 Budget</u>	<u>2013 Projected</u>	<u>2014 Requested Budget</u>
<b>Cash Balance (Deficit), January 1</b>	\$ (1,936,504)	\$ (2,315,499)	\$ (2,375,882)	\$ (2,694,845)
<b>Project Inflows:</b>				
Incremental Revenues	167,500	178,296	185,750	198,911
Computer Reimbursement	9,833	8,442	8,602	8,602
Payment on Advance	-	-	-	-
Interest Income	-	-	-	-
Proceeds from Borrowing	-	100,000	100,000	30,000
Developer Capital Funding	-	-	-	-
Application Fees	2,048	-	-	-
Other	7,500	-	-	-
<b>Total Inflows:</b>	<u>\$ 186,881</u>	<u>\$ 286,738</u>	<u>\$ 294,352</u>	<u>\$ 237,513</u>
<b>Project Outflows:</b>				
Engineering: Ped Bike	-	-	-	-
Engineering: Major Streets	48,588	-	-	-
Engineering: Storm Water	-	-	-	-
Engineering: Sewer Utility	-	-	-	-
Parks	-	-	-	1,000
PCED: Payments to Developers	-	-	-	-
PCED: Planning Studies	-	-	-	-
PCED: Affordable Hsg. Set Aside	-	-	-	-
PCED: Other	-	100,000	100,000	30,000
Engineering: Other	-	-	-	-
Debt Service-Principal	418,877	553,877	418,877	428,877
Debt Service-Interest	84,196	105,566	39,283	75,577
Pay Advances-Principal	-	-	-	-
Pay Advances-Interest	16,115	23,155	23,155	-
Capital Lease-Principal	-	-	-	-
Capital Lease-Interest	-	-	-	-
Refund to Overlying Districts	-	-	-	-
Staff Costs	41,703	30,000	30,000	30,000
Audit Costs	1,936	2,000	2,000	2,000
Other	14,844	-	-	-
<b>Total Outflows:</b>	<u>\$ 626,259</u>	<u>\$ 814,597</u>	<u>\$ 613,315</u>	<u>\$ 567,454</u>
<b>Annual Net Cash Flow</b>	<u>\$ (439,378)</u>	<u>\$ (527,859)</u>	<u>\$ (318,963)</u>	<u>\$ (329,940)</u>
<b>Cash Balance (Deficit), December 31</b>	<u>\$ (2,375,882)</u>	<u>\$ (2,843,359)</u>	<u>\$ (2,694,845)</u>	<u>\$ (3,024,785)</u>
<b>Memo: Unrecovered Costs (Fav.)</b>	\$ 5,535,129	\$ 5,592,856	\$ 5,535,215	\$ 5,466,279

Includes 2014 amounts as follows:

Parks, Project #10, Street Tree Replacements	cash	1,000
PCED, Project #16, Union Corners	borrow	30,000
		<u>\$ 31,000</u>

**Tax Incremental Financing**  
**TID #38 - Badger / Ann / Park Street**  
 Inception 2008

	<u>2012 Actual</u>	<u>2013 Budget</u>	<u>2013 Projected</u>	<u>2014 Requested Budget</u>
<b>Cash Balance (Deficit), January 1</b>	\$ (1,855,285)	\$ (2,408,686)	\$ (2,380,162)	\$ (2,879,353)
<b>Project Inflows:</b>				
Incremental Revenues	-	-	-	-
Computer Reimbursement	2,476	4,607	2,831	-
Payment on Advance	-	-	-	-
Interest Income	-	-	-	-
Proceeds from Borrowing	-	340,000	-	-
Developer Capital Funding	-	-	-	-
Application Fees	-	-	-	-
Other - Land Sales	-	-	-	-
<b>Total Inflows:</b>	<u>\$ 2,476</u>	<u>\$ 344,607</u>	<u>\$ 2,831</u>	<u>\$ -</u>
<b>Project Outflows:</b>				
Engineering: Ped Bike	-	-	-	-
Engineering: Major Streets	1,082	-	-	-
Engineering: Storm Water	-	-	-	-
Engineering: Sewer Utility	-	-	-	-
Parks	-	-	-	-
PCED: Payments to Developers	-	-	-	-
PCED: Planning Studies	-	-	-	-
PCED: Affordable Hsg. Set Aside	-	-	-	-
PCED: Other	-	340,000	-	-
Engineering: Other	-	-	-	-
Debt Service-Principal	400,085	400,085	400,085	400,085
Debt Service-Interest	100,098	91,700	45,850	82,202
Pay Advances-Principal	-	-	-	-
Pay Advances-Interest	16,546	24,087	24,087	-
Capital Lease-Principal	-	-	-	-
Capital Lease-Interest	-	-	-	-
Refund to Overlying Districts	-	-	-	-
Staff Costs	7,407	30,000	30,000	30,000
Audit Costs	1,985	2,000	2,000	2,000
Other	150	-	-	-
<b>Total Outflows:</b>	<u>\$ 527,353</u>	<u>\$ 887,872</u>	<u>\$ 502,022</u>	<u>\$ 514,288</u>
<b>Annual Net Cash Flow</b>	<u>\$ (524,877)</u>	<u>\$ (543,265)</u>	<u>\$ (499,191)</u>	<u>\$ (514,288)</u>
<b>Cash Balance (Deficit), December 31</b>	<u>\$ (2,380,162)</u>	<u>\$ (2,951,951)</u>	<u>\$ (2,879,353)</u>	<u>\$ (3,393,641)</u>
<b>Memo: Unrecovered Costs (Fav.)</b>	\$ 5,177,799	\$ 5,515,407	\$ 5,276,905	\$ 5,391,107

Includes 2014 amounts as follows:  
 (none)

\$ -

**Tax Incremental Financing  
TID #39 - Stoughton Road  
Inception 2008**

	<u>2012 Actual</u>	<u>2013 Budget</u>	<u>2013 Projected</u>	<u>2014 Requested Budget</u>
<b>Cash Balance (Deficit), January 1</b>	\$ 428,729	\$ 294,900	\$ 372,716	\$ 571,586
<b>Project Inflows:</b>				
Incremental Revenues	176,956	372,145	387,704	-
Computer Reimbursement	110,458	94,320	121,988	94,320
Payment on Advance	-	-	-	-
Interest Income	4,387	2,949	3,727	5,716
Proceeds from Borrowing	-	400,000	-	830,000
Developer Capital Funding	-	-	-	-
Application Fees	-	-	-	-
Other	14,968	-	-	-
<b>Total Inflows:</b>	<u>\$ 306,768</u>	<u>\$ 869,414</u>	<u>\$ 513,419</u>	<u>\$ 930,036</u>
<b>Project Outflows:</b>				
Engineering: Ped Bike	-	-	-	-
Engineering: Major Streets	-	-	-	-
Engineering: Storm Water	-	-	-	-
Engineering: Sewer Utility	-	-	-	-
Parks	-	3,000	3,000	2,000
PCED: Payments to Developers	-	-	-	400,000
PCED: Planning Studies	-	-	-	-
PCED: Affordable Hsg. Set Aside	-	-	-	-
PCED: Other	-	400,000	-	430,000
Engineering: Other	-	-	-	-
Debt Service-Principal	254,149	469,795	253,870	253,870
Debt Service-Interest	76,009	94,541	25,678	41,540
Pay Advances-Principal	-	-	-	-
Pay Advances-Interest	-	-	-	-
Capital Lease-Principal	-	-	-	-
Capital Lease-Interest	-	-	-	-
Refund to Overlying Districts	-	-	-	-
Staff Costs	15,336	30,000	30,000	30,000
Audit Costs	1,999	2,000	2,000	2,000
Other	15,289	-	-	-
<b>Total Outflows:</b>	<u>\$ 362,782</u>	<u>\$ 999,336</u>	<u>\$ 314,548</u>	<u>\$ 1,159,411</u>
<b>Annual Net Cash Flow</b>	<u>\$ (56,013)</u>	<u>\$ (129,922)</u>	<u>\$ 198,871</u>	<u>\$ (229,375)</u>
<b>Cash Balance (Deficit), December 31</b>	<u>\$ 372,716</u>	<u>\$ 164,977</u>	<u>\$ 571,586</u>	<u>\$ 342,211</u>
<b>Memo: Unrecovered Costs (Fav.)</b>	\$ 1,659,138	\$ 1,934,368	\$ 1,206,397	\$ 2,011,902

Includes 2014 amounts as follows:

Parks, Project #10, Street Tree Replacements	cash	2,000
PCED, Project #18, Stoughton Road (\$400K is reauthorized)	borrow	830,000
		<u>\$ 832,000</u>

**Tax Incremental Financing**  
**TID #40 - Northside**  
Inception 2009

	<u>2012 Actual</u>	<u>2013 Budget</u>	<u>2013 Projected</u>	<u>2014 Requested Budget</u>
<b>Cash Balance (Deficit), January 1</b>	\$ (591,460)	\$ (548,867)	\$ (613,332)	\$ (560,145)
<b>Project Inflows:</b>				
Incremental Revenues	-	-	-	-
Computer Reimbursement	111,072	111,072	102,914	102,914
Payment on Advance	-	-	-	-
Interest Income	-	-	-	-
Proceeds from Borrowing	-	-	-	-
Developer Capital Funding	-	-	-	-
Application Fees	-	-	-	-
Other	-	-	-	-
<b>Total Inflows:</b>	<u>\$ 111,072</u>	<u>\$ 111,072</u>	<u>\$ 102,914</u>	<u>\$ 102,914</u>
<b>Project Outflows:</b>				
Engineering: Ped Bike	-	-	-	-
Engineering: Major Streets	110,410	-	-	-
Engineering: Storm Water	-	-	-	-
Engineering: Sewer Utility	-	-	-	-
Parks	-	-	-	-
PCED: Payments to Developers	-	-	-	-
PCED: Planning Studies	-	-	-	-
PCED: Affordable Hsg. Set Aside	-	-	-	-
PCED: Other	-	-	-	-
Engineering: Other	-	-	-	-
Debt Service-Principal	7,505	54,999	7,499	7,499
Debt Service-Interest	3,375	12,650	1,575	2,850
Pay Advances-Principal	-	-	-	-
Pay Advances-Interest	4,810	8,653	8,653	-
Capital Lease-Principal	-	-	-	-
Capital Lease-Interest	-	-	-	-
Refund to Overlying Districts	-	-	-	-
Staff Costs	4,716	30,000	30,000	-
Audit Costs	1,977	2,000	2,000	-
Other	150	-	-	-
<b>Total Outflows:</b>	<u>\$ 132,943</u>	<u>\$ 108,302</u>	<u>\$ 49,727</u>	<u>\$ 10,349</u>
<b>Annual Net Cash Flow</b>	<u>\$ (21,871)</u>	<u>\$ 2,770</u>	<u>\$ 53,187</u>	<u>\$ 92,565</u>
<b>Cash Balance (Deficit), December 31</b>	<u>\$ (613,332)</u>	<u>\$ (546,097)</u>	<u>\$ (560,145)</u>	<u>\$ (467,580)</u>
<b>Memo: Unrecovered Costs (Fav.)</b>	\$ 680,827	\$ 656,971	\$ 620,140	\$ 520,076

Includes 2014 amounts as follows:  
(none)

-
<u>\$ -</u>



**Tax Incremental Financing**  
**TID #41 - University - Whitney (UW Clinic Project)**  
 Inception 2011

	<u>2012 Actual</u>	<u>2013 Budget</u>	<u>2013 Projected</u>	<u>2014 Requested Budget</u>
<b>Cash Balance (Deficit), January 1</b>	\$ (45,537)	\$ (45,992)	\$ 3,338,059	\$ 1,111,211
<b>Project Inflows:</b>				
Incremental Revenues	-	106,618	111,076	557,083
Computer Reimbursement	-	-	850	-
Payment on Advance	-	-	-	-
Interest Income	5,516	-	33,381	11,112
Proceeds from Borrowing	3,414,960	3,380,000	1,380,000	-
Developer Capital Funding	-	-	-	-
Application Fees	15,530	-	-	-
Other	-	-	-	-
<b>Total Inflows:</b>	<u>\$ 3,436,006</u>	<u>\$ 3,486,618</u>	<u>\$ 1,525,306</u>	<u>\$ 568,195</u>
<b>Project Outflows:</b>				
Engineering: Ped Bike	-	180,000	180,000	-
Engineering: Major Streets	1,031	-	-	-
Engineering: Storm Water	-	-	-	-
Engineering: Sewer Utility	-	-	-	-
Parks	-	-	-	1,000
PCED: Payments to Developers	-	-	-	-
PCED: Planning Studies	-	-	-	-
PCED: Affordable Hsg. Set Aside	-	-	-	-
PCED: Other	-	3,200,000	3,200,000	-
Engineering: Other	-	-	-	-
Debt Service-Principal	-	140,000	341,775	479,775
Debt Service-Interest	-	28,000	29,919	99,871
Pay Advances-Principal	-	-	-	-
Pay Advances-Interest	268	460	460	-
Capital Lease-Principal	-	-	-	-
Capital Lease-Interest	-	-	-	-
Refund to Overlying Districts	-	-	-	-
Staff Costs	28,320	-	-	-
Audit Costs	-	-	-	-
Other	22,792	-	-	-
<b>Total Outflows:</b>	<u>\$ 52,410</u>	<u>\$ 3,548,460</u>	<u>\$ 3,752,154</u>	<u>\$ 580,646</u>
<b>Annual Net Cash Flow</b>	<u>\$ 3,383,596</u>	<u>\$ (61,842)</u>	<u>\$ (2,226,848)</u>	<u>\$ (12,451)</u>
<b>Cash Balance (Deficit), December 31</b>	<u>\$ 3,338,059</u>	<u>\$ (107,834)</u>	<u>\$ 1,111,211</u>	<u>\$ 1,098,760</u>
<b>Memo: Unrecovered Costs (Fav.)</b>	\$ 76,901	\$ 3,301,842	\$ 3,341,974	\$ 2,874,650

Includes 2014 amounts as follows:

Parks, Project #10, Street Tree Replacements	cash	1,000
		<u>\$ 1,000</u>

**Tax Incremental Financing**  
**TID #42 - Wingra (Wingra Clinic Project)**  
 Inception 2012

	<u>2012 Actual</u>	<u>2013 Budget</u>	<u>2013 Projected</u>	<u>2014 Requested Budget</u>
<b>Cash Balance (Deficit), January 1</b>	\$ (22,140)	\$ (22,140)	\$ 395,707	\$ (3,559)
<b>Project Inflows:</b>				
Incremental Revenues	-	-	-	271,462
Computer Reimbursement	-	-	-	-
Payment on Advance	-	-	-	-
Interest Income	-	-	3,957	-
Proceeds from Borrowing	999	1,050,000	1,050,000	30,000
Developer Capital Funding	3,702,600	-	-	-
Application Fees	-	-	-	-
Other	-	-	-	-
<b>Total Inflows:</b>	<u>\$ 3,703,599</u>	<u>\$ 1,050,000</u>	<u>\$ 1,053,957</u>	<u>\$ 301,462</u>
<b>Project Outflows:</b>				
Engineering: Ped Bike	-	-	-	-
Engineering: Major Streets	-	800,000	800,000	-
Engineering: Storm Water	-	-	-	-
Engineering: Sewer Utility	-	-	-	-
Parks	-	-	-	2,000
PCED: Payments to Developers	1,898,000	-	-	-
PCED: Planning Studies	-	-	-	-
PCED: Affordable Hsg. Set Aside	-	-	-	-
PCED: Other	1,254,786	250,000	250,000	30,000
Engineering: Other	-	-	-	-
Debt Service-Principal	-	343,500	370,563	370,563
Debt Service-Interest	-	68,700	32,439	63,396
Pay Advances-Principal	-	-	-	-
Pay Advances-Interest	1,009	221	221	-
Capital Lease-Principal	-	-	-	-
Capital Lease-Interest	-	-	-	-
Refund to Overlying Districts	-	-	-	-
Staff Costs	65,336	-	-	-
Audit Costs	-	-	-	-
Other	66,621	-	-	-
<b>Total Outflows:</b>	<u>\$ 3,285,752</u>	<u>\$ 1,462,421</u>	<u>\$ 1,453,223</u>	<u>\$ 465,959</u>
<b>Annual Net Cash Flow</b>	<u>\$ 417,847</u>	<u>\$ (412,421)</u>	<u>\$ (399,266)</u>	<u>\$ (164,497)</u>
<b>Cash Balance (Deficit), December 31</b>	<u>\$ 395,707</u>	<u>\$ (434,561)</u>	<u>\$ (3,559)</u>	<u>\$ (168,056)</u>
<b>Memo: Unrecovered Costs (Fav.)</b>	\$ 3,306,892	\$ 1,603,921	\$ 4,385,595	\$ 4,209,529

Includes 2014 amounts as follows:

Parks, Project #10, Street Tree Replacements	cash	2,000
PCED, Project #21, Wingra	borrow	30,000
		<u>\$ 32,000</u>

**Tax Incremental Financing**  
**TID #43 - Park/Drake**  
(Creation Resolution Introduced 7/29/2013)

	<u>2012 Actual</u>	<u>2013 Budget</u>	<u>2013 Projected</u>	<u>2014 Requested Budget</u>
<b>Cash Balance (Deficit), January 1</b>	\$ -	\$ -	\$ -	\$ -
<b>Project Inflows:</b>				
Incremental Revenues	-	-	-	-
Computer Reimbursement	-	-	-	-
Payment on Advance	-	-	-	-
Interest Income	-	-	-	-
Proceeds from Borrowing	-	-	-	1,000,000
Developer Capital Funding	-	-	-	-
Application Fees	-	-	-	-
Other	-	-	-	-
<b>Total Inflows:</b>	<u>\$ -</u>	<u>\$ -</u>	<u>\$ -</u>	<u>\$ 1,000,000</u>
<b>Project Outflows:</b>				
Engineering: Ped Bike	-	-	-	-
Engineering: Major Streets	-	-	-	-
Engineering: Storm Water	-	-	-	-
Engineering: Sewer Utility	-	-	-	-
Parks	-	-	-	-
P & D: Payments to Developers	-	-	-	-
P & D: Planning Studies	-	-	-	-
P & D: Affordable Hsg. Set Aside	-	-	-	-
P & D: Other	-	-	-	1,000,000
Engineering: Other	-	-	-	-
Debt Service-Principal	-	-	-	-
Debt Service-Interest	-	-	-	-
Pay Advances-Principal	-	-	-	-
Pay Advances-Interest	-	-	-	-
Capital Lease-Principal	-	-	-	-
Capital Lease-Interest	-	-	-	-
Refund to Overlying Districts	-	-	-	-
Staff Costs	-	-	-	-
Audit Costs	-	-	-	-
Other	-	-	-	-
<b>Total Outflows:</b>	<u>\$ -</u>	<u>\$ -</u>	<u>\$ -</u>	<u>\$ 1,000,000</u>
<b>Annual Net Cash Flow</b>	<u>\$ -</u>	<u>\$ -</u>	<u>\$ -</u>	<u>\$ -</u>
<b>Cash Balance (Deficit), December 31</b>	<u>\$ -</u>	<u>\$ -</u>	<u>\$ -</u>	<u>\$ -</u>
<b>Memo: Unrecovered Costs (Fav.)</b>	\$ -	\$ -	\$ -	\$ 1,000,000

Includes 2014 amounts as follows:

PCED, Project #34, TID 43 - Park/Drake

Borrow	1,000,000
	<u>\$ 1,000,000</u>

**Tax Incremental Financing**  
**TID #44 - Royster Clark**  
(Creation Resolution Introduced 7/29/2013)

	<u>2012 Actual</u>	<u>2013 Budget</u>	<u>2013 Projected</u>	<u>2014 Requested Budget</u>
<b>Cash Balance (Deficit), January 1</b>	\$ -	\$ (6,772)	\$ (6,705)	\$ -
<b>Project Inflows:</b>				
Incremental Revenues	-	-	-	-
Computer Reimbursement	-	-	-	-
Payment on Advance	-	-	-	-
Interest Income	-	-	-	-
Proceeds from Borrowing	-	-	-	1,106,000
Developer Capital Funding	-	-	-	-
Application Fees	-	-	-	-
Other	-	-	-	-
<b>Total Inflows:</b>	<u>\$ -</u>	<u>\$ -</u>	<u>\$ -</u>	<u>\$ 1,106,000</u>
<b>Project Outflows:</b>				
Engineering: Ped Bike	-	-	-	-
Engineering: Major Streets	-	-	-	1,106,000
Engineering: Storm Water	-	-	-	-
Engineering: Sewer Utility	-	-	-	-
Parks	-	-	-	-
PCED: Payments to Developers	-	-	-	-
PCED: Planning Studies	-	-	-	-
PCED: Affordable Hsg. Set Aside	-	-	-	-
PCED: Other	-	-	-	-
Engineering: Other	-	-	-	-
Debt Service-Principal	-	-	-	-
Debt Service-Interest	-	-	-	-
Pay Advances-Principal	-	-	-	-
Pay Advances-Interest	-	68	67	-
Capital Lease-Principal	-	-	-	-
Capital Lease-Interest	-	-	-	-
Refund to Overlying Districts	-	-	-	-
Staff Costs	-	-	-	-
Audit Costs	-	-	-	-
Other	6,705	-	-	-
<b>Total Outflows:</b>	<u>\$ 6,705</u>	<u>\$ 68</u>	<u>\$ 67</u>	<u>\$ 1,106,000</u>
<b>Annual Net Cash Flow</b>	<u>\$ (6,705)</u>	<u>\$ (68)</u>	<u>\$ (67)</u>	<u>\$ -</u>
<b>Cash Balance (Deficit), December 31</b>	<u>\$ (6,705)</u>	<u>\$ (6,840)</u>	<u>\$ (6,772)</u>	<u>\$ -</u>
<b>Memo: Unrecovered Costs (Fav.)</b>	\$ 6,705	\$ 68	\$ 6,772	\$ 1,112,772

Includes 2014 amounts as follows:

Eng. - Major Streets, Proj #39, Royster Clark Development (Reauthorized)	Borrow	1,106,000
		<u>\$ 1,106,000</u>

**Tax Incremental Financing**  
**TID #xx - West Beltline**  
(Not yet created)

	<u>2012 Actual</u>	<u>2013 Budget</u>	<u>2013 Projected</u>	<u>2014 Requested Budget</u>
<b>Cash Balance (Deficit), January 1</b>	\$ -	\$ -	\$ -	\$ -
<b>Project Inflows:</b>				
Incremental Revenues	-	-	-	-
Computer Reimbursement	-	-	-	-
Payment on Advance	-	-	-	-
Interest Income	-	-	-	-
Proceeds from Borrowing	-	4,000,000	-	-
Developer Capital Funding	-	-	-	-
Application Fees	-	-	-	-
Other	-	-	-	-
<b>Total Inflows:</b>	<u>\$ -</u>	<u>\$ 4,000,000</u>	<u>\$ -</u>	<u>\$ -</u>
<b>Project Outflows:</b>				
Engineering: Ped Bike	-	-	-	-
Engineering: Major Streets	-	-	-	-
Engineering: Storm Water	-	-	-	-
Engineering: Sewer Utility	-	-	-	-
Parks	-	-	-	-
PCED: Payments to Developers	-	-	-	-
PCED: Planning Studies	-	-	-	-
PCED: Affordable Hsg. Set Aside	-	-	-	-
PCED: Other	-	4,000,000	-	-
Engineering: Other	-	-	-	-
Debt Service-Principal	-	-	-	-
Debt Service-Interest	-	-	-	-
Pay Advances-Principal	-	-	-	-
Pay Advances-Interest	-	-	-	-
Capital Lease-Principal	-	-	-	-
Capital Lease-Interest	-	-	-	-
Refund to Overlying Districts	-	-	-	-
Staff Costs	-	-	-	-
Audit Costs	-	-	-	-
Other	-	-	-	-
<b>Total Outflows:</b>	<u>\$ -</u>	<u>\$ 4,000,000</u>	<u>\$ -</u>	<u>\$ -</u>
<b>Annual Net Cash Flow</b>	<u>\$ -</u>	<u>\$ -</u>	<u>\$ -</u>	<u>\$ -</u>
<b>Cash Balance (Deficit), December 31</b>	<u>\$ -</u>	<u>\$ -</u>	<u>\$ -</u>	<u>\$ -</u>
<b>Memo: Unrecovered Costs (Fav.)</b>	\$ -	\$ 4,000,000	\$ -	\$ -

Includes 2014 amounts as follows:  
(none)

-
<u>\$ -</u>

**Tax Incremental Financing  
TID - Unallocated**

	<u>2012 Actual</u>	<u>2013 Budget</u>	<u>2013 Projected</u>	<u>2014 Requested Budget</u>
<b>Cash Balance (Deficit), January 1</b>	\$ -	\$ -	\$ -	\$ -
<b>Project Inflows:</b>				
Incremental Revenues	-	-	-	-
Computer Reimbursement	-	-	-	-
Payment on Advance	-	-	-	-
Interest Income	-	-	-	-
Proceeds from Borrowing	-	-	-	-
Developer Capital Funding	-	-	-	-
Application Fees	-	-	-	-
Other	-	-	-	-
<b>Total Inflows:</b>	<u>\$ -</u>	<u>\$ -</u>	<u>\$ -</u>	<u>\$ -</u>
<b>Project Outflows:*</b>				
Transfer Out to Buildings	-	-	-	-
Engineering: Major Streets	-	-	-	-
Engineering: Storm Water	-	-	-	-
Engineering: Sewer Utility	-	-	-	-
Parks	-	-	-	-
PCED: Payments to Developers	-	-	-	-
PCED: Planning Studies	-	-	-	-
PCED: Affordable Hsg. Set Aside	-	-	-	-
PCED: Other	-	-	-	-
State Street - Capitol Square	-	-	-	-
Debt Service-Principal	-	-	-	-
Debt Service-Interest	-	-	-	-
Pay Advances-Principal	-	-	-	-
Pay Advances-Interest	-	-	-	-
Capital Lease-Principal	-	-	-	-
Capital Lease-Interest	-	-	-	-
Refund to Overlying Districts	-	-	-	-
Staff Costs	-	-	-	-
Audit Costs	-	-	-	-
Other	-	-	-	-
<b>Total Outflows:</b>	<u>\$ -</u>	<u>\$ -</u>	<u>\$ -</u>	<u>\$ -</u>
<b>Annual Net Cash Flow</b>	<u>\$ -</u>	<u>\$ -</u>	<u>\$ -</u>	<u>\$ -</u>
<b>Cash Balance (Deficit), December 31</b>	<u>\$ -</u>	<u>\$ -</u>	<u>\$ -</u>	<u>\$ -</u>
<b>Memo: Unrecovered Costs (Fav.)</b>	\$ -	\$ -	\$ -	\$ -

Includes 2014 amounts as follows:  
(none)

	0
	\$ -

**Tax Incremental Financing**  
**TID # -**

	<u>2012 Actual</u>	<u>2013 Budget</u>	<u>2013 Projected</u>	<u>2014 Requested Budget</u>
<b>Cash Balance (Deficit), January 1</b>	\$ 0	\$ 0	\$ 0	\$ 0
<b>Project Inflows:</b>				
Incremental Revenues	-	-	-	-
Computer Reimbursement	-	-	-	-
Payment on Advance	-	-	-	-
Interest Income	-	-	-	-
Proceeds from Borrowing	-	-	-	-
Developer Capital Funding	-	-	-	-
Application Fees	-	-	-	-
Other	-	-	-	-
<b>Total Inflows:</b>	<u>\$ -</u>	<u>\$ -</u>	<u>\$ -</u>	<u>\$ -</u>
<b>Project Outflows:</b>				
Transfer Out to Buildings	-	-	-	-
Engineering: Major Streets	-	-	-	-
Engineering: Storm Water	-	-	-	-
Engineering: Sewer Utility	-	-	-	-
Parks	-	-	-	-
P & D: Payments to Developers	-	-	-	-
P & D: Planning Studies	-	-	-	-
P & D: Affordable Hsg. Set Aside	-	-	-	-
P & D: Other	-	-	-	-
State Street - Capitol Square	-	-	-	-
Debt Service-Principal	-	-	-	-
Debt Service-Interest	-	-	-	-
Pay Advances-Principal	-	-	-	-
Pay Advances-Interest	-	-	-	-
Capital Lease-Principal	-	-	-	-
Capital Lease-Interest	-	-	-	-
Refund to Overlying Districts	-	-	-	-
Staff Costs	-	-	-	-
Audit Costs	-	-	-	-
Other	-	-	-	-
<b>Total Outflows:</b>	<u>\$ -</u>	<u>\$ -</u>	<u>\$ -</u>	<u>\$ -</u>
<b>Annual Net Cash Flow</b>	<u>\$ -</u>	<u>\$ -</u>	<u>\$ -</u>	<u>\$ -</u>
<b>Cash Balance (Deficit), December 31</b>	<u>\$ 0</u>	<u>\$ 0</u>	<u>\$ 0</u>	<u>\$ 0</u>
	-			
<b>Memo: Unrecovered Costs (Fav.)</b>	\$ -	\$ -	\$ -	\$ -

**Tax Incremental Financing**  
**TID # -**

	<u>2012 Actual</u>	<u>2013 Budget</u>	<u>2013 Projected</u>	<u>2014 Requested Budget</u>
<b>Cash Balance (Deficit), January 1</b>	\$ -	\$ -	\$ -	\$ -
<b>Project Inflows:</b>				
Incremental Revenues	-	-	-	-
Computer Reimbursement	-	-	-	-
Payment on Advance	-	-	-	-
Interest Income	-	-	-	-
Proceeds from Borrowing	-	-	-	-
Developer Capital Funding	-	-	-	-
Application Fees	-	-	-	-
Other	-	-	-	-
<b>Total Inflows:</b>	<u>\$ -</u>	<u>\$ -</u>	<u>\$ -</u>	<u>\$ -</u>
<b>Project Outflows:</b>				
Transfer Out to Buildings	-	-	-	-
Engineering: Major Streets	-	-	-	-
Engineering: Storm Water	-	-	-	-
Engineering: Sewer Utility	-	-	-	-
Parks	-	-	-	-
P & D: Payments to Developers	-	-	-	-
P & D: Planning Studies	-	-	-	-
P & D: Affordable Hsg. Set Aside	-	-	-	-
P & D: Other	-	-	-	-
State Street - Capitol Square	-	-	-	-
Debt Service-Principal	-	-	-	-
Debt Service-Interest	-	-	-	-
Pay Advances-Principal	-	-	-	-
Pay Advances-Interest	-	-	-	-
Capital Lease-Principal	-	-	-	-
Capital Lease-Interest	-	-	-	-
Refund to Overlying Districts	-	-	-	-
Staff Costs	-	-	-	-
Audit Costs	-	-	-	-
Other	-	-	-	-
<b>Total Outflows:</b>	<u>\$ -</u>	<u>\$ -</u>	<u>\$ -</u>	<u>\$ -</u>
<b>Annual Net Cash Flow</b>	<u>\$ -</u>	<u>\$ -</u>	<u>\$ -</u>	<u>\$ -</u>
<b>Cash Balance (Deficit), December 31</b>	<u>\$ -</u>	<u>\$ -</u>	<u>\$ -</u>	<u>\$ -</u>
	-			
<b>Memo: Unrecovered Costs (Fav.)</b>	\$ -	\$ -	\$ -	\$ -



**IMPACT FEES**  
**CASH FLOW STATEMENTS**

---



**Impact Fees  
Citywide Summary - All Active Impact Fee Funds  
2014 Executive Budget**

	<u>2012 Actual</u>	<u>2013 Budget</u>	<u>2013 Projected</u>	<u>2014 Executive Budget</u>
<b>Cash Balance (Deficit), January 1</b>	\$ (845,223)	\$ (1,089,117)	\$ (622,178)	\$ (393,752)
<b>Fund Inflows:</b>				
County Grants	-	-	-	-
Interest on Investments	33,288	40,156	30,202	26,175
Revenue - Impact Fees	104,657	110,000	134,250	133,850
Park Dev. / Impact Fees	1,838,733	772,500	1,113,000	685,200
General Obligation Debt	-	1,125,000	500,000	1,552,700
Revenue Bonds	-	-	-	-
Other	9,118	-	414,088	-
<b>Total Inflows:</b>	<u>\$ 1,985,795</u>	<u>\$ 2,047,656</u>	<u>\$ 2,191,540</u>	<u>\$ 2,397,925</u>
<b>Fund Outflows:</b>				
Advances - Principal	-	-	-	-
Advances - Interest	36,368	49,674	21,637	21,009
Land and Land Improvements	783,959	2,310,000	1,685,000	2,130,000
Major Streets	49,000	-	-	-
Storm Utility	-	-	-	-
Sewer Utility	498,783	225,000	-	1,152,700
Debt Service - Principal	201,116	179,017	201,017	291,000
Debt Service - Interest	68,944	42,996	55,460	70,000
Development and Plan	-	-	-	-
Equipment	31,041	-	-	-
Buildings	38,293	-	-	-
Other	55,246	-	-	-
<b>Total Outflows:</b>	<u>\$ 1,762,751</u>	<u>\$ 2,806,687</u>	<u>\$ 1,963,114</u>	<u>\$ 3,664,709</u>
<b>Annual Net Cash Flow</b>	<u>\$ 223,044</u>	<u>\$ (759,030)</u>	<u>\$ 228,426</u>	<u>\$ (1,266,784)</u>
<b>Cash Balance (Deficit), December 31</b>	<u>\$ (622,178)</u>	<u>\$ (1,848,147)</u>	<u>\$ (393,752)</u>	<u>\$ (1,660,536)</u>

**Impact Fees  
Parks Subtotal**

	<b>2012 Actual</b>	<b>2013 Budget</b>	<b>2013 Projected</b>	<b>2014 Executive Budget</b>
<b>Cash Balance (Deficit), January 1</b>	\$ 3,327,168	\$ 3,700,539	\$ 4,262,722	\$ 4,050,581
<b>Project Inflows:</b>				
County Grants	-	-	-	-
Interest on Investments	32,419	39,146	30,127	26,100
Revenue - Impact Fees	-	-	-	-
Park Dev. / Impact Fees	1,838,733	772,500	1,113,000	685,200
General Obligation Debt	-	400,000	-	400,000
Revenue Bonds	-	-	-	-
Other	6,301	-	411,000	-
<b>Total Inflows:</b>	<b>\$ 1,877,453</b>	<b>\$ 1,211,646</b>	<b>\$ 1,554,127</b>	<b>\$ 1,111,300</b>
<b>Project Outflows:</b>				
Advances - Principal	-	-	-	-
Advances - Interest	571	768	768	140
Land and Land Improvements	783,959	2,310,000	1,685,000	2,130,000
Major Streets	-	-	-	-
Storm Utility	-	-	-	-
Sewer Utility	-	-	-	-
Debt Service - Principal	70,032	70,000	70,000	110,000
Debt Service - Interest	18,004	10,500	10,500	16,825
Development and Plan	-	-	-	-
Equipment	31,041	-	-	-
Buildings	38,293	-	-	-
Other	-	-	-	-
<b>Total Outflows:</b>	<b>\$ 941,900</b>	<b>\$ 2,391,268</b>	<b>\$ 1,766,268</b>	<b>\$ 2,256,965</b>
<b>Annual Net Cash Flow</b>	<b>\$ 935,554</b>	<b>\$ (1,179,622)</b>	<b>\$ (212,141)</b>	<b>\$ (1,145,665)</b>
<b>Cash Balance (Deficit), December 31</b>	<b>\$ 4,262,722</b>	<b>\$ 2,520,917</b>	<b>\$ 4,050,581</b>	<b>\$ 2,904,916</b>

**Impact Fees  
SI21 Parks - Warner**

	<u>2012 Actual</u>	<u>2013 Budget</u>	<u>2013 Projected</u>	<u>2014 Executive Budget</u>
<b>Cash Balance (Deficit), January 1</b>	\$ 12,405	\$ 13,729	\$ -	\$ 1,700
<b>Project Inflows:</b>				
County Grants	-	-	-	-
Interest on Investments	111	250	200	100
Revenue - Impact Fees	-	-	-	-
Park Dev. / Impact Fees	2,935	4,500	1,500	3,200
General Obligation Debt	-	-	-	-
Revenue Bonds	-	-	-	-
Other	-	-	-	-
<b>Total Inflows:</b>	<u>\$ 3,046</u>	<u>\$ 4,750</u>	<u>\$ 1,700</u>	<u>\$ 3,300</u>
<b>Project Outflows:</b>				
Advances - Principal	-	-	-	-
Advances - Interest	-	-	-	-
Land and Land Improvements	15,451	17,500	-	5,000
Major Streets	-	-	-	-
Storm Utility	-	-	-	-
Sewer Utility	-	-	-	-
Debt Service - Principal	-	-	-	-
Debt Service - Interest	-	-	-	-
Development and Plan	-	-	-	-
Equipment	-	-	-	-
Buildings	-	-	-	-
Other	-	-	-	-
<b>Total Outflows:</b>	<u>\$ 15,451</u>	<u>\$ 17,500</u>	<u>\$ -</u>	<u>\$ 5,000</u>
<b>Annual Net Cash Flow</b>	<u>\$ (12,405)</u>	<u>\$ (12,750)</u>	<u>\$ 1,700</u>	<u>\$ (1,700)</u>
<b>Cash Balance (Deficit), December 31</b>	<u>\$ -</u>	<u>\$ 979</u>	<u>\$ 1,700</u>	<u>\$ -</u>

Includes 2013 amounts as follows:

Project #1, Beaches & Shoreline Imp. (Lake Access Kiosks)	cash	\$ 17,500
		<u>\$ 17,500</u>

Includes 2014 amounts as follows:

Project #3, Conservation Park Improvements (Cherokee Trail Imp.)	cash	\$ 5,000
		<u>\$ 5,000</u>

**Impact Fees  
SI22 Parks - Reindahl**

	<u>2012 Actual</u>	<u>2013 Budget</u>	<u>2013 Projected</u>	<u>2014 Executive Budget</u>
<b>Cash Balance (Deficit), January 1</b>	\$ 123,086	\$ 81,317	\$ 105,230	\$ 28,180
<b>Project Inflows:</b>				
County Grants	-	-	-	-
Interest on Investments	1,049	813	450	500
Revenue - Impact Fees	-	-	-	-
Park Dev. / Impact Fees	7,689	18,000	7,500	2,500
General Obligation Debt	-	-	-	-
Revenue Bonds	-	-	-	-
Other	-	-	-	-
<b>Total Inflows:</b>	<u>\$ 8,738</u>	<u>\$ 18,813</u>	<u>\$ 7,950</u>	<u>\$ 3,000</u>
<b>Project Outflows:</b>				
Advances - Principal	-	-	-	-
Advances - Interest	-	-	-	-
Land and Land Improvements	1,475	85,000	85,000	-
Major Streets	-	-	-	-
Storm Utility	-	-	-	-
Sewer Utility	-	-	-	-
Debt Service - Principal	-	-	-	-
Debt Service - Interest	-	-	-	-
Development and Plan	-	-	-	-
Equipment	-	-	-	-
Buildings	25,118	-	-	-
Other	-	-	-	-
<b>Total Outflows:</b>	<u>\$ 26,593</u>	<u>\$ 85,000</u>	<u>\$ 85,000</u>	<u>\$ -</u>
<b>Annual Net Cash Flow</b>	<u>\$ (17,856)</u>	<u>\$ (66,187)</u>	<u>\$ (77,050)</u>	<u>\$ 3,000</u>
<b>Cash Balance (Deficit), December 31</b>	<u>\$ 105,230</u>	<u>\$ 15,130</u>	<u>\$ 28,180</u>	<u>\$ 31,180</u>

Includes 2013 amounts as follows:

Project #2, Community Park Imp. (Reindahl)	cash	\$ 10,000
Project #25, Washington Manor Park	cash	75,000
		<u>\$ 85,000</u>

**Impact Fees  
SI23 Parks - Door Creek**

	<u>2012 Actual</u>	<u>2013 Budget</u>	<u>2013 Projected</u>	<u>2014 Executive Budget</u>
<b>Cash Balance (Deficit), January 1</b>	\$ (105,850)	\$ (76,796)	\$ (76,726)	\$ (52,994)
<b>Project Inflows:</b>				
County Grants	-	-	-	-
Interest on Investments	-	-	-	-
Revenue - Impact Fees	-	-	-	-
Park Dev. / Impact Fees	8,316	60,000	105,000	90,000
General Obligation Debt	-	-	-	-
Revenue Bonds	-	-	-	-
Federal Grants	6,301	-	-	-
<b>Total Inflows:</b>	<u>\$ 14,617</u>	<u>\$ 60,000</u>	<u>\$ 105,000</u>	<u>\$ 90,000</u>
<b>Project Outflows:</b>				
Advances - Principal	-	-	-	-
Advances - Interest	571	768	768	140
Land and Land Improvements	(103,113)	-	-	-
Major Streets	-	-	-	-
Storm Utility	-	-	-	-
Sewer Utility	-	-	-	-
Debt Service - Principal	70,032	70,000	70,000	70,000
Debt Service - Interest	18,004	10,500	10,500	9,825
Development and Plan	-	-	-	-
Equipment	-	-	-	-
Buildings	-	-	-	-
Other	-	-	-	-
<b>Total Outflows:</b>	<u>\$ (14,507)</u>	<u>\$ 81,268</u>	<u>\$ 81,268</u>	<u>\$ 79,965</u>
<b>Annual Net Cash Flow</b>	<u>\$ 29,124</u>	<u>\$ (21,268)</u>	<u>\$ 23,732</u>	<u>\$ 10,035</u>
<b>Cash Balance (Deficit), December 31</b>	<u>\$ (76,726)</u>	<u>\$ (98,064)</u>	<u>\$ (52,994)</u>	<u>\$ (42,959)</u>

**Impact Fees  
SI24 Parks - Yahara Hills**

	<u>2012 Actual</u>	<u>2013 Budget</u>	<u>2013 Projected</u>	<u>2014 Executive Budget</u>
<b>Cash Balance (Deficit), January 1</b>	\$ 409,595	\$ 417,191	\$ 400,794	\$ 419,294
<b>Project Inflows:</b>				
County Grants	-	-	-	-
Interest on Investments	3,415	4,172	3,500	3,500
Revenue - Impact Fees	-	-	-	-
Park Dev. / Impact Fees	7,827	4,000	25,000	28,000
General Obligation Debt	-	-	-	-
Revenue Bonds	-	-	-	-
Other	-	-	-	-
<b>Total Inflows:</b>	<u>\$ 11,241</u>	<u>\$ 8,172</u>	<u>\$ 28,500</u>	<u>\$ 31,500</u>
<b>Project Outflows:</b>				
Advances - Principal	-	-	-	-
Advances - Interest	-	-	-	-
Land and Land Improvements	20,042	110,000	10,000	450,000
Major Streets	-	-	-	-
Storm Utility	-	-	-	-
Sewer Utility	-	-	-	-
Debt Service - Principal	-	-	-	-
Debt Service - Interest	-	-	-	-
Development and Plan	-	-	-	-
Equipment	-	-	-	-
Buildings	-	-	-	-
Other	-	-	-	-
<b>Total Outflows:</b>	<u>\$ 20,042</u>	<u>\$ 110,000</u>	<u>\$ 10,000</u>	<u>\$ 450,000</u>
<b>Annual Net Cash Flow</b>	<u>\$ (8,800)</u>	<u>\$ (101,828)</u>	<u>\$ 18,500</u>	<u>\$ (418,500)</u>
<b>Cash Balance (Deficit), December 31</b>	<u>\$ 400,794</u>	<u>\$ 315,363</u>	<u>\$ 419,294</u>	<u>\$ 794</u>

Includes 2013 amounts as follows:

Project #5, Neighborhood Park Imp. (Veteran's Memorial Park)	cash	\$ 100,000
Project #8, Playground/Accessibility Improvements	cash	10,000
		<u>\$ 110,000</u>

Includes 2014 amounts as follows:

Project #5, Neighborhood Park Imp. (Owl's Creek Park)	cash	\$ 100,000
Project #7, Park Facility Improvements (Yahara Hills)	cash	350,000
		<u>\$ 450,000</u>



**Impact Fees  
SI25 Parks - Olbrich**

	<u>2012 Actual</u>	<u>2013 Budget</u>	<u>2013 Projected</u>	<u>2014 Executive Budget</u>
<b>Cash Balance (Deficit), January 1</b>	\$ 47,692	\$ 12,669	\$ 11,039	\$ (3,834)
<b>Project Inflows:</b>				
County Grants	-	-	-	-
Interest on Investments	412	127	127	200
Revenue - Impact Fees	-	-	-	-
Park Dev. / Impact Fees	2,935	13,000	10,000	7,500
General Obligation Debt	-	-	-	-
Revenue Bonds	-	-	-	-
Other	-	-	-	-
<b>Total Inflows:</b>	<u>\$ 3,347</u>	<u>\$ 13,127</u>	<u>\$ 10,127</u>	<u>\$ 7,700</u>
<b>Project Outflows:</b>				
Advances - Principal	-	-	-	-
Advances - Interest	-	-	-	-
Land and Land Improvements	40,000	25,000	25,000	-
Major Streets	-	-	-	-
Storm Utility	-	-	-	-
Sewer Utility	-	-	-	-
Debt Service - Principal	-	-	-	-
Debt Service - Interest	-	-	-	-
Development and Plan	-	-	-	-
Equipment	-	-	-	-
Buildings	-	-	-	-
Other	-	-	-	-
<b>Total Outflows:</b>	<u>\$ 40,000</u>	<u>\$ 25,000</u>	<u>\$ 25,000</u>	<u>\$ -</u>
<b>Annual Net Cash Flow</b>	<u>\$ (36,653)</u>	<u>\$ (11,873)</u>	<u>\$ (14,873)</u>	<u>\$ 7,700</u>
<b>Cash Balance (Deficit), December 31</b>	<u>\$ 11,039</u>	<u>\$ 795</u>	<u>\$ (3,834)</u>	<u>\$ 3,866</u>

Includes 2013 amounts as follows:

Project #19, Worthington Park Improvements	cash	\$ 25,000
		<u>\$ 25,000</u>

**Impact Fees  
SI26 Parks - Law - Tenney**

	<u>2012 Actual</u>	<u>2013 Budget</u>	<u>2013 Projected</u>	<u>2014 Executive Budget</u>
<b>Cash Balance (Deficit), January 1</b>	\$ 180,179	\$ 216,981	\$ 278,614	\$ (23,386)
<b>Project Inflows:</b>				
County Grants	-	-	-	-
Interest on Investments	1,895	2,600	2,000	200
Revenue - Impact Fees	-	-	-	-
Park Dev. / Impact Fees	96,539	81,000	71,000	70,000
General Obligation Debt	-	400,000	-	400,000
Revenue Bonds	-	-	-	-
Other	-	-	-	-
<b>Total Inflows:</b>	<u>\$ 98,434</u>	<u>\$ 483,600</u>	<u>\$ 73,000</u>	<u>\$ 470,200</u>
<b>Project Outflows:</b>				
Advances - Principal	-	-	-	-
Advances - Interest	-	-	-	-
Land and Land Improvements	-	775,000	375,000	400,000
Major Streets	-	-	-	-
Storm Utility	-	-	-	-
Sewer Utility	-	-	-	-
Debt Service - Principal	-	-	-	40,000
Debt Service - Interest	-	-	-	7,000
Development and Plan	-	-	-	-
Equipment	-	-	-	-
Buildings	-	-	-	-
Other	-	-	-	-
<b>Total Outflows:</b>	<u>\$ -</u>	<u>\$ 775,000</u>	<u>\$ 375,000</u>	<u>\$ 447,000</u>
<b>Annual Net Cash Flow</b>	<u>\$ 98,434</u>	<u>\$ (291,400)</u>	<u>\$ (302,000)</u>	<u>\$ 23,200</u>
<b>Cash Balance (Deficit), December 31</b>	<u>\$ 278,614</u>	<u>\$ (74,419)</u>	<u>\$ (23,386)</u>	<u>\$ (186)</u>

Includes 2013 amounts as follows:

Project #23, Central Park	cash	\$ 300,000
Project #23, Central Park	borrow	400,000
Project #39, Reynolds Park Playground Improvements	cash	75,000
		<u>\$ 775,000</u>

Includes 2014 amounts as follows:

Project #23, Central Park (Reauthorization)	borrow	<u>\$ 400,000</u>
		<u>\$ 400,000</u>

**Impact Fees**  
**SI27 Parks - Vilas - Brittingham**

	<u>2012 Actual</u>	<u>2013 Budget</u>	<u>2013 Projected</u>	<u>2014 Executive Budget</u>
<b>Cash Balance (Deficit), January 1</b>	\$ 472,404	\$ 326,083	\$ 423,916	\$ 471,916
<b>Project Inflows:</b>				
County Grants	-	-	-	-
Interest on Investments	4,110	3,261	3,000	3,000
Revenue - Impact Fees	-	-	-	-
Park Dev. / Impact Fees	221,744	50,000	100,000	60,000
General Obligation Debt	-	-	-	-
Revenue Bonds	-	-	-	-
Other	-	-	-	-
<b>Total Inflows:</b>	<u>\$ 225,854</u>	<u>\$ 53,261</u>	<u>\$ 103,000</u>	<u>\$ 63,000</u>
<b>Project Outflows:</b>				
Advances - Principal	-	-	-	-
Advances - Interest	-	-	-	-
Land and Land Improvements	240,125	155,000	55,000	310,000
Major Streets	-	-	-	-
Storm Utility	-	-	-	-
Sewer Utility	-	-	-	-
Debt Service - Principal	-	-	-	-
Debt Service - Interest	-	-	-	-
Development and Plan	-	-	-	-
Equipment	31,041	-	-	-
Buildings	3,175	-	-	-
Other	-	-	-	-
<b>Total Outflows:</b>	<u>\$ 274,341</u>	<u>\$ 155,000</u>	<u>\$ 55,000</u>	<u>\$ 310,000</u>
<b>Annual Net Cash Flow</b>	<u>\$ (48,488)</u>	<u>\$ (101,739)</u>	<u>\$ 48,000</u>	<u>\$ (247,000)</u>
<b>Cash Balance (Deficit), December 31</b>	<u>\$ 423,916</u>	<u>\$ 224,344</u>	<u>\$ 471,916</u>	<u>\$ 224,916</u>

Includes 2013 amounts as follows:

Project #5, Neighborhood Park Improvements (Wingra Park)	cash	\$ 20,000
Project #7, Park Facility Improvements (Brittingham Boathouse)	cash	25,000
Project #7, Park Facility Imp. (Vilas and Brittingham Infra.)	cash	10,000
Project #38, Brittingham Park Improvements	cash	100,000
		<u>\$ 155,000</u>

Includes 2014 amounts as follows:

Project #8, Playground/Accessibility Improvements (Brittingham Park)	cash	\$ 210,000
Project #30, Brittingham Park Improvements (Reauthorization)	cash	100,000
		<u>\$ 310,000</u>

**Impact Fees  
SI28 Parks Olin - Turville**

	<u>2012 Actual</u>	<u>2013 Budget</u>	<u>2013 Projected</u>	<u>2014 Executive Budget</u>
<b>Cash Balance (Deficit), January 1</b>	\$ 10,806	\$ 10,914	\$ 8,180	\$ 7,260
<b>Project Inflows:</b>				
County Grants	-	-	-	-
Interest on Investments	83	109	80	100
Revenue - Impact Fees	-	-	-	-
Park Dev. / Impact Fees	(2,709)	2,000	1,500	1,500
General Obligation Debt	-	-	-	-
Revenue Bonds	-	-	-	-
Other	-	-	-	-
<b>Total Inflows:</b>	<u>\$ (2,626)</u>	<u>\$ 2,109</u>	<u>\$ 1,580</u>	<u>\$ 1,600</u>
<b>Project Outflows:</b>				
Advances - Principal	-	-	-	-
Advances - Interest	-	-	-	-
Land and Land Improvements	-	10,000	2,500	5,000
Major Streets	-	-	-	-
Storm Utility	-	-	-	-
Sewer Utility	-	-	-	-
Debt Service - Principal	-	-	-	-
Debt Service - Interest	-	-	-	-
Development and Plan	-	-	-	-
Equipment	-	-	-	-
Buildings	-	-	-	-
Other	-	-	-	-
<b>Total Outflows:</b>	<u>\$ -</u>	<u>\$ 10,000</u>	<u>\$ 2,500</u>	<u>\$ 5,000</u>
<b>Annual Net Cash Flow</b>	<u>\$ (2,626)</u>	<u>\$ (7,891)</u>	<u>\$ (920)</u>	<u>\$ (3,400)</u>
<b>Cash Balance (Deficit), December 31</b>	<u>\$ 8,180</u>	<u>\$ 3,023</u>	<u>\$ 7,260</u>	<u>\$ 3,860</u>

Includes 2013 amounts as follows:

Project #2, Community Park Imp. (NRT Improvements)	cash	\$ 10,000
		<u>\$ 10,000</u>

Includes 2014 amounts as follows:

Project #1, Beach and Shoreline Improvements (Olin)	cash	\$ 5,000
		<u>\$ 5,000</u>

**Impact Fees  
SI29 Parks - Garner**

	<b>2012 Actual</b>	<b>2013 Budget</b>	<b>2013 Projected</b>	<b>2014 Executive Budget</b>
<b>Cash Balance (Deficit), January 1</b>	\$ 174,990	\$ 196,740	\$ 242,344	\$ 62,994
<b>Project Inflows:</b>				
County Grants	-	-	-	-
Interest on Investments	1,814	1,967	1,650	1,000
Revenue - Impact Fees	-	-	-	-
Park Dev. / Impact Fees	110,690	30,000	16,500	12,500
General Obligation Debt	-	-	-	-
Revenue Bonds	-	-	-	-
Other	-	-	-	-
<b>Total Inflows:</b>	<b>\$ 112,504</b>	<b>\$ 31,967</b>	<b>\$ 18,150</b>	<b>\$ 13,500</b>
<b>Project Outflows:</b>				
Advances - Principal	-	-	-	-
Advances - Interest	-	-	-	-
Land and Land Improvements	35,151	197,500	197,500	55,000
Major Streets	-	-	-	-
Storm Utility	-	-	-	-
Sewer Utility	-	-	-	-
Debt Service - Principal	-	-	-	-
Debt Service - Interest	-	-	-	-
Development and Plan	-	-	-	-
Equipment	-	-	-	-
Buildings	10,000	-	-	-
Other	-	-	-	-
<b>Total Outflows:</b>	<b>\$ 45,151</b>	<b>\$ 197,500</b>	<b>\$ 197,500</b>	<b>\$ 55,000</b>
<b>Annual Net Cash Flow</b>	<b>\$ 67,354</b>	<b>\$ (165,533)</b>	<b>\$ (179,350)</b>	<b>\$ (41,500)</b>
<b>Cash Balance (Deficit), December 31</b>	<b>\$ 242,344</b>	<b>\$ 31,208</b>	<b>\$ 62,994</b>	<b>\$ 21,494</b>

Includes 2013 amounts as follows:

Project #1, Beach and Shoreline Improvements	cash	\$ 12,500
Project #13, Rennebohm Park Improvements	cash	35,000
Project #14, Hoyt Park Improvements	cash	75,000
Project #37, Reservoir Park Playground Improvements	cash	75,000
		<u>\$ 197,500</u>

Includes 2014 amounts as follows:

Project #1, Beach and Shoreline Improvements	cash	\$ 5,000
Project #5, Neighborhood Park Improvements (Oak Park Heights and Indian Hills)	cash	10,000
Project #8, Playground/Accessibility Improvements (Brittingham Park)	cash	40,000
		<u>\$ 55,000</u>

**Impact Fees  
SI30 Parks - Far West**

	<u>2012 Actual</u>	<u>2013 Budget</u>	<u>2013 Projected</u>	<u>2014 Executive Budget</u>
<b>Cash Balance (Deficit), January 1</b>	\$ 517,867	\$ 512,046	\$ 551,334	\$ 446,454
<b>Project Inflows:</b>				
County Grants	-	-	-	-
Interest on Investments	4,454	5,120	5,120	5,000
Revenue - Impact Fees	-	-	-	-
Park Dev. / Impact Fees	29,350	10,000	20,000	10,000
General Obligation Debt	-	-	-	-
Revenue Bonds	-	-	-	-
Other	-	-	-	-
<b>Total Inflows:</b>	<u>\$ 33,804</u>	<u>\$ 15,120</u>	<u>\$ 25,120</u>	<u>\$ 15,000</u>
<b>Project Outflows:</b>				
Advances - Principal	-	-	-	-
Advances - Interest	-	-	-	-
Land and Land Improvements	337	130,000	130,000	307,000
Major Streets	-	-	-	-
Storm Utility	-	-	-	-
Sewer Utility	-	-	-	-
Debt Service - Principal	-	-	-	-
Debt Service - Interest	-	-	-	-
Development and Plan	-	-	-	-
Equipment	-	-	-	-
Buildings	-	-	-	-
Other	-	-	-	-
<b>Total Outflows:</b>	<u>\$ 337</u>	<u>\$ 130,000</u>	<u>\$ 130,000</u>	<u>\$ 307,000</u>
<b>Annual Net Cash Flow</b>	<u>\$ 33,467</u>	<u>\$ (114,880)</u>	<u>\$ (104,880)</u>	<u>\$ (292,000)</u>
<b>Cash Balance (Deficit), December 31</b>	<u>\$ 551,334</u>	<u>\$ 397,166</u>	<u>\$ 446,454</u>	<u>\$ 154,454</u>

Includes 2013 amounts as follows:

Project #2, Community Park Imp. (Blackhawk Park)	cash	\$ 75,000
Project #5, Neighborhood Park Imp. (Wexford Park)	cash	10,000
Project #7, Park Facility Imp. (Walnut Grove Park)	cash	30,000
Project #8, Playground/Accessibility Improvements	cash	15,000
		<u>\$ 130,000</u>

Includes 2014 amounts as follows:

Project #5, Neighborhood Park Improvements (Wexford and Walnut Grove)	cash	\$ 17,000
Project #8, Playground/Accessibility Improvements (Sauk Creek, Wexford, Haen Family)	cash	290,000
		<u>\$ 307,000</u>

**Impact Fees  
SI31 Parks - Elver**

	<u>2012 Actual</u>	<u>2013 Budget</u>	<u>2013 Projected</u>	<u>2014 Executive Budget</u>
<b>Cash Balance (Deficit), January 1</b>	\$ 706,748	\$ 668,816	\$ 783,300	\$ 462,300
<b>Project Inflows:</b>				
County Grants	-	-	-	-
Interest on Investments	6,188	6,688	4,000	2,500
Revenue - Impact Fees	-	-	-	-
Park Dev. / Impact Fees	73,235	50,000	80,000	75,000
General Obligation Debt	-	-	-	-
Revenue Bonds	-	-	-	-
Other	-	-	-	-
<b>Total Inflows:</b>	<u>\$ 79,423</u>	<u>\$ 56,688</u>	<u>\$ 84,000</u>	<u>\$ 77,500</u>
<b>Project Outflows:</b>				
Advances - Principal	-	-	-	-
Advances - Interest	-	-	-	-
Land and Land Improvements	2,871	405,000	405,000	348,000
Major Streets	-	-	-	-
Storm Utility	-	-	-	-
Sewer Utility	-	-	-	-
Debt Service - Principal	-	-	-	-
Debt Service - Interest	-	-	-	-
Development and Plan	-	-	-	-
Equipment	-	-	-	-
Buildings	-	-	-	-
Other	-	-	-	-
<b>Total Outflows:</b>	<u>\$ 2,871</u>	<u>\$ 405,000</u>	<u>\$ 405,000</u>	<u>\$ 348,000</u>
<b>Annual Net Cash Flow</b>	<u>\$ 76,552</u>	<u>\$ (348,312)</u>	<u>\$ (321,000)</u>	<u>\$ (270,500)</u>
<b>Cash Balance (Deficit), December 31</b>	<u>\$ 783,300</u>	<u>\$ 320,504</u>	<u>\$ 462,300</u>	<u>\$ 191,800</u>

Includes 2013 amounts as follows:

Project #2, Community Park Improvements	cash	\$ 25,000
Project #2, Community Park Imp. (Elver Park)	cash	80,000
Project #2, Community Park Imp. (NRT Improvements)	cash	30,000
Project #2, Community Park Imp. (Turf/Grounds Imp.)	cash	35,000
Project #2, Community Park Imp. (Elver Athletic Lighting)	cash	30,000
Project #5, Neighborhood Park Improvements	cash	5,000
Project #7, Park Facility Imp. (Elver Athletic Imp.)	cash	35,000
Project #8, Playground/Accessibility Improvements	cash	15,000
Project #31, Park Ridge Neighborhood	cash	150,000
		<u>\$ 405,000</u>

Includes 2014 amounts as follows:

Project #2, Community Park Improvements (Elver Park)	cash	\$ 73,000
Project #5, Neighborhood Park Improvements (Waldorf Park Development)	cash	40,000
Project #5, Neighborhood Park Improvements (L. Lincoln Hiestand Culvert)	cash	50,000
Project #8, Playground/Accessibility Improvements (Huegel, L.L. Hiestand, Valley Ridge)	cash	185,000
		<u>\$ 348,000</u>

**Impact Fees**  
**SI32 Parks - Citywide Parkland Fee**

	<b>2012 Actual</b>	<b>2013 Budget</b>	<b>2013 Projected</b>	<b>2014 Executive Budget</b>
<b>Cash Balance (Deficit), January 1</b>	\$ 777,246	\$ 1,320,849	\$ 1,534,697	\$ 2,230,697
<b>Project Inflows:</b>				
County Grants	-	-	-	-
Interest on Investments	8,889	14,039	10,000	10,000
Revenue - Impact Fees	-	-	-	-
Park Dev. / Impact Fees	1,280,182	450,000	675,000	325,000
General Obligation Debt	-	-	-	-
Revenue Bonds	-	-	-	-
State Grant	-	-	411,000	-
	<b>\$ 1,289,071</b>	<b>\$ 464,039</b>	<b>\$ 1,096,000</b>	<b>\$ 335,000</b>
<b>Project Outflows:</b>				
Advances - Principal	-	-	-	-
Advances - Interest	-	-	-	-
Land and Land Improvements	531,621	400,000	400,000	250,000
Major Streets	-	-	-	-
Storm Utility	-	-	-	-
Sewer Utility	-	-	-	-
Debt Service - Principal	-	-	-	-
Debt Service - Interest	-	-	-	-
Development and Plan	-	-	-	-
Equipment	-	-	-	-
Buildings	-	-	-	-
Other	-	-	-	-
	<b>\$ 531,621</b>	<b>\$ 400,000</b>	<b>\$ 400,000</b>	<b>\$ 250,000</b>
<b>Annual Net Cash Flow</b>	<b>\$ 757,450</b>	<b>\$ 64,039</b>	<b>\$ 696,000</b>	<b>\$ 85,000</b>
<b>Cash Balance (Deficit), December 31</b>	<b>\$ 1,534,697</b>	<b>\$ 1,384,888</b>	<b>\$ 2,230,697</b>	<b>\$ 2,315,697</b>
Includes 2013 amounts as follows:				
Project #4, Parkland Acquisition - General		cash	\$ 250,000	
Project #31, Park Ridge Neighborhood		cash	150,000	
			<b>\$ 400,000</b>	
Includes 2014 amounts as follows:				
Project #4, Parkland Acquisition - General		cash	\$ 250,000	
			<b>\$ 250,000</b>	



**Impact Fees  
Engineering Subtotal**

	<u>2012 Actual</u>	<u>2013 Budget</u>	<u>2013 Projected</u>	<u>2014 Executive Budget</u>
<b>Cash Balance (Deficit), January 1</b>	\$ (4,272,388)	\$ (4,890,653)	\$ (4,888,690)	\$ (4,454,398)
<b>Project Inflows:</b>				
County Grants	-	-	-	-
Interest on Investments	-	-	-	-
Revenue - Impact Fees	97,216	110,000	128,050	127,850
Park Dev. / Impact Fees	-	-	-	-
General Obligation Debt	-	725,000	500,000	1,152,700
Revenue Bonds	-	-	-	-
Other	3,088	-	3,088	-
<b>Total Inflows:</b>	<u>\$ 100,304</u>	<u>\$ 835,000</u>	<u>\$ 631,138</u>	<u>\$ 1,280,550</u>
<b>Project Outflows:</b>				
Advances - Principal	-	-	-	-
Advances - Interest	35,797	48,906	20,869	20,869
Land and Land Improvements	-	-	-	-
Major Streets	-	-	-	-
Storm Utility	-	-	-	-
Sewer Utility	498,783	225,000	-	1,152,700
Debt Service - Principal	131,084	109,017	131,017	181,000
Debt Service - Interest	50,941	32,496	44,960	53,175
Development and Plan	-	-	-	-
Equipment	-	-	-	-
Buildings	-	-	-	-
Other	-	-	-	-
<b>Total Outflows:</b>	<u>\$ 716,605</u>	<u>\$ 415,419</u>	<u>\$ 196,846</u>	<u>\$ 1,407,744</u>
<b>Annual Net Cash Flow</b>	<u>\$ (616,301)</u>	<u>\$ 419,581</u>	<u>\$ 434,292</u>	<u>\$ (127,194)</u>
<b>Cash Balance (Deficit), December 31</b>	<u>\$ (4,888,690)</u>	<u>\$ (4,471,071)</u>	<u>\$ (4,454,398)</u>	<u>\$ (4,581,592)</u>

**Impact Fees**  
**SI51 Engr. - Door Creek North Phase 2**

	<u>2012 Actual</u>	<u>2013 Budget</u>	<u>2013 Projected</u>	<u>2014 Executive Budget</u>
<b>Cash Balance (Deficit), January 1</b>	\$ (958,147)	\$ (960,747)	\$ (960,625)	\$ (960,975)
<b>Project Inflows:</b>				
County Grants	-	-	-	-
Interest on Investments	-	-	-	-
Revenue - Impact Fees	5,526	25,000	3,850	3,850
Park Dev. / Impact Fees	-	-	-	-
General Obligation Debt	-	-	-	-
Revenue Bonds	-	-	-	-
Other	-	-	-	-
<b>Total Inflows:</b>	<u>\$ 5,526</u>	<u>\$ 25,000</u>	<u>\$ 3,850</u>	<u>\$ 3,850</u>
<b>Project Outflows:</b>				
Advances - Principal	-	-	-	-
Advances - Interest	8,004	9,607	4,200	4,200
Land and Land Improvements	-	-	-	-
Major Streets	-	-	-	-
Storm Utility	-	-	-	-
Sewer Utility	-	-	-	-
Debt Service - Principal	-	-	-	-
Debt Service - Interest	-	-	-	-
Development and Plan	-	-	-	-
Equipment	-	-	-	-
Buildings	-	-	-	-
Other	-	-	-	-
<b>Total Outflows:</b>	<u>\$ 8,004</u>	<u>\$ 9,607</u>	<u>\$ 4,200</u>	<u>\$ 4,200</u>
<b>Annual Net Cash Flow</b>	<u>\$ (2,479)</u>	<u>\$ 15,393</u>	<u>\$ (350)</u>	<u>\$ (350)</u>
<b>Cash Balance (Deficit), December 31</b>	<u>\$ (960,625)</u>	<u>\$ (945,354)</u>	<u>\$ (960,975)</u>	<u>\$ (961,325)</u>

**Impact Fees  
SI52 Engr. - Valley View Road**

	<u>2012 Actual</u>	<u>2013 Budget</u>	<u>2013 Projected</u>	<u>2014 Executive Budget</u>
<b>Cash Balance (Deficit), January 1</b>	\$ (551,113)	\$ (575,971)	\$ (575,894)	\$ (590,872)
<b>Project Inflows:</b>				
County Grants	-	-	-	-
Interest on Investments	-	-	-	-
Revenue - Impact Fees	6,992	25,000	13,100	13,000
Park Dev. / Impact Fees	-	-	-	-
General Obligation Debt	-	-	-	-
Revenue Bonds	-	-	-	-
Federal Grants	1,332	-	1,332	-
<b>Total Inflows:</b>	<u>\$ 8,324</u>	<u>\$ 25,000</u>	<u>\$ 14,432</u>	<u>\$ 13,000</u>
<b>Project Outflows:</b>				
Advances - Principal	-	-	-	-
Advances - Interest	4,646	5,760	2,510	2,510
Land and Land Improvements	-	-	-	-
Major Streets	-	-	-	-
Storm Utility	-	-	-	-
Sewer Utility	-	-	-	-
Debt Service - Principal	22,013	-	22,000	22,000
Debt Service - Interest	6,445	-	4,900	3,355
Development and Plan	-	-	-	-
Equipment	-	-	-	-
Buildings	-	-	-	-
Other	-	-	-	-
<b>Total Outflows:</b>	<u>\$ 33,105</u>	<u>\$ 5,760</u>	<u>\$ 29,410</u>	<u>\$ 27,865</u>
<b>Annual Net Cash Flow</b>	<u>\$ (24,781)</u>	<u>\$ 19,240</u>	<u>\$ (14,978)</u>	<u>\$ (14,865)</u>
<b>Cash Balance (Deficit), December 31</b>	<u>\$ (575,894)</u>	<u>\$ (556,730)</u>	<u>\$ (590,872)</u>	<u>\$ (605,737)</u>

**Impact Fees**  
**SI53 Engr. - Upper Badger Mill Creek**

	<u>2012 Actual</u>	<u>2013 Budget</u>	<u>2013 Projected</u>	<u>2014 Executive Budget</u>
<b>Cash Balance (Deficit), January 1</b>	\$ (137,044)	\$ (134,394)	\$ (134,451)	\$ (123,026)
<b>Project Inflows:</b>				
County Grants	-	-	-	-
Interest on Investments	-	-	-	-
Revenue - Impact Fees	3,712	15,000	12,000	12,000
Park Dev. / Impact Fees	-	-	-	-
General Obligation Debt	-	-	-	-
Revenue Bonds	-	-	-	-
Other	-	-	-	-
<b>Total Inflows:</b>	<u>\$ 3,712</u>	<u>\$ 15,000</u>	<u>\$ 12,000</u>	<u>\$ 12,000</u>
<b>Project Outflows:</b>				
Advances - Principal	-	-	-	-
Advances - Interest	1,118	1,344	575	575
Land and Land Improvements	-	-	-	-
Major Streets	-	-	-	-
Storm Utility	-	-	-	-
Sewer Utility	-	-	-	-
Debt Service - Principal	-	-	-	-
Debt Service - Interest	-	-	-	-
Development and Plan	-	-	-	-
Equipment	-	-	-	-
Buildings	-	-	-	-
Other	-	-	-	-
<b>Total Outflows:</b>	<u>\$ 1,118</u>	<u>\$ 1,344</u>	<u>\$ 575</u>	<u>\$ 575</u>
<b>Annual Net Cash Flow</b>	<u>\$ 2,594</u>	<u>\$ 13,656</u>	<u>\$ 11,425</u>	<u>\$ 11,425</u>
<b>Cash Balance (Deficit), December 31</b>	<u>\$ (134,451)</u>	<u>\$ (120,738)</u>	<u>\$ (123,026)</u>	<u>\$ (111,601)</u>

**Impact Fees**  
**SI54 Engr. - Felland Road Impact Fee**

	<u>2012 Actual</u>	<u>2013 Budget</u>	<u>2013 Projected</u>	<u>2014 Executive Budget</u>
<b>Cash Balance (Deficit), January 1</b>	\$ (1,659,499)	\$ (1,673,819)	\$ (1,673,397)	\$ (1,680,749)
<b>Project Inflows:</b>				
County Grants	-	-	-	-
Interest on Investments	-	-	-	-
Revenue - Impact Fees	-	-	-	-
Park Dev. / Impact Fees	-	-	-	-
General Obligation Debt	-	-	-	-
Revenue Bonds	-	-	-	-
Other	-	-	-	-
<b>Total Inflows:</b>	<u>\$ -</u>	<u>\$ -</u>	<u>\$ -</u>	<u>\$ -</u>
<b>Project Outflows:</b>				
Advances - Principal	-	-	-	-
Advances - Interest	13,899	16,738	7,352	7,352
Land and Land Improvements	-	-	-	-
Major Streets	-	-	-	-
Storm Utility	-	-	-	-
Sewer Utility	-	-	-	-
Debt Service - Principal	-	-	-	-
Debt Service - Interest	-	-	-	-
Development and Plan	-	-	-	-
Equipment	-	-	-	-
Buildings	-	-	-	-
Other	-	-	-	-
<b>Total Outflows:</b>	<u>\$ 13,899</u>	<u>\$ 16,738</u>	<u>\$ 7,352</u>	<u>\$ 7,352</u>
<b>Annual Net Cash Flow</b>	<u>\$ (13,899)</u>	<u>\$ (16,738)</u>	<u>\$ (7,352)</u>	<u>\$ (7,352)</u>
<b>Cash Balance (Deficit), December 31</b>	<u>\$ (1,673,397)</u>	<u>\$ (1,690,557)</u>	<u>\$ (1,680,749)</u>	<u>\$ (1,688,101)</u>

**Impact Fees**  
**SI55 Engr. - Elderberry Neighborhood**

	<u>2012 Actual</u>	<u>2013 Budget</u>	<u>2013 Projected</u>	<u>2014 Executive Budget</u>
<b>Cash Balance (Deficit), January 1</b>	\$ (320,759)	\$ (300,439)	\$ (300,465)	\$ (276,750)
<b>Project Inflows:</b>				
County Grants	-	-	-	-
Interest on Investments	-	-	-	-
Revenue - Impact Fees	22,843	25,000	25,000	25,000
Park Dev. / Impact Fees	-	-	-	-
General Obligation Debt	-	-	-	-
Revenue Bonds	-	-	-	-
Other	-	-	-	-
<b>Total Inflows:</b>	<u>\$ 22,843</u>	<u>\$ 25,000</u>	<u>\$ 25,000</u>	<u>\$ 25,000</u>
<b>Project Outflows:</b>				
Advances - Principal	-	-	-	-
Advances - Interest	2,595	3,004	1,285	1,285
Land and Land Improvements	-	-	-	-
Major Streets	-	-	-	-
Storm Utility	-	-	-	-
Sewer Utility	(46)	-	-	-
Debt Service - Principal	-	-	-	-
Debt Service - Interest	-	-	-	-
Development and Plan	-	-	-	-
Equipment	-	-	-	-
Buildings	-	-	-	-
Other	-	-	-	-
<b>Total Outflows:</b>	<u>\$ 2,549</u>	<u>\$ 3,004</u>	<u>\$ 1,285</u>	<u>\$ 1,285</u>
<b>Annual Net Cash Flow</b>	<u>\$ 20,294</u>	<u>\$ 21,996</u>	<u>\$ 23,715</u>	<u>\$ 23,715</u>
<b>Cash Balance (Deficit), December 31</b>	<u>\$ (300,465)</u>	<u>\$ (278,443)</u>	<u>\$ (276,750)</u>	<u>\$ (253,035)</u>

**Impact Fees**  
**SI56 Engr. - Northeast Neighborhood**

	<u>2012 Actual</u>	<u>2013 Budget</u>	<u>2013 Projected</u>	<u>2014 Executive Budget</u>
<b>Cash Balance (Deficit), January 1</b>	\$ (372,693)	\$ (411,726)	\$ (411,645)	\$ (447,181)
<b>Project Inflows:</b>				
County Grants	-	-	-	-
Interest on Investments	-	-	-	-
Revenue - Impact Fees	-	-	-	-
Park Dev. / Impact Fees	-	-	-	-
General Obligation Debt	-	-	-	-
Revenue Bonds	-	-	-	-
Federal Grants	1,756	-	1,756	-
<b>Total Inflows:</b>	<u>\$ 1,756</u>	<u>\$ -</u>	<u>\$ 1,756</u>	<u>\$ -</u>
<b>Project Outflows:</b>				
Advances - Principal	-	-	-	-
Advances - Interest	3,194	4,117	1,815	1,815
Land and Land Improvements	-	-	-	-
Major Streets	-	-	-	-
Storm Utility	-	-	-	-
Sewer Utility	-	-	-	-
Debt Service - Principal	29,017	29,017	29,017	29,000
Debt Service - Interest	8,496	8,496	6,460	4,420
Development and Plan	-	-	-	-
Equipment	-	-	-	-
Buildings	-	-	-	-
Other	-	-	-	-
<b>Total Outflows:</b>	<u>\$ 40,707</u>	<u>\$ 41,630</u>	<u>\$ 37,292</u>	<u>\$ 35,235</u>
<b>Annual Net Cash Flow</b>	<u>\$ (38,951)</u>	<u>\$ (41,630)</u>	<u>\$ (35,536)</u>	<u>\$ (35,235)</u>
<b>Cash Balance (Deficit), December 31</b>	<u>\$ (411,645)</u>	<u>\$ (453,357)</u>	<u>\$ (447,181)</u>	<u>\$ (482,416)</u>

**Impact Fees**  
**SI57 Engr. - Lower Badger Mill Creek Sanitary Sewer and Stormwater Management**

	<u>2012 Actual</u>	<u>2013 Budget</u>	<u>2013 Projected</u>	<u>2014 Executive Budget</u>
<b>Cash Balance (Deficit), January 1</b>	\$ (273,134)	\$ (833,557)	\$ (832,213)	\$ (374,845)
<b>Project Inflows:</b>				
County Grants	-	-	-	-
Interest on Investments	-	-	-	-
Revenue - Impact Fees	58,143	20,000	74,100	74,000
Park Dev. / Impact Fees	-	-	-	-
General Obligation Debt	-	500,000	500,000	1,152,700
Revenue Bonds	-	-	-	-
Other	-	-	-	-
<b>Total Inflows:</b>	<u>\$ 58,143</u>	<u>\$ 520,000</u>	<u>\$ 574,100</u>	<u>\$ 1,226,700</u>
<b>Project Outflows:</b>				
Advances - Principal	-	-	-	-
Advances - Interest	2,341	8,336	3,132	3,132
Land and Land Improvements	-	-	-	-
Major Streets	-	-	-	-
Storm Utility	-	-	-	-
Sewer Utility	498,829	-	-	1,152,700
Debt Service - Principal	80,054	80,000	80,000	130,000
Debt Service - Interest	35,999	24,000	33,600	45,400
Development and Plan	-	-	-	-
Equipment	-	-	-	-
Buildings	-	-	-	-
Other	-	-	-	-
<b>Total Outflows:</b>	<u>\$ 617,222</u>	<u>\$ 112,336</u>	<u>\$ 116,732</u>	<u>\$ 1,331,232</u>
<b>Annual Net Cash Flow</b>	<u>\$ (559,079)</u>	<u>\$ 407,664</u>	<u>\$ 457,368</u>	<u>\$ (104,532)</u>
<b>Cash Balance (Deficit), December 31</b>	<u>\$ (832,213)</u>	<u>\$ (425,892)</u>	<u>\$ (374,845)</u>	<u>\$ (479,377)</u>

Includes 2013 amounts as follows:

Sewer Utility, Project #9, Lower Badger Mill Creek (Reauth.)	borrow	<u>\$ 500,000</u>
		<u>\$ 500,000</u>

Includes 2014 amounts as follows:

Sewer Utility, Project #9, Lower Badger Mill Creek	borrow	<u>\$ 1,152,700</u>
		<u>\$ 1,152,700</u>



**Impact Fees  
SI58 Engr. - Pumpkin Hollow**

	<u>2012 Actual</u>	<u>2013 Budget</u>	<u>2013 Projected</u>	<u>2014 Executive Budget</u>
<b>Cash Balance (Deficit), January 1</b>	\$ -	\$ -	\$ -	\$ -
<b>Project Inflows:</b>				
County Grants	-	-	-	-
Interest on Investments	-	-	-	-
Revenue - Impact Fees	-	-	-	-
Park Dev. / Impact Fees	-	-	-	-
General Obligation Debt	-	-	-	-
Revenue Bonds	-	-	-	-
Other	-	-	-	-
	<hr/>	<hr/>	<hr/>	<hr/>
<b>Total Inflows:</b>	\$ -	\$ -	\$ -	\$ -
<b>Project Outflows:</b>				
Advances - Principal	-	-	-	-
Advances - Interest	-	-	-	-
Land and Land Improvements	-	-	-	-
Major Streets	-	-	-	-
Storm Utility	-	-	-	-
Sewer Utility	-	-	-	-
Debt Service - Principal	-	-	-	-
Debt Service - Interest	-	-	-	-
Development and Plan	-	-	-	-
Equipment	-	-	-	-
Buildings	-	-	-	-
Other	-	-	-	-
	<hr/>	<hr/>	<hr/>	<hr/>
<b>Total Outflows:</b>	\$ -	\$ -	\$ -	\$ -
<b>Annual Net Cash Flow</b>	\$ -	\$ -	\$ -	\$ -
<b>Cash Balance (Deficit), December 31</b>	\$ -	\$ -	\$ -	\$ -

**Impact Fees  
SI59 Engr. - Jeffy Trail**

	<u>2012 Actual</u>	<u>2013 Budget</u>	<u>2013 Projected</u>	<u>2014 Executive Budget</u>
<b>Cash Balance (Deficit), January 1</b>	\$ -	\$ -	\$ -	\$ -
<b>Project Inflows:</b>				
County Grants	-	-	-	-
Interest on Investments	-	-	-	-
Revenue - Impact Fees	-	-	-	-
Park Dev. / Impact Fees	-	-	-	-
General Obligation Debt	-	225,000	-	-
Revenue Bonds	-	-	-	-
Other	-	-	-	-
<b>Total Inflows:</b>	<u>\$ -</u>	<u>\$ 225,000</u>	<u>\$ -</u>	<u>\$ -</u>
<b>Project Outflows:</b>				
Advances - Principal	-	-	-	-
Advances - Interest	-	-	-	-
Land and Land Improvements	-	-	-	-
Major Streets	-	-	-	-
Storm Utility	-	-	-	-
Sewer Utility	-	225,000	-	-
Debt Service - Principal	-	-	-	-
Debt Service - Interest	-	-	-	-
Development and Plan	-	-	-	-
Equipment	-	-	-	-
Buildings	-	-	-	-
Other	-	-	-	-
<b>Total Outflows:</b>	<u>\$ -</u>	<u>\$ 225,000</u>	<u>\$ -</u>	<u>\$ -</u>
<b>Annual Net Cash Flow</b>	<u>\$ -</u>	<u>\$ -</u>	<u>\$ -</u>	<u>\$ -</u>
<b>Cash Balance (Deficit), December 31</b>	<u>\$ -</u>	<u>\$ -</u>	<u>\$ -</u>	<u>\$ -</u>

Includes 2013 amounts as follows:

Sewer Utility, Project #5, Additions to Collection System	(Reauth) borrow	\$ 225,000
		<u>\$ 225,000</u>

**Impact Fees  
Traffic Engineering Subtotal**

	<u>2012 Actual</u>	<u>2013 Budget</u>	<u>2013 Projected</u>	<u>2014 Executive Budget</u>
<b>Cash Balance (Deficit), January 1</b>	\$ 99,997	\$ 100,997	\$ 3,790	\$ 10,065
<b>Project Inflows:</b>				
County Grants	-	-	-	-
Interest on Investments	868	1,010	75	75
Revenue - Impact Fees	7,441	-	6,200	6,000
Park Dev. / Impact Fees	-	-	-	-
General Obligation Debt	-	-	-	-
Revenue Bonds	-	-	-	-
Other	(271)	-	-	-
<b>Total Inflows:</b>	<u>\$ 8,038</u>	<u>\$ 1,010</u>	<u>\$ 6,275</u>	<u>\$ 6,075</u>
<b>Project Outflows:</b>				
Advances - Principal	-	-	-	-
Advances - Interest	-	-	-	-
Land and Land Improvements	-	-	-	-
Major Streets	49,000	-	-	-
Storm Utility	-	-	-	-
Sewer Utility	-	-	-	-
Debt Service - Principal	-	-	-	-
Debt Service - Interest	-	-	-	-
Development and Plan	-	-	-	-
Equipment	-	-	-	-
Buildings	-	-	-	-
Other	55,246	-	-	-
<b>Total Outflows:</b>	<u>\$ 104,246</u>	<u>\$ -</u>	<u>\$ -</u>	<u>\$ -</u>
<b>Annual Net Cash Flow</b>	<u>\$ (96,208)</u>	<u>\$ 1,010</u>	<u>\$ 6,275</u>	<u>\$ 6,075</u>
<b>Cash Balance (Deficit), December 31</b>	<u>\$ 3,790</u>	<u>\$ 102,007</u>	<u>\$ 10,065</u>	<u>\$ 16,140</u>

**Impact Fees  
SI01 TE - Hawks Woods**

	<u>2012 Actual</u>	<u>2013 Budget</u>	<u>2013 Projected</u>	<u>2014 Executive Budget</u>
<b>Cash Balance (Deficit), January 1</b>	\$ 99,997	\$ 100,997	\$ 3,790	\$ 10,065
<b>Project Inflows:</b>				
County Grants	-	-	-	-
Interest on Investments	868	1,010	75	75
Revenue - Impact Fees	7,441	-	6,200	6,000
Park Dev. / Impact Fees	-	-	-	-
General Obligation Debt	-	-	-	-
Revenue Bonds	-	-	-	-
Other	(271)	-	-	-
<b>Total Inflows:</b>	<u>\$ 8,038</u>	<u>\$ 1,010</u>	<u>\$ 6,275</u>	<u>\$ 6,075</u>
<b>Project Outflows:</b>				
Advances - Principal	-	-	-	-
Advances - Interest	-	-	-	-
Land and Land Improvements	-	-	-	-
Major Streets	49,000	-	-	-
Storm Utility	-	-	-	-
Sewer Utility	-	-	-	-
Debt Service - Principal	-	-	-	-
Debt Service - Interest	-	-	-	-
Development and Plan	-	-	-	-
Equipment	-	-	-	-
Buildings	-	-	-	-
Other	55,246	-	-	-
<b>Total Outflows:</b>	<u>\$ 104,246</u>	<u>\$ -</u>	<u>\$ -</u>	<u>\$ -</u>
<b>Annual Net Cash Flow</b>	<u>\$ (96,208)</u>	<u>\$ 1,010</u>	<u>\$ 6,275</u>	<u>\$ 6,075</u>
<b>Cash Balance (Deficit), December 31</b>	<u>\$ 3,790</u>	<u>\$ 102,007</u>	<u>\$ 10,065</u>	<u>\$ 16,140</u>