



**2015 EXECUTIVE
CAPITAL BUDGET
AND
CAPITAL IMPROVEMENT PROGRAM**

**Submitted by Mayor Paul R. Soglin
September 2, 2014**

TABLE OF CONTENTS

Page No.

SUMMARIES

Policy	2
Projects Funded by a Direct Appropriation from the Operating Budget	3
Summary by Budget Phase	4
Summary of New Projects and Reauthorizations	5
Comparison by Agency - 2015 Executive to 2014 Adopted	6
2015 Supplemental Projects - Included in Requested Budget	8
2015 Supplemental Projects - Included in Executive Budget	10
Reauthorizations by Agency and Project	12
Cancellations and Postponements of Funding Authorized in the 2014 Capital Budget	14
City Summary - Expenditure Categories and Funding Sources	15
City Summary - Total Project Costs	16
City Summary - G.O. Debt Requirements	17
City Summary - Other Funding Requirements	18

AGENCIES

Library	19
Fire	24
Police	29
Public Health Madison and Dane County	36
Monona Terrace	40
Information Technology	44
Miscellaneous	49
Facilities Management	53
Sewer Utility	59
Engineering - Bicycle and Pedestrian	65
Engineering - Major Streets	73
Engineering - Other Projects	85
Stormwater Utility	91
Fleet Service	99
Parks	103
Streets	113
Metro Transit	118
Traffic Engineering	122
Parking Utility	127
Planning and Community and Economic Development	132
Water Utility	143

TAX INCREMENTAL FINANCING (TIF) DISTRICTS - CASH FLOW STATEMENTS	153
---	-----

IMPACT FEES - CASH FLOW STATEMENTS	175
---	-----

Guidelines for Projects to Include in the Capital Budget

The City of Madison has established a policy to remove from the Capital Budget those items with a useful life of less than the repayment term of General Obligation debt (usually ten years). Those items should be considered in the Operating Budget under MGO 4.02(6)(c)(3). The City of Madison will use the following minimum guidelines for projects included in the Capital Budget:

1. Land purchases and improvements in excess of three thousand dollars (\$3,000);
2. All projects requiring the borrowing of money including, but not limited to construction or reconstruction of public utilities, streets, sidewalks, storm and sanitary drainage facilities;
3. New construction and construction of buildings in excess of five thousand dollars (\$5,000);
4. Major alterations to buildings and facilities which are not routine repairs and which substantially enhance the value of a structure or change its use;
5. Original equipment or motor vehicle purchases exceeding twenty thousand dollars (\$20,000) in cost and having a life expectancy of ten (10) years or more, unless, for new capital projects, the repayment term of the debt coincides with the useful life of the asset.

Savings Resulting from Use of General Debt Reserves

In December 2012, the Common Council created MGO 4.17 to prohibit the use of unused balances in the debt service fund for operating expenses. The Ordinance states: "In any year when general debt reserves are applied to reduce general fund debt service, an amount at least equal to the general debt reserves applied must be directly appropriated from the general fund for capital projects, unless the Common Council, by a separate vote of two-thirds (2/3) of all members during approval of the budget, votes to do otherwise."

Budget Requests: Target and Supplemental Requests

Agencies were instructed to submit a 2015 budget request that did not exceed the amount shown for 2015 in the 2014 adopted Capital Improvement Program (CIP). Agencies could submit supplemental requests for projects that were not included in the CIP or were entirely removed to meet the adopted CIP. In addition, agency requests for new borrowing for the years 2015-2019 (exclusive of reauthorizations) could not exceed the cumulative amount for those years in the 2014 CIP.

Reauthorizations and Cancellations

The 2015 Capital Budget includes a report of project funding which is reauthorized, as well as a report of projects that are cancelled or postponed to a future year in the CIP.

Amounts appropriated to each project in the Capital Budget reflect both the anticipated cost and the source of funding to meet those costs (e.g., general obligation debt). In most instances, proceeds from issuance of general obligation notes and bonds are deposited in the City's Capital Projects Fund for expenditure on the related projects. The most notable exception is debt issued for developer assistance in tax increment districts (TIDs). Proceeds from the issuance of debt for these projects are deposited to an account established for each TID.

Reauthorizations are made to both reflect the actual timing of project expenditures as well as the actual cash needs in the Capital Projects Fund. As such, some projects that are reauthorized may be completed in the current year, with the costs carried in the balance of the Capital Projects Fund until replenished by proceeds from the issuance of debt in a subsequent year.

With this in mind, reauthorizations in the 2015 Capital Budget are included for the following reasons:

1. Projects anticipated to begin in the most recent adopted capital budget are not yet underway due to delays in the implementation timetables;
2. Multi-year projects are expending funds at a different pace than originally anticipated;
3. Projects are underway but did not reach completion in the current year and are expected to incur expenditures in the subsequent year;
4. Projects will be completed in a prior year or the current year with the costs carried in the cash balance of the Capital Projects Fund until the reauthorized debt is issued in a subsequent year.

Cancellations and postponements in the 2015 Capital Budget address the following conditions: the project cost less than budgeted, is not expected to occur, may be delayed more than one future year, may not occur until a future condition is met, or is funded from a different source.

Projects Funded by a Direct Appropriation from the Operating Budget

Consistent with the Guidelines for Projects above, the 2015 Executive Capital Budget funds certain projects and studies through a direct appropriation to capital (see table below). The funding for these projects will be shown in the 2015 Executive Operating Budget with the associated property tax levy offset by lower general fund debt service. The reduced general fund debt service is the result of applying estimated General Debt Reserves generated by the projected bond issuance premium associated with the planned 2014 general obligation debt issuance. This amount may need to be adjusted based on the actual premium received.

Direct Appropriation To Capital

Agency	Project Number	Account Number	Project Name	Amount
Fire	8	New	Fire Ventilation Simulator	\$ 43,000
	11	New	FEMA Grant	28,886
Police	3	New	Investigative Software Upgrades	50,500
	11	New	TASER Replacement	165,000
Information Technology	1	810344	Hardware and Software Upgrades	2,413,094
	5	810466	Mobile Computing Laptops	233,000
	6	810345	Purchased Software Enhancements	350,000
Facilities Management	11	810780	AED Installation	20,000
Eng. Other Projects	9	810735	Web/Mapping Software	11,520
	10	810736	Projects/Contracts Database	50,000
	11	810485	Warning Sirens	30,000
Parks	6	810609	Parks Equipment	375,000
PCED	1	810427	Municipal Art Fund	80,000
	5	New	Broom Street Gateway	50,000
	6	New	Historic Preservation Plan	100,000
				\$ 4,000,000

2015
City of Madison Capital Budget
Summary by Budget Phase

EXECUTIVE

	2014 ADOPTED		Agency Request	Exec	2015 EXECUTIVE		
	G.O. Debt	Total			G.O. Debt	Other Funding	Total
Agency							
Library	\$ 690,000	\$ 690,000	\$ 635,000	\$ 1,225,000	\$ 1,225,000	\$ 0	\$ 1,225,000
Fire	16,071,591	18,011,200	6,502,400	16,069,040	15,708,291	360,749	16,069,040
Police	2,023,700	2,968,700	1,068,600	1,383,600	1,168,100	215,500	1,383,600
Public Health Madison & Dane	115,270	115,270	545,000	45,000	0	45,000	45,000
Monona Terrace	0	2,687,000	525,000	525,000	0	525,000	525,000
Information Technology	3,499,210	5,227,210	6,329,700	7,694,700	4,698,606	2,996,094	7,694,700
Miscellaneous	60,000	342,000	75,000	75,000	75,000	0	75,000
Facilities Management	7,348,400	7,388,400	8,948,200	10,394,000	10,354,000	40,000	10,394,000
Sewer Utility	1,152,700	14,944,800	14,140,200	11,970,730	500,000	11,470,730	11,970,730
Eng. - Bicycle and Pedestrian	5,829,400	11,930,000	10,524,000	10,124,000	7,978,400	2,145,600	10,124,000
Engineering - Major Streets	26,527,500	42,159,700	50,728,000	47,447,360	36,255,360	11,192,000	47,447,360
Engineering - Other Projects	164,000	409,500	654,900	709,400	226,500	482,900	709,400
Stormwater Utility	9,521,800	11,584,900	13,538,268	15,406,968	13,108,868	2,298,100	15,406,968
Fleet Service	8,315,401	8,315,401	16,353,000	9,118,000	9,118,000	0	9,118,000
Parks	8,530,500	11,592,500	11,230,000	12,116,250	8,251,250	3,865,000	12,116,250
Streets	2,925,300	2,925,300	1,213,250	1,605,357	1,605,357	0	1,605,357
Metro Transit	2,990,000	14,150,000	7,060,000	6,830,000	2,842,000	3,988,000	6,830,000
Traffic Engineering	1,240,000	2,475,000	2,150,000	2,640,000	900,000	1,740,000	2,640,000
Parking Utility	0	8,821,225	15,113,750	15,413,750	0	15,413,750	15,413,750
Planning & Comm. & Ec. Dev.	16,452,000	19,442,000	16,190,000	32,241,000	18,955,000	13,286,000	32,241,000
Water Utility	0	38,356,000	44,540,000	44,595,000	0	44,595,000	44,595,000
Total	\$113,456,772	\$ 224,536,106	\$ 228,064,268	\$ 247,629,155	\$132,969,732	\$114,659,423	\$ 247,629,155
Reauthorized Projects	(20,270,529)	(44,798,644)			(50,246,723)	(34,186,600)	(84,433,323)
New Projects	<u>\$ 93,186,243</u>	<u>\$ 179,737,462</u>			<u>\$ 82,723,009</u>	<u>\$ 80,472,823</u>	<u>\$ 163,195,832</u>
Supplemental Projects				<u>24,473,196</u>			
Total Request Including Supplemental Requests				<u>\$ 252,537,464</u>			

2015
City of Madison Capital Budget
Summary of New Projects and Reauthorizations

EXECUTIVE

	2015 NEW PROJECTS			2015 REAUTHORIZATIONS			2015 EXECUTIVE		
	G.O. Debt	Other Funding	Total	G.O. Debt	Other Funding	Total	G.O. Debt	Other Funding	Total
Agency									
Library	\$ 635,000	\$ 0	\$ 635,000	\$ 590,000	\$ 0	\$ 590,000	\$ 1,225,000	\$ 0	\$ 1,225,000
Fire	2,909,400	360,749	3,270,149	12,798,891	0	12,798,891	15,708,291	360,749	16,069,040
Police	1,168,100	215,500	1,383,600	0	0	0	1,168,100	215,500	1,383,600
Public Health Madison & Dane	0	45,000	45,000	0	0	0	0	45,000	45,000
Monona Terrace	0	525,000	525,000	0	0	0	0	525,000	525,000
Information Technology	2,845,606	2,996,094	5,841,700	1,853,000	0	1,853,000	4,698,606	2,996,094	7,694,700
Miscellaneous	75,000	0	75,000	0	0	0	75,000	0	75,000
Facilities Management	6,233,200	40,000	6,273,200	4,120,800	0	4,120,800	10,354,000	40,000	10,394,000
Sewer Utility	0	9,207,730	9,207,730	500,000	2,263,000	2,763,000	500,000	11,470,730	11,970,730
Eng. - Bicycle and Pedestrian	5,284,000	1,760,000	7,044,000	2,694,400	385,600	3,080,000	7,978,400	2,145,600	10,124,000
Engineering - Major Streets	25,610,500	7,603,000	33,213,500	10,644,860	3,589,000	14,233,860	36,255,360	11,192,000	47,447,360
Engineering - Other Projects	152,000	482,900	634,900	74,500	0	74,500	226,500	482,900	709,400
Stormwater Utility	7,278,668	2,298,100	9,576,768	5,830,200	0	5,830,200	13,108,868	2,298,100	15,406,968
Fleet Service	8,133,000	0	8,133,000	985,000	0	985,000	9,118,000	0	9,118,000
Parks	4,592,000	3,765,000	8,357,000	3,659,250	100,000	3,759,250	8,251,250	3,865,000	12,116,250
Streets	1,299,535	0	1,299,535	305,822	0	305,822	1,605,357	0	1,605,357
Metro Transit	2,842,000	3,988,000	6,830,000	0	0	0	2,842,000	3,988,000	6,830,000
Traffic Engineering	520,000	1,740,000	2,260,000	380,000	0	380,000	900,000	1,740,000	2,640,000
Parking Utility	0	7,773,750	7,773,750	0	7,640,000	7,640,000	0	15,413,750	15,413,750
Planning & Comm. & Ec. Dev.	13,145,000	13,086,000	26,231,000	5,810,000	200,000	6,010,000	18,955,000	13,286,000	32,241,000
Water Utility	0	24,586,000	24,586,000	0	20,009,000	20,009,000	0	44,595,000	44,595,000
Total	\$ 82,723,009	\$ 80,472,823	\$ 163,195,832	\$ 50,246,723	\$ 34,186,600	\$ 84,433,323	\$ 132,969,732	\$ 114,659,423	\$ 247,629,155

Comparison by Agency - 2015 Executive to 2014 Adopted

General Obligation Debt

	2014 Adopted	2015 Executive	Difference	Notes
Library:	690,000	1,225,000	535,000	Meadowridge expansion reauthorization
Fire:	16,071,591	15,708,291	-363,300	Additional \$1.4m for Fire Administration & Station 1 Remodel; Fire Training reauthorization
Police:	2,023,700	1,168,100	-855,600	Midtown site costs
Public Health:	115,270	0	-115,270	Reserves applied to purchase equipment
Monona Terrace	0	0	0	
Information Technology:	3,499,210	4,698,606	1,199,396	ERP project planned financial / payroll phase completion; direct appropriation to capital
Miscellaneous:	60,000	75,000	15,000	Voluntary City contribution to Zoo capital projects
Facilities Management	7,348,400	10,354,000	3,005,600	MMB; Parks and Streets facilities improvements
Sewer Utility	1,152,700	500,000	-652,700	Lower Badger Mill Creek impact fee
Eng. Major Streets:	26,527,500	36,255,360	9,727,860	Reauthorizations; Milwaukee Street Bridge; Royster-Clark; County Highway M
Eng. Bicycle and Pedestrian:	5,829,400	7,978,400	2,149,000	Reauthorizations; \$1.125m increase to sidewalk program
Eng. Other Projects:	164,000	226,500	62,500	Reauthorizations
Stormwater Utility:	9,521,800	13,108,868	3,587,068	Reauthorizations; shorelines; drainage; TMDL compliance
Fleet Service	8,315,401	9,118,000	802,599	Fleet / Fire Maintenance Facilities reauthorization
Parks:	8,530,500	8,251,250	-279,250	Emerald Ash Borer mitigation; dog parks; Olin Park Gateway; NRT items; reauthorizations
Streets:	2,925,300	1,605,357	-1,319,943	Emerald Ash Borer mitigation; Biodigester planning reauthorization
Metro Transit:	2,990,000	2,842,000	-148,000	Surface Transportation Project funding for buses (50% local match)
Traffic Engineering:	1,240,000	900,000	-340,000	Public Safety Radio project
Parking Utility	0	0	0	
Planning & Develop:	16,452,000	18,955,000	2,503,000	Affordable Housing; Permanent Supportive Housing; Starting Block; Block 800; Neighborhood Centers; Public Market; Mineral Point Road - Odana Road TID
Water Utility:	0	0	0	
Total All Agencies	113,456,772	132,969,732	19,512,960	

Comparison by Agency - 2015 Executive to 2014 Adopted Continued

Other Funding				Notes
2014 Adopted	2015 Executive	Difference		
Library:	0	0	0	
Fire:	1,939,609	360,749	-1,578,860	Sale of Fire Administration property in 2014
Police:	945,000	215,500	-729,500	Direct appropriation to capital
Public Health:	0	45,000	45,000	Reserves applied to purchase equipment
Monona Terrace	2,687,000	525,000	-2,162,000	Completion of renovation project in 2014
Information Technology:	1,728,000	2,996,094	1,268,094	Direct appropriation to capital
Miscellaneous:	282,000	0	-282,000	Election equipment purchased in 2014
Facilities Management	40,000	40,000	0	
Sewer Utility	13,792,100	11,470,730	-2,321,370	Lower Badger Mill Creek project in 2014
Eng. Major Streets:	15,632,200	11,192,000	-4,440,200	East Johnson Street and King and Main Streets projects in 2014
Eng. Bicycle and Pedestrian:	6,100,600	2,145,600	-3,955,000	State Street 700/800 Blocks in 2014
Eng. Other Projects:	245,500	482,900	237,400	Software for construction inspectors
Stormwater Utility:	2,063,100	2,298,100	235,000	
Fleet Service	0	0	0	
Parks:	3,062,000	3,865,000	803,000	Central Park
Streets:	0	0	0	
Metro Transit:	11,160,000	3,988,000	-7,172,000	Fare box replacement and transit coach reauthorization in 2014; lower federal share (50% vs. 80%) on transit coach acquisition in 2015
Traffic Engineering:	1,235,000	1,740,000	505,000	Assessable traffic signal infrastructure
Parking Utility	8,821,225	15,413,750	6,592,525	Government East parking structure replacement
Planning & Develop:	2,990,000	13,286,000	10,296,000	Non-city and TID cash funding support for projects, including neighborhood centers, public market, Starting Block, and affordable housing
Water Utility:	38,356,000	44,595,000	6,239,000	2014 Reauthorizations (\$8.8m increase from 2014); Lakeview Reservoir (\$6m); Booster Pump Station 115 (\$2.4m); Well 12 conversion (\$1m); Zone 4 Fire Flow Supply (\$5.6m)
Total All Agencies	111,079,334	114,659,423	3,580,089	

2015 Supplemental Projects - Included in Requested Budget

Capital Budget	Future Year CIP											
	2015		2016		2017		2018		2019		2020	
	G.O Debt	Total	G.O Debt	Total	G.O Debt	Total	G.O Debt	Total	G.O Debt	Total	G.O Debt	Total
Fire												
S1 FEMA Grant	\$ 28,886	\$ 288,863	\$ 0	\$ 0	\$ 0	\$ 0	\$ 0	\$ 0	\$ 0	\$ 0	\$ 0	\$ 0
SubTotal Fire:	\$ 28,886	\$ 288,863	\$ 0	\$ 0	\$ 0	\$ 0	\$ 0	\$ 0	\$ 0	\$ 0	\$ 0	\$ 0
Police												
S1 Midtown District Station	\$ 2,125,000	\$ 2,125,000	\$ 6,895,000	\$ 6,895,000	\$ 0	\$ 0	\$ 0	\$ 0	\$ 0	\$ 0	\$ 0	\$ 0
S2 Taser Replacement	165,000	165,000	0	0	0	0	0	0	0	0	0	0
S3 Property & Evidence Complex	0	0	0	4,750,000	10,925,000	10,925,000	10,925,000	10,925,000	0	0	0	0
S4 Light Bar Replacement Project	0	0	0	45,000	45,000	45,000	45,000	45,000	45,000	45,000	45,000	45,000
S5 SRP Forensics Server	0	0	0	0	75,000	75,000	75,000	75,000	0	0	0	0
SubTotal Police:	\$ 2,290,000	\$ 2,290,000	\$ 6,895,000	\$ 6,895,000	\$ 4,795,000	\$ 11,045,000	\$ 11,045,000	\$ 11,045,000	\$ 45,000	\$ 45,000	\$ 0	\$ 0
Miscellaneous												
S1 Henry Vilas Zoo	\$ 1,125,000	\$ 1,125,000	\$ 0	\$ 0	\$ 0	\$ 0	\$ 0	\$ 0	\$ 0	\$ 0	\$ 0	\$ 0
SubTotal Miscellaneous:	\$ 1,125,000	\$ 1,125,000	\$ 0	\$ 0	\$ 0	\$ 0	\$ 0	\$ 0	\$ 0	\$ 0	\$ 0	\$ 0
Facilities Management												
S1 City Channel Move and Remodel	\$ 800,000	\$ 800,000	\$ 0	\$ 0	\$ 0	\$ 0	\$ 0	\$ 0	\$ 0	\$ 0	\$ 0	\$ 0
S2 MMB Renovations	0	0	0	3,900,000	3,900,000	6,350,000	6,350,000	2,800,000	2,800,000	2,800,000	0	0
S3 CCB Renovations	0	0	0	0	0	1,000,000	1,000,000	5,000,000	5,000,000	2,100,000	2,100,000	
S4 Fairchild Building	0	0	0	700,000	700,000	0	0	0	0	0	0	0
S5 Upgrades at Saviles Street - TE and PU	0	0	0	520,000	520,000	255,000	255,000	0	0	0	0	0
SubTotal Facilities Mgmt:	\$ 800,000	\$ 800,000	\$ 0	\$ 5,120,000	\$ 5,120,000	\$ 7,605,000	\$ 7,605,000	\$ 7,800,000	\$ 7,800,000	\$ 2,100,000	\$ 2,100,000	
Engineering - Major Streets												
S1 Pleasant View Road	\$ 88,000	\$ 677,000	\$ 315,000	\$ 1,789,000	\$ 783,000	\$ 1,432,000	\$ 1,070,000	\$ 14,414,000	\$ 2,498,000	\$ 5,198,000	\$ 2,820,000	\$ 5,640,000
SubTotal Engineering - Major Streets:	\$ 88,000	\$ 677,000	\$ 315,000	\$ 1,789,000	\$ 783,000	\$ 1,432,000	\$ 1,070,000	\$ 14,414,000	\$ 2,498,000	\$ 5,198,000	\$ 2,820,000	\$ 5,640,000
Parks												
S1 Emerald Ash Borer Mitigation	\$ 600,000	\$ 600,000	\$ 150,000	\$ 150,000	\$ 150,000	\$ 150,000	\$ 150,000	\$ 150,000	\$ 50,000	\$ 50,000	\$ 50,000	\$ 50,000
S2 Allied Drive Area NRT Request	100,000	100,000	0	0	0	0	0	0	0	0	0	0
S3 Expanded Recycling in Parks	30,000	30,000	250,000	250,000	0	0	0	0	0	0	0	0
S4 Yahara River Parkway Improvements	0	0	0	100,000	100,000	0	250,000	0	70,000	150,000	250,000	250,000
SubTotal Parks:	\$ 730,000	\$ 730,000	\$ 400,000	\$ 400,000	\$ 250,000	\$ 400,000	\$ 400,000	\$ 400,000	\$ 120,000	\$ 200,000	\$ 300,000	\$ 300,000
Streets Division												
S1 Emerald Ash Borer Mitigation	\$ 681,333	\$ 681,333	\$ 2,578,806	\$ 2,578,806	\$ 1,278,806	\$ 1,278,806	\$ 1,278,806	\$ 1,278,806	\$ 1,278,806	\$ 1,278,806	\$ 1,278,806	\$ 1,278,806
S2 Biodigester	650,000	650,000	17,278,500	17,278,500	7,400,000	7,400,000	0	0	0	0	0	0
S3 Minor Bldg Improve & Repairs	250,000	250,000	0	0	0	0	0	0	0	0	0	0
S4 Yard Improvements	0	0	0	0	0	0	500,000	500,000	0	0	0	0
SubTotal Streets Division:	\$ 1,581,333	\$ 1,581,333	\$ 19,857,306	\$ 19,857,306	\$ 8,678,806	\$ 8,678,806	\$ 1,778,806	\$ 1,778,806	\$ 1,278,806	\$ 1,278,806	\$ 1,278,806	\$ 1,278,806
Metro Transit												
S1 Building Expansion/Construction	\$ 0	\$ 0	\$ 0	\$ 0	\$ 4,000,000	\$ 20,000,000	\$ 0	\$ 0	\$ (1,400,000)	\$ (7,000,000)	\$ (2,600,000)	\$ (13,000,000)
S2 Ladder of Opportunity Grant	935,000	4,675,000	0	0	0	0	0	0	0	0	0	0
SubTotal Metro:	\$ 935,000	\$ 4,675,000	\$ 0	\$ 0	\$ 4,000,000	\$ 20,000,000	\$ 0	\$ 0	\$ (1,400,000)	\$ (7,000,000)	\$ (2,600,000)	\$ (13,000,000)
Traffic Engineering												
S1 New TE Vehicle	\$ 0	\$ 0	\$ 40,000	\$ 40,000	\$ 0	\$ 0	\$ 0	\$ 0	\$ 0	\$ 0	\$ 0	\$ 0
SubTotal Traffic Engineering:	\$ 0	\$ 0	\$ 40,000	\$ 40,000	\$ 0	\$ 0	\$ 0	\$ 0	\$ 0	\$ 0	\$ 0	\$ 0

Capital Budget	Future Year CIP										
	2015	2016		2017		2018		2019		2020	
G.O Debt	Total	G.O Debt	Total	G.O Debt	Total	G.O Debt	Total	G.O Debt	Total	G.O Debt	Total
\$ 0	\$ 0	\$ 0	\$ 0	\$ 0	\$ 0	\$ 0	\$ 0	\$ 0	\$ 0	\$ 0	\$ 0
200,000	226,000	200,000	228,000	200,000	242,000	180,000	243,000	160,000	243,000	150,000	243,000
3,500,000	5,500,000	4,250,000	6,000,000	4,750,000	6,500,000	5,250,000	7,000,000	5,750,000	7,500,000	6,250,000	8,000,000
2,300,000	2,300,000	0	0	0	0	0	0	0	0	0	0
0	250,000	0	250,000	0	0	0	0	0	0	0	0
250,000	250,000	250,000	250,000	0	0	0	0	0	0	0	0
500,000	500,000	500,000	500,000	500,000	500,000	500,000	500,000	500,000	500,000	500,000	500,000
0	300,000	0	300,000	0	300,000	0	300,000	0	300,000	0	300,000
0	1,500,000	0	0	0	0	0	0	0	0	0	0
450,000	450,000	0	0	0	0	0	0	0	0	0	0
120,000	120,000	120,000	120,000	550,000	550,000	550,000	550,000	550,000	550,000	550,000	550,000
550,000	550,000	550,000	550,000	0	0	0	0	0	0	0	0
0	0	1,150,000	1,150,000	0	0	0	0	0	0	0	0
100,000	305,000	95,000	300,000	95,000	300,000	95,000	300,000	95,000	300,000	95,000	300,000
\$ 7,970,000	\$12,251,000	\$ 7,115,000	\$ 9,648,000	\$ 6,095,000	\$ 8,392,000	\$ 6,575,000	\$ 8,893,000	\$ 7,055,000	\$ 9,393,000	\$ 7,545,000	\$ 9,893,000
\$ 0	\$ 55,000	\$ 0	\$ 1,196,000	\$ 0	\$ 5,350,000	\$ 0	\$ 1,040,000	\$ 0	\$ 0	\$ 0	\$ 1,104,000
0	0	0	0	0	436,000	0	2,910,000	0	0	0	0
\$ 0	\$ 55,000	\$ 0	\$ 1,196,000	\$ 0	\$ 5,786,000	\$ 0	\$ 3,950,000	\$ 0	\$ 0	\$ 0	\$ 1,104,000
\$15,548,219	\$24,473,196	\$34,622,306	\$39,825,306	\$29,721,806	\$54,453,806	\$28,223,806	\$48,085,806	\$17,396,806	\$16,914,806	\$11,443,806	\$ 7,315,806

PCED

- S1 Green Building and Alternative Fuel Technologies
- S2 Homebuyers Assistance Program
- S3 Affordable Housing Fund
- S5 Stoughton Rd Revitalization Plan
- S6 Enhanced Transit System and Station Area Planning
- S7 Comprehensive Plan Update
- S8 Edge Area Open Space Landbanking
- S9 State Street Retail District Loans
- S10 Starting Block (TID #36)
- S11 Expo Inn Purchase
- S12 John Nolen Cut & Cover Feasibility Study and Preliminary Engineering
- S13 Inter-City Intermodal Bus Terminal
- S14 State Street Pedestrian Mall Pilot Project
- S15 Housing Rehabilitation Services - Installation Loans (SR56)

Water Utility

- S1 Unit Well 8 - Fe and Mn Filtration
- S2 Unit Well 18 - VOC Air Stripper

Total

None: Library, Public Health, Monona Terrace, IT, Sewer Utility, Engineering - Bicycle and Pedestrian, Engineering - Other Projects, Stormwater Utility, Fleet Service, and Parking Utility.

2015 Supplemental Projects - Included in Executive Budget

Capital Budget	Future Year CIP											
	2015		2016		2017		2018		2019		2020	
	G.O Debt	Total	G.O Debt	Total	G.O Debt	Total	G.O Debt	Total	G.O Debt	Total	G.O Debt	Total
Fire												
S1 FEMA Grant	\$ 0	\$ 317,749	\$ 0	\$ 0	\$ 0	\$ 0	\$ 0	\$ 0	\$ 0	\$ 0	\$ 0	\$ 0
SubTotal Fire:	\$ 0	\$ 317,749	\$ 0	\$ 0	\$ 0	\$ 0	\$ 0	\$ 0	\$ 0	\$ 0	\$ 0	\$ 0
Police												
S1 Midtown District Station	\$ 150,000	\$ 2,125,000	\$ 0	\$ 0	\$ 0	\$ 0	\$ 1,975,000	\$ 1,975,000	\$ 6,895,000	\$ 6,895,000	\$ 0	\$ 0
S2 Taser Replacement	0	165,000	0	0	0	0	0	0	0	0	0	0
S3 Property & Evidence Complex	0	0	0	0	0	0	15,675,000	15,675,000	0	0	0	0
S4 Light Bar Replacement Project	0	0	0	0	45,000	45,000	45,000	45,000	45,000	45,000	0	0
S5 SRP Forensics Server	0	0	0	0	0	0	75,000	75,000	0	0	0	0
SubTotal Police:	\$ 150,000	\$ 2,290,000	\$ 0	\$ 45,000	\$ 45,000	\$ 17,770,000	\$ 17,770,000	\$ 6,940,000	\$ 6,940,000	\$ 0	\$ 0	\$ 0
Miscellaneous												
S1 Henry Vilas Zoo	\$ 0	\$ 0	\$ 0	\$ 0	\$ 0	\$ 0	\$ 0	\$ 0	\$ 0	\$ 0	\$ 0	\$ 0
SubTotal Miscellaneous:	\$ 0	\$ 0	\$ 0	\$ 0	\$ 0	\$ 0	\$ 0	\$ 0	\$ 0	\$ 0	\$ 0	\$ 0
Facilities Management												
S1 City Channel Move and Remodel	\$ 800,000	\$ 800,000	\$ 0	\$ 0	\$ 0	\$ 0	\$ 0	\$ 0	\$ 0	\$ 0	\$ 0	\$ 0
S2 MMB Renovation	30,000	30,000	(1,855,000)	(1,855,000)	1,440,000	1,440,000	4,110,000	4,110,000	1,060,000	1,060,000	0	0
S3 CCB Renovations	0	0	0	0	1,495,000	1,495,000	0	0	0	0	0	0
S4 Fairchild Building	0	0	0	0	700,000	700,000	0	0	0	0	0	0
S5 Upgrades at Sayles Street - TE and PU	0	0	0	0	0	0	0	0	520,000	520,000	225,000	225,000
SubTotal Facilities Mgmt:	\$ 830,000	\$ 830,000	\$ (1,855,000)	\$ (1,855,000)	\$ 3,635,000	\$ 3,635,000	\$ 4,110,000	\$ 4,110,000	\$ 1,580,000	\$ 1,580,000	\$ 225,000	\$ 225,000
Engineering - Major Streets												
S1 Pleasant View Road	\$ 88,000	\$ 88,000	\$ 315,000	\$ 315,000	\$ 765,000	\$ 765,000	\$ 1,060,000	\$ 1,060,000	\$ 0	\$ 0	\$ 400,000	\$ 400,000
SubTotal Engineering - Major Streets:	\$ 88,000	\$ 88,000	\$ 315,000	\$ 315,000	\$ 765,000	\$ 765,000	\$ 1,060,000	\$ 1,060,000	\$ 0	\$ 0	\$ 400,000	\$ 400,000
Parks												
S1 Emerald Ash Borer Mitigation	\$ 600,000	\$ 600,000	\$ 150,000	\$ 150,000	\$ 150,000	\$ 150,000	\$ 150,000	\$ 150,000	\$ 50,000	\$ 50,000	\$ 50,000	\$ 50,000
S2 Allied Drive Area NRT Request	100,000	100,000	0	0	0	0	0	0	0	0	0	0
S3 Expanded Recycling in Parks	30,000	30,000	250,000	250,000	0	0	0	0	0	0	0	0
S4 Yahara River Parkway Improvements	0	0	100,000	100,000	0	0	250,000	250,000	70,000	70,000	250,000	250,000
SubTotal Parks:	\$ 730,000	\$ 730,000	\$ 400,000	\$ 400,000	\$ 250,000	\$ 250,000	\$ 150,000	\$ 400,000	\$ 120,000	\$ 200,000	\$ 300,000	\$ 300,000
Streets Division												
S1 Emerald Ash Borer Mitigation	\$ 332,610	\$ 332,610	\$ 681,333	\$ 681,333	\$ 2,578,805	\$ 2,578,805	\$ 1,278,805	\$ 1,278,805	\$ 1,278,805	\$ 1,278,805	\$ 1,278,805	\$ 1,278,805
S2 Biodigester	0	0	500,000	500,000	8,639,250	17,278,500	0	0	0	0	0	0
S3 Minor Bldg Improve & Repairs	0	0	0	0	0	0	0	0	0	0	0	0
S4 Yard Improvements	0	0	0	0	0	0	0	0	0	0	0	0
SubTotal Streets Division:	\$ 332,610	\$ 332,610	\$ 1,181,333	\$ 1,181,333	\$ 11,218,055	\$ 19,857,305	\$ 1,278,805	\$ 1,278,805	\$ 1,278,805	\$ 1,278,805	\$ 1,278,805	\$ 1,278,805
Metro Transit												
S1 Building Expansion/Construction	\$ 0	\$ 0	\$ 0	\$ 0	\$ 0	\$ 0	\$ 0	\$ 0	\$ 0	\$ 0	\$ 0	\$ 0
S2 Ladder of Opportunity Grant	0	0	0	0	0	0	0	0	0	0	0	0
SubTotal Metro:	\$ 0	\$ 0	\$ 0	\$ 0	\$ 0	\$ 0	\$ 0	\$ 0	\$ 0	\$ 0	\$ 0	\$ 0
Traffic Engineering												
S1 New TE Vehicle	\$ 0	\$ 0	\$ 40,000	\$ 40,000	\$ 0	\$ 0	\$ 0	\$ 0	\$ 0	\$ 0	\$ 0	\$ 0
SubTotal Traffic Engineering:	\$ 0	\$ 0	\$ 40,000	\$ 40,000	\$ 0	\$ 0	\$ 0	\$ 0	\$ 0	\$ 0	\$ 0	\$ 0

Capital Budget	Future Year CIP											
	2015		2016		2017		2018		2019		2020	
	G.O Debt	Total	G.O Debt	Total	G.O Debt	Total	G.O Debt	Total	G.O Debt	Total	G.O Debt	Total
PCED												
S1 Green Building and Alternative Fuel Technologies	\$ 0	\$ 0	\$ 0	\$ 0	\$ 0	\$ 0	\$ 0	\$ 0	\$ 0	\$ 0	\$ 0	\$ 0
S2 Homebuyers Assistance Program	200,000	226,000	0	0	0	0	0	0	0	0	0	0
S3 Affordable Housing Fund	1,500,000	4,250,000	1,500,000	4,750,000	0	3,500,000	350,000	3,850,000	450,000	3,950,000	450,000	3,950,000
S5 Stoughton Rd Revitalization Plan	0	0	2,300,000	2,300,000	0	0	0	0	0	0	0	0
S6 Enhanced Transit System and Station Area Planning	0	0	0	0	0	0	0	0	0	0	0	0
S7 Comprehensive Plan Update	250,000	250,000	250,000	250,000	0	0	0	0	0	0	0	0
S8 Edge Area Open Space Landbanking	0	0	0	0	0	0	0	0	0	0	0	0
S9 State Street Retail District Loans	0	300,000	0	300,000	0	0	0	0	0	0	0	0
S10 Starting Block (TID #36)	500,000	1,500,000	0	0	0	0	0	0	0	0	0	0
S11 Expo Inn Purchase	0	0	0	0	0	0	0	0	0	0	0	0
S12 John Nolen Cut & Cover Feasibility Study and Preliminary Engineering	0	0	120,000	120,000	0	0	0	0	0	0	0	0
S13 Inter-City Intermodal Bus Terminal	0	0	550,000	550,000	550,000	550,000	0	0	0	0	0	0
S14 State Street Pedestrian Mall Pilot Project	0	0	0	0	0	0	0	0	0	0	0	0
S15 Housing Rehabilitation Services - Installment Loans (SR56)	0	0	0	0	0	0	0	0	0	0	0	0
SubTotal PCED:	\$ 2,450,000	\$ 6,526,000	\$ 4,720,000	\$ 8,270,000	\$ 550,000	\$ 4,050,000	\$ 350,000	\$ 3,850,000	\$ 450,000	\$ 3,950,000	\$ 450,000	\$ 3,950,000
Water Utility												
S1 Unit Well 8 - Fe and Mn Filtration	\$ 0	\$ 55,000	\$ 0	\$ 1,196,000	\$ 0	\$ 5,350,000	\$ 0	\$ 1,040,000	\$ 0	\$ 0	\$ 0	\$ 1,104,000
S2 Unit Well 18 - VOC Air Stripper	0	0	0	0	0	436,000	0	2,910,000	0	0	0	0
SubTotal Water Utility:	\$ 0	\$ 55,000	\$ 0	\$ 1,196,000	\$ 0	\$ 5,786,000	\$ 0	\$ 3,950,000	\$ 0	\$ 0	\$ 0	\$ 1,104,000
Total	\$ 4,580,610	\$ 11,169,359	\$ 4,801,333	\$ 9,547,333	\$ 16,463,055	\$ 34,388,305	\$ 24,718,805	\$ 45,772,805	\$ 10,368,805	\$ 13,948,805	\$ 2,653,805	\$ 7,257,805

None: Library, Public Health, Monona Terrace, Information Technology, Sewer Utility, Engineering - Bicycle and Pedestrian, Engineering - Other Projects, Stormwater Utility, Fleet Service, and Parking Utility.

Reauthorizations by Agency and Project

Agency	2014 Proj. No.	2015 Proj. No.	Name	G.O.	Other	Total	G.O. By Agency
Fire	6	5	Fire Admin. & Station 1 Remodel	\$ 12,398,891	\$ -	\$12,398,891	
Fire	12	10	Employee Development Ctr & Station 14	400,000	-	400,000	\$ 12,798,891
Information Technology	1	1	Hardware and Software Upgrades	1,053,000	-	1,053,000	
Information Technology	3	3	Property Assessment System	500,000	-	500,000	
Information Technology	4	4	Enterprise Financial System	150,000	-	150,000	
Information Technology	13	10	Residential Internet Access Asst.	150,000	-	150,000	1,853,000
Facilities Management	1	1	Energy Efficiency Improvements	150,000	-	150,000	
Facilities Management	3	3	General Building Improvements	310,000	-	310,000	
Facilities Management	5	4	City-County Building Improvements	300,000	-	300,000	
Facilities Management	7	5	Fire Building Improvements	126,200	-	126,200	
Facilities Management	8	6	Park Facility Improvements	720,000	-	720,000	
Facilities Management	9	7	Streets Facility Upgrades	344,600	-	344,600	
Facilities Management	10	8	MMB Renovation	1,870,000	-	1,870,000	
Facilities Management	17	12	Downtown Public Toilet	300,000	-	300,000	4,120,800
Sewer Utility	3	3	Engineering Service Building	-	63,000	63,000	
Sewer Utility	4	4	Sewer Reconstruction	-	2,000,000	2,000,000	
Sewer Utility	5	5	Additions to Collection System	-	50,000	50,000	
Sewer Utility	6	6	Lift Station Rehabilitations	-	50,000	50,000	
Sewer Utility	7	7	Infiltration & Inflow Improvement Prog	-	50,000	50,000	
Sewer Utility	10	9	Sewer Access Improvements	-	50,000	50,000	
Sewer Utility / Impact Fees	9	12	Lower Badger Mill Creek	500,000	-	500,000	500,000
Eng. - Bicycle and Pedestrian	12	11	Goodman Path: Cap City Pth Milw St	840,000	-	840,000	
Eng. - Bicycle and Pedestrian	13	12	Goodman Path: Powers Ave to 30	984,400	385,600	1,370,000	
Eng. - Bicycle and Pedestrian	21	16	Ice Age Junction Trail	470,000	-	470,000	
Eng. - Bicycle and Pedestrian	20	25	Ice Age Jcnct Path (CTH M)	300,000	-	300,000	
Eng. - Bicycle and Pedestrian	26	20	West Towne Bike Path	100,000	-	100,000	2,694,400
Engineering - Major Streets	1	1	Rural to Urban Streets	1,367,000	-	1,367,000	
Engineering - Major Streets	2	2	Reconstruction Streets	1,511,100	-	1,511,100	
Engineering - Major Streets	4	4	Railroad Crossings and Quiet Zones	225,000	725,000	950,000	
Engineering - Major Streets	5	5	Pavement Management	998,260	-	998,260	
Engineering - Major Streets	16	15	Cottage Grove Road	363,500	204,000	567,500	
Engineering - Major Streets	25	25	Johnson Street, East	2,500,000	-	2,500,000	
Engineering - Major Streets	28	26	S Livingston RR Crossing Closure	20,000	-	20,000	
Engineering - Major Streets	18	17	CTH M -CTH PD Area	2,250,000	2,250,000	4,500,000	
Engineering - Major Streets	19	18	CTH M - Mid Town Rd Area	1,000,000	-	1,000,000	
Engineering - Major Streets	30	28	MCKee Rd (CTH PD East)	410,000	410,000	820,000	10,644,860
Engineering - Other Projects	1	1	Public Bubblers	34,000	-	34,000	
Engineering - Other Projects	2	2	Right of Way Landscaping and Trees	40,500	-	40,500	74,500
Stormwater Utility	1	1	Storm Sewer with Streets Projects	1,922,900	-	1,922,900	
Stormwater Utility	2	2	Greenway Improvements	550,000	-	550,000	
Stormwater Utility	3	3	Stormwater Basins	325,000	-	325,000	
Stormwater Utility	4	4	Urban Best Management Practices	251,500	-	251,500	
Stormwater Utility	5	5	Storm Box Replacement	270,000	-	270,000	
Stormwater Utility	12	12	Inter-Municipal Stormwater Mgmt.	607,300	-	607,300	
Stormwater Utility	13	13	Wingra Creek Corridor	822,000	-	822,000	
Stormwater Utility	15	15	Starkweather Creek Watershed	308,500	-	308,500	
Stormwater Utility	21	21	Engineering Service Building	773,000	-	773,000	5,830,200
Parks	1	1	Beach and Shoreline Improvements	200,000	-	200,000	
Parks	5	5	Neighborhood Park Improvements	360,000	100,000	460,000	
Parks	7	7	Park Facility Improvements	519,250	-	519,250	
Parks	17	17	Garver at Olbrich Botanical Complex	1,825,000	-	1,825,000	
Parks	21	21	Vilas Park Roadway and Parking	100,000	-	100,000	
Parks	22	22	Forest Hill Cemetery Improvements	50,000	-	50,000	
Parks	24	24	Emerald Ash Borer	380,000	-	380,000	
Parks	31	31	Highland Manor Storm Shelter	225,000	-	225,000	3,659,250
Streets	2	2	Streets Equipment	24,122	-	24,122	
Streets	1	1	Streets Buildings and Grounds	206,700	-	206,700	
Streets	6	5	Biodigester	75,000	-	75,000	305,822
Fleet	7	5	Fleet Services Facility	750,000	-	750,000	
Fleet	4	4	Fire Maintenance	235,000	-	235,000	985,000
Library	1	1	Library Maintenance Support Center	100,000	-	100,000	
Library	8	10	Meadowridge Branch Expansion	400,000	-	400,000	
Library	3	11	Lakeview Branch Improvements	90,000	-	90,000	590,000
Traffic Engineering	1	1	Street Light Infrastructure	80,000	-	80,000	
Traffic Engineering	4	4	Traffic Signal Infrastructure	300,000	-	300,000	380,000
Parking Utility	2	2	Doyle Square Planning	-	7,000,000	7,000,000	
Parking Utility	3	3	Parking Revenue Equipment	-	450,000	450,000	
Parking Utility	6	6	Elevator Maintenance	-	190,000	190,000	

Agency	2014	2015	Name	G.O.	Other	Total	G.O.
	Proj. No.	Proj. No.					By Agency
Planning & Comm. & Ec. Dev.	8	8	Neighborhood Centers	400,000	-	400,000	
Planning & Comm. & Ec. Dev.	11	11	Public Housing Redevelopment	1,280,000	-	1,280,000	
Planning & Comm. & Ec. Dev.	21	21	TID 42 - Wingra	30,000	-	30,000	
Planning & Comm. & Ec. Dev.	25	25	Upper State St. Corridor	-	150,000	150,000	
Planning & Comm. & Ec. Dev.	28	28	Public Market	3,500,000	-	3,500,000	
Planning & Comm. & Ec. Dev.	31	31	Center for Industry and Commerce	50,000	-	50,000	
Planning & Comm. & Ec. Dev.	34	34	TID 43 - Park / Drake	500,000	-	500,000	
Planning & Comm. & Ec. Dev.	38	38	E. Wash./Stoughton Rd. Redev. Planning	50,000	50,000	100,000	5,810,000
Water Utility	1	1	Water Mains - Replace/Rehab/Improv	-	3,005,000	3,005,000	
Water Utility	2	2	Water Mains - New	-	290,000	290,000	
Water Utility	3	3	Zone 4 Fire Flow Supply Augmentation	-	185,000	185,000	
Water Utility	4	4	Arbor Hills Suppl Fire Flow Supply	-	642,000	642,000	
Water Utility	5	5	Unit Well No. 7 - Fe and Mn Filtration	-	2,544,000	2,544,000	
Water Utility	7	7	Zones 7 & 8 Supp Supply Whitney Way	-	397,000	397,000	
Water Utility	8	8	Lakeview Reservoir Reconstruction	-	2,740,000	2,740,000	
Water Utility	11	9	System Wide Miscellaneous Projects	-	320,000	320,000	
Water Utility	12	10	Paterson St. Bldg Remodel/Upgrade	-	6,771,000	6,771,000	
Water Utility	13	11	Booster Station 106 - Reconstruction	-	616,000	616,000	
Water Utility	17	15	Well 19 Iron & Manganese Filter	-	338,000	338,000	
Water Utility	20	18	Well 29 Filter Capacity Expansion	-	446,000	446,000	
Water Utility	21	19	Well 12 Conversion to Two-Zone Well	-	48,000	48,000	
Water Utility	15	23	Booster Pump Station 115 Upgrade	-	1,667,000	1,667,000	
Total Reauthorizations				\$ 50,246,723	\$ 34,186,600	\$ 84,433,323	\$ 50,246,723

Cancellations and Postponements of Funding Authorized in the 2014 Capital Budget

Agency	2014		G.O.	Other	Total	G.O. By Agency	2014	
	Project Number	Name					Agency Number	Notes
Fire	11	FEMA Grant	\$ 62,741	\$ -	\$ 62,741		810590	4
	12	Employee Development Center	350,000	-	350,000	412,741	810744	4
Police	6	LEED Improvements to Training Facility	340,000	-	340,000	340,000	801642	1
Public Health	2	Computer Replacement	25,000	-	25,000	25,000	810614	1
Facilities Management	2	Fairchild Building	350,000	-	350,000		810490	1
	6	Human Resources - Remodel	520,000	-	520,000		810490	1
	13	4th Floor Remodel	300,000	-	300,000		810490	1
	14	Implement Sustainability Plan	1,000,000	-	1,000,000	2,170,000	810490	1
Eng. - Bicycle and Pedestrian	13	Goodman Path: Powers Ave to 30	500,000	-	500,000	500,000	810335	1
Engineering - Major Streets	3	Bridge Repair and Replacement	329,000	-	329,000		810356	1
	na	East Washington Avenue	410,640	-	410,640	739,640	810370	1
Engineering - Other Projects	3	Underground Storage Tanks	5,000	-	5,000		810374	1
	na	Contracts Database software	50,000	-	50,000	55,000	810736	1
Parks Division	23	Central Park	200,000	-	200,000	200,000	810268	2
Streets Division	2	Equipment	45,000	-	45,000		810585	1
	5	Landfill - Temporary Site	360,000	-	360,000	405,000	810585	3
Metro Transit	1	Transit Coaches	500,000	-	500,000		810788	4
	2	Facility Repairs and Improvements	10,000	-	10,000		810789	4
	5	New Fareboxes	250,000	-	250,000	760,000	810791	4
Traffic Engineering	5	Traffic Safety Infrastructure	25,000	-	25,000	25,000	810801	4
PCED	18	TID 39 - Stoughton Road	430,000	-	430,000		823901	4
	25	TID 32 - Upper State Street Corridor	332,000	-	332,000		823201	1
	33	Block 800 E. Washington (TID #36)	3,483,000	-	3,483,000		823601	4
	37	100 West Mifflin Street (TID 32)	100,000	-	100,000	4,345,000	823201	1
Total Cancellations and Postponements Beyond 2015			\$ 9,199,640	\$ -	\$ 9,199,640	\$ 9,199,640		

Notes

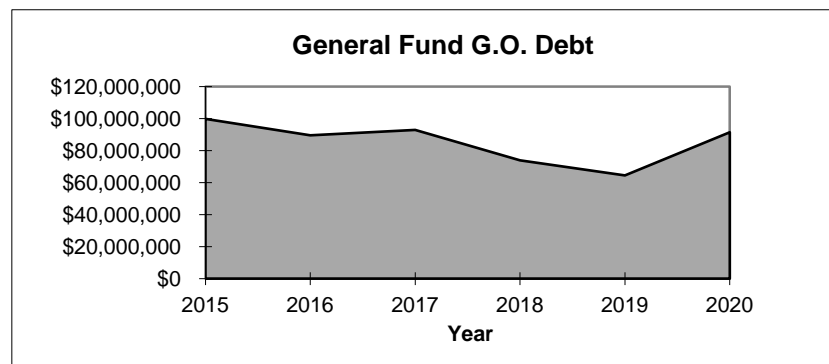
- 1 Project delayed.
- 2 General obligation debt supported by Impact Fees is being replaced with impact fee cash.
- 3 Project not moving forward.
- 4 Slowed implementation; not as much funding needed for the project in 2014.

2015
City of Madison
Capital Improvement Program
EXECUTIVE
City Summary - Expenditure Categories and Funding Sources

All Projects	Capital Budget	Future Year Estimates				
	2015	2016	2017	2018	2019	2020
Expenditures:						
Purchased Services	\$ 6,908,600	\$ 3,774,000	\$ 2,142,000	\$ 2,330,000	\$ 2,306,000	\$ 3,493,000
Materials & Supplies	5,502,950	5,043,800	4,232,300	3,830,300	4,143,300	4,731,800
Inter-Agency Charges	1,488,000	837,800	848,700	860,300	922,600	935,800
Loans	11,008,000	6,500,000	4,950,000	5,300,000	5,200,000	5,200,000
Professional Fees	4,888,000	2,323,650	2,394,000	3,166,215	716,000	2,874,000
Land & Land Improve	120,975,358	134,071,800	115,749,050	88,862,000	100,207,140	104,331,825
Building & Bldg Improve	71,769,666	63,556,947	48,293,755	47,620,770	58,706,223	70,704,870
Equipment and Vehicles	24,447,971	28,948,000	38,929,500	18,112,100	21,167,700	24,955,650
Other	640,610	1,330,333	2,003,805	1,714,805	2,200,805	1,936,805
Total Project Costs	\$ 247,629,155	\$ 246,386,330	\$ 219,543,110	\$ 171,796,490	\$ 195,569,768	\$ 219,163,750
Funding Sources:						
Federal Sources	\$ 6,186,000	\$ 27,486,000	\$ 13,361,000	\$ 17,068,000	\$ 20,048,000	\$ 22,367,000
State Sources	490,000	564,000	425,500	638,000	7,878,600	5,120,900
Impact Fees Cash	2,415,000	2,048,000	2,160,000	4,065,000	4,350,000	2,850,000
Private Contributions	845,600	1,553,000	4,850,300	3,328,600	262,900	3,253,300
Revenue Bonds	54,726,730	39,284,600	47,727,450	31,738,600	29,574,300	40,934,245
Special Assessments	6,350,000	5,481,800	5,836,000	5,603,500	5,959,500	5,965,100
TIF Cash	1,875,000	5,295,000	2,775,000	2,785,000	2,785,000	2,770,000
Carry-Forward Applied	2,866,000	6,642,200	5,310,200	2,206,300	1,691,400	766,600
Reserves Applied	17,955,850	14,278,572	9,846,355	3,406,183	3,559,000	3,794,350
Other	20,949,243	8,448,060	15,109,850	5,942,500	5,469,100	5,456,100
Total Other Sources	\$ 114,659,423	\$ 111,081,232	\$ 107,401,655	\$ 76,781,683	\$ 81,577,800	\$ 93,277,595
G.O. General Fund	\$ 99,805,864	\$ 89,535,098	\$ 92,905,455	\$ 73,895,105	\$ 64,481,345	\$ 91,442,155
G.O. Non-General Fund	33,193,868	45,800,000	19,266,000	21,149,703	49,540,623	34,474,000
G.O. Debt	\$ 132,969,732	\$ 135,305,098	\$ 112,141,455	\$ 95,014,808	\$ 113,991,968	\$ 125,886,155

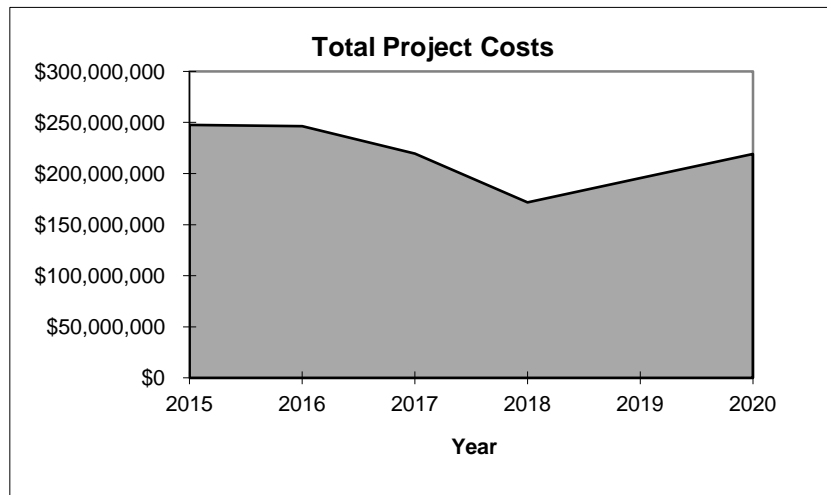
Estimated Annual Debt Service

G.O. General Fund	\$ 12,974,762	\$ 11,639,563	\$ 12,077,709	\$ 9,606,364	\$ 8,382,575	\$ 11,887,480
G.O. Non-General Fund	\$ 4,315,203	\$ 5,954,000	\$ 2,504,580	\$ 2,749,461	\$ 6,440,281	\$ 4,481,620



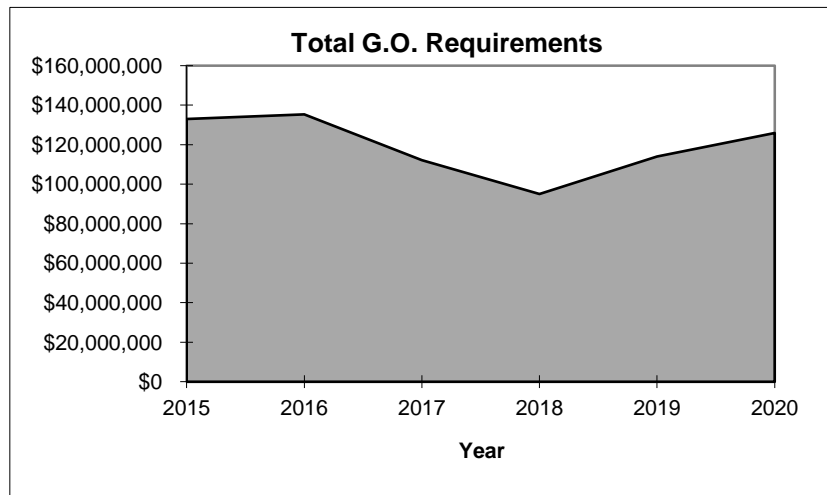
2015
City of Madison
Capital Improvement Program
EXECUTIVE
City Summary - Total Project Costs

All Agencies	Capital Budget	Future Year Estimates				
	2015	2016	2017	2018	2019	2020
Agency Name						
Library	\$ 1,225,000	\$ 11,325,000	\$ 450,000	\$ 360,000	\$ 4,530,000	\$ 5,200,000
Fire	16,069,040	3,392,000	816,000	652,500	770,000	3,820,000
Police	1,383,600	1,234,400	1,281,200	17,903,800	7,408,800	481,400
Public Health Madison & Dane	45,000	590,000	130,000	90,000	90,000	125,000
Monona Terrace	525,000	592,000	1,177,000	587,000	1,108,000	937,000
Information Technology	7,694,700	4,599,300	3,270,000	3,195,000	3,370,000	3,575,000
Miscellaneous	75,000	75,000	75,000	75,000	75,000	75,000
Facilities Management	10,394,000	14,982,000	15,270,000	8,060,000	4,425,000	3,240,000
Sewer Utility	11,970,730	13,421,100	14,766,450	12,189,600	12,785,300	13,409,595
Eng. - Bicycle and Pedestrian	10,124,000	9,225,000	9,389,000	4,205,000	7,366,000	5,752,000
Engineering - Major Streets	47,447,360	68,730,000	52,972,500	31,385,000	44,701,000	46,223,000
Engineering - Other Projects	709,400	408,300	309,300	341,000	331,940	385,000
Stormwater Utility	15,406,968	11,359,700	10,281,500	9,938,300	15,040,000	16,707,000
Fleet Service	9,118,000	17,631,000	8,467,000	9,277,703	28,188,623	11,100,000
Parks	12,116,250	9,561,000	16,359,000	15,587,000	11,423,000	16,148,750
Streets	1,605,357	2,764,158	20,821,305	1,632,805	2,266,805	28,433,805
Metro Transit	6,830,000	11,920,000	6,510,000	16,810,000	19,010,000	20,220,000
Traffic Engineering	2,640,000	6,804,000	2,577,000	6,298,900	2,205,300	2,072,200
Parking Utility	15,413,750	11,305,872	13,134,855	593,883	693,000	681,000
Planning & Comm. & Ec. Dev.	32,241,000	18,050,000	13,700,000	11,930,000	11,800,000	11,800,000
Water Utility	44,595,000	28,416,500	27,786,000	20,684,000	17,982,000	28,778,000
Total	\$ 247,629,155	\$ 246,386,330	\$ 219,543,110	\$ 171,796,490	\$ 195,569,768	\$ 219,163,750



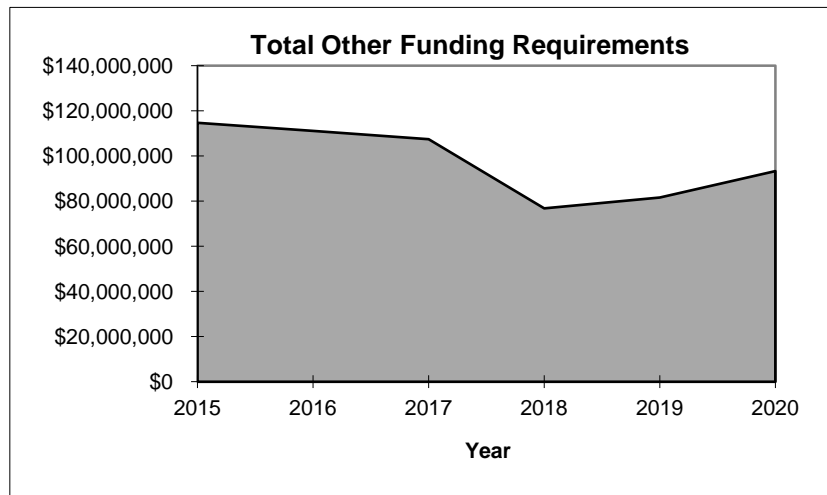
2015
City of Madison
Capital Improvement Program
EXECUTIVE
City Summary - G.O. Debt Requirements

All Agencies	Capital Budget	Future Year Estimates				
	2015	2016	2017	2018	2019	2020
Agency Name						
Library	\$ 1,225,000	\$ 10,250,000	\$ 450,000	\$ 360,000	\$ 4,530,000	\$ 5,200,000
Fire	15,708,291	3,392,000	816,000	652,500	770,000	3,820,000
Police	1,168,100	1,234,400	1,281,200	17,903,800	7,408,800	481,400
Public Health Madison & Dane	0	590,000	130,000	90,000	90,000	125,000
Monona Terrace	0	0	0	0	0	0
Information Technology	4,698,606	4,599,300	3,270,000	3,195,000	3,370,000	3,575,000
Miscellaneous	75,000	75,000	75,000	75,000	75,000	75,000
Facilities Management	10,354,000	14,962,000	15,250,000	8,040,000	4,405,000	3,220,000
Sewer Utility	500,000	1,375,000	0	0	0	0
Eng. - Bicycle and Pedestrian	7,978,400	7,463,000	7,483,000	3,353,000	4,681,000	4,266,000
Engineering - Major Streets	36,255,360	34,795,000	35,085,500	20,491,500	28,446,900	31,123,000
Engineering - Other Projects	226,500	259,240	220,000	249,000	246,240	276,000
Stormwater Utility	13,108,868	8,855,000	7,750,000	7,385,000	12,455,000	13,530,000
Fleet Service	9,118,000	17,631,000	8,467,000	9,277,703	28,188,623	11,100,000
Parks	8,251,250	7,453,000	9,874,000	8,717,000	7,333,000	10,948,750
Streets	1,605,357	2,764,158	12,182,055	1,632,805	2,266,805	28,433,805
Metro Transit	2,842,000	2,999,000	1,794,000	3,362,000	3,802,000	4,044,000
Traffic Engineering	900,000	5,538,000	1,213,700	4,830,500	623,600	368,200
Parking Utility	0	0	0	0	0	0
Planning & Comm. & Ec. Dev.	18,955,000	11,070,000	6,800,000	5,400,000	5,300,000	5,300,000
Water Utility	0	0	0	0	0	0
Total	\$ 132,969,732	\$ 135,305,098	\$ 112,141,455	\$ 95,014,808	\$ 113,991,968	\$ 125,886,155



2015
City of Madison
Capital Improvement Program
EXECUTIVE
City Summary - Other Funding Requirements

All Agencies	Capital Budget	Future Year Estimates				
	2015	2016	2017	2018	2019	2020
Agency Name						
Library	\$ 0	\$ 1,075,000	\$ 0	\$ 0	\$ 0	\$ 0
Fire	360,749	0	0	0	0	0
Police	215,500	0	0	0	0	0
Public Health Madison & Dane	45,000	0	0	0	0	0
Monona Terrace	525,000	592,000	1,177,000	587,000	1,108,000	937,000
Information Technology	2,996,094	0	0	0	0	0
Miscellaneous	0	0	0	0	0	0
Facilities Management	40,000	20,000	20,000	20,000	20,000	20,000
Sewer Utility	11,470,730	12,046,100	14,766,450	12,189,600	12,785,300	13,409,595
Eng. - Bicycle and Pedestrian	2,145,600	1,762,000	1,906,000	852,000	2,685,000	1,486,000
Engineering - Major Streets	11,192,000	33,935,000	17,887,000	10,893,500	16,254,100	15,100,000
Engineering - Other Projects	482,900	149,060	89,300	92,000	85,700	109,000
Stormwater Utility	2,298,100	2,504,700	2,531,500	2,553,300	2,585,000	3,177,000
Fleet Service	0	0	0	0	0	0
Parks	3,865,000	2,108,000	6,485,000	6,870,000	4,090,000	5,200,000
Streets	0	0	8,639,250	0	0	0
Metro Transit	3,988,000	8,921,000	4,716,000	13,448,000	15,208,000	16,176,000
Traffic Engineering	1,740,000	1,266,000	1,363,300	1,468,400	1,581,700	1,704,000
Parking Utility	15,413,750	11,305,872	13,134,855	593,883	693,000	681,000
Planning & Comm. & Ec. Dev.	13,286,000	6,980,000	6,900,000	6,530,000	6,500,000	6,500,000
Water Utility	44,595,000	28,416,500	27,786,000	20,684,000	17,982,000	28,778,000
Total	\$ 114,659,423	\$ 111,081,232	\$ 107,401,655	\$ 76,781,683	\$ 81,577,800	\$ 93,277,595

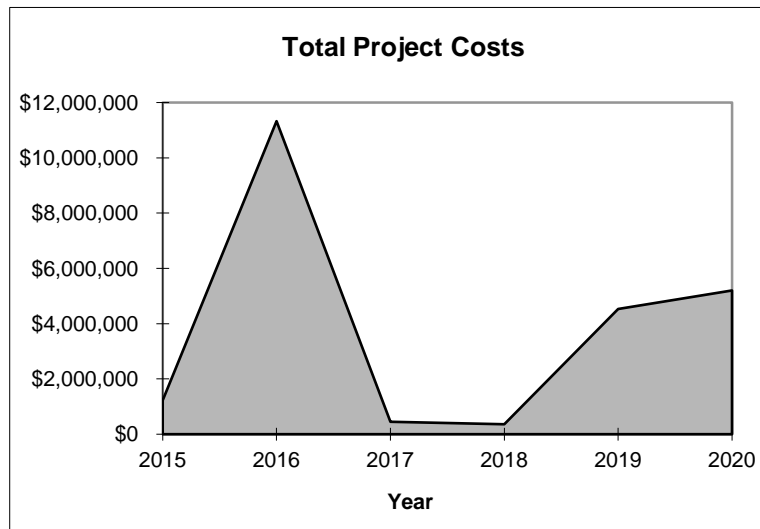


**2015
Capital Budget
Capital Improvement Program**

Agency Name: **Library**

Agency Number: 18

Project Name	Future Year Estimates						
	Capital Budget	<u>2015</u>	<u>2016</u>	<u>2017</u>	<u>2018</u>	<u>2019</u>	<u>2020</u>
1 Library Maint. Support Center	\$	500,000	\$ 2,500,000	\$	0	\$	0
2 Relocate Pinney Library		185,000	8,825,000		0		0
3 Relocate Hawthorne Library		0	0	200,000	360,000	4,000,000	0
4 New Library-Far NE Side		0	0	250,000	0	0	0
5 Monroe Street Library Improvements		0	0	0	0	50,000	0
6 New Library-Grandview Commons		0	0	0	0	480,000	4,000,000
7 Central Library Improvements		0	0	0	0	0	1,000,000
8 Sequoya Library Improvements		0	0	0	0	0	200,000
9 Hawthorne Library Repairs		50,000	0	0	0	0	0
10 Meadowridge Branch Expansion		400,000	0	0	0	0	0
11 Lakeview Branch Improvements		90,000	0	0	0	0	0
Total		<u>\$ 1,225,000</u>	<u>\$11,325,000</u>	<u>\$ 450,000</u>	<u>\$ 360,000</u>	<u>\$ 4,530,000</u>	<u>\$ 5,200,000</u>



**2015
Capital Budget
Expenditure Categories and Funding Sources**

Agency Name: **Library**

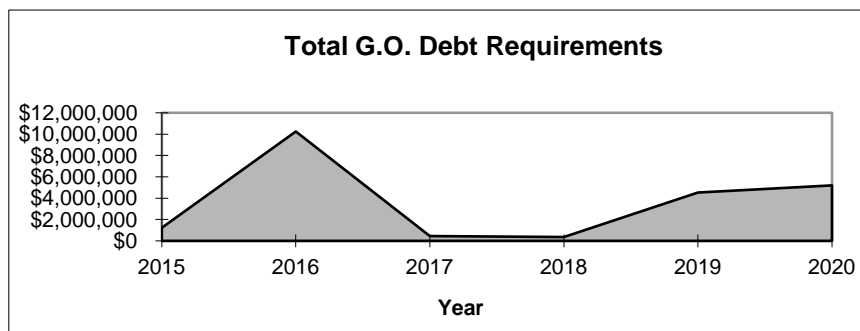
Agency No.: 18

All Projects	Capital Budget		Future Year Estimates			
	2015	2016	2017	2018	2019	2020
Expenditures:						
Purchased Services	\$ 80,000	\$ 0	\$ 0	\$ 0	\$ 0	\$ 0
Materials & Supplies	0	0	0	0	0	0
Inter-Agency Charges	0	0	0	0	0	0
Loans	0	0	0	0	0	0
Professional Fees	214,000	1,031,650	0	360,000	280,000	0
Land & Land Improve	400,000	0	450,000	0	0	0
Building & Bldg Improve	100,000	8,758,350	0	0	3,650,000	4,300,000
Equipment and Vehicles	431,000	1,200,000	0	0	400,000	700,000
Other	0	335,000	0	0	200,000	200,000
Total Project Costs	\$ 1,225,000	\$ 11,325,000	\$ 450,000	\$ 360,000	\$ 4,530,000	\$ 5,200,000

Funding Sources:						
Federal Sources	\$ 0	\$ 0	\$ 0	\$ 0	\$ 0	\$ 0
State Sources	0	0	0	0	0	0
Impact Fees	0	0	0	0	0	0
Private Contributions	0	1,075,000	0	0	0	0
Revenue Bonds	0	0	0	0	0	0
Special Assessments	0	0	0	0	0	0
TIF Cash	0	0	0	0	0	0
County Sources	0	0	0	0	0	0
Reserves Applied	0	0	0	0	0	0
Other	0	0	0	0	0	0
Total Other Sources	\$ 0	\$ 1,075,000	\$ 0	\$ 0	\$ 0	\$ 0

G.O. General Fund	\$ 0	\$ 0	\$ 0	\$ 0	\$ 0	\$ 0
G.O. Non-General Fund	1,225,000	10,250,000	450,000	360,000	4,530,000	5,200,000
Total G.O. Debt	\$ 1,225,000	\$ 10,250,000	\$ 450,000	\$ 360,000	\$ 4,530,000	\$ 5,200,000

Estimated Annual Debt Service						
G.O. General Fund	\$ 0	\$ 0	\$ 0	\$ 0	\$ 0	\$ 0
G.O. Non-General Fund	\$ 159,250	\$ 1,332,500	\$ 58,500	\$ 46,800	\$ 588,900	\$ 676,000



Capital Budget

Library

Library Maint. Support Center Project No. 1 Acct. No. 810757

GO \$ 500,000
Other 0
\$ 500,000

With the removal of Library system service, supply, and support functions from the Central Library building, a permanent facility is required to replace the current leased facility, currently located on Pennsylvania Avenue. The Long Range Facility Planning Committee identified certain agency co-location opportunities, and the Library Service and Support Center was among the agency facilities identified as a logical fit with Monona Terrace at an as yet to be determined location. This 2015 funding of \$500,000 will support final planning and design, as well as land acquisition. The 2016 funding of \$2,500,000 will support the build-out and final furnishings for the Library's portion of this facility. G.O. funding of \$100,000 is reauthorized from the 2014 Capital Budget.

Relocate Pinney Library Project No. 2 Acct. No. 0

GO \$ 185,000
Other 0
\$ 185,000

This project contains estimated professional fees and land acquisition costs at Royster Corners for an approximate 20,000 square foot relocated Pinney Neighborhood Library. Design fees and build-out costs are reflected in the 2016 CIP. Escalating rent schedules, the opportunity to reimagine Pinney Neighborhood Library, and an energy inefficient current building located in a flood plain are the main drivers of this project. Staff are currently investigating the potential for geo-thermal energy in the relocated building. The current location also does not meet programming needs of the east side community. Additionally, staff anticipate the developer to donate \$1,175,000 of 'in-kind' funding to the Madison Public Library Foundation in 2015 towards the structural cost which is not included in the project estimates. The MPL Foundation expects to raise \$1,075,000 of funds by the end of 2016 towards this project.

Relocate Hawthorne Library Project No. 3 Acct. No. 0

GO \$ 0
Other 0
\$ 0

Relocate the Hawthorne Neighborhood Library from a leased facility. Local demand for branch services has overwhelmed both service capacity and facility capacity (10,060 square feet). The lease at the current site expires December31, 2015, and rolls into another 5 year extension which will expire December31, 2020, which fits in well with the project timeline.

New Library-Far NE Side Project No. 4 Acct. No. 0

GO \$ 0
Other 0
\$ 0

Population grown projections and current area requests for library service indicate a future need for a neighborhood library on the far northeast side, and MPL is currently exploring collaboration opportunities for this proposed neighborhood library.

Monroe Street Library Improvements Project No. 5 Acct. No. 0

GO \$ 0
Other 0
\$ 0

Provide facility upgrades (new carpeting, painting, etc.) to the Monroe Street Neighborhood Library, which was refurbished in 2009. To keep facilities updated, the library refurbishes Neighborhood Libraries every 10 years.

New Library-Grandview Commons Project No. 6 Acct. No. 0

GO \$ 0
Other 0
\$ 0

The site for a proposed new neighborhood library, Grandview Commons, was donated by the Veridian Corporation to the City of Madison in 2008.

Central Library ImprovementsProject No. **7**Acct. No. **0**

GO \$ 0
 Other 0
\$ 0

Provide facility upgrades (new carpeting, painting, furnishings, etc) to the Central Library which opened to the public in 2013.

Sequoia Library ImprovementsProject No. **8**Acct. No. **0**

GO \$ 0
 Other 0
\$ 0

Provide facility upgrades (new carpeting, painting, furniture, etc) to the Sequoia Neighborhood Library which opened to the public in 2008.

Hawthorne Library RepairsProject No. **9**Acct. No. **0**

GO \$ 50,000
 Other 0
\$ 50,000

In June of 2014, City Engineering (which maintains mechanical, electrical & plumbing at the East Madison Shopping Center for the Library and Public Health) requested that the Library include \$50,000 in the 2015 Capital Budget for mechanical equipment that is at or near the failure point. As project number 3 above indicates, the Library anticipates at least 4 more years occupancy in the center.

Meadowridge Branch ExpansionProject No. **10**Acct. No. **810758**

GO \$ 400,000
 Other 0
\$ 400,000

Provide furnishings and equipment to complete the renovation of the expanded Meadowridge Library at the Meadowridge Shopping Center. G.O. debt funding of \$400,000 is reauthorized from the 2014 Capital Budget.

Lakeview Branch ImprovementsProject No. **11**Acct. No. **810773**

GO \$ 90,000
 Other 0
\$ 90,000

Provide facility updates (new carpeting, painting, etc.) to the Lakeview Branch on the north side, which was redesigned and substantially expanded in 2014. To keep facilities updated, the library refurbishes branches every 10 years. G.O. debt of \$90,000 is reauthorized from 2014.

**2015
Capital Budget
Summary**

Agency Name: Library

Agency Number: 18

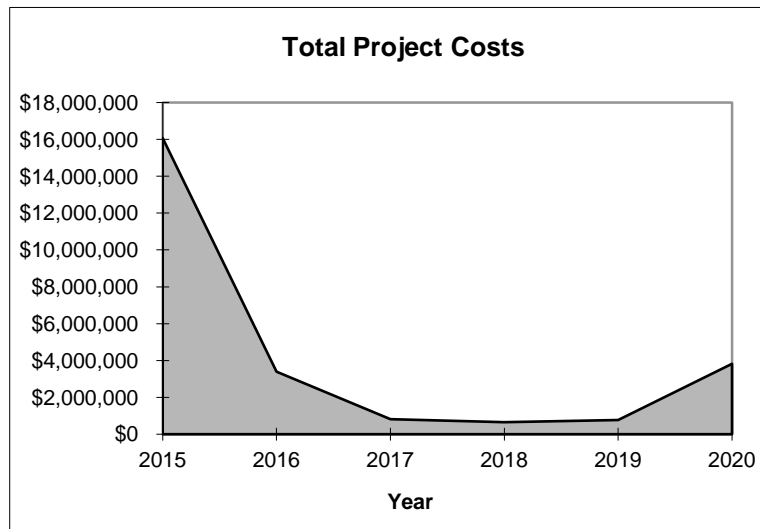
Project Name	Agency Request	Executive	Executive		
			G.O. Debt	Other Funding	Total
1 Library Maint. Support Center	\$ 400,000	\$ 500,000	\$ 500,000	\$ 0	\$ 500,000
2 Relocate Pinney Library	185,000	185,000	185,000	0	185,000
3 Relocate Hawthorne Library	0	0	0	0	0
4 New Library-Far NE Side	0	0	0	0	0
5 Monroe Street Library Improvements	0	0	0	0	0
6 New Library-Grandview Commons	0	0	0	0	0
7 Central Library Improvements	0	0	0	0	0
8 Sequoya Library Improvements	0	0	0	0	0
9 Hawthorne Library Repairs	50,000	50,000	50,000	0	50,000
10 Meadowridge Branch Expansion	0	400,000	400,000	0	400,000
11 Lakeview Branch Improvements	0	90,000	90,000	0	90,000
Total	\$ 635,000	\$ 1,225,000	\$ 1,225,000	\$ 0	\$ 1,225,000

**2015
Capital Budget
Capital Improvement Program**

Agency Name: **Fire**

Agency Number: **72**

Project Name	Capital Budget	Future Year Estimates				
	<u>2015</u>	<u>2016</u>	<u>2017</u>	<u>2018</u>	<u>2019</u>	<u>2020</u>
1 Fire Equipment	\$ 300,000	\$ 300,000	\$ 300,000	\$ 602,500	\$ 500,000	\$ 500,000
2 Communications Equipment	467,000	467,000	466,000	0	150,000	500,000
3 Fire Building Improvements & Repairs	50,000	50,000	50,000	50,000	70,000	70,000
4 Lake Rescue Boat	0	225,000	0	0	0	0
5 Fire Admin & Station No. 1 Remodel	14,491,291	0	0	0	0	0
6 Key Box Security System	0	0	0	0	20,000	0
7 Building Access System	0	0	0	0	30,000	0
8 Fire Ventilation Simulator	43,000	0	0	0	0	0
9 Fire Station 6-W Badger Rd	0	0	0	0	0	2,750,000
10 Employee Development & Station 14	400,000	2,350,000	0	0	0	0
11 FEMA Grant	317,749	0	0	0	0	0
Total	\$16,069,040	\$ 3,392,000	\$ 816,000	\$ 652,500	\$ 770,000	\$ 3,820,000



**2015
Capital Budget
Expenditure Categories and Funding Sources**

Agency Name: **Fire**

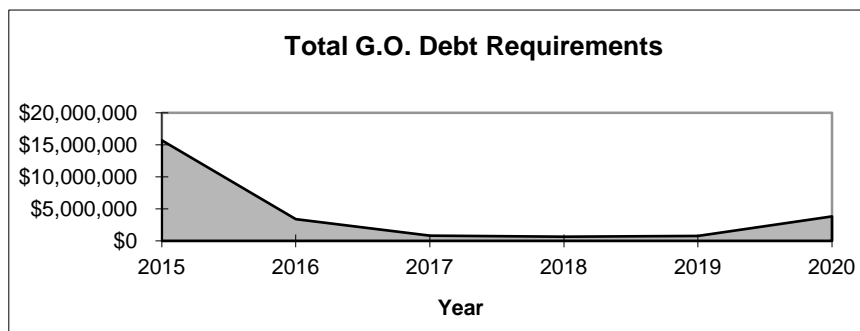
Agency No.: 72

All Projects	Capital Budget	Future Year Estimates				
	2015	2016	2017	2018	2019	2020
Expenditures:						
Purchased Services	\$ 146,600	\$ 0	\$ 0	\$ 0	\$ 0	\$ 0
Materials & Supplies	467,000	467,000	466,000	0	150,000	500,000
Inter-Agency Charges	0	0	0	0	0	0
Loans	0	0	0	0	0	0
Professional Fees	400,000	0	0	0	0	0
Land & Land Improve	0	0	0	0	0	0
Building & Bldg Improve	14,394,691	2,400,000	50,000	50,000	100,000	2,820,000
Equipment and Vehicles	660,749	525,000	300,000	602,500	520,000	500,000
Other	0	0	0	0	0	0
Total Project Costs	\$ 16,069,040	\$ 3,392,000	\$ 816,000	\$ 652,500	\$ 770,000	\$ 3,820,000

Funding Sources:						
Federal Sources	\$ 0	\$ 0	\$ 0	\$ 0	\$ 0	\$ 0
State Sources	0	0	0	0	0	0
Impact Fees	0	0	0	0	0	0
Private Contributions	0	0	0	0	0	0
Revenue Bonds	0	0	0	0	0	0
Special Assessments	0	0	0	0	0	0
TIF Cash	0	0	0	0	0	0
County Sources	0	0	0	0	0	0
Reserves Applied	0	0	0	0	0	0
Other	360,749	0	0	0	0	0
Total Other Sources	\$ 360,749	\$ 0	\$ 0	\$ 0	\$ 0	\$ 0

G.O. General Fund	\$ 15,708,291	\$ 3,392,000	\$ 816,000	\$ 652,500	\$ 770,000	\$ 3,820,000
G.O. Non-General Fund	0	0	0	0	0	0
Total G.O. Debt	\$ 15,708,291	\$ 3,392,000	\$ 816,000	\$ 652,500	\$ 770,000	\$ 3,820,000

Estimated Annual Debt Service						
G.O. General Fund	\$ 2,042,078	\$ 440,960	\$ 106,080	\$ 84,825	\$ 100,100	\$ 496,600
G.O. Non-General Fund	\$ 0	\$ 0	\$ 0	\$ 0	\$ 0	\$ 0



Capital Budget

Fire

Fire Equipment

Project No. 1 Acct. No. 810338

GO \$ 300,000
Other 0
\$ 300,000

This project includes the replacement of the following safety, rescue and other operational equipment: self-contained breathing apparatus including equipment for repair; equipment carried on apparatus for emergency response such as air bags, extrication equipment, ventilation equipment, special operations equipment, training equipment and medical equipment; and fire hose, accessories and testing equipment.

Communications Equipment

Project No. Project No. 2 Acct. No. 0

GO \$ 467,000
Other 0
\$ 467,000

This project includes portable and mobile radios, with accessories such as chargers and microphones, resulting from the upgrade to the radio system.

Fire Building Improvements & Repairs

Project No. 3 Acct. No. 810341

GO \$ 50,000
Other 0
\$ 50,000

This project includes minor building improvements and repairs (less than \$25,000) that are administered by the Department. Changes are frequently needed at stations due to new companies being assigned (e.g., a double company, special team or ambulance) and at Administration to accommodate personnel changes, technology changes and replacement/upgrade needs. The Department also has projects such as apparatus floor coatings; cabling for data, phones and video teleconferencing; major landscaping; and emergency projects such as repairs of leaks, apparatus floors and apparatus doors and operators. Special assessments are also charged to this project.

Lake Rescue Boat

Project No. 4 Acct. No. 0

GO \$ 0
Other 0
\$ 0

Funding of \$225,000 in 2016 is to replace the Fire Department emergency lake rescue boat.

Fire Admin & Station No. 1 Remodel

Project No. 5 Acct. No. 810745

GO \$ 14,491,291
Other 0
\$ 14,491,291

Construction of a new Fire Administration Building and remodel of Fire Station No. 1. This project also includes equipping and furnishing both buildings. GO borrowing of \$12,398,891 is reauthorized from 2014.

Key Box Security System

Project No. 6 Acct. No. 810775

GO \$ 0
Other 0
\$ 0

KeySecure 3 USB provides documented master key security in emergency vehicles. Units are programmed and managed by a central database on a PC or laptop using KeySecure Software. Firefighters enter their authorized PIN code, and the master key is released for service. Audit trail data is collected via a USB data cable by a laptop. A one-time purchase of KeySecure software is required. Use of this system allows full accountability of the Knox Box master keys to access properties in the City of Madison. Funding of \$20,000 is provided in 2019 for this project.

Building Access System

Project No. 7 Acct. No. 810776

GO \$ 0
 Other 0
\$ 0

Install building security systems for all fire buildings. Funding of \$30,000 is provided in 2019 for this project.

Fire Ventilation Simulator

Project No. 8 Acct. No. 0

GO \$ 0
 Other 43,000
\$ 43,000

Fire simulator will be used for training in safe roof and forcible entry operations. Funding is from a direct appropriation from the General Fund.

Fire Station 6-W Badger Rd

Project No. 9 Acct. No. 0

GO \$ 0
 Other 0
\$ 0

Remodel this station to address aging, technology and operational needs. Funding of \$2,750,000 in 2020 is provided for this project.

Employee Development & Station 14 Project No. 10 Acct. No. 810744

GO \$ 400,000
 Other 0
\$ 400,000

In 2013, the City purchased land for the employee development center and 14th station. The Capital Improvement Program included funding in 2014 to construct and equip a employee development center. Reauthorization of 2014 GO borrowing of \$400,000 is for a comprehensive study of the site in anticipation of the need for special site preparation and construction for the various uses of the fire-focused training facility. Funding of \$2,350,000 in 2016 is for construction of the exercise building and the multi-use tactical training tower.

FEMA Grant

Project No. 11 Acct. No. 0

GO \$ 0
 Other 317,749
\$ 317,749

The City applied for the Assistance to Firefighters Grant Program, which requires the City to provide matching funds of 10 per cent. The grant request includes firefighter protective equipment and thermal imaging cameras. The City's required local match of \$28,886 is from a direct appropriation from the General Fund.

**2015
Capital Budget
Summary**

Agency Name: **Fire**

Agency Number: 72

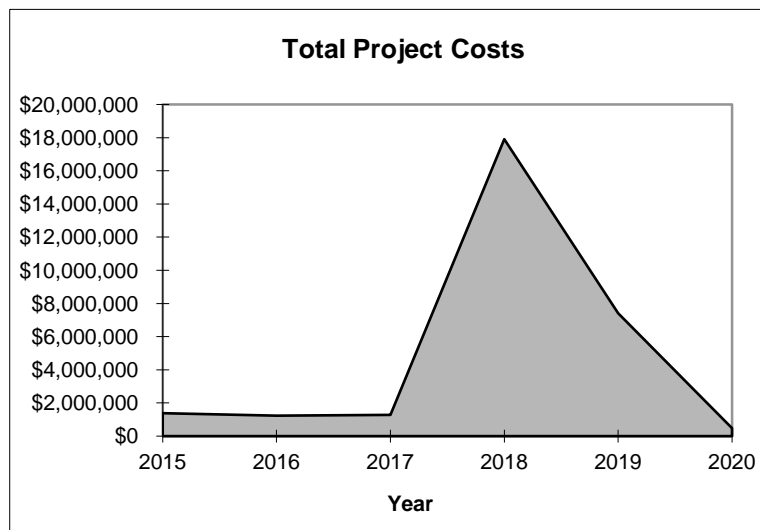
Project Name	Agency Request	Executive	Executive		
			G.O. Debt	Other Funding	Total
1 Fire Equipment	\$ 300,000	\$ 300,000	\$ 300,000	\$ 0	\$ 300,000
2 Communications Equipment	467,000	467,000	467,000	0	467,000
3 Fire Building Improvements & Repairs	50,000	50,000	50,000	0	50,000
4 Lake Rescue Boat	0	0	0	0	0
5 Fire Admin & Station No. 1 Remodel	3,692,400	14,491,291	14,491,291	0	14,491,291
6 Key Box Security System	0	0	0	0	0
7 Building Access System	0	0	0	0	0
8 Fire Ventilation Simulator	43,000	43,000	0	43,000	43,000
9 Fire Station 6-W Badger Rd	0	0	0	0	0
10 Employee Development & Station 14	1,950,000	400,000	400,000	0	400,000
11 FEMA Grant	0	317,749	0	317,749	317,749
Total	\$ 6,502,400	\$ 16,069,040	\$ 15,708,291	\$ 360,749	\$ 16,069,040

2015 Capital Budget Capital Improvement Program

Agency Name: **Police**

Agency Number: 71

Project Name	Capital Budget	Future Year Estimates				
	<u>2015</u>	<u>2016</u>	<u>2017</u>	<u>2018</u>	<u>2019</u>	<u>2020</u>
1 Radio Improvement Project	\$ 934,500	\$ 850,000	\$ 850,000	\$ 0	\$ 0	\$ 0
2 Building Improvements	83,600	329,500	280,600	133,800	418,800	351,400
3 Investigative Software Upgrades	50,500	54,900	45,600	0	50,000	0
4 Digital Forensic Lab Replacement	0	0	60,000	0	0	0
5 Armored Rescue Vehicle	0	0	0	0	0	0
6 Northeast District Station	0	0	0	0	0	0
7 In Car Video Storage	0	0	0	0	0	30,000
8 Upgrade Evidentiary Technology	0	0	0	0	0	100,000
9 Training Ctr Admin Reconstruction	0	0	0	0	0	0
10 Midtown District Station	150,000	0	0	1,975,000	6,895,000	0
11 Taser Replacement	165,000	0	0	0	0	0
12 Property & Evidence Complex	0	0	0	15,675,000	0	0
13 Light Bar Replacement Project	0	0	45,000	45,000	45,000	0
14 Forensics Server	0	0	0	75,000	0	0
Total	<u>\$ 1,383,600</u>	<u>\$ 1,234,400</u>	<u>\$ 1,281,200</u>	<u>\$17,903,800</u>	<u>\$ 7,408,800</u>	<u>\$ 481,400</u>



**2015
Capital Budget
Expenditure Categories and Funding Sources**

Agency Name: **Police**

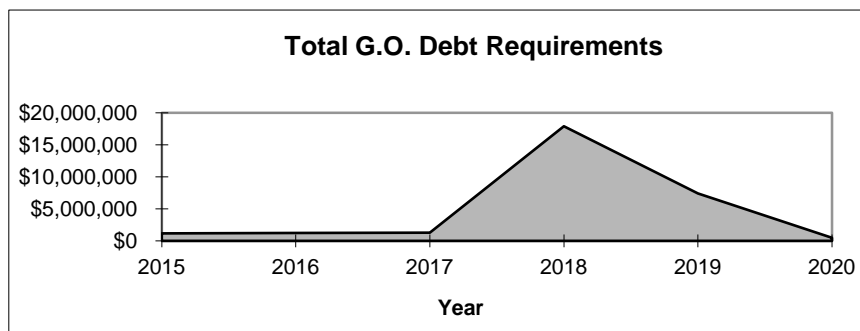
Agency No.: 71

All Projects	Capital Budget		Future Year Estimates			
	2015	2016	2017	2018	2019	2020
Expenditures:						
Purchased Services	\$ 0	\$ 0	\$ 0	\$ 0	\$ 0	\$ 0
Materials & Supplies	0	0	0	0	0	0
Inter-Agency Charges	0	0	0	0	0	0
Loans	0	0	0	0	0	0
Professional Fees	150,000	0	0	2,407,215	0	0
Land & Land Improve	0	0	0	3,182,700	0	0
Building & Bldg Improve	83,600	329,500	280,600	11,993,885	6,928,800	351,400
Equipment and Vehicles	1,150,000	904,900	1,000,600	320,000	480,000	130,000
Other	0	0	0	0	0	0
Total Project Costs	\$ 1,383,600	\$ 1,234,400	\$ 1,281,200	\$ 17,903,800	\$ 7,408,800	\$ 481,400

Funding Sources:						
Federal Sources	\$ 0	\$ 0	\$ 0	\$ 0	\$ 0	\$ 0
State Sources	0	0	0	0	0	0
Impact Fees	0	0	0	0	0	0
Private Contributions	0	0	0	0	0	0
Revenue Bonds	0	0	0	0	0	0
Special Assessments	0	0	0	0	0	0
TIF Cash	0	0	0	0	0	0
County Sources	0	0	0	0	0	0
Reserves Applied	0	0	0	0	0	0
Other	215,500	0	0	0	0	0
Total Other Sources	\$ 215,500	\$ 0	\$ 0	\$ 0	\$ 0	\$ 0

G.O. General Fund	\$ 1,168,100	\$ 1,234,400	\$ 1,281,200	\$ 17,903,800	\$ 7,408,800	\$ 481,400
G.O. Non-General Fund	0	0	0	0	0	0
Total G.O. Debt	\$ 1,168,100	\$ 1,234,400	\$ 1,281,200	\$ 17,903,800	\$ 7,408,800	\$ 481,400

Estimated Annual Debt Service						
G.O. General Fund	\$ 151,853	\$ 160,472	\$ 166,556	\$ 2,327,494	\$ 963,144	\$ 62,582
G.O. Non-General Fund	\$ 0	\$ 0	\$ 0	\$ 0	\$ 0	\$ 0



Capital Budget

Police

Radio Improvement Project Project No. 1 Acct. No. 810414

GO \$ 934,500
Other 0
\$ 934,500

Traffic Engineering has identified a need to replace the City's aging radio system and is the lead City agency in the implementation of a Radio Improvement Project. As part of this project, the Madison Police Department (MPD) will need to replace its handheld portable and mobile squad radios which have reached the end of the manufacturer's recommended useful life. The manufacturer does not support this equipment anymore and many repair parts are not available. These radios are a critical component in providing police services. The radios will be replaced over a three year period.

Building Improvements Project No. 2 Acct. No. 810568

GO \$ 83,600
Other 0
\$ 83,600

Each year, Facilities Management provides an outline of projects necessary to maintain the Police District facilities, space in the CCB, and the Training Center. The amounts provided in 2015 represent a significant increase for each year (2015 - 2019) over the amounts provided in 2014. The request for building improvement funds is necessary in order to ensure that these facilities function at an optimal level. The proposal for 2015 includes air handling and water heater updates at the North District, various parking lot and sidewalk projects, and additional small improvement projects such as storage space, flooring, furniture, and technology.

Investigative Software Upgrades Project No. 3 Acct. No. 0

GO \$ 0
Other 50,500
\$ 50,500

The MPD is increasingly dependent upon technology in order to maintain basic functions and to provide the in-depth analysis of underlying conditions that enable effective problem-solving. In order to maintain effectiveness in analyzing, investigating, and solving crime, MPD needs to regularly update the software being licensed and utilized, and the computer hardware that utilizes the software. Although the City Information Technology Department receives capital funding for software upgrades, those funds are not utilized for agency specific software. This project provides for upgrades, changes, and improvements to current Police technology related to forensics and criminal intelligence software. Other funding is from a direct appropriation to capital from the General Fund.

Digital Forensic Lab Replacement Project No. 4 Acct. No. 0

GO \$ 0
Other 0
\$ 0

The Department currently utilizes a high efficiency digital imaging minilab to process photographs for criminal investigations and court proceedings. This system has replaced the complex chemical photo processing systems of the past. With changes in technology, it is anticipated that the current technology will be obsolete in 2017. This capital project requests funding in anticipation of the future need.

Armored Rescue Vehicle

Project No. 5 Acct. No. 0

GO \$ 0
Other 0
\$ 0

Armored vehicles are in widespread use by the private sector and having an armored vehicle is a national best practice for law enforcement agencies. Armored vehicles have saved the lives of officers, both nationally and in Wisconsin. An armored vehicle designed and built for civilian police use will be a significant improvement over the military surplus vehicle the department currently uses. The current vehicle is challenging to maintain and repair, and is not designed for civilian police use. A civilian vehicle will be more suited to law enforcement use, easier and less expensive to repair/maintain, and be more efficient to operate. No funding is included in the Capital Improvement Plan.

Northeast District Station

Project No. 6 Acct. No. 0

GO \$ 0
Other 0
\$ 0

The City of Madison Comprehensive Plan includes goals, objectives and policies that provide the framework for community facilities, outlining the need for community-based policing strategies that include integration of new police district stations into neighborhoods, and ensuring the strategic location of facilities to provide effective service. As the city continues to grow, current facilities will be unable to maintain the level of service and response time needed to enhance community partnerships in public safety. Based on planned city growth on the northeast side of Madison, this project is to build an additional district station to meet these needs. No funding is included in the Capital Improvement Plan.

In Car Video Storage

Project No. 7 Acct. No. 0

GO \$ 0
Other 0
\$ 0

In 2014, the MPD implemented a comprehensive capital project to upgrade the entire in-car video system. Although additional storage space for evidentiary video was obtained, State statute requirements for storage of video, combined with increased storage space needed for high definition video and the increase in numbers of personnel utilizing the cameras, will result in the need to purchase additional storage space for video retention.

Upgrade Evidentiary Technology

Project No. 8 Acct. No. 0

GO \$ 0
Other 0
\$ 0

In the past decade, technology has become critical in efforts to investigate and solve crime. As a result, the MPD has invested significant funding into purchasing and maintaining various hardware and software, particularly in the Forensics Unit. As with all technology, these systems become outdated and newer more efficient technology is needed. This project will upgrade systems that may be used for investigating computer crime, editing video evidence, investigating cell phone evidence, and miscellaneous other equipment essential in completing in-depth investigations.

Training Ctr Admin Reconstruction Project No. **9** Acct. No. **0**

GO \$ 0
 Other 0
\$ 0

In recent years the Department purchased and remodeled a warehouse facility on Femrite Drive which is now the Police Training Center. Although the remodel was extensive, it did not include updates to the administrative portion of the facility. In 2014, Facilities Management withdrew its directive to remodel this portion in order to meet LEED requirements and instead indicated that the entire structure should be demolished and a new administrative section built. A portion of the funding from the previous remodel project was then reallocated to other capital projects. Since the administrative section of the building is significantly outdated and extremely energy inefficient, in order to complete the state-of-the-art training facility, the Department is requesting funds to comply with the Facilities Management recommendation. No funding is included in the Capital Improvement Plan.

Midtown District Station Project No. **10** Acct. No. **810772**

GO \$ 150,000
 Other 0
\$ 150,000

As part of the Strategic Planning effort, staff has reviewed current data and future trends, including city population growth, citizen demands for service, and staffing levels to assist in establishing geographical borders for Police Districts. While MPD has been using a five district community-based model to provide primary police services for nearly two decades, data indicates that the districts are outgrowing capacity to meet the demands of our community. There are also capacity issues at four of the five district facilities. With the annexation of portions of the Town of Madison and Blooming Grove, and increased city growth, MPD is proposing adding a district station in the Midtown area to alleviate workload issues in the South, West and Central Districts, and maintain efficient response times. In 2014, the City purchased property on Mineral Point Road to be used for a Midtown Station. Funding in 2015 is to augment demolition and site holding costs.

Taser Replacement Project No. **11** Acct. No. **0**

GO \$ 0
 Other 165,000
\$ 165,000

In 2003, MPD began purchasing Tasers to ensure access to less lethal options for officers in field assignments. In 2014, Taser International announced it would discontinue sales and production of the current model used by MPD, and would no longer repair these older analog devices. The new digital Tasers will require additional training and new holsters. As a result, phasing-in replacement equipment is not possible nor is it wise to utilize two separate operating systems for personnel. All current Tasers need to be replaced at once. The current Tasers have begun to fail with regularity, and by 2015 less lethal options cannot be guaranteed for all field personnel. These funds will be used to replace the current equipment. The total cost of the project is \$195,000. The \$30,000 cost for training will be funded separately from the capital request for equipment. Other funding is from a direct appropriation to capital from the General Fund.

Property & Evidence Complex Project No. **12** Acct. No. **0**

GO \$ 0
 Other 0
\$ 0

The rented facility currently used for property and evidentiary vehicle storage will be sold. Since the final year of the lease is 2018, the MPD will need to obtain a new facility prior to 2019. A single site facility that provides office space, property storage, impounded vehicle and abandoned bicycle storage, forensic services and safe, convenient customer access would be significantly more efficient. The facility should be centrally located to serve the five districts, the Dane County Courthouse, Municipal Court, the State Crime Lab, and the citizens of Madison, including those recently released from incarceration. To accommodate present and future inventory and retention demands required by an increasing population and state law, the building should be at least 30,000 square feet with an additional 28,000 square feet of high security fenced vehicle impound. Currently, the MPD keeps 126,000 pieces of evidence with anticipated inventory of 180,000 pieces by 2020.

Light Bar Replacement Project

Project No. 13 Acct. No. 0

GO \$ 0
Other 0
\$ 0

In 2002, the MPD began a three year project to replace old rotator light bars with new LED light bars. The new light bars proved to be significantly more effective in maintaining visibility. However, they are now beginning to fail. In 2017, the current light bars will be 13 to 15 years old. Replacement costs are \$1,500 per vehicle. With 90 vehicles currently in the fleet, the overall cost of the project is \$135,000.

Forensics Server

Project No. 14 Acct. No. 0

GO \$ 0
Other 0
\$ 0

Several years ago, the MPD utilized grant funding to purchase a server for storage of digital evidence, particularly as it relates to computer crimes. Based on the estimates provided by technology personnel as to the life of the current equipment, as well as the volume of information that needs to be maintained on this special server, it has been recommended that the current equipment be replaced in 2018. This server is located in the Shared Resource Program office.

**2015
Capital Budget
Summary**

Agency Name: Police

Agency Number: 71

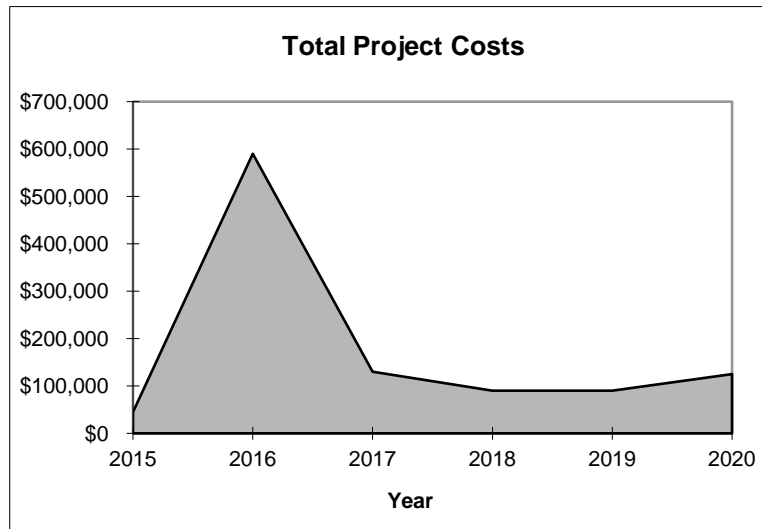
Project Name	Agency Request	Executive	Executive		
			G.O. Debt	Other Funding	Total
1 Radio Improvement Project	\$ 934,500	\$ 934,500	\$ 934,500	\$ 0	\$ 934,500
2 Building Improvements	83,600	83,600	83,600	0	83,600
3 Investigative Software Upgrades	50,500	50,500	0	50,500	50,500
4 Digital Forensic Lab Replacement	0	0	0	0	0
5 Armored Rescue Vehicle	0	0	0	0	0
6 Northeast District Station	0	0	0	0	0
7 In Car Video Storage	0	0	0	0	0
8 Upgrade Evidentiary Technology	0	0	0	0	0
9 Training Ctr Admin Reconstruction	0	0	0	0	0
10 Midtown District Station	0	150,000	150,000	0	150,000
11 Taser Replacement	0	165,000	0	165,000	165,000
12 Property & Evidence Complex	0	0	0	0	0
13 Light Bar Replacement Project	0	0	0	0	0
14 Forensics Server	0	0	0	0	0
Total	\$ 1,068,600	\$ 1,383,600	\$ 1,168,100	\$ 215,500	\$ 1,383,600

**2015
Capital Budget
Capital Improvement Program**

Agency Name: Public Health

Agency Number: 77

Project Name	Future Year Estimates						
	Capital Budget	<u>2015</u>	<u>2016</u>	<u>2017</u>	<u>2018</u>	<u>2019</u>	<u>2020</u>
1 Digestion Block	\$	5,000	\$ 0	\$ 0	\$ 0	\$ 0	\$ 0
2 Computer Replacement		40,000	30,000	30,000	30,000	30,000	40,000
3 Remodel of CCB 5th Floor Offices		0	500,000	0	0	0	0
4 Replacement of Laboratory Equipment		0	60,000	60,000	60,000	60,000	60,000
5 Remodel International Lane Office		0	0	0	0	0	25,000
6 Remodel East Washington Offices		0	0	40,000	0	0	0
Total	\$	45,000	590,000	130,000	90,000	90,000	125,000



**2015
Capital Budget
Expenditure Categories and Funding Sources**

Agency Name: **Public Health**

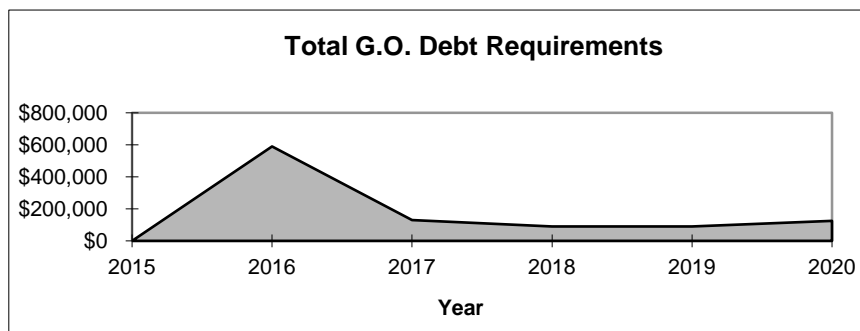
Agency No.: 77

All Projects	Capital Budget		Future Year Estimates			
	2015	2016	2017	2018	2019	2020
Expenditures:						
Purchased Services	\$ 0	\$ 0	\$ 0	\$ 0	\$ 0	\$ 0
Materials & Supplies	0	0	0	0	0	0
Inter-Agency Charges	0	0	0	0	0	0
Loans	0	0	0	0	0	0
Professional Fees	0	0	0	0	0	0
Land & Land Improve	0	0	0	0	0	0
Building & Bldg Improve	0	500,000	40,000	0	0	25,000
Equipment and Vehicles	45,000	90,000	90,000	90,000	90,000	100,000
Other	0	0	0	0	0	0
Total Project Costs	\$ 45,000	\$ 590,000	\$ 130,000	\$ 90,000	\$ 90,000	\$ 125,000

Funding Sources:						
Federal Sources	\$ 0	\$ 0	\$ 0	\$ 0	\$ 0	\$ 0
State Sources	0	0	0	0	0	0
Impact Fees	0	0	0	0	0	0
Private Contributions	0	0	0	0	0	0
Revenue Bonds	0	0	0	0	0	0
Special Assessments	0	0	0	0	0	0
TIF Cash	0	0	0	0	0	0
County Sources	0	0	0	0	0	0
Reserves Applied	0	0	0	0	0	0
Other	45,000	0	0	0	0	0
Total Other Sources	\$ 45,000	\$ 0	\$ 0	\$ 0	\$ 0	\$ 0

G.O. General Fund	\$ 0	\$ 0	\$ 0	\$ 0	\$ 0	\$ 0
G.O. Non-General Fund	0	590,000	130,000	90,000	90,000	125,000
Total G.O. Debt	\$ 0	\$ 590,000	\$ 130,000	\$ 90,000	\$ 90,000	\$ 125,000

Estimated Annual Debt Service						
G.O. General Fund	\$ 0	\$ 0	\$ 0	\$ 0	\$ 0	\$ 0
G.O. Non-General Fund	\$ 0	\$ 76,700	\$ 16,900	\$ 11,700	\$ 11,700	\$ 16,250



Capital Budget

Public Health

Digestion Block

Project No. 1 Acct. No. 810606

GO \$ 0
Other 5,000
\$ 5,000

A digestion block is used in sample preparation in the Public Health Lab. It is used to bring samples to an aqueous phase required prior to instrumental testing of numerous water quality parameters. The block is critical for providing uniform conditions for each set of samples. It will replace the current equipment that was acquired in 2006 and is nearing the end of its expected life. Other funding is from the unassigned fund balance.

Computer Replacement

Project No. 2 Acct. No. 810614

GO \$ 0
Other 40,000
\$ 40,000

Funds for the replacement of computer equipment. Other funding is from the unassigned fund balance.

Remodel of CCB 5th Floor Offices

Project No. 3 Acct. No. 810802

GO \$ 0
Other 0
\$ 0

The Public Health offices in the City-County Building (Room 507) are one of two office suites in the CCB that have not been remodeled. The HVAC and electrical services need to be updated. Ceiling tiles need to be replaced.

Replacement of Laboratory Equipment

Project No. 4 Acct. No. 810606

GO \$ 0
Other 0
\$ 0

Routine replacement of lab equipment.

Remodel International Lane Office

Project No. 5 Acct. No. 810592

GO \$ 0
Other 0
\$ 0

Routine painting and carpet replacement at the Public Health office on International Lane.

Remodel East Washington Offices

Project No. 6 Acct. No. 810032

GO \$ 0
Other 0
\$ 0

Routine painting, carpet replacement and minor remodeling of the East Washington office.

**2015
Capital Budget
Summary**

Agency Name: Public Health

Agency Number: 77

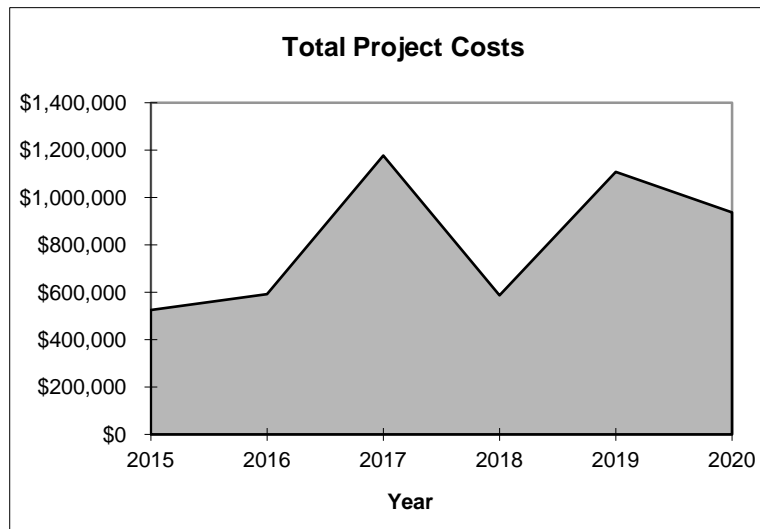
Project Name	Agency Request	Executive	Executive		
			G.O. Debt	Other Funding	Total
1 Digestion Block	\$ 5,000	\$ 5,000	\$ 0	\$ 5,000	\$ 5,000
2 Computer Replacement	40,000	40,000	0	40,000	40,000
3 Remodel of CCB 5th Floor Offices	500,000	0	0	0	0
4 Replacement of Laboratory Equipment	0	0	0	0	0
5 Remodel International Lane Office	0	0	0	0	0
6 Remodel East Washington Offices	0	0	0	0	0
Total	<u>\$ 545,000</u>	<u>\$ 45,000</u>	<u>\$ 0</u>	<u>\$ 45,000</u>	<u>\$ 45,000</u>

2015 Capital Budget Capital Improvement Program

Agency Name: **Monona Terrace**

Agency Number: 11

Project Name	Capital Budget	Future Year Estimates				
	<u>2015</u>	<u>2016</u>	<u>2017</u>	<u>2018</u>	<u>2019</u>	<u>2020</u>
	0					
1 Building and Building Improvements	\$ 355,000	\$ 385,000	\$ 312,000	\$ 270,000	\$ 500,000	\$ 660,000
2 Machinery and Other Equipment	170,000	207,000	565,000	317,000	608,000	277,000
3 Bike Path Resurfacing	0	0	300,000	0	0	0
Total	<u>\$ 525,000</u>	<u>\$ 592,000</u>	<u>\$ 1,177,000</u>	<u>\$ 587,000</u>	<u>\$ 1,108,000</u>	<u>\$ 937,000</u>



**2015
Capital Budget
Expenditure Categories and Funding Sources**

Agency Name: **Monona Terrace**

Agency No.: 11

All Projects	Capital Budget	Future Year Estimates				
	<u>2015</u>	<u>2016</u>	<u>2017</u>	<u>2018</u>	<u>2019</u>	<u>2020</u>
Expenditures:	0					
Purchased Services	\$ 0	\$ 0	\$ 0	\$ 0	\$ 0	\$ 0
Materials & Supplies	0	0	0	0	0	0
Inter-Agency Charges	0	0	0	0	0	0
Loans	0	0	0	0	0	0
Professional Fees	0	0	0	0	0	0
Land & Land Improve	0	0	0	0	0	0
Building & Bldg Improve	355,000	385,000	312,000	270,000	500,000	660,000
Equipment and Vehicles	170,000	207,000	565,000	317,000	608,000	277,000
Other	0	0	300,000	0	0	0
Total Project Costs	<u>\$ 525,000</u>	<u>\$ 592,000</u>	<u>\$ 1,177,000</u>	<u>\$ 587,000</u>	<u>\$ 1,108,000</u>	<u>\$ 937,000</u>
Funding Sources:						
Federal Sources	\$ 0	\$ 0	\$ 0	\$ 0	\$ 0	\$ 0
State Sources	0	0	0	0	0	0
Impact Fees	0	0	0	0	0	0
Private Contributions	0	0	0	0	0	0
Revenue Bonds	0	0	0	0	0	0
Special Assessments	0	0	0	0	0	0
TIF Cash	0	0	0	0	0	0
County Sources	0	0	0	0	0	0
Reserves Applied	0	0	0	0	0	0
Other	525,000	592,000	1,177,000	587,000	1,108,000	937,000
Total Other Sources	<u>\$ 525,000</u>	<u>\$ 592,000</u>	<u>\$ 1,177,000</u>	<u>\$ 587,000</u>	<u>\$ 1,108,000</u>	<u>\$ 937,000</u>
G.O. General Fund	\$ 0	\$ 0	\$ 0	\$ 0	\$ 0	\$ 0
G.O. Non-General Fund	0	0	0	0	0	0
Total G.O. Debt	<u>\$ 0</u>	<u>\$ 0</u>	<u>\$ 0</u>	<u>\$ 0</u>	<u>\$ 0</u>	<u>\$ 0</u>
Estimated Annual Debt Service						
G.O. General Fund	\$ 0	\$ 0	\$ 0	\$ 0	\$ 0	\$ 0
G.O. Non-General Fund	0	0	0	0	0	0

Capital Budget

Monona Terrace

Building and Building Improvements Project No. 1 Acct. No. 810598

GO \$ 0
Other 355,000
\$ 355,000

Monona Terrace is maintained as a first-class convention center to enhance its reputation and revenue streams. The success of the facility is based on its marketability and its competitiveness both regionally and nationally. Monona Terrace must maintain and enhance the physical building, current fixtures and services in order to continue to meet and service the expectations of clients and guests. The building improvement request meets these expectations. A sample of projects include refurbishing the exterior marquee and the Olin Terrace tile project. There are currently no deferred maintenance projects to be addressed.

Machinery and Other Equipment Project No. 2 Acct. No. 810599

GO \$ 0
Other 170,000
\$ 170,000

The Machinery and Other Equipment projects are required to meet customer needs and maintain our marketability. Expenditures in this category include scheduled replacement of HVAC equipment, security monitoring equipment, and an overhaul on the main chiller tower.

Bike Path Resurfacing Project No. 3 Acct. No. 810663

GO \$ 0
Other 0
\$ 0

This is a project to fund resurface of the bike path where it has been damaged over time by the proximity to the lake among other reasons. Funding of \$300,000 is provided in 2017.

Project funding is from the Room Tax unless otherwise noted.

**2015
Capital Budget
Summary**

Agency Name: Monona Terrace

Agency Number: 11

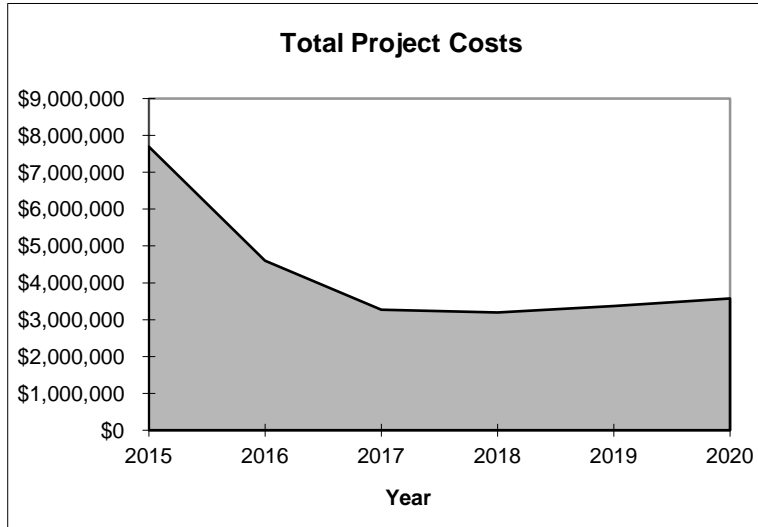
Project Name	Agency Request	Executive	Executive		
			G.O. Debt	Other Funding	Total
1 Building and Building Improvements	\$ 355,000	\$ 355,000	\$ 0	\$ 355,000	\$ 355,000
2 Machinery and Other Equipment	170,000	170,000	0	170,000	170,000
3 Bike Path Resurfacing	0	0	0	0	0
Total	\$ 525,000	\$ 525,000	\$ 0	\$ 525,000	\$ 525,000

**2015
Capital Budget
Capital Improvement Program**

Agency Name: Information Technology

Agency Number: 34

Project Name	Capital Budget	Future Year Estimates				
	<u>2015</u>	<u>2016</u>	<u>2017</u>	<u>2018</u>	<u>2019</u>	<u>2020</u>
1 Hardware and Software Upgrades	\$ 3,475,700	\$ 2,229,300	\$ 2,200,000	\$ 2,125,000	\$ 2,200,000	\$ 2,350,000
2 Network Security	270,000	250,000	250,000	250,000	250,000	275,000
3 Property Assessment System	500,000	0	0	0	0	0
4 Enterprise Financial System	2,466,000	500,000	0	0	0	0
5 Mobile Computing Laptops	233,000	200,000	200,000	200,000	200,000	220,000
6 Purchased Software Enhancements	350,000	400,000	400,000	400,000	500,000	500,000
7 Expand Fiber & Wireless Network	250,000	220,000	220,000	220,000	220,000	230,000
8 Tax System Replacement	0	300,000	0	0	0	0
9 Legislative System	0	500,000	0	0	0	0
10 Residential Internet Access Asst.	150,000	0	0	0	0	0
Total	\$ 7,694,700	\$ 4,599,300	\$ 3,270,000	\$ 3,195,000	\$ 3,370,000	\$ 3,575,000



**2015
Capital Budget
Expenditure Categories and Funding Sources**

Agency Name: **Information Technology**

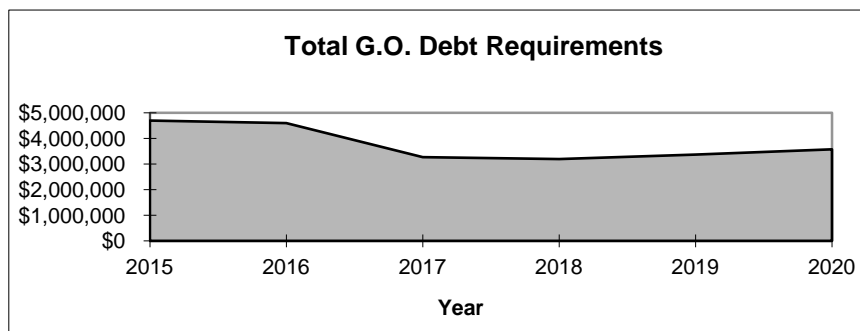
Agency No.: 34

All Projects	Capital Budget	Future Year Estimates				
	2015	2016	2017	2018	2019	2020
Expenditures:						
Purchased Services	\$ 3,931,000	\$ 1,395,000	\$ 895,000	\$ 895,000	\$ 920,000	\$ 955,000
Materials & Supplies	3,688,700	3,204,300	2,375,000	2,300,000	2,450,000	2,620,000
Inter-Agency Charges	0	0	0	0	0	0
Loans	0	0	0	0	0	0
Professional Fees	0	0	0	0	0	0
Land & Land Improve	0	0	0	0	0	0
Building & Bldg Improve	0	0	0	0	0	0
Equipment and Vehicles	75,000	0	0	0	0	0
Other	0	0	0	0	0	0
Total Project Costs	\$ 7,694,700	\$ 4,599,300	\$ 3,270,000	\$ 3,195,000	\$ 3,370,000	\$ 3,575,000

Funding Sources:						
Federal Sources	\$ 0	\$ 0	\$ 0	\$ 0	\$ 0	\$ 0
State Sources	0	0	0	0	0	0
Impact Fees	0	0	0	0	0	0
Private Contributions	0	0	0	0	0	0
Revenue Bonds	0	0	0	0	0	0
Special Assessments	0	0	0	0	0	0
TIF Cash	0	0	0	0	0	0
County Sources	0	0	0	0	0	0
Reserves Applied	0	0	0	0	0	0
Other	2,996,094	0	0	0	0	0
Total Other Sources	\$ 2,996,094	\$ 0	\$ 0	\$ 0	\$ 0	\$ 0

G.O. General Fund	\$ 4,698,606	\$ 4,599,300	\$ 3,270,000	\$ 3,195,000	\$ 3,370,000	\$ 3,575,000
G.O. Non-General Fund	0	0	0	0	0	0
Total G.O. Debt	\$ 4,698,606	\$ 4,599,300	\$ 3,270,000	\$ 3,195,000	\$ 3,370,000	\$ 3,575,000

Estimated Annual Debt Service						
G.O. General Fund	\$ 610,819	\$ 597,909	\$ 425,100	\$ 415,350	\$ 438,100	\$ 464,750
G.O. Non-General Fund	\$ 0	\$ 0	\$ 0	\$ 0	\$ 0	\$ 0



Capital Budget

Information Technology

Hardware and Software Upgrades Project No. 1 Acct. No. 810344

GO \$ 1,062,606
Other 2,413,094
\$ 3,475,700

This project funds equipment and software upgrades and expansion of the City's data, voice and storage network infrastructure; including servers, PC workstations, laptops, printers, scanners, network routers and switches, enterprise storage, network operating systems, network management software, purchased office software suites and development software. The upgrades are required for improved network performance, improved reliability, ease of administration, and security. Infrastructure upgrades funded in this project will provide the capability for the implementation of additional E-Government services, document imaging, and mobile computing in City agencies. In addition, this project includes funds for on-going camera and equipment replacements and upgrades for the Media Team (City Channel) camera systems and related equipment, including equipment to improve amplification during various meetings. Other funding is from a direct appropriation to capital from the General Fund. General Obligation debt of \$1,053,000 is reauthorized from 2014.

Network Security Project No. 2 Acct. No. 810534

GO \$ 270,000
Other 0
\$ 270,000

This is an ongoing project to maintain or improve the security posture of the City's computer network and the physical security of city-owned facilities and other physical security needs as identified by City agencies. Security improvements for desktop PC's; the City's fleet of mobile devices (which includes laptops, smartphones and tablets); network servers; access to the City network via City-owned wireless access points; and physical security of operation centers, wiring closets and other city-owned facilities. In addition to software and hardware purchases, this account is used to fund security assessments and consulting.

Property Assessment System Project No. 3 Acct. No. 810616

GO \$ 500,000
Other 0
\$ 500,000

This project funds the purchase of a new computer system for the administration of property assessment functions, specifically property data management, sales analysis, and property valuation. This project replaces an obsolete system from the mid-1990's with a modern Computer-Aided-Mass-Appraisal (CAMA) system that combines all assessment functions into one integrated program. General Obligation debt is reauthorized from 2014.

Enterprise Financial System Project No. 4 Acct. No. 810561

GO \$ 2,466,000
Other 0
\$ 2,466,000

This project funds the replacement of the City's financial, payroll and related systems for the Finance Department and will serve all City agencies. This system includes General Ledger, Payroll, Human Resource and related financial modules. This is a vendor supplied ERP (Enterprise Resource Planning) system. General Obligation debt includes \$150,000 reauthorized from 2014.

Mobile Computing Laptops Project No. 5 Acct. No. 810466

GO \$ 0
Other 233,000
\$ 233,000

This project enables the regular replacement of outdated mobile data laptop computers installed in Madison Police Department squad cars and Fire vehicles, as well as mobile devices used by other agencies. Other funding is from a direct appropriation to capital from the General Fund.

Purchased Software Enhancements Project No. **6** Acct. No. 810345

GO \$ 0
Other 350,000
\$ 350,000

This project enables the upgrade and enhancement of vendor supplied software and applications such as staff scheduling, legislation tracking, electronic document management system, point-of-sale, parks and recreation, smaller systems developed for various agencies, and related interfaces. In addition, as software usage grows there is often a need to purchase additional customer licenses. Other funding is from a direct appropriation to capital from the General Fund.

Expand Fiber & Wireless Network Project No. **7** Acct. No. 810495

GO \$ 250,000
Other 0
\$ 250,000

This project funds the installation of high-speed fiber optic cable or wireless connections to City facilities. The project allows the City to take advantage of comparatively low-cost wiring opportunities as they arise. Funds will also be used to provide electronics for lateral runs from the existing fiber network and to provide wireless point-to-point connections in areas where fiber runs are not cost effective.

Tax System Replacement Project No. **8** Acct. No. 0

GO \$ 0
Other 0
\$ 0

This project funds the purchase of a new computer system for the administration of the City's tax billing and collection processes.

Legislative System Project No. **9** Acct. No. 0

GO \$ 0
Other 0
\$ 0

This project funds the purchase of a new computer system for the administration of the City's legislative processes, including the tracking of committees and commissions.

Residential Internet Access Asst. Project No. **10** Acct. No. 810779

GO \$ 150,000
Other 0
\$ 150,000

This project provides funding for a pilot program to provide assistance to low income neighborhoods and families to obtain internet access. The bulk of the costs to close the "Digital Divide" will go to infrastructure. Other costs may include subsidized payments to commercial providers; cost sharing with other government agencies or social service providers; grant matching funds or in-kind costs; public outreach efforts; or program set up costs. General Obligation debt is reauthorized from 2014.

**2015
Capital Budget
Summary**

Agency Name: Information Technology

Agency Number: 34

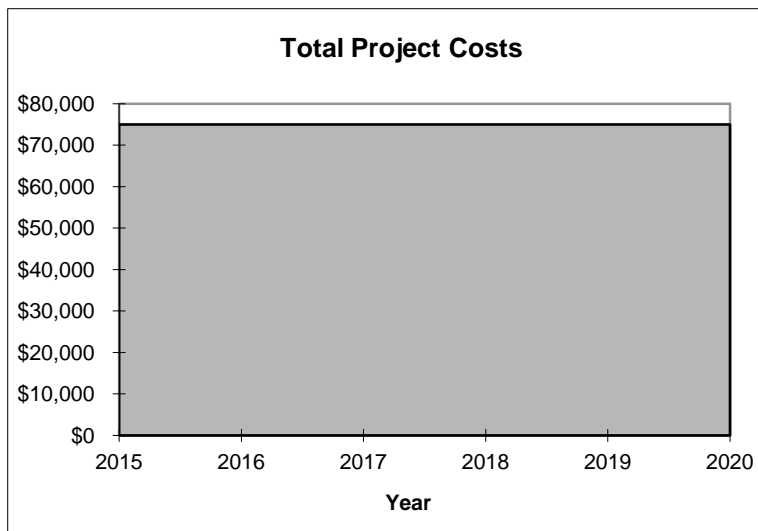
Project Name	Agency Request	Executive	Executive		
			G.O. Debt	Other Funding	Total
1 Hardware and Software Upgrades	\$ 2,410,700	\$ 3,475,700	\$ 1,062,606	\$ 2,413,094	\$ 3,475,700
2 Network Security	270,000	270,000	270,000	0	270,000
3 Property Assessment System	500,000	500,000	500,000	0	500,000
4 Enterprise Financial System	2,316,000	2,466,000	2,466,000	0	2,466,000
5 Mobile Computing Laptops	233,000	233,000	0	233,000	233,000
6 Purchased Software Enhancements	350,000	350,000	0	350,000	350,000
7 Expand Fiber & Wireless Network	250,000	250,000	250,000	0	250,000
8 Tax System Replacement	0	0	0	0	0
9 Legislative System	0	0	0	0	0
10 Residential Internet Access Asst.	0	150,000	150,000	0	150,000
Total	\$ 6,329,700	\$ 7,694,700	\$ 4,698,606	\$ 2,996,094	\$ 7,694,700

**2015
Capital Budget
Capital Improvement Program**

Agency Name: Miscellaneous

Agency Number: 91

Project Name	Capital Budget	Future Year Estimates				
	<u>2015</u>	<u>2016</u>	<u>2017</u>	<u>2018</u>	<u>2019</u>	<u>2020</u>
1 Henry Vilas Zoo	\$ 75,000	\$ 75,000	\$ 75,000	\$ 75,000	\$ 75,000	\$ 75,000
Total	<u>\$ 75,000</u>	<u>\$ 75,000</u>	<u>\$ 75,000</u>	<u>\$ 75,000</u>	<u>\$ 75,000</u>	<u>\$ 75,000</u>



**2015
Capital Budget
Expenditure Categories and Funding Sources**

Agency Name: **Miscellaneous**

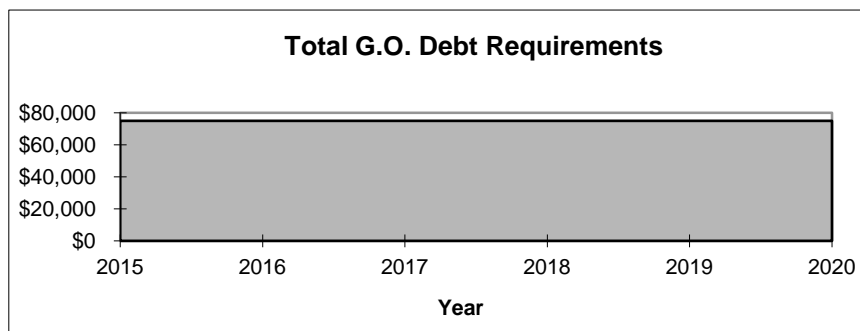
Agency No.: 91

All Projects	Capital Budget	Future Year Estimates				
	2015	2016	2017	2018	2019	2020
Expenditures:						
Purchased Services	\$ 75,000	\$ 75,000	\$ 75,000	\$ 75,000	\$ 75,000	\$ 75,000
Materials & Supplies	0	0	0	0	0	0
Inter-Agency Charges	0	0	0	0	0	0
Loans	0	0	0	0	0	0
Professional Fees	0	0	0	0	0	0
Land & Land Improve	0	0	0	0	0	0
Building & Bldg Improve	0	0	0	0	0	0
Equipment and Vehicles	0	0	0	0	0	0
Other	0	0	0	0	0	0
Total Project Costs	\$ 75,000	\$ 75,000	\$ 75,000	\$ 75,000	\$ 75,000	\$ 75,000

Funding Sources:						
Federal Sources	\$ 0	\$ 0	\$ 0	\$ 0	\$ 0	\$ 0
State Sources	0	0	0	0	0	0
Impact Fees	0	0	0	0	0	0
Private Contributions	0	0	0	0	0	0
Revenue Bonds	0	0	0	0	0	0
Special Assessments	0	0	0	0	0	0
TIF Cash	0	0	0	0	0	0
County Sources	0	0	0	0	0	0
Reserves Applied	0	0	0	0	0	0
Other	0	0	0	0	0	0
Total Other Sources	\$ 0	\$ 0	\$ 0	\$ 0	\$ 0	\$ 0

G.O. General Fund	\$ 75,000	\$ 75,000	\$ 75,000	\$ 75,000	\$ 75,000	\$ 75,000
G.O. Non-General Fund	0	0	0	0	0	0
Total G.O. Debt	\$ 75,000	\$ 75,000	\$ 75,000	\$ 75,000	\$ 75,000	\$ 75,000

Estimated Annual Debt Service						
G.O. General Fund	\$ 9,750	\$ 9,750	\$ 9,750	\$ 9,750	\$ 9,750	\$ 9,750
G.O. Non-General Fund	\$ 0	\$ 0	\$ 0	\$ 0	\$ 0	\$ 0



Capital Budget

Miscellaneous

Henry Vilas Zoo

Project No. 1 Acct. No. 810615

GO \$ 75,000
Other 0
\$ 75,000

This project provides funding for improvements to be made to the Henry Vilas Zoo. Under the current agreement, zoo operating costs are split between Dane County and the City of Madison on a 80/20 ratio, while capital costs are shared on a voluntary basis.

**2015
Capital Budget
Summary**

Agency Name: Miscellaneous

Agency Number: 91

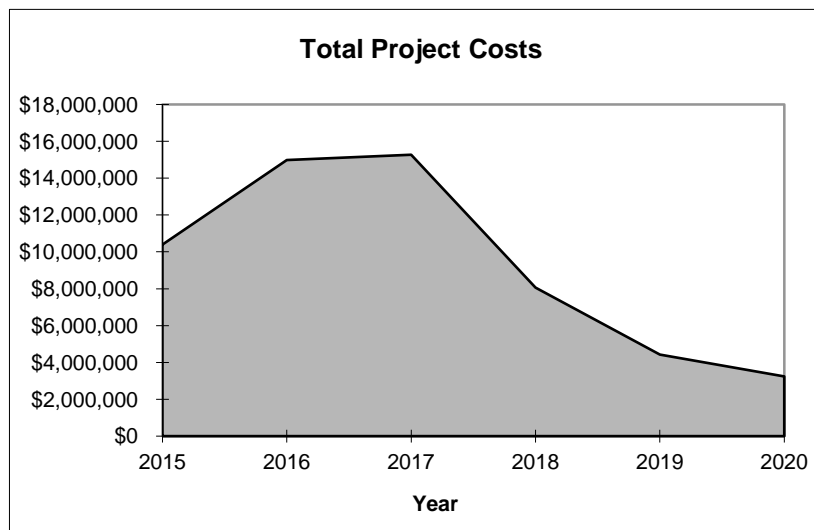
Project Name	Agency Request	Executive	Executive		Total
			G.O. Debt	Other Funding	
1 Henry Vilas Zoo	\$ 75,000	\$ 75,000	\$ 75,000	\$ 0	\$ 75,000
Total	<u>\$ 75,000</u>	<u>\$ 75,000</u>	<u>\$ 75,000</u>	<u>\$ 0</u>	<u>\$ 75,000</u>

2015 Capital Budget Capital Improvement Program

Agency Name: **Facilities Management**

Agency Number: **53**

Project Name	Capital Budget	Future Year Estimates				
	<u>2015</u>	<u>2016</u>	<u>2017</u>	<u>2018</u>	<u>2019</u>	<u>2020</u>
1 Energy Efficiency Improvements	\$ 380,000	\$ 240,000	\$ 250,000	\$ 260,000	\$ 270,000	\$ 280,000
2 Fairchild Building	0	0	700,000	0	0	0
3 General Building Improvements	540,000	240,000	250,000	260,000	270,000	280,000
4 City-County Building Improvements	406,200	100,000	100,000	100,000	100,000	100,000
5 Fire Building Improvements	558,200	657,000	295,000	450,000	380,000	465,000
6 Park Facility Improvements	1,585,000	700,000	700,000	700,000	700,000	700,000
7 Streets Facility Upgrades	724,600	1,380,000	440,000	1,180,000	125,000	190,000
8 MMB Renovation	4,080,000	10,645,000	10,040,000	4,110,000	1,060,000	0
9 Implement Sustainability Plan	1,000,000	1,000,000	1,000,000	1,000,000	1,000,000	1,000,000
10 Upgrades at Sayles Street - TE and PU	0	0	0	0	520,000	225,000
11 AED Installation	20,000	20,000	0	0	0	0
12 Downtown Public Toilet	300,000	0	0	0	0	0
13 City Channel Move and Remodel	800,000	0	0	0	0	0
14 CCB Renovations	0	0	1,495,000	0	0	0
Total	\$ 10,394,000	\$ 14,982,000	\$ 15,270,000	\$ 8,060,000	\$ 4,425,000	\$ 3,240,000



**2015
Capital Budget
Expenditure Categories and Funding Sources**

Agency Name: **Facilities Management**

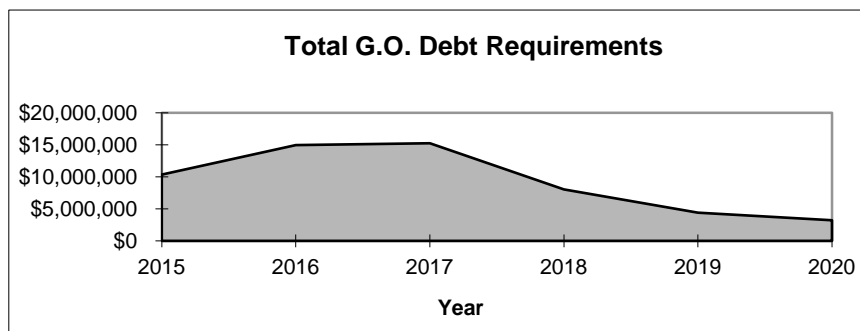
Agency No.: 53

All Projects	Capital Budget		Future Year Estimates			
	2015	2016	2017	2018	2019	2020
Expenditures:						
Purchased Services	\$ 0	\$ 0	\$ 0	\$ 0	\$ 0	\$ 0
Materials & Supplies	20,000	20,000	0	0	0	0
Inter-Agency Charges	0	0	0	0	0	0
Loans	0	0	0	0	0	0
Professional Fees	0	0	0	0	0	0
Land & Land Improve	0	0	0	0	0	0
Building & Bldg Improve	10,374,000	14,962,000	15,270,000	8,060,000	4,425,000	3,240,000
Equipment and Vehicles	0	0	0	0	0	0
Other	0	0	0	0	0	0
Total Project Costs	\$ 10,394,000	\$ 14,982,000	\$ 15,270,000	\$ 8,060,000	\$ 4,425,000	\$ 3,240,000

Funding Sources:						
Federal Sources	\$ 0	\$ 0	\$ 0	\$ 0	\$ 0	\$ 0
State Sources	20,000	20,000	20,000	20,000	20,000	20,000
Impact Fees	0	0	0	0	0	0
Private Contributions	0	0	0	0	0	0
Revenue Bonds	0	0	0	0	0	0
Special Assessments	0	0	0	0	0	0
TIF Cash	0	0	0	0	0	0
County Sources	0	0	0	0	0	0
Reserves Applied	0	0	0	0	0	0
Other	20,000	0	0	0	0	0
Total Other Sources	\$ 40,000	\$ 20,000	\$ 20,000	\$ 20,000	\$ 20,000	\$ 20,000

G.O. General Fund	\$ 10,354,000	\$ 14,962,000	\$ 15,250,000	\$ 8,040,000	\$ 4,405,000	\$ 3,220,000
G.O. Non-General Fund	0	0	0	0	0	0
Total G.O. Debt	\$ 10,354,000	\$ 14,962,000	\$ 15,250,000	\$ 8,040,000	\$ 4,405,000	\$ 3,220,000

Estimated Annual Debt Service						
G.O. General Fund	\$ 1,346,020	\$ 1,945,060	\$ 1,982,500	\$ 1,045,200	\$ 572,650	\$ 418,600
G.O. Non-General Fund	\$ 0	\$ 0	\$ 0	\$ 0	\$ 0	\$ 0



Capital Budget

Facilities Management

Energy Efficiency Improvements Project No. **1** Acct. No. 810604

GO \$ 360,000
Other 20,000
\$ 380,000

This project will fund energy efficiency improvements for City buildings. Projects include upgrading facilities with energy efficient HVAC systems and controls, lighting systems, and air sealing and insulating facilities. All of these projects yield a two to seven year payback. Other funding is grant funding through Focus on Energy. General Obligation debt includes \$150,000 reauthorized from 2014.

Fairchild Building Project No. **2** Acct. No. 810705

GO \$ 0
Other 0
\$ 0

This project is to fund the replacement of a steam boiler. Funding will be used to replace the steam boiler with a more energy efficient hot water boiler and new controls will be installed. Currently there is no way to zone heat in the building.

General Building Improvements Project No. **3** Acct. No. 810595

GO \$ 540,000
Other 0
\$ 540,000

This project will maintain the numerous buildings that Facilities Management maintains. Funding in the account is available to deal with unanticipated capital repairs that may need to be made throughout the year such as emergency repairs to electrical, HVAC, and roof issues. This project also includes funding for architectural/engineering studies related to City buildings. General Obligation debt includes \$310,000 reauthorized from 2014.

City-County Building Improvements Project No. **4** Acct. No. 810621

GO \$ 406,200
Other 0
\$ 406,200

This project represents the City's share of renovations scheduled for the City-County Building (CCB). The major items include renovation of the HVAC and electrical systems. Projects in 2015 include modernizing the main bank of elevators and replacement of ceiling tile in the hallways of CCB. General Obligation debt includes \$300,000 reauthorized from 2014.

Fire Building Improvements Project No. **5** Acct. No. 810713

GO \$ 558,200
Other 0
\$ 558,200

This project makes miscellaneous improvements to Fire Stations. Projects planned for 2015 include: add a boiler in Station #3; new furnaces in Station #4 and Station #6; upgrade make-up air to improve energy efficiency in Station #5; new condensers in Station #7 and Station #9; and air conditioning upgrades in Station #8. Storage sheds will be added to fire stations as needed. General Obligation debt includes \$126,200 reauthorized from 2014.

Park Facility Improvements Project No. **6** Acct. No. 810714

GO \$ 1,585,000
Other 0
\$ 1,585,000

This project makes improvements to parks facilities. Projects in 2015 include building a new restroom at Lake Edge, design of a restroom at Esther Beach, restoration of the historical steps at Nakoma Park, a new roof at the Forest Hill Cemetery vault, restoration of the mausoleum, park lighting upgrades and new boilers at Olbrich. Projects for 2016 will include construction of Esther Beach restrooms, design of the Walter Street restrooms and additional HVAC work at Olbrich which will include solar hot water. Projects in 2017 include replacement of the Walter Street restrooms and finishing up HVAC work at Olbrich and new park lighting. General Obligation debt includes \$720,000 reauthorized from 2014.

Streets Facility UpgradesProject No. **7** Acct. No. 810715

GO \$ 724,600
 Other 0
\$ 724,600

This project makes improvements to Streets Division Facilities. Projects in 2015 include replacing large fresh air intakes at East and West Streets locations, replacing the generator at East and designing the remodel of the East office area. Remodeling the East Streets office will occur in 2016. Projects in 2017 include design for a West remodel, replacement of the West generator and heating replacement at West. Remodeling the West offices will occur in 2018. Projects in 2019 and 2020 include electrical upgrades and heating upgrades. General Obligation debt includes \$344,600 reauthorized from 2014.

MMB RenovationProject No. **8** Acct. No. 810749

GO \$ 4,080,000
 Other 0
\$ 4,080,000

This project is a rehabilitation effort to reestablish the Madison Municipal Building (MMB) as a healthy, productive, and pleasant environment both inside and out, for City staff and visitors alike. There are many issues regarding the condition of the building, including deterioration of the exterior, antiquated HVAC, overloaded electrical system, and neglected interior space. This project began in 2014 with funding for programming and design; design continues through 2015 with construction of MMB in 2016 through 2018. Installation of furnishings, fixtures and equipment and staff occupancy is scheduled for late 2018 early 2019. General Obligation debt includes \$1,870,000 reauthorized from 2014.

Implement Sustainability PlanProject No. **9** Acct. No. 810778

GO \$ 1,000,000
 Other 0
\$ 1,000,000

This funding will be used to implement the Madison Sustainability Plan by launching a program called "Madison Megawatt - Solar Generated and Energy Saved for Community Resilience" with a goal of generating a megawatt of renewable energy and reducing a megawatt of energy use by 2020. Projects include significant solar installations and energy efficiency programs.

Upgrades at Sayles Street - TE and PUProject No. **10** Acct. No. 810698

GO \$ 0
 Other 0
\$ 0

This project will remodel the Sayles Street Traffic Engineering Facility after the Radio Shop moves out to relocate at the new Fleet Service site. Upgrades will include HVAC and major remodeling.

AED InstallationProject No. **11** Acct. No. 810780

GO \$ 0
 Other 20,000
\$ 20,000

This project will purchase and install AED's throughout City buildings. Facilities Management worked with the Fire Department to determine the priorities for purchasing and installing AED's that are compatible MFD's AED's. Other funding is from a direct appropriation to capital from the General Fund.

Downtown Public ToiletProject No. **12** Acct. No. 810781

GO \$ 300,000
 Other 0
\$ 300,000

This project provides funding for planning and construction of at least one permanent full time publicly accessible toilet to be located in the core downtown area. A public toilet would be an amenity to downtown visitors, residents and businesses and will reduce ongoing maintenance and public safety resource needs. Planning and public discussions will determine the best location, maintenance costs, management plan, and configuration. General Obligation debt is reauthorized from 2014.

City Channel Move and Remodel

Project No. **13**

Acct. No. 810646

GO \$ 800,000
Other 0
\$ 800,000

Moving City Channel out of MMB and closer to the rest of Information Technology will provide for better coordination and for the current City Channel space to be used in a more efficient way. This project funds the purchase of space in CCB, construction, and the purchase of needed furniture, fixtures, general equipment and studio equipment.

CCB Renovations

Project No. **14**

Acct. No. 810802

GO \$ 0
Other 0
\$ 0

This project will remodel various agencies in CCB that need to be updated including Human Resources, City Assessors, Mayor's Office and Finance. The remodel may include ceiling, lighting, walls, and HVAC.

**2015
Capital Budget
Summary**

Agency Name: Facilities Management

Agency Number: 53

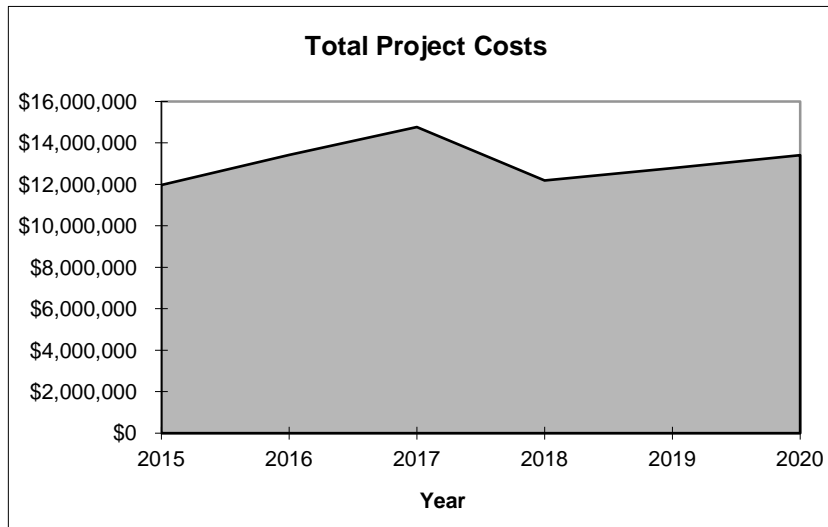
Project Name	Agency Request	Executive	Executive		
			G.O. Debt	Other Funding	Total
1 Energy Efficiency Improvements	\$ 230,000	\$ 380,000	\$ 360,000	\$ 20,000	\$ 380,000
2 Fairchild Building	0	0	0	0	0
3 General Building Improvements	330,000	540,000	540,000	0	540,000
4 City-County Building Improvements	406,200	406,200	406,200	0	406,200
5 Fire Building Improvements	532,000	558,200	558,200	0	558,200
6 Park Facility Improvements	1,500,000	1,585,000	1,585,000	0	1,585,000
7 Streets Facility Upgrades	580,000	724,600	724,600	0	724,600
8 MMB Renovation	4,050,000	4,080,000	4,080,000	0	4,080,000
9 Implement Sustainability Plan	1,000,000	1,000,000	1,000,000	0	1,000,000
10 Upgrades at Sayles Street - TE and PU	0	0	0	0	0
11 AED Installation	20,000	20,000	0	20,000	20,000
12 Downtown Public Toilet	300,000	300,000	300,000	0	300,000
13 City Channel Move and Remodel	0	800,000	800,000	0	800,000
14 CCB Renovations	0	0	0	0	0
Total	\$ 8,948,200	\$ 10,394,000	\$ 10,354,000	\$ 40,000	\$ 10,394,000

2015 Capital Budget Capital Improvement Program

Agency Name: **Sewer Utility**

Agency Number: 54

Project Name	Capital Budget	Future Year Estimates				
	<u>2015</u>	<u>2016</u>	<u>2017</u>	<u>2018</u>	<u>2019</u>	<u>2020</u>
1 Equipment & Vehicles	\$ 754,000	\$ 767,000	\$ 805,000	\$ 845,000	\$ 887,000	\$ 931,350
2 Trenchless Sewer Rehab	1,320,000	1,390,000	1,460,000	1,530,000	1,606,500	1,686,825
3 Engineering Service Building	66,200	69,500	73,000	76,600	80,400	84,420
4 Sewer Reconstruction	7,320,530	9,183,600	11,933,450	9,273,000	9,730,400	10,210,000
5 Additions to Collection System	415,000	150,000	150,000	111,000	117,000	122,000
6 Lift Station Rehabilitations	70,000	56,000	59,000	62,000	66,000	70,000
7 Infiltration & Inflow Improvemt Prog.	175,000	175,000	175,000	175,000	175,000	175,000
8 Felland Area Sewer Ext. to Nelson Rd.	0	1,000,000	0	0	0	0
9 Sewer Access Improvements	100,000	105,000	111,000	117,000	123,000	130,000
10 Pumpkin Hollow Impact Fee District	0	525,000	0	0	0	0
11 East Washington Sewer Rehab.	1,250,000	0	0	0	0	0
12 Lower Badger Mill Impact Fee Dist.	500,000	0	0	0	0	0
Total	<u>\$ 11,970,730</u>	<u>\$ 13,421,100</u>	<u>\$ 14,766,450</u>	<u>\$ 12,189,600</u>	<u>\$ 12,785,300</u>	<u>\$ 13,409,595</u>



**2015
Capital Budget
Expenditure Categories and Funding Sources**

Agency Name: **Sewer Utility**

Agency No.: 54

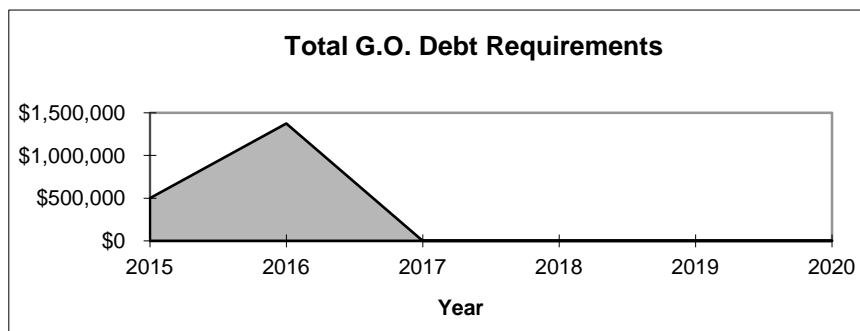
All Projects	Capital Budget	Future Year Estimates				
	2015	2016	2017	2018	2019	2020
Expenditures:						
Purchased Services	\$ 100,000	\$ 105,000	\$ 111,000	\$ 117,000	\$ 123,000	\$ 130,000
Materials & Supplies	0	0	0	0	0	0
Inter-Agency Charges	0	0	0	0	0	0
Loans	0	0	0	0	0	0
Professional Fees	0	0	0	0	0	0
Land & Land Improve	11,050,530	12,479,600	13,777,450	11,151,000	11,694,900	12,263,825
Building & Bldg Improve	66,200	69,500	73,000	76,600	80,400	84,420
Equipment and Vehicles	754,000	767,000	805,000	845,000	887,000	931,350
Other	0	0	0	0	0	0
Total Project Costs	\$ 11,970,730	\$ 13,421,100	\$ 14,766,450	\$ 12,189,600	\$ 12,785,300	\$ 13,409,595

Funding Sources:						
Federal Sources	\$ 0	\$ 0	\$ 0	\$ 0	\$ 0	\$ 0
State Sources	0	0	0	0	0	0
Impact Fees	0	0	0	0	0	0
Private Contributions	10,000	0	0	0	0	0
Revenue Bonds	10,131,730	10,868,100	13,641,450	11,054,600	11,592,300	12,156,245
Special Assessments	415,000	250,000	150,000	111,000	117,000	122,000
TIF Cash	0	0	0	0	0	0
County Sources	0	0	0	0	0	0
Reserves Applied	914,000	928,000	975,000	1,024,000	1,076,000	1,131,350
Other	0	0	0	0	0	0
Total Other Sources	\$ 11,470,730	\$ 12,046,100	\$ 14,766,450	\$ 12,189,600	\$ 12,785,300	\$ 13,409,595

G.O. General Fund	\$ 0	\$ 0	\$ 0	\$ 0	\$ 0	\$ 0
G.O. Non-General Fund	500,000	1,375,000	0	0	0	0
Total G.O. Debt	\$ 500,000	\$ 1,375,000	\$ 0	\$ 0	\$ 0	\$ 0

Estimated Annual Debt Service

G.O. General Fund	\$ 0	\$ 0	\$ 0	\$ 0	\$ 0	\$ 0
G.O. Non-General Fund	\$ 65,000	\$ 178,750	\$ 0	\$ 0	\$ 0	\$ 0



Capital Budget

Sewer Utility

Equipment & Vehicles

Project No. 1 Acct. No. 810323

GO \$ 0
Other 754,000
\$ 754,000

This item is for the replacement of existing vehicles and equipment that have exceeded their useful life and for the addition of new vehicles and equipment used to monitor, maintain and repair the City's Sanitary Sewers. This amount represents only the Sewer Utility portion of cost.

Trenchless Sewer Rehab

Project No. 2 Acct. No. 810503

GO \$ 0
Other 1,320,000
\$ 1,320,000

This project rehabilitates failing sewers that meet certain criteria but do not necessitate the need for a complete replacement by means of open cutting. New technology allows the lining of existing sewer mains using cameras and remote controlled tools. Some are also rehabilitated (or lined) to address inflow and infiltration problems, where clear water flow enters the sewer system, reducing pipe capacity and increasing treatment costs. The amount budgeted will repair approximately seven miles of sewer main at a number of strategically selected locations, based on citywide need. This item may also include replacement of inaccessible sewers by a 'direct bore' method, which is a relatively new technology for replacement of gravity sewer mains. Backyard sewer mains are a focus.

Engineering Service Building

Project No. 3 Acct. No. 810648

GO \$ 0
Other 66,200
\$ 66,200

This project is for the replacement of existing mechanical equipment within the Engineering Service Building that has outlived its useful life and additions/upgrades to the Engineering Service Building. Cost represents Sewer Utility portion only. \$63,000 in Revenue Bond Proceeds is reauthorized from 2014.

Sewer Reconstruction

Project No. 4 Acct. No. 810332

GO \$ 0
Other 7,320,530
\$ 7,320,530

This project involves the replacement of older, problematic sewers in coordination with the City's Street Reconstruction and Pavement Management Program or as 'stand alone' projects. Typically this provides for the replacement of clay sewers that are difficult to maintain, nearing the end of their service life, have a significant repair costs, or are undersized. Also, the Sewer Utility encourages residents to replace the portion of their sewer lateral that lies within the public right-of-way by offering to fund 75% of the cost. Six-inch mains under streets that are being reconstructed will be replaced because they do not meet current codes. Sewers beneath streets being resurfaced are evaluated for replacement on a case-by-case basis. \$2 million in Revenue Bond Proceeds is reauthorized from 2014.

Additions to Collection System

Project No. 5 Acct. No. 810335

GO \$ 0
Other 415,000
\$ 415,000

This project is for construction of assessable sewer facilities for new development, including easement acquisition where applicable. These project locations and schedules are typically development driven and may come up with short notice. Known projects anticipated for 2015 include Bear Claw Way (Brader to Cobalt) and Wilrich Street (Bear Claw to West 900 feet). Other projects are anticipated. \$50,000 in Assessment funding is reauthorized from 2014.

Lift Station RehabilitationsProject No. **6** Acct. No. 810334

GO \$ 0
 Other 70,000
\$ 70,000

This project is for capitalized repair and rehabilitation of the Sewer Utility's 29 wastewater lift stations and force mains. This item also covers any unanticipated major repairs and equipment replacement. The capital items that are planned for 2015 include replacement of inefficient motors and pumps. The American Family Lift Station at 4747 Eastpark Boulevard is also planned for 2015. The pumps will be upgraded to increase pumping capacity and to better handle rags and solids anticipated from the new hospital which will be open in 2015. The hospital will contribute \$10,000 to this \$40,000 upgrade. \$50,000 in Utility Reserves Funding is reauthorized from 2014.

Infiltration & Inflow Improvemt Prog.Project No. **7** Acct. No. 810333

GO \$ 0
 Other 175,000
\$ 175,000

This project is for the continuing work on sewer inflow and infiltration problems in specific areas. In 2012, a staff study outlined major improvements required for an area in the near east that experiences occasional sewer flooding problems. The problems are in the area of Johns St & Cottage Grove Rd and also Lake Edge Blvd & Hegg Ave. Improvements based on the study began in 2013 and are planned to continue through 2021 (improvements budgeted separately). Funding in 2015 will support further study of this area as well as the Truax area that has been noted during large rain events. Other areas of emphasis are the Waunona Way area and the failure of chimney seals in Sewer Access Structures (manholes). \$50,000 in Revenue Bonds is reauthorized from 2014.

Felland Area Sewer Ext. to Nelson Rd.Project No. **8** Acct. No. 810548

GO \$ 0
 Other 0
\$ 0

This project will extend sanitary sewer service from the intersection of Burke Road and Felland Road, north to Nelson Road in order to serve the Nelson Neighborhood. This project will also relieve the Nelson Road Lift Station which is nearing capacity. In 2008, an Impact Fee District was established to recover the costs of this project. The easement acquisitions have been completed, and construction is scheduled for 2015; however the anticipated construction year may be revised as development dictates.

Sewer Access ImprovementsProject No. **9** Acct. No. 810623

GO \$ 0
 Other 100,000
\$ 100,000

This project will establish permanent sewer maintenance access roads, trails, or paths in areas where access was not well established with initial installation or where access has gradually declined due to numerous factors. This project shall cover surveys, extensive neighborhood coordination, tree removals as needed, constructing gravel road base, and restoration including some tree replacements. Known problem locations include: Dovetail Subdivision; Swanson siphon west of Grimm Street; Hayes Road and Portage Road easement to the Interstate; Easement along north line of Edna Taylor Park; Tree Lane stream crossing. Problem areas shall be assessed and prioritized on an ongoing basis, along with other problem areas that may be encountered. \$50,000 in Reserves is reauthorized from 2014.

Pumpkin Hollow Impact Fee District Project No. **10** Acct. No. NEW

GO \$ 0
 Other 0
 \$ 0

This project will extend sanitary sewer service from the west side of the Interstate Highway south of Hoepker Road to the East side of the Interstate and then northerly to Hoepker Road. This will allow for development of the Pumpkin Hollow Neighborhood. Easements have been obtained but the Impact Fee District is not yet established. The project will proceed once there exists a resurgence in development interest. Construction is tentatively planned for 2016, however the anticipated construction year may be revised if development dictates.

East Washington Sewer Rehab. Project No. **11** Acct. No. NEW

GO \$ 0
 Other 1,250,000
 \$ 1,250,000

This project will rehabilitate a major sewer interceptor located within East Washington Avenue, from Blount Street to the Yahara River. The existing sewer is 24" and 30" diameter, concrete sewer, installed in 1949. While structurally sound, the inside sewer lining has experienced chemical deterioration of the concrete, leaving portions of the structural steel exposed and subject to more rapid degradation. This project will rehabilitate the existing line, primarily using trenchless technology methods that will not be disruptive to the right of way surface. The work may be completed together with work planned by the Madison Metropolitan Sewerage District.

Lower Badger Mill Impact Fee Dist. Project No. **12** Acct. No. 810550

GO \$ 500,000
 Other 0
 \$ 500,000

This project will continue the extension of sanitary sewer to serve the Lower Badger Mill Creek Watershed. Previously completed work includes a new lift station at Mid Town Road and the extension of sanitary sewer from Mid Town Road to Valley View Road. The remaining work in this project includes a the west branch sewer extension from Valley View Road to Mineral Point Road, scheduled for 2014, and the east branch sewer extension from Valley View Road to the South Point Lift Station. Ultimately, the project will provide additional capacity for new development. Property acquisitions for the west branch were completed in 2012. Funding consists of \$500,000 of G.O. debt, reimbursable from impact fees, which has been reauthorized from the 2014 Capital Budget.

**2015
Capital Budget
Summary**

Agency Name: Sewer Utility

Agency Number: 54

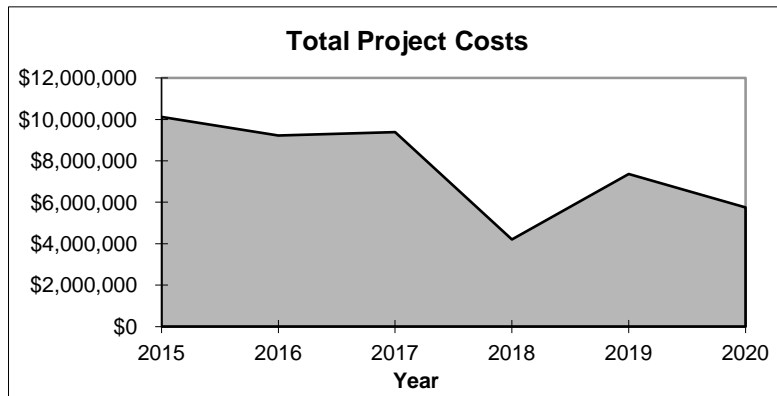
Project Name	Agency Request	Executive	Executive		
			G.O. Debt	Other Funding	Total
1 Equipment & Vehicles	\$ 754,000	\$ 754,000	\$ 0	\$ 754,000	\$ 754,000
2 Trenchless Sewer Rehab	1,320,000	1,320,000	0	1,320,000	1,320,000
3 Engineering Service Building	66,200	66,200	0	66,200	66,200
4 Sewer Reconstruction	9,990,000	7,320,530	0	7,320,530	7,320,530
5 Additions to Collection System	415,000	415,000	0	415,000	415,000
6 Lift Station Rehabilitations	70,000	70,000	0	70,000	70,000
7 Infiltration & Inflow Improvemnt Prog.	175,000	175,000	0	175,000	175,000
8 Felland Area Sewer Ext. to Nelson Rd.	0	0	0	0	0
9 Sewer Access Improvements	100,000	100,000	0	100,000	100,000
10 Pumpkin Hollow Impact Fee District	0	0	0	0	0
11 East Washington Sewer Rehab.	1,250,000	1,250,000	0	1,250,000	1,250,000
12 Lower Badger Mill Impact Fee Dist.	0	500,000	500,000	0	500,000
Total	\$ 14,140,200	\$ 11,970,730	\$ 500,000	\$ 11,470,730	\$ 11,970,730

**2015
Capital Budget
Capital Improvement Program**

Agency Name: **Eng. - Bicycle and Pedestrian**

Agency Number: 53L

Project Name	Capital Budget	Future Year Estimates				
	<u>2015</u>	<u>2016</u>	<u>2017</u>	<u>2018</u>	<u>2019</u>	<u>2020</u>
1 Bikeways & Misc. Improvements	\$ 900,000	\$ 551,000	\$ 579,000	\$ 608,000	\$ 630,000	\$ 670,000
2 Ped/Bike Infrastructure Enhancemnt.	210,000	221,000	232,000	244,000	256,000	269,000
3 Safe Routes to School	79,000	83,000	87,000	91,000	96,000	101,000
4 Sidewalk Program	3,850,000	2,205,000	2,316,000	2,432,000	2,554,000	2,682,000
5 Cannonball Bike Trail	710,000	0	0	0	0	0
6 Cap. City Trail Buckeye Ext.: Seg. 1	310,000	140,000	0	0	0	0
7 Cap. City Trail Buckeye Ext.: Seg. 3	0	340,000	640,000	0	0	0
8 Cap. City Trail Buckeye Ext.: Seg. 4	20,000	140,000	290,000	0	0	0
9 Cap. City Trail Buckeye Ext.: Seg. 5	0	130,000	0	0	0	0
10 Good Neighbor Trail	0	0	0	230,000	0	1,000,000
11 Goodman Path: Cap City Pth Milw St	840,000	0	0	0	0	0
12 Goodman Path: Powers Ave to 30	1,370,000	500,000	0	0	0	0
13 Huxley Cut Off (Oscar Mayer Path)	0	0	0	0	0	250,000
14 Ice Age Junction Path Bridge	220,000	0	2,190,000	0	0	0
15 Ice Age Jcnctn Path (CTH M)	0	2,570,000	0	0	0	0
16 Ice Age Junction Trail	470,000	0	0	0	0	0
17 Junction Ridge Ped/Bike Overpass	0	0	220,000	0	3,580,000	0
18 Lake Mendota Path	0	75,000	75,000	0	0	0
19 Menomonie Lane Ped/Bike Bridge	0	0	0	0	250,000	0
20 W Towne Path, Gammon Rd Underpas	200,000	0	2,500,000	0	0	0
21 W Towne Bike Path Gam. to High Pt	620,000	1,280,000	0	0	0	0
22 W Towne Bike Path High Pt Junction	0	0	260,000	600,000	0	0
23 Whitney Way Bike Crossing	25,000	0	0	0	0	0
24 Bike Station	0	990,000	0	0	0	0
25 Ice Age Jcnctn Path (CTH M)	300,000	0	0	0	0	0
26 Pleasant View Path	0	0	0	0	0	0
27 Ridgewood Path	0	0	0	0	0	780,000
Total	\$ 10,124,000	\$ 9,225,000	\$ 9,389,000	\$ 4,205,000	\$ 7,366,000	\$ 5,752,000



**2015
Capital Budget
Expenditure Categories and Funding Sources**

Agency Name: **Eng. - Bicycle and Pedestrian**

Agency No.: 53L

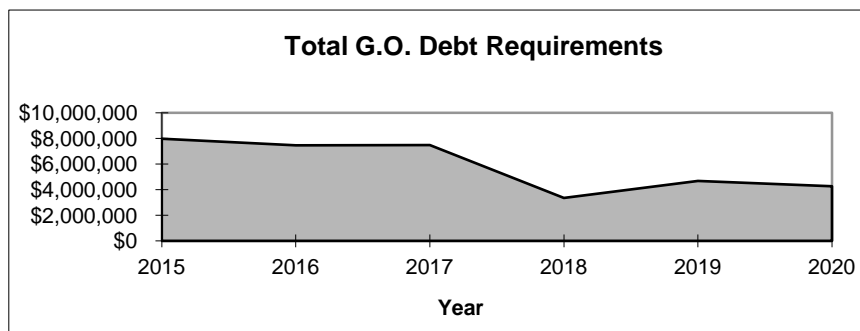
All Projects	Capital Budget	Future Year Estimates				
	2015	2016	2017	2018	2019	2020
Expenditures:						
Purchased Services	\$ 0	\$ 0	\$ 0	\$ 0	\$ 0	\$ 0
Materials & Supplies	0	0	0	0	0	0
Inter-Agency Charges	0	0	0	0	0	0
Loans	0	0	0	0	0	0
Professional Fees	0	0	0	0	0	0
Land & Land Improve	10,124,000	9,225,000	9,389,000	4,205,000	7,366,000	5,752,000
Building & Bldg Improve	0	0	0	0	0	0
Equipment and Vehicles	0	0	0	0	0	0
Other	0	0	0	0	0	0
Total Project Costs	\$ 10,124,000	\$ 9,225,000	\$ 9,389,000	\$ 4,205,000	\$ 7,366,000	\$ 5,752,000

Funding Sources:						
Federal Sources	\$ 0	\$ 0	\$ 0	\$ 0	\$ 1,790,000	\$ 546,000
State Sources	0	0	0	0	0	0
Impact Fees	0	0	0	0	0	0
Private Contributions	385,600	0	0	0	0	0
Revenue Bonds	0	0	0	0	0	0
Special Assessments	1,500,000	772,000	811,000	852,000	895,000	940,000
TIF Cash	150,000	0	0	0	0	0
County Sources	110,000	0	1,095,000	0	0	0
Reserves Applied	0	0	0	0	0	0
Other	0	990,000	0	0	0	0
Total Other Sources	\$ 2,145,600	\$ 1,762,000	\$ 1,906,000	\$ 852,000	\$ 2,685,000	\$ 1,486,000

G.O. General Fund	\$ 7,978,400	\$ 7,463,000	\$ 7,483,000	\$ 3,353,000	\$ 4,681,000	\$ 4,266,000
G.O. Non-General Fund	0	0	0	0	0	0
Total G.O. Debt	\$ 7,978,400	\$ 7,463,000	\$ 7,483,000	\$ 3,353,000	\$ 4,681,000	\$ 4,266,000

Estimated Annual Debt Service

G.O. General Fund	\$ 1,037,192	\$ 970,190	\$ 972,790	\$ 435,890	\$ 608,530	\$ 554,580
G.O. Non-General Fund	\$ 0	\$ 0	\$ 0	\$ 0	\$ 0	\$ 0



Capital Budget

Eng. - Bicycle and Pedestrian

Bikeways & Misc. Improvements Project No. **1** Acct. No. 810375

GO \$ 900,000
Other 0
\$ 900,000

The Bikeways Program includes various types of bicycle related improvements throughout the City including resurfacing of existing bike paths (priority ranked based on pavement ratings). Funding includes \$400,000 for land acquisition for the Ridgewood Overpass of STH 30. If land is not secured for the Ridgewood Overpass, it is likely a building will be constructed where the overpass ramp will land and this project will become impractical in the future, precluding pedestrian and bike connection for the neighborhood.

Ped/Bike Infrastructure Enhancemnt. Project No. **2** Acct. No. 810700

GO \$ 210,000
Other 0
\$ 210,000

This project will construct bike boulevards and other pedestrian and bike enhancements. This project is managed by Traffic Engineering.

Safe Routes to School Project No. **3** Acct. No. 810657

GO \$ 79,000
Other 0
\$ 79,000

Safe Routes to School (SRTS) is an international movement that promotes walking and bicycling to school by improving the infrastructure surrounding schools that reduce motor vehicle speeds; decrease potential conflict between bicyclists, pedestrians and motor vehicles; and establish safer and fully accessible crossings, walkways, trails, and bikeways. Funding for this project is for signs, lighting, curb ramps, short sidewalk segments, islands, pavement retreatments, and traffic calming installations. In addition, funds may be used to improve access to City parks. This project is managed by Traffic Engineering.

Sidewalk Program Project No. **4** Acct. No. 810376

GO \$ 2,200,000
Other 1,650,000
\$ 3,850,000

The sidewalk program consists of the repair of defective sidewalk, incidental repair of curb and gutter, and installation of new sidewalk as requested by property owners or as ordered by the Common Council. The program is also used to install handicap ramps and fund the Sidewalk Rebate Program. Continual repair of City sidewalks is required to maintain them in a safe condition and reduce the chance of injuries due to defective sidewalks. Each year the sidewalk repair program repairs sidewalk in two aldermanic districts, therefore all sidewalks are evaluated and repaired every 10 years. Plans for 2015 include ordered sidewalk repairs in Districts 10 and 20, citywide requests, State Street repairs and Langdon Street from Henry Street to Carroll Street. Other funding is from Special Assessments (\$1,500,000) and TID #32 cash (\$150,000).

Cannonball Bike Trail Project No. **5** Acct. No. 810375

GO \$ 710,000
Other 0
\$ 710,000

This project funds phase 6 of the Cannonball Trail and will construct a bike path from Fish Hatchery Road to Wingra Path.

Cap. City Trail Buckeye Ext.: Seg. 1 Project No. **6** Acct. No. 810379

GO \$ 310,000
Other 0
\$ 310,000

Segment 1: Buckeye Road to Dondee Road (on north side of railroad).
Design and Right of Way Acquisition Year: 2015.
Construction Year: 2016.

This project is a paved multi-use (bicycle / pedestrian) path that will extend the Capital City Trail from Buckeye Road to Interstate 39 on the southeast side of Madison, generally following the corridor of the Union Pacific rail line. This segment is an important piece of the remaining six mile gap between the Capital City Trail and the Glacial Drumlin State Trail in the Village of Cottage Grove.

Cap. City Trail Buckeye Ext.: Seg. 3 Project No. **7** Acct. No. 810379

GO \$ 0
Other 0
\$ 0

Segment 3: Dondee Road to Vondron Road (on south side of railroad).
Design and Right of Way Acquisition Year: 2016.
Construction Year: 2017.

This project is a paved multi-use (bicycle / pedestrian) path that will extend the Capital City Trail from Buckeye Road to Interstate 39 on the southeast side of Madison, generally following the corridor of the Union Pacific rail line. This segment is an important piece of the remaining six mile gap between the Capital City Trail and the Glacial Drumlin State Trail in the Village of Cottage Grove.

Cap. City Trail Buckeye Ext.: Seg. 4 Project No. **8** Acct. No. 810379

GO \$ 20,000
Other 0
\$ 20,000

Segment 4: Vondron Road to Wagon Trail (on south side of railroad).
Design and Right of Way Acquisition Year: 2015 and 2016.
Construction Year: 2017.

This project is a paved multi-use (bicycle / pedestrian) path that will extend the Capital City Trail from Buckeye Road to Interstate 39 on the southeast side of Madison, generally following the corridor of the Union Pacific rail line. This segment is an important piece of the remaining six mile gap between the Capital City Trail and the Glacial Drumlin State Trail in the Village of Cottage Grove.

Cap. City Trail Buckeye Ext.: Seg. 5 Project No. **9** Acct. No. 810379

GO \$ 0
Other 0
\$ 0

Segment 5: I 39 to Wagon Trail.
Construction Year: 2016.

This project is a paved multi-use (bicycle / pedestrian) path that will extend the Capital City Trail from Buckeye Road to Interstate 39 on the southeast side of Madison, generally following the corridor of the Union Pacific rail line. This segment is an important piece of the remaining six mile gap between the Capital City Trail and the Glacial Drumlin State Trail in the Village of Cottage Grove.

Good Neighbor Trail Project No. **10** Acct. No. 810375

GO \$ 0
Other 0
\$ 0

Segment: City of Middleton to Whitney Way.
Design Year: 2018.
Construction Year: 2020.

This project is a paved multi-use (bicycle / pedestrian) path that will extend the existing Blackhawk Path on the northwest side of Madison (and Village of Shorewood), creating a route to Middleton and ultimately, other communities west. It generally follows the corridor of the former Soo Line railroad, currently owned by WisDOT and operated by Wisconsin Southern Railroad (WSOR). The Madison segment of this project would run from University Avenue to Stonefield Road.

Goodman Path: Cap City Pth Milw St Project No. 11 Acct. No. 810375

GO \$ 840,000
Other 0
\$ 840,000

This project is a bike and pedestrian path between the Capital City Path and Milwaukee Street at St. Paul Avenue. It includes a bridge over the Starkweather Creek. This is part of a larger project to develop a major, commuter-oriented bike path serving the east side of Madison generally following the east branch of Starkweather Creek and the railroad corridor extending northeast to I-39 and beyond. General Obligation debt is reauthorized from 2014.

Goodman Path: Powers Ave to 30 Project No. 12 Acct. No. 810375

GO \$ 984,400
Other 385,600
\$ 1,370,000

Segment: Powers Avenue to STH 30.

This project is a bike and pedestrian path between Powers Avenue and STH 30. This is part of a larger project to develop a major, commuter-oriented bike path serving the east side of Madison generally following the east branch of Starkweather Creek and the railroad corridor extending northeast to I-39 and beyond. Other funding is a private donation from the Goodman Foundation. \$984,400 of General Obligation debt and other funding (private donations) are reauthorized from 2014.

Huxley Cut Off (Oscar Mayer Path) Project No. 13 Acct. No. 810511

GO \$ 0
Other 0
\$ 0

This project provides for the purchase of right of way and construction of a pedestrian/bike path between Aberg Avenue and Commercial Avenue.

Ice Age Junction Path Bridge Project No. 14 Acct. No. 810375

GO \$ 110,000
Other 110,000
\$ 220,000

Design Year: 2015.

Construction Year: 2017.

This project is a bike and pedestrian overpass of McKee Road approximately 1,000 feet west of High Point Road. This improvement will replace the existing at-grade crossing of the Ice Age Junction Path. This is part of a larger concept to create a major north-south bike path extending from Verona to north of Mineral Point Road, roughly paralleling CTH M. Other Funding is from Dane County.

Ice Age Jcnctn Path (CTH M) Project No. 15 Acct. No. 810375

GO \$ 0
Other 0
\$ 0

Segment: Flagstone Drive to Waterbend Drive.

Design Year: 2015.

Construction Year: 2016.

This project is a bike and pedestrian path between Flagstone Drive and Waterbend Drive. The project also includes an underpass of CTH M south of Flagstone. This is part of a larger concept to create a major north-south bike path extending from Verona to north of Mineral Point Road, roughly paralleling CTH M.

Ice Age Junction Trail Project No. 16 Acct. No. 810375

GO \$ 470,000
Other 0
\$ 470,000

Segment: Beltline Highway to Tree Lane.

Construction Year: 2015.

This project is a bike and pedestrian path between the Beltline Highway and Tree Lane. This is part of a larger concept to create a major north-south bike path extending from Verona to north of Mineral Point Road, roughly paralleling CTH M. General Obligation debt is reauthorized from 2014.

Junction Ridge Ped/Bike Overpass Project No. **17** Acct. No. 810375

GO \$ 0
 Other 0
\$ 0

Design Year: 2017.
 Construction Year: 2019.
 Funding: Will seek Federal Enhancement Funds.

This project is an overpass of the West Beltline Highway just south of Old Sauk Road that will connect Junction Road and North High Point Road (at Sauk Creek Park).

Lake Mendota Path Project No. **18** Acct. No. 810375

GO \$ 0
 Other 0
\$ 0

This project will provide funding for preliminary planning design work for a Lake Mendota bicycle/pedestrian path between James Madison Park and the University of Wisconsin Campus. This project was identified as a priority in the Downtown Plan. This project would involve hiring a consultant to explore alternatives, refine design concepts, research Federal and State regulatory implications, and develop an implementation strategy.

Menomonie Lane Ped/Bike Bridge Project No. **19** Acct. No. 810375

GO \$ 0
 Other 0
\$ 0

This project will construct a bike and pedestrian bridge over a channel south of Menomonie Lane. The bridge will connect between Menomonie Lane south of Menomonie Court and the boat launch area north of the intersection of Wheeler Road and School Road.

W Towne Path, Gammon Rd Underpass Project No. **20** Acct. No. 810792

GO \$ 200,000
 Other 0
\$ 200,000

This project is a portion of a bike and pedestrian path between Grand Canyon Drive and Junction Road which will connect the existing West Towne Path at Struck Street to the proposed Ice Age Junction Path, a major north-south bike path extending from Verona to north of Mineral Point Road and roughly paralleling CTH M. This phase of the project includes an underpass of S. Gammon Road and an off road path from the end of the existing West Towne Path at Struck Street to the west side of Gammon Road. The project will increase bike and pedestrian mobility on the west side of Madison. General Obligation debt includes \$100,000 reauthorized from 2014.

W Towne Bike Path Gam. to High Pt Project No. **21** Acct. No. 810792

GO \$ 620,000
 Other 0
\$ 620,000

This project is a portion of a bike and pedestrian path between Grand Canyon Drive and Junction Road which will connect the existing West Towne Path at Struck Street to the proposed Ice Age Junction Path, a major north-south bike path extending from Verona to north of Mineral Point Road and roughly paralleling CTH M. This phase of the project will construct the portion of the off road path between S. Gammon Road and S. High Point Road adjacent to the West Beltline Highway. The project will increase bike and pedestrian mobility on the west side of Madison.

W Towne Bike Path High Pt Junction Project No. **22** Acct. No. 810792

GO \$ 0
 Other 0
\$ 0

This project is a portion of a bike and pedestrian path between Grand Canyon Drive and Junction Road which will connect the existing West Towne Path at Struck Street to the proposed Ice Age Junction Path, a major north-south bike path extending from Verona to north of Mineral Point Road and roughly paralleling CTH M. This phase of the project will build a path that will connect S. High Point Road to S. Junction Road. The project will increase bike and pedestrian mobility on the west side of Madison.

Whitney Way Bike CrossingProject No. **23** Acct. No. 810792

GO \$ 25,000
 Other 0
\$ 25,000

This project includes widening of sidewalk on the east side of Whitney Way and bike route extension to Segoe Road. This will provide a connection to the recently constructed pedestrian/bike path on the north side of the West Beltline just west of Whitney Way.

Bike StationProject No. **24** Fund No. 810710

GO \$ 0
 Other 0
\$ 0

This project is for the design and construction of a bicycle station at the Government East Ramp. This project will consist of secure bicycle parking and may include other services. This project is managed by Traffic Engineering. The funding sources for this future year project have not yet been determined.

Ice Age Jcnctn Path (CTH M)Project No. **25** Acct. No. 810375

GO \$ 300,000
 Other 0
\$ 300,000

Segment: Waterbend to Valley View.
 Construction Year: 2015.

This project is a bike and pedestrian path between Temin Trail and the West Beltline Highway and Waterbend to Valley View. This is part of a larger concept to create a major north-south bike path extending from Verona to north of Mineral Point Road, roughly paralleling CTH M. General Obligation debt is reauthorized from the 2014.

Pleasant View PathProject No. **26** Fund No. 810375

GO \$ 0
 Other 0
\$ 0

This project is a bike and pedestrian path between Mineral Point Road and Blackhawk Drive. This is part of a larger concept to create a major north-south bike path extending from Verona to Middleton. The project will be designed and built in conjunction with the reconstruction of Pleasant View Road. No funding is included in the Capital Improvement Plan.

Ridgewood PathProject No. **27** Acct. No. 810375

GO \$ 0
 Other 0
\$ 0

Design Year: 2020.
 Construction: post 2020.

This project is a bike and pedestrian path between Marsh View Path and Ziegler Road. The path will provide grade separated overpasses of USH 51 and STH 30. The City will seek federal funding to cover 80% of the structure costs. Real estate is required for the overpass landings.

**2015
Capital Budget
Summary**

Agency Name: Eng. - Bicycle and Pedestrian

Agency Number: 53L

Project Name	Agency Request	Executive	Executive		
			G.O. Debt	Other Funding	Total
1 Bikeways & Misc. Improvements	\$ 900,000	\$ 900,000	\$ 900,000	\$ 0	\$ 900,000
2 Ped/Bike Infrastructure Enhancemnt.	210,000	210,000	210,000	0	210,000
3 Safe Routes to School	79,000	79,000	79,000	0	79,000
4 Sidewalk Program	3,850,000	3,850,000	2,200,000	1,650,000	3,850,000
5 Cannonball Bike Trail	710,000	710,000	710,000	0	710,000
6 Cap. City Trail Buckeye Ext.: Seg. 1	310,000	310,000	310,000	0	310,000
7 Cap. City Trail Buckeye Ext.: Seg. 3	0	0	0	0	0
8 Cap. City Trail Buckeye Ext.: Seg. 4	20,000	20,000	20,000	0	20,000
9 Cap. City Trail Buckeye Ext.: Seg. 5	0	0	0	0	0
10 Good Neighbor Trail	0	0	0	0	0
11 Goodman Path: Cap City Pth Milw St	840,000	840,000	840,000	0	840,000
12 Goodman Path: Powers Ave to 30	1,870,000	1,370,000	984,400	385,600	1,370,000
13 Huxley Cut Off (Oscar Mayer Path)	0	0	0	0	0
14 Ice Age Junction Path Bridge	220,000	220,000	110,000	110,000	220,000
15 Ice Age Jcnctn Path (CTH M)	0	0	0	0	0
16 Ice Age Junction Trail	470,000	470,000	470,000	0	470,000
17 Junction Ridge Ped/Bike Overpass	0	0	0	0	0
18 Lake Mendota Path	0	0	0	0	0
19 Menomonie Lane Ped/Bike Bridge	0	0	0	0	0
20 W Towne Path, Gammon Rd Underpas	100,000	200,000	200,000	0	200,000
21 W Towne Bike Path Gam. to High Pt	620,000	620,000	620,000	0	620,000
22 W Towne Bike Path High Pt Junction	0	0	0	0	0
23 Whitney Way Bike Crossing	25,000	25,000	25,000	0	25,000
24 Bike Station	0	0	0	0	0
25 Ice Age Jcnctn Path (CTH M)	300,000	300,000	300,000	0	300,000
26 Pleasant View Path	0	0	0	0	0
27 Ridgewood Path	0	0	0	0	0
Total	\$ 10,524,000	\$ 10,124,000	\$ 7,978,400	\$ 2,145,600	\$ 10,124,000

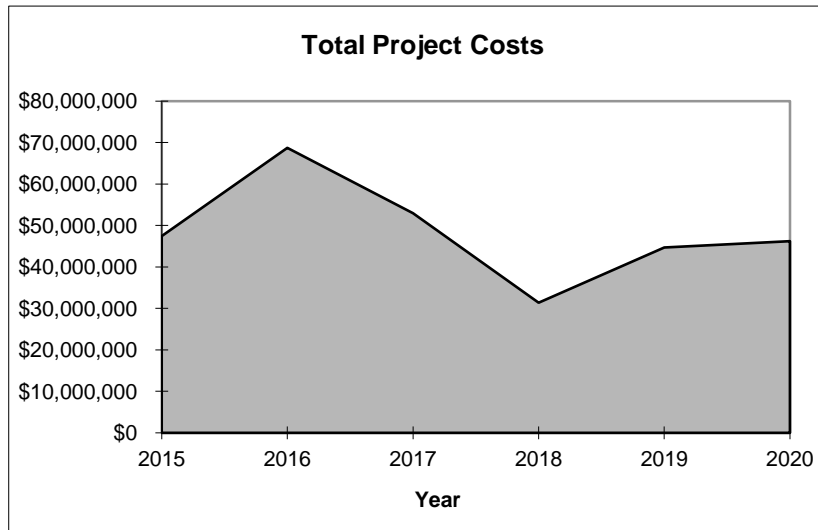
**2015
Capital Budget
Capital Improvement Program**

Agency Name: **Engineering - Major Streets**

Agency Number: 53M

Project Name	Capital Budget	Future Year Estimates				
	<u>2015</u>	<u>2016</u>	<u>2017</u>	<u>2018</u>	<u>2019</u>	<u>2020</u>
1 Rural to Urban Streets	\$ 4,617,000	\$ 4,200,000	\$ 4,400,000	\$ 4,600,000	\$ 4,800,000	\$ 5,000,000
2 Reconstruction Streets	5,326,100	4,815,000	4,815,000	4,815,000	4,815,000	4,815,000
3 Bridge Repair & Replacement	120,000	120,000	130,000	140,000	150,000	160,000
4 Railroad Crossings & Quiet Zones	1,675,000	1,225,000	662,500	120,000	130,000	140,000
5 Pavement Management	5,808,260	5,200,000	5,200,000	5,200,000	5,200,000	5,200,000
6 Curb Repair with Resurfacing	2,100,000	2,200,000	2,300,000	2,400,000	2,500,000	2,600,000
7 Resurfacing Arterial & Collector St.	2,800,000	3,000,000	3,200,000	3,400,000	3,600,000	3,800,000
8 Neighborhood Traffic Management	100,000	100,000	100,000	100,000	100,000	100,000
9 Pedestrian Impr on Major Streets	190,000	200,000	210,000	220,000	230,000	240,000
10 Anderson Street	0	430,000	0	0	0	0
11 Atwood Ave.	0	750,000	0	0	0	0
12 Blair Street	0	0	0	300,000	6,160,000	0
13 Buckeye Road	210,000	0	0	0	2,130,000	0
14 Capitol Square Pavement Replacemt.	0	3,390,000	0	0	0	0
15 Cottage Grove Road	510,000	1,000,000	5,100,000	0	0	0
16 Cottage Grove Road Bridge	0	0	0	0	4,000,000	0
17 CTH M - CTH PD Area	4,500,000	16,600,000	0	0	0	0
18 CTH M Mid Town Rd Area	4,200,000	12,800,000	0	0	0	0
19 Darbo Webb Connection	760,000	0	0	0	0	0
20 Gammon Road	0	0	2,330,000	0	0	0
21 High Point Road, South	0	5,000,000	0	0	0	0
22 Hoepker Road	2,106,000	0	0	0	746,000	2,138,000
23 Hoepker Road Bridge	0	0	0	0	1,900,000	4,000,000
24 Jeffy Trail	500,000	0	0	0	0	0
25 Johnson Street, East	3,640,000	750,000	0	0	3,940,000	0
26 S Livingston & S Brearly RR Crossing	400,000	0	0	0	0	0
27 Maple Grove Road	0	300,000	460,000	0	0	0
28 McKee Rd (CTH PD East)	820,000	1,500,000	12,160,000	0	0	0
29 McKee Rd (CTH PD West)	720,000	0	2,000,000	7,210,000	0	0
30 McKenna Blvd	0	0	0	170,000	0	1,670,000
31 Midvale Blvd / Mineral Point Int.	1,020,000	0	0	0	0	0
32 Milwaukee St. Bridge at Starkweather	2,410,000	0	0	0	0	0
33 Mineral Point Road	0	0	0	0	0	1,460,000
34 Monroe Street	25,000	885,000	9,120,000	0	0	0
35 Old Middleton Roundabouts	0	0	0	0	0	1,600,000
36 Outer Capitol Loop Southeast	0	1,750,000	0	0	0	0
37 Park Street, South	0	0	0	0	3,090,000	3,310,000
38 Royster Clark Development	2,802,000	0	0	0	0	0
39 Sprecher Road	0	0	0	0	1,210,000	9,590,000

Project Name	Capital Budget	Future Year Estimates				
	2015	2016	2017	2018	2019	2020
40 Washington Ave., West	0	2,200,000	0	0	0	0
41 Wilson St. / Williamson St.	0	0	0	1,650,000	0	0
42 Pleasant View Road	88,000	315,000	785,000	1,060,000	0	400,000
Total	\$ 47,447,360	\$ 68,730,000	\$ 52,972,500	\$ 31,385,000	\$ 44,701,000	\$ 46,223,000



**2015
Capital Budget
Expenditure Categories and Funding Sources**

Agency Name: **Engineering - Major Streets**

Agency No.: 53M

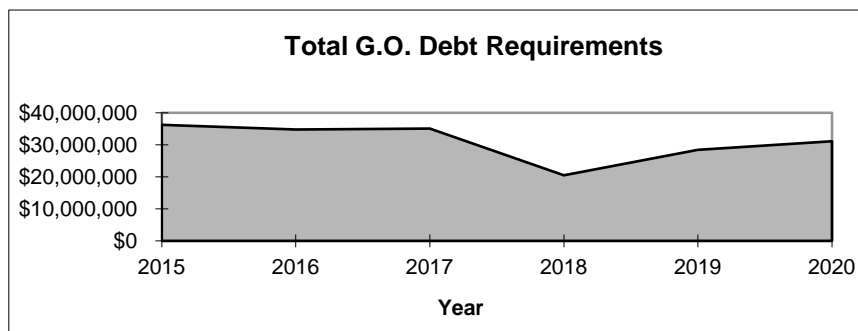
All Projects	Capital Budget	Future Year Estimates				
	2015	2016	2017	2018	2019	2020
Expenditures:						
Purchased Services	\$ 0	\$ 0	\$ 0	\$ 0	\$ 0	\$ 0
Materials & Supplies	0	0	0	0	0	0
Inter-Agency Charges	0	0	0	0	0	0
Loans	0	0	0	0	0	0
Professional Fees	0	0	0	0	0	0
Land & Land Improve	47,447,360	68,430,000	52,512,500	31,385,000	44,701,000	46,223,000
Building & Bldg Improve	0	300,000	460,000	0	0	0
Equipment and Vehicles	0	0	0	0	0	0
Other	0	0	0	0	0	0
Total Project Costs	\$ 47,447,360	\$ 68,730,000	\$ 52,972,500	\$ 31,385,000	\$ 44,701,000	\$ 46,223,000

Funding Sources:						
Federal Sources	\$ 2,198,000	\$ 18,550,000	\$ 8,630,000	\$ 3,605,000	\$ 3,035,000	\$ 5,630,000
State Sources	200,000	350,000	200,000	400,000	7,627,200	4,855,000
Impact Fees	0	0	0	0	0	0
Private Contributions	0	0	0	0	0	0
Revenue Bonds	0	0	0	0	0	0
Special Assessments	4,175,000	4,195,000	4,605,000	4,365,000	4,665,900	4,615,000
TIF Cash	750,000	2,470,000	0	0	0	0
County Sources	1,079,000	5,880,000	3,452,000	1,442,000	926,000	0
Reserves Applied	0	0	0	0	0	0
Other	2,790,000	2,490,000	1,000,000	1,081,500	0	0
Total Other Sources	\$ 11,192,000	\$ 33,935,000	\$ 17,887,000	\$ 10,893,500	\$ 16,254,100	\$ 15,100,000

G.O. General Fund	\$ 35,080,360	\$ 33,670,000	\$ 35,085,500	\$ 20,491,500	\$ 28,446,900	\$ 31,123,000
G.O. Non-General Fund	1,175,000	1,125,000	0	0	0	0
Total G.O. Debt	\$ 36,255,360	\$ 34,795,000	\$ 35,085,500	\$ 20,491,500	\$ 28,446,900	\$ 31,123,000

Estimated Annual Debt Service

G.O. General Fund	\$ 4,560,447	\$ 4,377,100	\$ 4,561,115	\$ 2,663,895	\$ 3,698,097	\$ 4,045,990
G.O. Non-General Fund	\$ 152,750	\$ 146,250	\$ 0	\$ 0	\$ 0	\$ 0



Capital Budget

Engineering - Major Streets

Rural to Urban Streets

Project No. 1 Acct. No. 810354

GO \$ 2,617,000
Other 2,000,000
\$ 4,617,000

The Rural to Urban Streets program consists of reconstructing streets with substandard pavements to City standards and assessing a portion of the costs to the adjacent property owners. The program also includes the City's share of constructing streets adjacent to Parks and Greenways in new subdivisions. \$1,367,000 of GO Proceeds is reauthorized from the 2014 Capital Budget. Other funding is from special assessments.

Reconstruction Streets

Project No. 2 Acct. No. 810355

GO \$ 4,511,100
Other 815,000
\$ 5,326,100

Reconstruction Streets is a continuing program of replacing deteriorated streets. \$1,511,100 in GO Proceeds is reauthorized from 2014. Other funding is from special assessments.

Group 1: Center Ave. & Somers Ave. (Division to Dunning)

Group 2: Madison St. (Regent to Grant)

Group 3: N. Charter St. (Regent to Johnson) Spring St. (Mills to Charter)

Group 4: Bascom Pl. (Van Hise to Chamberlain) Bascom St. (Forest to Bascom) Chamberlain Ave. (Forest to Allen)

Group 5: Spruce St. (Gilson to Park)

Group 6: Rogers St. (Rutledge to Morrison)

Group 7: Hermina St. (Marquette to Clyde Gallagher)

Group 8: Wirth Ct. (Milwaukee to St. Paul)

Group 9: Potter St. (Lawrence to Rowell)

Group 10: Jennifer St. (Livingston to Few) S. Paterson St. (Williamson to Spaight), S Breatly St. (Williamson to Jenifer)

Bridge Repair & Replacement

Project No. 3 Acct. No. 810356

GO \$ 120,000
Other 0
\$ 120,000

The Bridge Repair and Replacement program consists of repairing, replacing, and painting projects to maintain bridges in a safe condition. Funds have been provided in 2015 for miscellaneous bridge repairs.

Railroad Crossings & Quiet Zones

Project No. 4 Acct. No. 810357

GO \$ 1,675,000
Other 0
\$ 1,675,000

This project will repair deteriorated railroad crossings by funding crossing repair outside of the railroad's area of responsibility. The project will also fund upgrades to railroad crossings as required to establish quiet zones. \$225,000 of GO Proceeds and \$725,000 of TID 36 funding is reauthorized from the 2014 Capital Budget.

2015 - Quiet Zone #6 - S of Johnson St through S Baldwin St.

Quiet Zone #7 - West of Second St. to West of Baldwin St.

2016 - Quiet Zone #6 - Breatly St. to Blount St.

2017 - Prairie Quiet Zone - University Ave through University Bay Dr.

Pavement Management

Project No. 5 Acct. No. 810358

GO \$ 5,608,260
Other 200,000
\$ 5,808,260

The Pavement Management Program is used to surface existing streets with a new asphaltic pavement. The project is also used to repair deteriorated pavement joints in concrete streets, to seal cracks in asphaltic pavements, and to chip seal streets with curb and gutter. The program is an essential maintenance program, in that it extends the life of existing streets, thereby postponing the need for expensive reconstruction. This program will allow for the resurfacing of approximately 10 miles of street. The program will also fund the maintenance of rural roads within the City where development is not expected in the near future. \$998,260 of GO Proceeds is reauthorized from the 2014 Capital Budget. Other funding is from State sources.

Curb Repair with Resurfacing

Project No. 6 Acct. No. 810358

GO \$ 1,050,000
Other 1,050,000
\$ 2,100,000

Curb Repair with Resurfacing is a program done in conjunction with resurfacing to replace deteriorated sections of curb and gutter on the resurfacing streets and to repair or upgrade deteriorated curb ramps. One half of the cost to repair the curb and gutter is assessed to the abutting property owners in accordance with the standard street reconstruction policy. The repair and upgrading of the curb ramp is required by the ADA any time construction is taking place. Other funding is from special assessments.

Resurfacing Arterial & Collector St.

Project No. 7 Acct. No. 810358

GO \$ 2,800,000
Other 0
\$ 2,800,000

Resurfacing Arterial Streets is a program specifically for the resurfacing of high volume City streets. The Engineering Division, using the PASER rating system developed by the University of Wisconsin, rates all City of Madison streets. A street rated a "10" is a new street. Streets rated at or below five are in fair to poor condition. The City has set the goal that no more than 10% of the arterial street mileage is to be rated five or below. This project provides a portion of the necessary funding to maintain arterial streets consistent with our goals for street condition.

Neighborhood Traffic Management

Project No. 8 Acct. No. 810360

GO \$ 100,000
Other 0
\$ 100,000

Neighborhood Traffic Management is a program for the retrofitting of existing streets with structural elements such as speed humps, traffic tables or traffic circles, with the purpose of reducing the speed of traffic. Construction would be principally done on local streets where existing traffic impacts are significant, where local support exists, and within the context of a neighborhood traffic plan. In order to facilitate this work, Engineering has developed a contract for the components of traffic management at locations to be determined during the course of the year by the City Traffic Engineer.

Pedestrian Impr on Major Streets

Project No. 9 Acct. No. 810360

GO \$ 190,000
Other 0
\$ 190,000

Pedestrian Improvements on Major Streets is a program to install islands or make other modifications to arterial streets and certain collector streets to improve pedestrian crossings. The program will be used to fund improvements on those streets not eligible under the Neighborhood Traffic Management Program and where neighborhood support exists for the improvements.

Anderson Street

Project No. 10 Acct. No. 810358

GO \$ 0
Other 0
\$ 0

Limits: Wright St. to Stoughton Rd. Construction Year 2016. This proposed project will add sidewalk and bike lanes and resurface the existing roadway. Limits are Wright Street to Stoughton Road.

Atwood Ave.

Project No. 11 Acct. No. 810358

GO \$ 0
 Other 0
\$ 0

Limits - Atwood Ave. / Winnebago Ave. Intersection: Construction Year - 2016
 The proposed project will replace the existing pavement. The project will also provide for placemaking activities.

Blair Street

Project No. 12 Acct. No. 810571

GO \$ 0
 Other 0
\$ 0

Limits - East Washington Avenue to John Nolen Drive and East Washington Avenue near Blair Street: Construction Year - 2019.
 Funding - State and City of Madison.
 Description - This project will replace the existing concrete pavement. In addition, the project will make geometric improvements to the Blair Street and Williamson Street intersection to improve pedestrian and bike movements through the intersection.

Buckeye Road

Project No. 13 Acct. No. 810571

GO \$ 105,000
 Other 105,000
\$ 210,000

Limits - Monona Drive to Stoughton Road: Construction Year - 2019.
 Funding - City of Madison, Dane County and Federal
 Description - The proposed project is a complete reconstruction project. The existing two lane roadway will be reconstructed to a two lane roadway with parking on both sides of the street, four foot bike lanes and five foot sidewalks. An urban cross section with curb and gutter and storm sewer is proposed. Street lighting is included in the project. The project has potential for advancement for federal funding so design is beginning in 2015. Other funding is from County sources.

Capitol Square Pavement Replacem.

Project No. 14 Acct. No. 810571

GO \$ 0
 Other 0
\$ 0

Limits - All streets adjacent to the state capital
 Construction Year - 2016
 Funding: City of Madison
 Description: This project will reconstruct the concrete pavement on the Capitol Square.

Cottage Grove Road

Project No. 15 Acct. No. 810571

GO \$ 306,000
 Other 204,000
\$ 510,000

Limits - Interstate 39/90/94 to Sprecher Road:
 Construction Year - 2017.
 Right of Way Acquisition - 2016
 Funding - Federal, Dane County, and City of Madison.
 Description - This project will reconstruct the existing roadway, four lanes with bike lanes, and sidewalks. \$363,500 of GO and \$204,000 of County Funding is reauthorized from the 2014 budget.

Cottage Grove Road Bridge

Project No. 16 Acct. No. 810356

GO \$ 0
 Other 0
\$ 0

Location - Over Interstate 39/90/94:
 Construction Year - 2019.
 Funding - State, Dane County, and City of Madison.
 Description - This project will replace the existing two lane bridge to four lanes with bike lanes and sidewalks.

CTH M - CTH PD AreaProject No. **17** Acct. No. 810543

GO \$ 2,250,000
 Other 2,250,000
\$ 4,500,000

Limits - Cross Country Road to 2,500 feet north of CTH PD:
 Construction Year - 2016.
 Right of Way Acquisition - 2015

Funding - Federal, Dane County, City of Verona, and City of Madison.

This project will reconstruct CTH M and will serve all modes of transportation including vehicular, transit, bikes, and pedestrians. The proposed project is to construct a divided roadway with bike lanes and an urban cross section to meet current and future traffic demands. A parallel bike path is envisioned along with locations for transit stops. A split grade intersection is proposed at the intersection with CTH PD. Other funding is from the City of Verona. \$2,250,000 in GO and \$2,250,000 in funding from Verona is reauthorized from the 2014 budget.

CTH M Mid Town Rd AreaProject No. **18** Acct. No. 810543

GO \$ 4,200,000
 Other 0
\$ 4,200,000

Limits - 2500 feet north of CTH PD to 1,000 feet south of Valley View Road:
 Construction Year - 2016.
 Right of Way Acquisition - 2015

Funding - Federal, Dane County, and City of Madison.

This project will reconstruct CTH M and will serve all modes of transportation including vehicular, transit, bikes, and pedestrians. The proposed project is to construct a divided roadway with bike lanes and an urban cross section to meet current and future traffic demands. A parallel bike path is envisioned along with locations for transit stops. A conventional signalized intersection is proposed at the intersection with Mid Town Road. \$1,000,000 of GO is reauthorized from the 2014 budget

Darbo Webb ConnectionProject No. **19** Acct. No. 810571

GO \$ 760,000
 Other 0
\$ 760,000

Limits - Darbo Dr. to Webb Ave.
 Construction Year - 2015.

Description - This project will construct a new street in accordance with the adopted Schenk Atwood Starkweather Worthington Park Neighborhood Plan.

Gammon RoadProject No. **20** Acct. No. 810571

GO \$ 0
 Other 0
\$ 0

Limits - Mineral Point Road to Seybold Road:
 Construction Year - 2017.
 Funding - City of Madison.

Description - This project will replace the existing concrete pavement. Severe deterioration has taken place at the joints in the concrete pavement, which was constructed in 1970.

High Point Road, SouthProject No. **21** Acct. No. 810356

GO \$ 0
 Other 0
\$ 0

Limits - Bridge over the Beltline Highway:
 Construction Year - 2016.
 Funding - Federal, State, and City of Madison.

Description - This project will replace the existing bridge with a new four lane bridge to match the existing roadway cross section both north and south of the bridge. This project will also accommodate the extension of the West Towne Bike Path, a bike path running along the Beltline Highway and looping up and over High Point Road. A wide sidewalk on High Point Road is proposed to accommodate the off-road path over the bridge.

Hoepker RoadProject No. **22** Acct. No. 810571

GO \$ 1,796,000
 Other 310,000
\$ 2,106,000

Limits - US 51 to Interstate 39/90/94
 Construction Year - 2015.

Funding - Federal and City of Madison.

Description - This project will reconstruct the existing roadway as a four lane urban boulevard with bike lanes and sidewalks. One half of the cross section is proposed for 2015. Other funding is from special assessments.

Hoepker Road BridgeProject No. **23** Acct. No. 810571

GO \$ 0
 Other 0
\$ 0

Limits - Bridge over the I39/90/94:

Construction Year - 2020.

Right of Way Acquisition - 2019.

Funding - State and City of Madison.

Description - This project will replace the existing bridge with a new four lane bridge with bike lanes and sidewalks.

Jeffy TrailProject No. **24** Fund No. 810571

GO \$ 500,000
 Other 0
\$ 500,000

Limits - South End to Raymond Road.

Construction Year - 2015.

Funding - City of Madison and Assessments.

Description - This project will extend Jeffy Trail from the existing South end to Raymond Road.

Johnson Street, EastProject No. **25** Acct. No. 810571

GO \$ 2,890,000
 Other 750,000
\$ 3,640,000

Phase 1 Limits - Butler Street to Baldwin Street: Construction Year - 2014

Phase 2 Limits - Baldwin Street to First Street: Construction Year - 2019

Undergrounding of Existing Overhead Utilities: 800 and 900 blocks in 2015 and 2016
 Funding - Federal and City of Madison. TIF Funding in 2015 and 2016 is from TID 32 (assumes 1/2 mile rule applied). Funding for 300 through 500 blocks undergrounding in 2014.

Description - This project will reconstruct East Johnson Street. \$2,500,000 of G.O. debt is reauthorized from the 2014 Capital Budget. Other funding is from TID #32 cash.

S Livingston & S Brearly RR CrossingProject No. **26** Fund No. 810571

GO \$ 40,000
 Other 360,000
\$ 400,000

The State of Wisconsin Office of the Commissioner of Railroads has ordered the closure of the street-rail crossing at Livingston Street and Brearly Street. As part of the order, the City of Madison must administer a construction project to remove the street crossings and construct street, bike path and sidewalk changes as necessary. The City of Madison is responsible for 10% of the project cost. The railroad company, Wisconsin & Southern Railroad, is responsible for 90% of the project cost. Construction Year - 2015. \$20,000 of GO is reauthorized from the 2014 Budget. Other funding is from developer capital funding.

Maple Grove RoadProject No. **27** Acct. No. 810571

GO \$ 0
 Other 0
\$ 0

Limits - McKee Road to East Pass.
 Construction Year - 2017.
 Right of Way Acquisition - 2016.
 Funding - City of Madison.

Description - This project will make modifications to the southbound lanes at the intersection of McKee Rd. and Maple Grove Rd. to carry two southbound lanes through the intersection and also make modifications at the intersection of Maple Grove Rd. and East Pass to allow for a southbound right turn lane onto East Pass.

McKee Rd (CTH PD East)Project No. **28** Acct. No. 810543

GO \$ 410,000
 Other 410,000
\$ 820,000

Limits - 1000' East of CTH M to Maple Grove Road:
 Construction Year - 2017.
 Design - 2014.

Right of Way Acquisition - 2016.
 Funding - City of Madison, Dane County, and Federal.

Description - The existing two lane rural roadway will be reconstructed to a four lane roadway with bike lanes and sidewalks. An urban cross section with curb, gutter, and storm sewer is proposed. Street lighting is included in the project. \$410,000 of GO Funding and \$410,000 of County Funding is reauthorized from the 2014 budget.

McKee Rd (CTH PD West)Project No. **29** Acct. No. 810543

GO \$ 180,000
 Other 540,000
\$ 720,000

Limits - 1000' East of Nine Mound Road to CTH M:
 Construction Year - 2018.
 Design - 2015.

Right of Way Acquisition - 2017.
 Funding - City of Madison, City of Verona, Dane County, and Federal.

Description - The existing two lane rural roadway will be reconstructed to a four lane roadway with bike lanes and sidewalks. An urban cross section with curb, gutter, and storm sewer is proposed. Street lighting is included in the project. An off-street Bike Path is included in the project. Other funding is from the County and the City of Verona.

McKenna BlvdProject No. **30** Acct. No. 810571

GO \$ 0
 Other 0
\$ 0

Limits - Gammon Lane to Hammersley Road.
 Construction Year - 2020.
 Funding - City of Madison.

Description - This project will reconstruct southbound lanes to allow for construction of a median to assist pedestrian crossings and left turn lanes into Elver Park.

Midvale Blvd / Mineral Point Int.Project No. **31** Acct. No. 810571

GO \$ 102,000
 Other 918,000
\$ 1,020,000

Limits - Midvale Boulevard & Mineral Point Road Intersection.
 Construction Year - 2015.
 Funding: Federal and City of Madison.

Description - This project will reconstruct the intersection and provide left turn lanes for east and west bound travelling vehicles on Mineral Point Road. Other funding is from Federal sources.

Milwaukee St. Bridge at Starkweather Project No. **32** Acct. No. 810356

GO \$ 1,130,000
Other 1,280,000
\$ 2,410,000

Limits - Fair Oaks Avenue Intersection and the Starkweather Creek Bridge.
Construction Year - 2015.
Funding - Federal and City of Madison.
Description - This project will reconstruct the Starkweather Creek Bridge and make improvements to the intersection of Fair Oaks Avenue and Milwaukee Street. Other funding is from Federal sources.

Mineral Point Road Project No. **33** Acct. No. 810571

GO \$ 0
Other 0
\$ 0

Limits - Beltline to High Point Road.
Construction Year - 2020
Description - The proposed project will replace the existing pavement, and replace sidewalk as necessary.

Monroe Street Project No. **34** Acct. No. 810571

GO \$ 25,000
Other 0
\$ 25,000

Limits -
Phase 1: Odana Road to Leonard Street, Construction Year - 2017
Phase 2: Leonard Street to Regent Street, Construction Year - 2017.
Description - This project will resurface Monroe Street from Odana Road to Leonard Street and reconstruct Monroe Street from Leonard Street to Regent Street. Included in this project is \$2,000,000 for undergrounding of electric lines and placemaking in 2017.

Old Middleton Roundabouts Project No. **35** Acct. No. 810571

GO \$ 0
Other 0
\$ 0

Limits - Old Sauk Road and Rosa Road.
Construction Year - 2020.
Funding - City of Madison.
Description - This project will reconstruct the existing roadway and install two roundabouts, one at the intersection of Old Middleton and Rosa and another at the intersection of Old Middleton and Old Sauk.

Outer Capitol Loop Southeast Project No. **36** Acct. No. 810571

GO \$ 0
Other 0
\$ 0

Limits -
E. Doty from M.L.K. Jr. Blvd. to S. Webster, S. Pinckney St. from E. Doty to E. Wilson. Construction Year - 2016.
Funding - City of Madison. TIF cash funding is from TID 25 in 2016.
Description - This project will reconstruct the roadway. New pedestrian lighting will be installed. Street lighting will be replaced. Bike lanes will be added to the roadway. Pedestrian bump outs will be added to improve pedestrian accessibility. Sidewalk will be replaced as necessary.

Park Street, South Project No. **37** Acct. No. 810358

GO \$ 0
Other 0
\$ 0

Phase 1 Limits - Badger Road to the Union Pacific RR (TID 38) and Olin Avenue to West Washington Avenue.
Construction Year - 2019.
Funding - City of Madison.
Description - Repair deteriorated pavement joints.
Phase 2 Limits - RR to Olin Avenue.
Construction Year - 2020.
Funding - City of Madison / State of Wisconsin
Description - Pavement Replacement.

Royster Clark DevelopmentProject No. **38** Acct. No. 810751

GO \$ 2,802,000
 Other 0
\$ 2,802,000

This project includes building the street and sidewalk infrastructure required for the Royster Clark Development. Included are 3200' of new public street and 1300' of reconstruction on the north side of Cottage Grove Road. Cottage Grove Road will be improved to include bike lanes in both directions, grassed median, left turn lanes and a parking lane on the north side.

Construction Year:
 2014: Interior Streets
 2015: Cottage Grove Road

Sprecher RoadProject No. **39** Acct. No. 810571

GO \$ 0
 Other 0
\$ 0

Limits - Buckeye Road to Sharpsburg Drive.

Construction Year - 2020.

Real Estate - 2019.

Funding - City of Madison and Federal.

Description - This project will construct a new street which will become the major arterial roadway, on a new alignment located east of the present alignment. The existing roadway will become a neighborhood collector street.

Washington Ave., WestProject No. **40** Acct. No. 810571

GO \$ 0
 Other 0
\$ 0

Limits - Regent Street to Bedford Street.

Construction Year - 2016.

Funding - City of Madison.

Description - This project will replace the existing concrete pavement.

Wilson St. / Williamson St.Project No. **41** Acct. No. 810571

GO \$ 0
 Other 0
\$ 0

Limits - S. Franklin St. to S. Blount St.

Construction Year - 2018.

Description - The proposed project will replace the existing pavement, and replace sidewalk as necessary.

Pleasant View RoadProject No. **42** Acct. No. 810543

GO \$ 88,000
 Other 0
\$ 88,000

2020: USH 14 to Greenway Blvd

2021: Greenway Blvd to Mineral Point Rd

Design - 2015-2018

Right of Way Acquisition - 2018-2020

Funding - City of Madison, City of Middleton, and Federal.

Description - The existing two lane rural roadway will be reconstructed to a four lane roadway with bike lanes and sidewalks. An urban cross section with curb, gutter, and storm sewer is proposed. Street lighting is included in the project. A multi-use path will be constructed throughout the corridor.

**2015
Capital Budget
Summary**

Agency Name: Engineering - Major Streets

Agency Number: 53M

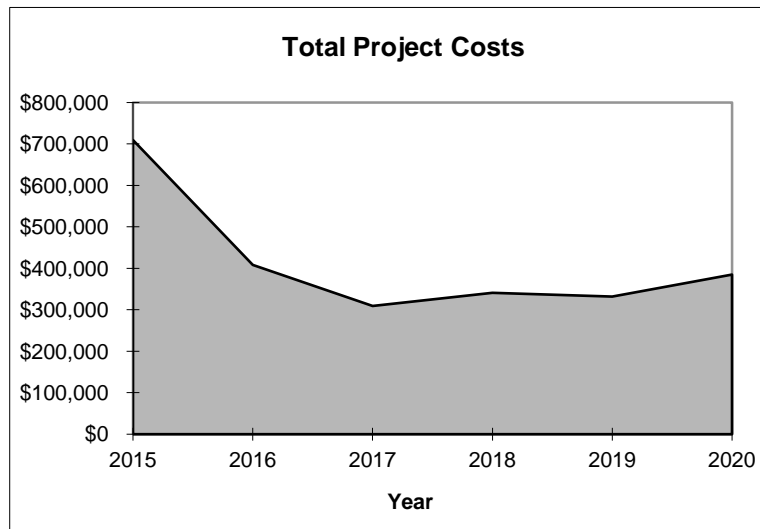
Project Name	Agency Request	Executive	Executive		
			G.O. Debt	Other Funding	Total
1 Rural to Urban Streets	\$ 4,000,000	\$ 4,617,000	\$ 2,617,000	\$ 2,000,000	\$ 4,617,000
2 Reconstruction Streets	4,815,000	5,326,100	4,511,100	815,000	5,326,100
3 Bridge Repair & Replacement	120,000	120,000	120,000	0	120,000
4 Railroad Crossings & Quiet Zones	1,675,000	1,675,000	1,675,000	0	1,675,000
5 Pavement Management	5,200,000	5,808,260	5,608,260	200,000	5,808,260
6 Curb Repair with Resurfacing	2,100,000	2,100,000	1,050,000	1,050,000	2,100,000
7 Resurfacing Arterial & Collector St.	2,800,000	2,800,000	2,800,000	0	2,800,000
8 Neighborhood Traffic Management	100,000	100,000	100,000	0	100,000
9 Pedestrian Impr on Major Streets	190,000	190,000	190,000	0	190,000
10 Anderson Street	430,000	0	0	0	0
11 Atwood Ave.	0	0	0	0	0
12 Blair Street	0	0	0	0	0
13 Buckeye Road	210,000	210,000	105,000	105,000	210,000
14 Capitol Square Pavement Replacemt.	0	0	0	0	0
15 Cottage Grove Road	510,000	510,000	306,000	204,000	510,000
16 Cottage Grove Road Bridge	0	0	0	0	0
17 CTH M - CTH PD Area	4,500,000	4,500,000	2,250,000	2,250,000	4,500,000
18 CTH M Mid Town Rd Area	4,200,000	4,200,000	4,200,000	0	4,200,000
19 Darbo Webb Connection	760,000	760,000	760,000	0	760,000
20 Gammon Road	0	0	0	0	0
21 High Point Road, South	0	0	0	0	0
22 Hoepker Road	2,106,000	2,106,000	1,796,000	310,000	2,106,000
23 Hoepker Road Bridge	0	0	0	0	0
24 Jeffy Trail	500,000	500,000	500,000	0	500,000
25 Johnson Street, East	750,000	3,640,000	2,890,000	750,000	3,640,000
26 S Livingston & S Brearly RR Crossing	400,000	400,000	40,000	360,000	400,000
27 Maple Grove Road	300,000	0	0	0	0
28 McKee Rd (CTH PD East)	820,000	820,000	410,000	410,000	820,000
29 McKee Rd (CTH PD West)	720,000	720,000	180,000	540,000	720,000
30 McKenna Blvd	0	0	0	0	0
31 Midvale Blvd / Mineral Point Int.	1,020,000	1,020,000	102,000	918,000	1,020,000
32 Milwaukee St. Bridge at Starkweather	2,410,000	2,410,000	1,130,000	1,280,000	2,410,000
33 Mineral Point Road	0	0	0	0	0
34 Monroe Street	5,090,000	25,000	25,000	0	25,000
35 Old Middleton Roundabouts	0	0	0	0	0
36 Outer Capitol Loop Southeast	0	0	0	0	0
37 Park Street, South	0	0	0	0	0
38 Royster Clark Development	2,802,000	2,802,000	2,802,000	0	2,802,000
39 Sprecher Road	0	0	0	0	0
40 Washington Ave., West	2,200,000	0	0	0	0
41 Wilson St. / Williamson St.	0	0	0	0	0
42 Pleasant View Road	0	88,000	88,000	0	88,000
Total	\$ 50,728,000	\$ 47,447,360	\$ 36,255,360	\$ 11,192,000	\$ 47,447,360

**2015
Capital Budget
Capital Improvement Program**

Agency Name: Engineering - Other Projects

Agency Number: 530

Project Name	Capital Budget	Future Year Estimates				
	<u>2015</u>	<u>2016</u>	<u>2017</u>	<u>2018</u>	<u>2019</u>	<u>2020</u>
1 Public Drinking Fountains	\$ 70,000	\$ 38,000	\$ 40,000	\$ 42,000	\$ 42,000	\$ 46,000
2 Right of Way Landscaping & Trees	142,500	138,000	145,000	152,000	169,240	175,000
3 Underground Storage Tanks	5,000	5,000	5,000	5,000	5,000	5,000
4 Waste Oil Collection Sites	30,000	20,000	30,000	0	10,000	0
5 Equipment & Vehicles	52,000	45,000	47,000	49,000	62,000	65,000
6 Engineering Services Bldg. (Landfill)	11,100	11,700	12,300	13,000	13,700	14,000
7 Software for Construction Inspectors	290,000	0	0	0	0	0
8 Aerial Photo / Orthophotos	0	80,000	0	50,000	0	50,000
9 Engineering Web / Mapping Software	28,800	40,600	0	0	0	0
10 Projects/Contracts Database Software	50,000	0	0	0	0	0
11 Warning Sirens	30,000	30,000	30,000	30,000	30,000	30,000
Total	\$ 709,400	\$ 408,300	\$ 309,300	\$ 341,000	\$ 331,940	\$ 385,000



**2015
Capital Budget
Expenditure Categories and Funding Sources**

Agency Name: **Engineering - Other Projects**

Agency No.: 530

All Projects	Capital Budget	Future Year Estimates				
	2015	2016	2017	2018	2019	2020
Expenditures:						
Purchased Services	\$ 65,000	\$ 85,000	\$ 15,000	\$ 55,000	\$ 15,000	\$ 55,000
Materials & Supplies	0	0	0	0	0	0
Inter-Agency Charges	0	0	0	0	0	0
Loans	0	0	0	0	0	0
Professional Fees	0	0	0	0	0	0
Land & Land Improve	232,500	196,000	205,000	194,000	211,240	221,000
Building & Bldg Improve	41,100	41,700	42,300	43,000	43,700	44,000
Equipment and Vehicles	370,800	85,600	47,000	49,000	62,000	65,000
Other	0	0	0	0	0	0
Total Project Costs	\$ 709,400	\$ 408,300	\$ 309,300	\$ 341,000	\$ 331,940	\$ 385,000

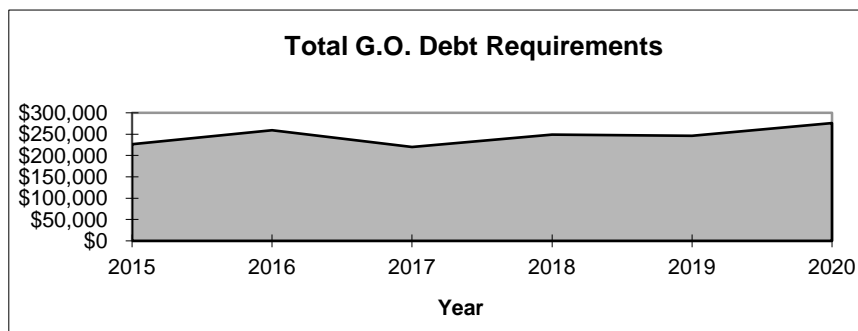
Funding Sources:

Federal Sources	\$ 0	\$ 0	\$ 0	\$ 0	\$ 0	\$ 0
State Sources	0	0	0	0	0	0
Impact Fees	0	0	0	0	0	0
Private Contributions	0	0	0	0	0	0
Revenue Bonds	0	0	0	0	0	0
Special Assessments	0	0	0	0	0	0
TIF Cash	0	0	0	0	0	0
County Sources	0	0	0	0	0	0
Reserves Applied	0	0	0	0	0	0
Other	482,900	149,060	89,300	92,000	85,700	109,000
Total Other Sources	\$ 482,900	\$ 149,060	\$ 89,300	\$ 92,000	\$ 85,700	\$ 109,000

G.O. General Fund	\$ 226,500	\$ 259,240	\$ 220,000	\$ 249,000	\$ 246,240	\$ 276,000
G.O. Non-General Fund	0	0	0	0	0	0
Total G.O. Debt	\$ 226,500	\$ 259,240	\$ 220,000	\$ 249,000	\$ 246,240	\$ 276,000

Estimated Annual Debt Service

G.O. General Fund	\$ 29,445	\$ 33,701	\$ 28,600	\$ 32,370	\$ 32,011	\$ 35,880
G.O. Non-General Fund	\$ 0	\$ 0	\$ 0	\$ 0	\$ 0	\$ 0



Capital Budget

Engineering - Other Projects

Public Drinking Fountains Project No. 1 Acct. No. 810509

GO \$ 70,000
Other 0
\$ 70,000

This project adds public drinking fountains in requested areas and as approved by the Parks Division. City Engineering prepares a design, contracts for construction, and administers the construction. Each installation costs up to \$25,000, depending on the site, and includes the fountain fixture. Locations may be in parks, along bikeways, or within right of ways, strategically chosen to optimize usage and benefit. This budget will accommodate two drinking fountains; however, three may be possible depending on site specifics. A priority list will be established by the City Engineering and Parks Divisions. \$34,000 of G.O. debt is reauthorized from the 2014 Capital Budget.

Right of Way Landscaping & Trees Project No. 2 Acct. No. 810377

GO \$ 142,500
Other 0
\$ 142,500

This project is intended to landscape boulevards and other areas within existing rights of way with a goal of reducing the impact of hard surfaces and infiltrating stormwater. The funds are used to replace existing landscaping where needed or to add new landscaping. The projects are coordinated with the efforts of neighborhood associations. Projects for which the neighborhood has agreed to provide maintenance assistance have priority. This project also installs or replaces trees and tree grates on arterial and collector streets where there is limited space for the pedestrian users and the streetscape. \$40,500 in GO debt is reauthorized from the 2014 Capital Budget.

Underground Storage Tanks Project No. 3 Acct. No. 810374

GO \$ 5,000
Other 0
\$ 5,000

This project provides funding for the State-mandated removal and cleanup of underground storage tanks. The program covers all tanks owned by the City. This work involves the removal of underground tanks, soil testing, remediation of contaminated soils, consultant fees, installation of treatment systems, and tank integrity testing. The City currently has no known sites but should the need arise, this item would be used. A portion of these costs may be eligible for reimbursement through the State's PECFA Program.

Waste Oil Collection Sites Project No. 4 Acct. No. 810672

GO \$ 0
Other 30,000
\$ 30,000

This project provides funding for the necessary improvements to the City's four Public Waste Oil Collection Facilities. Funding in 2015 will be used for any remaining capital improvements required to replace existing collection tanks with a dual tank system and bring the sites within code compliance (work begun in 2014). Dual tanks greatly simplify operations for collection as one tank can be locked out for contamination testing while the other tank remains open. Funding comes from the revenue received from the sale of used oil. This item also anticipates an undistributed \$10,000 every other year for required maintenance at any of the four sites.

Equipment & VehiclesProject No. **5** Acct. No. 810323

GO \$ 9,000
 Other 43,000
\$ 52,000

This item is for the replacement of existing vehicles and equipment that have exceeded their useful life and for the addition of new vehicles and equipment used to monitor, maintain, repair and improve the City's closed landfill facilities. Vehicles scheduled for purchase in 2015 include one vactor and one survey van. Other funding is provided from Landfill Remediation Fees and the amount shown represents only a portion of the total cost of the equipment.

Engineering Services Bldg. (Landfill)Project No. **6** Acct. No. 810648

GO \$ 0
 Other 11,100
\$ 11,100

This project is for replacement of existing mechanical equipment at the Engineering Services Building that has outlived its useful life, and for additions/upgrades to the facility. This represents only the Landfill portion of costs. Funding is provided from Landfill Remediation Fees.

Software for Construction InspectorsProject No. **7** Acct. No. 810752

GO \$ 0
 Other 290,000
\$ 290,000

This project will fund hardware and software that will interface with the InRoads software used to create infrastructure design drawings (streets, storm sewer, sanitary sewer and water distribution) and will enable the construction inspectors to take digital CAD construction plans into the field. The software will track field changes to the construction plans and will capture as-built quantities. The information collected in the field will be used to update the infrastructure mapping in GIS and as the basis for partial payments to contractors. This software will require the construction inspectors to have GPS-enabled touch screen field devices. Other funding is carry forward cash from 2013 & 2014.

Aerial Photo / OrthophotosProject No. **8** Acct. No. 810650

GO \$ 0
 Other 0
\$ 0

This project is for updating the City's GIS base mapping of the aerial photography for the City and nearby adjacent areas that the City may eventually expand into. The information is useful to the City's utilities for daily operations and planning. The information is also valuable to many other City agencies such as Engineering, Fire, Police, Planning, Assessors, Real Estate, Health, Parks, Traffic Engineering and Attorney's Office for their operations and planning. Updates are planned for 2016, 2018, and 2020. The 2016 update will also include LIDAR updates as the existing information is more than 10 years old. The project is funded 40% General Fund; 20% Storm Water Utility; 20% Sewer Utility; 20% Water Utility.

Engineering Web / Mapping SoftwareProject No. **9** Acct. No. 810735

GO \$ 0
 Other 28,800
\$ 28,800

This project would purchase and implement a web based option for GT Viewer. GT Viewer is a user friendly mapping product with extensive City data (i.e. - parcel data, pavement data, utility data), useful to both City agencies and the Public. This web version would be geared for use primarily by the General Public. Out years for this item are for a 3 year implementation of "Projectwise" software, a CAD management software to manage/share workflows. The Bentley Geospatial Server would allow data to be converted to a spatial database which allows greater flexibility in how Engineering manages the data. The Bentley ArcGIS connector would allow seamless transition between Engineering data and the Information Technology SDE system. Other funding is comprised of \$17,280 of Utilities funding and \$11,520 from a direct appropriation to capital.

Projects/Contracts Database Software Project No. **10** Acct. No. 810736

GO \$ 0
Other 50,000
\$ 50,000

This project is for the conversion of the Engineering Division's Projects and Contracts Database. The custom software will allow tracking of projects and contracts of all types in the Engineering Division, with better security and easier use. The current program is outdated and difficult to enhance. The project is now being tested for conversion to a Sharepoint application and if feasible, the conversion would need some budget funding in 2015 for hiring consultant help with data migration or tasks related to the conversion. Other funding is from a direct appropriation to capital.

Warning Sirens Project No. **11** Acct. No. 810485

GO \$ 0
Other 30,000
\$ 30,000

This project funds major upgrades and expansion of the City's Emergency Warning Sirens. Other funding is from a direct appropriation to capital. This project was transferred from the Stormwater Utility.

**2015
Capital Budget
Summary**

Agency Name: Engineering - Other Projects

Agency Number: 530

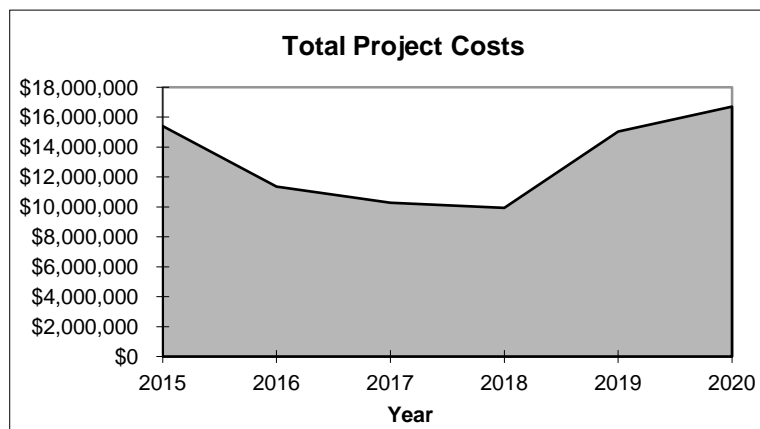
Project Name	Agency Request	Executive	Executive		
			G.O. Debt	Other Funding	Total
1 Public Drinking Fountains	\$ 36,000	\$ 70,000	\$ 70,000	\$ 0	\$ 70,000
2 Right of Way Landscaping & Trees	122,000	142,500	142,500	0	142,500
3 Underground Storage Tanks	5,000	5,000	5,000	0	5,000
4 Waste Oil Collection Sites	30,000	30,000	0	30,000	30,000
5 Equipment & Vehicles	52,000	52,000	9,000	43,000	52,000
6 Engineering Services Bldg. (Landfill)	11,100	11,100	0	11,100	11,100
7 Software for Construction Inspectors	290,000	290,000	0	290,000	290,000
8 Aerial Photo / Orthophotos	0	0	0	0	0
9 Engineering Web / Mapping Software	28,800	28,800	0	28,800	28,800
10 Projects/Contracts Database Software	50,000	50,000	0	50,000	50,000
11 Warning Sirens	30,000	30,000	0	30,000	30,000
Total	\$ 654,900	\$ 709,400	\$ 226,500	\$ 482,900	\$ 709,400

2015 Capital Budget Capital Improvement Program

Agency Name: **Stormwater Utility**

Agency Number: 56

Project Name	Capital Budget	Future Year Estimates				
	2015	2016	2017	2018	2019	2020
1 Storm Sewer with Streets Projects	\$ 4,377,900	\$ 3,685,000	\$ 3,690,000	\$ 3,600,000	\$ 3,800,000	\$ 3,900,000
2 Greenway Improvements	1,100,000	875,000	900,000	550,000	900,000	900,000
3 Stormwater Basins	1,040,000	550,000	300,000	300,000	450,000	550,000
4 Urban Best Management Practices	696,500	360,000	370,000	375,000	380,000	385,000
5 Storm Box Replacement	270,000	215,000	220,000	230,000	250,000	260,000
6 Major Roadway Culvert Crossings	115,000	120,000	130,000	140,000	150,000	160,000
7 Backyard Drainage Problems	95,000	95,000	95,000	95,000	95,000	95,000
8 Shorelines	600,000	450,000	100,000	200,000	150,000	375,000
9 Local (Public) Drainage Problems	125,000	125,000	125,000	125,000	125,000	150,000
10 Lower Badger Mill Creek	0	1,000,000	1,000,000	1,000,000	1,000,000	1,000,000
11 Upper Badger Mill Creek Watershed	0	0	0	0	0	1,000,000
12 Inter-Municipal Stormwater Mgmt.	1,607,300	625,000	625,000	625,000	575,000	575,000
13 Wingra Creek Corridor	959,168	0	25,000	25,000	600,000	200,000
14 Willow Creek Storm Sewer	0	0	0	150,000	4,000,000	4,400,000
15 Starkweather Creek Watershed	450,000	400,000	315,000	215,000	225,000	225,000
16 Street Cleaning Equipment	400,000	405,000	410,000	415,000	420,000	425,000
17 1000 Rain Gardens	80,000	80,000	80,000	80,000	80,000	80,000
18 Warning Sirens	0	0	0	0	0	0
19 Dredging Projects	100,000	375,000	375,000	275,000	275,000	275,000
20 Equipment & Vehicles	385,000	405,000	425,000	450,000	475,000	500,000
21 ESB Replacements, Imp. & Additions	806,100	34,700	36,500	38,300	40,000	42,000
22 Lake Wingra Watershed Mgmt.	30,000	25,000	0	0	0	0
23 Madison Beaches-Water Quality Mgmt.	0	0	0	0	0	150,000
24 Stormwater Imp. on Streets	220,000	225,000	250,000	250,000	250,000	260,000
25 TMDL Compliance	1,700,000	1,060,000	560,000	550,000	550,000	550,000
26 Stormwater Impr. Developing Areas	50,000	50,000	50,000	50,000	50,000	50,000
27 Cured Place Pipe Lining Storm Sewer	200,000	200,000	200,000	200,000	200,000	200,000
Total	\$15,406,968	\$11,359,700	\$10,281,500	\$ 9,938,300	\$15,040,000	\$16,707,000



**2015
Capital Budget
Expenditure Categories and Funding Sources**

Agency Name: **Stormwater Utility**

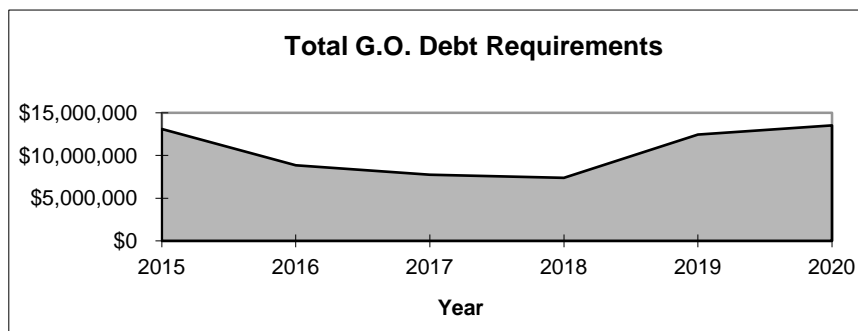
Agency No.: 56

All Projects	Capital Budget	Future Year Estimates				
	2015	2016	2017	2018	2019	2020
Expenditures:						
Purchased Services	\$ 230,000	\$ 585,000	\$ 560,000	\$ 550,000	\$ 550,000	\$ 700,000
Materials & Supplies	0	0	0	0	0	0
Inter-Agency Charges	0	0	0	0	0	0
Loans	0	0	0	0	0	0
Professional Fees	0	0	0	0	0	0
Land & Land Improve	14,791,968	10,369,700	9,296,500	8,938,300	14,015,000	15,507,000
Building & Bldg Improve	0	0	0	0	0	0
Equipment and Vehicles	385,000	405,000	425,000	450,000	475,000	500,000
Other	0	0	0	0	0	0
Total Project Costs	\$ 15,406,968	\$ 11,359,700	\$ 10,281,500	\$ 9,938,300	\$ 15,040,000	\$ 16,707,000

Funding Sources:						
Federal Sources	\$ 0	\$ 0	\$ 0	\$ 0	\$ 0	\$ 0
State Sources	0	0	0	0	0	0
Impact Fees	0	720,000	720,000	720,000	720,000	1,120,000
Private Contributions	0	0	0	0	0	0
Revenue Bonds	0	0	0	0	0	0
Special Assessments	50,000	50,000	50,000	50,000	50,000	50,000
TIF Cash	0	0	0	0	0	0
County Sources	900,000	0	0	0	0	0
Reserves Applied	1,328,100	1,714,700	1,736,500	1,758,300	1,790,000	1,982,000
Other	20,000	20,000	25,000	25,000	25,000	25,000
Total Other Sources	\$ 2,298,100	\$ 2,504,700	\$ 2,531,500	\$ 2,553,300	\$ 2,585,000	\$ 3,177,000

G.O. General Fund	\$ 0	\$ 0	\$ 0	\$ 0	\$ 0	\$ 0
G.O. Non-General Fund	13,108,868	8,855,000	7,750,000	7,385,000	12,455,000	13,530,000
Total G.O. Debt	\$ 13,108,868	\$ 8,855,000	\$ 7,750,000	\$ 7,385,000	\$ 12,455,000	\$ 13,530,000

Estimated Annual Debt Service						
G.O. General Fund	\$ 0	\$ 0	\$ 0	\$ 0	\$ 0	\$ 0
G.O. Non-General Fund	\$ 1,704,153	\$ 1,151,150	\$ 1,007,500	\$ 960,050	\$ 1,619,150	\$ 1,758,900



Capital Budget

Stormwater Utility

Storm Sewer with Streets Projects Project No. **1** Acct. No. 810381

GO \$ 4,377,900
Other 0
 \$ 4,377,900

This is a continuing program to provide mainline storm sewer improvements, replacements, and rehabilitation in conjunction with City streets being reconstructed and resurfaced. Additionally, this project consists of installing storm sewer to serve streets being improved with curb and gutter and asphaltic pavement. General Obligation debt includes \$1,922,900 reauthorized from 2014.

Greenway Improvements Project No. **2** Acct. No. 810382

GO \$ 1,100,000
Other 0
 \$ 1,100,000

This project will rehabilitate and repair drainage channels or greenways that are used to transport stormwater runoff. The project includes construction, restoration, landscaping and occasional land acquisition. Projects planned for design and construction in 2015 include the Sauk Creek Greenway (Beltline Highway to Tree Lane) and Thoreau School Greenway. This project also includes an annual restoration/landscaping contract which makes needed repairs to open drainage ways and removes distressed trees or problem trees within the greenway system. General Obligation debt includes \$550,000 reauthorized from 2014.

Stormwater Basins Project No. **3** Acct. No. 810384

GO \$ 1,040,000
Other 0
 \$ 1,040,000

This project will repair stormwater detention and retention basins and create new basins to capture sediment. By removing sediment from stormwater prior to discharge to the water body, phosphorus and other pollutants are also captured. Stormwater basins are a cost effective way to remove sediment from storm water. Specific projects in 2015 include renovation and expansion of Stricker's Pond Forebay, construction of a treatment system on Jacobson/Furey Avenue along Starkweather Creek, and a possible pond on the eastern end of Wheeler Road. General Obligation debt includes \$325,000 reauthorized from 2014.

Urban Best Management Practices Project No. **4** Acct. No. 810551

GO \$ 696,500
Other 0
 \$ 696,500

This project will construct stormwater devices which will enhance storm water quality. These devices will remove sediment from the stormwater. By removing sediment from stormwater prior to discharge to the water body, phosphorus and other pollutants are also captured. In addition, some of these devices can remove floating debris. These devices are normally installed in conjunction with street reconstruction and resurfacing projects and are targeted toward critical areas that drain directly to Lake Monona, Lake Mendota and Lake Wingra. A screen device is expected to be installed in Wingra Park in 2015 in advance of the Monroe Street Reconstruction. General Obligation debt includes \$251,500 reauthorized from 2014.

Storm Box Replacement Project No. **5** Acct. No. 810385

GO \$ 270,000
Other 0
 \$ 270,000

This is a continuing program to systematically replace aging and failing storm sewer box culverts. General Obligation debt includes \$270,000 reauthorized from 2014.

Major Roadway Culvert Crossings Project No. **6** Acct. No. 810386

GO \$ 115,000
 Other 0
\$ 115,000

This project will construct major (larger size) stormwater culvert crossings under roadways in areas of new development or in areas impacted by new development. When the crossing is entirely within a newly platted street, the City funds the proportion of the total project cost that can be attributed to a culvert end area in excess of 64 square feet. Actual expenditures are dependent on developments approved by the City.

Backyard Drainage Problems Project No. **7** Acct. No. 810387

GO \$ 95,000
 Other 0
\$ 95,000

This project will make improvements needed to solve drainage problems on private property which required work within the public right of way to solve. Potential projects have been identified at 1331 Everett Street, 214 Rethke Avenue, and 2605 Moland Street backyard.

Shorelines Project No. **8** Acct. No. 810388

GO \$ 600,000
 Other 0
\$ 600,000

The shoreline Improvement Program will make large-scale improvements to the public shoreline of lakes, creeks, and rivers. The annual action of lake ice requires periodic maintenance of shorelines. High lake levels have also exacerbated the erosion of the shorelines. Projects scheduled for 2015 include reconstructing all of Tenney Park Lagoons Shoreline in cooperation with the Parks Department.

Local (Public) Drainage Problems Project No. **9** Acct. No. 810389

GO \$ 125,000
 Other 0
\$ 125,000

City Engineering maintains a database of drainage problems and schedules projects to resolve them on a priority basis. A proposed project for 2015 is an upgrade of the low point serving Cumberland Lane at Richard Street. Future projects include relief of the Silver Road low point and rerouting the storm sewer to Lake Monona.

Lower Badger Mill Creek Project No. **10** Acct. No. 810550

GO \$ 0
 Other 0
\$ 0

This project provides for design, installation, and acquisition of lands to implement the regional storm water management plan for the Lower Badger Mill Creek Watershed, as required by the Urban Service Boundary Permit. Development within this watershed is contingent upon implementation of this plan. Full implementation is expected to occur over five to ten years, and will be primarily funded by impact fees to lands within the watershed, levied at the time of development and indexed for inflation. Approximately 12% of the cost associated with this project is the responsibility of the Stormwater Utility with the remainder recovered via impact fees and/or assessments. The schedule will be revised based on rate of development in the area.

Upper Badger Mill Creek Watershed Project No. **11** Acct. No. 810391

GO \$ 0
 Other 0
\$ 0

This project is for survey, design, permitting, acquisition of lands, and construction of a regional storm water management system consisting of greenways and retention ponds. No work is scheduled for 2015. Future work includes a new culvert crossing at Raymond Road, a new culvert crossing at CTH M, and a pond between Mid Town Road and Raymond Road. The Utility's portion of the cost of the work is estimated at 60%, since the existing development within the Watershed benefits from the improvements. The remaining costs will be recovered from impact fees and special assessments. The next large project is construction of a retention pond on the "Marty" property.

Inter-Municipal Stormwater Mgmt. Project No. **12** Acct. No. 810392

GO \$ 1,232,300
 Other 375,000
\$ 1,607,300

This project is for the funding of cooperative projects with neighboring municipalities. The work is detailed in inter-governmental agreements, which establish the level of cost participation. This project will fund \$500,000 per year for storm water management improvements within the Arboretum and within watersheds draining to the Arboretum. Project candidates for 2015 include continuation of a treatment device and shoreline stabilization of the Willow Creek in cooperation with the UW Madison. General Obligation debt includes \$607,300 reauthorized from 2014.

Wingra Creek Corridor Project No. **13** Acct. No. 810268

GO \$ 959,168
 Other 0
\$ 959,168

The Wingra Creek Corridor is in need of shoreline and embankment work to enhance stormwater conveyance and water quality, as well as provide a more enhanced corridor for public usage. Planning, design, and permitting began in 2003, with implementation phases proposed over several years. Previous phases from Fish Hatchery Road to the lower railroad bridge have been completed. Funding in 2015 includes the section from the lower railroad bridge through Quann Park to Olin Avenue. General Obligation debt includes \$822,000 reauthorized from 2014.

Willow Creek Storm Sewer Project No. **14** Acct. No. 810514

GO \$ 0
 Other 0
\$ 0

This is a continuing project to reduce storm water flooding on the University Avenue corridor from Highland Avenue to Shorewood Boulevard. Previous phases constructed a relief sewer from the outlet at the Willow Creek to the University Avenue and Grand Avenue intersection. Future phases will extend the sewer westerly along University Avenue to Shorewood Boulevard.

Starkweather Creek Watershed Project No. **15** Acct. No. 810394

GO \$ 450,000
 Other 0
\$ 450,000

This project will make improvements to the Starkweather Creek drainage basin including ponds and channel restoration. The project planned for 2015 will restore the wetlands on the lands north of Milwaukee Street near the proposed stormwater treatment system on the adjacent quarry property. General Obligation Debt includes \$308,500 reauthorized from 2014.

Street Cleaning Equipment Project No. **16** Acct. No. 810393

GO \$ 0
 Other 400,000
\$ 400,000

This project will replace existing street sweeping machines. Street sweepers require a high level of maintenance and are recommended for replacement on a five year cycle. Funding in 2015 is for the replacement of two mechanical street sweepers. Other funding is from the sale of the replaced units and Utility reserves.

1000 Rain Gardens Project No. **17** Acct. No. 810515

GO \$ 0
 Other 80,000
\$ 80,000

The City of Madison promotes the construction of public and private rain gardens. The focus is to install them in areas which drain directly to lakes without other significant methods of stormwater treatment. To date, over 89 rain gardens have been constructed in the public right of way or on lands owned by the City and 480 private rain gardens are registered with the City, for a total of 569 rain gardens. This project funds rain gardens on projects associated with street reconstruction and resurfacing projects. Residents are required to pay \$400 towards the cost of a terrace rain garden with the remainder, typically \$1,200, being funded by the Storm Water Utility. Other funding is from Utility reserves.

Warning SirensProject No. **18** Acct. No. 810485

GO \$ 0
 Other 0
\$ 0

This project funds major upgrades and expansion of the City's emergency warning sirens. It has been moved to Engineering - Other Projects.

Dredging ProjectsProject No. **19** Acct. No. 810673

GO \$ 100,000
 Other 0
\$ 100,000

This project dredges retention ponds and other stormwater features and includes the design, permitting, dredging and disposal of material. Projects proposed for 2015 include the outlet from Dunn's Marsh and the discharge area from Acewood pond.

Equipment & VehiclesProject No. **20** Acct. No. 810323

GO \$ 0
 Other 385,000
\$ 385,000

This project is for the replacement of existing vehicles and equipment that have exceeded their useful life and for the addition of new vehicles and equipment used to monitor, maintain, repair and improve the City's stormwater facilities. This amount represents only the Stormwater Utility portion of cost. Other funding is from Utility reserves.

ESB Replacements, Imp. & AdditionsProject No. **21** Acct. No. 810648

GO \$ 773,000
 Other 33,100
\$ 806,100

This project is for the replacement of existing Engineering Service Building (ESB) mechanical equipment that has outlived its useful life and additions/upgrades to the building. This amount represents only the Stormwater Utility portion. General Obligation debt is reauthorized from 2014. Other funding is from Utility reserves.

Lake Wingra Watershed Mgmt.Project No. **22** Acct. No. 810674

GO \$ 0
 Other 30,000
\$ 30,000

This project will continue the work begun in 2013 in cooperation with the Friends of Lake Wingra to develop and implement an integrated and comprehensive watershed management plan. This plan will guide future stormwater improvement projects by the Stormwater Utility or other agencies. This project also includes the continuation of the work being done by the UW Madison to model the affect that wind, waves, carp and new total suspended solids (TSS) inputs have on lake turbidity. Other funding is from Utility reserves.

Madison Beaches-Water Quality Mgmt. Project No. **23** Acct. No. 810676

GO \$ 0
 Other 0
\$ 0

This project will continue the City's efforts to implement clean beaches that began as a pilot project in 2010. A full enclosure with sand filter and UV treatment has been in operation at Bernie's Beach for three seasons and deflectors were employed to isolate or move algae from the BB Clark and Warner Park Beaches. The reinstallation of these devices will be supported by the operating budget funds in 2015. Funds are proposed in 2020 for design of a full permanent enclosure swimming system at Vilas Park Beach on Lake Wingra.

Stormwater Imp. on StreetsProject No. **24** Fund No. 810753

GO \$ 0
 Other 220,000
\$ 220,000

This project funds smaller drainage repair projects Citywide unrelated to street reconstruction projects. Other funding is from Utility reserves.

TMDL ComplianceProject No. **25** Acct. No. 810754

GO \$ 975,000
 Other 725,000
\$ 1,700,000

This project will fund the work with the Madison Metropolitan Sewerage District (MMSD) on the Adaptive Management Program as approved by the Common Council in 2012 as a means for TMDL compliance. This project will also fund investigation of other methods of compliance with the TMDL including a leaf collection study (with the US Geological Survey and the Wisconsin Department of Natural Resources) and funding of a retrofit alum treatment system for existing urban stormwater treatment ponds. Plans for 2015 include design and purchase of land for an off-line alum treatment system at the confluence of Starkweather Creek, with construction in 2016 and 2017. Other funding is from Utility reserves and Dane County.

Stormwater Impr. Developing AreasProject No. **26** Fund No. 810755

GO \$ 0
 Other 50,000
\$ 50,000

This project is for additions to the stormwater management system, typically storm sewer, in developing areas. Storm sewers and stormwater facilities in newly developing areas are 100% assessable.

Cured Place Pipe Lining Storm SewerProject No. **27** Acct. No. 0

GO \$ 200,000
 Other 0
\$ 200,000

This project will use cured-in-place pipe lining technology to line storm sewer pipes which are outside the limits of street reconstruction or resurfacing projects to extend the service life of the pipe.

**2015
Capital Budget
Summary**

Agency Name: Stormwater Utility

Agency Number: 56

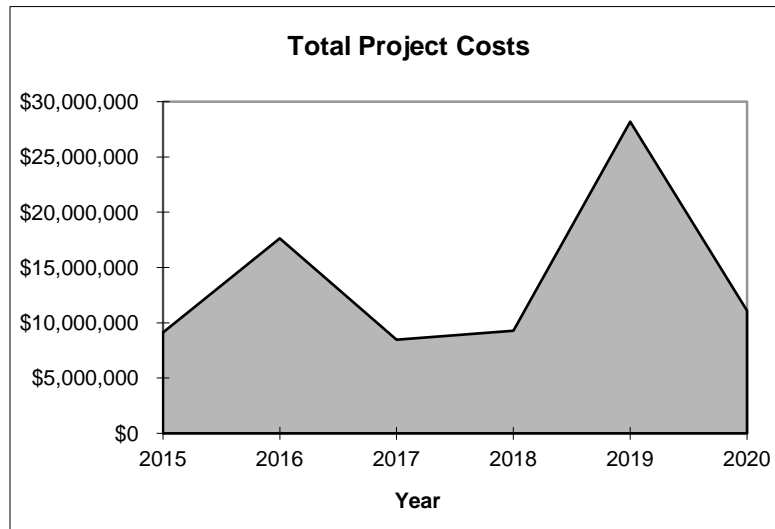
Project Name	Agency Request	Executive	Executive		
			G.O. Debt	Other Funding	Total
1 Storm Sewer with Streets Projects	\$ 3,700,000	\$ 4,377,900	\$ 4,377,900	\$ 0	\$ 4,377,900
2 Greenway Improvements	800,000	1,100,000	1,100,000	0	1,100,000
3 Stormwater Basins	1,040,000	1,040,000	1,040,000	0	1,040,000
4 Urban Best Management Practices	445,000	696,500	696,500	0	696,500
5 Storm Box Replacement	270,000	270,000	270,000	0	270,000
6 Major Roadway Culvert Crossings	115,000	115,000	115,000	0	115,000
7 Backyard Drainage Problems	95,000	95,000	95,000	0	95,000
8 Shorelines	600,000	600,000	600,000	0	600,000
9 Local (Public) Drainage Problems	125,000	125,000	125,000	0	125,000
10 Lower Badger Mill Creek	0	0	0	0	0
11 Upper Badger Mill Creek Watershed	0	0	0	0	0
12 Inter-Municipal Stormwater Mgmt.	1,443,000	1,607,300	1,232,300	375,000	1,607,300
13 Wingra Creek Corridor	1,227,168	959,168	959,168	0	959,168
14 Willow Creek Storm Sewer	0	0	0	0	0
15 Starkweather Creek Watershed	450,000	450,000	450,000	0	450,000
16 Street Cleaning Equipment	400,000	400,000	0	400,000	400,000
17 1000 Rain Gardens	80,000	80,000	0	80,000	80,000
18 Warning Sirens	30,000	0	0	0	0
19 Dredging Projects	100,000	100,000	100,000	0	100,000
20 Equipment & Vehicles	385,000	385,000	0	385,000	385,000
21 ESB Replacements, Imp. & Additions	33,100	806,100	773,000	33,100	806,100
22 Lake Wingra Watershed Mgmt.	30,000	30,000	0	30,000	30,000
23 Madison Beaches-Water Quality Mgmt.	0	0	0	0	0
24 Stormwater Imp. on Streets	220,000	220,000	0	220,000	220,000
25 TMDL Compliance	1,700,000	1,700,000	975,000	725,000	1,700,000
26 Stormwater Impr. Developing Areas	50,000	50,000	0	50,000	50,000
27 Cured Place Pipe Lining Storm Sewer	200,000	200,000	200,000	0	200,000
Total	\$ 13,538,268	\$ 15,406,968	\$ 13,108,868	\$ 2,298,100	\$ 15,406,968

2015 Capital Budget Capital Improvement Program

Agency Name: **Fleet Service**

Agency Number: 55

Project Name	Capital Budget	Future Year Estimates				
	<u>2015</u>	<u>2016</u>	<u>2017</u>	<u>2018</u>	<u>2019</u>	<u>2020</u>
1 Replace Equipment	\$ 6,000,000	\$ 6,000,000	\$ 6,000,000	\$ 6,000,000	\$ 6,000,000	\$ 8,900,000
2 Fire Equipment Replacement	1,488,000	2,011,000	2,467,000	1,151,300	2,701,000	2,200,000
3 GPS/AVL	0	0	0	0	275,000	0
4 Fire Maintenance Building/Design	880,000	9,620,000	0	0	0	0
5 Fleet Service Relocation	750,000	0	0	2,126,403	19,137,623	0
6 Building Improvement	0	0	0	0	75,000	0
Total	<u>\$ 9,118,000</u>	<u>\$ 17,631,000</u>	<u>\$ 8,467,000</u>	<u>\$ 9,277,703</u>	<u>\$28,188,623</u>	<u>\$ 11,100,000</u>



**2015
Capital Budget
Expenditure Categories and Funding Sources**

Agency Name: **Fleet Service**

Agency No.: 55

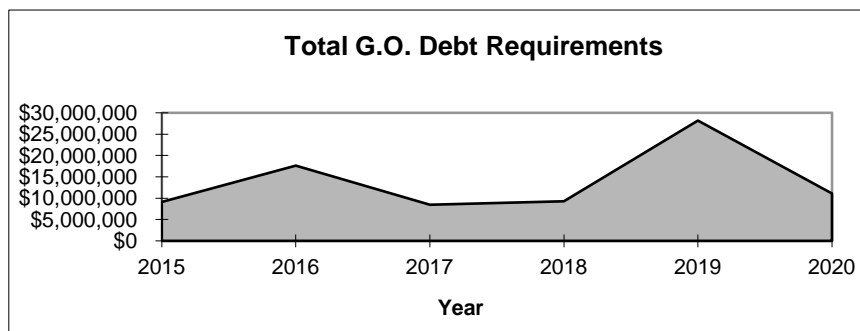
All Projects	Capital Budget		Future Year Estimates			
	2015	2016	2017	2018	2019	2020
Expenditures:						
Purchased Services	\$ 0	\$ 0	\$ 0	\$ 0	\$ 0	\$ 0
Materials & Supplies	0	0	0	0	0	0
Inter-Agency Charges	0	0	0	0	0	0
Loans	0	0	0	0	0	0
Professional Fees	0	0	0	0	0	0
Land & Land Improve	0	0	0	0	0	0
Building & Bldg Improve	1,630,000	9,620,000	0	2,126,403	19,212,623	0
Equipment and Vehicles	7,488,000	8,011,000	8,467,000	7,151,300	8,701,000	11,100,000
Other	0	0	0	0	275,000	0
Total Project Costs	\$ 9,118,000	\$ 17,631,000	\$ 8,467,000	\$ 9,277,703	\$ 28,188,623	\$ 11,100,000

Funding Sources:						
Federal Sources	\$ 0	\$ 0	\$ 0	\$ 0	\$ 0	\$ 0
State Sources	0	0	0	0	0	0
Impact Fees	0	0	0	0	0	0
Private Contributions	0	0	0	0	0	0
Revenue Bonds	0	0	0	0	0	0
Special Assessments	0	0	0	0	0	0
TIF Cash	0	0	0	0	0	0
County Sources	0	0	0	0	0	0
Reserves Applied	0	0	0	0	0	0
Other	0	0	0	0	0	0
Total Other Sources	\$ 0	\$ 0	\$ 0	\$ 0	\$ 0	\$ 0

G.O. General Fund	\$ 0	\$ 0	\$ 0	\$ 0	\$ 0	\$ 0
G.O. Non-General Fund	9,118,000	17,631,000	8,467,000	9,277,703	28,188,623	11,100,000
Total G.O. Debt	\$ 9,118,000	\$ 17,631,000	\$ 8,467,000	\$ 9,277,703	\$ 28,188,623	\$ 11,100,000

Estimated Annual Debt Service

G.O. General Fund	\$ 0	\$ 0	\$ 0	\$ 0	\$ 0	\$ 0
G.O. Non-General Fund	\$ 1,185,340	\$ 2,292,030	\$ 1,100,710	\$ 1,206,101	\$ 3,664,521	\$ 1,443,000



Capital Budget

Fleet Service

Replace Equipment

Project No. 1 Acct. No. 815506

GO \$ 6,000,000
Other 0
\$ 6,000,000

This is a continuing program. The original fleet equipment replacement policy was developed in the mid 80's. Beginning in 2008, Fleet Service had began an extensive evaluation of the fleet equipment replacement schedule. This evaluation included the likelihood of extending or shortening the expected life of some classifications of equipment. Fleet has developed a new formula that will better forecast the estimated replacement costs. This formula will include the anticipated engine and overall manufacturing price increases required to meet new EPA regulations, as well as the feasibility of purchasing equipment that will reduce fuel consumption and greenhouse gas emissions of the City's Fleet.

Fire Equipment Replacement

Project No. 2 Acct. No. 815506

GO \$ 1,488,000
Other 0
\$ 1,488,000

Replace existing Fire vehicles in accordance with Fire Department replacement policy. Funding is provided in 2015 for three ambulances, two pumpers, one van, and two sport utility vehicles.

GPS/AVL

Project No. 3 Acct. No. 815506

GO \$ 0
Other 0
\$ 0

This is an out year project to install and utilize Automatic Vehicle Location, Global Positioning Systems in the Public Works fleet.

Fire Maintenance Building/Design

Project No. 4 Acct. No. 815506

GO \$ 880,000
Other 0
\$ 880,000

The current Fire Maintenance Facility is extremely small for the size and weight of the vehicles being serviced at this property. Fire engines and ladder trucks are challenging to maneuver into the building, and height limitations make raising the cab difficult. Safety is of utmost concern. Construction is to be done at the Nakoosa Trail property that was previously purchased primarily for this purpose. A Fire maintenance facility will be the first phase of a combined facility, with Fleet Maintenance and the Radio Shop to be added in 2019. \$235,000 of G.O. debt is reauthorized from the 2014 Capital Budget.

Fleet Service Relocation

Project No. 5 Acct. No. 815506

GO \$ 750,000
Other 0
\$ 750,000

Consistent with the Long Range Facility Report, relocation of Fleet Service along with the Radio Shop operations from Sayle Street would provide for considerable efficiencies. Considerable travel time is necessary between Fleet Services and the Radio Shop to install and repair radios in various City vehicles. Estimated construction costs in 2019 reflect detailed space planning efforts between Fleet, Facilities Management, and consultants. \$750,000 of G.O. debt is reauthorized from the 2014 Capital Budget.

Building Improvement

Project No. 6 Acct. No. 815506

GO \$ 0
Other 0
\$ 0

Out year funding for basic facilities maintenance.

**2015
Capital Budget
Summary**

Agency Name: Fleet Service

Agency Number: 55

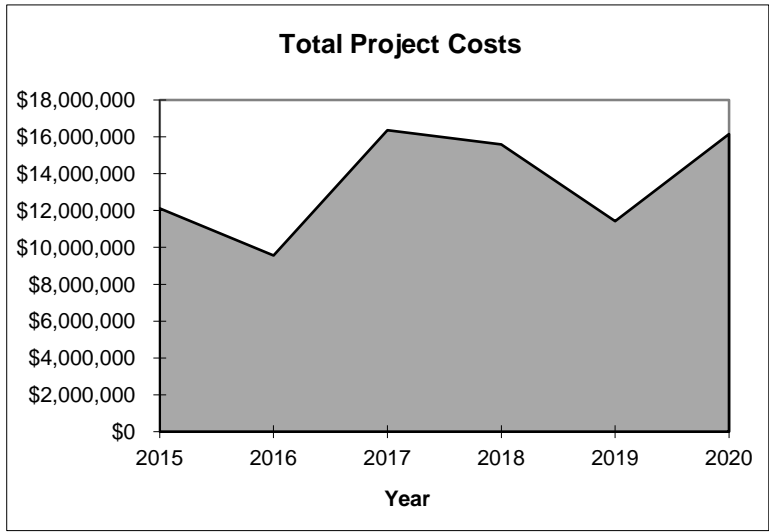
Project Name	Agency Request	Executive	Executive		
			G.O. Debt	Other Funding	Total
1 Replace Equipment	\$ 6,000,000	\$ 6,000,000	\$ 6,000,000	\$ 0	\$ 6,000,000
2 Fire Equipment Replacement	1,488,000	1,488,000	1,488,000	0	1,488,000
3 GPS/AVL	0	0	0	0	0
4 Fire Maintenance Building/Design	2,115,000	880,000	880,000	0	880,000
5 Fleet Service Relocation	6,750,000	750,000	750,000	0	750,000
6 Building Improvement	0	0	0	0	0
Total	\$ 16,353,000	\$ 9,118,000	\$ 9,118,000	\$ 0	\$ 9,118,000

**2015
Capital Budget
Capital Improvement Program**

Agency Name: **Parks**

Agency Number: **61**

Project Name	Capital Budget	Future Year Estimates				
	<u>2015</u>	<u>2016</u>	<u>2017</u>	<u>2018</u>	<u>2019</u>	<u>2020</u>
1 Beach and Shoreline Improvements	\$ 935,000	\$ 556,000	\$ 645,000	\$ 130,000	\$ 125,000	\$ 625,000
2 Community Park Improvements	337,000	352,000	477,000	1,005,000	945,000	290,000
3 Conservation Park Improvements	250,000	210,000	290,000	370,000	290,000	590,000
4 Parkland Acquisition	250,000	250,000	250,000	250,000	250,000	250,000
5 Neighborhood Park Improvements	871,000	785,000	510,000	382,000	320,000	170,000
6 Park Equipment	435,000	375,000	375,000	450,000	440,000	400,000
7 Park Facility Improvements	1,262,250	580,000	547,000	3,220,000	1,418,000	5,348,750
8 Playground/Accessibility Improve.	1,499,000	1,500,000	1,805,000	1,750,000	1,350,000	1,445,000
9 Assessable Trees	150,000	150,000	150,000	150,000	150,000	150,000
10 Street Tree Replacements	185,000	185,000	185,000	210,000	205,000	200,000
11 Dog Park Improvements	170,000	80,000	80,000	80,000	80,000	80,000
12 Park Ridge Neighborhood	150,000	0	0	0	0	0
13 Far East Splash Park	0	0	0	0	0	0
14 Hoyt Park Improvements	0	0	160,000	0	0	0
15 Odana Clubhouse	0	0	0	0	0	200,000
16 Bowman Field Improvements	135,000	0	0	0	0	0
17 Garver at Olbrich Botanical Complex	1,825,000	0	0	0	0	0
18 Warner Park Facility Study	20,000	0	0	0	0	0
19 James Madison Park Improvements	200,000	0	0	0	0	0
20 Elver Park Improvements	0	0	700,000	0	0	0
21 Vilas Park Roadway and Parking	100,000	0	0	1,300,000	0	0
22 Forest Hill Cemetery Improvements	50,000	100,000	200,000	0	0	0
23 Central Park	950,000	0	0	0	3,600,000	0
24 Emerald Ash Borer Mitigation	1,430,000	1,000,000	1,000,000	1,000,000	1,050,000	1,050,000
25 Washington Manor Park	0	0	0	0	200,000	0
26 Esther Beach Improvements	0	250,000	0	0	0	0
27 Breese Stevens Improvements	0	600,000	0	0	0	0
28 Reindahl Park Improvements	0	0	0	0	0	5,000,000
29 Quann Park Tennis Courts	215,000	200,000	0	0	0	0
30 Brittingham Park Improvements	0	0	0	0	800,000	0
31 Highland Manor Storm Shelter	467,000	108,000	0	0	0	0
32 Olbrich Botanical Complex	0	0	5,000,000	5,000,000	0	0
33 Disc Golf Improvements	50,000	130,000	35,000	40,000	50,000	100,000
34 Penn Park Improvements	0	1,500,000	0	0	0	0
35 Allied Drive Area NRT Request	100,000	0	0	0	0	0
36 Expanded Recycling in Parks	30,000	250,000	0	0	0	0
37 Yahara River Parkway Improvements	0	0	100,000	250,000	150,000	250,000
38 Warner Splash Park	0	0	850,000	0	0	0
39 Olin Park Gateway Improvements	50,000	400,000	3,000,000	0	0	0
Total	<u>\$12,116,250</u>	<u>\$ 9,561,000</u>	<u>\$16,359,000</u>	<u>\$15,587,000</u>	<u>\$11,423,000</u>	<u>\$16,148,750</u>



**2015
Capital Budget
Expenditure Categories and Funding Sources**

Agency Name: **Parks**

Agency No.: 61

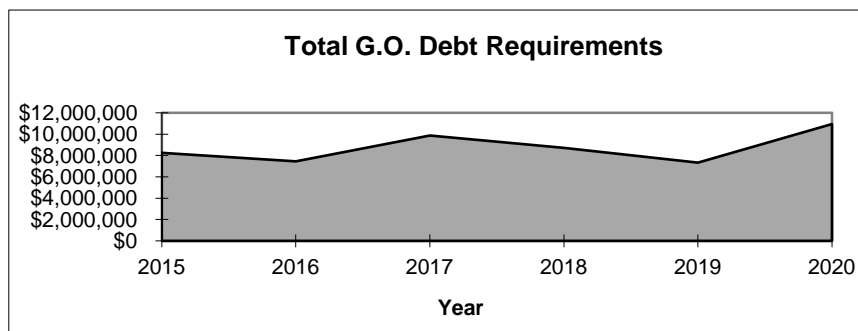
All Projects	Capital Budget	Future Year Estimates				
	2015	2016	2017	2018	2019	2020
Expenditures:						
Purchased Services	\$ 237,000	\$ 0	\$ 0	\$ 0	\$ 0	\$ 0
Materials & Supplies	635,000	605,000	585,000	610,000	605,000	600,000
Inter-Agency Charges	1,335,000	700,000	700,000	700,000	750,000	750,000
Loans	0	0	0	0	0	0
Professional Fees	320,000	0	0	0	0	0
Land & Land Improve	5,822,000	6,459,000	13,335,000	9,182,000	6,125,000	3,120,000
Building & Bldg Improve	3,217,250	1,142,000	1,314,000	4,595,000	3,453,000	11,228,750
Equipment and Vehicles	500,000	655,000	425,000	500,000	490,000	450,000
Other	50,000	0	0	0	0	0
Total Project Costs	\$ 12,116,250	\$ 9,561,000	\$ 16,359,000	\$ 15,587,000	\$ 11,423,000	\$ 16,148,750

Funding Sources:						
Federal Sources	\$ 0	\$ 15,000	\$ 15,000	\$ 15,000	\$ 15,000	\$ 15,000
State Sources	0	0	0	0	0	0
Impact Fees	2,415,000	1,328,000	1,440,000	3,345,000	3,630,000	1,730,000
Private Contributions	305,000	325,000	4,685,000	3,150,000	70,000	3,045,000
Revenue Bonds	0	0	0	0	0	0
Special Assessments	150,000	150,000	150,000	150,000	150,000	150,000
TIF Cash	25,000	25,000	25,000	35,000	35,000	20,000
County Sources	0	0	0	0	0	0
Reserves Applied	0	0	0	0	0	0
Other	970,000	265,000	170,000	175,000	190,000	240,000
Total Other Sources	\$ 3,865,000	\$ 2,108,000	\$ 6,485,000	\$ 6,870,000	\$ 4,090,000	\$ 5,200,000

G.O. General Fund	\$ 8,251,250	\$ 7,453,000	\$ 9,874,000	\$ 8,717,000	\$ 7,333,000	\$ 10,948,750
G.O. Non-General Fund	0	0	0	0	0	0
Total G.O. Debt	\$ 8,251,250	\$ 7,453,000	\$ 9,874,000	\$ 8,717,000	\$ 7,333,000	\$ 10,948,750

Estimated Annual Debt Service

G.O. General Fund	\$ 1,072,663	\$ 968,890	\$ 1,283,620	\$ 1,133,210	\$ 953,290	\$ 1,423,338
G.O. Non-General Fund	\$ 0	\$ 0	\$ 0	\$ 0	\$ 0	\$ 0



Capital Budget

Parks

Beach and Shoreline Improvements Project No. 1 Acct. No. 810677

GO \$ 675,000
Other 260,000
\$ 935,000

This project provides funding for the improvement of beaches, shorelines, and access to the water. Projects that are planned for 2015 are: improve canoe/kayak access near boat storage racks at Cherokee (\$25,000) and Tenney Park lagoon shoreline stabilization (\$760,000). General Obligation debt includes \$200,000 reauthorized from 2014. Other funding includes \$100,000 from Park Development Impact Fees and \$160,000 reappropriated from the Tenney Park Improvements project (810741) to support the Tenney shoreline stabilization project.

Community Park Improvements Project No. 2 Acct. No. 810678

GO \$ 292,000
Other 45,000
\$ 337,000

This project provides funding for improvements in the numerous Community Parks within the City. Projects planned for 2015 include: turf and grounds improvements at Warner, Elver, Goodman, and others (\$100,000); reconstructing the paths at Demetral to improve accessibility (\$140,000); park landscaping (\$40,000); softball fencing modifications at Olbrich (\$30,000); and general park improvements (\$27,000). Other funding includes Park Development Impact Fees (\$25,000) and private donations (\$20,000).

Conservation Park Improvements Project No. 3 Acct. No. 810401

GO \$ 245,000
Other 5,000
\$ 250,000

This program provides funding for environmental enhancements in the City's diverse native ecosystems. Removal of exotic botanical species and restoration efforts are all objectives, including some restoration in wooded and meadow areas of general parkland. Projects planned for 2015 include: continued land management in the conservation parks (\$60,000); oak savanna, prairie and wetland restoration in Cherokee Marsh including access improvements (\$170,000); continued woodland management at Owen and Heritage Prairie (\$15,000); and continued historic landscape restoration along the Yahara Parkway (\$5,000). Other funding includes \$5,000 from other restricted funding sources.

Parkland Acquisition Project No. 4 Acct. No. 810398

GO \$ 0
Other 250,000
\$ 250,000

This project provides funding to meet the costs of research, appraisals, title work, negotiations, and acquisition of new parkland. All acquisitions will be subject to final approval of the Common Council. Other funding is from the Citywide Parkland Acquisition Fund (SI32).

Neighborhood Park Improvements Project No. 5 Acct. No. 810402

GO \$ 546,000
Other 325,000
\$ 871,000

This project provides funding for improvements in the numerous Neighborhood Parks within the City. Projects planned for 2015 include: path improvements at Odana, Marlborough, and Waltham (\$80,000); tennis court improvements at Elvehjem, Rennebohm, Waunona, and Westhaven Trails (\$50,000); grading and improvements at Junction Ridge (\$105,000); park landscaping (\$35,000); People for Parks Grant Program (\$50,000); funding for Highland Manor (\$120,000) and Owl Creek (\$225,000); and general park improvements. General Obligation debt includes \$360,000 reauthorized from 2014. Other funding includes Park Development Impact Fees (\$300,000) and private donations (\$25,000).

Park Equipment

Project No. **6** Acct. No. 810609

GO \$ 0
Other 435,000
\$ 435,000

This project provides funding for the purchase of new and replacement equipment for various sections of the Parks Division, including General Park Maintenance, Mall/Concourse Maintenance, Community Services, Facility Maintenance, and Conservation Parks. Other funding is from the trade-in value of the equipment being replaced and a direct appropriation to capital from the General Fund.

Park Facility Improvements

Project No. **7** Acct. No. 810397

GO \$ 1,232,250
Other 30,000
\$ 1,262,250

Park Facility Improvements is an annual program to maintain and improve existing park buildings and facilities; projects are prioritized and addressed by need. Funding for 2015 includes: facility improvements to Goodman Maintenance (\$199,000); Park Facilities Needs Assessment Study (\$150,000); updating restrooms at shelters/playfields (\$60,000); Cherokee caretaker's residence improvements (\$90,000), WPCRC (\$80,000), Olbrich Botanical (\$20,000) and Forest Hill office (\$20,000); upgrades at Elver and Reindahl (\$45,000); and general park improvements (\$79,000). General Obligation debt includes \$519,250 reauthorized from 2014. Other funding includes Park Development Impact Fees (\$30,000).

Playground/Accessibility Improve.

Project No. **8** Acct. No. 810769

GO \$ 504,000
Other 995,000
\$ 1,499,000

Playground/Accessibility Improvements is an annual program to maintain and improve existing park playgrounds in the inventory as well as continue to improve accessibility to amenities in the parks. Madison has the highest number of playgrounds per capita in the U.S. and many of the playgrounds are reaching the end of their useful life. This project provides funding for ongoing improvements to meet current CPSC Public Playground Safety Handbook guidelines. In addition, this funding will be used to continue to improve accessibility in our parks to meet current Americans with Disabilities Act Accessibility Guidelines (ADAAG). Other funding includes Park Development Impact Fees (\$940,000) and private donations (\$55,000).

Assessable Trees

Project No. **9** Acct. No. 810533

GO \$ 0
Other 150,000
\$ 150,000

This project provides funding for the planting of terrace trees along new streets. These trees are planted by City Forestry staff. Individual property owners are assessed for the total cost of planting. Other funding is from these special assessments.

Street Tree Replacements

Project No. **10** Acct. No. 810680

GO \$ 150,000
Other 35,000
\$ 185,000

This project provides funding for the replacement of street trees within the City. Other funding of \$25,000 provides expenditure authorization within the project for the replacement of street trees in the City's tax incremental financing districts. Funding is from the following TIF districts: TID 25 (\$4,000); TID 27 (\$1,000); TID 29 (\$1,000); TID 32 (\$4,000); TID 36 (\$4,000); TID 37 (\$2,000); TID 39 (\$4,000); TID 41 (\$1,000); TID 42 (\$1,000); TID 43 (\$2,000) and TID 44 (\$1,000). Other funding of \$10,000 is from private donations.

Dog Park Improvements

Project No. 11 Acct. No. 810738

GO \$ 50,000
 Other 120,000
\$ 170,000

This project provides funding for improvements at dog park facilities. Planned improvements for 2015 include improvements to existing dog parks as well as a potential new dog parks on the north and east side of the city. Other funding is from the Dog Park Permit revenues. It is proposed that the annual Dog Park Permit fee be increased by \$10 from \$30 to \$40 to help fund these new parks.

Park Ridge Neighborhood

Project No. 12 Acct. No. 810770

GO \$ 0
 Other 150,000
\$ 150,000

This project provides funding for the purchase of land and development of a neighborhood park in the Park Ridge Neighborhood. This project was previously included in the 2013 Capital Budget. Other funding is from impact fees.

Far East Splash Park

Project No. 13 Acct. No. 0

GO \$ 0
 Other 0
\$ 0

This project provides funding for the establishment of a Far East splash park. No funding is included in the Capital Improvement Plan.

Hoyt Park Improvements

Project No. 14 Acct. No. 810740

GO \$ 0
 Other 0
\$ 0

This project provides funding for continued improvements to Hoyt Park. Funding for the parking lot replacement is shown in 2017; the use of permeable pavement and other storm water management techniques will be explored as part of this effort.

Odana Clubhouse

Project No. 15 Acct. No. 810651

GO \$ 0
 Other 0
\$ 0

This project provides funding for the study and design of a new facility at Odana Hills. An initial evaluation by Facilities Management has determined that renovation of the existing facility will not meet current and future use patterns and goals for sustainability. The new facility will be multi-purpose: a golf course clubhouse and winter operations facility as well as reservable meeting space. The intent is to implement as many sustainable techniques and energy efficiency elements in this project as practical. Funding for design development and preparation of construction drawings is shown in 2020, with construction of the building scheduled for 2021.

Bowman Field Improvements

Project No. 16 Acct. No. 810397

GO \$ 135,000
 Other 0
\$ 135,000

This project provides funding for continued improvements to the Bowman Field complex. Projects planned for 2015 include repaving the back parking lot.

Garver at Olbrich Botanical Complex

Project No. 17 Acct. No. 810742

GO \$ 1,825,000
 Other 0
\$ 1,825,000

This project provides funding to develop construction drawings and specifications for improvements to the former Garver Feed Mill structure. The core building will be stabilized and repurposed as a garden support and storage facility for the Olbrich Botanical Complex. General Obligation debt is reauthorized from 2014.

Warner Park Facility StudyProject No. **18** Acct. No. 810786

GO \$ 20,000
 Other 0
\$ 20,000

This project will encompass an evaluation and general conceptual design of the Warner Park Community Recreation Center and Warner Park, as well as planning and prioritization of future facility and park improvements. The majority of the work will be done by staff.

James Madison Park ImprovementsProject No. **19** Acct. No. 810639

GO \$ 0
 Other 200,000
\$ 200,000

This project provides funding for improvements at James Madison Park. Potential improvements include updating the park shelter to expand its use. Funding is provided by long-term lease proceeds from the Worden House, Ziegelman House, and Collins House and existing resources.

Elver Park ImprovementsProject No. **20** Acct. No. 0

GO \$ 0
 Other 0
\$ 0

This project provides funding for continued improvements to Elver Park. Funding for repaving the parking lots and paths is shown in 2017.

Vilas Park Roadway and ParkingProject No. **21** Acct. No. 810783

GO \$ 100,000
 Other 0
\$ 100,000

The traffic flow through Vilas Park continues to be congested, with competing uses between vehicles and bicycles. Parking lot areas are in need of significant repairs. This project provides funding to begin planning and design in 2015, with completion of construction of the new roadway and path system scheduled for 2018. General obligation debt includes \$100,000 reauthorized from the 2014.

Forest Hill Cemetery ImprovementsProject No. **22** Acct. No. 810784

GO \$ 50,000
 Other 0
\$ 50,000

This project provides funding for planning in 2015, replacement of the water system at Forest Hill Cemetery in 2016, and replacement of the roadway system in 2017. General Obligation debt is reauthorized from 2014.

Central ParkProject No. **23** Acct. No. 810625

GO \$ 200,000
 Other 750,000
\$ 950,000

This project provides funding for continued improvements to Central Park in accordance with the adopted Central Park Master Plan. Funding in 2015 includes additional funding for the skatepark (\$450,000) and \$500,000 for ongoing park development consistent with the master plan for Central Park including potential acquisition of additional property identified to be incorporated into the park. Other funding includes park impact fees from SI 26 Law -Tenney (\$105,000) and SI 32 Citywide Parkland Impact Fees (\$500,000), and additional private donations (\$145,000).

Emerald Ash Borer MitigationProject No. **24** Fund No. 810766

GO \$ 1,430,000
 Other 0
\$ 1,430,000

The Emerald Ash Borer was detected in Madison in late 2013. Additional resources are needed to manage the impact of this infestation as it has been detected not only on the north side of the city but also on the west side. Additional funding will be used for additional staff billings for the removal and replacement of both street and park trees. Funding for chemical treatment for one-half of treatable trees will be included in the 2015 Parks Operating Budget (estimated to be \$550K). General Obligation debt includes \$380,000 reauthorized from 2014.

Washington Manor ParkProject No. **25** Acct. No. 810402

GO \$ 0
 Other 0
\$ 0

This project provides funding for a pedestrian bridge across Starkweather Creek in 2019, linking the park to McCormick Greenway which contains community gardens and a dog park.

Esther Beach ImprovementsProject No. **26** Fund No. 810402

GO \$ 0
 Other 0
\$ 0

This project provides funding for new park development as identified in the updated park master plan for Esther Beach Park. The majority of the construction is scheduled to occur in 2016.

Breese Stevens ImprovementsProject No. **27** Acct. No. 810565

GO \$ 0
 Other 0
\$ 0

This project provides funding in 2016 to expand facilities (including restrooms) at Breese Stevens to increase the capacity of the facility.

Reindahl Park ImprovementsProject No. **28** Acct. No. 0

GO \$ 0
 Other 0
\$ 0

This project provides funding for construction of a ball field complex at Reindahl Park in 2020. Future improvements include construction of the complex and associated parking and roadway improvements.

Quann Park Tennis CourtsProject No. **29** Acct. No. 810685

GO \$ 200,000
 Other 15,000
\$ 215,000

This project provides funding for the second phase of the reconstruction of the tennis courts at Quann Park. The remaining six tennis courts will be reconstructed in 2015, with lighting improvements scheduled for 2016. Other funding is Park Development Impact Fees (\$15,000).

Brittingham Park ImprovementsProject No. **30** Acct. No. 0

GO \$ 0
 Other 0
\$ 0

This project provides funding in 2019 to upgrade and/or replace the beach house at Brittingham Park.

Highland Manor Storm ShelterProject No. **31** Acct. No. 810765

GO \$ 467,000
 Other 0
\$ 467,000

This project provides funding for the design and construction of a storm shelter at Highland Manor Park. The storm shelter will also be utilized as a reservable shelter and meeting space for the community. Additional funding is needed to construct the shelter and provide the required landscaping, technology, and other amenities to make this a functional facility. General Obligation debt includes \$225,000 reauthorized from 2014.

Olbrich Botanical ComplexProject No. **32** Acct. No. 0

GO \$ 0
 Other 0
\$ 0

This project provides funding for the first phase of improvements to Olbrich Botanical Complex (the City completed a master plan and schematic design for the expansion of Olbrich Botanical Gardens in 2013). Funding in 2017 and 2018 includes \$5,000,000 each year, with \$2,500,000 of the funding each year in private donations. The first phase will include the education wing, greenhouses, and modifying the atrium to create a library and orientation (welcome) space.

Disc Golf ImprovementsProject No. **33** Acct. No. 810785

GO \$ 0
 Other 50,000
\$ 50,000

This project provides funding for improvements to disc golf courses. Projects include erosion control, turf and path improvements, tee box improvements, and registration kiosks. Funding in 2016 includes establishing a new disc golf course in the system. Other funding is from the Disc Golf Permit Revenue segregated fund.

Penn Park ImprovementsProject No. **34** Acct. No. 810402

GO \$ 0
 Other 0
\$ 0

This project provides funding for the demolition and reconstruction of the park shelter at Penn Park in 2016. This project also includes funding for other park improvements.

Allied Drive Area NRT RequestProject No. **35** Acct. No. 0

GO \$ 50,000
 Other 50,000
\$ 100,000

This project will construct a full-length basketball court in the Allied Drive area, which is accessible to all and has been a high priority for the neighborhood. Fencing and other improvements may be included in the project scope. Other funding is from private donations.

Expanded Recycling in ParksProject No. **36** Acct. No. 810609

GO \$ 30,000
 Other 0
\$ 30,000

The Parks Division receives frequent requests to expand opportunities for recycling in parks. Currently the Parks Division has a limited number of recycling containers and collection of the recycling is performed manually. To expand this program, additional recycling containers are needed as well as a vehicle to pick up the recycling. Funding requested will support the purchase of 500 recycling containers and a vehicle to pick up and dump the containers.

Yahara River Parkway ImprovementsProject No. **37** Acct. No. 0

GO \$ 0
 Other 0
\$ 0

The Yahara River Parkway corridor is undergoing a master planning process in 2014. With pending approval of the plan, several capital improvements will be identified. Funding in 2017 through 2020 is for some of these improvements.

Warner Splash ParkProject No. **38** Acct. No. 0

GO \$ 0
 Other 0
\$ 0

This project provides funding for the establishment of a splash park at Warner Park.

Olin Park Gateway ImprovementsProject No. **39** Acct. No. 0

GO \$ 50,000
 Other 0
\$ 50,000

Funding in 2015 is provided for preliminary planning and conceptual design for the northern parcels of Olin Park bounded by Lake Monona and John Nolen Drive. Future year funding is for planning, design and construction for this area.

**2015
Capital Budget
Summary**

Agency Name: **Parks**

Agency Number: **61**

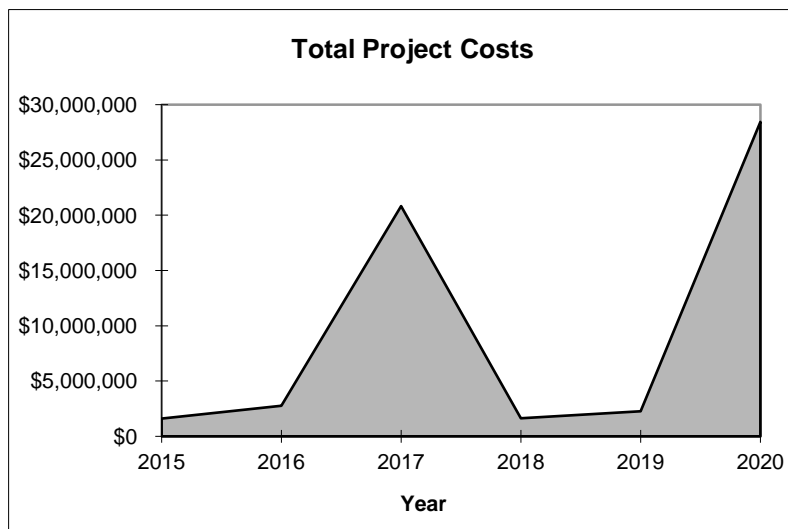
Project Name	Agency Request	Executive	Executive		
			G.O. Debt	Other Funding	Total
1 Beach and Shoreline Improvements	\$ 935,000	\$ 935,000	\$ 675,000	\$ 260,000	\$ 935,000
2 Community Park Improvements	337,000	337,000	292,000	45,000	337,000
3 Conservation Park Improvements	250,000	250,000	245,000	5,000	250,000
4 Parkland Acquisition	250,000	250,000	0	250,000	250,000
5 Neighborhood Park Improvements	871,000	871,000	546,000	325,000	871,000
6 Park Equipment	435,000	435,000	0	435,000	435,000
7 Park Facility Improvements	813,000	1,262,250	1,232,250	30,000	1,262,250
8 Playground/Accessibility Improve.	1,499,000	1,499,000	504,000	995,000	1,499,000
9 Assessable Trees	150,000	150,000	0	150,000	150,000
10 Street Tree Replacements	185,000	185,000	150,000	35,000	185,000
11 Dog Park Improvements	80,000	170,000	50,000	120,000	170,000
12 Park Ridge Neighborhood	150,000	150,000	0	150,000	150,000
13 Far East Splash Park	800,000	0	0	0	0
14 Hoyt Park Improvements	0	0	0	0	0
15 Odana Clubhouse	0	0	0	0	0
16 Bowman Field Improvements	135,000	135,000	135,000	0	135,000
17 Garver at Olbrich Botanical Complex	1,825,000	1,825,000	1,825,000	0	1,825,000
18 Warner Park Facility Study	150,000	20,000	20,000	0	20,000
19 James Madison Park Improvements	200,000	200,000	0	200,000	200,000
20 Elver Park Improvements	0	0	0	0	0
21 Vilas Park Roadway and Parking	100,000	100,000	100,000	0	100,000
22 Forest Hill Cemetery Improvements	50,000	50,000	50,000	0	50,000
23 Central Park	950,000	950,000	200,000	750,000	950,000
24 Emerald Ash Borer Mitigation	450,000	1,430,000	1,430,000	0	1,430,000
25 Washington Manor Park	0	0	0	0	0
26 Esther Beach Improvements	0	0	0	0	0
27 Breese Stevens Improvements	0	0	0	0	0
28 Reindahl Park Improvements	0	0	0	0	0
29 Quann Park Tennis Courts	215,000	215,000	200,000	15,000	215,000
30 Brittingham Park Improvements	0	0	0	0	0
31 Highland Manor Storm Shelter	350,000	467,000	467,000	0	467,000
32 Olbrich Botanical Complex	0	0	0	0	0
33 Disc Golf Improvements	50,000	50,000	0	50,000	50,000
34 Penn Park Improvements	0	0	0	0	0
35 Allied Drive Area NRT Request	0	100,000	50,000	50,000	100,000
36 Expanded Recycling in Parks	0	30,000	30,000	0	30,000
37 Yahara River Parkway Improvements	0	0	0	0	0
38 Warner Splash Park	0	0	0	0	0
39 Olin Park Gateway Improvements	0	50,000	50,000	0	50,000
Total	\$ 11,230,000	\$ 12,116,250	\$ 8,251,250	\$ 3,865,000	\$ 12,116,250

2015 Capital Budget Capital Improvement Program

Agency Name: **Streets**

Agency Number: 63

Project Name	Capital Budget	Future Year Estimates				
	<u>2015</u>	<u>2016</u>	<u>2017</u>	<u>2018</u>	<u>2019</u>	<u>2020</u>
1 Minor Bldg. Improvements and Repairs	\$ 305,125	\$ 105,325	\$ 109,000	\$ 151,600	\$ 193,000	\$ 310,000
2 Equipment	892,622	1,122,500	516,400	202,400	343,800	1,600,000
3 Yard Improvements	0	355,000	188,600	0	451,200	245,000
4 Public Works Facility-Far West Side	0	0	150,000	0	0	25,000,000
5 Biodigester	75,000	500,000	17,278,500	0	0	0
6 Emerald Ash Borer Mitigation	332,610	681,333	2,578,805	1,278,805	1,278,805	1,278,805
Total	\$ 1,605,357	\$ 2,764,158	\$ 20,821,305	\$ 1,632,805	\$ 2,266,805	\$ 28,433,805



**2015
Capital Budget
Expenditure Categories and Funding Sources**

Agency Name: **Streets**

Agency No.: 63

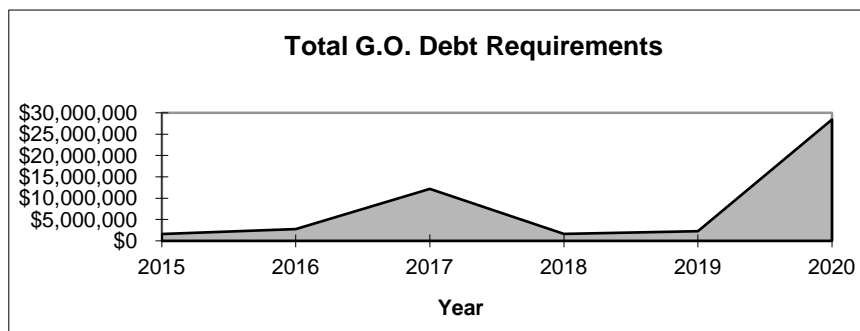
All Projects	Capital Budget		Future Year Estimates			
	2015	2016	2017	2018	2019	2020
Expenditures:						
Purchased Services	\$ 0	\$ 0	\$ 0	\$ 0	\$ 0	\$ 0
Materials & Supplies	17,250	18,500	19,000	70,000	20,000	20,000
Inter-Agency Charges	0	0	0	0	0	0
Loans	0	0	0	0	0	0
Professional Fees	75,000	0	0	0	0	2,500,000
Land & Land Improve	0	855,000	188,600	0	0	150,000
Building & Bldg Improve	287,875	86,825	240,000	81,600	624,200	22,385,000
Equipment and Vehicles	992,622	1,222,500	19,094,900	202,400	343,800	2,100,000
Other	232,610	581,333	1,278,805	1,278,805	1,278,805	1,278,805
Total Project Costs	\$ 1,605,357	\$ 2,764,158	\$ 20,821,305	\$ 1,632,805	\$ 2,266,805	\$ 28,433,805

Funding Sources:						
Federal Sources	\$ 0	\$ 0	\$ 0	\$ 0	\$ 0	\$ 0
State Sources	0	0	0	0	0	0
Impact Fees	0	0	0	0	0	0
Private Contributions	0	0	0	0	0	0
Revenue Bonds	0	0	0	0	0	0
Special Assessments	0	0	0	0	0	0
TIF Cash	0	0	0	0	0	0
County Sources	0	0	0	0	0	0
Reserves Applied	0	0	0	0	0	0
Other	0	0	8,639,250	0	0	0
Total Other Sources	\$ 0	\$ 0	\$ 8,639,250	\$ 0	\$ 0	\$ 0

G.O. General Fund	\$ 1,605,357	\$ 2,764,158	\$ 12,182,055	\$ 1,632,805	\$ 2,266,805	\$ 28,433,805
G.O. Non-General Fund	0	0	0	0	0	0
Total G.O. Debt	\$ 1,605,357	\$ 2,764,158	\$ 12,182,055	\$ 1,632,805	\$ 2,266,805	\$ 28,433,805

Estimated Annual Debt Service

G.O. General Fund	\$ 208,696	\$ 359,341	\$ 1,583,667	\$ 212,265	\$ 294,685	\$ 3,696,395
G.O. Non-General Fund	\$ 0	\$ 0	\$ 0	\$ 0	\$ 0	\$ 0



Capital Budget

Streets

Minor Bldg. Improvements and Repairs Project No. 1 Acct. No. 810661

GO \$ 305,125
Other 0
\$ 305,125

This is a continuing project to fund the replacement and upgrade of facility and grounds components at the Streets Division's vehicle bays, office and storage sites. Work is performed to replace or improve components that are damaged, have aged beyond their useful life, or for other reasons detract from effective and efficient delivery of service. Funding is provided in 2015 for projects that may include replacement of overhead doors and upgrades to current facilities. Future projects include updating the fire system at the east facility, office furniture, an additional wash bay, and replacement of overhead doors. \$206,700 of G.O. debt is reauthorized from the 2014 Capital Budget.

Equipment Project No. 2 Acct. No. 810585

GO \$ 892,622
Other 0
\$ 892,622

This is a continuing program to replace aging or outmoded equipment and to implement operational improvements to keep pace with a growing City. 2015 expenditures may include a tandem dump; 2 utility vehicles; patrol truck; blade sharpener; tractor; 2 small vehicles; loader and fork lift. Future years may include a lugger bin truck and lugger bins or roll-off container truck to assist with sweeping and drop off sites; additional tandem axles dump trucks equipped with plows, wings and liquid application attachments; patrol trucks; rear loaders; tractors; automated trucks for assistance with refuse, recycling and organic collection; snow blower; and snow melting equip that melts snow on site instead of hauling snow to a dump site. \$24,122 of G.O. debt is reauthorized from 2014.

Yard Improvements Project No. 3 Acct. No. 810661

GO \$ 0
Other 0
\$ 0

Funding is provided in 2016 for blacktop at South Point drop off site. Future year projects include: blacktop at South Point for the driveway; a small cold storage area (about a 40' x 60' size) at Sycamore that will be attached to the current salt shed; blacktop for Olin Avenue for the expanded area; bunker in berm for storage at Sycamore; salt building and lean-to at badger; and crack/chip sealing at Badger.

Public Works Facility-Far West Side Project No. 4 Acct. No. 810691

GO \$ 0
Other 0
\$ 0

This continuing project is the development of a Public Works Facility on South Point Road. The salt storage was built in 1999. A warm storage facility is currently under construction. The 2017 project is for covered storage bins.

Biodigester Project No. 5 Acct. No. 0

GO \$ 75,000
Other 0
\$ 75,000

The Streets Division is seeking to construct a biodigester for the processing of source separated organics that would be collected from households and businesses. The digester will convert the organic material into biogas and compost. The biogas would be used to power electrical generators. The generators would supply electricity, heat, and cooling for City buildings that would be built in conjunction with the digester. The biogas would also provide some fuel for City vehicles. Compost would be sold to area farmers. \$75,000 is reauthorized from the 2014 Capital Budget.

Emerald Ash Borer Mitigation

Project No. **6**

Acct. No. **0**

GO \$ 332,610
Other 0
\$ 332,610

Over 30% of the City forest consists of ash trees, which includes approximately 21,000 City-owned terrace trees (those located between the street and sidewalk). The Emerald Ash Borer (EAB) was detected in Madison in November 2013. All untreated ash trees within Dane County are expected to die within an estimated eight years of that date. Funding in 2015 consists of \$232,610 of capitalized labor costs related to adding three new workers on April 1 for stump grubbing duties. Combined with existing employees, the new personnel will enable the City to field an additional stump grubbing crew. A further \$100,000 is provided for one stump grubber machine and one utility locator machine to be used by the newly formed crew.

**2015
Capital Budget
Summary**

Agency Name: Streets

Agency Number: 63

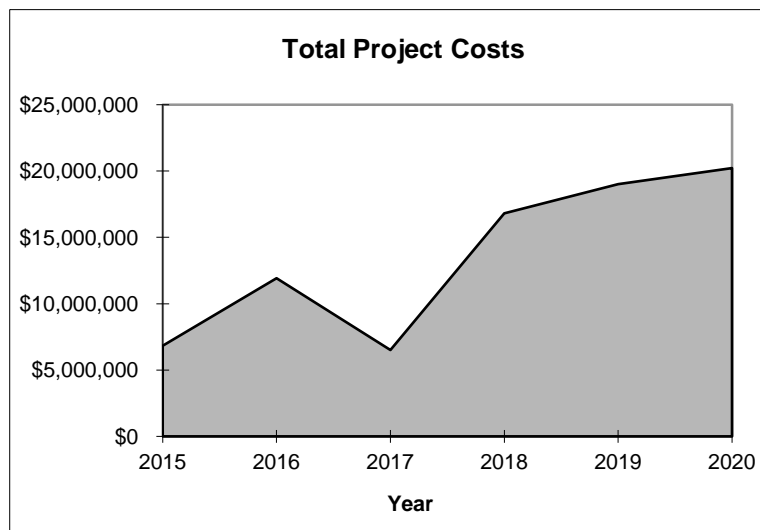
Project Name	Agency Request	Executive	Executive		
			G.O. Debt	Other Funding	Total
1 Minor Bldg. Improvements and Repairs	\$ 99,250	\$ 305,125	\$ 305,125	\$ 0	\$ 305,125
2 Equipment	989,000	892,622	892,622	0	892,622
3 Yard Improvements	125,000	0	0	0	0
4 Public Works Facility-Far West Side	0	0	0	0	0
5 Biodigester	0	75,000	75,000	0	75,000
6 Emerald Ash Borer Mitigation	0	332,610	332,610	0	332,610
Total	\$ 1,213,250	\$ 1,605,357	\$ 1,605,357	\$ 0	\$ 1,605,357

2015 Capital Budget Capital Improvement Program

Agency Name: **Metro Transit**

Agency Number: 50

Project Name	Capital Budget	Future Year Estimates				
	<u>2015</u>	<u>2016</u>	<u>2017</u>	<u>2018</u>	<u>2019</u>	<u>2020</u>
1 Transit Coaches	\$ 6,150,000	\$ 6,150,000	\$ 6,150,000	\$ 6,750,000	\$ 6,950,000	\$ 7,160,000
2 Facility Repairs and Improvements	290,000	390,000	290,000	40,000	40,000	40,000
3 Transit System Upgrades	390,000	5,380,000	70,000	20,000	20,000	20,000
4 Building Expansion/Construction	0	0	0	10,000,000	12,000,000	13,000,000
Total	<u>\$ 6,830,000</u>	<u>\$11,920,000</u>	<u>\$ 6,510,000</u>	<u>\$16,810,000</u>	<u>\$19,010,000</u>	<u>\$20,220,000</u>



**2015
Capital Budget
Expenditure Categories and Funding Sources**

Agency Name: **Metro Transit**

Agency No.: 50

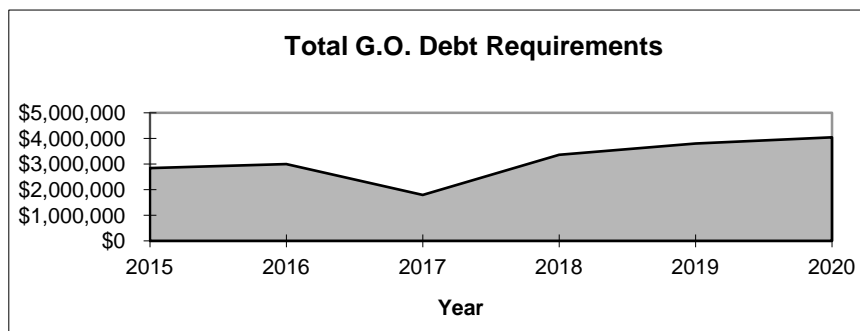
All Projects	Future Year Estimates					
	2015	2016	2017	2018	2019	2020
Expenditures:						
Purchased Services	\$ 0	\$ 0	\$ 0	\$ 0	\$ 0	\$ 0
Materials & Supplies	0	0	0	0	0	0
Inter-Agency Charges	0	0	0	0	0	0
Loans	0	0	0	0	0	0
Professional Fees	0	0	0	0	0	0
Land & Land Improve	0	0	0	0	0	0
Building & Bldg Improve	290,000	390,000	290,000	10,040,000	12,040,000	13,040,000
Equipment and Vehicles	6,540,000	11,530,000	6,220,000	6,770,000	6,970,000	7,180,000
Other	0	0	0	0	0	0
Total Project Costs	\$ 6,830,000	\$ 11,920,000	\$ 6,510,000	\$ 16,810,000	\$ 19,010,000	\$ 20,220,000

Funding Sources:						
Federal Sources	\$ 3,988,000	\$ 8,921,000	\$ 4,716,000	\$ 13,448,000	\$ 15,208,000	\$ 16,176,000
State Sources	0	0	0	0	0	0
Impact Fees	0	0	0	0	0	0
Private Contributions	0	0	0	0	0	0
Revenue Bonds	0	0	0	0	0	0
Special Assessments	0	0	0	0	0	0
TIF Cash	0	0	0	0	0	0
County Sources	0	0	0	0	0	0
Reserves Applied	0	0	0	0	0	0
Other	0	0	0	0	0	0
Total Other Sources	\$ 3,988,000	\$ 8,921,000	\$ 4,716,000	\$ 13,448,000	\$ 15,208,000	\$ 16,176,000

G.O. General Fund	\$ 0	\$ 0	\$ 0	\$ 0	\$ 0	\$ 0
G.O. Non-General Fund	2,842,000	2,999,000	1,794,000	3,362,000	3,802,000	4,044,000
Total G.O. Debt	\$ 2,842,000	\$ 2,999,000	\$ 1,794,000	\$ 3,362,000	\$ 3,802,000	\$ 4,044,000

Estimated Annual Debt Service

G.O. General Fund	\$ 0	\$ 0	\$ 0	\$ 0	\$ 0	\$ 0
G.O. Non-General Fund	\$ 369,460	\$ 389,870	\$ 233,220	\$ 437,060	\$ 494,260	\$ 525,720



Capital Budget

Metro Transit

Transit Coaches

Project No. 1 Acct. No. 810788

GO \$ 2,706,000
Other 3,444,000
\$ 6,150,000

The project provides funding to maintain the Metro Transit bus replacement schedule of 15 transit coaches per year, but utilizes a different mix of funds as continued Federal funding support for Metro Transit capital costs continues to be uncertain. All buses will meet both EPA emissions standards and Americans with Disabilities Act (ADA) requirements. The 2015 budget anticipates the allocation of Federal Surface Transportation Program (STP) grant funds to support 50% of the cost of twelve buses (\$2,460,000), plus three buses to be purchased utilizing FTA grant funds which support up to 80% of the costs (\$984,000). The cost for each bus is an estimated \$410,000. The remainder will be covered by City GO borrowing (\$2,706,000). The amount of federal funding for 2016 -2020 is even more doubtful, however the CIP anticipates 50% STP funds for 5 buses in 2016 and 4 buses in 2017 and 80% FTA funds for 10 buses in 2016 and 11 buses in 2017. In addition, Metro Transit has applied for a Federal Ladders of Opportunity grant which would provide funding of up to 80% for bus purchases.

Facility Repairs and Improvements

Project No. 2 Acct. No. 810789

GO \$ 58,000
Other 232,000
\$ 290,000

The 2015 budget includes \$250,000 to replace the roof of the bus storage and maintenance facility and \$40,000 for major unanticipated building repairs or improvements that would meet the City's capitalization criteria. The CIP anticipates continued federal grant funding support of 80% of capital expenditures, however such funding is uncertain.

Transit System Upgrades

Project No. 3 Acct. No. 810790

GO \$ 78,000
Other 312,000
\$ 390,000

Acquire equipment and software to improve operations. In 2015 these projects include \$10,000 for bus stop schedule hardware, \$50,000 for software to improve shop operations, \$150,000 to upgrade the wireless network and add an RFID system in the maintenance and bus storage facility, \$20,000 for real time bus stop schedule displays, \$60,000 for shelter upgrades and \$100,000 to add WI-FI to buses. The CIP anticipates continued federal grant funding support of 80% of capital expenditures, however such funding is uncertain.

Building Expansion/Construction

Project No. 4 Acct. No. 0

GO \$ 0
Other 0
\$ 0

The 2018 through 2020 expenditures are to construct a satellite facility, potentially as part of the City's new Nakoosa Trail property. This additional space is necessary as the current facility is not large enough to house and maintain Metro's future fleet requirements. The CIP anticipates continued federal grant funding support of 80% of capital expenditures, however such funding is uncertain.

**2015
Capital Budget
Summary**

Agency Name: Metro Transit

Agency Number: 50

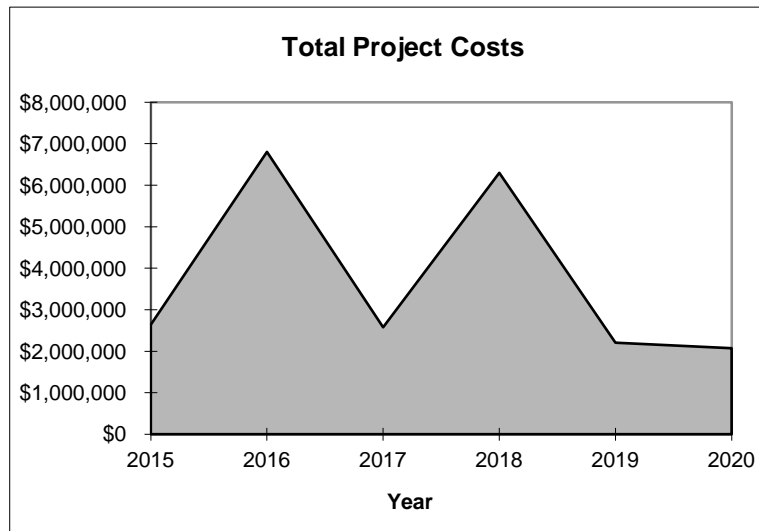
Project Name	Agency Request	Executive	Executive		
			G.O. Debt	Other Funding	Total
1 Transit Coaches	\$ 6,180,000	\$ 6,150,000	\$ 2,706,000	\$ 3,444,000	\$ 6,150,000
2 Facility Repairs and Improvements	290,000	290,000	58,000	232,000	290,000
3 Transit System Upgrades	590,000	390,000	78,000	312,000	390,000
4 Building Expansion/Construction	0	0	0	0	0
Total	<u>\$ 7,060,000</u>	<u>\$ 6,830,000</u>	<u>\$ 2,842,000</u>	<u>\$ 3,988,000</u>	<u>\$ 6,830,000</u>

2015 Capital Budget Capital Improvement Program

Agency Name: **Traffic Engineering**

Agency Number: **57**

Project Name	Capital Budget	Future Year Estimates				
	<u>2015</u>	<u>2016</u>	<u>2017</u>	<u>2018</u>	<u>2019</u>	<u>2020</u>
1 Street Light Infrastructure	\$ 700,000	\$ 756,000	\$ 816,300	\$ 881,300	\$ 951,300	\$ 1,026,800
2 URD/URC Street Lighting	100,000	108,000	116,700	126,000	136,100	147,000
3 Public Safety Radio System	450,000	5,000,000	450,000	4,550,000	50,000	50,000
4 Traffic Signal Infrastructure	1,290,000	550,000	594,000	641,600	692,900	748,400
5 Traffic Safety Infrastructure	100,000	100,000	100,000	100,000	100,000	100,000
6 Com Tower at New Facility	0	0	0	0	275,000	0
7 New TE Vehicle	0	40,000	0	0	0	0
8 Wayfinding Signage	0	250,000	500,000	0	0	0
Total	<u>\$ 2,640,000</u>	<u>\$ 6,804,000</u>	<u>\$ 2,577,000</u>	<u>\$ 6,298,900</u>	<u>\$ 2,205,300</u>	<u>\$ 2,072,200</u>



**2015
Capital Budget
Expenditure Categories and Funding Sources**

Agency Name: **Traffic Engineering**

Agency No.: 57

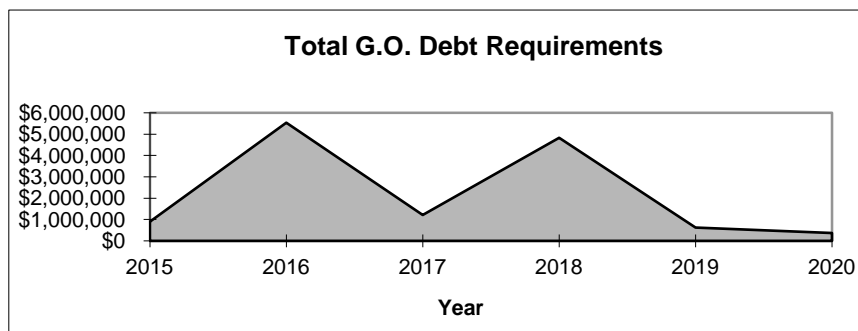
All Projects	Capital Budget		Future Year Estimates			
	2015	2016	2017	2018	2019	2020
Expenditures:						
Purchased Services	\$ 0	\$ 0	\$ 0	\$ 0	\$ 0	\$ 0
Materials & Supplies	675,000	729,000	787,300	850,300	918,300	991,800
Inter-Agency Charges	135,000	137,800	148,700	160,300	172,600	185,800
Loans	0	0	0	0	0	0
Professional Fees	0	0	0	0	0	0
Land & Land Improve	450,000	5,000,000	450,000	4,550,000	50,000	50,000
Building & Bldg Improve	190,000	197,200	205,000	213,400	222,500	232,300
Equipment and Vehicles	1,190,000	740,000	986,000	524,900	841,900	612,300
Other	0	0	0	0	0	0
Total Project Costs	\$ 2,640,000	\$ 6,804,000	\$ 2,577,000	\$ 6,298,900	\$ 2,205,300	\$ 2,072,200

Funding Sources:						
Federal Sources	\$ 0	\$ 0	\$ 0	\$ 0	\$ 0	\$ 0
State Sources	220,000	194,000	205,500	218,000	231,400	245,900
Impact Fees	0	0	0	0	0	0
Private Contributions	145,000	153,000	165,300	178,600	192,900	208,300
Revenue Bonds	0	0	0	0	0	0
Special Assessments	60,000	64,800	70,000	75,500	81,600	88,100
TIF Cash	0	0	0	0	0	0
County Sources	27,000	12,200	13,200	14,300	15,400	16,600
Reserves Applied	0	0	0	0	0	0
Other	1,288,000	842,000	909,300	982,000	1,060,400	1,145,100
Total Other Sources	\$ 1,740,000	\$ 1,266,000	\$ 1,363,300	\$ 1,468,400	\$ 1,581,700	\$ 1,704,000

G.O. General Fund	\$ 900,000	\$ 5,538,000	\$ 1,213,700	\$ 4,830,500	\$ 623,600	\$ 368,200
G.O. Non-General Fund	0	0	0	0	0	0
Total G.O. Debt	\$ 900,000	\$ 5,538,000	\$ 1,213,700	\$ 4,830,500	\$ 623,600	\$ 368,200

Estimated Annual Debt Service

G.O. General Fund	\$ 117,000	\$ 719,940	\$ 157,781	\$ 627,965	\$ 81,068	\$ 47,866
G.O. Non-General Fund	\$ 0	\$ 0	\$ 0	\$ 0	\$ 0	\$ 0



Capital Budget

Traffic Engineering

Street Light Infrastructure

Project No. 1 Acct. No. 810411

GO \$ 100,000
Other 600,000
\$ 700,000

This project provides funding for the upgrade/replacement of older street lighting systems, including computer support; replacement or painting/refurbishing of older poles, fixtures, cable and other major street light equipment; and installation of new street lights. Other funding sources are from City capital projects or State, County, other municipalities and private contributions for street light infrastructure installed at locations outside or adjacent to the City's jurisdiction. \$80,000 of the GO borrowing is reauthorized from 2014.

100000

URD/URC Street Lighting

0 Project No. 2 Acct. No. 810412

GO \$ 0
Other 100,000
\$ 100,000

This is a continuing project to install street lighting in newly developed and reconstructed areas where electrical power lines are underground. The actual costs are related to the amount of new residential or commercial development. Costs are assessed directly to the property owners and funds are placed in a segregated revolving fund.

Public Safety Radio System

Project No. 3 Acct. No. 810414

GO \$ 450,000
Other 0
\$ 450,000

Dane County is in the process of installing a new digital emergency communication system. Madison Police and Fire Departments require features that will not be included in the County's new system; therefore the City will continue to maintain a separate system to be linked with the County's system. The 2014 CIP included funds in 2015 through 2017 to replace a significant portion of the radio system; this budget continues with the upgrades including the purchase of a logging recorder, and replacement of user radios and radio service monitors. The plan prioritizes the system's essential needs and gives the city the flexibility to spread out the costs over four years (2014-18) versus two years (2015 to 2017). All other components of the City's radio emergency system will be under factory support until 2018.

Traffic Signal Infrastructure

Project No. 4 Acct. No. 810417

GO \$ 300,000
Other 990,000
\$ 1,290,000

This is a continuing program to replace and modernize the existing signal system and install new traffic signals. Major work items will include upgrades to existing signals, controllers, system master controllers, signal coordination, conflict monitors, Light Emitting Diode (LED) signals, signal heads, cable and other signal equipment. Other funding is provided from other capital budget sources or State, County, other municipalities and private contributions for traffic signal infrastructure installed at locations outside of or adjacent to the City's jurisdiction. Staff will continue with purchasing replacement controllers in 2015. This program will help create a more functional as well as effective and efficient traffic control system. \$300,000 of the GO borrowing is reauthorized from 2014.

Traffic Safety InfrastructureProject No. **5** Acct. No. 810801

GO \$ 50,000
 Other 50,000
\$ 100,000

This program improves safety and accessibility for pedestrians, bicyclists, motorists and transit users. It may include geometric improvements such as realignments, construction and reconstruction of corner radii, traffic islands, median breaks, turn lanes, guardrails, and safety and other traffic control devices. Also included is the design and local share of State Highway Hazard Elimination program funded projects, signs, in-street pedestrian signs and traffic safety studies. High crash frequency intersections and corridors will be targeted with these funds.

Com Tower at New FacilityProject No. **6** Acct. No. 0

GO \$ 0
 Other 0
\$ 0

Traffic Engineering/Communication is planning on relocating to the City's new facility on Nakoosa Trail in 2019. TE has an 85' monopole and numerous antenna at its current Sayle Street facility that will need to be moved or replaced. TE has determined that is more efficient to purchase a new 150' freestanding tower which will accommodate additional antennae. \$275,000 GO would be provided for this project in 2019.

New TE VehicleProject No. **7** Acct. No. 0

GO \$ 0
 Other 0
\$ 0

The Operations Manager's duties have grown to the point where a designated Fleet vehicle is required to enable the manager to drive to job sites, crash/vehicle incident investigations, attend meetings, or other critical supervisory related issues. The vehicle would be utilized as a general work truck during painting season, serve as a back up when other vehicles are in for repairs, and during the evening shift for crosswalk painting programs. Currently, the manager shares a vehicle that is scheduled to move to another facility, or has another employee drop off/pick up as needed. Funding of \$40,000 GO is provided in 2016.

Wayfinding SignageProject No. **8** Acct. No. 0

GO \$ 0
 Other 0
\$ 0

This project will provide funding to support improvements and expansions of the City's Wayfinding signing system, first implemented in 1996. Signs are used to direct visitors and residents to Downtown, UW Campus, Expo Center, Monona Terrace, airport and parking ramps, as well as major highways. Funding of \$250,000 is provided in 2016 for design and some installations, and \$500,000 is provided in 2017 for the majority of the installations.

**2015
Capital Budget
Summary**

Agency Name: Traffic Engineering

Agency Number: 57

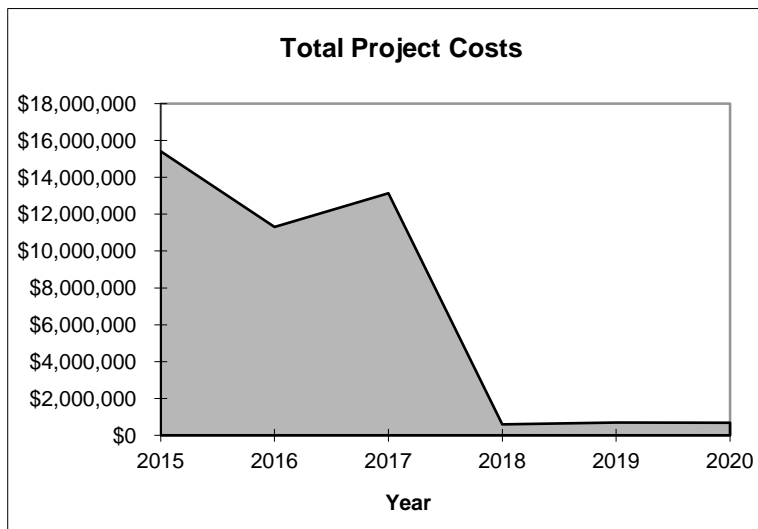
Project Name	Agency Request	Executive	Executive		
			G.O. Debt	Other Funding	Total
1 Street Light Infrastructure	\$ 700,000	\$ 700,000	\$ 100,000	\$ 600,000	\$ 700,000
2 URD/URC Street Lighting	100,000	100,000	0	100,000	100,000
3 Public Safety Radio System	450,000	450,000	450,000	0	450,000
4 Traffic Signal Infrastructure	800,000	1,290,000	300,000	990,000	1,290,000
5 Traffic Safety Infrastructure	100,000	100,000	50,000	50,000	100,000
6 Com Tower at New Facility	0	0	0	0	0
7 New TE Vehicle	0	0	0	0	0
8 Wayfinding Signage	0	0	0	0	0
Total	\$ 2,150,000	\$ 2,640,000	\$ 900,000	\$ 1,740,000	\$ 2,640,000

**2015
Capital Budget
Capital Improvement Program**

Agency Name: Parking Utility

Agency Number: 58

Project Name	Capital Budget	Future Year Estimates				
	<u>2015</u>	<u>2016</u>	<u>2017</u>	<u>2018</u>	<u>2019</u>	<u>2020</u>
1 Parking Garage Repairs	\$ 881,000	\$ 596,000	\$ 488,000	\$ 552,000	\$ 643,000	\$ 641,000
2 Judge Doyle Square Garage	11,950,000	9,000,000	0	0	10,000	0
3 Parking Revenue/Enforcement Equip	2,050,000	1,600,000	0	0	0	0
4 Customer Communication and Support	162,800	25,000	25,000	25,000	25,000	25,000
5 Shop Maintenance	169,950	84,872	21,855	16,883	15,000	15,000
6 Elevator Maintenance	200,000	0	0	0	0	0
7 State Street Campus-Lake Garage	0	0	12,600,000	0	0	0
Total	<u>\$15,413,750</u>	<u>\$11,305,872</u>	<u>\$13,134,855</u>	<u>\$ 593,883</u>	<u>\$ 693,000</u>	<u>\$ 681,000</u>



**2015
Capital Budget
Expenditure Categories and Funding Sources**

Agency Name: **Parking Utility**

Agency No.: 58

All Projects	Capital Budget		Future Year Estimates			
	2015	2016	2017	2018	2019	2020
Expenditures:						
Purchased Services	\$ 0	\$ 0	\$ 0	\$ 0	\$ 0	\$ 0
Materials & Supplies	0	0	0	0	0	0
Inter-Agency Charges	0	0	0	0	0	0
Loans	0	0	0	0	0	0
Professional Fees	2,101,000	136,000	2,083,000	82,000	113,000	91,000
Land & Land Improve	0	0	0	0	0	0
Building & Bldg Improve	11,099,950	9,544,872	11,026,855	486,883	555,000	565,000
Equipment and Vehicles	2,212,800	1,625,000	25,000	25,000	25,000	25,000
Other	0	0	0	0	0	0
Total Project Costs	\$ 15,413,750	\$ 11,305,872	\$ 13,134,855	\$ 593,883	\$ 693,000	\$ 681,000
Funding Sources:						
Federal Sources	\$ 0	\$ 0	\$ 0	\$ 0	\$ 0	\$ 0
State Sources	0	0	0	0	0	0
Impact Fees	0	0	0	0	0	0
Private Contributions	0	0	0	0	0	0
Revenue Bonds	0	0	6,300,000	0	0	0
Special Assessments	0	0	0	0	0	0
TIF Cash	0	0	0	0	0	0
County Sources	0	0	0	0	0	0
Reserves Applied	15,413,750	11,305,872	6,834,855	593,883	693,000	681,000
Other	0	0	0	0	0	0
Total Other Sources	\$ 15,413,750	\$ 11,305,872	\$ 13,134,855	\$ 593,883	\$ 693,000	\$ 681,000
G.O. General Fund	\$ 0	\$ 0	\$ 0	\$ 0	\$ 0	\$ 0
G.O. Non-General Fund	0	0	0	0	0	0
Total G.O. Debt	\$ 0	\$ 0	\$ 0	\$ 0	\$ 0	\$ 0
Estimated Annual Debt Service						
G.O. General Fund	\$ 0	\$ 0	\$ 0	\$ 0	\$ 0	\$ 0
G.O. Non-General Fund	\$ 0	\$ 0	\$ 0	\$ 0	\$ 0	\$ 0

Capital Budget

Parking Utility

Parking Garage Repairs

Project No. 1 Acct. No. 810421

GO \$ 0
Other 881,000
\$ 881,000

This is a continuing program of major repairs encompassing entire garage sections, including the replacement of concrete and steel reinforcement and the addition of a waterproof membrane system to the wearing surface in select locations. In 2008, the Parking Utility began a decade-long rehabilitation of electrical (inc. lighting), mechanical and plumbing systems to improve the facilities. These garages have an average age of 44 years and will require an increasing amount of work as time goes on.

Judge Doyle Square Garage

Project No. 2 Acct. No. 810620

GO \$ 0
Other 11,950,000
\$ 11,950,000

This project envisions a garage to be built on the current MMB/GE site with approximately 600 stalls financed by the Parking Utility. It may be built in conjunction with a hotel, bike station and office tower and extend under Pinckney St into the current Government East site. Planning will take place in 2014/15, with construction in 2015/16. Phasing allows for the demolition of Government East garage in 2015/16. The Government East garage is 55 years old and near the end of its useful life. \$7,000,000 is reauthorized from 2014.

Parking Revenue/Enforcement Equip

Project No. 3 Acct. No. 810421

GO \$ 0
Other 2,050,000
\$ 2,050,000

This project funds the replacement and modification of on-street and off-street parking revenue equipment. This investment will create customer-friendly options (credit card payments and pay-by-cell). With increasing meter rates the amount of coinage necessary to pay for parking has become burdensome. Zeag equipment in the parking garages is now 10 years-old with an expected lifespan of 10 years. It will need to be replaced in a timely manner as it performs a multitude of tasks for customers and employees. The Parking Utility plans to test a conversion of remaining single-space parking meters to smart meters, and will continue connecting more multi-space meters directly to the City network. \$450,000 is reauthorized from 2014.

Customer Communication and Support

Project No. 4 Acct. No. 810421

GO \$ 0
Other 162,800
\$ 162,800

This project provides funding to improve quality of customer service through increased use of video cameras to enhance customer communication, helpline assistance and security.

Shop Maintenance

Project No. 5 Acct. No. 810416

GO \$ 0
Other 169,950
\$ 169,950

This project provides funding for on-going remediation and maintenance of the shared offices of the Parking Utility and Traffic Engineering facility at 1120 Sayle Street facility. Work may include additional HVAC, electrical upgrades and building insulation. Projects which impact shared space are typically funded by a 25% Parking Utility /75% Traffic Engineering split.

Elevator Maintenance

Project No. **6** Acct. No. 810421

GO	\$	0
Other		<u>200,000</u>
	\$	<u>200,000</u>

This project includes the modernization of the Overture Center garage elevator, which is now 30 years old. \$190,000 is reauthorized from 2014.

State Street Campus-Lake Garage

Project No. **7** Acct. No. 810421

GO	\$	0
Other		<u>0</u>
	\$	<u>0</u>

The Financial Sustainability Study identified the State Street Campus-Lake Garage as a high priority project. Rebuilding this garage may include a multi-modal transit center serving regional buses as well as ground level retail businesses. Situated at the edge of the University of Wisconsin-Madison campus, this is an ideal location for these purposes. Funding of \$12,600,000 is provided in 2017.

Unless otherwise noted, all capital project funding is from Parking Utility reserves.

**2015
Capital Budget
Summary**

Agency Name: Parking Utility

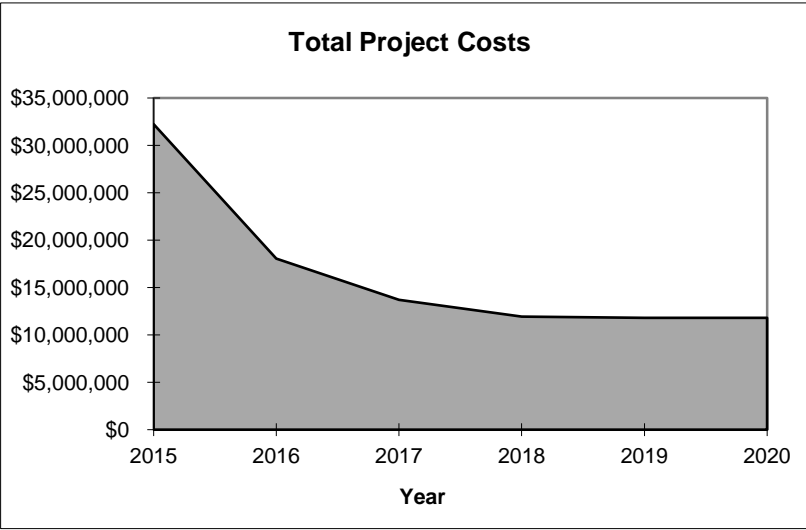
Agency Number: 58

Project Name	Agency Request	Executive	Executive		
			G.O. Debt	Other Funding	Total
1 Parking Garage Repairs	\$ 581,000	\$ 881,000	\$ 0	\$ 881,000	\$ 881,000
2 Judge Doyle Square Garage	11,950,000	11,950,000	0	11,950,000	11,950,000
3 Parking Revenue/Enforcement Equip	2,050,000	2,050,000	0	2,050,000	2,050,000
4 Customer Communication and Support	162,800	162,800	0	162,800	162,800
5 Shop Maintenance	169,950	169,950	0	169,950	169,950
6 Elevator Maintenance	200,000	200,000	0	200,000	200,000
7 State Street Campus-Lake Garage	0	0	0	0	0
Total	\$ 15,113,750	\$ 15,413,750	\$ 0	\$ 15,413,750	\$ 15,413,750

**2015
Capital Budget
Capital Improvement Program**

Agency Name: **Planning and Community and Econ. Dev.** Agency Number: 21

Project Name	Capital Budget	Future Year Estimates				
	<u>2015</u>	<u>2016</u>	<u>2017</u>	<u>2018</u>	<u>2019</u>	<u>2020</u>
1 Municipal Art Fund	\$ 80,000	\$ 125,000	\$ 125,000	\$ 125,000	\$ 125,000	\$ 125,000
5 Broom Street Gateway	50,000	0	0	0	0	0
6 Historic Preservation Plan	100,000	150,000	0	0	0	0
8 Neighborhood Centers	8,300,000	6,000,000	6,000,000	6,000,000	6,000,000	6,000,000
10 CDA Red. - Village on Park	230,000	100,000	100,000	0	0	0
11 Public Housing Redevelopment	1,280,000	210,000	210,000	210,000	210,000	210,000
12 South Capitol TOD (Judge Doyle Sq.)	0	0	0	0	0	0
15 TID 36 - Capitol Gateway Corridor	135,000	135,000	135,000	135,000	135,000	135,000
16 TID 37 - Union Corners	30,000	30,000	30,000	30,000	30,000	30,000
18 TID 39 - Stoughton Rd.	30,000	30,000	30,000	30,000	30,000	30,000
21 TID 42 - Wingra	30,000	30,000	30,000	30,000	30,000	30,000
25 TID 32 - Upper State Street Corridor	150,000	200,000	200,000	200,000	0	0
28 Public Market	8,250,000	1,150,000	1,200,000	0	0	0
31 Center for Industry and Commerce	50,000	40,000	40,000	40,000	40,000	40,000
32 Housing Employers Study	0	30,000	0	30,000	0	0
33 Block 800 East Washington (TID #36)	1,500,000	0	0	0	0	0
34 TID 43 - Park / Drake	500,000	250,000	250,000	250,000	250,000	250,000
35 Permanent Supportive Housing	2,000,000	0	0	0	0	0
36 Mosaic Ridge Construction Financing	300,000	300,000	300,000	0	0	0
38 E. Wash./Stoughton Rd. Redev. Planning	100,000	0	0	0	0	0
39 TID XX - Mineral Point - Odana	2,500,000	0	0	0	0	0
40 Fresh Food Development Projects	100,000	0	0	0	0	0
41 Homebuyers Assistance Program	226,000	0	0	0	0	0
42 Affordable Housing Fund	4,250,000	4,750,000	3,500,000	3,850,000	3,950,000	3,950,000
43 Stoughton Rd Revitalization Plan	0	2,300,000	0	0	0	0
44 Comprehensive Plan Update	250,000	250,000	0	0	0	0
45 State Street Retail District Loans	300,000	300,000	0	0	0	0
46 Starting Block (TID #36)	1,500,000	0	0	0	0	0
47 Nolen Waterfront	0	120,000	0	0	0	0
48 Inter-City Intermodal Bus Terminal	0	550,000	550,000	0	0	0
49 Co-operative Enterprise Development	0	1,000,000	1,000,000	1,000,000	1,000,000	1,000,000
Total	\$ 32,241,000	\$18,050,000	\$13,700,000	\$11,930,000	\$11,800,000	\$11,800,000



**2015
Capital Budget
Expenditure Categories and Funding Sources**

Agency Name: **Planning and Community and Econ. Dev.** Agency No.: 21

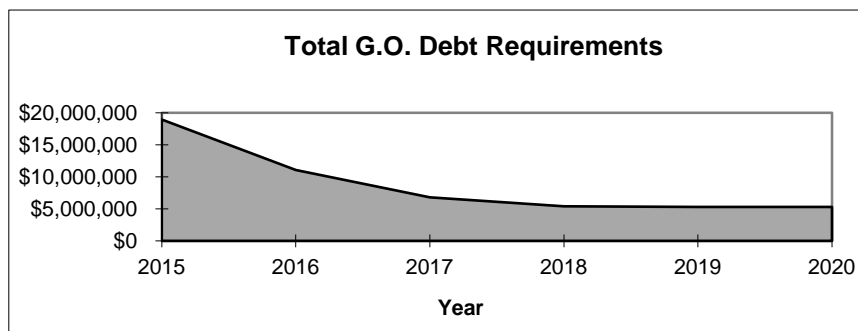
All Projects	Capital Budget	Future Year Estimates				
	2015	2016	2017	2018	2019	2020
Expenditures:						
Purchased Services	\$ 150,000	\$ 150,000	\$ 50,000	\$ 30,000	\$ 0	\$ 0
Materials & Supplies	0	0	0	0	0	0
Inter-Agency Charges	18,000	0	0	0	0	0
Loans	11,008,000	6,500,000	4,950,000	5,300,000	5,200,000	5,200,000
Professional Fees	650,000	1,050,000	200,000	200,000	200,000	200,000
Land & Land Improve	12,825,000	5,715,000	2,665,000	2,165,000	2,165,000	2,165,000
Building & Bldg Improve	7,510,000	4,510,000	5,710,000	4,110,000	4,110,000	4,110,000
Equipment and Vehicles	0	0	0	0	0	0
Other	80,000	125,000	125,000	125,000	125,000	125,000
Total Project Costs	\$ 32,241,000	\$ 18,050,000	\$ 13,700,000	\$ 11,930,000	\$ 11,800,000	\$ 11,800,000

Funding Sources:						
Federal Sources	\$ 0	\$ 0	\$ 0	\$ 0	\$ 0	\$ 0
State Sources	50,000	0	0	0	0	0
Impact Fees	0	0	0	0	0	0
Private Contributions	0	0	0	0	0	0
Revenue Bonds	0	0	0	0	0	0
Special Assessments	0	0	0	0	0	0
TIF Cash	950,000	2,800,000	2,750,000	2,750,000	2,750,000	2,750,000
County Sources	750,000	750,000	750,000	750,000	750,000	750,000
Reserves Applied	300,000	330,000	300,000	30,000	0	0
Other	11,236,000	3,100,000	3,100,000	3,000,000	3,000,000	3,000,000
Total Other Sources	\$ 13,286,000	\$ 6,980,000	\$ 6,900,000	\$ 6,530,000	\$ 6,500,000	\$ 6,500,000

G.O. General Fund	\$ 13,760,000	\$ 8,125,000	\$ 6,155,000	\$ 4,755,000	\$ 4,855,000	\$ 4,855,000
G.O. Non-General Fund	5,225,000	2,975,000	675,000	675,000	475,000	475,000
Total G.O. Debt	\$ 18,955,000	\$ 11,070,000	\$ 6,800,000	\$ 5,400,000	\$ 5,300,000	\$ 5,300,000

Estimated Annual Debt Service

G.O. General Fund	\$ 1,788,800	\$ 1,056,250	\$ 800,150	\$ 618,150	\$ 631,150	\$ 631,150
G.O. Non-General Fund	\$ 679,250	\$ 386,750	\$ 87,750	\$ 87,750	\$ 61,750	\$ 61,750



Capital Budget

Planning and Community and Econ. Dev.

Municipal Art Fund Project No. 1 Acct. No. 810427

GO \$ 0
Other 80,000
\$ 80,000

The Municipal Art Fund is a continuing program, integrating art into public projects and the public realm. Expenditures and projects related to the commissioning and purchase of artwork are defined in the Public Art Framework and Field Guide for Madison, Wisconsin (adopted 2002). Ten percent of the available funds are reserved for maintenance. Other funding is from a direct appropriation from the General Fund.

Broom Street Gateway Project No. 5 Acct. No. 0

GO \$ 0
Other 50,000
\$ 50,000

Funding of \$50,000 in 2015 is for the design of the Broom Street Gateway in the vicinity of Broom Street and John Nolen Drive. As recommended in the Downtown Plan, this is a major entry point into the Downtown and is in need of significant enhancements to improve its aesthetics and accommodate a variety of user groups. This project involves hiring a consultant to explore alternatives and develop final design plans. Other funding is from a direct appropriation from the General Fund.

Historic Preservation Plan Project No. 6 Acct. No. 0

GO \$ 0
Other 100,000
\$ 100,000

During the development of the Downtown Plan, several commissions stressed the need to finish the City's Historic Preservation Plan, to ensure it remains an effective tool to preserve the City's heritage resources. Funding of \$100,000 in 2015 will be utilized to hire consultants as needed and for expenses associated with the completion of the plan, including researching and potentially nominating properties identified as "potential landmarks." Other funding is from a direct appropriation from the General Fund.

Neighborhood Centers Project No. 8 Acct. No. 810559

GO \$ 4,000,000
Other 4,300,000
\$ 8,300,000

This project provides ongoing funding to support, at the direction of the Mayor and Common Council, capital costs associated with expanding or renovating existing neighborhood centers as well as developing new centers. The funding is for planning, design work, property acquisition and construction. The funding anticipates at least one project each year, at locations to be determined. In 2015, funding is provided for potential improvements to recently acquired properties, for potential land acquisition of a site that would serve the Allied Drive Neighborhood, and for potential purchase of the former Salvation Army site. \$400,000 in GO Borrowing is reauthorized from 2014. Other funding is from private contributions.

CDA Red. - Village on Park Project No. 10 Acct. No. 810578

GO \$ 0
Other 230,000
\$ 230,000

Funding will be used replace roofs at The Village on Park. Approval is subject to available cash flow from operations after all other obligations are met. Other funding is from CDA reserves applied.

Public Housing Redevelopment Project No. **11** Acct. No. 810659

GO \$ 1,280,000
 Other 0
\$ 1,280,000

Funding will be used for the planning and implementation of public housing redevelopment in 2014 through 2020. Project funding will be used for the planning and redevelopment of the CDA's federally subsidized housing portfolio including but not limited to the Triangle, Romnes, Webb-Rethke, and Tenney Park. The housing is 50 to 60 years old and provides critical affordable housing to low income residents. The debt service expense will be borne by the City General Fund. All of the GO borrowing in 2015 is a reauthorization from 2014.

South Capitol TOD (Judge Doyle Sq.) Project No. **12** Acct. No. 810707

GO \$ 0
 Other 0
\$ 0

Federal TIGER grant funding and allocations from TID #25 have supported efforts related to development and transit/pedestrian oriented activities in the South Capitol Square area. Future project funding for hotel, retail, residential and project-related parking will be determined through an ongoing discussion, negotiation, and review process with the developer selected through a Request-for-Proposal (RFP) process.

TID 36 - Capitol Gateway Corridor Project No. **15** Acct. No. 823601

GO \$ 135,000
 Other 0
\$ 135,000

This is a project to enhance economic and industrial growth within an area generally bounded by First Street, East Washington Avenue, and Blount and East Wilson Streets. Funding of \$100,000 is provided for project management, marketing, and outreach efforts to assist the retention and expansion of existing businesses, and to attract new businesses to the Capitol East District; \$35,000 is for property holding costs, streetscape and other district improvements. The General Obligation borrowing is debt that is TID-eligible.

TID 37 - Union Corners Project No. **16** Acct. No. 823701

GO \$ 30,000
 Other 0
\$ 30,000

Funding of \$30,000 is provided for property holding costs in TID #37. These funds will facilitate the development of the Union Corners parcel owned by the City. The funding is General Obligation borrowing that is TID-eligible.

TID 39 - Stoughton Rd. Project No. **18** Acct. No. 823901

GO \$ 30,000
 Other 0
\$ 30,000

This TID was created to promote economic development within an area generally bounded by South Stoughton Road, Cottage Grove Road, Interstate 39/90 and the property line between Voges Road and the Beltline. 2015 funding includes \$30,000 for property holding costs and marketing in the BioAg Gateway. The funding is General Obligation borrowing that is TID-eligible.

TID 42 - WingraProject No. **21** Acct. No. 824201

GO \$ 30,000
 Other 0
\$ 30,000

This TID was created to encourage commercial revitalization, housing development, building enhancements, and public improvements to stimulate economic development and eliminate blight. The TID boundaries are generally South Park Street, West Wingra Drive, and Fish Hatchery Road. Funding of \$30,000 is TID-eligible General Obligation borrowing for holding costs associated with the former Truman Olson Army Reserve Center property. All funding is reimbursable through TIF proceeds. The GO Borrowing of \$30,000 is reauthorized from 2014.

TID 32 - Upper State Street CorridorProject No. **25** Acct. No. 823201

GO \$ 0
 Other 150,000
\$ 150,000

This TID was created to encourage commercial revitalization, building enhancement and public improvements in order to stimulate development in the 100-400 blocks of State Street. The boundaries were amended in 2008. The TID boundaries were amended again in 2011 to extend the TID to include an area defined by E. Johnson St. on the east, James Madison Park on the north and Lake Mendota on the west. Funding is provided for Facade Improvements programs and Small Cap Loan funding. This level of annual funding is sufficient to meet expected demand and historical utilization. The funding is from available TID proceeds and is reauthorized from 2014.

Public MarketProject No. **28** Acct. No. 810747

GO \$ 5,250,000
 Other 3,000,000
\$ 8,250,000

This project provides funding for costs associated with the land acquisition, planning, design, site preparation and construction for a Madison Public Market to serve Madison and promote the use of local foods and products as part of the City's economic development strategy. \$3.5 million of GO borrowing is reauthorized from 2014.

Center for Industry and CommerceProject No. **31** Acct. No. 810796

GO \$ 50,000
 Other 0
\$ 50,000

This project funds holding, maintenance and marketing costs for the 96 acre Center for Industry and Commerce. These funds will maintain the property and facilitate marketing and development. The GO borrowing is reauthorized from 2014.

Housing Employers StudyProject No. **32** Acct. No. 810797

GO \$ 0
 Other 0
\$ 0

City staff under the direction of the Housing Strategy Committee are in the process of creating a biennial housing report. Funding will be used to hire the UW Survey Center or another qualified vendor to collect and analyze housing preference data. The information collected will be used to inform not only the housing initiatives of the City, but also employment and business retention initiatives. Funding of \$30,000 is included in the CIP for 2016 and 2018.

Block 800 East Washington (TID #36)Project No. **33** Acct. No. 823601

GO \$ 1,500,000
 Other 0
\$ 1,500,000

This project provides funding for potential TIF assistance to the Galaxie project's second phase of development. The General Obligation borrowing is TID-eligible.

TID 43 - Park / DrakeProject No. **34** Acct. No. 824301

GO \$ 500,000
 Other 0
\$ 500,000

TID #43 Park/Drake has been created for the sole purpose of implementing a Small Cap TIF program that will assist with conversion of deteriorating rental housing into renovated single family homes. Forgivable loans will provide for the purchase and renovation of former single-family homes in the neighborhood that have been most recently utilized as student rental housing. Existing and planned multifamily developments in the TID will provide the generation of increment to support the Small Cap TIF program. The GO borrowing is TID-eligible and is reauthorized from 2014.

Permanent Supportive HousingProject No. **35** Acct. No. 810798

GO \$ 1,050,000
 Other 950,000
\$ 2,000,000

This project provides funding to support the two-phase development of up to 110 units of very low cost permanent housing units. The project will be designed to serve persons who are homeless or recently homeless. It anticipates new construction of housing facilities. Pre-development costs would be incurred in 2014, for Phase I, and 2015, for Phase II, and would include efforts to secure Section 42 Affordable Housing Tax Credits. Construction of Phase I is expected to begin in 2015, with funding from the City, Dane County and other sources.

Mosaic Ridge Construction FinancingProject No. **36** Acct. No. 256000

GO \$ 0
 Other 300,000
\$ 300,000

In 2005 and 2006, the City purchased two properties on Allied Drive and Jenewein Rd. for redevelopment purposes. The property totals 11.5 acres. With significant neighborhood and community involvement, a master plan for the 11.5 acres was created. The master plan includes the construction of owner occupied housing at varying levels of affordability. The CDA is moving forward with the sale and construction of 24 single family homes on Allied Drive ("Mosaic Ridge"). Reserves in the Allied Fund of up to \$300,000 will be used to finance the construction of homes. The money will be repaid to the Fund when the home is sold to a qualified home buyer and reused for the construction of an additional home. Other funding is from reserves in the CDA's Allied Development Fund.

100 West Mifflin Street (TID 32)Project No. **37** Acct. No. 823201

GO \$ 0
 Other 0
\$ 0

This project would fund design work in 2014 and reconstruction work in 2016 of the 100 block of West Mifflin Street. With the completion of the central public library and the reconstruction of the 100 block of State Street, the City has the opportunity to reconceptualize and activate the 100 West Mifflin block. This project proposes to engage in a design process in 2014 and to reconstruct 100 West Mifflin as a public space in 2016 using GO borrowing for which the debt service will be paid from TID #32 proceeds. The agency requested a reauthorization of \$100,000 in GO borrowing provided in the 2014 budget, but no funding for the project is included in the CIP.

E. Wash./Stoughton Rd. Redev. Plannin Project No. **38** Acct. No. 810800

GO \$ 50,000
 Other 50,000
\$ 100,000

The City of Madison has a number of major concerns with the Stoughton Road/USH 51 National Environmental Policy Act (NEPA) recommended project alternative in the East Washington Avenue area, and the City would like to ensure that these issues are addressed as part of its Draft Environmental Impact Statement (DEIS) review process. This project has the potential to impact our City in numerous ways – such as regional and local traffic circulation, neighborhood connectivity, bicycle and pedestrian mobility, business visibility and access, and direct impacts to real estate (i.e., property takings). The City proposes to embark upon a planning process, working jointly with WisDOT, in the East Washington/Stoughton Road intersection area to evaluate alternative scenarios for land use/redevelopment, local road connectivity and bicycle/pedestrian circulation in all four quadrants of the intersection. Other Funding of \$50,000 is from State grant funds and is reauthorized from 2014, as is \$50,000 of GO borrowing.

TID XX - Mineral Point - Odana Project No. **39** Acct. No. 0

GO \$ 2,500,000
 Other 0
\$ 2,500,000

This TID would be created to encourage commercial development and revitalization to recruit new, retain and provide expansion opportunities for existing commercial users, housing and public improvements to stimulate economic development and eliminate blighting influences. The TID boundaries will generally be Mineral Point Road, Science Drive, Odana Road and South Yellowstone Drive within the corporate limits of the City of Madison. The funding is General Obligation borrowing that is TIF-eligible.

Fresh Food Development Projects Project No. **40** Acct. No. 0

GO \$ 100,000
 Other 0
\$ 100,000

A number of neighborhoods in Madison are challenged in terms of reasonable access to healthy food retail. Many other cities have developed programs and incentives to promote development of full-service or alternative permanent healthy food retail in underserved neighborhoods. The Madison Food Policy Council is proposing the creation of a fund that would support and create healthy retail opportunities in underserved neighborhoods in three categories:

- 1) Incentives in the form of low-interest loans, forgivable loans, and/or grants for pre-development work for new or expanded food retail facilities or as a part of co-development with a neighborhood or community center;
- 2) Funding for physical development, including equipment upgrades, for existing stores that serve these areas;
- and 3) Training for small and medium-sized retailers to assist in the marketing of their business and additions of healthy foods to their stock.

The Madison Food Policy Council will be charged with determining the neighborhoods of priority and deciding on the priority for each category in 2015.

Homebuyers Assistance Program Project No. **41** Acct. No. **0**

GO \$ 200,000
 Other 26,000
\$ 226,000

The Homebuyer's Assistance Program is a loan program which assists eligible buyers in financing a portion of the first mortgage transaction and provides funds for rehabilitating one-to-eight-unit properties which will be owner-occupied. This loan is \$40,000 for the first unit and an additional \$10,000 for each additional unit for up to 8 units, maximum \$110,000 loan. This program assists low-to-moderate income buyers, income less than 80% of the Area Median Income (AMI), with a loan that is deferred for 10 years and then repaid over the next 15 years at 3.25% (2014 rate). For buyers with incomes greater than 80% AMI but less than \$101,100 (2014 income limit) the loan terms are 3.25% (2014 rate) for 20 years. These funds are used for rehabilitation and may be necessary for a portion of the necessary down payment funds needed on the first mortgage loan with the lender. Because the return of principal to the program has been extended due to the recession and other factors, additional capital is required to maintain the program through 2015.

Affordable Housing Fund Project No. **42** Acct. No. **0**

GO \$ 1,500,000
 Other 2,750,000
\$ 4,250,000

This project represents a major new initiative to expand and improve the supply of affordable housing in Madison. Starting in 2015 and throughout the period of the CIP, this project provides an estimated \$24 million investment to significantly increase access to a variety of affordable housing options. Utilizing a combination of funding support from City General Obligation borrowing, currently available proceeds from the City's Affordable Housing Trust Fund, funding and partnership with Dane County, and proceeds generated through Tax Incremental Districts, the project will support the expansion of affordable rental housing units, especially by leveraging low-income affordable housing tax credits; repair or improvement of existing housing inventory, including owner-occupied single family housing stock; and, the purchase of single family homes by first-time homebuyers. The project provides an average of about \$4 million annually over the CIP, with a goal of increasing the number of affordable housing units by 100 to 200 per year. In 2015, funding of \$4,250,000 is comprised of \$1.5 million in City GO borrowing, \$750,000 in County contributions, \$1.5 million from the City's Affordable Housing Trust Fund, and \$500,000 in available TID proceeds. Future year funding anticipates the use of TID incremental proceeds that are available for affordable housing projects for one year after TID closure.

Stoughton Rd Revitalization Plan Project No. **43** Acct. No. **0**

GO \$ 0
 Other 0
\$ 0

The adopted 2008 Stoughton Road Revitalization Project Plan identifies significant changes to the street pattern, and new private development within the "Gateway Development Area". The "Gateway Development Area" is near the Femrite/Broadway/ Dutch Mill intersection. The City has become aware of property for sale in this area that can help realize the vision outlined in this plan. Funding of \$2,300,000 in 2016 is to purchase property that can be used for a new street pattern similar to what is outlined in the Plan. Excess property can be later sold to business/developers to help realize the private development potential outlined in the Plan. This project is TID-eligible for reimbursement.

Comprehensive Plan Update Project No. **44** Acct. No. **0**

GO \$ 250,000
 Other 0
\$ 250,000

The City is due to update the comprehensive plan in 2016. This effort will require consulting assistance for planning, analysis, and public outreach strategies, as well as printing and other administrative costs for a project of this size and complexity. The budget provides \$250,000 in GO borrowing annually in 2015 and 2016.

State Street Retail District Loans Project No. **45** Acct. No. **0**

GO \$ 0
 Other 300,000
\$ 300,000

As part of the review of the Alcohol Licensing Density Ordinance (ALDO), the team proposed a program to support non-food and beverage retail on State Street and in the downtown Business Improvement District. This program will provide TIF-supported loans (similar to small cap TIF) to landlords and store owners within the downtown BID to improve the facade or invest in interior buildout. Food and beverage retailers would not be eligible. The aim is to help retailers remain competitive in a market where food and beverage retailers may be able to afford higher rent levels and thereby maintain an attractive retail mix within the portion of the BID located in TID #32. Other funding is from available TID 32 proceeds.

Starting Block (TID #36) Project No. **46** Acct. No. **0**

GO \$ 500,000
 Other 1,000,000
\$ 1,500,000

The City of Madison is working to support an effort to create an entrepreneurial hub known as Starting Block, likely in the Capitol East District. This project will create a permanent hub for a makerspace known as Sector 67 and will create an innovation community by adding coworking space, technology office, retail, and community amenities. The project is expected to require a variety of private, public, and philanthropic sources of capital to succeed. Funding is for land acquisition or construction-related costs. The GO borrowing is TID-eligible. Other funding is from private contributions.

Nolen Waterfront Project No. **47** Acct. No. **0**

GO \$ 0
 Other 0
\$ 0

This project will study the feasibility of grade separating John Nolen and Wilson/Williamson, and creating an expanded waterfront park by connecting the existing ROW with Law Park. The funding will prepare the project in advance of possible federal funding programs targeting infrastructure investments that stimulate economic development and improve the multimodal transportation system. The CIP includes funding of \$120,000 in 2016.

Inter-City Intermodal Bus Terminal Project No. **48** Acct. No. **0**

GO \$ 0
 Other 0
\$ 0

This project will study the feasibility of developing an intercity, intermodal bus terminal in conjunction with the reconstruction of the Lake Street parking ramp, and make the project shovel ready in advance of future funding opportunities at the federal level. Funding of \$550,000 is provided in 2016 and 2017 primarily for land acquisition and improvements.

Co-operative Enterprise Development Project No. **49** Acct. No. **0**

GO \$ 0
 Other 0
\$ 0

The CIP provides funding of \$1,000,000 annually starting in 2016 to fund co-operative enterprises for purposes of job creation and development. During 2015, City Economic Development Division staff and the Economic Development Committee will develop standards and guidelines to implement a program in 2016, subject to approval by the Common Council.

**2015
Capital Budget
Summary**

Agency Name: **Planning and Community and Econ. Dev.** Agency Number: 21

Project Name	Agency Request	Executive	Executive		
			G.O. Debt	Other Funding	Total
1 Municipal Art Fund	\$ 125,000	\$ 80,000	\$ 0	\$ 80,000	\$ 80,000
2 Law Park Planning	100,000	0	0	0	0
5 Broom Street Gateway	50,000	50,000	0	50,000	50,000
6 Historic Preservation Plan	100,000	100,000	0	100,000	100,000
7 Transp. Master Plan for a Livable City	100,000	0	0	0	0
8 Neighborhood Centers	1,400,000	8,300,000	4,000,000	4,300,000	8,300,000
10 CDA Red. - Village on Park	230,000	230,000	0	230,000	230,000
11 Public Housing Redevelopment	340,000	1,280,000	1,280,000	0	1,280,000
12 South Capitol TOD (Judge Doyle Sq.)	0	0	0	0	0
15 TID 36 - Capitol Gateway Corridor	150,000	135,000	135,000	0	135,000
16 TID 37 - Union Corners	30,000	30,000	30,000	0	30,000
18 TID 39 - Stoughton Rd.	30,000	30,000	30,000	0	30,000
21 TID 42 - Wingra	30,000	30,000	30,000	0	30,000
25 TID 32 - Upper State Street Corridor	332,000	150,000	0	150,000	150,000
28 Public Market	6,750,000	8,250,000	5,250,000	3,000,000	8,250,000
31 Center for Industry and Commerce	40,000	50,000	50,000	0	50,000
32 Housing Employers Study	0	0	0	0	0
33 Block 800 East Washington (TID #36)	3,483,000	1,500,000	1,500,000	0	1,500,000
34 TID 43 - Park / Drake	500,000	500,000	500,000	0	500,000
35 Permanent Supportive Housing	2,000,000	2,000,000	1,050,000	950,000	2,000,000
36 Mosaic Ridge Construction Financing	300,000	300,000	0	300,000	300,000
37 100 West Mifflin Street (TID 32)	100,000	0	0	0	0
38 E. Wash./Stoughton Rd. Redev. Planning	0	100,000	50,000	50,000	100,000
39 TID XX - Mineral Point - Odana	0	2,500,000	2,500,000	0	2,500,000
40 Fresh Food Development Projects	0	100,000	100,000	0	100,000
41 Homebuyers Assistance Program	0	226,000	200,000	26,000	226,000
42 Affordable Housing Fund	0	4,250,000	1,500,000	2,750,000	4,250,000
43 Stoughton Rd Revitalization Plan	0	0	0	0	0
44 Comprehensive Plan Update	0	250,000	250,000	0	250,000
45 State Street Retail District Loans	0	300,000	0	300,000	300,000
46 Starting Block (TID #36)	0	1,500,000	500,000	1,000,000	1,500,000
47 Nolen Waterfront	0	0	0	0	0
48 Inter-City Intermodal Bus Terminal	0	0	0	0	0
49 Co-operative Enterprise Development	0	0	0	0	0
Total	\$ 16,190,000	\$ 32,241,000	\$ 18,955,000	\$ 13,286,000	\$ 32,241,000

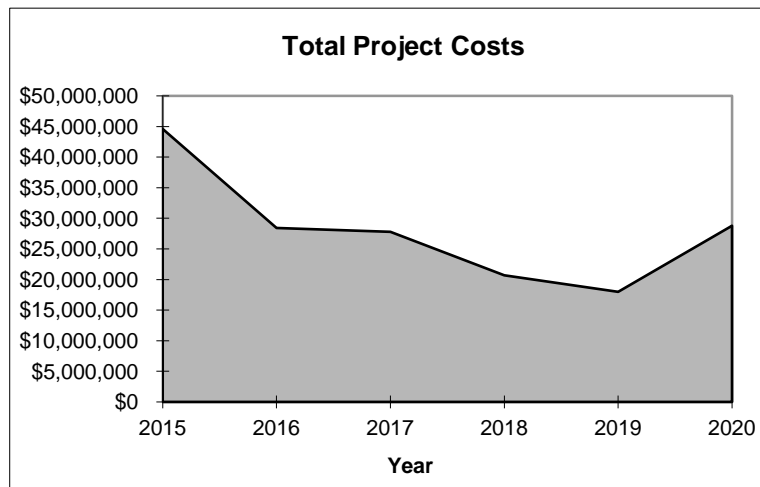
Note: For projects 2 and 7, the agency request includes a reauthorization of funding in 2014 from a direct appropriation from the General Fund--project funding remains available so there is no need to reauthorize these projects.

2015 Capital Budget Capital Improvement Program

Agency Name: **Water Utility**

Agency Number: **64**

Project Name	Capital Budget	Future Year Estimates				
	<u>2015</u>	<u>2016</u>	<u>2017</u>	<u>2018</u>	<u>2019</u>	<u>2020</u>
1 Water Mains - Replace/Rehab/Improve	\$11,978,000	\$ 9,637,000	\$ 9,930,000	\$10,667,000	\$11,467,000	\$12,336,000
2 Water Mains - New	1,256,000	1,837,000	2,011,000	2,202,000	2,412,000	2,644,000
3 Zone 4 Fire Flow Supply Augment	5,593,000	654,000	0	0	0	0
4 Arbor Hills Suppl Fire Flow Supply	642,000	0	0	0	0	0
5 Unit Well No. 7 - Fe and Mn Filtration	2,544,000	891,000	0	0	0	1,003,000
6 East Side Replacement Well (Well 3)	0	0	0	0	0	1,813,000
7 Zones 7&8 Suppl Supply-Whitney Way	526,000	1,546,000	5,250,000	0	0	1,471,000
8 Lakeview Reservoir Reconstruction	6,092,000	594,500	0	0	0	0
9 System Wide Miscellaneous Projects	2,217,000	2,074,000	2,231,000	2,774,000	2,336,000	2,598,000
10 Paterson St. Bldg Remodel/Upgrade	7,017,000	1,741,000	0	0	0	0
11 Booster Station #106 Reconstruction	1,099,000	891,000	612,000	0	0	0
12 Far West Elevated Reservoir	356,000	3,075,000	927,000	0	0	0
13 Misc. Pump Station/PRV/Facility Projs.	887,000	990,000	1,039,000	1,091,000	1,144,000	771,000
14 Booster Pump Station 129 Reconstr.	0	0	0	0	0	294,000
15 Well 19 Iron & Manganese Filter	481,000	3,290,000	0	0	0	0
16 Well 30 Iron & Manganese Filter	0	0	0	0	560,000	3,840,000
17 Near West Side Water Supply Project	0	0	0	0	63,000	482,000
18 Well 29 Filter Capacity Expansion	446,000	0	0	0	0	0
19 Well 12 Conversion to Two-Zone Well	1,039,000	0	0	0	0	0
20 Booster Pump Station/PRV 124 Constr.	0	0	0	0	0	294,000
21 Pressure Zone 9 Storage	0	0	0	0	0	63,000
22 Pump Station 220 - Raymond Road	0	0	0	0	0	65,000
23 Booster Pump Station 115 Upgrade	2,367,000	0	0	0	0	0
24 Unit Well No. 8 - Fe and Mn Filtration	55,000	1,196,000	5,350,000	1,040,000	0	1,104,000
25 Unit Well 18 - VOC Air Stripper	0	0	436,000	2,910,000	0	0
Total	<u>\$44,595,000</u>	<u>\$28,416,500</u>	<u>\$27,786,000</u>	<u>\$20,684,000</u>	<u>\$17,982,000</u>	<u>\$28,778,000</u>



**2015
Capital Budget
Expenditure Categories and Funding Sources**

Agency Name: **Water Utility**

Agency No.: 64

All Projects	Capital Budget	Future Year Estimates				
	<u>2015</u>	<u>2016</u>	<u>2017</u>	<u>2018</u>	<u>2019</u>	<u>2020</u>
Expenditures:						
Purchased Services	\$ 1,894,000	\$ 1,379,000	\$ 436,000	\$ 608,000	\$ 623,000	\$ 1,578,000
Materials & Supplies	0	0	0	0	0	0
Inter-Agency Charges	0	0	0	0	0	0
Loans	0	0	0	0	0	0
Professional Fees	978,000	106,000	111,000	117,000	123,000	83,000
Land & Land Improve	17,832,000	15,342,500	13,480,000	13,909,000	13,879,000	18,880,000
Building & Bldg Improve	22,130,000	10,320,000	12,980,000	5,474,000	2,761,000	7,619,000
Equipment and Vehicles	1,483,000	980,000	479,000	265,000	274,000	285,000
Other	278,000	289,000	300,000	311,000	322,000	333,000
Total Project Costs	\$ 44,595,000	\$ 28,416,500	\$ 27,786,000	\$ 20,684,000	\$ 17,982,000	\$ 28,778,000
Funding Sources:						
Federal Sources	\$ 0	\$ 0	\$ 0	\$ 0	\$ 0	\$ 0
State Sources	0	0	0	0	0	0
Impact Fees	0	0	0	0	0	0
Private Contributions	0	0	0	0	0	0
Revenue Bonds	44,595,000	28,416,500	27,786,000	20,684,000	17,982,000	28,778,000
Special Assessments	0	0	0	0	0	0
TIF Cash	0	0	0	0	0	0
County Sources	0	0	0	0	0	0
Reserves Applied	0	0	0	0	0	0
Other	0	0	0	0	0	0
Total Other Sources	\$ 44,595,000	\$ 28,416,500	\$ 27,786,000	\$ 20,684,000	\$ 17,982,000	\$ 28,778,000
G.O. General Fund	\$ 0	\$ 0	\$ 0	\$ 0	\$ 0	\$ 0
G.O. Non-General Fund	0	0	0	0	0	0
Total G.O. Debt	\$ 0	\$ 0	\$ 0	\$ 0	\$ 0	\$ 0
Estimated Annual Debt Service						
G.O. General Fund	\$ 0	\$ 0	\$ 0	\$ 0	\$ 0	\$ 0
G.O. Non-General Fund	\$ 0	\$ 0	\$ 0	\$ 0	\$ 0	\$ 0

Capital Budget

Water Utility

Water Mains - Replace/Rehab/Improve Project No. 1 Acct. No. 810455

GO \$ 0
Other 11,978,000
\$ 11,978,000

Madison Water Utility has a planned system replacement and upgrade program that provides for annual main replacement and rehabilitation. Assessment of an aging infrastructure indicates the Utility needs to replace or rehabilitate over 400 miles of pipe in approximately a 40 year period to renew and maintain the system. A planned annual increase in spending to accomplish this goal by 2050 will be continued. The budget for 2015 includes pipeline replacement on East Johnson Street (\$780,000) and Verona Road (\$558,000). Other funding includes \$3,005,000 in reauthorized revenue bonds from 2014.

Water Mains - New Project No. 2 Acct. No. 810455

GO \$ 0
Other 1,256,000
\$ 1,256,000

This project installs new water mains to help strengthen the existing distribution system, improve pressures, improve fire protection, allow transfer of water from pressure zone to pressure zone, and serve the growing Madison area. Mains installed within this project will implement recommended hydraulic improvements from the Utility's Master Plan that was adopted in 2006. The Capital Improvement Program proposes to significantly increase pipeline investment for hydraulic needs beginning in 2016, and then increase this portion of the budget over the next succeeding 15 years to meet Master Plan recommendations. Other funding includes \$290,000 in reauthorized revenue bonds from 2014.

Zone 4 Fire Flow Supply Augment Project No. 3 Acct. No. 810517

GO \$ 0
Other 5,593,000
\$ 5,593,000

The Well 31 project will correct a significant system deficiency identified by the Water Master Plan in the southeast corner of the system. Due to significant expansion of the system over the years to the south and east, the hydraulics of the system will not adequately serve this area for fire flow supply or system reliability and redundancy. Adding a second source of supply to the area will improve fire flow capacity and bring the water system level of service for the area up to Utility standards. Two test wells were constructed in 2012, and the production well was drilled in 2013. Unit Well 31 is scheduled to be designed in 2014, and construction will start in mid 2015. The well is expected to be finished and in service in 2016. Other funding includes \$185,000 in reauthorized revenue bonds from 2014.

Arbor Hills Suppl Fire Flow Supply Project No. 4 Acct. No. 810516

GO \$ 0
Other 642,000
\$ 642,000

Booster pump station #118 was constructed and put into service in 2012. Pipeline improvements also were constructed in 2012, and the last phase of the project, Phase 4 of the Cannonball pipeline, is budgeted to be constructed in 2015. Other funding includes \$642,000 in reauthorized revenue bonds from 2014.

Unit Well No. 7 - Fe and Mn Filtration Project No. **5** Acct. No. 810459

GO \$ 0
Other 2,544,000
\$ 2,544,000

Construction of the filter addresses the water quality issues that exist due to iron and manganese levels that exceed or approach the EPA secondary standard. A filter will significantly reduce the iron and manganese levels in the water pumped from the facility into the system. Filtering the water and removing iron and manganese will reduce the likelihood of customers experiencing colored water and will allow the Utility to increase the use of the well. Construction commenced in June 2014, and the facility will be fully operational in 2015. Piping improvements are included in the budget to improve hydraulics in the system and allow water to be pumped to a wide area of the east and north side of Madison. Other funding includes \$2,544,000 in reauthorized revenue bonds from 2014.

East Side Replacement Well (Well 3) Project No. **6** Acct. No. 0

GO \$ 0
Other 0
\$ 0

Well 3 was abandoned early in 2008 due to elevated levels of Carbon Tetrachloride. This project is intended to replace that lost supply capacity in Pressure Zone 6E, the East Isthmus area. The need for a replacement well was verified by the East Side Water Supply Study. It is expected that the well will need a filter for iron and manganese removal and this is included in the budget. There also is the possibility that volatile organic compound (VOC) contamination will be present due to long term industrial land use on the Isthmus. This well will be designed with the intention of adding treatment, if necessary. If the test well indicates that iron and manganese filtration is not needed, the capital cost will be significantly reduced.

Zones 7&8 Suppl Supply-Whitney Way Project No. **7** Acct. No. 810517

GO \$ 0
Other 526,000
\$ 526,000

The 2006 Water Master Plan recommends an additional well to serve Pressure Zones 7 and 8 to improve operational flexibility and system reliability to the west side. This recommendation was verified in 2009, during preliminary planning for the project. This facility will ultimately benefit five different pressure zones across the entire west side. Projected development and growth on the west side and the Utility's stated policy of limiting average well pumpage to 50% of capacity for long-term groundwater management, make this an important water supply project. The project is projected to be fully operational in 2018. Other funding includes \$397,000 in reauthorized revenue bonds from 2014.

Lakeview Reservoir Reconstruction Project No. **8** Acct. No. 810458

GO \$ 0
Other 6,092,000
\$ 6,092,000

Reconstruction of the Lakeview Reservoir will replace an aging storage tank for Pressure Zone 5 and provide much needed additional gravity fed water storage in Zone 6E on the north side of the City. Storage is needed in Zone 6E to provide additional operational flexibility and emergency backup. The reservoir is being developed as a two zone facility to optimize the use of the site. This project is justified in the Water Master Plan, and will improve fire fighting capacity and reliability to both Pressure Zone 5 and Pressure Zone 6E. The schedule for the reconstruction has been pushed back to 2015, with the reservoir on line in late 2015. Other funding includes \$2,740,000 in reauthorized revenue bonds from 2014.

System Wide Miscellaneous Projects Project No. **9** Acct. No. 810458

GO \$ 0
Other 2,217,000
\$ 2,217,000

These miscellaneous projects repair, rehabilitate and improve Utility facilities, as well as improve security and monitoring of facilities. These projects include but are not necessarily limited to lighting, roofing, painting, video camera surveillance, improved doors and hatches, fencing, alarm systems, online monitoring, and other upgrades to the Utility's 33 remote sites, the administration building, and operations center's vehicle storage building. Other funding includes \$320,000 in reauthorized revenue bonds from 2014.

Paterson St. Bldg Remodel/Upgrade Project No. **10** Acct. No. 810703

GO \$ 0
Other 7,017,000
\$ 7,017,000

This project funds rebuilding of the Utility's Operations Center at Paterson Street, currently scheduled to start in 2015, and be finished and in service in early 2016. The vehicle maintenance area is too small for modern equipment and compromises employee safety. Building air quality and ventilation does not meet modern standards. The office space, locker rooms and other functional storage spaces do not meet current needs. The project also includes construction of a materials handling building that will free up space in the vehicle storage building and improve efficiency during winter operations. Utility staff have been working with City Planning on use of the property considering redevelopment of the area. Other funding includes \$6,771,000 in reauthorized revenue bonds from 2014.

Booster Station #106 Reconstruction Project No. **11** Acct. No. 810516

GO \$ 0
Other 1,099,000
\$ 1,099,000

The rebuilding of outdated Booster Pump Station 106 will be finished by mid 2014. Booster Pump Station 106 is a critical link between Pressure Zones 6 and 7 and allows water to be moved between zones. The new facility replaces the oldest pump station and brings the pump station up to current safety standards and codes. The pump station improves reliability of operation, and improves access and employee safety. To fully benefit from the pump station upgrade, hydraulic capacity improvements to the distribution system have been budgeted. These piping improvements will allow Station #106 to provide excellent water supply service to the near west side. Other funding includes \$616,000 in reauthorized revenue bonds from 2014.

Far West Elevated Reservoir Project No. **12** Acct. No. 0

GO \$ 0
Other 356,000
\$ 356,000

This project combines 2014 capital projects #14 (Zone 11 Blackhawk Elevated Reservoir) and #23 (Zone 10 Far West Elevated Reservoir) into one. The intent is to combine Pressure Zones 10 and 11, and construct a single far west side one million gallon elevated reservoir to hydraulically balance the two zones and supplement the storage at High Point Road. The 250,000 gallon High Point Road reservoir is reaching its capacity and does not provide sufficient emergency reserve capacity. Providing minimum fire flow requirements to this area of the distribution system is necessary to meet minimum Utility standards. The project also provides a second feed to the area by using Booster Station 128, improving reliability. The 2006 Water Master Plan identified two elevated reservoirs for the far west side and this project will combine those two projects.

Misc. Pump Station/PRV/Facility Projs. Project No. **13** Acct. No. 810516

GO \$ 0
Other 887,000
\$ 887,000

This project includes various pump station, pressure reducing valve (PRV) stations, well improvement and upgrade tasks recommended by the Water Utility Master Plan.

Booster Pump Station 129 Reconstr. Project No. **14** Acct. No. **0**

GO \$ 0
 Other 0
\$ 0

This project will replace the temporary pump station constructed on the Well 29 site in 1990. Pump station 129 will continue to transfer water from Pressure Zone 6E to Zone 3 and back again through a pressure reducing valve (PRV). The operation will provide supply and fire flow capability to the far east side of the system. It will benefit customers through increased reliability and flexibility of operations.

Well 19 Iron & Manganese Filter Project No. **15** Acct. No. **810459**

GO \$ 0
 Other 481,000
\$ 481,000

Construction of an iron and manganese filter at Well 19 will address the water quality in the Well 19 service area due to elevated levels of iron and manganese. The iron and manganese levels exceed Madison Water Utility water quality goals. Accumulation of iron and manganese solids in the distribution system results in a need for additional flushing to minimize the risk of colored water reaching customers. Removing the iron and manganese from the water using a filter improves water quality and reduces the need for frequent flushing. The project will benefit existing customers in the west UW-Madison campus area in Pressure Zone 6W. Other funding includes \$338,000 in reauthorized revenue bonds from 2014.

Well 30 Iron & Manganese Filter Project No. **16** Acct. No. **0**

GO \$ 0
 Other 0
\$ 0

Iron and manganese concentrations at Well 30 exceed Utility water quality standards and guidelines. Construction of an iron and manganese filter at Well 30 will address the water quality issues and risk of colored water events and customer complaints in the Well 30 service area. Annual system flushing is required in the Well 30 service area to minimize the risk of colored water events due to the accumulation of iron and manganese solids in the system. A filter will improve finished water quality and reduce the need for annual flushing in the Well 30 service area. The budget anticipates construction of a filter in 2020 that will be fully operational in 2021.

Near West Side Water Supply Project Project No. **17** Acct. No. **0**

GO \$ 0
 Other 0
\$ 0

Construction of an additional well is scheduled for year 2023. The Water Master Plan has identified this well project to mitigate a supply deficiency in Pressure Zones 6 and 7. The project will provide additional water supply capacity to both Zones 6 and 7. The final location of the proposed well will be determined following a significant public participation process and evaluation period beginning in 2019.

Well 29 Filter Capacity Expansion Project No. **18** Acct. No. **810459**

GO \$ 0
 Other 446,000
\$ 446,000

The filter system at Unit Well 29 originally was constructed with 50% capacity of the well. The filters are rated at 1,100 gallons per minute (gpm) due to a concern with contaminants under the Sycamore Landfill. A sentry well was installed between the landfill and the well to monitor water quality. Current pumping and water quality data at the sentry well show no indication of a problem with the Sycamore Landfill with regard to Well 29 operation. It is proposed to increase the capacity of the filtration system to 2,200 gpm to match the capacity of the well while maintaining the annual pumping at 560 million gallons per year. Other funding includes \$446,000 in reauthorized revenue bonds from 2014.

Well 12 Conversion to Two-Zone Well Project No. **19** Acct. No. 810459

GO \$ 0
Other 1,039,000
\$ 1,039,000

The 2006 Water Utility Master Plan recommended that Well 12 be converted to a two zone well. This conversion will provide operational flexibility and reliability to the west side supply system. Pumps and a pressure reducing valve will be added to the Well 12 facility to move water from Pressure Zone 7 to Pressure Zone 8 and vice versa. Other funding includes \$48,000 in reauthorized revenue bonds from 2014.

Booster Pump Station/PRV 124 Constr. Project No. **20** Acct. No. 0

GO \$ 0
Other 0
\$ 0

Construction of a new booster pump station, number 124, will allow water to be transferred across the Yahara River and provide operational flexibility to the system. Pump Station 124 will transfer water from Zone 6W to Zone 6E and back again through a pressure reducing valve (PRV). This operation will benefit customers through increased reliability and flexibility. The pump station will allow the transfer of water from multiple wells, if needed, during a water shortage or equipment maintenance period.

Pressure Zone 9 Storage Project No. **21** Acct. No. 0

GO \$ 0
Other 0
\$ 0

Storage capacity within Pressure Zone 9 was identified in the Water Master Plan as being deficient. With the replacement of the elevated reservoir on Prairie Road in 2011 and 2012 with a 400,000 gallon tank, this situation was partially mitigated. A second reservoir with a capacity of 750,000 gallons will resolve the remainder of the Zone 9 storage deficiency. An elevated reservoir in the western portion of Zone 9 will provide hydraulic balance to the system. Pressure Zone 9 has developed significantly with not only residential but commercial and institutional facilities. The fire flow requirements have increased due to this development to the point that current facilities do not meet minimum standards.

Pump Station 220 - Raymond Road Project No. **22** Acct. No. 0

GO \$ 0
Other 0
\$ 0

This project will construct a booster pump station on the west side to move water between Zones 7, 9 and 10, and back again through a pressure reducing valve (PRV). Booster Pump Station 220 - Raymond Road will set up operational flexibility within Pressure Zones 7, 9 and 10. The station will transfer water from Zone 7 to Zones 9 and 10, and back again through a PRV. This operation will provide the ability to share water supply resources between zones and fully use existing facilities in providing operational flexibility. The project will also provide supply redundancy to the far west side.

Booster Pump Station 115 Upgrade Project No. **23** Acct. No. 810516

GO \$ 0
Other 2,367,000
\$ 2,367,000

This project was previously included in 2014 CIP Project #15, Misc. Pump Station / PRV / Facility Projects. The upgrade of Booster Pump Station 115 will mitigate a long standing low pressure problem in the Bunker Hill Reservoir area. The upgraded facility also will provide the Utility with operational flexibility and an supplemental water supply point to the east side of Interstate Highway 90. The station will transfer water from Zone 6E to Zone 3 and back again through a pressure reducing valve. UW Hospital is building a new facility in the American Family area and requires a redundant water supply. This project will meet that need. The upgraded pump station will benefit customers through gained system reliability. Other funding includes \$1,667,000 in reauthorized revenue bonds from 2014.

Unit Well No. 8 - Fe and Mn Filtration Project No. **24** Fund No. **0**

GO \$ 0
Other 55,000
 \$ 55,000

This project will address current water quality issues at Well 8 resulting from iron and manganese levels that exceed EPA secondary standards. Due to colored water resulting from iron and manganese, well operation is currently limited to summer only and a total production of approximately 100 million gallons per year. The need for this project was verified by the East Side Water Supply project and a public engagement process was started. Initially, this project was scheduled for construction in 2013. Due to concerns about the nearby Madison Kipp Corporation, the project was delayed. Installation of a filter will allow the well to be operational all year long. Space will be included in the facility for the future addition of an air stripper, if it is needed.

Unit Well 18 - VOC Air Stripper Project No. **25** Acct. No. **0**

GO \$ 0
Other 0
 \$ 0

Construction of a VOC Air Stripper at Well 18 will address the pending water quality and regulatory issues due to increasing volatile organic compound (VOC) levels at the well. Recent water quality monitoring at the well has indicated an increasing trend in the VOC levels. Additionally, regulatory changes may result in lower VOC limits dictating the need to treat the water at Well 18. Well 18 provides an excellent source of water to the south side of Madison within Pressure Zone 6W and it is in the Utility's best interests to maintain the well. The proposed budget anticipates construction of an air stripper at Well 18 in 2018, with the facility in full operation in 2019.

All funding is from Water Utility resources.

**2015
Capital Budget
Summary**

Agency Name: **Water Utility**

Agency Number: **64**

Project Name	Agency Request	Executive	Executive		
			G.O. Debt	Other Funding	Total
1 Water Mains - Replace/Rehab/Improve	\$ 11,978,000	\$ 11,978,000	\$ 0	\$ 11,978,000	\$ 11,978,000
2 Water Mains - New	1,256,000	1,256,000	0	1,256,000	1,256,000
3 Zone 4 Fire Flow Supply Augment	5,593,000	5,593,000	0	5,593,000	5,593,000
4 Arbor Hills Suppl Fire Flow Supply	642,000	642,000	0	642,000	642,000
5 Unit Well No. 7 - Fe and Mn Filtration	2,544,000	2,544,000	0	2,544,000	2,544,000
6 East Side Replacement Well (Well 3)	0	0	0	0	0
7 Zones 7&8 Suppl Supply-Whitney Way	526,000	526,000	0	526,000	526,000
8 Lakeview Reservoir Reconstruction	6,092,000	6,092,000	0	6,092,000	6,092,000
9 System Wide Miscellaneous Projects	2,217,000	2,217,000	0	2,217,000	2,217,000
10 Paterson St. Bldg Remodel/Upgrade	7,017,000	7,017,000	0	7,017,000	7,017,000
11 Booster Station #106 Reconstruction	1,099,000	1,099,000	0	1,099,000	1,099,000
12 Far West Elevated Reservoir	356,000	356,000	0	356,000	356,000
13 Misc. Pump Station/PRV/Facility Projs.	887,000	887,000	0	887,000	887,000
14 Booster Pump Station 129 Reconstr.	0	0	0	0	0
15 Well 19 Iron & Manganese Filter	481,000	481,000	0	481,000	481,000
16 Well 30 Iron & Manganese Filter	0	0	0	0	0
17 Near West Side Water Supply Project	0	0	0	0	0
18 Well 29 Filter Capacity Expansion	446,000	446,000	0	446,000	446,000
19 Well 12 Conversion to Two-Zone Well	1,039,000	1,039,000	0	1,039,000	1,039,000
20 Booster Pump Station/PRV 124 Constr.	0	0	0	0	0
21 Pressure Zone 9 Storage	0	0	0	0	0
22 Pump Station 220 - Raymond Road	0	0	0	0	0
23 Booster Pump Station 115 Upgrade	2,367,000	2,367,000	0	2,367,000	2,367,000
24 Unit Well No. 8 - Fe and Mn Filtration	0	55,000	0	55,000	55,000
25 Unit Well 18 - VOC Air Stripper	0	0	0	0	0
Total	\$ 44,540,000	\$ 44,595,000	\$ 0	\$ 44,595,000	\$ 44,595,000

TAX INCREMENTAL FINANCING (TIF) DISTRICTS
CASH FLOW STATEMENTS

The TIF information attached is provided for informational and convenience purposes only, and is not intended to be adopted as part of the Capital Budget.

**Tax Incremental Financing
Citywide Summary - All Active TIDs
2015 Executive Budget**

<u>No.</u>	<u>Name</u>	<u>Year of Inception</u>	<u>Base Value</u>	<u>2012 Value</u>	<u>2013 Value</u>	<u>2014 Value</u>	<u>Accumulated TIF Increment Change Sept. 1, 2014</u>	<u>2015 Ratio of Debt Svc. and Cap. Leases to Annual Revenues (excluding borrowing)</u>	<u>Dec. 31, 2015 Projected Cash Balance</u>	<u>Dec. 31, 2015 Balance of Unrecovered Costs (Fav.)</u>	<u>2015 Capital Budget Executive</u>
25	Wilson Street	1995	\$38,606,700	\$180,707,400	\$184,174,200	\$187,019,000	384%	23%	\$26,440,068	(\$20,933,485)	\$4,000
27	West Broadway	1998	4,545,600	25,794,700	26,584,000	27,050,400	495%	5%	1,162,431	(1,162,431)	1,000
29	Allied Terrace	2000	41,741,400	61,571,600	60,536,200	53,896,600	29%	314%	(2,550,624)	4,166,319	1,000
32	State Street	2003	409,445,200	529,414,800	558,010,600	586,842,300	43%	31%	4,354,820	533,988	1,354,000
33	Monroe Street	2004	1,327,300	22,466,600	23,235,500	23,092,300	1640%	50%	51,512	(31,710)	-
35	Todd Drive	2005	25,800,600	54,941,500	55,712,200	56,200,700	118%	41%	1,659,652	(819,652)	-
36	Capitol Gateway	2005	76,120,800	96,656,800	107,649,700	142,907,700	88%	127%	5,562,585	11,025,038	3,314,000
37	Union Corners	2006	43,466,900	50,834,300	51,752,800	52,578,000	21%	219%	(3,286,558)	5,326,163	32,000
38	Badger/Ann/Park	2008	54,203,700	47,425,500	53,262,100	49,439,900	-9%	N/A	(3,935,892)	5,533,274	-
39	Stoughton Road	2008	263,256,500	278,625,000	259,976,200	259,683,600	-1%	-15889%	(588,074)	2,248,194	34,000
40	Northside	2009	165,175,300	141,704,200	144,902,500	148,010,800	-10%	10%	(354,971)	399,968	-
41	University/Whitney	2011	18,703,300	23,108,900	41,909,300	62,598,800	235%	52%	482,986	3,012,047	1,000
42	Wingra	2012	50,866,200	50,866,200	62,174,300	60,813,300	20%	N/A	372,999	3,114,784	31,000
43	Park/Drake	2013	25,870,100	N/A	25,870,100	35,031,400	35%	N/A	92,139	857,861	502,000
44	Royster Clark	2013	30,448,400	N/A	30,448,400	30,113,900	-1%	N/A	(238,280)	1,593,680	-
x	West Beltline	N/A	N/A	N/A	N/A	N/A	N/A	N/A	-	-	-
XX	Mineral Point-Odana	N/A	N/A	N/A	N/A	N/A	N/A	N/A	0	2,500,000	-
	Unallocated	N/A	N/A	N/A	N/A	N/A	N/A	N/A	(500,000)	500,000	500,000
									<u>\$ 28,724,792</u>	<u>\$17,864,038</u>	<u>\$ 5,774,000</u>

**Tax Incremental Financing
Citywide Summary - All Active TIDs
2015 Executive Budget**

	<u>2013 Actual</u>	<u>2014 Budget</u>	<u>2014 Projected</u>	<u>2015 Executive Budget</u>
Cash Balance (Deficit), January 1	\$ 29,315,161	\$ 28,806,900	\$ 27,655,415	\$ 23,090,550
Project Inflows:				
Incremental Revenues	10,134,337	11,940,359	11,940,359	13,718,082
Computer Reimbursement	474,171	386,116	425,638	302,800
Payment on Advance	-	-	-	-
Interest Income	217,300	367,560	356,314	314,038
Proceeds from Borrowing	7,815,000	16,928,000	8,083,000	6,400,000
Developer Capital Funding	3,319,889	2,070,407	891,709	450,000
Application Fees	3,125	-	-	-
Other	976,687	-	3,112,501	-
Total Inflows:	<u>\$ 22,940,509</u>	<u>\$ 31,692,441</u>	<u>\$ 24,809,520</u>	<u>\$ 21,184,920</u>
Project Outflows:				
Engineering: Ped. Bike	-	4,925,000	4,925,000	150,000
Engineering: Major Streets	3,575,079	5,099,200	4,374,200	1,925,000
Engineering: Storm Water	-	-	-	-
Engineering: Sewer Utility	-	-	-	-
Parks	-	1,020,000	1,020,000	25,000
PCED: Payments to Developers	4,703,000	8,700,000	5,217,000	2,500,000
PCED: Planning Studies	160,472	100,000	50,000	-
PCED: Affordable Hsg. Set Aside	-	-	-	500,000
PCED: Other	6,233	7,572,000	2,310,000	1,175,000
Engineering: Other	-	-	-	-
Debt Service-Principal	5,223,291	5,866,922	5,979,640	6,746,328
Debt Service-Interest	1,057,842	1,100,536	1,123,400	1,202,548
Pay Advances-Principal	-	-	-	-
Pay Advances-Interest	35,668	-	32,987	32,306
Capital Lease-Principal	5,717,094	2,250,000	3,385,000	555,000
Capital Lease-Interest	1,153,089	1,028,063	685,158	469,495
Refund to Overlying Districts	-	-	-	-
Staff Costs	433,790	250,000	250,000	250,000
Audit Costs	44,755	20,000	22,000	20,000
Other	1,434,038	-	-	-
Total Outflows:	<u>\$ 23,544,351</u>	<u>\$ 37,931,721</u>	<u>\$ 29,374,385</u>	<u>\$ 15,550,677</u>
Annual Net Cash Flow	<u>\$ (603,843)</u>	<u>\$ (6,239,279)</u>	<u>\$ (4,564,864)</u>	<u>\$ 5,634,242</u>
Cash Balance (Deficit), December 31	<u>\$ 28,711,318</u>	<u>\$ 22,567,620</u>	<u>\$ 23,090,550</u>	<u>\$ 28,724,792</u>
Memo: Unrecovered Costs (Fav.)	\$ 21,116,384	\$ 38,567,742	\$ 24,399,608	\$ 17,864,038

**Tax Incremental Financing
TID #25 - Wilson Street Corridor
Inception 1995**

	<u>2013 Actual</u>	<u>2014 Budget</u>	<u>2014 Projected</u>	<u>2015 Executive Budget</u>
Cash Balance (Deficit), January 1	\$ 22,638,239	\$ 25,224,428	\$ 22,806,642	\$ 23,081,519
Project Inflows:				
Incremental Revenues	3,582,700	3,767,412	3,767,412	3,693,123
Computer Reimbursement	41,215	45,105	45,105	45,105
Payment on Advance	-	-	-	-
Interest Income	134,670	252,244	228,066	230,815
Proceeds from Borrowing	-	-	-	-
Developer Capital Funding	3,319,889	2,070,407	891,709	450,000
Application Fees	-	-	-	-
Other	-	-	-	-
Total Inflows:	<u>\$ 7,078,474</u>	<u>\$ 6,135,168</u>	<u>\$ 4,932,292</u>	<u>\$ 4,419,043</u>
Project Outflows:				
Engineering: Ped Bike	-	-	-	-
Engineering: Major Streets	-	-	-	-
Engineering: Storm Water	-	-	-	-
Engineering: Sewer Utility	-	-	-	-
Parks	-	4,000	4,000	4,000
PCED: Payments to Developers	-	-	-	-
PCED: Planning Studies	-	-	-	-
PCED: Affordable Hsg. Set Aside	-	-	-	-
PCED: Other	2,811	550,000	550,000	-
Engineering: Other	-	-	-	-
Debt Service-Principal	1,234	1,210	1,210	-
Debt Service-Interest	98	48	48	-
Pay Advances-Principal	-	-	-	-
Pay Advances-Interest	-	-	-	-
Capital Lease-Principal	5,717,094	2,250,000	3,385,000	555,000
Capital Lease-Interest	1,153,089	1,028,063	685,158	469,495
Refund to Overlying Districts	-	-	-	-
Staff Costs	32,783	30,000	30,000	30,000
Audit Costs	2,019	2,000	2,000	2,000
Other	942	-	-	-
Total Outflows:	<u>\$ 6,910,070</u>	<u>\$ 3,865,321</u>	<u>\$ 4,657,416</u>	<u>\$ 1,060,495</u>
Annual Net Cash Flow	<u>\$ 168,403</u>	<u>\$ 2,269,847</u>	<u>\$ 274,877</u>	<u>\$ 3,358,548</u>
Cash Balance (Deficit), December 31	<u>\$ 22,806,642</u>	<u>\$ 27,494,275</u>	<u>\$ 23,081,519</u>	<u>\$ 26,440,068</u>
Memo: Unrecovered Costs (Fav.)*	\$ (13,358,850)	\$ (16,665,599)	\$ (17,019,937)	\$ (20,933,485)

*Note: Although inception to date cost recovery has occurred, district closure will first require defeasance of capital leases.

Includes 2015 amounts as follows:

Parks, Project #10, Street Tree Replacements	cash	<u>4,000</u>
		<u>\$ 4,000</u>

**Tax Incremental Financing
TID #27 - West Broadway
Inception 1998**

	<u>2013 Actual</u>	<u>2014 Budget</u>	<u>2014 Projected</u>	<u>2015 Executive Budget</u>
Cash Balance (Deficit), January 1	\$ 208,491	\$ 498,904	\$ 636,132	\$ 627,318
Project Inflows:				
Incremental Revenues	535,741	570,373	570,373	559,939
Computer Reimbursement	7,970	14	7,970	7,970
Payment on Advance	-	-	-	-
Interest Income	3,397	4,989	6,361	6,273
Proceeds from Borrowing	-	-	-	-
Developer Capital Funding	-	-	-	-
Application Fees	-	-	-	-
Other	-	-	-	-
Total Inflows:	<u>\$ 547,108</u>	<u>\$ 575,376</u>	<u>\$ 584,704</u>	<u>\$ 574,182</u>
Project Outflows:				
Engineering: Ped Bike	-	-	-	-
Engineering: Major Streets	-	-	-	-
Engineering: Storm Water	-	-	-	-
Engineering: Sewer Utility	-	-	-	-
Parks	-	1,000	1,000	1,000
PCED: Payments to Developers	-	-	-	-
PCED: Planning Studies	-	-	-	-
PCED: Affordable Hsg. Set Aside	-	-	-	-
PCED: Other	-	500,000	500,000	-
Engineering: Other	-	-	-	-
Debt Service-Principal	98,993	77,238	77,238	25,433
Debt Service-Interest	6,778	3,280	3,280	636
Pay Advances-Principal	-	-	-	-
Pay Advances-Interest	-	-	-	-
Capital Lease-Principal	-	-	-	-
Capital Lease-Interest	-	-	-	-
Refund to Overlying Districts	-	-	-	-
Staff Costs	11,428	10,000	10,000	10,000
Audit Costs	2,019	2,000	2,000	2,000
Other:	247	-	-	-
Total Outflows:	<u>\$ 119,466</u>	<u>\$ 593,518</u>	<u>\$ 593,518</u>	<u>\$ 39,069</u>
Annual Net Cash Flow	<u>\$ 427,642</u>	<u>\$ (18,142)</u>	<u>\$ (8,814)</u>	<u>\$ 535,113</u>
Cash Balance (Deficit), December 31	<u>\$ 636,132</u>	<u>\$ 480,762</u>	<u>\$ 627,318</u>	<u>\$ 1,162,431</u>
Memo: Unrecovered Costs (Fav.)	\$ (533,461)	\$ (455,328)	\$ (601,885)	\$ (1,162,431)

Includes 2015 amounts as follows:

Parks, Project #10, Street Tree Replacements	cash	1,000
		<u>\$ 1,000</u>

This TID is projected to have recovered its costs and as such may be considered for closure, and an additional one-year's increment may be allocated in support of Affordable Housing projects Citywide, as permitted under State law.

Tax Incremental Financing
TID #29 - Allied Terrace
 Inception 2000

	<u>2013 Actual</u>	<u>2014 Budget</u>	<u>2014 Projected</u>	<u>2015 Executive Budget</u>
Cash Balance (Deficit), January 1	\$ (738,944)	\$ (1,228,702)	\$ (1,288,965)	\$ (1,846,693)
Project Inflows:				
Incremental Revenues	521,200	492,737	492,737	306,514
Computer Reimbursement	5,747	6,718	6,718	6,718
Payment on Advance	-	-	-	-
Interest Income	-	-	-	-
Proceeds from Borrowing	-	-	-	-
Developer Capital Funding	-	-	-	-
Application Fees	-	-	-	-
Other	7,129	-	-	-
Total Inflows:	<u>\$ 534,076</u>	<u>\$ 499,455</u>	<u>\$ 499,455</u>	<u>\$ 313,232</u>
Project Outflows:				
Engineering: Ped Bike	-	-	-	-
Engineering: Major Streets	-	-	-	-
Engineering: Storm Water	-	-	-	-
Engineering: Sewer Utility	-	-	-	-
Parks	-	1,000	1,000	1,000
PCED: Payments to Developers	-	-	-	-
PCED: Planning Studies	-	-	-	-
PCED: Affordable Hsg. Set Aside	-	-	-	-
PCED: Other	-	-	-	-
Engineering: Other	-	-	-	-
Debt Service-Principal	885,175	884,891	884,891	884,964
Debt Service-Interest	183,335	135,779	135,779	95,686
Pay Advances-Principal	-	-	-	-
Pay Advances-Interest	3,513	-	3,513	3,513
Capital Lease-Principal	-	-	-	-
Capital Lease-Interest	-	-	-	-
Refund to Overlying Districts	-	-	-	-
Staff Costs	9,371	30,000	30,000	30,000
Audit Costs	2,019	2,000	2,000	2,000
Other	683	-	-	-
Total Outflows:	<u>\$ 1,084,096</u>	<u>\$ 1,053,670</u>	<u>\$ 1,057,183</u>	<u>\$ 1,017,163</u>
Annual Net Cash Flow	<u>\$ (550,020)</u>	<u>\$ (554,215)</u>	<u>\$ (557,728)</u>	<u>\$ (703,931)</u>
Cash Balance (Deficit), December 31	<u>\$ (1,288,965)</u>	<u>\$ (1,782,917)</u>	<u>\$ (1,846,693)</u>	<u>\$ (2,550,624)</u>
Memo: Unrecovered Costs (Fav.)	\$ 4,674,515	\$ 4,283,576	\$ 4,347,352	\$ 4,166,319

Note: Not included in the operating statement is a note due from Gorman Cos. re: Avalon Village for \$1M plus accrued interest, due 10/5/22.

Includes 2015 amounts as follows:

Parks, Project #10, Street Tree Replacements	cash	1,000
		<u>\$ 1,000</u>

Tax Incremental Financing
TID #32 - State Street
 Inception 2003

	<u>2013 Actual</u>	<u>2014 Budget</u>	<u>2014 Projected</u>	<u>2015 Executive Budget</u>
Cash Balance (Deficit), January 1	\$ 3,521,350	\$ 4,988,670	\$ 8,358,414	\$ 2,642,061
Project Inflows:				
Incremental Revenues	3,024,721	3,845,000	3,845,000	4,413,792
Computer Reimbursement	73,123	19,729	19,729	19,729
Payment on Advance	-	-	-	-
Interest Income	36,221	49,887	83,584	26,421
Proceeds from Borrowing	4,219,320	432,000	-	-
Developer Capital Funding	-	-	-	-
Application Fees	-	-	-	-
Other	-	-	-	-
Total Inflows:	<u>\$ 7,353,385</u>	<u>\$ 4,346,616</u>	<u>\$ 3,948,313</u>	<u>\$ 4,459,942</u>
Project Outflows:				
Engineering: Ped Bike	-	4,925,000	4,925,000	150,000
Engineering: Major Streets	1,531,604	3,268,200	3,268,200	750,000
Engineering: Storm Water	-	-	-	-
Engineering: Sewer Utility	-	-	-	-
Parks	-	4,000	4,000	4,000
PCED: Payments to Developers	-	-	-	-
PCED: Planning Studies	-	100,000	50,000	-
PCED: Affordable Hsg. Set Aside	-	-	-	-
PCED: Other	-	332,000	-	450,000
Engineering: Other	-	-	-	-
Debt Service-Principal	742,198	1,153,893	1,159,335	1,170,542
Debt Service-Interest	136,080	234,376	226,132	190,641
Pay Advances-Principal	-	-	-	-
Pay Advances-Interest	-	-	-	-
Capital Lease-Principal	-	-	-	-
Capital Lease-Interest	-	-	-	-
Refund to Overlying Districts	-	-	-	-
Staff Costs	76,367	30,000	30,000	30,000
Audit Costs	1,919	2,000	2,000	2,000
Other	28,152	-	-	-
Total Outflows:	<u>\$ 2,516,321</u>	<u>\$ 10,049,468</u>	<u>\$ 9,664,667</u>	<u>\$ 2,747,183</u>
Annual Net Cash Flow	<u>\$ 4,837,064</u>	<u>\$ (5,702,852)</u>	<u>\$ (5,716,353)</u>	<u>\$ 1,712,759</u>
Cash Balance (Deficit), December 31	<u>\$ 8,358,414</u>	<u>\$ (714,183)</u>	<u>\$ 2,642,061</u>	<u>\$ 4,354,820</u>
Memo: Unrecovered Costs (Fav.)	\$ (1,139,730)	\$ 7,196,654	\$ 3,417,289	\$ 533,988

Includes 2015 amounts as follows:

Eng. - Bicycle and Ped., Project #4, Sidewalk Program	cash	150,000
Parks, Project #10, Street Tree Replacements	cash	4,000
PCED, Project #25, Upper State Street Corridor (Reauthorize)	cash	150,000
PCED, Project #45, State Street Retail Loans	cash	300,000
Eng. - Major Streets, Project #25, Johnson Street St.East	cash	750,000
		<u>\$ 1,354,000</u>

**Tax Incremental Financing
TID #33 - Monroe Harrison
Inception 2004**

	2013 Actual	2014 Budget	2014 Projected	2015 Executive Budget
Cash Balance (Deficit), January 1	\$ (738,257)	\$ (516,157)	\$ (505,257)	\$ (219,918)
Project Inflows:				
Incremental Revenues	532,972	567,003	567,003	541,532
Computer Reimbursement	217	-	217	217
Payment on Advance	-	-	-	-
Interest Income	-	-	-	-
Proceeds from Borrowing	-	-	-	-
Developer Capital Funding	-	-	-	-
Application Fees	-	-	-	-
Other (Developer Guarantee)	-	-	-	-
Total Inflows:	\$ 533,189	\$ 567,003	\$ 567,220	\$ 541,749
Project Outflows:				
Engineering: Ped Bike	-	-	-	-
Engineering: Major Streets	-	-	-	-
Engineering: Storm Water	-	-	-	-
Engineering: Sewer Utility	-	-	-	-
Parks	-	-	-	-
PCED: Payments to Developers	-	-	-	-
PCED: Planning Studies	-	-	-	-
PCED: Affordable Hsg. Set Aside	-	-	-	-
PCED: Other	-	-	-	-
Engineering: Other	-	-	-	-
Debt Service-Principal	253,485	253,485	253,485	253,485
Debt Service-Interest	35,841	24,279	24,279	12,717
Pay Advances-Principal	-	-	-	-
Pay Advances-Interest	2,118	-	2,118	2,118
Capital Lease-Principal	-	-	-	-
Capital Lease-Interest	-	-	-	-
Refund to Overlying Districts	-	-	-	-
Staff Costs	6,779	-	-	-
Audit Costs	1,719	2,000	2,000	2,000
Other	247	-	-	-
Total Outflows:	\$ 300,189	\$ 279,764	\$ 281,881	\$ 270,319
Annual Net Cash Flow	\$ 233,000	\$ 287,240	\$ 285,339	\$ 271,429
Cash Balance (Deficit), December 31	\$ (505,257)	\$ (228,918)	\$ (219,918)	\$ 51,512
Memo: Unrecovered Costs (Fav.)	\$ 1,032,028	\$ 502,204	\$ 493,204	\$ (31,710)

Includes 2015 amounts as follows:
(none)

-
\$ -

This TID is projected to have recovered its costs and as such may be considered for closure, and an additional one-year's increment may be allocated in support of Affordable Housing projects Citywide, as permitted under State law.

Tax Incremental Financing
TID #35 - Todd Drive / West Beltline
 Inception 2005

	<u>2013 Actual</u>	<u>2014 Budget</u>	<u>2014 Projected</u>	<u>2015 Executive Budget</u>
Cash Balance (Deficit), January 1	\$ 863,481	\$ 1,291,280	\$ 1,271,854	\$ 1,219,642
Project Inflows:				
Incremental Revenues	734,712	774,138	774,138	756,381
Computer Reimbursement	30,472	30,472	30,472	30,472
Payment on Advance	-	-	-	-
Interest Income	7,483	12,913	12,719	12,196
Proceeds from Borrowing	-	-	-	-
Developer Capital Funding	-	-	-	-
Application Fees	-	-	-	-
Other	-	-	-	-
Total Inflows:	<u>\$ 772,667</u>	<u>\$ 817,523</u>	<u>\$ 817,328</u>	<u>\$ 799,049</u>
Project Outflows:				
Engineering: Ped Bike	-	-	-	-
Engineering: Major Streets	-	-	-	-
Engineering: Storm Water	-	-	-	-
Engineering: Sewer Utility	-	-	-	-
Parks	-	-	-	-
PCED: Payments to Developers	-	-	-	-
PCED: Planning Studies	-	-	-	-
PCED: Affordable Hsg. Set Aside	-	-	-	-
PCED: Other	-	500,000	500,000	-
Engineering: Other	-	-	-	-
Debt Service-Principal	280,000	280,000	280,000	280,000
Debt Service-Interest	68,040	57,540	57,540	47,040
Pay Advances-Principal	-	-	-	-
Pay Advances-Interest	-	-	-	-
Capital Lease-Principal	-	-	-	-
Capital Lease-Interest	-	-	-	-
Refund to Overlying Districts	-	-	-	-
Staff Costs	14,088	30,000	30,000	30,000
Audit Costs	1,819	2,000	2,000	2,000
Other	347	-	-	-
Total Outflows:	<u>\$ 364,294</u>	<u>\$ 869,540</u>	<u>\$ 869,540</u>	<u>\$ 359,040</u>
Annual Net Cash Flow	<u>\$ 408,373</u>	<u>\$ (52,017)</u>	<u>\$ (52,212)</u>	<u>\$ 440,009</u>
Cash Balance (Deficit), December 31	<u>\$ 1,271,854</u>	<u>\$ 1,239,263</u>	<u>\$ 1,219,642</u>	<u>\$ 1,659,652</u>
Memo: Unrecovered Costs (Fav.)	\$ 128,146	\$ (119,263)	\$ (99,642)	\$ (819,652)

Includes 2015 amounts as follows:

Note: Resolution (RES-14-00388, adopted 5/20/14, authorizes amendment of the project plan to provide for a "donor-recipient" arrangement between TIDS #35 and #38, whereby TID 35, as a donor TID, will, starting in 2016, transfer \$500,000 per year to TID #38 for	<u>\$ -</u>
---	-------------

**Tax Incremental Financing
TID #36 - Capitol Gateway Corridor
Inception 2005**

	<u>2013 Actual</u>	<u>2014 Budget</u>	<u>2014 Projected</u>	<u>2015 Executive Budget</u>
Cash Balance (Deficit), January 1	\$ 3,767,791	\$ 3,069,957	\$ 1,651,269	\$ 4,081,534
Project Inflows:				
Incremental Revenues	517,762	815,995	815,995	1,661,715
Computer Reimbursement	78,242	78,242	78,242	78,242
Payment on Advance	-	-	-	-
Interest Income	19,565	30,700	16,513	40,815
Proceeds from Borrowing	1,060,000	9,100,000	5,617,000	3,310,000
Developer Capital Funding	-	-	-	-
Application Fees	-	-	-	-
Other	636,202	-	3,112,501	-
Total Inflows:	<u>\$ 2,311,771</u>	<u>\$ 10,024,937</u>	<u>\$ 9,640,251</u>	<u>\$ 5,090,773</u>
Project Outflows:				
Engineering: Ped Bike	-	-	-	-
Engineering: Major Streets	2,039,962	725,000	-	1,175,000
Engineering: Storm Water	-	-	-	-
Engineering: Sewer Utility	-	-	-	-
Parks	-	1,004,000	1,004,000	4,000
PCED: Payments to Developers	-	7,900,000	4,417,000	-
PCED: Planning Studies	160,472	-	-	-
PCED: Affordable Hsg. Set Aside	-	-	-	-
PCED: Other	3,423	200,000	200,000	135,000
Engineering: Other	-	-	-	-
Debt Service-Principal	1,169,537	1,275,537	1,275,601	1,837,301
Debt Service-Interest	263,304	279,798	281,384	426,421
Pay Advances-Principal	-	-	-	-
Pay Advances-Interest	-	-	-	-
Capital Lease-Principal	-	-	-	-
Capital Lease-Interest	-	-	-	-
Refund to Overlying Districts	-	-	-	-
Staff Costs	125,971	30,000	30,000	30,000
Audit Costs	3,119	2,000	2,000	2,000
Other	662,506	-	-	-
Total Outflows:	<u>\$ 4,428,293</u>	<u>\$ 11,416,335</u>	<u>\$ 7,209,986</u>	<u>\$ 3,609,722</u>
Annual Net Cash Flow	<u>\$ (2,116,522)</u>	<u>\$ (1,391,398)</u>	<u>\$ 2,430,265</u>	<u>\$ 1,481,051</u>
Cash Balance (Deficit), December 31	<u>\$ 1,651,269</u>	<u>\$ 1,678,559</u>	<u>\$ 4,081,534</u>	<u>\$ 5,562,585</u>
Memo: Unrecovered Costs (Fav.)	<u>\$ 9,122,256</u>	<u>\$ 16,919,429</u>	<u>\$ 11,033,390</u>	<u>\$ 11,025,038</u>

Includes 2015 amounts as follows:

Eng. - Major Streets, Proj #4, Rail Cross / Quiet Zones	borrow	1,175,000
PCED, Project #15, Capitol Gateway Corridor	borrow	135,000
PCED Project #33, 800 Block E. Wash. Ave. (Galaxie Phase 2)	borrow	1,500,000
PCED Project #46, Starting Block	borrow	500,000
Parks, Project #10, Street Tree Replacements	cash	4,000
		<u>\$ 3,314,000</u>

**Tax Incremental Financing
TID #37 - Union Corners
Inception 2006**

	<u>2013 Actual</u>	<u>2014 Budget</u>	<u>2014 Projected</u>	<u>2015 Executive Budget</u>
Cash Balance (Deficit), January 1	\$ (2,375,882)	\$ (2,694,845)	\$ (2,646,174)	\$ (2,973,557)
Project Inflows:				
Incremental Revenues	185,750	214,446	214,446	226,692
Computer Reimbursement	8,602	8,602	8,602	8,602
Payment on Advance	-	-	-	-
Interest Income	-	-	-	-
Proceeds from Borrowing	100,000	30,000	30,000	30,000
Developer Capital Funding	-	-	-	-
Application Fees	-	-	-	-
Other	7,500	-	-	-
Total Inflows:	<u>\$ 301,852</u>	<u>\$ 253,048</u>	<u>\$ 253,048</u>	<u>\$ 265,294</u>
Project Outflows:				
Engineering: Ped Bike	-	-	-	-
Engineering: Major Streets	-	-	-	-
Engineering: Storm Water	-	-	-	-
Engineering: Sewer Utility	-	-	-	-
Parks	-	1,000	1,000	2,000
PCED: Payments to Developers	-	-	-	-
PCED: Planning Studies	-	-	-	-
PCED: Affordable Hsg. Set Aside	-	-	-	-
PCED: Other	-	30,000	30,000	30,000
Engineering: Other	-	-	-	-
Debt Service-Principal	418,877	428,877	428,883	431,883
Debt Service-Interest	78,566	75,577	75,727	69,591
Pay Advances-Principal	-	-	-	-
Pay Advances-Interest	12,822	-	12,822	12,822
Capital Lease-Principal	-	-	-	-
Capital Lease-Interest	-	-	-	-
Refund to Overlying Districts	-	-	-	-
Staff Costs	44,645	30,000	30,000	30,000
Audit Costs	1,919	2,000	2,000	2,000
Other	15,316	-	-	-
Total Outflows:	<u>\$ 572,144</u>	<u>\$ 567,454</u>	<u>\$ 580,431</u>	<u>\$ 578,295</u>
Annual Net Cash Flow	<u>\$ (270,292)</u>	<u>\$ (314,405)</u>	<u>\$ (327,383)</u>	<u>\$ (313,001)</u>
Cash Balance (Deficit), December 31	<u>\$ (2,646,174)</u>	<u>\$ (3,009,250)</u>	<u>\$ (2,973,557)</u>	<u>\$ (3,286,558)</u>
Memo: Unrecovered Costs (Fav.)	\$ 5,486,545	\$ 5,450,744	\$ 5,415,045	\$ 5,326,163

Includes 2015 amounts as follows:

Parks, Project #10, Street Tree Replacements	cash	2,000
PCED, Project #16, Union Corners	borrow	30,000
		<u>\$ 32,000</u>

**Tax Incremental Financing
TID #38 - Badger / Ann / Park Street
Inception 2008**

	<u>2013 Actual</u>	<u>2014 Budget</u>	<u>2014 Projected</u>	<u>2015 Executive Budget</u>
Cash Balance (Deficit), January 1	\$ (2,380,162)	\$ (2,879,353)	\$ (2,895,968)	\$ (3,421,279)
Project Inflows:				
Incremental Revenues	-	-	-	-
Computer Reimbursement	2,831	-	2,831	2,831
Payment on Advance	-	-	-	-
Interest Income	-	-	-	-
Proceeds from Borrowing	-	-	-	-
Developer Capital Funding	-	-	-	-
Application Fees	-	-	-	-
Other - Land Sales	-	-	-	-
Total Inflows:	<u>\$ 2,831</u>	<u>\$ -</u>	<u>\$ 2,831</u>	<u>\$ 2,831</u>
Project Outflows:				
Engineering: Ped Bike	-	-	-	-
Engineering: Major Streets	938	-	-	-
Engineering: Storm Water	-	-	-	-
Engineering: Sewer Utility	-	-	-	-
Parks	-	-	-	-
PCED: Payments to Developers	-	-	-	-
PCED: Planning Studies	-	-	-	-
PCED: Affordable Hsg. Set Aside	-	-	-	-
PCED: Other	-	-	-	-
Engineering: Other	-	-	-	-
Debt Service-Principal	400,085	400,085	400,085	400,085
Debt Service-Interest	91,700	82,202	82,202	71,505
Pay Advances-Principal	-	-	-	-
Pay Advances-Interest	13,854	-	13,854	13,854
Capital Lease-Principal	-	-	-	-
Capital Lease-Interest	-	-	-	-
Refund to Overlying Districts	-	-	-	-
Staff Costs	9,794	30,000	30,000	30,000
Audit Costs	2,019	2,000	2,000	2,000
Other	247	-	-	-
Total Outflows:	<u>\$ 518,637</u>	<u>\$ 514,287</u>	<u>\$ 528,142</u>	<u>\$ 517,445</u>
Annual Net Cash Flow	<u>\$ (515,806)</u>	<u>\$ (514,287)</u>	<u>\$ (525,311)</u>	<u>\$ (514,614)</u>
Cash Balance (Deficit), December 31	<u>\$ (2,895,968)</u>	<u>\$ (3,393,640)</u>	<u>\$ (3,421,279)</u>	<u>\$ (3,935,892)</u>
Memo: Unrecovered Costs (Fav.)	\$ 5,293,520	\$ 5,391,107	\$ 5,418,745	\$ 5,533,274

Includes 2015 amounts as follows:
(none)

\$ -

Note: Resolution (RES-14-00388, adopted 5/20/14, authorizes amendment of the project plan to provide for a "donor-recipient" arrangement between TIDS #35 and #38, whereby TID 35, as a donor TID, will, starting in 2016, transfer \$500,000 per year to TID #38 for five years,

**Tax Incremental Financing
TID #39 - Stoughton Road
Inception 2008**

	<u>2013 Actual</u>	<u>2014 Budget</u>	<u>2014 Projected</u>	<u>2015 Executive Budget</u>
Cash Balance (Deficit), January 1	\$ 372,716	\$ 571,586	\$ (4,953)	\$ (212,426)
Project Inflows:				
Incremental Revenues	387,704	-	-	-
Computer Reimbursement	121,988	94,320	121,988	-
Payment on Advance	-	-	-	-
Interest Income	1,434	5,716	(50)	(2,124)
Proceeds from Borrowing	-	830,000	400,000	30,000
Developer Capital Funding	-	-	-	-
Application Fees	1,125	-	-	-
Other	325,856	-	-	-
Total Inflows:	<u>\$ 838,106</u>	<u>\$ 930,036</u>	<u>\$ 521,938</u>	<u>\$ 27,876</u>
Project Outflows:				
Engineering: Ped Bike	-	-	-	-
Engineering: Major Streets	-	-	-	-
Engineering: Storm Water	-	-	-	-
Engineering: Sewer Utility	-	-	-	-
Parks	-	2,000	2,000	4,000
PCED: Payments to Developers	225,000	400,000	400,000	-
PCED: Planning Studies	-	-	-	-
PCED: Affordable Hsg. Set Aside	-	-	-	-
PCED: Other	-	430,000	-	30,000
Engineering: Other	-	-	-	-
Debt Service-Principal	253,870	253,870	253,870	293,993
Debt Service-Interest	66,233	41,540	41,540	43,531
Pay Advances-Principal	-	-	-	-
Pay Advances-Interest	289	-	-	-
Capital Lease-Principal	-	-	-	-
Capital Lease-Interest	-	-	-	-
Refund to Overlying Districts	-	-	-	-
Staff Costs	33,339	30,000	30,000	30,000
Audit Costs	1,919	2,000	2,000	2,000
Other	635,125	-	-	-
Total Outflows:	<u>\$ 1,215,775</u>	<u>\$ 1,159,410</u>	<u>\$ 729,411</u>	<u>\$ 403,524</u>
Annual Net Cash Flow	<u>\$ (377,669)</u>	<u>\$ (229,375)</u>	<u>\$ (207,472)</u>	<u>\$ (375,648)</u>
Cash Balance (Deficit), December 31	<u>\$ (4,953)</u>	<u>\$ 342,212</u>	<u>\$ (212,426)</u>	<u>\$ (588,074)</u>
Memo: Unrecovered Costs (Fav.)	\$ 1,782,937	\$ 2,011,901	\$ 2,136,539	\$ 2,248,194

Includes 2015 amounts as follows:

Parks, Project #10, Street Tree Replacements	cash	4,000
PCED, Project #18, Stoughton Road	borrow	30,000
		<u>\$ 34,000</u>

Tax Incremental Financing
TID #40 - Northside
Inception 2009

	<u>2013 Actual</u>	<u>2014 Budget</u>	<u>2014 Projected</u>	<u>2015 Executive Budget</u>
Cash Balance (Deficit), January 1	\$ (613,332)	\$ (560,145)	\$ (538,475)	\$ (447,911)
Project Inflows:				
Incremental Revenues	-	-	-	-
Computer Reimbursement	102,914	102,914	102,914	102,914
Payment on Advance	-	-	-	-
Interest Income	-	-	-	-
Proceeds from Borrowing	-	-	-	-
Developer Capital Funding	-	-	-	-
Application Fees	-	-	-	-
Other	-	-	-	-
Total Inflows:	<u>\$ 102,914</u>	<u>\$ 102,914</u>	<u>\$ 102,914</u>	<u>\$ 102,914</u>
Project Outflows:				
Engineering: Ped Bike	-	-	-	-
Engineering: Major Streets	2,164	-	-	-
Engineering: Storm Water	-	-	-	-
Engineering: Sewer Utility	-	-	-	-
Parks	-	-	-	-
PCED: Payments to Developers	-	-	-	-
PCED: Planning Studies	-	-	-	-
PCED: Affordable Hsg. Set Aside	-	-	-	-
PCED: Other	-	-	-	-
Engineering: Other	-	-	-	-
Debt Service-Principal	7,499	7,499	7,499	7,499
Debt Service-Interest	3,150	2,850	2,850	2,475
Pay Advances-Principal	-	-	-	-
Pay Advances-Interest	3,046	-	-	-
Capital Lease-Principal	-	-	-	-
Capital Lease-Interest	-	-	-	-
Refund to Overlying Districts	-	-	-	-
Staff Costs	7,482	-	-	-
Audit Costs	1,719	-	2,000	-
Other	2,997	-	-	-
Total Outflows:	<u>\$ 28,058</u>	<u>\$ 10,349</u>	<u>\$ 12,349</u>	<u>\$ 9,974</u>
Annual Net Cash Flow	<u>\$ 74,856</u>	<u>\$ 92,565</u>	<u>\$ 90,565</u>	<u>\$ 92,940</u>
Cash Balance (Deficit), December 31	<u>\$ (538,475)</u>	<u>\$ (467,580)</u>	<u>\$ (447,911)</u>	<u>\$ (354,971)</u>
Memo: Unrecovered Costs (Fav.)	\$ 598,471	\$ 520,076	\$ 500,407	\$ 399,968

Includes 2015 amounts as follows:
(none)

-
<u>\$ -</u>

Tax Incremental Financing
TID #41 - University - Whitney (UW Clinic Project)
Inception 2011

	<u>2013 Actual</u>	<u>2014 Budget</u>	<u>2014 Projected</u>	<u>2015 Executive Budget</u>
Cash Balance (Deficit), January 1	\$ 3,338,059	\$ 1,111,211	\$ (57,181)	\$ (35,858)
Project Inflows:				
Incremental Revenues	111,076	600,591	600,591	1,092,158
Computer Reimbursement	850	-	850	-
Payment on Advance	-	-	-	-
Interest Income	11,602	11,112	(572)	(359)
Proceeds from Borrowing	1,385,680	-	-	-
Developer Capital Funding	-	-	-	-
Application Fees	-	-	-	-
Other	-	-	-	-
Total Inflows:	<u>\$ 1,509,207</u>	<u>\$ 611,703</u>	<u>\$ 600,869</u>	<u>\$ 1,091,799</u>
Project Outflows:				
Engineering: Ped Bike	-	-	-	-
Engineering: Major Streets	-	-	-	-
Engineering: Storm Water	-	-	-	-
Engineering: Sewer Utility	-	-	-	-
Parks	-	1,000	1,000	1,000
PCED: Payments to Developers	4,478,000	-	-	-
PCED: Planning Studies	-	-	-	-
PCED: Affordable Hsg. Set Aside	-	-	-	-
PCED: Other	-	-	-	-
Engineering: Other	-	-	-	-
Debt Service-Principal	341,775	479,775	481,916	481,916
Debt Service-Interest	59,839	99,871	96,170	90,040
Pay Advances-Principal	-	-	-	-
Pay Advances-Interest	27	-	460	-
Capital Lease-Principal	-	-	-	-
Capital Lease-Interest	-	-	-	-
Refund to Overlying Districts	-	-	-	-
Staff Costs	10,664	-	-	-
Audit Costs	3,519	-	-	-
Other	10,624	-	-	-
Total Outflows:	<u>\$ 4,904,447</u>	<u>\$ 580,646</u>	<u>\$ 579,546</u>	<u>\$ 572,956</u>
Annual Net Cash Flow	<u>\$ (3,395,240)</u>	<u>\$ 31,057</u>	<u>\$ 21,323</u>	<u>\$ 518,843</u>
Cash Balance (Deficit), December 31	<u>\$ (57,181)</u>	<u>\$ 1,142,268</u>	<u>\$ (35,858)</u>	<u>\$ 482,986</u>
Memo: Unrecovered Costs (Fav.)	\$ 4,516,046	\$ 2,831,142	\$ 4,012,807	\$ 3,012,047

Includes 2015 amounts as follows:

Parks, Project #10, Street Tree Replacements	cash	1,000
		<u>\$ 1,000</u>

**Tax Incremental Financing
TID #42 - Wingra (Wingra Clinic Project)
Inception 2012**

	<u>2013 Actual</u>	<u>2014 Budget</u>	<u>2014 Projected</u>	<u>2015 Executive Budget</u>
Cash Balance (Deficit), January 1	\$ 395,708	\$ (3,559)	\$ 969,180	\$ 697,220
Project Inflows:				
Incremental Revenues	-	292,663	292,663	247,492
Computer Reimbursement	-	-	-	-
Payment on Advance	-	-	-	-
Interest Income	2,929	-	9,692	-
Proceeds from Borrowing	1,050,000	30,000	30,000	30,000
Developer Capital Funding	-	-	-	-
Application Fees	-	-	-	-
Other	-	-	-	-
Total Inflows:	<u>\$ 1,052,929</u>	<u>\$ 322,663</u>	<u>\$ 332,355</u>	<u>\$ 277,492</u>
Project Outflows:				
Engineering: Ped Bike	-	-	-	-
Engineering: Major Streets	412	-	-	-
Engineering: Storm Water	-	-	-	-
Engineering: Sewer Utility	-	-	-	-
Parks	-	2,000	2,000	1,000
PCED: Payments to Developers	-	-	-	-
PCED: Planning Studies	-	-	-	-
PCED: Affordable Hsg. Set Aside	-	-	-	-
PCED: Other	-	30,000	30,000	30,000
Engineering: Other	-	-	-	-
Debt Service-Principal	370,563	370,563	475,627	478,627
Debt Service-Interest	64,879	63,396	96,468	92,086
Pay Advances-Principal	-	-	-	-
Pay Advances-Interest	-	-	221	-
Capital Lease-Principal	-	-	-	-
Capital Lease-Interest	-	-	-	-
Refund to Overlying Districts	-	-	-	-
Staff Costs	19,199	-	-	-
Audit Costs	3,419	-	-	-
Other	20,985	-	-	-
Total Outflows:	<u>\$ 479,456</u>	<u>\$ 465,959</u>	<u>\$ 604,316</u>	<u>\$ 601,713</u>
Annual Net Cash Flow	<u>\$ 573,473</u>	<u>\$ (143,295)</u>	<u>\$ (271,960)</u>	<u>\$ (324,221)</u>
Cash Balance (Deficit), December 31	<u>\$ 969,180</u>	<u>\$ (146,854)</u>	<u>\$ 697,220</u>	<u>\$ 372,999</u>
Memo: Unrecovered Costs (Fav.)	\$ 3,412,857	\$ 4,188,328	\$ 3,239,191	\$ 3,114,784

Includes 2015 amounts as follows:

Parks, Project #10, Street Tree Replacements		cash	1,000
PCED, Project #21, Wingra	(Reauthorize)	borrow	30,000
			<u>\$ 31,000</u>

Tax Incremental Financing
TID #43 - Park/Drake
(Creation Resolution Introduced 7/29/2013)

	<u>2013 Actual</u>	<u>2014 Budget</u>	<u>2014 Projected</u>	<u>2015 Executive Budget</u>
Cash Balance (Deficit), January 1	\$ -	\$ (59,604)	\$ (59,604)	\$ (59,604)
Project Inflows:				
Incremental Revenues	-	-	-	218,743
Computer Reimbursement	-	-	-	-
Payment on Advance	-	-	-	-
Interest Income	-	-	-	-
Proceeds from Borrowing	-	1,000,000	500,000	500,000
Developer Capital Funding	-	-	-	-
Application Fees	-	-	-	-
Other	-	-	-	-
Total Inflows:	<u>\$ -</u>	<u>\$ 1,000,000</u>	<u>\$ 500,000</u>	<u>\$ 718,743</u>
Project Outflows:				
Engineering: Ped Bike	-	-	-	-
Engineering: Major Streets	-	-	-	-
Engineering: Storm Water	-	-	-	-
Engineering: Sewer Utility	-	-	-	-
Parks	-	-	-	2,000
P & D: Payments to Developers	-	-	-	-
P & D: Planning Studies	-	-	-	-
P & D: Affordable Hsg. Set Aside	-	-	-	-
P & D: Other	-	1,000,000	500,000	500,000
Engineering: Other	-	-	-	-
Debt Service-Principal	-	-	-	50,000
Debt Service-Interest	-	-	-	15,000
Pay Advances-Principal	-	-	-	-
Pay Advances-Interest	-	-	-	-
Capital Lease-Principal	-	-	-	-
Capital Lease-Interest	-	-	-	-
Refund to Overlying Districts	-	-	-	-
Staff Costs	-	-	-	-
Audit Costs	15,608	-	-	-
Other	43,996	-	-	-
Total Outflows:	<u>\$ 59,604</u>	<u>\$ 1,000,000</u>	<u>\$ 500,000</u>	<u>\$ 567,000</u>
Annual Net Cash Flow	<u>\$ (59,604)</u>	<u>\$ -</u>	<u>\$ -</u>	<u>\$ 151,743</u>
Cash Balance (Deficit), December 31	<u>\$ (59,604)</u>	<u>\$ (59,604)</u>	<u>\$ (59,604)</u>	<u>\$ 92,139</u>
Memo: Unrecovered Costs (Fav.)	\$ 59,604	\$ 1,000,000	\$ 559,604	\$ 857,861

Includes 2015 amounts as follows:

Parks, Project #10, Street Tree Replacements		Cash	2,000
PCED, Project #34, TID 43 - Park/Drake	(Reauthorize)	Borrow	500,000
			<u>\$ 502,000</u>

**Tax Incremental Financing
TID #44 - Royster Clark**

	<u>2013 Actual</u>	<u>2014 Budget</u>	<u>2014 Projected</u>	<u>2015 Executive Budget</u>
Cash Balance (Deficit), January 1	\$ -	\$ (6,772)	\$ (41,500)	\$ (41,500)
Project Inflows:				
Incremental Revenues	-	-	-	-
Computer Reimbursement	-	-	-	-
Payment on Advance	-	-	-	-
Interest Income	-	-	-	-
Proceeds from Borrowing	-	1,506,000	1,506,000	-
Developer Capital Funding	-	-	-	-
Application Fees	2,000	-	-	-
Other	-	-	-	-
Total Inflows:	<u>\$ 2,000</u>	<u>\$ 1,506,000</u>	<u>\$ 1,506,000</u>	<u>\$ -</u>
Project Outflows:				
Engineering: Ped Bike	-	-	-	-
Engineering: Major Streets	-	1,106,000	1,106,000	-
Engineering: Storm Water	-	-	-	-
Engineering: Sewer Utility	-	-	-	-
Parks	-	-	-	1,000
PCED: Payments to Developers	-	400,000	400,000	-
PCED: Planning Studies	-	-	-	-
PCED: Affordable Hsg. Set Aside	-	-	-	-
PCED: Other	-	-	-	-
Engineering: Other	-	-	-	-
Debt Service-Principal	-	-	-	150,600
Debt Service-Interest	-	-	-	45,180
Pay Advances-Principal	-	-	-	-
Pay Advances-Interest	-	-	-	-
Capital Lease-Principal	-	-	-	-
Capital Lease-Interest	-	-	-	-
Refund to Overlying Districts	-	-	-	-
Staff Costs	31,878	-	-	-
Audit Costs	-	-	-	-
Other	11,622	-	-	-
Total Outflows:	<u>\$ 43,500</u>	<u>\$ 1,506,000</u>	<u>\$ 1,506,000</u>	<u>\$ 196,780</u>
Annual Net Cash Flow	<u>\$ (41,500)</u>	<u>\$ -</u>	<u>\$ -</u>	<u>\$ (196,780)</u>
Cash Balance (Deficit), December 31	<u>\$ (41,500)</u>	<u>\$ (6,772)</u>	<u>\$ (41,500)</u>	<u>\$ (238,280)</u>
Memo: Unrecovered Costs (Fav.)	\$ 41,500	\$ 1,512,772	\$ 1,547,500	\$ 1,593,680

Includes 2015 amounts as follows:

Parks, Project #10, Street Tree Replacements	cash	1,000
		<u>\$ 1,000</u>

Tax Incremental Financing
TID #xx - West Beltline
(Not yet created)

	<u>2013 Actual</u>	<u>2014 Budget</u>	<u>2014 Projected</u>	<u>2015 Executive Budget</u>
Cash Balance (Deficit), January 1	\$ -	\$ -	\$ -	\$ -
Project Inflows:				
Incremental Revenues	-	-	-	-
Computer Reimbursement	-	-	-	-
Payment on Advance	-	-	-	-
Interest Income	-	-	-	-
Proceeds from Borrowing	-	4,000,000	-	-
Developer Capital Funding	-	-	-	-
Application Fees	-	-	-	-
Other	-	-	-	-
Total Inflows:	<u>\$ -</u>	<u>\$ 4,000,000</u>	<u>\$ -</u>	<u>\$ -</u>
Project Outflows:				
Engineering: Ped Bike	-	-	-	-
Engineering: Major Streets	-	-	-	-
Engineering: Storm Water	-	-	-	-
Engineering: Sewer Utility	-	-	-	-
Parks	-	-	-	-
PCED: Payments to Developers	-	-	-	-
PCED: Planning Studies	-	-	-	-
PCED: Affordable Hsg. Set Aside	-	-	-	-
PCED: Other	-	4,000,000	-	-
Engineering: Other	-	-	-	-
Debt Service-Principal	-	-	-	-
Debt Service-Interest	-	-	-	-
Pay Advances-Principal	-	-	-	-
Pay Advances-Interest	-	-	-	-
Capital Lease-Principal	-	-	-	-
Capital Lease-Interest	-	-	-	-
Refund to Overlying Districts	-	-	-	-
Staff Costs	-	-	-	-
Audit Costs	-	-	-	-
Other	-	-	-	-
Total Outflows:	<u>\$ -</u>	<u>\$ 4,000,000</u>	<u>\$ -</u>	<u>\$ -</u>
Annual Net Cash Flow	<u>\$ -</u>	<u>\$ -</u>	<u>\$ -</u>	<u>\$ -</u>
Cash Balance (Deficit), December 31	<u>\$ -</u>	<u>\$ -</u>	<u>\$ -</u>	<u>\$ -</u>
Memo: Unrecovered Costs (Fav.)	\$ -	\$ 4,000,000	\$ -	\$ -
Includes 2015 amounts as follows: (none)				-
				<u>\$ -</u>

Tax Incremental Financing
TID #XX - Mineral Point - Odana
(Not yet created)

	<u>2013 Actual</u>	<u>2014 Budget</u>	<u>2014 Projected</u>	<u>2015 Executive Budget</u>
Cash Balance (Deficit), January 1	\$ 0	\$ 0	\$ 0	\$ 0
Project Inflows:				
Incremental Revenues	-	-	-	-
Computer Reimbursement	-	-	-	-
Payment on Advance	-	-	-	-
Interest Income	-	-	-	-
Proceeds from Borrowing	-	-	-	2,500,000
Developer Capital Funding	-	-	-	-
Application Fees	-	-	-	-
Other	-	-	-	-
Total Inflows:	<u>\$ -</u>	<u>\$ -</u>	<u>\$ -</u>	<u>\$ 2,500,000</u>
Project Outflows:				
Transfer Out to Buildings	-	-	-	-
Engineering: Major Streets	-	-	-	-
Engineering: Storm Water	-	-	-	-
Engineering: Sewer Utility	-	-	-	-
Parks	-	-	-	-
P & D: Payments to Developers	-	-	-	2,500,000
P & D: Planning Studies	-	-	-	-
P & D: Affordable Hsg. Set Aside	-	-	-	-
P & D: Other	-	-	-	-
State Street - Capitol Square	-	-	-	-
Debt Service-Principal	-	-	-	-
Debt Service-Interest	-	-	-	-
Pay Advances-Principal	-	-	-	-
Pay Advances-Interest	-	-	-	-
Capital Lease-Principal	-	-	-	-
Capital Lease-Interest	-	-	-	-
Refund to Overlying Districts	-	-	-	-
Staff Costs	-	-	-	-
Audit Costs	-	-	-	-
Other	-	-	-	-
Total Outflows:	<u>\$ -</u>	<u>\$ -</u>	<u>\$ -</u>	<u>\$ 2,500,000</u>
Annual Net Cash Flow	<u>\$ -</u>	<u>\$ -</u>	<u>\$ -</u>	<u>\$ -</u>
Cash Balance (Deficit), December 31	<u>\$ 0</u>	<u>\$ 0</u>	<u>\$ 0</u>	<u>\$ 0</u>
Memo: Unrecovered Costs (Fav.)	-	-	-	2,500,000

**Tax Incremental Financing
TID - Unallocated**

	<u>2013 Actual</u>	<u>2014 Budget</u>	<u>2014 Projected</u>	<u>2015 Executive Budget</u>
Cash Balance (Deficit), January 1	\$ -	\$ -	\$ -	\$ -
Project Inflows:				
Incremental Revenues	-	-	-	-
Computer Reimbursement	-	-	-	-
Payment on Advance	-	-	-	-
Interest Income	-	-	-	-
Proceeds from Borrowing	-	-	-	-
Developer Capital Funding	-	-	-	-
Application Fees	-	-	-	-
Other	-	-	-	-
Total Inflows:	<u>\$ -</u>	<u>\$ -</u>	<u>\$ -</u>	<u>\$ -</u>
Project Outflows:*				
Transfer Out to Buildings	-	-	-	-
Engineering: Major Streets	-	-	-	-
Engineering: Storm Water	-	-	-	-
Engineering: Sewer Utility	-	-	-	-
Parks	-	-	-	-
PCED: Payments to Developers	-	-	-	-
PCED: Planning Studies	-	-	-	-
PCED: Affordable Hsg. Set Aside	-	-	-	500,000
PCED: Other	-	-	-	-
State Street - Capitol Square	-	-	-	-
Debt Service-Principal	-	-	-	-
Debt Service-Interest	-	-	-	-
Pay Advances-Principal	-	-	-	-
Pay Advances-Interest	-	-	-	-
Capital Lease-Principal	-	-	-	-
Capital Lease-Interest	-	-	-	-
Refund to Overlying Districts	-	-	-	-
Staff Costs	-	-	-	-
Audit Costs	-	-	-	-
Other	-	-	-	-
Total Outflows:	<u>\$ -</u>	<u>\$ -</u>	<u>\$ -</u>	<u>\$ 500,000</u>
Annual Net Cash Flow	<u>\$ -</u>	<u>\$ -</u>	<u>\$ -</u>	<u>\$ (500,000)</u>
Cash Balance (Deficit), December 31	<u>\$ -</u>	<u>\$ -</u>	<u>\$ -</u>	<u>\$ (500,000)</u>
Memo: Unrecovered Costs (Fav.)	\$ -	\$ -	\$ -	\$ 500,000
Includes 2015 amounts as follows:				
PCED Project #42, Affordable Housing Fund (various TIDs)			cash	500,000
				<u>\$ 500,000</u>

IMPACT FEES
CASH FLOW STATEMENTS

**Impact Fees
Citywide Summary - All Active Impact Fee Funds
2015 Executive Budget**

	<u>2013 Actual</u>	<u>2014 Budget</u>	<u>2014 Projected</u>	<u>2015 Executive Budget</u>
Cash Balance (Deficit), January 1	\$ (622,178)	\$ (393,752)	\$ 3,629,175	\$ 3,340,625
Fund Inflows:				
County Grants	-	-	-	-
Interest on Investments	34,774	26,175	40,575	42,375
Revenue - Impact Fees	172,479	133,850	192,000	180,500
Park Dev. / Impact Fees	4,892,894	685,200	1,645,300	2,449,450
General Obligation Debt	500,000	1,552,700	852,700	500,000
Revenue Bonds	-	-	-	-
Other	419,512	-	40,000	-
Total Inflows:	<u>\$ 6,019,659</u>	<u>\$ 2,397,925</u>	<u>\$ 2,770,575</u>	<u>\$ 3,172,325</u>
Fund Outflows:				
Advances - Principal	-	-	-	-
Advances - Interest	25,581	21,009	22,425	22,400
Land and Land Improvements	1,388,138	2,130,000	2,030,000	2,385,000
Major Streets	-	-	-	-
Storm Utility	-	-	-	-
Sewer Utility	82,739	1,152,700	652,700	500,000
Debt Service - Principal	200,996	251,000	251,000	335,968
Debt Service - Interest	63,101	63,000	63,000	82,051
Development and Plan	-	-	-	-
Equipment	251	-	-	-
Buildings	7,500	-	-	30,000
Other	-	-	40,000	-
Total Outflows:	<u>\$ 1,768,306</u>	<u>\$ 3,617,709</u>	<u>\$ 3,059,125</u>	<u>\$ 3,355,419</u>
Annual Net Cash Flow	<u>\$ 4,251,353</u>	<u>\$ (1,219,784)</u>	<u>\$ (288,550)</u>	<u>\$ (183,094)</u>
Cash Balance (Deficit), December 31	<u>\$ 3,629,175</u>	<u>\$ (1,613,536)</u>	<u>\$ 3,340,625</u>	<u>\$ 3,157,531</u>

**Impact Fees
Parks Subtotal**

	2013 Actual	2014 Budget	2014 Projected	2015 Executive Budget
Cash Balance (Deficit), January 1	\$ 4,262,722	\$ 4,050,581	\$ 8,124,497	\$ 7,900,332
Project Inflows:				
County Grants	-	-	-	-
Interest on Investments	34,705	26,100	40,500	42,300
Revenue - Impact Fees	-	-	-	-
Park Dev. / Impact Fees	4,892,894	685,200	1,645,300	2,449,450
General Obligation Debt	-	400,000	200,000	-
Revenue Bonds	-	-	-	-
Other	416,558	-	40,000	-
Total Inflows:	\$ 5,344,157	\$ 1,111,300	\$ 1,925,800	\$ 2,491,750
Project Outflows:				
Advances - Principal	-	-	-	-
Advances - Interest	108	140	140	-
Land and Land Improvements	1,388,138	2,130,000	2,030,000	2,385,000
Major Streets	-	-	-	-
Storm Utility	-	-	-	-
Sewer Utility	-	-	-	-
Debt Service - Principal	70,032	70,000	70,000	89,968
Debt Service - Interest	16,603	9,825	9,825	11,316
Development and Plan	-	-	-	-
Equipment	-	-	-	-
Buildings	7,500	-	-	30,000
Other	-	-	40,000	-
Total Outflows:	\$ 1,482,382	\$ 2,209,965	\$ 2,149,965	\$ 2,516,284
Annual Net Cash Flow	\$ 3,861,776	\$ (1,098,665)	\$ (224,165)	\$ (24,534)
Cash Balance (Deficit), December 31	\$ 8,124,497	\$ 2,951,916	\$ 7,900,332	\$ 7,875,798

**Impact Fees
SI21 Parks - Warner**

	<u>2013 Actual</u>	<u>2014 Budget</u>	<u>2014 Projected</u>	<u>2015 Executive Budget</u>
Cash Balance (Deficit), January 1	\$ -	\$ 1,700	\$ -	\$ (45,000)
Project Inflows:				
County Grants	-	-	-	-
Interest on Investments	-	100	-	-
Revenue - Impact Fees	-	-	-	-
Park Dev. / Impact Fees	-	3,200	-	20,000
General Obligation Debt	-	-	-	-
Revenue Bonds	-	-	-	-
Other	-	-	-	-
Total Inflows:	<u>\$ -</u>	<u>\$ 3,300</u>	<u>\$ -</u>	<u>\$ 20,000</u>
Project Outflows:				
Advances - Principal	-	-	-	-
Advances - Interest	-	-	-	-
Land and Land Improvements	-	5,000	5,000	-
Major Streets	-	-	-	-
Storm Utility	-	-	-	-
Sewer Utility	-	-	-	-
Debt Service - Principal	-	-	-	-
Debt Service - Interest	-	-	-	-
Development and Plan	-	-	-	-
Equipment	-	-	-	-
Buildings	-	-	-	-
Other	-	-	40,000	-
Total Outflows:	<u>\$ -</u>	<u>\$ 5,000</u>	<u>\$ 45,000</u>	<u>\$ -</u>
Annual Net Cash Flow	<u>\$ -</u>	<u>\$ (1,700)</u>	<u>\$ (45,000)</u>	<u>\$ 20,000</u>
Cash Balance (Deficit), December 31	<u>\$ -</u>	<u>\$ -</u>	<u>\$ (45,000)</u>	<u>\$ (25,000)</u>

Includes 2014 amounts as follows:

Project #3, Conservation Park Improvements (Cherokee Trail Imp.)	cash	<u>\$ 5,000</u>
		<u>\$ 5,000</u>

**Impact Fees
SI22 Parks - Reindahl**

	<u>2013 Actual</u>	<u>2014 Budget</u>	<u>2014 Projected</u>	<u>2015 Executive Budget</u>
Cash Balance (Deficit), January 1	\$ 105,230	\$ 28,180	\$ 50,548	\$ 50,548
Project Inflows:				
County Grants	-	-	-	-
Interest on Investments	583	500	-	600
Revenue - Impact Fees	-	-	-	-
Park Dev. / Impact Fees	23,234	2,500	-	12,750
General Obligation Debt	-	-	-	-
Revenue Bonds	-	-	-	-
Other	-	-	-	-
Total Inflows:	<u>\$ 23,818</u>	<u>\$ 3,000</u>	<u>\$ -</u>	<u>\$ 13,350</u>
Project Outflows:				
Advances - Principal	-	-	-	-
Advances - Interest	-	-	-	-
Land and Land Improvements	75,000	-	-	-
Major Streets	-	-	-	-
Storm Utility	-	-	-	-
Sewer Utility	-	-	-	-
Debt Service - Principal	-	-	-	-
Debt Service - Interest	-	-	-	-
Development and Plan	-	-	-	-
Equipment	-	-	-	-
Buildings	3,500	-	-	-
Other	-	-	-	-
Total Outflows:	<u>\$ 78,500</u>	<u>\$ -</u>	<u>\$ -</u>	<u>\$ -</u>
Annual Net Cash Flow	<u>\$ (54,682)</u>	<u>\$ 3,000</u>	<u>\$ -</u>	<u>\$ 13,350</u>
Cash Balance (Deficit), December 31	<u>\$ 50,548</u>	<u>\$ 31,180</u>	<u>\$ 50,548</u>	<u>\$ 63,898</u>

**Impact Fees
SI23 Parks - Door Creek**

	<u>2013 Actual</u>	<u>2014 Budget</u>	<u>2014 Projected</u>	<u>2015 Executive Budget</u>
Cash Balance (Deficit), January 1	\$ (76,726)	\$ (52,994)	\$ (27,056)	\$ 42,979
Project Inflows:				
County Grants	-	-	-	-
Interest on Investments	48	-	-	500
Revenue - Impact Fees	-	-	-	-
Park Dev. / Impact Fees	130,801	90,000	150,000	10,000
General Obligation Debt	-	-	-	-
Revenue Bonds	-	-	-	-
Federal Grants	5,558	-	-	-
Total Inflows:	<u>\$ 136,407</u>	<u>\$ 90,000</u>	<u>\$ 150,000</u>	<u>\$ 10,500</u>
Project Outflows:				
Advances - Principal	-	-	-	-
Advances - Interest	102	140	140	-
Land and Land Improvements	-	-	-	15,000
Major Streets	-	-	-	-
Storm Utility	-	-	-	-
Sewer Utility	-	-	-	-
Debt Service - Principal	70,032	70,000	70,000	69,968
Debt Service - Interest	16,603	9,825	9,825	8,516
Development and Plan	-	-	-	-
Equipment	-	-	-	-
Buildings	-	-	-	-
Other	-	-	-	-
Total Outflows:	<u>\$ 86,737</u>	<u>\$ 79,965</u>	<u>\$ 79,965</u>	<u>\$ 93,484</u>
Annual Net Cash Flow	<u>\$ 49,670</u>	<u>\$ 10,035</u>	<u>\$ 70,035</u>	<u>\$ (82,984)</u>
Cash Balance (Deficit), December 31	<u>\$ (27,056)</u>	<u>\$ (42,959)</u>	<u>\$ 42,979</u>	<u>\$ (40,005)</u>

Includes 2015 amounts as follows:

Project #5, Neighborhood Park Imp. (Patriot Park)	cash	<u>\$ 15,000</u>
		<u>\$ 15,000</u>

**Impact Fees
SI24 Parks - Yahara Hills**

	<u>2013 Actual</u>	<u>2014 Budget</u>	<u>2014 Projected</u>	<u>2015 Executive Budget</u>
Cash Balance (Deficit), January 1	\$ 400,794	\$ 419,294	\$ 367,045	\$ 77,045
Project Inflows:				
County Grants	-	-	-	-
Interest on Investments	2,258	3,500	3,500	-
Revenue - Impact Fees	-	-	-	-
Park Dev. / Impact Fees	19,075	28,000	16,500	17,500
General Obligation Debt	-	-	-	-
Revenue Bonds	-	-	-	-
Other	-	-	40,000	-
Total Inflows:	<u>\$ 21,333</u>	<u>\$ 31,500</u>	<u>\$ 60,000</u>	<u>\$ 17,500</u>
Project Outflows:				
Advances - Principal	-	-	-	-
Advances - Interest	-	-	-	-
Land and Land Improvements	55,083	450,000	350,000	100,000
Major Streets	-	-	-	-
Storm Utility	-	-	-	-
Sewer Utility	-	-	-	-
Debt Service - Principal	-	-	-	-
Debt Service - Interest	-	-	-	-
Development and Plan	-	-	-	-
Equipment	-	-	-	-
Buildings	-	-	-	-
Other	-	-	-	-
Total Outflows:	<u>\$ 55,083</u>	<u>\$ 450,000</u>	<u>\$ 350,000</u>	<u>\$ 100,000</u>
Annual Net Cash Flow	<u>\$ (33,750)</u>	<u>\$ (418,500)</u>	<u>\$ (290,000)</u>	<u>\$ (82,500)</u>
Cash Balance (Deficit), December 31	<u>\$ 367,045</u>	<u>\$ 794</u>	<u>\$ 77,045</u>	<u>\$ (5,455)</u>

Includes 2014 amounts as follows:

Project #5, Neighborhood Park Imp. (Owl Creek Park) Reauthorized to 2015	\$	-
Project #7, Park Facility Improvements (Yahara Hills)	cash	350,000
	<u>\$</u>	<u>350,000</u>

Includes 2015 amounts as follows:

Project #5, Neighborhood Park Imp. (Owl Creek Park) Reauthorized from 2014	cash	<u>\$ 100,000</u>
		<u>\$ 100,000</u>

**Impact Fees
SI25 Parks - Olbrich**

	<u>2013 Actual</u>	<u>2014 Budget</u>	<u>2014 Projected</u>	<u>2015 Executive Budget</u>
Cash Balance (Deficit), January 1	\$ 11,039	\$ (3,834)	\$ (13,898)	\$ (13,698)
Project Inflows:				
County Grants	-	-	-	-
Interest on Investments	69	200	200	-
Revenue - Impact Fees	-	-	-	-
Park Dev. / Impact Fees	-	7,500	-	-
General Obligation Debt	-	-	-	-
Revenue Bonds	-	-	-	-
Other	-	-	-	-
Total Inflows:	<u>\$ 69</u>	<u>\$ 7,700</u>	<u>\$ 200</u>	<u>\$ -</u>
Project Outflows:				
Advances - Principal	-	-	-	-
Advances - Interest	7	-	-	-
Land and Land Improvements	25,000	-	-	-
Major Streets	-	-	-	-
Storm Utility	-	-	-	-
Sewer Utility	-	-	-	-
Debt Service - Principal	-	-	-	-
Debt Service - Interest	-	-	-	-
Development and Plan	-	-	-	-
Equipment	-	-	-	-
Buildings	-	-	-	-
Other	-	-	-	-
Total Outflows:	<u>\$ 25,007</u>	<u>\$ -</u>	<u>\$ -</u>	<u>\$ -</u>
Annual Net Cash Flow	<u>\$ (24,938)</u>	<u>\$ 7,700</u>	<u>\$ 200</u>	<u>\$ -</u>
Cash Balance (Deficit), December 31	<u>\$ (13,898)</u>	<u>\$ 3,866</u>	<u>\$ (13,698)</u>	<u>\$ (13,698)</u>

**Impact Fees
SI26 Parks - Law - Tenney**

	<u>2013 Actual</u>	<u>2014 Budget</u>	<u>2014 Projected</u>	<u>2015 Executive Budget</u>
Cash Balance (Deficit), January 1	\$ 278,614	\$ (23,386)	\$ (234,098)	\$ (333,898)
Project Inflows:				
County Grants	-	-	-	-
Interest on Investments	1,665	200	200	750
Revenue - Impact Fees	-	-	-	-
Park Dev. / Impact Fees	298,175	70,000	100,000	225,000
General Obligation Debt	-	400,000	200,000	-
Revenue Bonds	-	-	-	-
Other	-	-	-	-
Total Inflows:	<u>\$ 299,840</u>	<u>\$ 470,200</u>	<u>\$ 300,200</u>	<u>\$ 225,750</u>
Project Outflows:				
Advances - Principal	-	-	-	-
Advances - Interest	-	-	-	-
Land and Land Improvements	812,552	400,000	400,000	295,000
Major Streets	-	-	-	-
Storm Utility	-	-	-	-
Sewer Utility	-	-	-	-
Debt Service - Principal	-	-	-	20,000
Debt Service - Interest	-	-	-	2,800
Development and Plan	-	-	-	-
Equipment	-	-	-	-
Buildings	-	-	-	-
Other	-	-	-	-
Total Outflows:	<u>\$ 812,552</u>	<u>\$ 400,000</u>	<u>\$ 400,000</u>	<u>\$ 317,800</u>
Annual Net Cash Flow	<u>\$ (512,712)</u>	<u>\$ 70,200</u>	<u>\$ (99,800)</u>	<u>\$ (92,050)</u>
Cash Balance (Deficit), December 31	<u>\$ (234,098)</u>	<u>\$ 46,814</u>	<u>\$ (333,898)</u>	<u>\$ (425,948)</u>

Includes 2014 amounts as follows:

Project #23, Central Park	borrow	\$ 200,000
Project #23, Central Park	cash	200,000
		<u>\$ 400,000</u>

Includes 2015 amounts as follows:

Project #1, Beach and Shoreline Improvements (Tenney Park)	cash	\$ 100,000
Project #5, Neighborhood Park Improvements (Reynolds Field)	cash	10,000
Project #8, Playground and Accessibility Improvements (Tenney Beach)	cash	30,000
Project #8, Playground and Accessibility Improvements (Demetral Park)	cash	50,000
Project #23, Central Park	cash	105,000
		<u>\$ 295,000</u>

Impact Fees
SI27 Parks - Vilas - Brittingham

	<u>2013 Actual</u>	<u>2014 Budget</u>	<u>2014 Projected</u>	<u>2015 Executive Budget</u>
Cash Balance (Deficit), January 1	\$ 423,916	\$ 471,916	\$ 1,057,931	\$ 840,931
Project Inflows:				
County Grants	-	-	-	-
Interest on Investments	3,640	3,000	3,000	5,000
Revenue - Impact Fees	-	-	-	-
Park Dev. / Impact Fees	662,109	60,000	90,000	200,000
General Obligation Debt	-	-	-	-
Revenue Bonds	-	-	-	-
Other	-	-	-	-
Total Inflows:	<u>\$ 665,749</u>	<u>\$ 63,000</u>	<u>\$ 93,000</u>	<u>\$ 205,000</u>
Project Outflows:				
Advances - Principal	-	-	-	-
Advances - Interest	-	-	-	-
Land and Land Improvements	27,734	310,000	310,000	405,000
Major Streets	-	-	-	-
Storm Utility	-	-	-	-
Sewer Utility	-	-	-	-
Debt Service - Principal	-	-	-	-
Debt Service - Interest	-	-	-	-
Development and Plan	-	-	-	-
Equipment	-	-	-	-
Buildings	4,000	-	-	15,000
Other	-	-	-	-
Total Outflows:	<u>\$ 31,734</u>	<u>\$ 310,000</u>	<u>\$ 310,000</u>	<u>\$ 420,000</u>
Annual Net Cash Flow	<u>\$ 634,015</u>	<u>\$ (247,000)</u>	<u>\$ (217,000)</u>	<u>\$ (215,000)</u>
Cash Balance (Deficit), December 31	<u>\$ 1,057,931</u>	<u>\$ 224,916</u>	<u>\$ 840,931</u>	<u>\$ 625,931</u>

Includes 2014 amounts as follows:

Project #8, Playground/Accessibility Improvements (Brittingham Park)	cash	\$ 210,000
Project #30, Brittingham Park Improvements (Reauthorization)	cash	100,000
		<u>\$ 310,000</u>

Includes 2015 amounts as follows:

Project #7, Park Facility Improvements (Brittingham Park)	cash	\$ 15,000
Project #8, Playground and Accessibility Improvements (Brittingham Park)	cash	230,000
Project #8, Playground and Accessibility Improvements (Stevens Street Park)	cash	175,000
		<u>\$ 420,000</u>

**Impact Fees
SI28 Parks Olin - Turville**

	<u>2013 Actual</u>	<u>2014 Budget</u>	<u>2014 Projected</u>	<u>2015 Executive Budget</u>
Cash Balance (Deficit), January 1	\$ 8,180	\$ 7,260	\$ 51,576	\$ 52,976
Project Inflows:				
County Grants	-	-	-	-
Interest on Investments	156	100	100	600
Revenue - Impact Fees	-	-	-	-
Park Dev. / Impact Fees	43,241	1,500	6,300	24,700
General Obligation Debt	-	-	-	-
Revenue Bonds	-	-	-	-
Other	-	-	-	-
Total Inflows:	<u>\$ 43,397</u>	<u>\$ 1,600</u>	<u>\$ 6,400</u>	<u>\$ 25,300</u>
Project Outflows:				
Advances - Principal	-	-	-	-
Advances - Interest	-	-	-	-
Land and Land Improvements	-	5,000	5,000	30,000
Major Streets	-	-	-	-
Storm Utility	-	-	-	-
Sewer Utility	-	-	-	-
Debt Service - Principal	-	-	-	-
Debt Service - Interest	-	-	-	-
Development and Plan	-	-	-	-
Equipment	-	-	-	-
Buildings	-	-	-	-
Other	-	-	-	-
Total Outflows:	<u>\$ -</u>	<u>\$ 5,000</u>	<u>\$ 5,000</u>	<u>\$ 30,000</u>
Annual Net Cash Flow	<u>\$ 43,397</u>	<u>\$ (3,400)</u>	<u>\$ 1,400</u>	<u>\$ (4,700)</u>
Cash Balance (Deficit), December 31	<u>\$ 51,576</u>	<u>\$ 3,860</u>	<u>\$ 52,976</u>	<u>\$ 48,276</u>

Includes 2014 amounts as follows:

Project #1, Beach and Shoreline Improvements (Olin)	cash	<u>\$ 5,000</u>
		<u>\$ 5,000</u>

Includes 2015 amounts as follows:

Project #8, Playground and Accessibility Improvements (Bernie's Beach)	cash	\$ 15,000
Project #29, Quann Park Tennis Courts (Quann Park)	cash	15,000
		<u>\$ 30,000</u>

Impact Fees SI29 Parks - Garner

	2013 Actual	2014 Budget	2014 Projected	2015 Executive Budget
Cash Balance (Deficit), January 1	\$ 242,344	\$ 62,994	\$ 85,707	\$ 31,707
Project Inflows:				
County Grants	-	-	-	-
Interest on Investments	1,311	1,000	1,000	350
Revenue - Impact Fees	-	-	-	-
Park Dev. / Impact Fees	12,252	12,500	-	6,000
General Obligation Debt	-	-	-	-
Revenue Bonds	-	-	-	-
Other	-	-	-	-
Total Inflows:	\$ 13,563	\$ 13,500	\$ 1,000	\$ 6,350
Project Outflows:				
Advances - Principal	-	-	-	-
Advances - Interest	-	-	-	-
Land and Land Improvements	170,200	55,000	55,000	5,000
Major Streets	-	-	-	-
Storm Utility	-	-	-	-
Sewer Utility	-	-	-	-
Debt Service - Principal	-	-	-	-
Debt Service - Interest	-	-	-	-
Development and Plan	-	-	-	-
Equipment	-	-	-	-
Buildings	-	-	-	15,000
Other	-	-	-	-
Total Outflows:	\$ 170,200	\$ 55,000	\$ 55,000	\$ 20,000
Annual Net Cash Flow	\$ (156,637)	\$ (41,500)	\$ (54,000)	\$ (13,650)
Cash Balance (Deficit), December 31	\$ 85,707	\$ 21,494	\$ 31,707	\$ 18,057

Includes 2014 amounts as follows:

Project #1, Beach and Shoreline Improvements	cash	\$ 5,000
Project #5, Neighborhood Park Imp. (Oak Park Heights and Indian Hills)	cash	10,000
Project #8, Playground/Accessibility Improvements (Everglade Park)	cash	40,000
		<u>\$ 55,000</u>

Includes 2015 amounts as follows:

Project #5, Neighborhood Park Imp. (Woodland Hills Park)	cash	\$ 5,000
Project #7, Park Facility Improvements (Garner Park)	cash	15,000
		<u>\$ 20,000</u>

**Impact Fees
SI30 Parks - Far West**

	<u>2013 Actual</u>	<u>2014 Budget</u>	<u>2014 Projected</u>	<u>2015 Executive Budget</u>
Cash Balance (Deficit), January 1	\$ 551,334	\$ 446,454	\$ 492,486	\$ 214,486
Project Inflows:				
County Grants	-	-	-	-
Interest on Investments	3,058	5,000	5,000	2,500
Revenue - Impact Fees	-	-	-	-
Park Dev. / Impact Fees	27,107	10,000	24,000	26,500
General Obligation Debt	-	-	-	-
Revenue Bonds	-	-	-	-
Other	-	-	-	-
Total Inflows:	<u>\$ 30,165</u>	<u>\$ 15,000</u>	<u>\$ 29,000</u>	<u>\$ 29,000</u>
Project Outflows:				
Advances - Principal	-	-	-	-
Advances - Interest	-	-	-	-
Land and Land Improvements	89,013	307,000	307,000	210,000
Major Streets	-	-	-	-
Storm Utility	-	-	-	-
Sewer Utility	-	-	-	-
Debt Service - Principal	-	-	-	-
Debt Service - Interest	-	-	-	-
Development and Plan	-	-	-	-
Equipment	-	-	-	-
Buildings	-	-	-	-
Other	-	-	-	-
Total Outflows:	<u>\$ 89,013</u>	<u>\$ 307,000</u>	<u>\$ 307,000</u>	<u>\$ 210,000</u>
Annual Net Cash Flow	<u>\$ (58,848)</u>	<u>\$ (292,000)</u>	<u>\$ (278,000)</u>	<u>\$ (181,000)</u>
Cash Balance (Deficit), December 31	<u>\$ 492,486</u>	<u>\$ 154,454</u>	<u>\$ 214,486</u>	<u>\$ 33,486</u>

Includes 2014 amounts as follows:

Project #5, Neighborhood Park Improvements (Wexford and Walnut Grove)	cash	\$ 17,000
Proj. #8, Playground/Accessibility Imp. (Sauk Creek, Wexford, Haen Family)	cash	290,000
		<u>\$ 307,000</u>

Includes 2015 amounts as follows:

Project #2, Community Park Improvements (Turf and Land)	cash	\$ 15,000
Project #5, Neighborhood Park Improvements (Junction Ridge Park)	cash	105,000
Project #8, Playground and Accessibility Improvements (Junction Ridge Park)	cash	90,000
		<u>\$ 210,000</u>

Impact Fees SI31 Parks - Elver

	<u>2013 Actual</u>	<u>2014 Budget</u>	<u>2014 Projected</u>	<u>2015 Executive Budget</u>
Cash Balance (Deficit), January 1	\$ 783,300	\$ 462,300	\$ 883,294	\$ 596,294
Project Inflows:				
County Grants	-	-	-	-
Interest on Investments	4,703	2,500	2,500	4,000
Revenue - Impact Fees	-	-	-	-
Park Dev. / Impact Fees	155,757	75,000	58,500	107,000
General Obligation Debt	-	-	-	-
Revenue Bonds	-	-	-	-
Other	-	-	-	-
Total Inflows:	<u>\$ 160,460</u>	<u>\$ 77,500</u>	<u>\$ 61,000</u>	<u>\$ 111,000</u>
Project Outflows:				
Advances - Principal	-	-	-	-
Advances - Interest	-	-	-	-
Land and Land Improvements	60,466	348,000	348,000	575,000
Major Streets	-	-	-	-
Storm Utility	-	-	-	-
Sewer Utility	-	-	-	-
Debt Service - Principal	-	-	-	-
Debt Service - Interest	-	-	-	-
Development and Plan	-	-	-	-
Equipment	-	-	-	-
Buildings	-	-	-	-
Other	-	-	-	-
Total Outflows:	<u>\$ 60,466</u>	<u>\$ 348,000</u>	<u>\$ 348,000</u>	<u>\$ 575,000</u>
Annual Net Cash Flow	<u>\$ 99,994</u>	<u>\$ (270,500)</u>	<u>\$ (287,000)</u>	<u>\$ (464,000)</u>
Cash Balance (Deficit), December 31	<u>\$ 883,294</u>	<u>\$ 191,800</u>	<u>\$ 596,294</u>	<u>\$ 132,294</u>

Includes 2014 amounts as follows:

Project #2, Community Park Improvements (Elver Park)	cash	\$ 73,000
Project #5, Neighborhood Park Improvements (Waldorf Park Development)	cash	40,000
Project #5, Neighborhood Park Improvements (L. Lincoln Hiestand Culvert)	cash	50,000
Proj. #8, Playground/Accessibility Imp. (Huegel, L.L. Hiestand, Valley Ridge)	cash	185,000
	<u>\$</u>	<u>348,000</u>

Includes 2015 amounts as follows:

Project #2, Community Park Improvements (Turf and Land)	cash	\$ 10,000
Project #5, Neighborhood Park Improvements (Waltham Park)	cash	50,000
Project #5, Neighborhood Park Improvements (Westhaven Trails)	cash	15,000
Project #8, Playground and Accessibility Improvements (High Point Park)	cash	95,000
Project #8, Playground and Accessibility Improvements (Flad Park)	cash	95,000
Project #8, Playground and Accessibility Improvements (Waltham Park)	cash	80,000
Project #8, Playground and Accessibility Improvements (Sunridge Park)	cash	80,000
Project #12, Park Ridge Neighborhood (Park Ridge Neighborhood Park)	cash	150,000
	<u>\$</u>	<u>575,000</u>

Impact Fees
SI32 Parks - Citywide Parkland Fee

	<u>2013 Actual</u>	<u>2014 Budget</u>	<u>2014 Projected</u>	<u>2015 Executive Budget</u>
Cash Balance (Deficit), January 1	\$ 1,534,697	\$ 2,230,697	\$ 5,410,962	\$ 6,385,962
Project Inflows:				
County Grants	-	-	-	-
Interest on Investments	17,213	10,000	25,000	28,000
Revenue - Impact Fees	-	-	-	-
Park Dev. / Impact Fees	3,521,143	325,000	1,200,000	1,800,000
General Obligation Debt	-	-	-	-
Revenue Bonds	-	-	-	-
State Grant	411,000	-	-	-
Total Inflows:	<u>\$ 3,949,356</u>	<u>\$ 335,000</u>	<u>\$ 1,225,000</u>	<u>\$ 1,828,000</u>
Project Outflows:				
Advances - Principal	-	-	-	-
Advances - Interest	-	-	-	-
Land and Land Improvements	73,091	250,000	250,000	750,000
Major Streets	-	-	-	-
Storm Utility	-	-	-	-
Sewer Utility	-	-	-	-
Debt Service - Principal	-	-	-	-
Debt Service - Interest	-	-	-	-
Development and Plan	-	-	-	-
Equipment	-	-	-	-
Buildings	-	-	-	-
Other	-	-	-	-
Total Outflows:	<u>\$ 73,091</u>	<u>\$ 250,000</u>	<u>\$ 250,000</u>	<u>\$ 750,000</u>
Annual Net Cash Flow	<u>\$ 3,876,265</u>	<u>\$ 85,000</u>	<u>\$ 975,000</u>	<u>\$ 1,078,000</u>
Cash Balance (Deficit), December 31	<u>\$ 5,410,962</u>	<u>\$ 2,315,697</u>	<u>\$ 6,385,962</u>	<u>\$ 7,463,962</u>

Includes 2014 amounts as follows:

Project #4, Parkland Acquisition - General	cash	\$ 250,000
		<u>\$ 250,000</u>

Includes 2015 amounts as follows:

Project #4, Parkland Acquisition - General	cash	\$ 250,000
Project #23, Central Park	cash	500,000
		<u>\$ 750,000</u>

**Impact Fees
Engineering Subtotal**

	<u>2013 Actual</u>	<u>2014 Budget</u>	<u>2014 Projected</u>	<u>2015 Executive Budget</u>
Cash Balance (Deficit), January 1	\$ (4,888,690)	\$ (4,454,398)	\$ (4,508,358)	\$ (4,578,818)
Project Inflows:				
County Grants	-	-	-	-
Interest on Investments	-	-	-	-
Revenue - Impact Fees	163,052	127,850	186,000	175,000
Park Dev. / Impact Fees	-	-	-	-
General Obligation Debt	500,000	1,152,700	652,700	500,000
Revenue Bonds	-	-	-	-
Other	2,954	-	-	-
Total Inflows:	<u>\$ 666,005</u>	<u>\$ 1,280,550</u>	<u>\$ 838,700</u>	<u>\$ 675,000</u>
Project Outflows:				
Advances - Principal	-	-	-	-
Advances - Interest	25,473	20,869	22,285	22,400
Land and Land Improvements	-	-	-	-
Major Streets	-	-	-	-
Storm Utility	-	-	-	-
Sewer Utility	82,739	1,152,700	652,700	500,000
Debt Service - Principal	130,964	181,000	181,000	246,000
Debt Service - Interest	46,498	53,175	53,175	70,735
Development and Plan	-	-	-	-
Equipment	-	-	-	-
Buildings	-	-	-	-
Other	-	-	-	-
Total Outflows:	<u>\$ 285,673</u>	<u>\$ 1,407,744</u>	<u>\$ 909,160</u>	<u>\$ 839,135</u>
Annual Net Cash Flow	<u>\$ 380,332</u>	<u>\$ (127,194)</u>	<u>\$ (70,460)</u>	<u>\$ (164,135)</u>
Cash Balance (Deficit), December 31	<u>\$ (4,508,358)</u>	<u>\$ (4,581,592)</u>	<u>\$ (4,578,818)</u>	<u>\$ (4,742,953)</u>

Impact Fees
SI51 Engr. - Door Creek North Phase 2

	<u>2013 Actual</u>	<u>2014 Budget</u>	<u>2014 Projected</u>	<u>2015 Executive Budget</u>
Cash Balance (Deficit), January 1	\$ (960,625)	\$ (960,975)	\$ (946,539)	\$ (915,239)
Project Inflows:				
County Grants	-	-	-	-
Interest on Investments	-	-	-	-
Revenue - Impact Fees	19,276	3,850	36,000	45,000
Park Dev. / Impact Fees	-	-	-	-
General Obligation Debt	-	-	-	-
Revenue Bonds	-	-	-	-
Other	-	-	-	-
Total Inflows:	<u>\$ 19,276</u>	<u>\$ 3,850</u>	<u>\$ 36,000</u>	<u>\$ 45,000</u>
Project Outflows:				
Advances - Principal	-	-	-	-
Advances - Interest	5,190	4,200	4,700	4,200
Land and Land Improvements	-	-	-	-
Major Streets	-	-	-	-
Storm Utility	-	-	-	-
Sewer Utility	-	-	-	-
Debt Service - Principal	-	-	-	-
Debt Service - Interest	-	-	-	-
Development and Plan	-	-	-	-
Equipment	-	-	-	-
Buildings	-	-	-	-
Other	-	-	-	-
Total Outflows:	<u>\$ 5,190</u>	<u>\$ 4,200</u>	<u>\$ 4,700</u>	<u>\$ 4,200</u>
Annual Net Cash Flow	<u>\$ 14,086</u>	<u>\$ (350)</u>	<u>\$ 31,300</u>	<u>\$ 40,800</u>
Cash Balance (Deficit), December 31	<u>\$ (946,539)</u>	<u>\$ (961,325)</u>	<u>\$ (915,239)</u>	<u>\$ (874,439)</u>

**Impact Fees
SI52 Engr. - Valley View Road**

	<u>2013 Actual</u>	<u>2014 Budget</u>	<u>2014 Projected</u>	<u>2015 Executive Budget</u>
Cash Balance (Deficit), January 1	\$ (575,894)	\$ (590,872)	\$ (588,924)	\$ (617,279)
Project Inflows:				
County Grants	-	-	-	-
Interest on Investments	-	-	-	-
Revenue - Impact Fees	16,369	13,000	-	-
Park Dev. / Impact Fees	-	-	-	-
General Obligation Debt	-	-	-	-
Revenue Bonds	-	-	-	-
Federal Grants	1,274	-	-	-
Total Inflows:	<u>\$ 17,644</u>	<u>\$ 13,000</u>	<u>\$ -</u>	<u>\$ -</u>
Project Outflows:				
Advances - Principal	-	-	-	-
Advances - Interest	3,122	2,510	3,000	3,000
Land and Land Improvements	-	-	-	-
Major Streets	-	-	-	-
Storm Utility	-	-	-	-
Sewer Utility	-	-	-	-
Debt Service - Principal	21,987	22,000	22,000	22,000
Debt Service - Interest	5,565	3,355	3,355	2,475
Development and Plan	-	-	-	-
Equipment	-	-	-	-
Buildings	-	-	-	-
Other	-	-	-	-
Total Outflows:	<u>\$ 30,674</u>	<u>\$ 27,865</u>	<u>\$ 28,355</u>	<u>\$ 27,475</u>
Annual Net Cash Flow	<u>\$ (13,030)</u>	<u>\$ (14,865)</u>	<u>\$ (28,355)</u>	<u>\$ (27,475)</u>
Cash Balance (Deficit), December 31	<u>\$ (588,924)</u>	<u>\$ (605,737)</u>	<u>\$ (617,279)</u>	<u>\$ (644,754)</u>

Impact Fees
SI53 Engr. - Upper Badger Mill Creek

	<u>2013 Actual</u>	<u>2014 Budget</u>	<u>2014 Projected</u>	<u>2015 Executive Budget</u>
Cash Balance (Deficit), January 1	\$ (134,451)	\$ (123,026)	\$ (125,201)	\$ (120,831)
Project Inflows:				
County Grants	-	-	-	-
Interest on Investments	-	-	-	-
Revenue - Impact Fees	9,944	12,000	5,000	5,000
Park Dev. / Impact Fees	-	-	-	-
General Obligation Debt	-	-	-	-
Revenue Bonds	-	-	-	-
Other	-	-	-	-
Total Inflows:	<u>\$ 9,944</u>	<u>\$ 12,000</u>	<u>\$ 5,000</u>	<u>\$ 5,000</u>
Project Outflows:				
Advances - Principal	-	-	-	-
Advances - Interest	695	575	630	600
Land and Land Improvements	-	-	-	-
Major Streets	-	-	-	-
Storm Utility	-	-	-	-
Sewer Utility	-	-	-	-
Debt Service - Principal	-	-	-	-
Debt Service - Interest	-	-	-	-
Development and Plan	-	-	-	-
Equipment	-	-	-	-
Buildings	-	-	-	-
Other	-	-	-	-
Total Outflows:	<u>\$ 695</u>	<u>\$ 575</u>	<u>\$ 630</u>	<u>\$ 600</u>
Annual Net Cash Flow	<u>\$ 9,249</u>	<u>\$ 11,425</u>	<u>\$ 4,370</u>	<u>\$ 4,400</u>
Cash Balance (Deficit), December 31	<u>\$ (125,201)</u>	<u>\$ (111,601)</u>	<u>\$ (120,831)</u>	<u>\$ (116,431)</u>

Impact Fees
SI54 Engr. - Felland Road Impact Fee

	<u>2013 Actual</u>	<u>2014 Budget</u>	<u>2014 Projected</u>	<u>2015 Executive Budget</u>
Cash Balance (Deficit), January 1	\$ (1,673,397)	\$ (1,680,749)	\$ (1,682,525)	\$ (1,691,050)
Project Inflows:				
County Grants	-	-	-	-
Interest on Investments	-	-	-	-
Revenue - Impact Fees	-	-	-	-
Park Dev. / Impact Fees	-	-	-	-
General Obligation Debt	-	-	-	-
Revenue Bonds	-	-	-	-
Other	-	-	-	-
Total Inflows:	<u>\$ -</u>	<u>\$ -</u>	<u>\$ -</u>	<u>\$ -</u>
Project Outflows:				
Advances - Principal	-	-	-	-
Advances - Interest	9,128	7,352	8,525	8,500
Land and Land Improvements	-	-	-	-
Major Streets	-	-	-	-
Storm Utility	-	-	-	-
Sewer Utility	-	-	-	-
Debt Service - Principal	-	-	-	-
Debt Service - Interest	-	-	-	-
Development and Plan	-	-	-	-
Equipment	-	-	-	-
Buildings	-	-	-	-
Other	-	-	-	-
Total Outflows:	<u>\$ 9,128</u>	<u>\$ 7,352</u>	<u>\$ 8,525</u>	<u>\$ 8,500</u>
Annual Net Cash Flow	<u>\$ (9,128)</u>	<u>\$ (7,352)</u>	<u>\$ (8,525)</u>	<u>\$ (8,500)</u>
Cash Balance (Deficit), December 31	<u>\$ (1,682,525)</u>	<u>\$ (1,688,101)</u>	<u>\$ (1,691,050)</u>	<u>\$ (1,699,550)</u>

Impact Fees
SI55 Engr. - Elderberry Neighborhood

	<u>2013 Actual</u>	<u>2014 Budget</u>	<u>2014 Projected</u>	<u>2015 Executive Budget</u>
Cash Balance (Deficit), January 1	\$ (300,465)	\$ (276,750)	\$ (276,646)	\$ (257,996)
Project Inflows:				
County Grants	-	-	-	-
Interest on Investments	-	-	-	-
Revenue - Impact Fees	25,361	25,000	20,000	20,000
Park Dev. / Impact Fees	-	-	-	-
General Obligation Debt	-	-	-	-
Revenue Bonds	-	-	-	-
Other	-	-	-	-
Total Inflows:	<u>\$ 25,361</u>	<u>\$ 25,000</u>	<u>\$ 20,000</u>	<u>\$ 20,000</u>
Project Outflows:				
Advances - Principal	-	-	-	-
Advances - Interest	1,542	1,285	1,350	1,300
Land and Land Improvements	-	-	-	-
Major Streets	-	-	-	-
Storm Utility	-	-	-	-
Sewer Utility	-	-	-	-
Debt Service - Principal	-	-	-	-
Debt Service - Interest	-	-	-	-
Development and Plan	-	-	-	-
Equipment	-	-	-	-
Buildings	-	-	-	-
Other	-	-	-	-
Total Outflows:	<u>\$ 1,542</u>	<u>\$ 1,285</u>	<u>\$ 1,350</u>	<u>\$ 1,300</u>
Annual Net Cash Flow	<u>\$ 23,819</u>	<u>\$ 23,715</u>	<u>\$ 18,650</u>	<u>\$ 18,700</u>
Cash Balance (Deficit), December 31	<u>\$ (276,646)</u>	<u>\$ (253,035)</u>	<u>\$ (257,996)</u>	<u>\$ (239,296)</u>

Impact Fees
SI56 Engr. - Northeast Neighborhood

	<u>2013 Actual</u>	<u>2014 Budget</u>	<u>2014 Projected</u>	<u>2015 Executive Budget</u>
Cash Balance (Deficit), January 1	\$ (411,645)	\$ (447,181)	\$ (448,588)	\$ (484,288)
Project Inflows:				
County Grants	-	-	-	-
Interest on Investments	-	-	-	-
Revenue - Impact Fees	-	-	-	-
Park Dev. / Impact Fees	-	-	-	-
General Obligation Debt	-	-	-	-
Revenue Bonds	-	-	-	-
Federal Grants	1,680	-	-	-
Total Inflows:	<u>\$ 1,680</u>	<u>\$ -</u>	<u>\$ -</u>	<u>\$ -</u>
Project Outflows:				
Advances - Principal	-	-	-	-
Advances - Interest	2,304	1,815	2,280	2,300
Land and Land Improvements	-	-	-	-
Major Streets	-	-	-	-
Storm Utility	-	-	-	-
Sewer Utility	-	-	-	-
Debt Service - Principal	28,983	29,000	29,000	29,000
Debt Service - Interest	7,336	4,420	4,420	3,260
Development and Plan	-	-	-	-
Equipment	-	-	-	-
Buildings	-	-	-	-
Other	-	-	-	-
Total Outflows:	<u>\$ 38,623</u>	<u>\$ 35,235</u>	<u>\$ 35,700</u>	<u>\$ 34,560</u>
Annual Net Cash Flow	<u>\$ (36,943)</u>	<u>\$ (35,235)</u>	<u>\$ (35,700)</u>	<u>\$ (34,560)</u>
Cash Balance (Deficit), December 31	<u>\$ (448,588)</u>	<u>\$ (482,416)</u>	<u>\$ (484,288)</u>	<u>\$ (518,848)</u>

Impact Fees
SI57 Engr. - Lower Badger Mill Creek Sanitary Sewer and Stormwater Management

	<u>2013 Actual</u>	<u>2014 Budget</u>	<u>2014 Projected</u>	<u>2015 Executive Budget</u>
Cash Balance (Deficit), January 1	\$ (832,213)	\$ (374,845)	\$ (357,395)	\$ (454,595)
Project Inflows:				
County Grants	-	-	-	-
Interest on Investments	-	-	-	-
Revenue - Impact Fees	92,101	74,000	80,000	80,000
Park Dev. / Impact Fees	-	-	-	-
General Obligation Debt	500,000	1,152,700	652,700	500,000
Revenue Bonds	-	-	-	-
Other	-	-	-	-
Total Inflows:	<u>\$ 592,101</u>	<u>\$ 1,226,700</u>	<u>\$ 732,700</u>	<u>\$ 580,000</u>
Project Outflows:				
Advances - Principal	-	-	-	-
Advances - Interest	3,491	3,132	1,800	2,500
Land and Land Improvements	-	-	-	-
Major Streets	-	-	-	-
Storm Utility	-	-	-	-
Sewer Utility	200	1,152,700	652,700	500,000
Debt Service - Principal	79,994	130,000	130,000	195,000
Debt Service - Interest	33,598	45,400	45,400	65,000
Development and Plan	-	-	-	-
Equipment	-	-	-	-
Buildings	-	-	-	-
Other	-	-	-	-
Total Outflows:	<u>\$ 117,283</u>	<u>\$ 1,331,232</u>	<u>\$ 829,900</u>	<u>\$ 762,500</u>
Annual Net Cash Flow	<u>\$ 474,818</u>	<u>\$ (104,532)</u>	<u>\$ (97,200)</u>	<u>\$ (182,500)</u>
Cash Balance (Deficit), December 31	<u>\$ (357,395)</u>	<u>\$ (479,377)</u>	<u>\$ (454,595)</u>	<u>\$ (637,095)</u>

Includes 2014 amounts as follows:

Sewer Utility, Project #9, Lower Badger Mill Creek	borrow	\$ 652,700
		<u>\$ 652,700</u>

Includes 2015 amounts as follows:

Sewer Utility, Project #9, Lower Badger Mill Creek (Reauthorization)	borrow	\$ 500,000
		<u>\$ 500,000</u>

Impact Fees
SI58 Engr. - Pumpkin Hollow

	<u>2013 Actual</u>	<u>2014 Budget</u>	<u>2014 Projected</u>	<u>2015 Executive Budget</u>
Cash Balance (Deficit), January 1	\$ -	\$ -	\$ -	\$ -
Project Inflows:				
County Grants	-	-	-	-
Interest on Investments	-	-	-	-
Revenue - Impact Fees	-	-	-	-
Park Dev. / Impact Fees	-	-	-	-
General Obligation Debt	-	-	-	-
Revenue Bonds	-	-	-	-
Other	-	-	-	-
Total Inflows:	<u>\$ -</u>	<u>\$ -</u>	<u>\$ -</u>	<u>\$ -</u>
Project Outflows:				
Advances - Principal	-	-	-	-
Advances - Interest	-	-	-	-
Land and Land Improvements	-	-	-	-
Major Streets	-	-	-	-
Storm Utility	-	-	-	-
Sewer Utility	-	-	-	-
Debt Service - Principal	-	-	-	-
Debt Service - Interest	-	-	-	-
Development and Plan	-	-	-	-
Equipment	-	-	-	-
Buildings	-	-	-	-
Other	-	-	-	-
Total Outflows:	<u>\$ -</u>	<u>\$ -</u>	<u>\$ -</u>	<u>\$ -</u>
Annual Net Cash Flow	<u>\$ -</u>	<u>\$ -</u>	<u>\$ -</u>	<u>\$ -</u>
Cash Balance (Deficit), December 31	<u>\$ -</u>	<u>\$ -</u>	<u>\$ -</u>	<u>\$ -</u>

Impact Fees
SI59 Engr. - Jeffy Trail

	<u>2013 Actual</u>	<u>2014 Budget</u>	<u>2014 Projected</u>	<u>2015 Executive Budget</u>
Cash Balance (Deficit), January 1	\$ -	\$ -	\$ (82,539)	\$ (37,539)
Project Inflows:				
County Grants	-	-	-	-
Interest on Investments	-	-	-	-
Revenue - Impact Fees	-	-	45,000	25,000
Park Dev. / Impact Fees	-	-	-	-
General Obligation Debt	-	-	-	-
Revenue Bonds	-	-	-	-
Other	-	-	-	-
Total Inflows:	<u>\$ -</u>	<u>\$ -</u>	<u>\$ 45,000</u>	<u>\$ 25,000</u>
Project Outflows:				
Advances - Principal	-	-	-	-
Advances - Interest	-	-	-	-
Land and Land Improvements	-	-	-	-
Major Streets	-	-	-	-
Storm Utility	-	-	-	-
Sewer Utility	82,539	-	-	-
Debt Service - Principal	-	-	-	-
Debt Service - Interest	-	-	-	-
Development and Plan	-	-	-	-
Equipment	-	-	-	-
Buildings	-	-	-	-
Other	-	-	-	-
Total Outflows:	<u>\$ 82,539</u>	<u>\$ -</u>	<u>\$ -</u>	<u>\$ -</u>
Annual Net Cash Flow	<u>\$ (82,539)</u>	<u>\$ -</u>	<u>\$ 45,000</u>	<u>\$ 25,000</u>
Cash Balance (Deficit), December 31	<u>\$ (82,539)</u>	<u>\$ -</u>	<u>\$ (37,539)</u>	<u>\$ (12,539)</u>

**Impact Fees
Traffic Engineering Subtotal**

	<u>2013 Actual</u>	<u>2014 Budget</u>	<u>2014 Projected</u>	<u>2015 Executive Budget</u>
Cash Balance (Deficit), January 1	\$ 3,790	\$ 10,065	\$ 13,035	\$ 19,110
Project Inflows:				
County Grants	-	-	-	-
Interest on Investments	69	75	75	75
Revenue - Impact Fees	9,427	6,000	6,000	5,500
Park Dev. / Impact Fees	-	-	-	-
General Obligation Debt	-	-	-	-
Revenue Bonds	-	-	-	-
Other	-	-	-	-
Total Inflows:	<u>\$ 9,496</u>	<u>\$ 6,075</u>	<u>\$ 6,075</u>	<u>\$ 5,575</u>
Project Outflows:				
Advances - Principal	-	-	-	-
Advances - Interest	-	-	-	-
Land and Land Improvements	-	-	-	-
Major Streets	-	-	-	-
Storm Utility	-	-	-	-
Sewer Utility	-	-	-	-
Debt Service - Principal	-	-	-	-
Debt Service - Interest	-	-	-	-
Development and Plan	-	-	-	-
Equipment	251	-	-	-
Buildings	-	-	-	-
Other	-	-	-	-
Total Outflows:	<u>\$ 251</u>	<u>\$ -</u>	<u>\$ -</u>	<u>\$ -</u>
Annual Net Cash Flow	<u>\$ 9,245</u>	<u>\$ 6,075</u>	<u>\$ 6,075</u>	<u>\$ 5,575</u>
Cash Balance (Deficit), December 31	<u>\$ 13,035</u>	<u>\$ 16,140</u>	<u>\$ 19,110</u>	<u>\$ 24,685</u>

**Impact Fees
SI01 TE - Hawks Woods**

	<u>2013 Actual</u>	<u>2014 Budget</u>	<u>2014 Projected</u>	<u>2015 Executive Budget</u>
Cash Balance (Deficit), January 1	\$ 3,790	\$ 10,065	\$ 13,035	\$ 19,110
Project Inflows:				
County Grants	-	-	-	-
Interest on Investments	69	75	75	75
Revenue - Impact Fees	9,427	6,000	6,000	5,500
Park Dev. / Impact Fees	-	-	-	-
General Obligation Debt	-	-	-	-
Revenue Bonds	-	-	-	-
Other	-	-	-	-
Total Inflows:	<u>\$ 9,496</u>	<u>\$ 6,075</u>	<u>\$ 6,075</u>	<u>\$ 5,575</u>
Project Outflows:				
Advances - Principal	-	-	-	-
Advances - Interest	-	-	-	-
Land and Land Improvements	-	-	-	-
Major Streets	-	-	-	-
Storm Utility	-	-	-	-
Sewer Utility	-	-	-	-
Debt Service - Principal	-	-	-	-
Debt Service - Interest	-	-	-	-
Development and Plan	-	-	-	-
Equipment	251	-	-	-
Buildings	-	-	-	-
Other	-	-	-	-
Total Outflows:	<u>\$ 251</u>	<u>\$ -</u>	<u>\$ -</u>	<u>\$ -</u>
Annual Net Cash Flow	<u>\$ 9,245</u>	<u>\$ 6,075</u>	<u>\$ 6,075</u>	<u>\$ 5,575</u>
Cash Balance (Deficit), December 31	<u>\$ 13,035</u>	<u>\$ 16,140</u>	<u>\$ 19,110</u>	<u>\$ 24,685</u>