



CITY OF
MADISON

2023

Executive Capital Budget &
Capital Improvement Plan



Satya Rhodes-Conway, Mayor

CITY OF MADISON, WISCONSIN

Satya Rhodes-Conway, Mayor

FINANCE DEPARTMENT

David Schmiedicke, Finance Director

FINANCE COMMITTEE

Satya Rhodes-Conway, Mayor

Keith Furman, Common Council President

Sheri Carter, Common Council Member

Tag Evers, Common Council Member

Yannette Figueroa Cole, Common Council Member

Michael E. Verveer, Common Council Member

Regina M. Vidaver, Common Council Member

COMMON COUNCIL

Barbara Harrington-McKinney, District 1

Patrick W. Heck, District 2

Erik Paulson, District 3

Michael E. Verveer, District 4

Regina M. Vidaver, District 5

Brian Benford, District 6

Nasra Wehelie, District 7

Juliana R. Bennett, District 8

Nikki Conklin, District 9

Yannette Figueroa Cole, District 10

William Tishler, District 11

Syed Abbas, District 12

Tag Evers, District 13

Sheri Carter, District 14

Grant Foster, District 15

Jael Currie, District 16, Vice President

Gary Halverson, District 17

Charles Myadze, District 18

Keith Furman, District 19, President

Matthew J. Phair, District 20



Table of Contents

Introduction & Summaries

City of Madison Mission and Values.....	4
Capital Budget Overview and Policies	5
Capital Budget Summaries	9
Horizon List.....	15

Agency Capital Budgets

CDA Redevelopment	24
Community Development Division.....	28
Economic Development Division.....	34
Engineering - Bicycle and Pedestrian	42
Engineering - Facilities Management	51
Engineering - Major Streets.....	61
Engineering - Other Projects	70
Finance Department.....	76
Fire Department	80
Fleet Service	85
Henry Vilas Zoo.....	89
Information Technology	93
Library.....	102
Mayor's Office	110
Metro Transit.....	114
Monona Terrace.....	119
Parking Utility	123
Parks Division	129
Planning Division	141
Police Department.....	145
Public Health	149
Sewer Utility	153
Stormwater Utility	160
Streets Division.....	166
Traffic Engineering.....	172
Transportation Department	180
Water Utility	185

Cash Flow Statement

Impact Fees	202
Tax Increment Districts.....	232

Glossary

Glossary.....	252
---------------	-----

[This page intentionally left blank.]



Introduction & Summaries


2023 Capital Improvement Plan: Executive Budget



OUR MADISON

INCLUSIVE, INNOVATIVE & THRIVING

OUR MISSION is to provide the highest quality service for the common good of our residents and visitors.



OUR VALUES



Equity

We are committed to fairness, justice, and equal outcomes for all.



Shared Prosperity

We are dedicated to creating a community where all are able to achieve economic success and social mobility.



Civic Engagement

We believe in transparency, openness, and inclusivity. We will protect freedom of expression and engagement.



Stewardship

We will care for our natural, economic, fiscal, and social resources.



Well-Being

We are committed to creating a community where all can thrive and feel safe.



OUR SERVICE PROMISE

I have the highest expectations for myself and my fellow employees. Every day, I will:

- Serve coworkers and members of the public in a kind and friendly manner.
- Listen actively and communicate clearly.
- Involve those who are impacted before making decisions.
- Collaborate with others to learn, improve, and solve problems.
- Treat everyone as they would like to be treated.



CITY OF MADISON

Capital Budget Overview and Policies

What is included in the Capital Budget?

The City of Madison's **Capital Improvement Plan (CIP)** is a planning and financial document that details investments to provide lasting improvements in the City's infrastructure, assets, and services. A **capital project** is a large-scale, time limited program with a defined start and end date. A **capital program** is a large-scale, continuing work plan. The **Capital Budget** appropriates funding for capital projects and programs for the first year of the CIP. The CIP also includes a five-year outlook as a plan for the future.

The City of Madison has established a policy to remove from the Capital Budget those items with a useful life of less than the repayment term of General Obligation (GO) debt (usually ten years). Those items should be considered in the Operating Budget under MGO 4.02(6)(c)(3).

Guidelines for Capital Projects and Programs

Capital projects included in the CIP must meet one or more of the following guidelines:

1. Land purchases and improvements in excess of three thousand dollars (\$3,000); or
2. Projects requiring the borrowing of money including, but not limited to construction or reconstruction of public utilities, streets, sidewalks, storm and sanitary drainage facilities; or
3. New construction and construction of buildings in excess of five thousand dollars (\$5,000); or
4. Major alterations to buildings and facilities which are not routine repairs and which substantially enhance the value of a structure or change its use; or
5. Original equipment or motor vehicle purchases exceeding twenty thousand dollars (\$20,000) in cost and having a life expectancy of ten (10) years or more, unless, for new capital projects, the repayment term of the debt coincides with the useful life of the asset.

Guidance for Agencies Submitting Capital Requests

Agencies received the following guidance for developing capital budget requests:

Fiscal Responsibility & Planning

- Agencies should scrutinize projects and programs approved in the 2022 CIP to ensure the timeline and funding requests are realistic and reflect current plans.
- Program costs should be adjusted to account for inflation and reflect realistic cost estimates.
- Any changes from the 2022 adopted CIP must be clearly explained in the agency request.

Prioritization and Strategic Alignment

- Agencies must prioritize their requests and explain the criteria used for prioritization.
- Agencies must answer questions on racial equity and social justice, climate resilience and sustainability, alignment with strategic plans, and operating impacts. These questions have been added to create a holistic view of the request and explain how the request advances city priorities.

New Projects & Horizon List

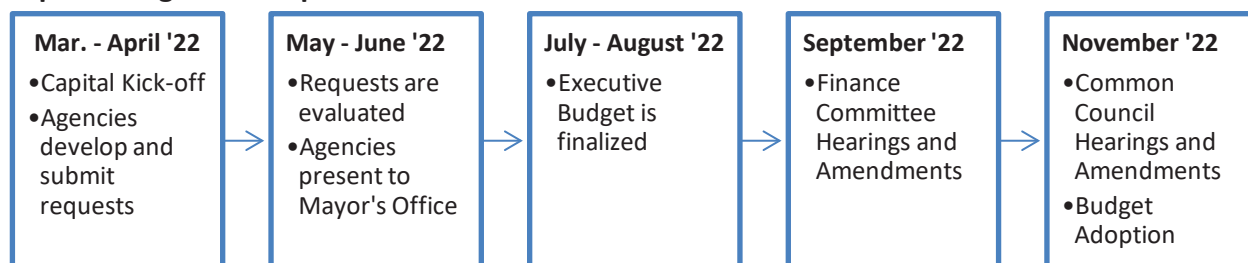
- Agencies may submit requests for new projects, if the project is fully conceptualized.
- Agencies may submit requests for projects currently on the Horizon List so long as they can demonstrate the 'Issues to be Addressed' have been resolved.
- Agencies may submit requests to add projects to the Horizon List if a project is forthcoming but is not fully scoped.

Town of Madison Attachment

- Agencies may submit requests for new areas of the City that will be added through the Town of Madison attachment in October 2022.

Capital Budget Overview and Policies

Capital Budget Development Timeline



Agency requests were submitted to the Finance Department on April 22, 2022, and can be found here: <https://www.cityofmadison.com/finance/budget/2023/capital>

Special Assessment

Various Public Works projects include special assessments as a funding source. City staff are allowed to administratively increase the special assessment budget for projects where the final assessment exceeds the amount assumed in the budget, including movement across major projects, without seeking Common Council approval.

Savings Resulting from Use of General Debt Reserves

In December 2012, the Common Council created MGO 4.17 to prohibit the use of unused balances in the debt service fund for operating expenses. The Ordinance states: "In any year when general debt reserves are applied to reduce general fund debt service, an amount at least equal to the general debt reserves applied must be directly appropriated from the general fund for capital projects, unless the Common Council, by a separate vote of two-thirds (2/3) of all members during approval of the budget, votes to do otherwise."

Projects Funded by a Direct Appropriation from the General Fund

Consistent with the Guidelines for Projects above, the Capital Budget funds certain projects through a direct appropriation to capital (see table below). The funding for these projects will be shown in the 2023 Operating Budget with the associated property tax levy offset by lower General Fund debt service. The reduced General Fund debt service is the result of applying estimated General Debt Reserves generated by the projected bond issuance premium associated with the 2022 General Obligation (GO) debt issuance. The 2023 Executive Budget proposes funding for the three projects listed below totaling \$1,110,000.

Agency	Project	Amount
FINANCE	CAPITAL BUDGET ADMINISTRATION	\$ 370,000
LIBRARY	LIBRARY COLLECTION	\$ 740,000
	Total	\$ 1,110,000

Capital Budget Overview and Policies

Reauthorizations /Carry Forward Balances

Capital projects and programs typically span multiple years. In some cases, General Obligation (GO) borrowing appropriated in one year may not be fully expended within the year. If the agency still requires these funds to successfully execute a project, this budget will be reauthorized as a carry forward balance.

Carry forward balances will be presented as part of the resolution authorizing the General Obligation (GO) Borrowing, which is adopted by the Common Council in September 2022. Based on projected borrowing levels as of July 31, 2022, \$101.1 million in previously authorized GO Borrowing will carry forward from 2022 to 2023. The table below shows the 28 projects (out of 236 projects) carrying forward \$1 million or more in GO borrowing. These projects represent 70% (\$72m) of the total carry forward amount.

A full list of carryforward appropriations will be attached to [Legistar File 73264](#). Additionally, a list of carryforward appropriations by agency are included in each of the agency budgets in the following section.

Agency	Project	GO Borrowing Amount
COMMUNITY DEVELOPMENT	COMMUNITY FACILITIES IMPROVEMENTS	\$ 1,000,000
COMMUNITY DEVELOPMENT	MEN'S HOMELESS SHELTER	\$ 4,000,000
ENGINEERING - FACILITIES MGMT	FAIRCHILD BLDG IMPROVEMENTS	\$ 1,000,000
ENGINEERING - FACILITIES MGMT	PARK FACILITY IMPROVEMENTS	\$ 1,303,295
ENGINEERING - MAJOR STREETS	CTH AB INTERCHANGE	\$ 4,999,389
ENGINEERING - MAJOR STREETS	JOHN NOLEN DRIVE	\$ 1,980,000
ENGINEERING - MAJOR STREETS	PAVEMENT MANAGEMENT	\$ 3,540,000
ENGINEERING - MAJOR STREETS	PLEASANT VIEW ROAD	\$ 1,185,000
ENGINEERING - MAJOR STREETS	RECONSTRUCTION STREETS	\$ 5,243,604
ENGINEERING - MAJOR STREETS	UNIVERSITY AVE (SHOREWOOD-UNIV BAY)	\$ 3,411,509
FIRE	FIRE STATION-6W BADGER RD	\$ 3,500,000
FLEET SERVICES	2021 FLEET EQUIPMENT REPLACEMENT	\$ 1,000,000
FLEET SERVICES	FIRE APPARATUS / RESCUE VEHICLES	\$ 1,600,000
FLEET SERVICES	FLEET EQUIPMENT REPLACEMENT	\$ 3,000,000
FLEET SERVICES	FLEET EQUIPMENT REPLACEMENT	\$ 1,400,000
METRO TRANSIT	FACILITY REPAIRS & IMPROVEMENTS	\$ 1,000,000
METRO TRANSIT	METRO SATELLITE BUS FACILITY	\$ 5,000,000
METRO TRANSIT	TRANSIT SYSTEM UPGRADES	\$ 1,624,000
STORMWATER	BIKEWAYS PROGRAM	\$ 1,900,000
STORMWATER	CITYWIDE FLOOD MITIGATION	\$ 2,067,500
STORMWATER	STORMWATER QUALITY SYSTEM IMPROV	\$ 2,693,353
STORMWATER	STORMWATER QUALITY SYSTEM IMPROV	\$ 2,395,000
STORMWATER	UNIVERSITY AVE (SHOREWOOD-UNIV BAY)	\$ 6,796,000
STREETS	SALT STORAGE BARN - BADGER ROAD	\$ 2,146,098
TAX INCREMENT DISTRICT	TAX INCREMENT DIST BORROWING PRJ	\$ 3,000,000
TRAFFIC ENGINEERING	CITYWIDE LED LIGHTING CONVERSION	\$ 1,100,000
TRAFFIC ENGINEERING	MONONA TERRACE/JOHN NOLEN DR LIGHT	\$ 2,055,000
TRAFFIC ENGINEERING	SAFE STREETS MADISON	\$ 1,049,999
	TOTAL	\$ 70,989,747

Capital Budget Overview and Policies

Town of Madison Final Attachment Capital Costs

In November 2022, the City of Madison will absorb 90% of the remaining Town of Madison land and 79% of the population, and the rest of the Town will be attached to the City of Fitchburg. The 2022 Adopted Capital Budget included \$3.6 million to support key costs associated with providing services to the Town of Madison following the Final Attachment, including investments in public safety, public works, and affordable housing. The 2023 Executive Capital Budget includes funding for Parks and Traffic Engineering for safe streets. The following table outlines the costs included in the 2023 Executive Capital Budget and 2022 Adopted Capital Budget.

Agency	Description	Amount
2023 Executive Capital Budget		
ENGINEERING - FACILITIES	Facility improvements to the Town of Madison Town Hall	\$ 350,000
PARKS	Park land improvements and deferred maintenance	\$ 400,000
TRAFFIC ENGINEERING	Signing, pavement markings, and street lighting	\$ 240,000
2022 Adopted Capital Budget		
CLERK/ IT	Additional voting equipment for five polling locations	\$ 100,000
COMMUNITY DEVELOPMENT	Affordable Housing Developer Loans with South Madison TID	\$1,500,000
ECONOMIC DEVELOPMENT	Land banking, other loans, and grants with South Madison TID	\$1,300,000
POLICE	Police vehicles for additional	\$ 250,000
STREETS	Equipment (toolcat and rearloaders) to support services	\$ 310,000
STREETS	Recycling and refuse carts for Town residents	\$ 100,000

American Rescue Plan Act (ARPA)

The City of Madison received \$47.2 million of federal funding through the State and Local Recovery Funds component of the American Rescue Plan Act (ARPA) to recover from the negative public health and economic impacts caused by the COVID-19 pandemic. The City has adopted a plan in July 2021 ([Legistar 65935](#)) to use ARPA funds to address critical community issues, support an equitable recovery, and continue to provide government services. Funding for capital projects was appropriated in 2021 and 2022. Many projects are ongoing, multi-year efforts that have not fully expended their original ARPA allocation. Funding for these projects will be carried forward in the 2023 Executive Capital Budget. For more information on ARPA, go to www.cityofmadison.com/arpa.

Agency	Project	Amount
2021 Appropriations		
COMMUNITY DEVELOPMENT	Occupy Madison Solar Panels	\$ 150,000
COMMUNITY DEVELOPMENT	Purpose Built Shelter for Men Experiencing Homelessness	\$2,000,000
ECONOMIC DEVELOPMENT	Retail Building Improvement Grant	\$ 500,000
ECONOMIC DEVELOPMENT	Small Business Equity & Recovery (SBER) Program	\$ 615,000
2022 Appropriations		
COMMUNITY DEVELOPMENT	Homeownership Support/Rehabilitation (Consumer Lending)	\$ 500,000
COMMUNITY DEVELOPMENT	Hotels Converted to Housing	\$2,500,000
COMMUNITY DEVELOPMENT	Salvation Army Darbo Site*	\$2,500,000
COMMUNITY DEVELOPMENT	Youth Centered Housing Project	\$2,000,000
ECONOMIC DEVELOPMENT	Small Business Equity & Recovery (SBER) Program	\$2,000,000
MAYOR'S OFFICE SUSTAINABILITY	Naturally Occurring Affordable Housing (NOAH) Energy Efficiency Program	\$ 250,000

*Per Common Council [Budget Amendment 4](#), if the City has not approved a purchase and sale agreement for 3030 Darbo Drive for the proposed Salvation Army redevelopment by July 31 of 2023, then the \$2.5 million of federal funds will be made available to assist in purchasing other available parcels in the East Washington Avenue-Darbo Drive area for use in supporting efforts by non-profit organizations to serve the neighborhood and its residents.

City of Madison: 2023 Capital Budget Comparison Schedule

Executive Budget

Agency	2022 Adopted			Request	2023 Executive		
	GO Borrowing	Other	Total		GO Borrowing	Other	Total
CDA Redevelopment	6,700,000	3,800,000	10,500,000	2,000,000	-	9,800,000	9,800,000
Community Development Division	10,504,000	11,142,000	21,646,000	28,354,000	7,212,000	17,142,000	24,354,000
Economic Development Division	11,965,000	3,290,000	15,255,000	7,180,000	3,890,000	3,290,000	7,180,000
Engineering - Bicycle and Pedestrian	5,415,000	4,817,000	10,232,000	11,184,000	5,823,200	5,010,800	10,834,000
Engineering - Facilities Management	6,159,746	40,000	6,199,746	13,265,860	12,711,860	577,000	13,288,860
Engineering - Major Streets	40,522,000	22,947,000	63,469,000	50,397,000	31,414,000	23,483,000	54,897,000
Engineering - Other Projects	227,000	2,009,000	2,236,000	2,515,000	225,000	2,190,000	2,415,000
Finance	370,000	-	370,000	370,000	-	370,000	370,000
Fire Department	4,807,000	-	4,807,000	1,400,000	1,400,000	-	1,400,000
Fleet Service	12,355,000	-	12,355,000	13,746,000	13,098,000	-	13,098,000
Henry Vilas Zoo	75,000	-	75,000	75,000	75,000	-	75,000
Information Technology	5,965,000	100,000	6,065,000	4,516,000	4,127,500	-	4,127,500
Library	1,250,000	740,000	1,990,000	16,440,000	11,200,000	5,240,000	16,440,000
Mayor's Office	672,000	496,595	1,168,595	850,000	850,000	-	850,000
Metro Transit	2,124,000	13,522,500	15,646,500	30,026,000	11,126,000	18,900,000	30,026,000
Monona Terrace	1,400,000	-	1,400,000	3,310,000	1,655,000	1,655,000	3,310,000
Parking Utility	-	54,000	54,000	5,237,700	31,327,195	19,008,000	50,335,195
Parks Division	4,810,000	2,690,000	7,500,000	22,927,000	11,094,500	12,032,500	23,127,000
Planning Division	150,000	-	150,000	160,000	160,000	-	160,000
Police Department	521,125	-	521,125	2,011,519	511,519	-	511,519
Public Health	-	-	-	-	400,000	-	400,000
Sewer Utility	-	5,007,000	5,007,000	5,829,000	-	5,829,000	5,829,000
Stormwater Utility	4,462,500	3,437,500	7,900,000	9,673,000	6,224,000	3,449,000	9,673,000
Streets Division	950,000	165,000	1,115,000	2,260,000	2,095,000	165,000	2,260,000
Traffic Engineering	6,423,026	910,000	7,333,026	17,655,000	8,635,000	17,820,000	26,455,000
Transportation	16,139,965	126,513,105	142,653,070	31,450,000	16,880,000	24,470,000	41,350,000
Water Utility	-	8,596,000	8,596,000	15,876,000	-	15,876,000	15,876,000
TOTAL	\$ 143,967,362	\$ 210,276,700	\$ 354,244,062	\$ 298,708,079	\$ 182,134,774	\$ 186,307,300	\$ 368,442,074

City of Madison: 2023 Capital Budget Expense & Funding Schedule

Executive Budget

2023 CIP by Expenditure Type

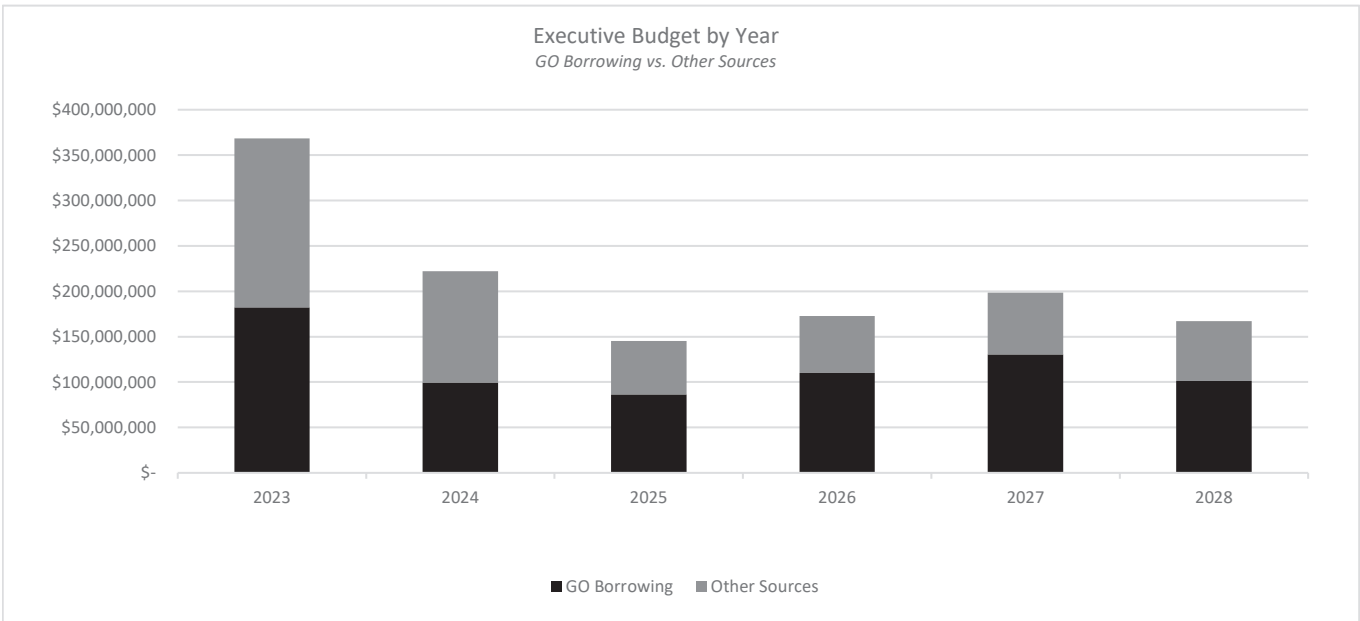
	2023	2024	2025	2026	2027	2028
Bike Path	2,258,000	5,730,000	1,720,000	600,000	648,000	1,698,000
Bridge	5,131,000	240,000	177,000	186,000	195,000	205,000
Building	147,920,355	18,516,600	13,333,900	16,373,080	58,747,300	11,661,000
Fiber Network	411,500	450,000	528,000	665,000	550,000	550,000
Land	10,300,000	1,300,000	1,300,000	1,300,000	2,300,000	1,300,000
Land Improvements	10,401,000	9,054,000	9,405,000	10,017,100	8,956,750	10,694,000
Library Collection	740,000	815,000	860,000	880,000	900,000	945,000
Loans	13,157,000	13,157,000	13,207,000	13,207,000	13,207,000	13,757,000
Machinery and Equipment	62,425,219	32,520,909	40,376,009	39,710,875	42,911,664	42,708,086
Other	18,202,000	16,423,000	7,660,200	7,722,200	7,699,000	7,780,400
Sanitary Sewer	12,136,000	12,354,000	13,866,000	15,290,000	13,372,000	14,741,000
Software and Licenses	760,000	1,750,000	325,000	325,000	325,000	350,000
Stormwater Network	16,565,000	18,055,000	8,255,000	11,720,000	9,290,000	10,780,000
Street	63,660,000	85,228,000	28,353,000	48,872,000	33,232,000	40,658,000
Streetlighting	1,135,000	1,485,000	770,000	620,000	630,000	635,000
Water Network	3,240,000	5,099,000	5,234,000	5,382,000	5,671,000	8,780,000
Total	\$ 368,442,074	\$ 222,177,509	\$ 145,370,109	\$ 172,870,255	\$ 198,634,714	\$ 167,242,486

2023 CIP by Funding Source

	2023	2024	2025	2026	2027	2028
GF GO Borrowing	125,017,779	77,761,509	64,199,109	83,229,255	108,065,714	74,276,986
Non-GF GO Borrowing	57,116,995	21,733,000	22,120,500	26,674,000	22,574,000	27,026,000
County Sources	6,045,000	45,000	45,000	45,000	45,000	145,000
Developer Capital Funding	2,410,000	2,410,000	2,410,000	2,410,000	2,415,000	2,415,000
Federal Sources	68,847,000	58,245,000	12,362,000	11,695,000	11,695,000	11,695,000
Impact Fees	9,930,000	3,980,000	1,430,000	3,895,000	3,345,000	4,462,000
Loan Repayment	560,000	560,000	560,000	560,000	560,000	560,000
Miscellaneous Revenue	52,000	2,000	2,000	2,000	2,000	2,000
Municipal Capital Participate	486,000	-	-	-	-	-
Other Govt Pmt For Services	80,000	80,000	80,000	80,000	80,000	80,000
Private Contribution/Donation	6,295,500	78,000	28,000	528,000	28,000	203,000
Reserves Applied	31,764,500	13,253,000	14,119,500	15,715,000	14,677,000	14,626,000
Revenue Bonds	22,710,500	13,344,000	12,505,000	14,147,000	17,195,000	15,864,500
Room Tax	1,655,000	1,655,000	1,535,000	1,655,000	1,645,000	1,540,000
Sale Property/Capital Asset	-	-	-	-	-	-
Special Assessment	6,808,000	6,349,000	6,662,000	7,013,000	7,476,000	8,100,000
State Sources	5,816,800	12,800,000	1,065,000	565,000	4,065,000	1,565,000
TIF Increment	21,347,000	8,517,000	4,787,000	3,237,000	3,237,000	3,237,000
Trade In Allowance	-	-	-	-	-	-
Transfer From Other Restricted	390,000	180,000	230,000	170,000	260,000	130,000
Transfer In From General Fund	1,110,000	1,185,000	1,230,000	1,250,000	1,270,000	1,315,000
Total	\$ 368,442,074	\$ 222,177,509	\$ 145,370,109	\$ 172,870,255	\$ 198,634,714	\$ 167,242,486

Borrowing Summary

	2023	2024	2025	2026	2027	2028
Borrowing Schedule						
General Fund G.O. Borrowing	125,017,779	77,761,509	64,199,109	83,229,255	108,065,714	74,276,986
Non-General Fund G.O. Borrowing	57,116,995	21,733,000	22,120,500	26,674,000	22,574,000	27,026,000
Total	\$ 182,134,774	\$ 99,494,509	\$ 86,319,609	\$ 109,903,255	\$ 130,639,714	\$ 101,302,986
Annual Debt Service						
General Fund G.O. Borrowing	16,252,311	10,108,996	8,345,884	10,819,803	14,048,543	9,656,008
Non-General Fund G.O. Borrowing	7,425,209	2,825,290	2,875,665	3,467,620	2,934,620	3,513,380



City of Madison: 2023 Capital Budget
 Capital Improvement Plan: GO Borrowing

Executive Budget

GO Borrowing by Agency

	2023	2024	2025	2026	2027	2028
CDA Redevelopment	-	-	-	-	-	-
Community Development Division	7,212,000	5,867,000	11,355,000	11,413,000	11,315,000	11,865,000
Economic Development Division	3,890,000	2,390,000	2,390,000	2,390,000	2,390,000	2,390,000
Engineering - Bicycle and Pedestrian	5,823,200	7,046,000	3,576,000	3,249,000	3,429,000	4,618,000
Engineering - Facilities Management	12,711,860	11,091,100	8,887,900	6,493,080	6,782,300	6,631,000
Engineering - Major Streets	31,414,000	23,925,000	20,649,000	46,651,000	27,065,000	34,466,000
Engineering - Other Projects	225,000	370,500	187,000	249,000	200,000	319,000
Finance	-	-	-	-	-	-
Fire Department	1,400,000	944,990	812,190	824,605	832,244	865,111
Fleet Service	13,098,000	12,785,000	13,050,000	14,420,000	15,820,000	17,050,000
Henry Vilas Zoo	75,000	75,000	75,000	75,000	75,000	75,000
Information Technology	4,127,500	6,516,000	4,642,000	4,569,000	4,700,000	4,455,000
Library	11,200,000	310,000	703,000	1,667,000	297,000	385,000
Mayor's Office	850,000	850,000	850,000	850,000	850,000	850,000
Metro Transit	11,126,000	2,839,000	3,986,000	2,858,000	2,866,000	2,811,000
Monona Terrace	1,655,000	460,500	-	430,000	-	-
Parking Utility	31,327,195	40,500	42,500	-	-	-
Parks Division	11,094,500	6,554,000	7,498,000	6,442,100	7,219,750	7,234,000
Planning Division	160,000	160,000	160,000	160,000	168,000	168,000
Police Department	511,519	284,419	286,519	295,470	294,420	297,875
Public Health	400,000	-	-	-	-	-
Sewer Utility	-	-	-	-	-	-
Stormwater Utility	6,224,000	4,102,500	3,068,500	1,515,000	995,000	2,850,000
Streets Division	2,095,000	1,343,000	1,592,000	3,000,000	42,958,000	1,575,000
Traffic Engineering	8,635,000	4,210,000	2,509,000	2,352,000	2,383,000	2,398,000
Transportation	16,880,000	7,330,000	-	-	-	-
Water Utility	-	-	-	-	-	-
TOTAL	\$ 182,134,774	\$ 99,494,509	\$ 86,319,609	\$ 109,903,255	\$ 130,639,714	\$ 101,302,986

City of Madison: 2023 Capital Budget

Capital Improvement Plan: Other Funding

Executive Budget

Other Funds by Agency

	2023	2024	2025	2026	2027	2028
CDA Redevelopment	9,800,000	2,000,000	2,000,000	2,000,000	2,000,000	2,000,000
Community Development Division	17,142,000	7,342,000	1,892,000	1,892,000	1,892,000	1,892,000
Economic Development Division	3,290,000	3,290,000	3,290,000	3,290,000	3,290,000	3,290,000
Engineering - Bicycle and Pedestrian	5,010,800	2,370,000	1,977,000	1,376,000	1,445,000	1,517,000
Engineering - Facilities Management	577,000	40,000	40,000	40,000	40,000	40,000
Engineering - Major Streets	23,483,000	13,276,000	17,284,000	18,510,000	16,105,000	18,572,000
Engineering - Other Projects	2,190,000	2,229,500	2,205,000	2,355,000	2,385,000	2,677,000
Finance	370,000	370,000	370,000	370,000	370,000	370,000
Fire Department	-	-	-	-	-	-
Fleet Service	-	-	-	-	-	-
Henry Vilas Zoo	-	-	-	-	-	-
Information Technology	-	-	-	-	-	-
Library	5,240,000	815,000	860,000	880,000	900,000	945,000
Mayor's Office	-	-	-	-	-	-
Metro Transit	18,900,000	-	10,560,000	10,560,000	10,560,000	10,560,000
Monona Terrace	1,655,000	1,655,000	1,535,000	1,655,000	1,645,000	1,540,000
Parking Utility	19,008,000	37,000	96,000	40,000	74,000	93,000
Parks Division	12,032,500	2,535,000	2,085,000	5,290,000	4,280,000	3,892,000
Planning Division	-	-	-	-	-	-
Police Department	-	-	-	-	-	-
Public Health	-	-	-	-	-	-
Sewer Utility	5,829,000	4,985,000	3,075,000	3,181,000	2,783,000	2,922,000
Stormwater Utility	3,449,000	9,255,500	1,942,500	1,471,000	5,391,000	2,330,000
Streets Division	165,000	165,000	165,000	165,000	165,000	165,000
Traffic Engineering	17,820,000	990,000	960,000	910,000	915,000	915,000
Transportation	24,470,000	56,000,000	-	-	-	-
Water Utility	15,876,000	15,328,000	8,714,000	8,982,000	13,755,000	12,219,500
TOTAL	\$ 186,307,300	\$ 122,683,000	\$ 59,050,500	\$ 62,967,000	\$ 67,995,000	\$ 65,939,500

City of Madison: 2023 Capital Budget

Capital Improvement Plan: All Funds

Executive Budget

All Funds by Agency

	2023	2024	2025	2026	2027	2028
CDA Redevelopment	9,800,000	2,000,000	2,000,000	2,000,000	2,000,000	2,000,000
Community Development Division	24,354,000	13,209,000	13,247,000	13,305,000	13,207,000	13,757,000
Economic Development Division	7,180,000	5,680,000	5,680,000	5,680,000	5,680,000	5,680,000
Engineering - Bicycle and Pedestrian	10,834,000	9,416,000	5,553,000	4,625,000	4,874,000	6,135,000
Engineering - Facilities Management	13,288,860	11,131,100	8,927,900	6,533,080	6,822,300	6,671,000
Engineering - Major Streets	54,897,000	37,201,000	37,933,000	65,161,000	43,170,000	53,038,000
Engineering - Other Projects	2,415,000	2,600,000	2,392,000	2,604,000	2,585,000	2,996,000
Finance	370,000	370,000	370,000	370,000	370,000	370,000
Fire Department	1,400,000	944,990	812,190	824,605	832,244	865,111
Fleet Service	13,098,000	12,785,000	13,050,000	14,420,000	15,820,000	17,050,000
Henry Vilas Zoo	75,000	75,000	75,000	75,000	75,000	75,000
Information Technology	4,127,500	6,516,000	4,642,000	4,569,000	4,700,000	4,455,000
Library	16,440,000	1,125,000	1,563,000	2,547,000	1,197,000	1,330,000
Mayor's Office	850,000	850,000	850,000	850,000	850,000	850,000
Metro Transit	30,026,000	2,839,000	14,546,000	13,418,000	13,426,000	13,371,000
Monona Terrace	3,310,000	2,115,500	1,535,000	2,085,000	1,645,000	1,540,000
Parking Utility	50,335,195	77,500	138,500	40,000	74,000	93,000
Parks Division	23,127,000	9,089,000	9,583,000	11,732,100	11,499,750	11,126,000
Planning Division	160,000	160,000	160,000	160,000	168,000	168,000
Police Department	511,519	284,419	286,519	295,470	294,420	297,875
Public Health	400,000	-	-	-	-	-
Sewer Utility	5,829,000	4,985,000	3,075,000	3,181,000	2,783,000	2,922,000
Stormwater Utility	9,673,000	13,358,000	5,011,000	2,986,000	6,386,000	5,180,000
Streets Division	2,260,000	1,508,000	1,757,000	3,165,000	43,123,000	1,740,000
Traffic Engineering	26,455,000	5,200,000	3,469,000	3,262,000	3,298,000	3,313,000
Transportation	41,350,000	63,330,000	-	-	-	-
Water Utility	15,876,000	15,328,000	8,714,000	8,982,000	13,755,000	12,219,500
TOTAL	\$ 368,442,074	\$ 222,177,509	\$ 145,370,109	\$ 172,870,255	\$ 198,634,714	\$ 167,242,486

Horizon List

What is the Horizon List?

The Horizon List consists of projects that meet a clear community purpose but are not yet fully planned to the level to be considered and funded within the fiscal capacity of the 2023 CIP. Planning efforts around these projects should continue in 2023 seeking to address the identified outstanding issues. The 2023 capital budget also includes a central allocation of funding that can be used to support costs associated with analyzing these projects where necessary. With more complete information, these projects can be proposed in a future CIP planning process. This approach helps ensure the Capital Budget and CIP are developed using project budgets and timelines that are consistent with the scope and overall goal of capital projects.

The 2023 Executive Budget funds five projects that were on the 2022 Horizon List. These projects are:

1. **Engineering – Bicycle & Pedestrian:** West Towne Path – Phase 2
2. **Engineering – Facilities:** CCB 4th and 5th Floor Remodel
3. **Fire:** Fire Station 14 – Fire Training Development
4. **Parking:** State Street Campus Garage Program (Note: project title has been updated; referred to as “Lake Street Garage Replacement” in 2022 budget)
5. **Water:** Unit Well 15 – PFAS Treatment Facility (Note: project title has been updated; referred to as “East Side Water Supply” in 2022 budget)

Horizon List Projects: Summary by Department

The table below summarizes the projects recommended to be included on the Horizon List. The estimated budget amounts are based on agency requests.

Agency	Capital Item	Project or Program	Estimated Budget	
			GO Borrowing	Other Funds
Engineering – Facilities	Sayle Street Remodel		4,090,000	260,000
Fire	Fire Station 4: Monroe Street Remodel	Project	3,885,000	0
Information Technology	Customer Single Sign-On Solution	Project	1,600,000	0
	Common Customer File	Project	150,000	0
	311/CRM System	Project	350,000	0
Parks Division	Brittingham Beach House Renovation	Project	600,000	900,000
	Elver Park Community Center	Project	16,100,000	
	Goodman Pool Replacement	Project	Unknown at this time	
	Hill Creek Park Improvements	Project	200,000	200,000
	Hudson Park Slope Stabilization	Project	2,000,000	
	James Madison Park Facilities	Project	4,500,000	
	McPike Park Construction	Project	1,500,000	500,000
	Odana Hills Golf Course	Project	1,600,000	
	Olbrich Botanical Gardens	Project	1,000,000	
Vilas Park Master Plan Implementation	Project	14,000,000	0	
Police	New North District Station	Project	14,200,000	0
	Property & Evidence Facility	Project	20,900,000	0

Horizon List

Horizon List Project Details

Engineering-Facilities: Sayle Street Remodel Construction Funding

Description

This project is for remodeling and renovating the Traffic Engineering and Parking Utility operations facility located at 1120 Sayle Street. The goal of the project is to improve work safety conditions and to better utilize the space resulting from the Radio Shop relocating to the Fleet Facility at Nakoosa Trail. Significant remodel of the locker and shower rooms is required to address gender equity concerns. Additional design consideration will include considerations for parking enforcement officer staff and equipment needs.

Estimated Budget

\$4,350,000

Anticipated Operating Impact

Annualized Cost: None Anticipated

Issue to be Addressed

- Citywide facilities planning to determine space needs for various agencies and potential co-location of offices to create efficiencies

Fire Station 4: Monroe St. Remodel

Description

This project funds the remodel of Fire Station 4, 1437 Monroe St. The goal of this project is to increase efficiency of the foot print of the station and address gender equity in living facilities.

Estimated Budget

\$3,885,000 (\$500,000 Design; \$3,385,000 Construction)

Anticipated Operating Impact

Annualized Cost: None Anticipated

Issue to be Addressed:

- Completion of remodel plan, including project scope, budget, and timeline. Anticipated project start is 2024-25.

Information Technology: Customer Single Sign-On Solution

Description

This project is to provide our customers with a single point of entry into the various systems they need to interact within the City.

Estimated Budget

\$1,600,000

Anticipated Operating Impact

Annualized Cost: \$1,600,000

Issue to be Addressed

- The City will need to evaluate the return on investment of this project and whether the benefits are greater than the costs. Estimated annual costs are \$1.6 million.

Horizon List

Information Technology: Common Customer File Project

Description

This project is to provide our customers with a single point of entry into the various systems they need to interact within the City.

Estimated Budget

\$150,000

Anticipated Operating Impact

Annualized Cost: Unknown at this time

Issue to be Addressed

- Project would support the work of Tyler Munis Water Billing and Property Taxes. The City needs to wait until this work is completed before this work should begin.

Information Technology: 311/CRM System

Description

This project is to purchase and implement the software to support a 311 program.

Estimated Budget

\$350,000 to purchase the software

Anticipated Operating Impact

Annualized Cost: To be determined based on software; may need to hire more staff to support a 311 system.

Issue to be Addressed

- Project would support the work of Tyler Munis Water Billing and Property Taxes. The City needs to wait until this work is completed before this work should begin.

Parks Division: Brittingham Beach House Renovation

Description

This project funds continued improvement to Brittingham Park, including replacement of the existing building, which has reached the end of its useful life. Funding is for replacing the structure with a more sustainable building that will provide space for summer camps and neighborhood meetings.

Estimated Budget

\$1,500,000

Anticipated Operating Impact

Annualized Cost: Unknown at this time

Issue to be Addressed

- A completed operating plan outlining a shared funding structure between the City and Operator for capital improvements.

Parks Division: Elver Park Community Center

Description

This project funds the design and construction of a new community center at Elver Park. Facilities Management prepared a schematic estimate for a new community center at a cost of \$16.1 million.

Horizon List

The 2022 Adopted Capital Budget included \$200,000 for Park Master Planning efforts in 2023 - 2024 related to this community center. Design and construction of this facility may be added to the CIP following completion of the Master Plan.

Estimated Budget

\$16,100,000

Anticipated Operating Impact

Annualized Cost: Unknown at this time

Issue to be Addressed

- Completion of Master Plan, including project scope, budget, timeline, and anticipated operating costs

Parks Division: Goodman Pool Replacement

Description

This project would fund rehabilitation and construction of the pool due to age. The scope of the project will be determined through an evaluation study scheduled for 2027.

Estimated Budget

Unknown at this time

Anticipated Operating Impact

Annualized Cost: Unknown at this time

Issue to be Addressed

- Completion of a pool evaluation study in 2027

Parks Division: Hill Creek Park Improvements

Description

This project funds the expansion of Hill Creek Park located on Madison's far west side. The project's scope includes the construction of fields, courts, park access roads, parking, and lighting. will be done in conjunction with Engineering Stormwater, and will incorporate stormwater management and green infrastructure

Estimated Budget

\$400,000

Anticipated Operating Impact

Annualized Cost: Unknown at this time

Issue to be Addressed

- The project is dependent on Engineering Stormwater's plans to develop the area

Parks Division: Hudson Park Slope Stabilization

Description

This project is in coordination with City Engineering to stabilize the slope and shore at Hudson Park.

Estimated Budget

\$2,000,000

Horizon List

Anticipated Operating Impact

Annualized Cost: Unknown at this time

Issue to be Addressed

- Completion of a slope stabilization study in 2023

Parks Division: James Madison Park Facilities

Description

This project would support planning and addition of restroom facilities to James Madison Park.

Estimated Budget

\$4,500,000

Anticipated Operating Impact

Annualized Cost: Unknown at this time

Issue to be Addressed

- Additional project planning and scoping is required

Parks Division: McPike Park Construction

Description

This project would fund continued improvements to McPike Park. The goal of the project is to expand McPike Park in accordance with the master plan and provide park amenities and other transportation improvements as identified in the plan.

Estimated Budget

\$2,000,000

Anticipated Operating Impact

Annualized Cost: Unknown at this time

Issue to be Addressed

- Additional project planning and scoping is required

Parks Division: Odana Hills Golf Course

Description

This project would fund the construction of a new clubhouse at Odana Hilld Golf Course, utilizing Golf revenues.

Estimated Budget

\$1,600,000

Anticipated Operating Impact

Annualized Cost: Unknown at this time

Issue to be Addressed

- Additional project planning and scoping is required

Horizon List

Parks Division: Olbrich Botanical Gardens

Description

This project would fund a new bridge over Starkweather Creek. (Note: This project is separate from the Engineering – Bicycle Pedestrian project for the construction of a Hermina Street – Starkweather Creek Ped Bike Bridge, which is included in the 2023 Executive Capital Budget).

Estimated Budget

\$1,000,000

Anticipated Operating Impact

Annualized Cost: Unknown at this time

Issue to be Addressed

- Additional project planning and scoping is required

Parks Division: Vilas Park Master Plan Implementation

Description

This project funds a series of improvements in Vilas Park called for in the master plan. In 2022, Parks is developing a phasing plan for the implementation of the Vilas Park master plan

Estimated Budget

\$14,000,000

Anticipated Operating Impact

Annualized Cost: Unknown at this time

Issue to be Addressed

- Completion of phasing plan for the implementation for the Master Plan

Police: New North District Station

Description

This project funds the land acquisition, design, and development for and construction of a new facility to replace the existing North Police District Station. The goal of the project is to replace this facility with one that possesses a physical capacity with allows for future growth and has an updated infrastructure.

Estimated Budget

\$15,700,000

Anticipated Operating Impact

Annualized Cost: None Anticipated

Issue to be Addressed

- Identification and acquisition of a site; City may use General Land Acquisition funds to secure a site in 2023
- Target timeline for project is to design in 2027 and construct in 2028

Horizon List

Police: Property & Evidence Facility

Description

This project funds the construction of a new facility to house property and evidence seized by the Police Department. MPD currently stores well over 100,000 pieces of evidence, including multiple evidentiary vehicles and bicycles in four separate locations (one of which is leased) throughout the City. These locations are operating at near capacity, and the department will need to explore additional rental space in the future to address incoming property (including property/evidence that MPD expects to take custody of as the Town of Madison is absorbed into the City). The current model of decentralized property presents security and integrity concerns as well as inefficient workflow, inequitable access, and inadequate customer service to residents. By consolidating existing facilities into a single standalone facility, we would address all of these concerns and improve overall service and accessibility to the community.

Estimated Budget

\$22,900,000

Anticipated Operating Impact

Annualized Cost: None Anticipated

Issue to be Addressed

- Identification and acquisition of a site; City may use General Land Acquisition funds to secure a site in 2023
- Target timeline for project is to design in 2025 and construct in 2026

[This page intentionally left blank.]



Agency Capital Budgets

2023 Capital Improvement Plan:
Executive Budget

CDA Redevelopment

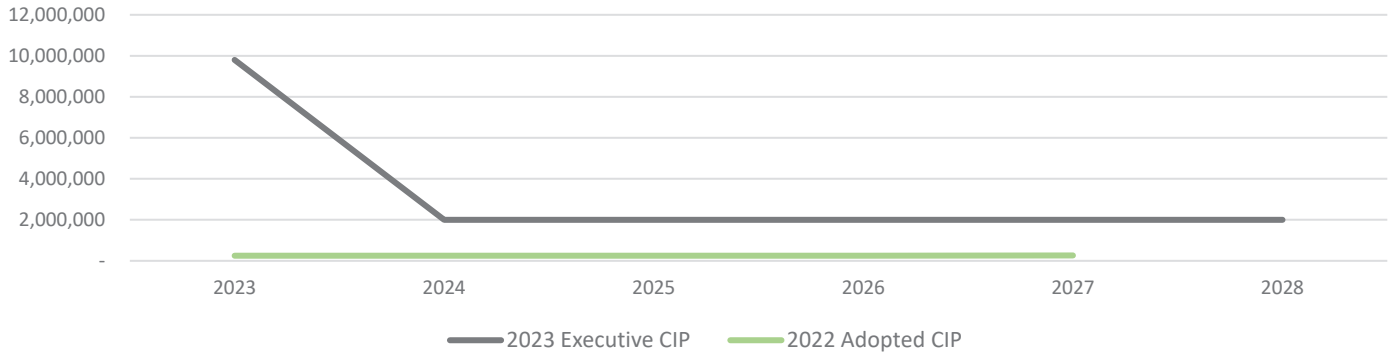
Capital Improvement Plan

Project Summary: Executive

	2023	2024	2025	2026	2027	2028
Public Housing Redevelopment	2,000,000	2,000,000	2,000,000	2,000,000	2,000,000	2,000,000
Village on Park Redevelopment	7,800,000	-	-	-	-	-
	\$ 9,800,000	\$ 2,000,000	\$ 2,000,000	\$ 2,000,000	\$ 2,000,000	\$ 2,000,000

Changes from 2022 CIP

2023 Capital Improvement Plan
2023 Executive vs. 2022 Adopted



Major Changes

- Public Housing Redevelopment
 - Program budget increased from \$250,000 per year to \$2,000,000 per year due to including construction activities as well as design. The funding source changed from GO Borrowing to Developer Capital Funding to more accurately reflect the utilization of the CDD Affordable Housing Development Project as the funding source.
- Village on Park Redevelopment
 - Project budget increased by \$7.8m in Tax Increment Financing (TIF) from Tax Increment District #42 for construction inflation, stormwater work, site work, and public art.

CDA Redevelopment

Budget Overview

2023 CIP by Expenditure Type

	2023	2024	2025	2026	2027	2028
Building	9,800,000	2,000,000	2,000,000	2,000,000	2,000,000	2,000,000
Total Expenditures	\$ 9,800,000	\$ 2,000,000	\$ 2,000,000	\$ 2,000,000	\$ 2,000,000	\$ 2,000,000

2023 CIP by Funding Source

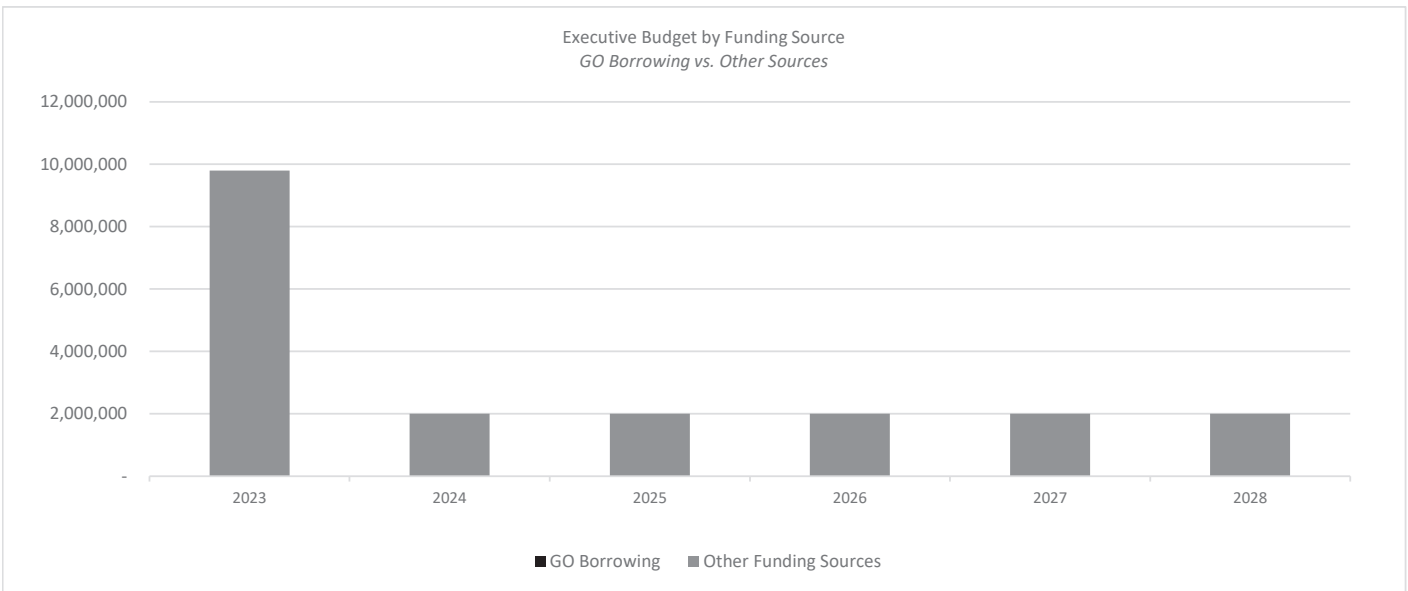
	2023	2024	2025	2026	2027	2028
Developer Capital Funding	2,000,000	2,000,000	2,000,000	2,000,000	2,000,000	2,000,000
TIF Increment	7,800,000	-	-	-	-	-
Total Funding	\$ 9,800,000	\$ 2,000,000	\$ 2,000,000	\$ 2,000,000	\$ 2,000,000	\$ 2,000,000

Borrowing Summary

	2023	2024	2025	2026	2027	2028
Borrowing Schedule						
General Fund GO Borrowing	-	-	-	-	-	-
Non-General Fund GO Borrowing	-	-	-	-	-	-
Total GO Borrowing	\$ -	\$ -	\$ -	\$ -	\$ -	\$ -

Annual Debt Service

General Fund GO Borrowing	-	-	-	-	-	-
Non-General Fund GO Borrowing	-	-	-	-	-	-



Carry Forward GO Borrowing

	Unused Appropriation Authority	Reauthorized GO Borrowing
17002 BRIDGE LAKE PT COMM CENTER	0	-
10079 MOSAIC RIDGE CONSTRUCTION	1,937,621	-
11817 PUBLIC HOUSING REDEVELOPMENT	742,687	-
13624 VILLAGE ON PARK REDEVELOPMENT	10,988,877	-
Total	\$ 13,669,185	\$ -

CDA Redevelopment

Project Overview

Project	Public Housing Redevelopment	Project #	11817
Citywide Element	Neighborhoods and Housing	Project Type	Program

Project Description

This program funds planning and implementation of Public Housing Redevelopment through 2028 with the use of loans from the CDD Affordable Housing Development Projects and various external funding sources such as Low Income Housing Tax Credit programs and other grants/loan structures. The goal of this program is to provide quality, affordable housing for low-income individuals, people with legally defined disabilities, seniors, formally homeless persons, and low-income families. The scope of the program includes the redevelopment of Theresa Terrace, Redevelopment owned properties that are outside of their 15 year tax credit compliance, formally Public Housing units that have been disposed out of the HUD portfolio following stipulations of HUD, East Public Housing sites, Truax, West Public Housing Sites, and the Triangle. Planned projects for 2023 include predesign for the Triangle Redevelopment in order to obtain appropriate land-use documents and zoning approval.

Project Budget by Funding Source

	2023	2024	2025	2026	2027	2028
Developer Capital Funding	2,000,000	2,000,000	2,000,000	2,000,000	2,000,000	2,000,000
TOTAL	\$ 2,000,000	\$ 2,000,000	\$ 2,000,000	\$ 2,000,000	\$ 2,000,000	\$ 2,000,000

Project	Village on Park Redevelopment	Project #	13624
Citywide Element	Economy and Opportunity	Project Type	Project

Project Description

This project funds the redevelopment of the Community Development Authority (CDA) owned Village on Park. The goal of this project, in partnership with the Urban League of Greater Madison (ULGM), is to develop a Black Business Hub—a brick-and-mortar space for minority business owners to develop and stabilize their businesses and to help ensure wealth creation opportunities in south Madison for black and other minority-owned businesses. This project will include conveyance of a remediated, development-ready parcel at the southeast corner of the ULGM site, demolition of the existing north building of the Villager Mall and replacement with a surface parking lot, development of affordable housing, and development of structured parking adjacent to the south end of the mall. A total of \$11.2 million was previously approved for the project in 2022 through separate resolution and the adopted capital budget.

Project Budget by Funding Source

	2023	2024	2025	2026	2027	2028
TIF Increment	7,800,000	-	-	-	-	-
TOTAL	\$ 7,800,000	\$ -	\$ -	\$ -	\$ -	\$ -

CDA Redevelopment

2023 Appropriation Schedule

2023 Appropriation

Executive Budget

	Request	GO Borrowing	Other	Total
Public Housing Redevelopment	2,000,000	-	2,000,000	2,000,000
Village on Park Redevelopment	-	-	7,800,000	7,800,000
	\$ 2,000,000	\$ -	\$ 9,800,000	\$ 9,800,000

Community Development Division

Capital Improvement Plan

Project Summary: Executive

	2023	2024	2025	2026	2027	2028
Affordable Housing-Consumer Lending	3,157,000	3,157,000	3,207,000	3,207,000	3,207,000	3,257,000
Affordable Housing-Development Projects	10,000,000	10,000,000	10,000,000	10,000,000	10,000,000	10,500,000
Permanent Men's Shelter	11,000,000	-	-	-	-	-
Reserve Fund to Maintain Temporary Shelter Facilities	150,000	-	-	-	-	-
Senior Center Building Improvements	47,000	52,000	40,000	98,000	-	-
	\$ 24,354,000	\$ 13,209,000	\$ 13,247,000	\$ 13,305,000	\$ 13,207,000	\$ 13,757,000

Changes from 2022 CIP



Major Changes

- Affordable Housing-Development Projects
 - Program budget increased by \$3m each year from 2023 -2027 compared to 2022 Adopted Capital Budget to increase CDD's capacity to increase the City's inventory of affordable housing and expand housing options available to residents
 - Increase program budget will also support up to \$250,000 per year in administrative costs needed to manage and implement projects
- Permanent Men's Shelter
 - Executive budget adds \$11m for the project (\$6m Dane County; \$3m City; \$2m federal)
 - The total project budget, including appropriations in the 2021 and 2022 adopted capital budgets, is \$21m; this total includes \$1m in prior appropriation in the Economic Development Division's budget for land acquisition
- Reserve Fund to Maintain Temporary Shelter Facilities
 - New program in 2023 to fund extraordinary maintenance or repair expenses that might be necessary to sustain operations at three City-supported temporary shelter facilities

Community Development Division

Budget Overview

2023 CIP by Expenditure Type

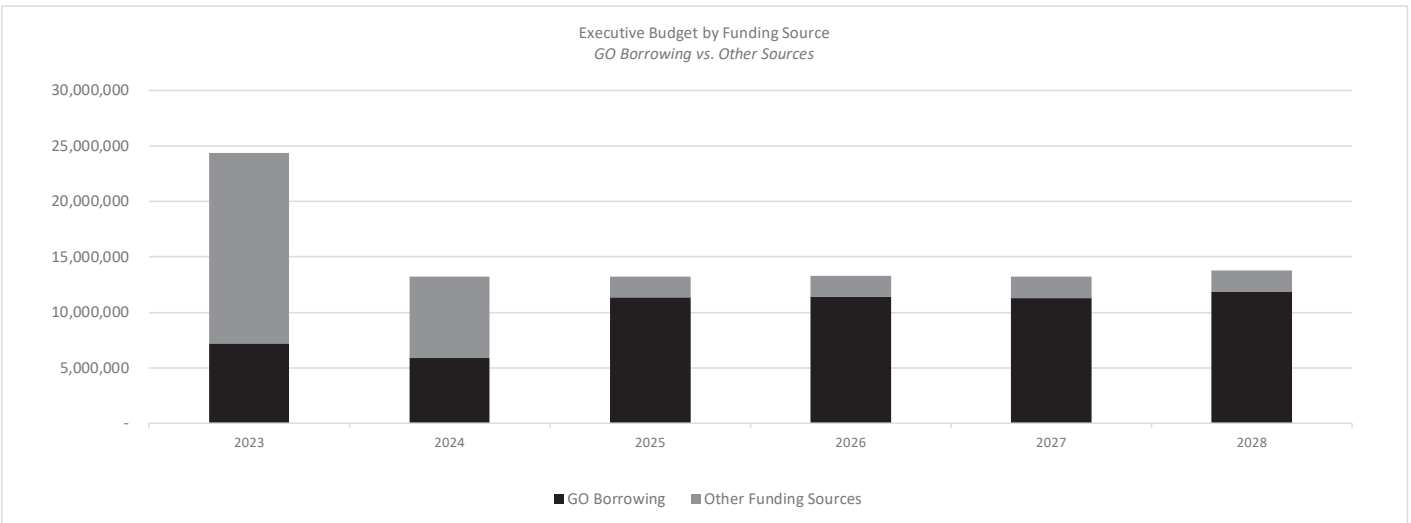
	2023	2024	2025	2026	2027	2028
Building	11,197,000	52,000	40,000	98,000	-	-
Loans	13,157,000	13,157,000	13,207,000	13,207,000	13,207,000	13,757,000
Total Expenditures	\$ 24,354,000	\$ 13,209,000	\$ 13,247,000	\$ 13,305,000	\$ 13,207,000	\$ 13,757,000

2023 CIP by Funding Source

	2023	2024	2025	2026	2027	2028
GF GO Borrowing	7,212,000	5,867,000	11,355,000	11,413,000	11,315,000	11,865,000
County Sources	6,000,000	-	-	-	-	-
Federal Sources	3,130,000	1,130,000	1,130,000	1,130,000	1,130,000	1,130,000
Loan Repayment	560,000	560,000	560,000	560,000	560,000	560,000
Miscellaneous Revenue	2,000	2,000	2,000	2,000	2,000	2,000
Reserves Applied	250,000	250,000	-	-	-	-
State Sources	200,000	200,000	200,000	200,000	200,000	200,000
TIF Increment	7,000,000	5,200,000	-	-	-	-
Total Funding	\$ 24,354,000	\$ 13,209,000	\$ 13,247,000	\$ 13,305,000	\$ 13,207,000	\$ 13,757,000

Borrowing Summary

	2023	2024	2025	2026	2027	2028
Borrowing Schedule						
General Fund GO Borrowing	7,212,000	5,867,000	11,355,000	11,413,000	11,315,000	11,865,000
Non-General Fund GO Borrowing	-	-	-	-	-	-
Total GO Borrowing	\$ 7,212,000	\$ 5,867,000	\$ 11,355,000	\$ 11,413,000	\$ 11,315,000	\$ 11,865,000
Annual Debt Service						
General Fund GO Borrowing	937,560	762,710	1,476,150	1,483,690	1,470,950	1,542,450
Non-General Fund GO Borrowing	-	-	-	-	-	-



Carry Forward GO Borrowing

	Unused Appropriation Authority	Reauthorized GO Borrowing
13942 ACCESSORY DWELLING UNIT MAJOR PROJE	400,000	-
17110 AFFORDABLE HOUSING-DEVELOPMENT	25,182,000	-
13774 ARPA-HOTELS CONVERTED TO HOUSING	1,000,000	-
13983 ARPA-OCCUPY MADISON SOLAR PRJ	150,000	-
13775 ARPA-SALVATION ARMY DARBO SITE	2,500,000	-
13776 ARPA-YOUTH-CENTERED HOUSING	2,000,000	-
17002 BRIDGE LAKE PT COMM CENTER	2,498,103	-
13672 COMMUNITY FACILITIES IMPROVE MAJOR	1,000,000	1,000,000
62010 HSNG CONSUMER LOAN PRGMS	4,657,163	570,000
13344 MEN'S HOMELESS SHELTER	8,143,153	4,000,000
10066 NEIGHBORHOOD CENTERS	266,497	-
11819 PARK EDGE/PARK RIDGE EMP CNTR	340,319	-
12434 SENIOR CENTER BUILDING IMPROVEMENTS	103,370	-
13398 TEMPORARY FAMILY SHELTER	56,577	-
	\$ 48,297,183	\$ 5,570,000

Community Development Division

Project Overview

Project	Affordable Housing-Consumer Lending	Project #	62010
Citywide Element	Neighborhoods and Housing	Project Type	Program

Project Description

This program supports several direct consumer lending programs administered by the Community Development Division (CDD), including the Home Purchase Assistance (i.e., Home-Buy the American Dream), Housing Rehabilitation Services, and Property Tax Financing for Eligible Seniors programs. The goals of these programs are to help eligible City residents acquire homes, finance home repairs and pay their property taxes. City funds complement, or are occasionally combined with, available federal and state funding to help residents purchase homes and/or secure rehabilitation loans. These programs contribute to the City's Housing Forward Initiative's objectives of increasing homeownership levels among households of color and helping ensure that senior homeowners can stay in their homes and other homeowners can make needed repairs. Projects planned include placing greater emphasis on households of color in the down payment assistance program and adjusting subsidies for lower-income households to make ownership more accessible in the face of rising housing prices. In addition, CDD will expand the Rehabilitation Program to support proposals that involve purchase and rehabilitation of small scale multi-family properties with the goal of preserving and improving naturally occurring affordable housing options for lower-income households.

Project Budget by Funding Source

	2023	2024	2025	2026	2027	2028
GF GO Borrowing	1,015,000	1,015,000	1,315,000	1,315,000	1,315,000	1,365,000
Federal Sources	1,130,000	1,130,000	1,130,000	1,130,000	1,130,000	1,130,000
Loan Repayment	560,000	560,000	560,000	560,000	560,000	560,000
Miscellaneous Revenue	2,000	2,000	2,000	2,000	2,000	2,000
Reserves Applied	250,000	250,000	-	-	-	-
State Sources	200,000	200,000	200,000	200,000	200,000	200,000
TOTAL	\$ 3,157,000	\$ 3,157,000	\$ 3,207,000	\$ 3,207,000	\$ 3,207,000	\$ 3,257,000

Project	Affordable Housing-Development Projects	Project #	17110
Citywide Element	Neighborhoods and Housing	Project Type	Program

Project Description

This program continues and expands a major initiative created to expand and improve the supply of affordable housing in Madison. Since 2015, the CDD has used these funds to leverage other public and private resources for projects that improve and expand the supply of quality, affordable housing accessible to low- and moderate-income households. To date, the program has assisted projects that, collectively, have added nearly 1,600 rental units to the Madison market that are deemed affordable for households earning not more than 60% of the Dane County median income. Still, the need for more affordable housing options is considerable. CDD conducted a competitive request for proposals (RFP) process the summer of 2022 to solicit development proposals seeking federal Low Income Housing Tax Credits (LIHTCs). Proposals offered City assistance will learn in late 2022, or early 2023, whether they receive tax credits. To position the City to increase the number of affordable units brought online, including those that will support lower-income households, and support Housing Forward's call for a broader range of housing choices, CDD seeks to expand this program's capacity. That will allow the program to continue to offer support, for example, for non-traditional models like co-op housing and land trusts, for homeownership initiatives, for developments that take advantage of City- or CDA-controlled properties, and for development proposals that emerge in highly desirable locations.

Project Budget by Funding Source

	2023	2024	2025	2026	2027	2028
GF GO Borrowing	3,000,000	4,800,000	10,000,000	10,000,000	10,000,000	10,500,000
TIF Increment	7,000,000	5,200,000	-	-	-	-
TOTAL	\$ 10,000,000	\$ 10,000,000	\$ 10,000,000	\$ 10,000,000	\$ 10,000,000	\$ 10,500,000

Project **Permanent Men's Shelter** Project # **13344**
 Citywide Element **Neighborhoods and Housing** Project Type **Project**

Project Description

This project includes property acquisition, architecture and engineering services, and construction costs associated with building a permanent facility for shelter services for men experiencing homelessness. This facility will replace the shelter previously housed in the basements of churches in downtown Madison and later moved to temporary quarters in City-owned properties in the wake of the COVID-19 pandemic. The project is being undertaken in collaboration with Dane County. The Madison Common Council recently approved a property at 1902 Bartillon Drive as the site for the permanent shelter. The City acquired the property in 2021. The City will partner with Dane County to build and operate the shelter. Final service and design detail are pending, and will be informed by input and feedback gained through community engagement. Design work is scheduled to be completed in Q2 2023, with construction slated to begin in Q4 2023 and end by Q2 2025. With this proposed \$11 million in additional support, total funding for the facility is \$21.0m.

Project Budget by Funding Source

	2023	2024	2025	2026	2027	2028
GF GO Borrowing	3,000,000	-	-	-	-	-
County Sources	6,000,000	-	-	-	-	-
Federal Sources	2,000,000	-	-	-	-	-
TOTAL	\$ 11,000,000	\$ -	\$ -	\$ -	\$ -	\$ -

Project **Reserve Fund to Maintain Temporary Shelter Facilities** Project # **14354**
 Citywide Element **Neighborhoods and Housing** Project Type **Program**

Project Description

In the wake of the COVID-19 pandemic, the City has been instrumental in establishing temporary venues from which to support people in our community experiencing homelessness. These include the acquisition and conversion of the former Karmenta Nursing Home for use by the Salvation Army to shelter homeless families with children; the acquisition and conversion of a former big box retail property on Zeier Road for use as a temporary men's shelter; and the establishment of the City's first sanctioned campground, which supports up to 30 persons at a site on Dairy Drive. Each of these properties is expected to continue its current use for a period of 2-3 years. This program establishes a funding source of \$150,000 to finance extraordinary maintenance or repair expenses that might be necessary to sustain these operations.

Project Budget by Funding Source

	2023	2024	2025	2026	2027	2028
GF GO Borrowing	150,000	-	-	-	-	-
TOTAL	\$ 150,000	\$ -	\$ -	\$ -	\$ -	\$ -

Project **Senior Center Building Improvements** Project # **12434**
 Citywide Element **Culture and Character** Project Type **Project**

Project Description

This project funds multiple building improvements to the Madison Senior Center to address safety and other concerns. Building improvements include, but are not limited to: door replacement and patio & rooftop repair (2023-2024); door swipe access system upgrades, exterior locks replacement, and exterior brick tuckpointing (2025); and elevator modernization & safety upgrades (2025-2026). Earlier work components of this project included smoke pollution mitigation in 2020; external lighting improvements in 2021; and flooring repair, movable airwall replacement & exterior drive painting/sealing in 2022.

Project Budget by Funding Source

	2023	2024	2025	2026	2027	2028
GF GO Borrowing	47,000	52,000	40,000	98,000	-	-
TOTAL	\$ 47,000	\$ 52,000	\$ 40,000	\$ 98,000	\$ -	\$ -

Community Development Division

2023 Appropriation Schedule

2023 Appropriation

Executive Budget

	Request	GO Borrowing	Other	Total
Accessory Dwelling Units Lending Program	500,000	-	-	-
Affordable Housing-Consumer Lending	3,157,000	1,015,000	2,142,000	3,157,000
Affordable Housing-Development Projects	12,500,000	3,000,000	7,000,000	10,000,000
Community Facilities Improvements	1,000,000	-	-	-
Permanent Men's Shelter	11,000,000	3,000,000	8,000,000	11,000,000
Reserve Fund to Maintain Temporary Shelter Facilities	150,000	150,000	-	150,000
Senior Center Building Improvements	47,000	47,000	-	47,000
	\$ 28,354,000	\$ 7,212,000	\$ 17,142,000	\$ 24,354,000

Economic Development Division

Capital Improvement Plan

Project Summary: Executive

	2023	2024	2025	2026	2027	2028
Center for Industry and Commerce	40,000	40,000	40,000	40,000	40,000	40,000
General Land Acquisition Fund	60,000	60,000	60,000	60,000	60,000	60,000
Healthy Retail Access Program	250,000	250,000	250,000	250,000	250,000	250,000
Land Banking	1,000,000	1,000,000	1,000,000	1,000,000	1,000,000	1,000,000
Small Business Equity and Recovery	2,000,000	500,000	500,000	500,000	500,000	500,000
TID 36 Capitol Gateway Corridor	100,000	100,000	100,000	100,000	100,000	100,000
TID 39 Stoughton Road	30,000	30,000	30,000	30,000	30,000	30,000
TID 42 Wingra	100,000	100,000	100,000	100,000	100,000	100,000
TID 50 State Street	600,000	600,000	600,000	600,000	600,000	600,000
TID 51 South Madison	3,000,000	3,000,000	3,000,000	3,000,000	3,000,000	3,000,000
	\$ 7,180,000	\$ 5,680,000	\$ 5,680,000	\$ 5,680,000	\$ 5,680,000	\$ 5,680,000

Changes from 2022 CIP



Major Changes

- No changes from the 2022 Adopted CIP

Economic Development Division

Budget Overview

2023 CIP by Expenditure Type

	2023	2024	2025	2026	2027	2028
Land	1,000,000	1,000,000	1,000,000	1,000,000	1,000,000	1,000,000
Other	6,180,000	4,680,000	4,680,000	4,680,000	4,680,000	4,680,000
Total Expenditures	\$ 7,180,000	\$ 5,680,000	\$ 5,680,000	\$ 5,680,000	\$ 5,680,000	\$ 5,680,000

2023 CIP by Funding Source

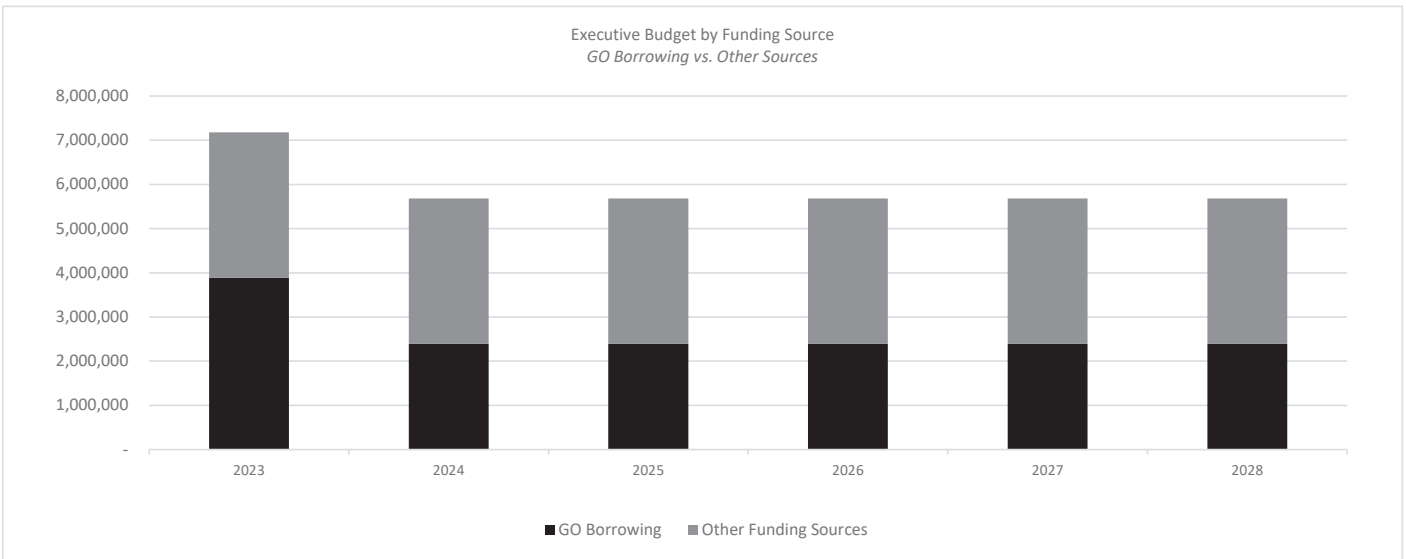
	2023	2024	2025	2026	2027	2028
GF GO Borrowing	3,290,000	1,790,000	1,790,000	1,790,000	1,790,000	1,790,000
Non-GF GO Borrowing	600,000	600,000	600,000	600,000	600,000	600,000
Reserves Applied	60,000	60,000	60,000	60,000	60,000	60,000
TIF Increment	3,230,000	3,230,000	3,230,000	3,230,000	3,230,000	3,230,000
Total Funding	\$ 7,180,000	\$ 5,680,000	\$ 5,680,000	\$ 5,680,000	\$ 5,680,000	\$ 5,680,000

Borrowing Summary

	2023	2024	2025	2026	2027	2028
Borrowing Schedule						
General Fund GO Borrowing	3,290,000	1,790,000	1,790,000	1,790,000	1,790,000	1,790,000
Non-General Fund GO Borrowing	600,000	600,000	600,000	600,000	600,000	600,000
Total GO Borrowing	\$ 3,890,000	\$ 2,390,000	\$ 2,390,000	\$ 2,390,000	\$ 2,390,000	\$ 2,390,000

Annual Debt Service

General Fund GO Borrowing	427,700	232,700	232,700	232,700	232,700	232,700
Non-General Fund GO Borrowing	78,000	78,000	78,000	78,000	78,000	78,000



Carry Forward GO Borrowing

	Unused Appropriation Authority	Reauthorized GO Borrowing
13984 ARPA-RETAIL BUILDING IMPRV GRANT	500,000	-
63022 CENTER FOR INDUSTRY & COMMERCE	3,292	20,000
17073 COOPERATIVE ENTERPRISE DEVELOPMENT	352,268	-
63050 FACADE IMPROVEMENT GRANTS	13,350	-
63060 GENERAL LAND ACQUISITION FUND	1,367,840	-
63009 HEALTHY RETAIL ACCESS PROGRAM	258,025	250,000
12640 LAND BANKING	3,227,171	-
10069 PUBLIC MARKET	11,204,293	-
13072 SMALL BUSINESS EQUITY AND RECOVERY	2,586,470	-
66000 TAX INCREMENT DIST BORROWING PRJ	16,853,300	3,000,000
13850 TRUMAN OLSON GROCERY DEVELOPMENT	4,700,000	-
	\$ 41,066,009	\$ 3,270,000

Economic Development Division

Project Overview

Project	Center for Industry and Commerce	Project #	63022
Citywide Element	Economy and Opportunity	Project Type	Program

Project Description

This program funds the annual holding, maintenance, and marketing costs for the Center for Industry and Commerce (CIC). The goal of the program is to attract and retain companies within the City of Madison and to increase the tax base of the CIC and the City. Planned projects for 2023 include property maintenance and marketing of parcels owned by the City.

Project Budget by Funding Source

	2023	2024	2025	2026	2027	2028
GF GO Borrowing	40,000	40,000	40,000	40,000	40,000	40,000
TOTAL	\$ 40,000	\$ 40,000	\$ 40,000	\$ 40,000	\$ 40,000	\$ 40,000

Project	General Land Acquisition Fund	Project #	63060
Citywide Element	Land Use and Transportation	Project Type	Program

Project Description

This program funds land purchases for future municipal purposes. Purchases from the fund can only be completed to the extent that funds are available and specific Common Council approval is obtained. The primary revenue source for the fund is from the sale of surplus property and sites within City-owned business parks.

Project Budget by Funding Source

	2023	2024	2025	2026	2027	2028
Reserves Applied	60,000	60,000	60,000	60,000	60,000	60,000
TOTAL	\$ 60,000	\$ 60,000	\$ 60,000	\$ 60,000	\$ 60,000	\$ 60,000

Project	Healthy Retail Access Program	Project #	63009
Citywide Element	Health and Safety	Project Type	Program

Project Description

This program provides grant opportunities for projects that aim to improve access to affordable, healthy, and culturally appropriate food within areas of focus, as identified in the Food Access Improvement Map. The goal of the program is to ensure increased access to healthy food. Planned projects for 2023 include (1) capital and infrastructure grants that proliferate healthy food access, with priority given to food retail establishments, (2) technical assistance for entities that want to increase healthy food access, with priority given to assisting food retail establishments, (3) data collection initiatives focused on discerning the needs and desires of business owners and community residents, which will aid city staff in efficient and targeted program outreach, and (4) evaluation of both programmatic structure and individual program grants.

Project Budget by Funding Source

	2023	2024	2025	2026	2027	2028
GF GO Borrowing	250,000	250,000	250,000	250,000	250,000	250,000
TOTAL	\$ 250,000	\$ 250,000	\$ 250,000	\$ 250,000	\$ 250,000	\$ 250,000

Project **Land Banking** Project # **12640**
 Citywide Element **Neighborhoods and Housing** Project Type **Program**

Project Description

This program is for the acquisition of land and buildings that could be used for future economic development, affordable housing projects, and other City uses in accordance with the City’s Land Banking Fund Policy. The goal of this program is to acquire strategic properties for future purposes that might include: assisting displaced businesses, reducing blight, stabilizing housing markets, improving the quality of life for residents and neighborhoods, and preserving land for City purposes. Projects planned for 2023 include the acquisition of new property, property maintenance and management of newly acquired and previously acquired properties through this program, and predevelopment costs associated with future redevelopment of acquired properties.

Project Budget by Funding Source

	2023	2024	2025	2026	2027	2028
GF GO Borrowing	1,000,000	1,000,000	1,000,000	1,000,000	1,000,000	1,000,000
TOTAL	\$ 1,000,000	\$ 1,000,000	\$ 1,000,000	\$ 1,000,000	\$ 1,000,000	\$ 1,000,000

Project **Small Business Equity and Recovery** Project # **13072**
 Citywide Element **Economy and Opportunity** Project Type **Program**

Project Description

This program combines several programs and initiatives aimed at supporting small business development, with a particular emphasis on businesses owned by historically underrepresented entrepreneurs. The goal of this program is to build back to a better post-COVID-19 economy with greater access to financial support to small business owners, especially those who are historically underrepresented. Projects planned in 2023 include the following existing and new programs and initiatives: Façade Grant Program, Commercial Ownership Assistance Program, Building Improvement Grant Program, Madison Pop Up Shop Program, BusinessReady Program, entrepreneur of color organization support, Kiva Madison, entrepreneur of color survey/census, entrepreneur of color directory/purchasing program, and similar programs and initiatives approved by the Common Council.

Project Budget by Funding Source

	2023	2024	2025	2026	2027	2028
GF GO Borrowing	2,000,000	500,000	500,000	500,000	500,000	500,000
TOTAL	\$ 2,000,000	\$ 500,000	\$ 500,000	\$ 500,000	\$ 500,000	\$ 500,000

Project **TID 36 Capitol Gateway Corridor** Project # **99002**
 Citywide Element **Land Use and Transportation** Project Type **Program**

Project Description

This program supports projects within TID 36, created in 2005. The district is located in downtown Madison and includes the area generally bounded by First Street, Dayton Street, and Blount and East Wilson Streets. The goal of this program is to attract employers and residents to the Capitol East District and grow the City’s tax base. Progress is measured by the number of residential units available, the number of businesses in the district, the total size of retail and office space available, and the growth of the district’s tax base. The estimated incremental value of the district is \$489 million. Projects planned for 2023 include continued implementation of the Capitol Gateway Corridor BUILD Plan through a study to identify and prioritize future public projects in the District.

Project Budget by Funding Source

	2023	2024	2025	2026	2027	2028
TIF Increment	100,000	100,000	100,000	100,000	100,000	100,000
TOTAL	\$ 100,000	\$ 100,000	\$ 100,000	\$ 100,000	\$ 100,000	\$ 100,000

Project **TID 39 Stoughton Road** Project # **99004**
 Citywide Element **Economy and Opportunity** Project Type **Program**

Project Description

This program supports projects within TID 39, created in 2008. The district is located within an area generally bounded by South Stoughton Road, Cottage Grove Road, Interstate 39/90 and the property line between Voges Road and the Beltline. The goal of the program is to attract and retain employers within the district and grow its tax base. Progress is measured by the sale and development of city-owned property, the number of businesses located within the district, and the district’s total tax base. The estimated incremental value of the district is \$175 million. Funding in 2023 is for property maintenance and marketing of City-owned parcels.

Project Budget by Funding Source

	2023	2024	2025	2026	2027	2028
TIF Increment	30,000	30,000	30,000	30,000	30,000	30,000
TOTAL	\$ 30,000	\$ 30,000	\$ 30,000	\$ 30,000	\$ 30,000	\$ 30,000

Project **TID 42 Wingra** Project # **99005**
 Citywide Element **Land Use and Transportation** Project Type **Program**

Project Description

This program supports projects within TID 42, created in 2012. The district is located on Madison’s south side with the general boundaries of South Park Street, West Wingra Drive, and Fish Hatchery Road. The goal of the program is to develop residential and commercial space in accordance with the Wingra BUILD Plan. Progress is measured by implementation of the Wingra BUILD Plan, the number of residential units constructed, the amount of commercial space constructed, and the district’s total tax base. The estimated incremental value of the district is \$118 million. Funding in 2023 is for property maintenance, management, and pre-development costs for City-owned property within the boundaries of TID 42 and within one-half mile of TID 42.

Project Budget by Funding Source

	2023	2024	2025	2026	2027	2028
TIF Increment	100,000	100,000	100,000	100,000	100,000	100,000
TOTAL	\$ 100,000	\$ 100,000	\$ 100,000	\$ 100,000	\$ 100,000	\$ 100,000

Project **TID 50 State Street** Project # **99012**
 Citywide Element **Land Use and Transportation** Project Type **Program**

Project Description

This program funds private development loans, public infrastructure, streetscape improvements, business retention and recruitment efforts, marketing programs, affordable housing, planning and market studies, and related economic development initiatives. The goal of this project is to support a diverse and thriving State Street neighborhood where all Madisonians and visitors feel welcome, grow a stable retail district, enhance residential and living-wage employment options, and increase the tax base. Funding in 2023 is for Building Improvement Grants, Facade Grants, Madison Pop Up Shop Program, BusinessReady Program, Commercial Ownership Assistance Program, furniture and fixture repair/upgrades, marketing efforts, planning and market studies, and related economic development initiatives.

Project Budget by Funding Source

	2023	2024	2025	2026	2027	2028
Non-GF GO Borrowing	600,000	600,000	600,000	600,000	600,000	600,000
TOTAL	\$ 600,000	\$ 600,000	\$ 600,000	\$ 600,000	\$ 600,000	\$ 600,000

Project
Citywide Element

**TID 51 South Madison
Neighborhoods and Housing**

Project # **99011**
Project Type **Program**

Project Description

This program funds land banking, private development loans, public infrastructure, economic and community development initiatives, affordable housing, pre-development costs, appraisals, and related planning and market studies. The goal of this project is to guide investment in South Madison that supports this existing diverse community.

Funding in 2023 will be used for costs associated with purchasing and maintaining property through the City's Land Banking Program, business development programs (Building Improvement Grant Program, Facade Grant Program, Madison Pop-Up Shop Program, BusinessReady Program, and Commercial Ownership Assistance Program), UW South Madison study, and related economic development initiatives. Funding for projects will be supported through donation of tax increment revenues from TID 36.

Project Budget by Funding Source

	2023	2024	2025	2026	2027	2028
TIF Increment	3,000,000	3,000,000	3,000,000	3,000,000	3,000,000	3,000,000
TOTAL	\$ 3,000,000	\$ 3,000,000	\$ 3,000,000	\$ 3,000,000	\$ 3,000,000	\$ 3,000,000

Economic Development Division

2023 Appropriation Schedule

2023 Appropriation

Executive Budget

	Request	GO Borrowing	Other	Total
Center for Industry and Commerce	40,000	40,000	-	40,000
General Land Acquisition Fund	60,000	-	60,000	60,000
Healthy Retail Access Program	250,000	250,000	-	250,000
Land Banking	1,000,000	1,000,000	-	1,000,000
Small Business Equity and Recovery	2,000,000	2,000,000	-	2,000,000
TID 36 Capitol Gateway Corridor	100,000	-	100,000	100,000
TID 39 Stoughton Road	30,000	-	30,000	30,000
TID 42 Wingra	100,000	-	100,000	100,000
TID 50 State Street	600,000	600,000	-	600,000
TID 51 South Madison	3,000,000	-	3,000,000	3,000,000
	\$ 7,180,000	\$ 3,890,000	\$ 3,290,000	\$ 7,180,000

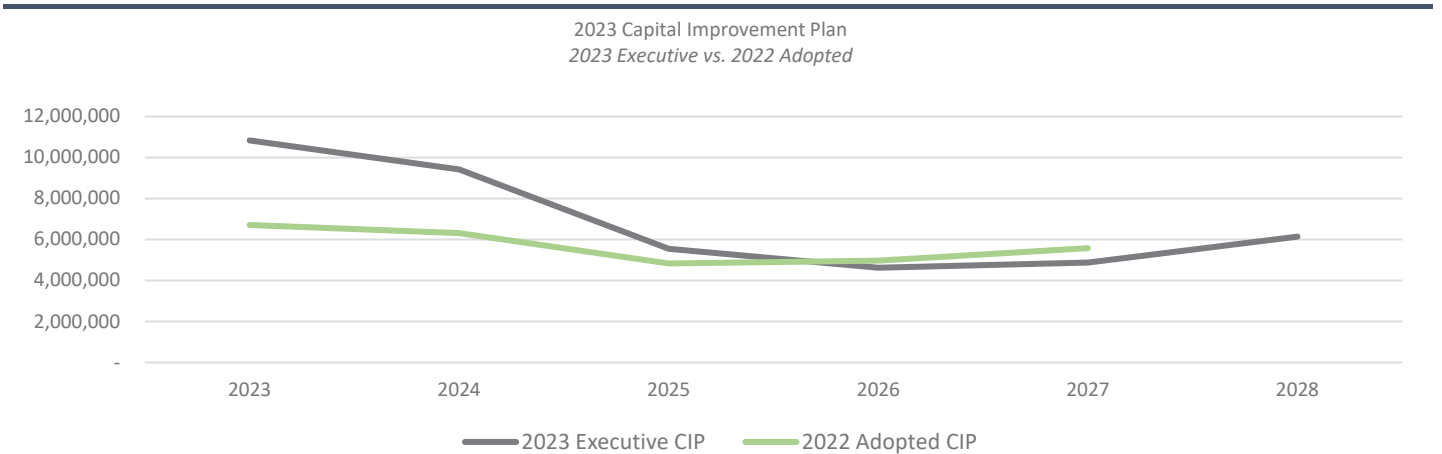
Engineering - Bicycle and Pedestrian

Capital Improvement Plan

Project Summary: Executive

	2023	2024	2025	2026	2027	2028
Autumn Ridge Path	-	3,180,000	-	-	-	-
Badger Rusk Path	50,000	100,000	1,120,000	-	-	-
Bikeways Program	810,000	600,000	600,000	600,000	648,000	698,000
Capital City Path Segment 5 & 6	-	1,850,000	-	-	-	-
Hermina Street - Starkweather Creek P	550,000	-	-	-	-	-
Main Street Improvements	300,000	-	-	-	-	-
Safe Routes Grants	100,000	100,000	104,000	109,000	114,000	120,000
Sidewalk Program	3,515,000	3,586,000	3,729,000	3,916,000	4,112,000	4,317,000
Troy Drive Railroad Bridge	4,411,000	-	-	-	-	-
West Towne Path - Phase 3	570,000	-	-	-	-	-
West Towne Path Phase 2	528,000	-	-	-	-	1,000,000
	\$ 10,834,000	\$ 9,416,000	\$ 5,553,000	\$ 4,625,000	\$ 4,874,000	\$ 6,135,000

Changes from 2022 CIP



Major Changes

- Autumn Ridge Path
 - Project budget increased \$1.5m in GF GO borrowing due to increased design work, steel prices, and costs for shipping materials; Federal funding for this project has been secured
- Badger Rusk Path
 - New \$1.3m project added to the CIP to construct a new multi-use path along Badger Road and North Rusk Avenue from the existing beltline overpass to Nygard Street
 - Funding in 2023 and 2024 is for design and report preparation, with construction in 2025
 - Project has been awarded \$667k in federal Transportation Alternatives Program funding; remainder of project is supported by GF GO borrowing
- Bikeways Program
 - The 2023 program budget includes \$210k in funding from impact fees from the Madison Prairie Landfill, a separate segregated fund, to support costs path construction costs; GF GO borrowing decreased by \$350k per year for each year of the CIP
- Capital City Path Segment 5&6
 - New \$1.9m project added to the CIP to construct a new, multi-use path from Wagon Trail to the east side of Interstate Highway 39/90
 - Funding in 2024 is for construction
 - Project will be funded by GF GO borrowing (\$740k) and federal funding (\$1.1m); federal funding for this project has not been secured
- Hermina Street - Starkweather Creek Ped Bike Bridge
 - Project budget increased by \$140k in GF GO borrowing to reflect updated project estimates
 - Project advanced from design in 2025 and construction in 2027 to design and construction in 2023 at request of the Neighborhood Resource Team
- Troy Drive Railroad Bridge
 - Project budget increased \$3.1m, including \$242k in GO Borrowing and \$3.1m in state funding, to reflect a more refined cost estimate and additional anticipated cost sharing with the State
- West Towne Path Phase 2
 - \$1.5m project added to the CIP from the Horizon List to support construction of a new multi-use path from High Point to Gammon Road
 - Funding in 2023 is for construction of the segment from High Point Road to Zor Shrine Road, and funding in 2028 is for the segment from Zor Shrine Road to Gammon Road

Engineering - Bicycle and Pedestrian

Budget Overview

2023 CIP by Expenditure Type

	2023	2024	2025	2026	2027	2028
Bike Path	2,258,000	5,730,000	1,720,000	600,000	648,000	1,698,000
Bridge	4,961,000	-	-	-	-	-
Other	100,000	100,000	104,000	109,000	114,000	120,000
Street	3,515,000	3,586,000	3,729,000	3,916,000	4,112,000	4,317,000
Total Expenditures	\$ 10,834,000	\$ 9,416,000	\$ 5,553,000	\$ 4,625,000	\$ 4,874,000	\$ 6,135,000

2023 CIP by Funding Source

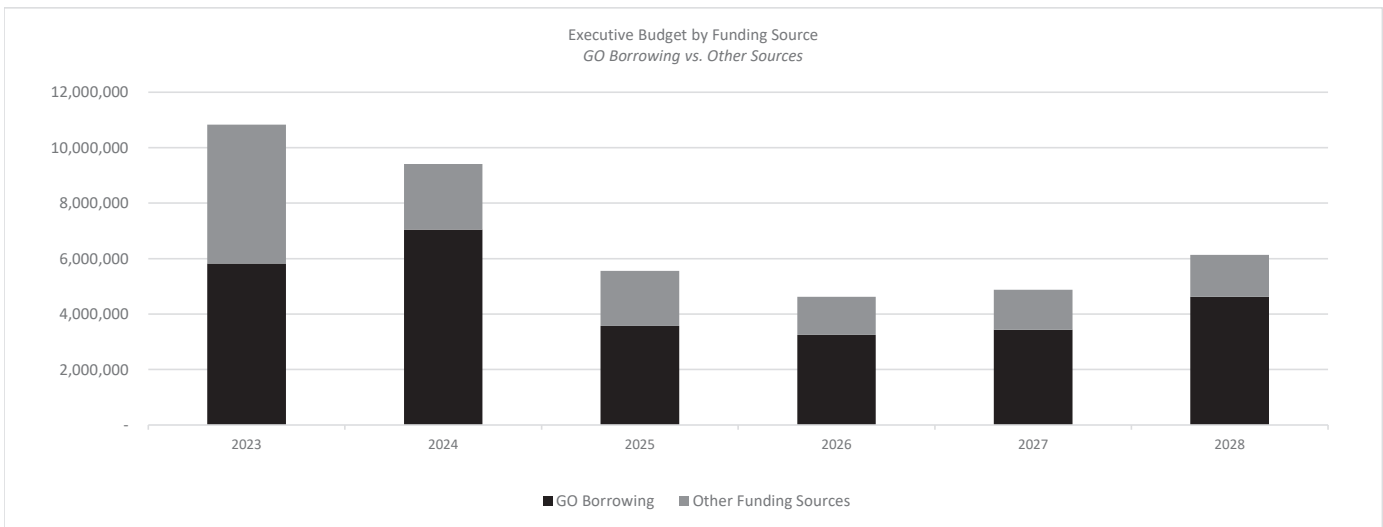
	2023	2024	2025	2026	2027	2028
GF GO Borrowing	5,703,200	7,046,000	3,576,000	3,249,000	3,429,000	4,618,000
Non-GF GO Borrowing	120,000	-	-	-	-	-
Federal Sources	532,000	1,110,000	667,000	-	-	-
Special Assessment	1,200,000	1,260,000	1,310,000	1,376,000	1,445,000	1,517,000
State Sources	3,068,800	-	-	-	-	-
Transfer From Other Restricted	210,000	-	-	-	-	-
Total Funding	\$ 10,834,000	\$ 9,416,000	\$ 5,553,000	\$ 4,625,000	\$ 4,874,000	\$ 6,135,000

Borrowing Summary

	2023	2024	2025	2026	2027	2028
Borrowing Schedule						
General Fund GO Borrowing	5,703,200	7,046,000	3,576,000	3,249,000	3,429,000	4,618,000
Non-General Fund GO Borrowing	120,000	-	-	-	-	-
Total GO Borrowing	\$ 5,823,200	\$ 7,046,000	\$ 3,576,000	\$ 3,249,000	\$ 3,429,000	\$ 4,618,000

Annual Debt Service

General Fund GO Borrowing	741,416	915,980	464,880	422,370	445,770	600,340
Non-General Fund GO Borrowing	15,600	-	-	-	-	-



Engineering - Bicycle and Pedestrian

Budget Overview

Carry Forward GO Borrowing

	Unused Appropriation Authority	Reauthorized GO Borrowing
11859 AUTUMN RIDGE PATH	134,514	194,451
10138 BIKEWAYS PROGRAM	3,046,511	575,763
10142 CANNONBALL BIKE TRAIL	1,616,175	-
10143 CAPITAL CITY TRAIL	1,026,639	308,480
13835 CTH M	(146,993)	-
10160 GARVER PATH	80,544	184,036
13664 HERMINA-STARKWEATHER CRK PED BRIDGE	3,236	-
13015 MAIN STREET IMPROVEMENTS	32,939	-
10547 PED/BIKE INFRASTRUCTURE ENHANCEMENT	84,412	-
11112 SAFE ROUTES GRANTS PROGRAM	114,532	167,367
10148 SIDEWALK PROGRAM	2,960,396	956,449
11868 TROY DR UNDERPASS	208,119	198,479
10165 WEST TOWNE PATH	1,176,860	50,710
12614 WEST TOWNE PATH PHASE 2	200,000	200,000
	\$ 10,537,885	\$ 2,835,735

Engineering - Bicycle and Pedestrian

Project Overview

Project	Autumn Ridge Path	Project #	11859
Citywide Element	Land Use and Transportation	Project Type	Project

Project Description

This project funds the construction of 0.6 miles of new multi-use path from Milwaukee Street to Ziegler Road including a new pedestrian and bicycle overpass of State Highway 30. The goal of this project is to provide increased pedestrian and bicycle connectivity from the Capital City Path to north east neighborhoods in the City. Federal funding has been approved for the project from the Metropolitan Planning Organization (MPO).

Project Budget by Funding Source

	2023	2024	2025	2026	2027	2028
GF GO Borrowing	-	3,180,000	-	-	-	-
TOTAL	\$ -	\$ 3,180,000	\$ -	\$ -	\$ -	\$ -

Project	Badger Rusk Path	Project #	14143
Citywide Element	Land Use and Transportation	Project Type	Project

Project Description

This project funds the construction of a new multi-use path along Badger Road and North Rusk Avenue from the existing beltline overpass to Nygard Street. This project has been identified in the Southside Neighborhood Plan. The project has been awarded federal funding through the Transportation Alternatives Program. Funding for 2023 is for design and 2025 is for construction.

Project Budget by Funding Source

	2023	2024	2025	2026	2027	2028
GF GO Borrowing	50,000	100,000	453,000	-	-	-
Federal Sources	-	-	667,000	-	-	-
TOTAL	\$ 50,000	\$ 100,000	\$ 1,120,000	\$ -	\$ -	\$ -

Project	Bikeways Program	Project #	10138
Citywide Element	Land Use and Transportation	Project Type	Program

Project Description

This program is for bicycle-related improvements and path resurfacing throughout the City. The goal of this program is to improve the pavement quality of the existing bike paths to meet City standards. Projects within this program are prioritized based on pavement quality rating of existing bikeways. Focus of funding in 2023 will be for path resurfacing near/through Elver Park, and new paths to close gaps in the network.

Project Budget by Funding Source

	2023	2024	2025	2026	2027	2028
GF GO Borrowing	600,000	600,000	600,000	600,000	648,000	698,000
Transfer From Other Restricted	210,000	-	-	-	-	-
TOTAL	\$ 810,000	\$ 600,000	\$ 600,000	\$ 600,000	\$ 648,000	\$ 698,000

Project **Capital City Path Segment 5 & 6** Project # **11158**
 Citywide Element **Land Use and Transportation** Project Type **Project**

Project Description

This project funds the construction of a new multi use path from Wagon Trail to the east side of Interstate Hwy 39/90. The project is in coordination with the extension further east being designed and constructed by Dane County. Federal Funding to cover a portion of construction costs is anticipated.

Project Budget by Funding Source

	2023	2024	2025	2026	2027	2028
GF GO Borrowing	-	740,000	-	-	-	-
Federal Sources	-	1,110,000	-	-	-	-
TOTAL	\$ -	\$ 1,850,000	\$ -	\$ -	\$ -	\$ -

Project **Hermina Street - Starkweather Creek Ped Bike Bridge** Project # **13664**
 Citywide Element **Land Use and Transportation** Project Type **Project**

Project Description

This project funds the construction of a new pedestrian and bike overpass of the Starkweather Creek at Hermina Street. The goal of this project is to provide increased pedestrian and bicycle connectivity for the Darbo-Worthington-Starkweather neighborhood, as recommended in the Neighborhood Plan.

Project Budget by Funding Source

	2023	2024	2025	2026	2027	2028
GF GO Borrowing	550,000	-	-	-	-	-
TOTAL	\$ 550,000	\$ -	\$ -	\$ -	\$ -	\$ -

Project **Main Street Improvements** Project # **13015**
 Citywide Element **Land Use and Transportation** Project Type **Project**

Project Description

This project funds the design and construction of an improved bike boulevard on West Main Street. The goal of the project is to increase bike and pedestrian mobility and improve connectivity to the surrounding neighborhoods. The project's scope includes a bike boulevard on West Main Street from Proudfit Street to Fairchild Street. Construction is planned for 2023. Federal Transportation Alternatives Program funding has been secured for the project. The local share of the project is funded by TIF.

Project Budget by Funding Source

	2023	2024	2025	2026	2027	2028
Non-GF GO Borrowing	120,000	-	-	-	-	-
Federal Sources	180,000	-	-	-	-	-
TOTAL	\$ 300,000	\$ -	\$ -	\$ -	\$ -	\$ -

Project **Safe Routes Grants** Project # **11112**
 Citywide Element **Land Use and Transportation** Project Type **Program**

Project Description

This program provides property owners with a grant that pays 50% of a property owner’s sidewalk assessment for new installations. Eligible projects include those that install sidewalk adjacent to an existing street where the right of way was annexed prior to 1981 or where the properties were developed prior to being annexed to the City. The project must also be located in an area where the frontage is at least 70% single family or two family dwelling units.

Project Budget by Funding Source

	2023	2024	2025	2026	2027	2028
GF GO Borrowing	100,000	100,000	104,000	109,000	114,000	120,000
TOTAL	\$ 100,000	\$ 100,000	\$ 104,000	\$ 109,000	\$ 114,000	\$ 120,000

Project **Sidewalk Program** Project # **10148**
 Citywide Element **Land Use and Transportation** Project Type **Program**

Project Description

This program is for repairs to defective sidewalks and installation of new sidewalk. The goal of this program is to provide consistent maintenance of sidewalks for safe conditions and reduced chance of injury and also to improve and maintain ADA compliance. Each year the Sidewalk Program repairs sidewalk in two or three Aldermanic Districts on a 10-year replacement cycle. In 2023, this program has planned sidewalk improvements for Aldermanic Districts 12 & 18. This program also funds repair and replacement of the City's tree grates, as well as small infill sidewalk projects where gaps exist in the sidewalk network.

Project Budget by Funding Source

	2023	2024	2025	2026	2027	2028
GF GO Borrowing	2,315,000	2,326,000	2,419,000	2,540,000	2,667,000	2,800,000
Special Assessment	1,200,000	1,260,000	1,310,000	1,376,000	1,445,000	1,517,000
TOTAL	\$ 3,515,000	\$ 3,586,000	\$ 3,729,000	\$ 3,916,000	\$ 4,112,000	\$ 4,317,000

Project **Troy Drive Railroad Bridge** Project # **11868**
 Citywide Element **Land Use and Transportation** Project Type **Project**

Project Description

This project funds the reconstruction of the railroad bridge over Troy Drive. The proposed bridge would span the right of way and allow for reconstruction of Troy Drive to include sidewalk on both sides and bike facilities. The goal of this project is to improve pedestrian and bicycle safety along Troy Drive.

Project Budget by Funding Source

	2023	2024	2025	2026	2027	2028
GF GO Borrowing	1,342,200	-	-	-	-	-
State Sources	3,068,800	-	-	-	-	-
TOTAL	\$ 4,411,000	\$ -	\$ -	\$ -	\$ -	\$ -

Project	West Towne Path - Phase 3	Project #	13014
Citywide Element	Land Use and Transportation	Project Type	Project

Project Description

This project funds the design and construction of a new protected, multi-use path along Plaza Drive and Watts Road. The goal of the project is to increase bike and pedestrian mobility and improve connectivity to the surrounding neighborhoods. This project will complete the West Towne Path from Commerce Drive to S. Junction Road. Funding in 2023 is for construction. Federal Transportation Alternatives Program funding has been secured for the project.

Project Budget by Funding Source

	2023	2024	2025	2026	2027	2028
GF GO Borrowing	218,000	-	-	-	-	-
Federal Sources	352,000	-	-	-	-	-
TOTAL	\$ 570,000	\$ -	\$ -	\$ -	\$ -	\$ -

Project	West Towne Path Phase 2	Project #	12614
Citywide Element	Land Use and Transportation	Project Type	Project

Project Description

This project funds the construction of a new multi use path from High Point Road to Gammon Road, and the project can be split into two phases; the first phase is from High Point Road to Zor Shrine Road in 2023, and the second phase from Zor Shrine Road to Gammon Road in 2028. The goal of the project is to increase bike and pedestrian mobility and improve connectivity to the surrounding neighborhoods. It is anticipated that this project will be awarded Federal Funds.

Project Budget by Funding Source

	2023	2024	2025	2026	2027	2028
GF GO Borrowing	528,000	-	-	-	-	1,000,000
TOTAL	\$ 528,000	\$ -	\$ -	\$ -	\$ -	\$ 1,000,000

Engineering - Bicycle and Pedestrian

2023 Appropriation Schedule

2023 Appropriation

Executive Budget

	Request	GO Borrowing	Other	Total
Badger Rusk Path	50,000	50,000	-	50,000
Bikeways Program	1,160,000	600,000	210,000	810,000
Hermina Street - Starkweather Creek Ped Bike Bridge	550,000	550,000	-	550,000
Main Street Improvements	300,000	120,000	180,000	300,000
Safe Routes Grants	100,000	100,000	-	100,000
Sidewalk Program	3,515,000	2,315,000	1,200,000	3,515,000
Troy Drive Railroad Bridge	4,411,000	1,342,200	3,068,800	4,411,000
West Towne Path - Phase 3	570,000	218,000	352,000	570,000
West Towne Path Phase 2	528,000	528,000	-	528,000
	\$ 11,184,000	\$ 5,823,200	\$ 5,010,800	\$ 10,834,000

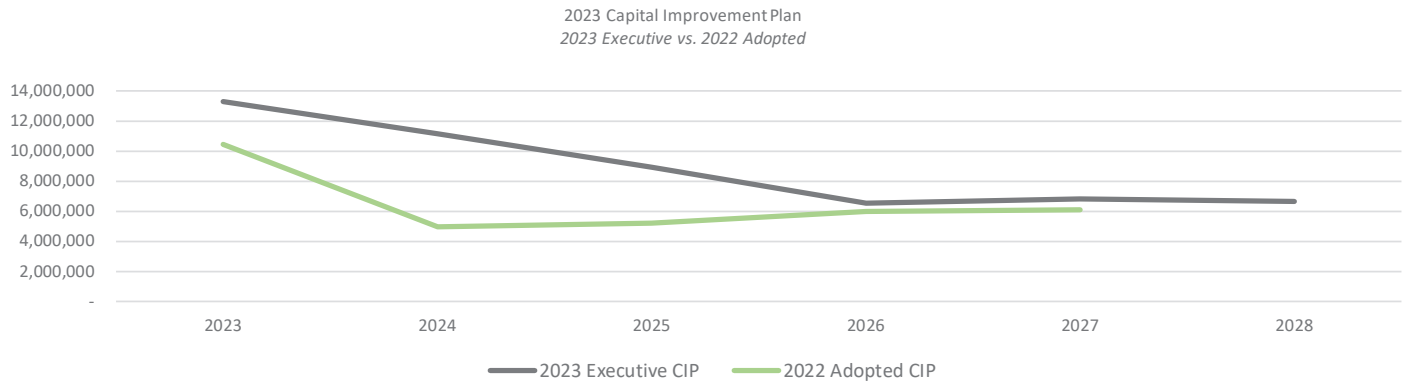
Engineering - Facilities Management

Capital Improvement Plan

Project Summary: Executive

	2023	2024	2025	2026	2027	2028
CCB Improvements	1,200,000	350,000	350,000	350,000	350,000	350,000
CCB Office Remodels	4,650,000	5,200,000	3,300,000	-	-	-
Energy Improvements	2,830,080	2,700,000	2,700,000	2,700,000	3,500,000	3,300,000
Engineering Service Building Improvements	895,000	-	-	-	-	-
Facility Electrical Improvements to Support Electric Vehic	300,000	350,000	400,000	450,000	500,000	550,000
Fairchild Building Improvements	743,245	-	-	-	-	-
Fire Building Improvements	295,000	295,000	340,000	520,000	750,000	825,000
General Building Improvements	530,000	350,000	370,000	390,000	410,000	430,000
Horizon List Planning	100,000	50,000	50,000	50,000	50,000	50,000
Park Facility Improvements	450,000	900,000	450,000	325,000	75,000	75,000
Police Building Improvements	420,535	411,100	392,900	573,080	412,300	266,000
Streets Facility Improvements	525,000	525,000	575,000	1,175,000	775,000	825,000
Town of Madison Town Hall	350,000	-	-	-	-	-
	\$ 13,288,860	\$ 11,131,100	\$ 8,927,900	\$ 6,533,080	\$ 6,822,300	\$ 6,671,000

Changes from 2022 CIP



Major Changes

- CCB Improvements
 - Project budget increased \$901k in GF GO borrowing in 2023 and \$250k per year in 2024 through 2027
 - 2023 cost increases will support several significant improvements, including end-of-life emergency generator, electrical panel replacement, window replacement, lighting control upgrades, air handling unit #7 replacement, and a condensate pump replacement, while out-year estimates have been increased to better align with historical costs
- CCB Remodel
 - \$8.5m in GF GO borrowing moved from Horizon List to CIP to support phases 3 and 4, with phase 3 design and bidding in 2023 and construction in 2024, and phase 4 design and bidding in 2024 and construction in 2025.
- Engineering Service Building Improvements
 - New \$895k project added to CIP in 2023 to remodel and expand the locker rooms and add a comfort room for nursing mothers at Emil Street to support the growing, diverse workforce
 - Project is supported by a combination of GF GO borrowing, Stormwater GO borrowing, Sewer Revenue Bonds, and Landfill Reserves
- Facility Electrical Improvements to Support Electric Vehicles
 - New \$2.5m GF GO funding-supported program added to CIP to upgrade electrical capacity and existing city facilities to support ongoing conversion of the City Fleet to electric vehicles
- Fairchild Building Improvements
 - Project budget increased by \$200k GF GO borrowing to reflect inflationary pressure on the costs of mechanical and electrical work
- General Building Improvements
 - Program budget increased \$200k in 2023 to support installation of bi-polar ionization for improved ventilation/air quality in city facilities
- Town of Madison Town Hall
 - New \$350k project added in 2023 to fund improvements to the Town of Madison Town Hall site and facilities to temporarily accommodate various City agencies in need of additional space

Engineering - Facilities Management

Budget Overview

2023 CIP by Expenditure Type

	2023	2024	2025	2026	2027	2028
Building	13,188,860	11,081,100	8,877,900	6,483,080	6,772,300	6,621,000
Other	100,000	50,000	50,000	50,000	50,000	50,000
Total Expenditures	\$ 13,288,860	\$ 11,131,100	\$ 8,927,900	\$ 6,533,080	\$ 6,822,300	\$ 6,671,000

2023 CIP by Funding Source

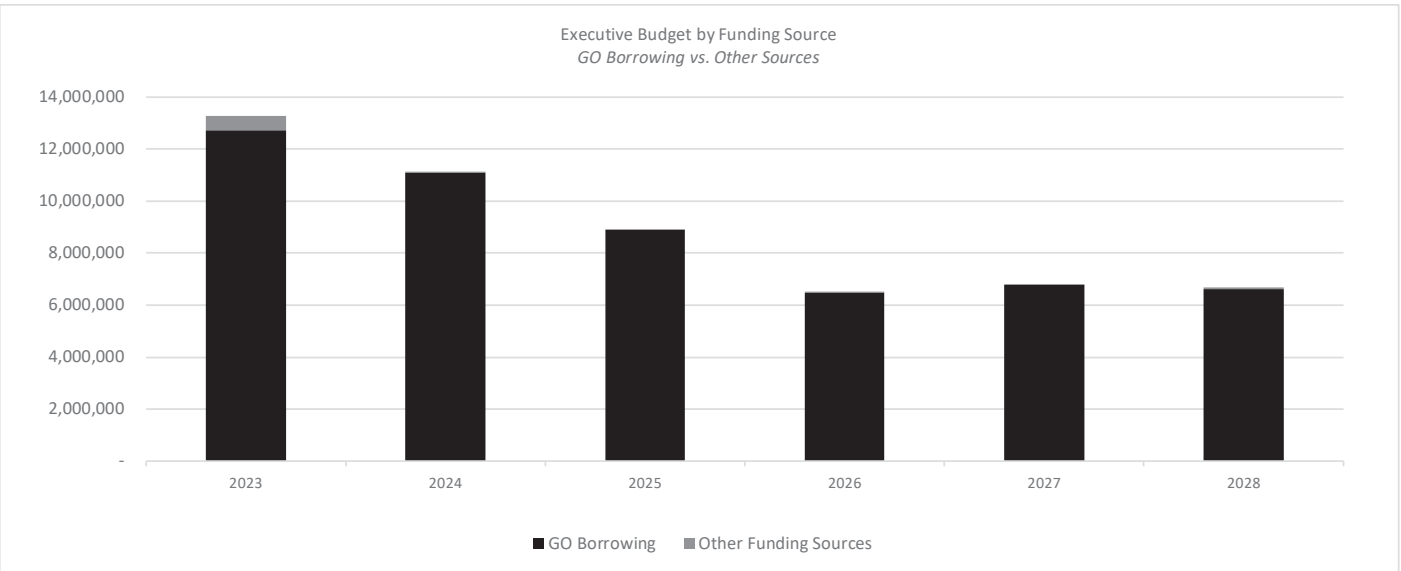
	2023	2024	2025	2026	2027	2028
GF GO Borrowing	12,443,360	11,091,100	8,887,900	6,493,080	6,782,300	6,631,000
Non-GF GO Borrowing	268,500	-	-	-	-	-
Reserves Applied	89,500	-	-	-	-	-
Revenue Bonds	447,500	-	-	-	-	-
State Sources	40,000	40,000	40,000	40,000	40,000	40,000
Total Funding	\$ 13,288,860	\$ 11,131,100	\$ 8,927,900	\$ 6,533,080	\$ 6,822,300	\$ 6,671,000

Borrowing Summary

	2023	2024	2025	2026	2027	2028
Borrowing Schedule						
General Fund GO Borrowing	12,443,360	11,091,100	8,887,900	6,493,080	6,782,300	6,631,000
Non-General Fund GO Borrowing	268,500	-	-	-	-	-
Total GO Borrowing	\$ 12,711,860	\$ 11,091,100	\$ 8,887,900	\$ 6,493,080	\$ 6,782,300	\$ 6,631,000

Annual Debt Service

General Fund GO Borrowing	1,617,637	1,441,843	1,155,427	844,100	881,699	862,030
Non-General Fund GO Borrowing	34,905	-	-	-	-	-



Engineering - Facilities Management

Budget Overview

Carry Forward GO Borrowing

	Unused Appropriation Authority	Reauthorized GO Borrowing
12394 CCB ENGINEERING FURNITURE PURCHASE	0	-
13667 CCB OFFICE REMODELS	1,220,463	909,296
10561 CITY COUNTY BUILDING IMPROVEMENTS	309,020	-
10562 ENERGY IMPROVEMENTS	1,904,319	870,217
11078 FAIRCHILD BLDG IMPROVEMENTS	1,269,002	1,000,000
10560 FIRE BUILDING IMPROVEMENTS	731,652	546,860
10549 GENERAL BUILDING IMPROVEMENTS	163,432	100,000
12641 HORIZON LIST PLANNING	100,234	85,000
11983 JUDGE DOYLE SQUARE	(0)	-
10564 PARK FACILITY IMPROVEMENTS	1,850,042	1,433,296
13341 POLICE BUILDING IMPROVEMENTS	533,450	350,000
11079 SAYLE ST FACILITY IMPROVEMENTS	252,173	150,000
10565 STREETS FACILITY IMPROVEMENTS	431,242	445,000
	\$ 8,765,031	\$ 5,889,669

Engineering - Facilities Management

Project Overview

Project	CCB Improvements	Project #	10561
Citywide Element	Green and Resilient	Project Type	Program

Project Description

This program funds the City’s portion of shared City and County facility projects scheduled for the City County Building (CCB), a 65+ year old building. The goal of this program is to support necessary repair and maintenance work initiated by Dane County facilities maintenance staff. Projects funded in this program generally include electrical, heating and cooling, plumbing, and other building updates. Projects planned in 2023 include Emergency Generator Replacement, Electrical Panels Replacements, Exterior Windows Replacements (partially DOE funded), Lighting Controls Improvements (partially DOE funded), Air Handling Unit #7 Replacement, and a Condensate Pump Replacement.

Project Budget by Funding Source

	2023	2024	2025	2026	2027	2028
GF GO Borrowing	1,200,000	350,000	350,000	350,000	350,000	350,000
TOTAL	\$ 1,200,000	\$ 350,000	\$ 350,000	\$ 350,000	\$ 350,000	\$ 350,000

Project	CCB Office Remodels	Project #	13667
Citywide Element	Effective Government	Project Type	Program

Project Description

This project is for the design and remodel of various offices in the CCB. The goal of the project is to replace decades old building systems, optimize and expand the usage of available space, and improve work spaces and meeting rooms spaces for City agencies including Civil Rights, Information Technology, Common Council Offices, Office of the Independent Monitor, Attorney, Finance, Mayor’s Office, Assessor, Clerk, and Treasurer. The project’s scope includes design, construction, office workstations, audiovisual equipment, moving costs, rental of temporary facilities, and staff costs. Master planning for levels 1, 4, and 5 was completed in 2021 (phase 1) . The remaining design and construction is organized into three phases. Phase 2 is to complete the design/bid documents (in 2022) and construction (in 2023) for Assessor, Clerk, Treasurer, and Civil Rights (moving to Parks current area) at level 1; and Office of the Independent Monitor, and Common Council Offices at level 5 (in the former Human Resources space facing Martin Luther King Jr. Boulevard). Phase 3 is to complete the design and construction for the Attorney’s Office, Mayor’s Office, Finance at level 4; and IT Helpdesk and other users at level 5. Phase 4 is to complete the design and construction for Information Technology and other users at level 5.

Project Budget by Funding Source

	2023	2024	2025	2026	2027	2028
GF GO Borrowing	4,650,000	5,200,000	3,300,000	-	-	-
TOTAL	\$ 4,650,000	\$ 5,200,000	\$ 3,300,000	\$ -	\$ -	\$ -

Project
Citywide Element

**Energy Improvements
Green and Resilient**

Project # **10562**
Project Type **Program**

Project Description

This program is for implementation of energy efficiency improvements. The goals of the program are to meet the 100% Renewable Madison plan at City-owned sites and facilities, support energy efficiency, and reduce energy demand. Projects supported by this program include supplying distributed renewable energy via solar photovoltaic (PV) panels, installation of LED lighting, retro-commissioning and building automation upgrades. Solar projects planned in 2023 include design and installations at State Street Ramp, Bartillon Men's Permanent Shelter, Madison Public Market, Door Creek Shelter, Imagination Center at Reindahl Park, CDA-Tenney Park Apartments, WU-Paterson Operations Building, Fire Station 09, Fire Station 06, Tenney Park Beach Shelter, and Tenney Park Pavilion. LED lighting projects planned in 2023 include design and installation at Water Utility (design only at Heim Building), Fairchild Building, Fire Station 02, and Fire Station 08. Engineering staff estimates that these projects will result in approximately \$125,000 in operating savings in each year of the CIP due to lower utility costs and maintenance staff time.

Project Budget by Funding Source

	2023	2024	2025	2026	2027	2028
GF GO Borrowing	2,790,080	2,660,000	2,660,000	2,660,000	3,460,000	3,260,000
State Sources	40,000	40,000	40,000	40,000	40,000	40,000
TOTAL	\$ 2,830,080	\$ 2,700,000	\$ 2,700,000	\$ 2,700,000	\$ 3,500,000	\$ 3,300,000

Project
Citywide Element

**Engineering Service Building Improvements
Green and Resilient**

Project # **10192**
Project Type **Program**

Project Description

This program is for scheduled improvements to the City's Engineering Services Building. The goal of this program is to maintain and improve the City's Engineering Services Building to optimize service operations and work conditions and to lower energy costs by implementing energy efficiency components within the improvement projects. Projects funded in this program included replacement of energy-using building systems and components that have exceeded their useful life. 2023 includes two proposed projects: 1) To remodel an existing storage room into a comfort room for nursing mothers in support of APM 2-50 "Lactation Policy For Breastfeeding Employees and Visitors," and 2) a remodel to the existing locker rooms and an existing large conference room to expand space to serve the needs of a significant growth in field staff (approximately 80 field staff) and to support APM 2-52 "Inclusive Workplace – Transgender Gender Non-Conforming, and Non-Binary Employees".

Project Budget by Funding Source

	2023	2024	2025	2026	2027	2028
GF GO Borrowing	89,500	-	-	-	-	-
Non-GF GO Borrowing	268,500	-	-	-	-	-
Reserves Applied	89,500	-	-	-	-	-
Revenue Bonds	447,500	-	-	-	-	-
TOTAL	\$ 895,000	\$ -	\$ -	\$ -	\$ -	\$ -

Project **Facility Electrical Improvements to Support Electric Vehicle** Project # **14140**
 Citywide Element **Green and Resilient** Project Type **Program**

Project Description

This program is to fund improvements to electrical systems at City-owned sites and facilities to accommodate added load from electric vehicle chargers. Fleet Service is transitioning the City’s fleet to more electric vehicles as part of the 100% Renewable Madison plan. These electrical vehicles will be stored and charged at facilities with electrical systems that were not designed with the capacity to support electric vehicle chargers. These electrical systems will need to be upgraded with additional capacity before the electric vehicle chargers can be installed. Expected projects to pursue in 2023 include Fire Station 01, Fire Station 07, Goodman Park Maintenance Facility, and Water Utility Paterson Vehicle Storage.

Project Budget by Funding Source

	2023	2024	2025	2026	2027	2028
GF GO Borrowing	300,000	350,000	400,000	450,000	500,000	550,000
TOTAL	\$ 300,000	\$ 350,000	\$ 400,000	\$ 450,000	\$ 500,000	\$ 550,000

Project **Fairchild Building Improvements** Project # **11078**
 Citywide Element **Green and Resilient** Project Type **Project**

Project Description

This project is for building improvements at the City’s Fairchild Building (originally built in 1927). Major work includes replacing past useful life mechanical systems (boiler, distribution, terminal units, and ventilation) throughout the facility with code-compliant systems, modernize the main 1920s era electrical service panels and circuitry through the facility, and to address structural deficiencies identified and detailed by a 2020 third-party professional structural engineer report. Current uses in the building include housing Parking Enforcement vehicles, Police Department vehicles and general storage, Parks Mall Maintenance vehicles/equipment and storage, art storage, and general city surplus storage.

Project Budget by Funding Source

	2023	2024	2025	2026	2027	2028
GF GO Borrowing	743,245	-	-	-	-	-
TOTAL	\$ 743,245	\$ -	\$ -	\$ -	\$ -	\$ -

Project **Fire Building Improvements** Project # **10560**
 Citywide Element **Green and Resilient** Project Type **Program**

Project Description

This program is for scheduled improvements to the City’s fourteen Madison Fire Department stations and administration offices. The goal of this program is to maintain and improve the City’s Fire facilities to optimize service operations and work conditions, and to lower energy costs by implementing energy efficiency components within the improvement projects. Projects funded in this program include building, mechanical, and utility system upgrades at fire stations. Projects planned for 2023 include replacement of Fire Station 01 water heater, Fire Station 04 water heater, Fire Station 05 roof, Fire Station 08 overhead door operators, Fire Station 08 water heater, Fire Station 09 water softener, Fire Station 10 water heater, Fire Station 10 apparatus bay heaters, and Fire Station 11 apparatus bay heaters.

Project Budget by Funding Source

	2023	2024	2025	2026	2027	2028
GF GO Borrowing	295,000	295,000	340,000	520,000	750,000	825,000
TOTAL	\$ 295,000	\$ 295,000	\$ 340,000	\$ 520,000	\$ 750,000	\$ 825,000

Project **General Building Improvements** Project # **10549**
 Citywide Element **Green and Resilient** Project Type **Program**

Project Description

This program is for scheduled improvements and unplanned repairs to City-owned facilities. The goal of this program is to maintain and improve the City’s facilities to optimize service operations and work conditions, and to lower energy costs by implementing energy efficiency components within the improvement projects. Projects funded in this program include building, mechanical, and utility system upgrades at City-owned facilities. Program includes \$530,000 in 2023 for unscheduled replacement of building systems and for installation of bipolar ionization systems in Engineering maintained facilities for improved health outcomes.

Project Budget by Funding Source

	2023	2024	2025	2026	2027	2028
GF GO Borrowing	530,000	350,000	370,000	390,000	410,000	430,000
TOTAL	\$ 530,000	\$ 350,000	\$ 370,000	\$ 390,000	\$ 410,000	\$ 430,000

Project **Horizon List Planning** Project # **12641**
 Citywide Element **Effective Government** Project Type **Program**

Project Description

This program is for fully scoping facility projects identified on the capital budget Horizon List. The goal of this program is to provide accurate project scope with a detailed cost estimate to ensure readiness of proposed capital projects. Projects planned in 2023 include completing a study of the City-owned Sayle Street facility for scenarios to remodel/ improve current conditions.

Project Budget by Funding Source

	2023	2024	2025	2026	2027	2028
GF GO Borrowing	100,000	50,000	50,000	50,000	50,000	50,000
TOTAL	\$ 100,000	\$ 50,000	\$ 50,000	\$ 50,000	\$ 50,000	\$ 50,000

Project **Park Facility Improvements** Project # **10564**
 Citywide Element **Green and Resilient** Project Type **Program**

Project Description

This program is for improvements and ongoing building maintenance at Parks facilities. The goals of this program are to provide quality park facilities to the community and to lower energy costs by implementing energy efficiency components within the improvement projects. Projects in 2023 include Rennebohm Shelter Improvements and General Park Facility Improvements.

Project Budget by Funding Source

	2023	2024	2025	2026	2027	2028
GF GO Borrowing	450,000	900,000	450,000	325,000	75,000	75,000
TOTAL	\$ 450,000	\$ 900,000	\$ 450,000	\$ 325,000	\$ 75,000	\$ 75,000

Project
Citywide Element

Police Building Improvements
Health and Safety

Project # **13341**
Project Type **Program**

Project Description

This program is for scheduled improvements to the City’s six Police District Stations, and the Police Training Center. The goal of this program is to maintain and improve the City’s Police facilities to optimize service operations and work conditions, and to lower energy costs by implementing energy efficiency components within the improvement projects. Projects funded in this program include building, mechanical, and utility system upgrades at police stations. Projects planned for 2023 include South District roof replacement and parking lot seal coat, East District parking lot seal coat, West District parking lot replacement and rubber floor replacement, Midtown District parking lot seal coat, and Training Center parking lot seal coat.

Project Budget by Funding Source

	2023	2024	2025	2026	2027	2028
GF GO Borrowing	420,535	411,100	392,900	573,080	412,300	266,000
TOTAL	\$ 420,535	\$ 411,100	\$ 392,900	\$ 573,080	\$ 412,300	\$ 266,000

Project
Citywide Element

Streets Facility Improvements
Green and Resilient

Project # **10565**
Project Type **Program**

Project Description

This program is for improvements to the four Streets Division facilities. The goal of this program is to maintain and improve the City’s Streets facilities to optimize service operations and working conditions and to lower energy costs by implementing energy efficiency components within the improvement projects. Projects funded in this program include updates to existing building systems such as HVAC and electrical. Expected notable projects planned for 2023 include replacement of emergency generators at Streets West Badger and East Streets (Sycamore).

Project Budget by Funding Source

	2023	2024	2025	2026	2027	2028
GF GO Borrowing	525,000	525,000	575,000	1,175,000	775,000	825,000
TOTAL	\$ 525,000	\$ 525,000	\$ 575,000	\$ 1,175,000	\$ 775,000	\$ 825,000

Project
Citywide Element

Town of Madison Town Hall
Effective Government

Project # **14357**
Project Type **Project**

Project Description

This project is for improvements to the Town of Madison Town Hall site and facilities at 2120 Fish Hatchery Road. The goal of this project is to repair and improve the Town Hall site and facilities to temporarily accommodate various City agencies in need of additional space. Projects planned for 2023 include salvage and removal of existing contents, exterior enclosure repair to protect from air and water intrusion, finishes and furnishings work, emergency egress lighting upgrades, parking lot patching, and miscellaneous projects to meet building code requirements. This funding is contingent on the City acquiring the Town Hall site through the Town of Madison final attachment.

Project Budget by Funding Source

	2023	2024	2025	2026	2027	2028
GF GO Borrowing	350,000	-	-	-	-	-
TOTAL	\$ 350,000	\$ -	\$ -	\$ -	\$ -	\$ -

Engineering - Facilities Management

2023 Appropriation Schedule

2023 Appropriation

Executive Budget

	Request	GO Borrowing	Other	Total
CCB Improvements	1,577,000	1,200,000	-	1,200,000
CCB Office Remodels	4,650,000	4,650,000	-	4,650,000
Energy Improvements	2,830,080	2,790,080	40,000	2,830,080
Engineering Service Building Improvements	895,000	358,000	537,000	895,000
Facility Electrical Improvements to Support Electric Vehicles	300,000	300,000	-	300,000
Fairchild Building Improvements	743,245	743,245	-	743,245
Fire Building Improvements	295,000	295,000	-	295,000
General Building Improvements	530,000	530,000	-	530,000
Horizon List Planning	50,000	100,000	-	100,000
Park Facility Improvements	450,000	450,000	-	450,000
Police Building Improvements	420,535	420,535	-	420,535
Streets Facility Improvements	525,000	525,000	-	525,000
Town of Madison Town Hall	-	350,000	-	350,000
	\$ 13,265,860	\$ 12,711,860	\$ 577,000	\$ 13,288,860

Engineering - Major Streets

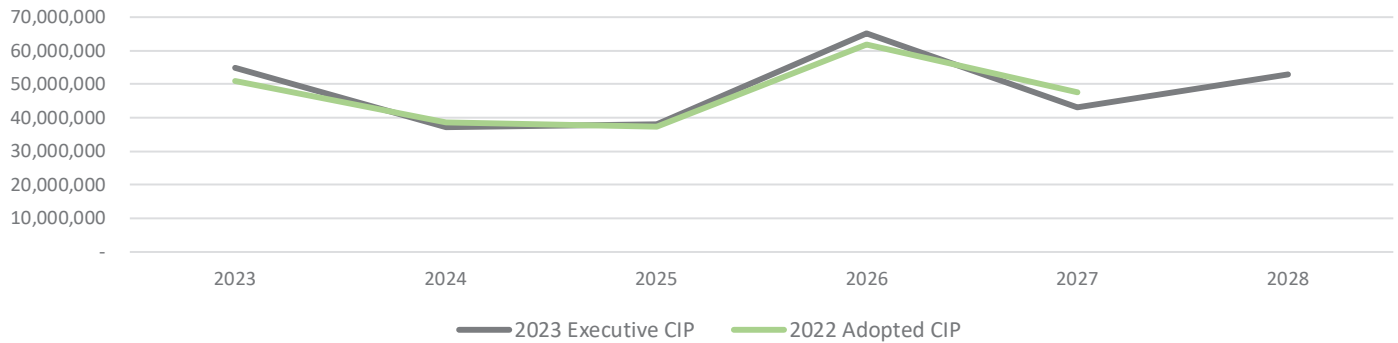
Capital Improvement Plan

Project Summary: Executive

	2023	2024	2025	2026	2027	2028
Atwood Avenue	6,714,000	-	-	-	-	-
Bridge Repair	170,000	170,000	177,000	186,000	195,000	205,000
High Point/Raymond/MidTown	760,000	-	-	-	1,000,000	11,364,000
John Nolen Drive	-	-	5,000	19,232,000	2,388,000	-
Mineral Point Road	280,000	-	-	5,150,000	-	-
Outer Capitol Loop Southeast	-	2,341,000	-	-	-	-
Park Street, South (Olin To RR)	155,000	-	-	1,040,000	-	-
Pavement Management	16,305,000	16,657,000	20,504,000	20,805,000	20,984,000	21,933,000
Pleasant View Road - Phase 1	3,684,000	-	-	-	-	-
Railroad Crossings	6,000,000	-	-	-	-	-
Reconstruction Streets	20,829,000	16,051,000	17,247,000	18,748,000	18,603,000	19,536,000
Wilson St (MLK to King)	-	1,982,000	-	-	-	-
	\$ 54,897,000	\$ 37,201,000	\$ 37,933,000	\$ 65,161,000	\$ 43,170,000	\$ 53,038,000

Changes from 2022 CIP

2023 Capital Improvement Plan
2023 Executive vs. 2022 Adopted



Major Changes

- Atwood Avenue
 - Project budget increased \$761k, including \$520k in GO borrowing and \$150k in special assessments, to reflect final project plans and inflation
- High Point/Raymond Road
 - \$13.1m project added to CIP to extend High Point Road and realign Raymond and Mid Town Roads
 - Funding in 2023 will support additional design work, with funding in 2027 for real estate acquisition and 2028 for construction
- John Nolen Drive
 - The City received an additional \$2.1m in Federal funding, so GF GO borrowing was reduced by an equivalent amount
- Mineral Point Road
 - Project advanced from 2027 to 2026 to reflect updated Wisconsin Department of Transportation scheduling
- Outer Capitol Loop Southeast
 - Project delayed from 2023 to 2024 to allow for coordination with the Judge Doyle Square development
- Pavement Management
 - Program budget decreased \$900k in 2023 to reflect changes in multiple funding sources, including a \$1.3m decrease in Sewer borrowing, a \$583k decrease in Stormwater borrowing, a \$160k decrease in reserves applied, a \$1.2m increase in TID supported borrowing, and other updated estimates
- Railroad Crossings
 - 2023 budget increased to \$1m in GF GO Borrowing and \$5m in federal sources to reflect a grant application to the Federal Railroad Administration for Railroad Crossing Safety Improvements, which includes a 20% local match; funding is contingent upon awarding of the grant
- Reconstruction Streets
 - GF GO Borrowing decreased by \$4.1m from 2023-2025; reduction is partially offset by increases in non-GF GO Borrowing and Reserves applied to reflect shifting Stormwater costs between years and updated project estimates

Engineering - Major Streets

Budget Overview

2023 CIP by Expenditure Type

	2023	2024	2025	2026	2027	2028
Bridge	170,000	170,000	177,000	186,000	195,000	205,000
Land	-	-	-	-	1,000,000	-
Sanitary Sewer	9,437,000	7,799,000	10,926,000	12,251,000	10,738,000	11,975,000
Stormwater Network	7,285,000	5,200,000	3,820,000	9,350,000	3,720,000	6,120,000
Street	38,005,000	24,032,000	23,010,000	43,374,000	27,517,000	34,738,000
Total Expenditures	\$ 54,897,000	\$ 37,201,000	\$ 37,933,000	\$ 65,161,000	\$ 43,170,000	\$ 53,038,000

2023 CIP by Funding Source

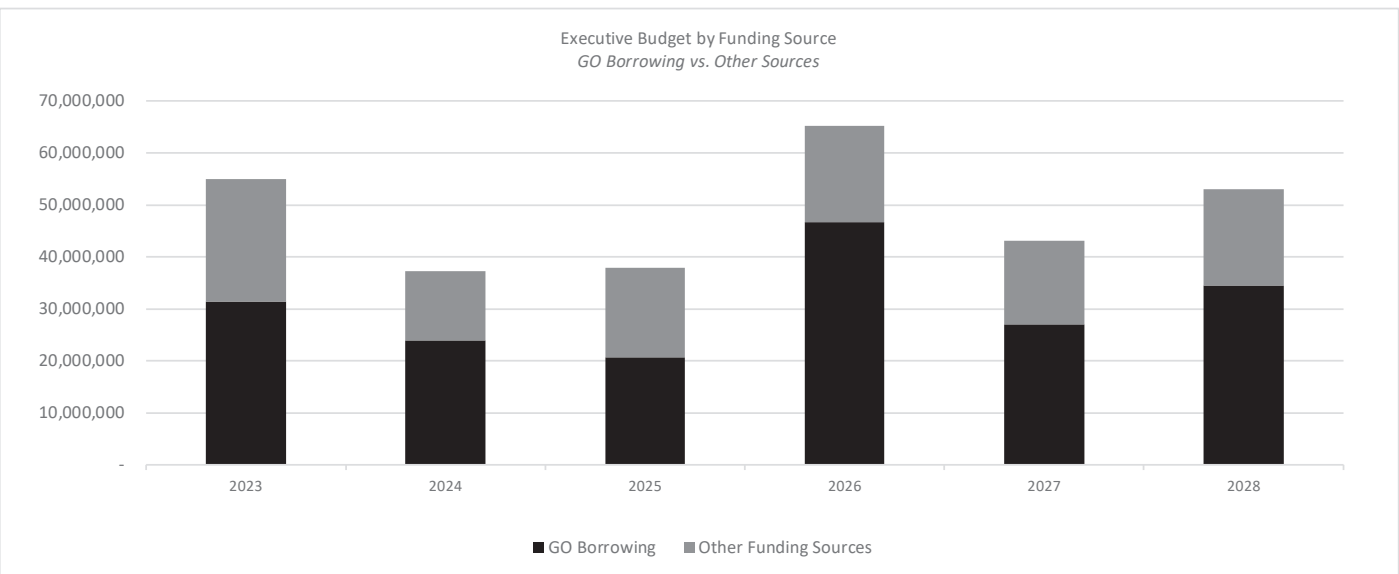
	2023	2024	2025	2026	2027	2028
GF GO Borrowing	26,120,000	20,140,000	17,887,000	39,582,000	24,546,000	30,580,000
Non-GF GO Borrowing	5,294,000	3,785,000	2,762,000	7,069,000	2,519,000	3,886,000
Federal Sources	5,000,000	-	-	-	-	-
Impact Fees	-	-	-	-	-	1,000,000
Municipal Capital Participate	486,000	-	-	-	-	-
Reserves Applied	3,197,000	3,626,000	4,841,000	6,395,000	4,910,000	5,654,000
Revenue Bonds	6,197,000	4,766,000	5,796,000	6,683,000	5,369,000	5,540,000
Special Assessment	5,178,000	4,659,000	4,922,000	5,207,000	5,601,000	6,153,000
State Sources	225,000	225,000	225,000	225,000	225,000	225,000
TIF Increment	3,200,000	-	1,500,000	-	-	-
Total Funding	\$ 54,897,000	\$ 37,201,000	\$ 37,933,000	\$ 65,161,000	\$ 43,170,000	\$ 53,038,000

Borrowing Summary

	2023	2024	2025	2026	2027	2028
Borrowing Schedule						
General Fund GO Borrowing	26,120,000	20,140,000	17,887,000	39,582,000	24,546,000	30,580,000
Non-General Fund GO Borrowing	5,294,000	3,785,000	2,762,000	7,069,000	2,519,000	3,886,000
Total GO Borrowing	\$ 31,414,000	\$ 23,925,000	\$ 20,649,000	\$ 46,651,000	\$ 27,065,000	\$ 34,466,000

Annual Debt Service

General Fund GO Borrowing	3,395,600	2,618,200	2,325,310	5,145,660	3,190,980	3,975,400
Non-General Fund GO Borrowing	688,220	492,050	359,060	918,970	327,470	505,180



Engineering - Major Streets

Budget Overview

Carry Forward GO Borrowing

	Unused Appropriation Authority	Reauthorized GO Borrowing
11984 ATWOOD AVE RECONSTRUCTION	31,600	238,702
13838 BLAIR ST	951,235	711,531
10538 BRIDGE REPAIR & REPLACEMENT	496,895	487,112
13061 CEDAR ST	208,988	-
11574 COTTAGE GROVE ROAD	368,501	76,498
13013 CTH AB INTERCHANGE	8,725,288	4,999,389
13835 CTH M	4,065,821	122,376
11130 GAMMON ROAD, SOUTH	1,416,103	517,290
12454 HIGH POINT RD AND RAYMOND RD	299,347	199,500
11786 INTERSTATE 94 INTERCHANGE STUDY	250,000	250,000
11860 JOHN NOLEN DRIVE	436,300	1,980,000
11164 MARTIN LUTHER KING JR BLVD	163,358	100,179
10245 MCKEE RD (CTH PD) IMPROVEMENTS	391,847	-
11131 MINERAL POINT RD (BELTLINE-HIGH PT)	124,000	100,000
10546 NEIGHBORHOOD TRAFFIC MGMT & PED IMP	28,554	-
10540 PAVEMENT MANAGEMENT	7,266,345	5,241,897
10284 PLEASANT VIEW ROAD	1,231,361	1,185,000
10218 RAILROAD CROSSINGS & QUIET ZONES	1,460,921	86,364
10226 RECONSTRUCTION STREETS	14,620,766	6,809,273
10204 RURAL TO URBAN STREETS	25,768	153,455
11133 S PARK ST (OLIN TO RR)	174,534	299,534
11132 S PARK ST (W WASH-OLIN, RR-BADGER)	216,176	167,686
11168 UNIVERSITY AVE (SHOREWOOD-UNIV BAY)	1,013,411	3,411,509
11459 WILSON ST (MLK - S HAMILTON)	105,691	-
	\$ 44,072,808	\$ 27,137,295

Engineering - Major Streets

Project Overview

Project	Atwood Avenue	Project #	11127
Citywide Element	Land Use and Transportation	Project Type	Project

Project Description

This project funds the reconstruction of Atwood Avenue from Fair Oaks Avenue to Cottage Grove Road to a three-lane boulevard with multi-use paths. Median and crosswalk enhancements are proposed for safe pedestrian crossing to Olbrich Gardens and Olbrich Park. The multi-use path will be utilized for the Lake Loop route around Lake Monona. A new pedestrian and bicycle bridge over the Starkweather Creek is included in the project. The goal of the project is to improve the facilities for pedestrians, bicyclists, motor vehicles and transit. Federal funds are approved by the Metropolitan Planning Organization (MPO). Funding shown is City cost share.

Project Budget by Funding Source

	2023	2024	2025	2026	2027	2028
GF GO Borrowing	4,530,000	-	-	-	-	-
Municipal Capital Participate	486,000	-	-	-	-	-
Reserves Applied	350,000	-	-	-	-	-
Revenue Bonds	797,000	-	-	-	-	-
Special Assessment	551,000	-	-	-	-	-
TOTAL	\$ 6,714,000	\$ -	\$ -	\$ -	\$ -	\$ -

Project	Bridge Repair	Project #	10538
Citywide Element	Land Use and Transportation	Project Type	Program

Project Description

This program is for repair, replacement, and painting of bridges to maintain a safe condition. The goal of this program is to provide safe bridges measured by routine evaluation. Project funding in this program includes bridge repair and resurfacing. Funding in 2023 is for epoxy resurfacing of bridge decks.

Project Budget by Funding Source

	2023	2024	2025	2026	2027	2028
GF GO Borrowing	170,000	170,000	177,000	186,000	195,000	205,000
TOTAL	\$ 170,000	\$ 170,000	\$ 177,000	\$ 186,000	\$ 195,000	\$ 205,000

Project	High Point/Raymond/MidTown	Project #	12454
Citywide Element	Land Use and Transportation	Project Type	Project

Project Description

This project funds the construction of a realignment of Raymond and Mid Town Roads as included in the High Point Raymond Neighborhood Development Plan. The project includes a multi use path, stormwater improvements and an extension of High Point Road. Funding in 2023 is for design, 2027 is for real estate acquisition, and 2028 is for construction.

Project Budget by Funding Source

	2023	2024	2025	2026	2027	2028
GF GO Borrowing	750,000	-	-	-	1,000,000	8,364,000
Non-GF GO Borrowing	-	-	-	-	-	1,300,000
Impact Fees	-	-	-	-	-	1,000,000
Reserves Applied	10,000	-	-	-	-	48,000
Revenue Bonds	-	-	-	-	-	50,000
Special Assessment	-	-	-	-	-	602,000
TOTAL	\$ 760,000	\$ -	\$ -	\$ -	\$ 1,000,000	\$ 11,364,000

Project **John Nolen Drive** Project # **11860**
 Citywide Element **Land Use and Transportation** Project Type **Project**

Project Description

This project is for replacing the causeway bridges on John Nolen Drive between North Shore Drive and Olin Avenue. The goal of the project is to improve the transportation safety for this corridor for pedestrians, bicycles, and motor vehicles. The project's scope includes replacing the six bridges on the John Nolen Drive causeway, which are approaching the end of their service life. The bike path is also planned to be reconstructed to create additional space for bike and pedestrian traffic, particularly where it is narrow over waterways. Pavement is planned for replacement in the corridor. Design is scheduled through 2025 and construction is scheduled for 2026-27. Federal funding for the project has been approved.

Project Budget by Funding Source

	2023	2024	2025	2026	2027	2028
GF GO Borrowing	-	-	-	17,732,000	2,388,000	-
Non-GF GO Borrowing	-	-	-	1,000,000	-	-
Reserves Applied	-	-	5,000	500,000	-	-
TOTAL	\$ -	\$ -	\$ 5,000	\$ 19,232,000	\$ 2,388,000	\$ -

Project **Mineral Point Road** Project # **11131**
 Citywide Element **Land Use and Transportation** Project Type **Project**

Project Description

This project funds the reconstruction of Mineral Point Road from the Beltline (USH 12/18) to High Point Road. The project is proposed to be reconstructed with new pavement, median, and multi-use path. Safety enhancements are proposed for the Mineral Point Road and High Point Road intersection. The goal of the project is to provide new pavement and enhance safety for pedestrians and bicyclists. Federal funding for the project has been approved. Funding shown is the City's cost share.

Project Budget by Funding Source

	2023	2024	2025	2026	2027	2028
GF GO Borrowing	280,000	-	-	1,100,000	-	-
Non-GF GO Borrowing	-	-	-	3,550,000	-	-
Reserves Applied	-	-	-	500,000	-	-
TOTAL	\$ 280,000	\$ -	\$ -	\$ 5,150,000	\$ -	\$ -

Project **Outer Capitol Loop Southeast** Project # **10303**
 Citywide Element **Land Use and Transportation** Project Type **Project**

Project Description

This project is for reconstructing the southeast section of the Outer Capitol Loop. The goal of this project is to improve the roadway's pavement quality rating and pedestrian experience. The pavement quality rating for the roadway is currently 4 of 10. The project's scope includes reconstruction of East Doty Street from Martin Luther King Jr. Boulevard to South Webster Street. Funding in 2024 is for construction.

Project Budget by Funding Source

	2023	2024	2025	2026	2027	2028
GF GO Borrowing	-	1,790,000	-	-	-	-
Reserves Applied	-	355,000	-	-	-	-
Special Assessment	-	196,000	-	-	-	-
TOTAL	\$ -	\$ 2,341,000	\$ -	\$ -	\$ -	\$ -

Project **Park Street, South (Olin To RR)** Project # **11133**
 Citywide Element **Land Use and Transportation** Project Type **Project**

Project Description

This project is for reconstructing South Park Street. The goal of the project is to improve the pavement quality of the roadway. The current pavement rating is 4 of 10. The project's scope includes South Park Street from the railroad to Olin Avenue. The project includes creating a new multi-use path and aligning the roadway for future BRT expansion. Design is planned for 2023 and construction is planned for 2026.

Project Budget by Funding Source

	2023	2024	2025	2026	2027	2028
GF GO Borrowing	150,000	-	-	600,000	-	-
Reserves Applied	5,000	-	-	417,000	-	-
Special Assessment	-	-	-	23,000	-	-
TOTAL	\$ 155,000	\$ -	\$ -	\$ 1,040,000	\$ -	\$ -

Project **Pavement Management** Project # **10540**
 Citywide Element **Land Use and Transportation** Project Type **Program**

Project Description

This program is for resurfacing, repair, crack sealants, and chip sealing on existing streets. The goal of the program is to extend the life of existing streets. Each year the program resurfaces 8-10 miles, chip seals approximately 75 miles, and crack seals approximately 75 miles. Projects planned in 2023 include: Hammersley, Broom/Henry/Wilson, W Main, Segoe/Sheboygan, S Pinckney & W Beltline Frontage Rd.

Project Budget by Funding Source

	2023	2024	2025	2026	2027	2028
GF GO Borrowing	10,575,000	10,575,000	11,018,000	11,594,000	12,174,000	12,783,000
Non-GF GO Borrowing	2,154,000	1,900,000	1,580,000	1,380,000	1,380,000	1,380,000
Reserves Applied	1,135,000	1,345,000	3,336,000	3,181,000	2,441,000	2,905,000
Revenue Bonds	1,400,000	1,765,000	2,900,000	2,913,000	3,309,000	3,100,000
Special Assessment	1,041,000	1,072,000	1,670,000	1,737,000	1,680,000	1,765,000
TOTAL	\$ 16,305,000	\$ 16,657,000	\$ 20,504,000	\$ 20,805,000	\$ 20,984,000	\$ 21,933,000

Project **Pleasant View Road - Phase 1** Project # **10284**
 Citywide Element **Land Use and Transportation** Project Type **Project**

Project Description

This project is for reconstructing Pleasant View Road from US-14 to Old Sauk Road. The project's scope includes construction of a four-lane roadway with multi-use path and sidewalk to replace the existing two lane roadway. This is a joint project with the City of Middleton, funding shown is the City's cost share. Construction is planned for 2023. Federal funding for this project is secured.

Project Budget by Funding Source

	2023	2024	2025	2026	2027	2028
GF GO Borrowing	3,350,000	-	-	-	-	-
Reserves Applied	99,000	-	-	-	-	-
Special Assessment	235,000	-	-	-	-	-
TOTAL	\$ 3,684,000	\$ -	\$ -	\$ -	\$ -	\$ -

Project **Railroad Crossings** Project # **10218**
 Citywide Element **Land Use and Transportation** Project Type **Program**

Project Description

This program is for installing safety infrastructure for railroad crossings. The goal of this program is to provide safe railroad crossings and improve the quality of neighborhoods adjacent to railroads. Projects planned for 2023 include a local 20% match for a federal grant application to the Federal Railroad Administration for Railroad Crossing Safety Improvements. This funding is contingent upon awarding of the grant.

Project Budget by Funding Source

	2023	2024	2025	2026	2027	2028
GF GO Borrowing	1,000,000	-	-	-	-	-
Federal Sources	5,000,000	-	-	-	-	-
TOTAL	\$ 6,000,000	\$ -	\$ -	\$ -	\$ -	\$ -

Project **Reconstruction Streets** Project # **10226**
 Citywide Element **Land Use and Transportation** Project Type **Program**

Project Description

This program is for replacing deteriorated streets to maintain neighborhood roadways. Projects funded include those where a full street replacement is necessary. Projects planned in 2023 include: Sommers, Center, Willard, Hudson, Miller, Lowell, Dempsey, Davies, Lake Mendota Dr, Doncaster, Beverly, Danbury, Blue Harvest, Feathers Edge, Owen, Schmitt & Harvey.

Project Budget by Funding Source

	2023	2024	2025	2026	2027	2028
GF GO Borrowing	5,315,000	6,385,000	6,692,000	8,370,000	8,789,000	9,228,000
Non-GF GO Borrowing	3,140,000	1,885,000	1,182,000	1,139,000	1,139,000	1,206,000
Reserves Applied	1,598,000	1,439,000	1,500,000	1,797,000	2,469,000	2,701,000
Revenue Bonds	4,000,000	3,001,000	2,896,000	3,770,000	2,060,000	2,390,000
Special Assessment	3,351,000	3,116,000	3,252,000	3,447,000	3,921,000	3,786,000
State Sources	225,000	225,000	225,000	225,000	225,000	225,000
TIF Increment	3,200,000	-	1,500,000	-	-	-
TOTAL	\$ 20,829,000	\$ 16,051,000	\$ 17,247,000	\$ 18,748,000	\$ 18,603,000	\$ 19,536,000

Project **Wilson St (MLK to King)** Project # **11543**
 Citywide Element **Land Use and Transportation** Project Type **Project**

Project Description

This project is for replacing the pavement on Wilson Street from Martin Luther King Jr Boulevard to King Street. The goal of this project is to improve the pavement rating, which is currently 4 of 10, and enhance the pedestrian and bicycle facilities along the corridor. The project's scope will construct a new cycle track along Wilson Street. Construction is planned for 2024.

Project Budget by Funding Source

	2023	2024	2025	2026	2027	2028
GF GO Borrowing	-	1,220,000	-	-	-	-
Reserves Applied	-	487,000	-	-	-	-
Special Assessment	-	275,000	-	-	-	-
TOTAL	\$ -	\$ 1,982,000	\$ -	\$ -	\$ -	\$ -

Engineering - Major Streets

2023 Appropriation Schedule

2023 Appropriation

Executive Budget

	Request	GO Borrowing	Other	Total
Atwood Avenue	6,714,000	4,530,000	2,184,000	6,714,000
Bridge Repair	170,000	170,000	-	170,000
High Point/Raymond/MidTown	760,000	750,000	10,000	760,000
Mineral Point Road	280,000	280,000	-	280,000
Park Street, South (Olin To RR)	155,000	150,000	5,000	155,000
Pavement Management	16,305,000	12,729,000	3,576,000	16,305,000
Pleasant View Road - Phase 1	3,684,000	3,350,000	334,000	3,684,000
Railroad Crossings	-	1,000,000	5,000,000	6,000,000
Reconstruction Streets	22,329,000	8,455,000	12,374,000	20,829,000
	\$ 50,397,000	\$ 31,414,000	\$ 23,483,000	\$ 54,897,000

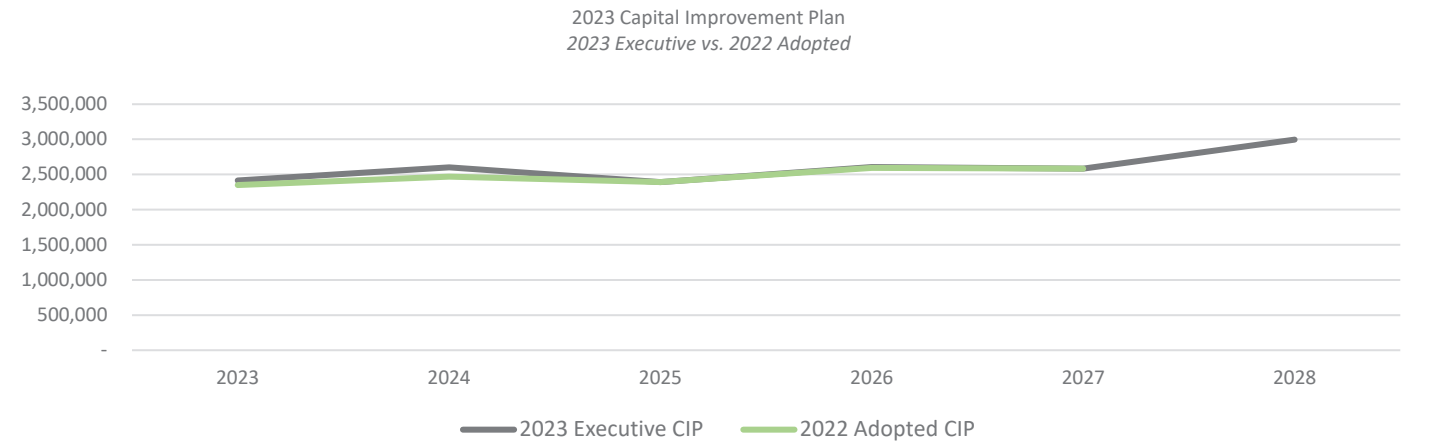
Engineering - Other Projects

Capital Improvement Plan

Project Summary: Executive

	2023	2024	2025	2026	2027	2028
Aerial Photo / Orthophotos	-	70,000	-	140,000	-	80,000
Equipment and Vehicle Replacement	2,025,000	2,120,000	2,205,000	2,271,000	2,385,000	2,504,000
PFAS Testing and Planning	50,000	-	-	-	-	-
Project Prioritization Tool	-	100,000	-	-	-	-
Right of Way Landscaping & Trees	175,000	180,000	187,000	193,000	200,000	207,000
Warning Sirens	-	130,000	-	-	-	80,000
Waste Oil Collection Sites	165,000	-	-	-	-	125,000
	\$ 2,415,000	\$ 2,600,000	\$ 2,392,000	\$ 2,604,000	\$ 2,585,000	\$ 2,996,000

Changes from 2022 CIP



Major Changes

- PFAS Testing and Planning
 - New \$50k program added in 2023 to fund an external contract to conduct PFAS testing and migration planning; scope of investigation is being determined in collaboration with Dane County
 - Funding for PFAS Testing and Planning was allocated in the Engineering Operating Budget in 2021 and 2022, but no funding has been expended to date; program is being shifted to capital budget
- Project Prioritization Tool
 - New \$100k project added to 2024 to develop a GIS-based tool to score and prioritize long-term infrastructure improvement projects
 - Project costs will be supported by GF GO Borrowing (\$32.5k), as well as Sewer, Stormwater, and Water Reserves (\$67.5k)
- Warning Sirens
 - \$80k in GF GO borrowing added in 2028 to reflect the addition of a siren
- Waste Oil Collection Site
 - \$125k in Reserves Applied added in 2028 to support a new waste oil collection site on the far west or east side of the City

Engineering - Other Projects

Budget Overview

2023 CIP by Expenditure Type

	2023	2024	2025	2026	2027	2028
Land Improvements	340,000	180,000	187,000	193,000	200,000	332,000
Machinery and Equipment	2,025,000	2,250,000	2,205,000	2,271,000	2,385,000	2,584,000
Other	50,000	170,000	-	140,000	-	80,000
Total Expenditures	\$ 2,415,000	\$ 2,600,000	\$ 2,392,000	\$ 2,604,000	\$ 2,585,000	\$ 2,996,000

2023 CIP by Funding Source

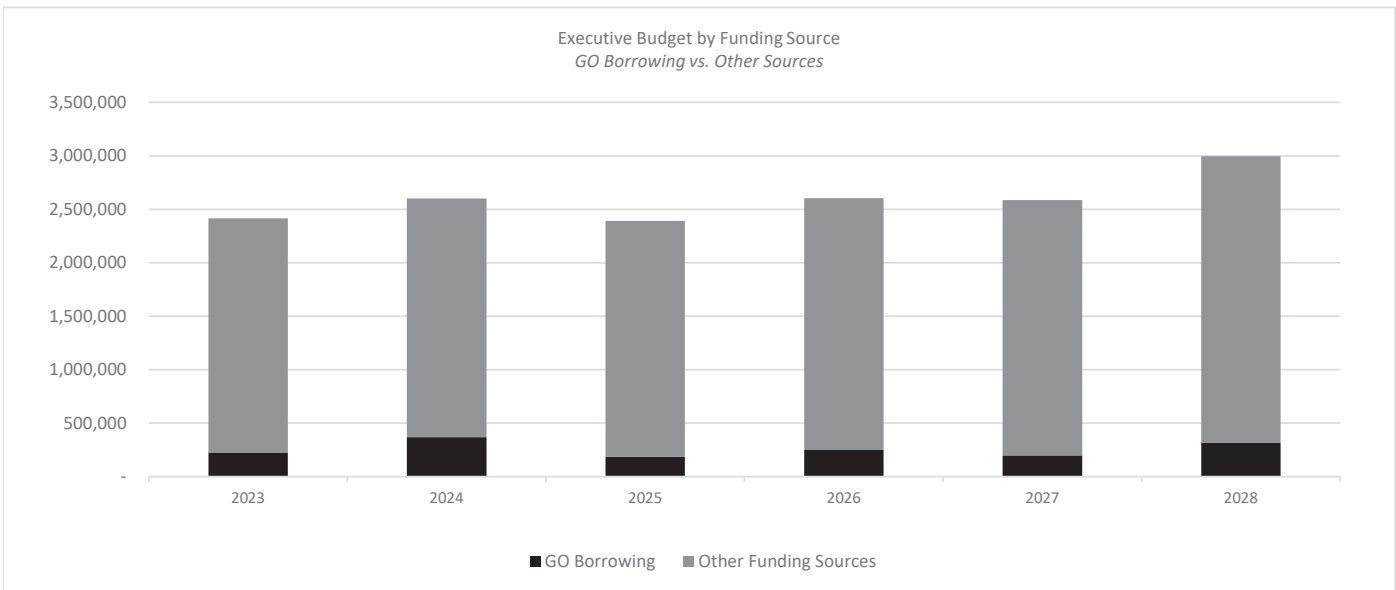
	2023	2024	2025	2026	2027	2028
GF GO Borrowing	225,000	370,500	187,000	249,000	200,000	319,000
Reserves Applied	2,190,000	2,229,500	2,205,000	2,355,000	2,385,000	2,677,000
TIF Increment	-	-	-	-	-	-
Total Funding	\$ 2,415,000	\$ 2,600,000	\$ 2,392,000	\$ 2,604,000	\$ 2,585,000	\$ 2,996,000

Borrowing Summary

	2023	2024	2025	2026	2027	2028
Borrowing Schedule						
General Fund GO Borrowing	225,000	370,500	187,000	249,000	200,000	319,000
Non-General Fund GO Borrowing	-	-	-	-	-	-
Total GO Borrowing	\$ 225,000	\$ 370,500	\$ 187,000	\$ 249,000	\$ 200,000	\$ 319,000

Annual Debt Service

General Fund GO Borrowing	29,250	48,165	24,310	32,370	26,000	41,470
Non-General Fund GO Borrowing	-	-	-	-	-	-



Carry Forward GO Borrowing

	Unused Appropriation Authority	Reauthorized GO Borrowing
10576 EQUIPMENT AND VEHICLES	31,060	-
11082 RIGHT OF WAY LANDSCAPING & TREES	264,217	264,064
10192 SERVICE BUILDING IMPROVEMENTS	9,926	-
11494 WASTE OIL COLLECTION SITES	150,049	-
	\$ 455,252	\$ 264,064

Engineering - Other Projects

Project Overview

Project	Aerial Photo / Orthophotos	Project #	11846
Citywide Element	Effective Government	Project Type	Program

Project Description

This program is for updating the City's GIS base mapping with the aerial photography, contours and impervious area shapes of existing City lands and adjacent areas where the City may expand. The goal of the program is to provide data and imagery to inform City operations, planning and stormwater modeling efforts and requirements. This project completes aerial photography and aerial photos and impervious area identification combined with digital topographic information on an alternating biennial cycle.

Project Budget by Funding Source

	2023	2024	2025	2026	2027	2028
GF GO Borrowing	-	28,000	-	56,000	-	32,000
Reserves Applied	-	42,000	-	84,000	-	48,000
TOTAL	\$ -	\$ 70,000	\$ -	\$ 140,000	\$ -	\$ 80,000

Project	Equipment and Vehicle Replacement	Project #	10576
Citywide Element	Green and Resilient	Project Type	Program

Project Description

This program is for the purchase of vehicles and equipment utilized by the Landfill, Sewer, and Stormwater Utilities. The goal of this program is to provide the necessary transportation and equipment resources for the services provided by these agencies. Vehicles funded include those to support construction and sewer cleaning, with an emphasis on purchase of electric vehicles.

Project Budget by Funding Source

	2023	2024	2025	2026	2027	2028
Reserves Applied	2,025,000	2,120,000	2,205,000	2,271,000	2,385,000	2,504,000
TOTAL	\$ 2,025,000	\$ 2,120,000	\$ 2,205,000	\$ 2,271,000	\$ 2,385,000	\$ 2,504,000

Project	PFAS Testing and Planning	Project #	14352
Citywide Element	Green and Resilient	Project Type	Program

Project Description

This program provides funding for an external contract to conduct PFAS testing and mitigation planning at the Dane County airport, Air National Guard 115th Fighter Wing Base, and surrounding area.

Project Budget by Funding Source

	2023	2024	2025	2026	2027	2028
GF GO Borrowing	50,000	-	-	-	-	-
TOTAL	\$ 50,000	\$ -	\$ -	\$ -	\$ -	\$ -

Project **Project Prioritization Tool** Project # **14095**
 Citywide Element **Effective Government** Project Type **Project**

Project Description

This project will develop a GIS-based tool to score and prioritize infrastructure improvement projects. This tool will leverage existing data (e.g. condition ratings for pavement, sewer and water assets; watershed study recommendations; high injury network; disconnections in pedestrian and bicycle facilities; etc.) and provide a less labor intensive way of scoring and ranking projects while embedding equity and sustainability into the process.

Project Budget by Funding Source

	2023	2024	2025	2026	2027	2028
GF GO Borrowing	-	32,500	-	-	-	-
Reserves Applied	-	67,500	-	-	-	-
TOTAL	\$ -	\$ 100,000	\$ -	\$ -	\$ -	\$ -

Project **Right of Way Landscaping & Trees** Project # **11082**
 Citywide Element **Green and Resilient** Project Type **Program**

Project Description

This program is for landscaping of existing boulevards and rights of way throughout the City. Historically, this has been for planting/replanting of flower/shrub beds; as the City moves to a more sustainable model, funds are primarily used to convert turf islands that are difficult for Parks staff to mow to a low maintenance ground cover of differing types that only require mowing one time per year or less. These ground covers have higher salt tolerance, and provide habitat for pollinators.

Project Budget by Funding Source

	2023	2024	2025	2026	2027	2028
GF GO Borrowing	175,000	180,000	187,000	193,000	200,000	207,000
TOTAL	\$ 175,000	\$ 180,000	\$ 187,000	\$ 193,000	\$ 200,000	\$ 207,000

Project **Warning Sirens** Project # **11495**
 Citywide Element **Health and Safety** Project Type **Program**

Project Description

This program is for upgrades and expansions to the City's emergency warning siren network. The goal of this program is to maintain the alert system provided by the network of warning sirens. Funding is scheduled for adding additional sirens to support the growing City's needs.

Project Budget by Funding Source

	2023	2024	2025	2026	2027	2028
GF GO Borrowing	-	130,000	-	-	-	80,000
TOTAL	\$ -	\$ 130,000	\$ -	\$ -	\$ -	\$ 80,000

Project
Citywide Element

Waste Oil Collection Sites
Green and Resilient

Project # **11494**
Project Type **Program**

Project Description

This program is for upgrading/replacing the City's four (4) Waste Oil collection sites. The goal of this program is to provide residents a safe convenient and free location to dispose of waste oil. Further, the City's operational goal is to maintain compliance with Wisconsin Department of Natural Resources standards and isolate any illicit dumping of waste oil containing polychlorinated biphenyls (PCBs). Projects funded include the last remaining site to complete, the City of Madison Glenway collection site.

Project Budget by Funding Source

	2023	2024	2025	2026	2027	2028
Reserves Applied	165,000	-	-	-	-	125,000
TOTAL	\$ 165,000	\$ -	\$ -	\$ -	\$ -	\$ 125,000

Engineering - Other Projects

2023 Appropriation Schedule

2023 Appropriation

Executive Budget

	Request	GO Borrowing	Other	Total
Equipment and Vehicle Replacement	2,025,000	-	2,025,000	2,025,000
PFAS Testing and Planning	-	50,000	-	50,000
Project Prioritization Tool	150,000	-	-	-
Right of Way Landscaping & Trees	175,000	175,000	-	175,000
Waste Oil Collection Sites	165,000	-	165,000	165,000
	\$ 2,515,000	\$ 225,000	\$ 2,190,000	\$ 2,415,000

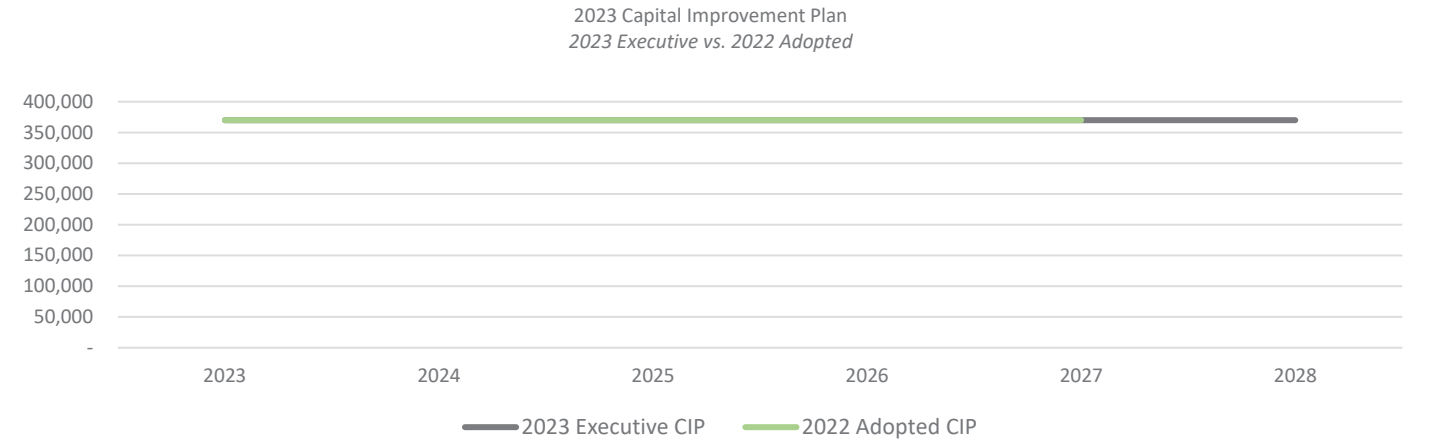
Finance

Capital Improvement Plan

Project Summary: Executive

	2023	2024	2025	2026	2027	2028
Capital Budget Administration	370,000	370,000	370,000	370,000	370,000	370,000
	\$ 370,000	\$ 370,000	\$ 370,000	\$ 370,000	\$ 370,000	\$ 370,000

Changes from 2022 CIP



Major Changes

- No major changes.

Finance

Budget Overview

2023 CIP by Expenditure Type

	2023	2024	2025	2026	2027	2028
Other	370,000	370,000	370,000	370,000	370,000	370,000
Total Expenditures	\$ 370,000	\$ 370,000	\$ 370,000	\$ 370,000	\$ 370,000	\$ 370,000

2023 CIP by Funding Source

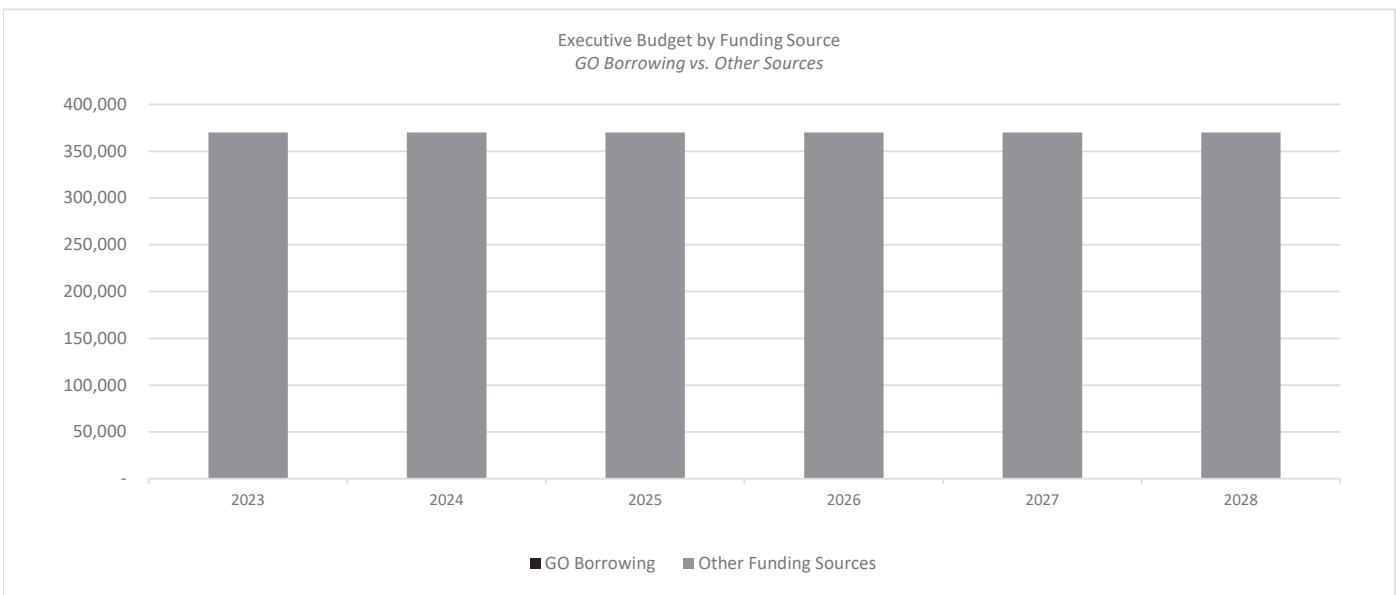
	2023	2024	2025	2026	2027	2028
Transfer In From General Fund	370,000	370,000	370,000	370,000	370,000	370,000
Total Funding	\$ 370,000	\$ 370,000	\$ 370,000	\$ 370,000	\$ 370,000	\$ 370,000

Borrowing Summary

	2023	2024	2025	2026	2027	2028
Borrowing Schedule						
General Fund GO Borrowing	-	-	-	-	-	-
Non-General Fund GO Borrowing	-	-	-	-	-	-
Total GO Borrowing	\$ -	\$ -	\$ -	\$ -	\$ -	\$ -

Annual Debt Service

General Fund GO Borrowing	-	-	-	-	-	-
Non-General Fund GO Borrowing	-	-	-	-	-	-



Carry Forward GO Borrowing

	Unused Appropriation Authority	Reauthorized GO Borrowing
	\$ -	\$ -

Finance

Project Overview

Project	Capital Budget Administration	Project #	12509
Citywide Element	Effective Government	Project Type	Program

Project Description

This program is for costs associated with administering and overseeing the City's capital budget and Capital Improvement Plan. These costs are primarily staffing costs from the Finance Department for time spent building the capital budget and administering the budget. The proposed amount is based on results from the Cost Allocation study that was completed in the Summer of 2022. The goal of the program is to provide accurate and timely analysis regarding capital budget items.

Project Budget by Funding Source

	2023	2024	2025	2026	2027	2028
Transfer In From General Fund	370,000	370,000	370,000	370,000	370,000	370,000
TOTAL	\$ 370,000	\$ 370,000	\$ 370,000	\$ 370,000	\$ 370,000	\$ 370,000

Finance

2023 Appropriation Schedule

2023 Appropriation

Executive Budget

	Request	GO Borrowing	Other	Total
Capital Budget Administration	370,000	-	370,000	370,000
	\$ 370,000	\$ -	\$ 370,000	\$ 370,000

Fire Department

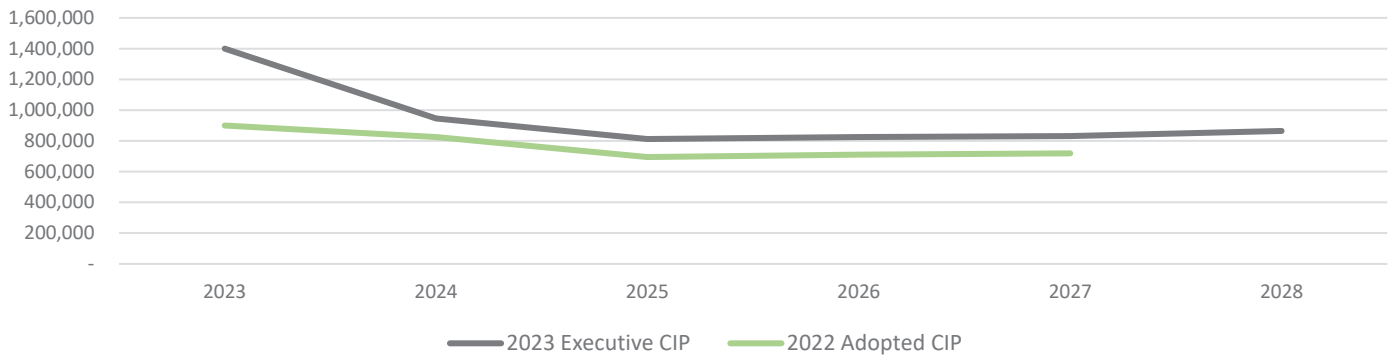
Capital Improvement Plan

Project Summary: Executive

	2023	2024	2025	2026	2027	2028
Communications Equipment	300,000	284,990	292,190	299,605	307,244	315,111
Fire and EMS Equipment	600,000	660,000	520,000	525,000	525,000	550,000
Training Capability Development	500,000	-	-	-	-	-
	\$ 1,400,000	\$ 944,990	\$ 812,190	\$ 824,605	\$ 832,244	\$ 865,111

Changes from 2022 CIP

2023 Capital Improvement Plan
2023 Executive vs. 2022 Adopted



Major Changes

- Communications Equipment
 - Program budget increased \$464k in GO Borrowing based on current prices and a 3% inflationary assumption for some items in 2024 -2028.
- Training Capability Development
 - \$500k program budget moved into the CIP from the 2022 Horizon List

Fire Department

Budget Overview

2023 CIP by Expenditure Type

	2023	2024	2025	2026	2027	2028
Land Improvements	500,000	-	-	-	-	-
Machinery and Equipment	900,000	944,990	812,190	824,605	832,244	865,111
Total Expenditures	\$ 1,400,000	\$ 944,990	\$ 812,190	\$ 824,605	\$ 832,244	\$ 865,111

2023 CIP by Funding Source

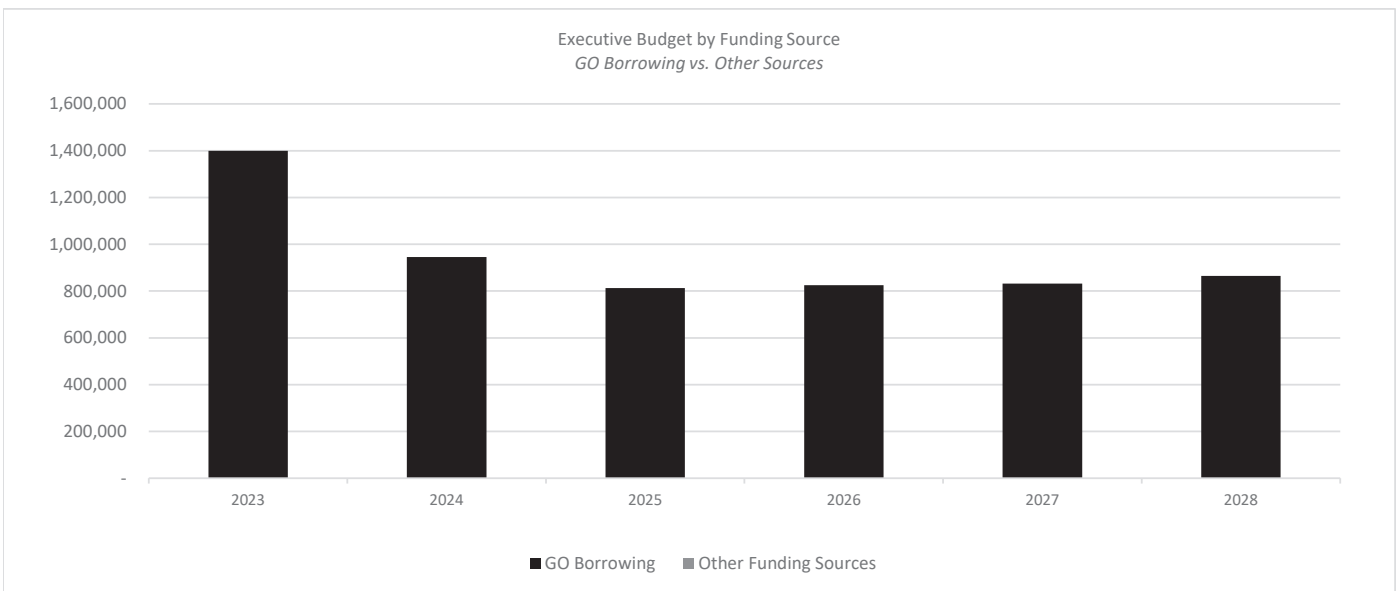
	2023	2024	2025	2026	2027	2028
GF GO Borrowing	1,400,000	944,990	812,190	824,605	832,244	865,111
Total Funding	\$ 1,400,000	\$ 944,990	\$ 812,190	\$ 824,605	\$ 832,244	\$ 865,111

Borrowing Summary

	2023	2024	2025	2026	2027	2028
Borrowing Schedule						
General Fund GO Borrowing	1,400,000	944,990	812,190	824,605	832,244	865,111
Non-General Fund GO Borrowing	-	-	-	-	-	-
Total GO Borrowing	\$ 1,400,000	\$ 944,990	\$ 812,190	\$ 824,605	\$ 832,244	\$ 865,111

Annual Debt Service

General Fund GO Borrowing	182,000	122,849	105,585	107,199	108,192	112,464
Non-General Fund GO Borrowing	-	-	-	-	-	-



Carry Forward GO Borrowing

	Unused Appropriation Authority	Reauthorized GO Borrowing
17226 COMMUNICATION EQUIP MAJOR PROJECT	367,330	250,000
13349 CRISIS RESPONSE VEHICLE	45,000	-
17225 FIRE & EMS EQUIPMENT MAJOR PROJ	857,591	400,000
17227 FIRE BLDG IMPROVMNT MAJ PROG	3,269	-
17451 FIRE STATION 14	17,938	-
17040 FIRE STATION-6W BADGER RD	4,033,438	3,500,000
	\$ 5,324,566	\$ 4,150,000

Fire Department

Project Overview

Project	Communications Equipment	Project #	17226
Citywide Element	Health and Safety	Project Type	Program

Project Description

This program funds communication equipment at the station level and for emergency response, including such things as the replacement of portable and vehicle radios, alerting equipment, necessary technology upgrades, and essential accessories such as batteries, microphones, and communications hardware. The goal of the program is to ensure seamless communication between the communication center, command post, responding units, and personnel on the scene.

Project Budget by Funding Source

	2023	2024	2025	2026	2027	2028
GF GO Borrowing	300,000	284,990	292,190	299,605	307,244	315,111
TOTAL	\$ 300,000	\$ 284,990	\$ 292,190	\$ 299,605	\$ 307,244	\$ 315,111

Project	Fire and EMS Equipment	Project #	17225
Citywide Element	Health and Safety	Project Type	Program

Project Description

This program funds the ongoing needs for the replacement of safety, rescue, and other operational equipment utilized by the Fire Department. The goal of the program is to assure the department has adequate operational equipment to attend to emergency operations, such as fires, rescues, and EMS incidents. Funding in 2023 is for routine replacement of necessary response equipment (e.g., turnout gear, fire hose, SCBA replacements).

Project Budget by Funding Source

	2023	2024	2025	2026	2027	2028
GF GO Borrowing	600,000	660,000	520,000	525,000	525,000	550,000
TOTAL	\$ 600,000	\$ 660,000	\$ 520,000	\$ 525,000	\$ 525,000	\$ 550,000

Project
Citywide Element

Training Capability Development
Health and Safety

Project # **12438**
Project Type **Program**

Project Description

This program funds the site development and installation of training props to conduct realistic fire and EMS training simulations and evolutions. The goal of the program is to further develop in-house training grounds to ensure department members and recruit academies obtain and maintain the skills necessary to provide the safest and most effective emergency services to the community. The outset of the program will focus heavily on developing the needed infrastructure for drives, water mains, and training exercise grounds. Thereafter, training props will be constructed each year to create essential live training exercise simulations. Training props may include life-like settings such as various fire simulators, options for simulated responses, laddering, search and rescue, victim rescue, and technical rescue opportunities. EMS simulators to conduct on-going firefighter paramedic training may also be included. Fire Station 14 is already being used for recruit class academies as well as for minimum standard evolutions for MFD personnel and other training. This program fits within the Department's goal for Station 14 to include these future training opportunities, as the options are presently constrained within the current site. The 2023 Executive Capital Budget includes funding for the first year of this program.

Project Budget by Funding Source

	2023	2024	2025	2026	2027	2028
GF GO Borrowing	500,000	-	-	-	-	-
TOTAL	\$ 500,000	\$ -	\$ -	\$ -	\$ -	\$ -

Fire Department

2023 Appropriation Schedule

2023 Appropriation

Executive Budget

	Request	GO Borrowing	Other	Total
Communications Equipment	300,000	300,000	-	300,000
Fire and EMS Equipment	600,000	600,000	-	600,000
Training Capability Development	500,000	500,000	-	500,000
	\$ 1,400,000	\$ 1,400,000	\$ -	\$ 1,400,000

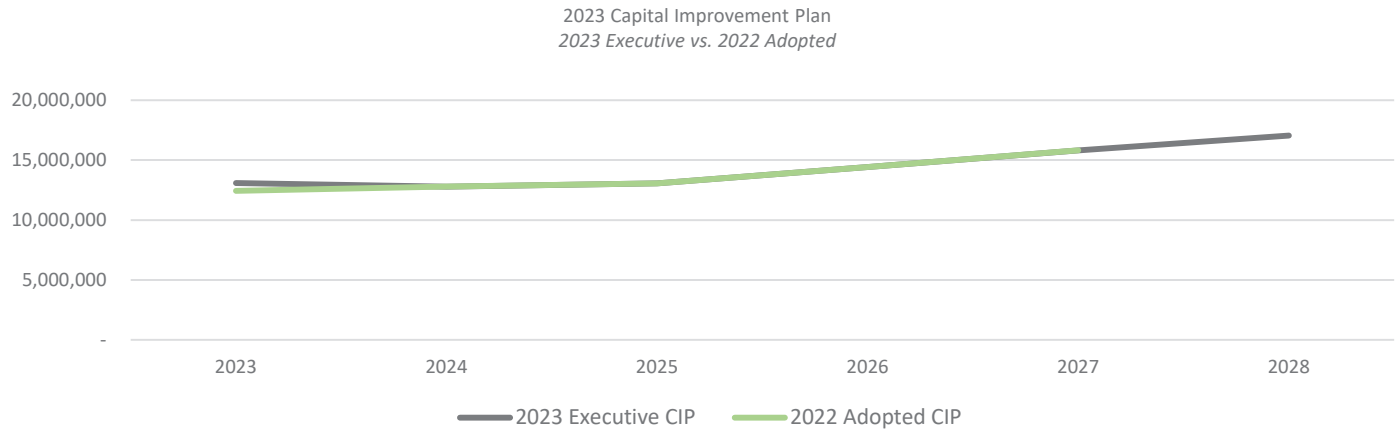
Fleet Service

Capital Improvement Plan

Project Summary: Executive

	2023	2024	2025	2026	2027	2028
Electric Heavy Trucks and Infrastructure	800,000	800,000	1,650,000	1,650,000	1,650,000	1,650,000
Fire Apparatus / Rescue Veh	3,250,000	3,425,000	2,150,000	2,920,000	4,220,000	5,000,000
Fleet Equipment Replacement	9,048,000	8,560,000	9,250,000	9,850,000	9,950,000	10,400,000
	\$ 13,098,000	\$ 12,785,000	\$ 13,050,000	\$ 14,420,000	\$ 15,820,000	\$ 17,050,000

Changes from 2022 CIP



Major Changes

- Fire Apparatus/ Rescue Vehicles
 - Program budget increased \$215k in 2023 to reflect an increase in costs due to supply issues affecting raw material, manufacturing, and shipping costs
- Fleet Equipment Replacement
 - Program budget increased \$448k in 2023 to reflect an increase in costs due to supply issues affecting raw material, manufacturing, and shipping costs

Fleet Service

Budget Overview

2023 CIP by Expenditure Type

	2023	2024	2025	2026	2027	2028
Machinery and Equipment	13,098,000	12,785,000	13,050,000	14,420,000	15,820,000	17,050,000
Total Expenditures	\$ 13,098,000	\$ 12,785,000	\$ 13,050,000	\$ 14,420,000	\$ 15,820,000	\$ 17,050,000

2023 CIP by Funding Source

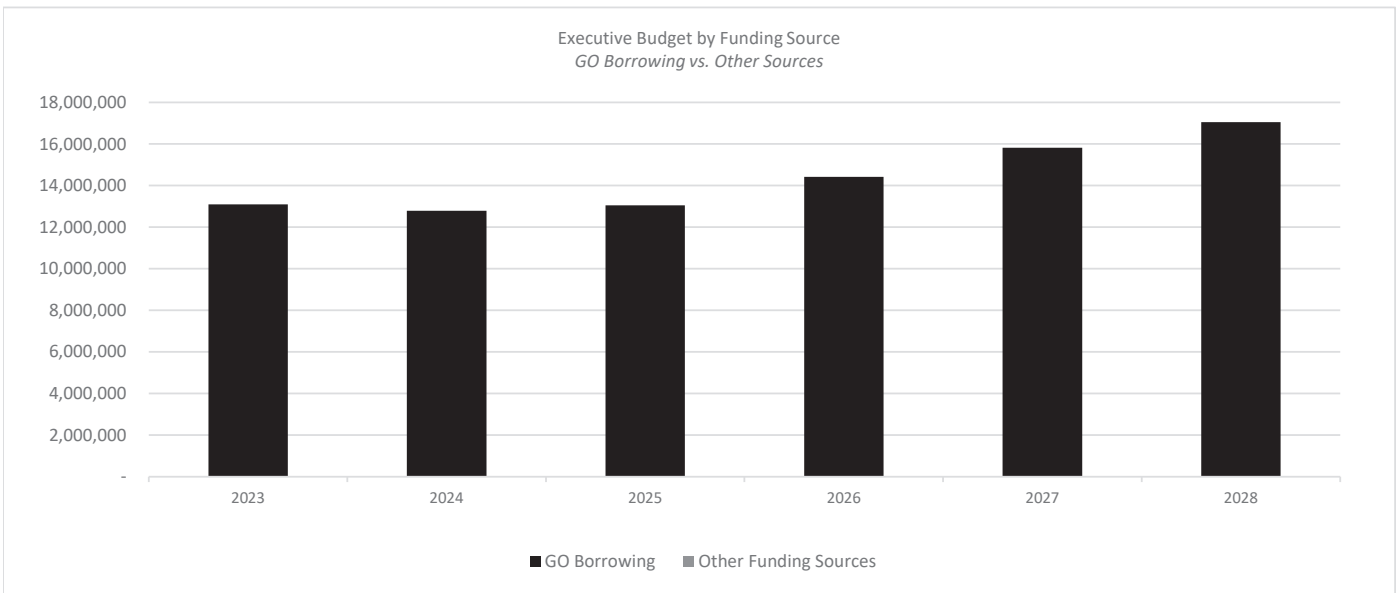
	2023	2024	2025	2026	2027	2028
Non-GF GO Borrowing	13,098,000	12,785,000	13,050,000	14,420,000	15,820,000	17,050,000
Total Funding	\$ 13,098,000	\$ 12,785,000	\$ 13,050,000	\$ 14,420,000	\$ 15,820,000	\$ 17,050,000

Borrowing Summary

	2023	2024	2025	2026	2027	2028
Borrowing Schedule						
General Fund GO Borrowing	-	-	-	-	-	-
Non-General Fund GO Borrowing	13,098,000	12,785,000	13,050,000	14,420,000	15,820,000	17,050,000
Total GO Borrowing	\$ 13,098,000	\$ 12,785,000	\$ 13,050,000	\$ 14,420,000	\$ 15,820,000	\$ 17,050,000

Annual Debt Service

General Fund GO Borrowing	-	-	-	-	-	-
Non-General Fund GO Borrowing	1,702,740	1,662,050	1,696,500	1,874,600	2,056,600	2,216,500



Carry Forward GO Borrowing

	Unused Appropriation Authority	Reauthorized GO Borrowing
12734 2020 SQUAD VEHICLE	1,370	-
12003 2021 FLEET EQUIPMENT REPLACEMENT	99	1,000,000
13625 Electric Heavy Trucks and Infrastru	(17,063)	400,000
12504 FIRE APPARATUS / RESCUE VEHICLES	2,865,184	2,700,000
17060 FLEET EQUIPMENT REPLACEMENT	942,380	4,750,000
13094 FLEET GPS SYSTEM	59,478	100,000
10305 FLEET SERVICE RELOCATION	(3,708)	210,857
17061 GPS/AVL	1,588	-
	\$ 3,849,328	\$ 9,160,857

Fleet Service

Project Overview

Project	Electric Heavy Trucks and Infrastructure	Project #	13625
Citywide Element	Green and Resilient	Project Type	Program

Project Description

This project is to fund the incremental costs associated with replacing diesel powered heavy duty trucks with electric heavy duty trucks. These vehicles have a much higher initial cost to purchase and require infrastructure equipment and upgrades. The scope of this project is to fund electric refuse trucks for the Streets and Parks divisions. The funding will also provide the necessary charging infrastructure equipment and installation.

Project Budget by Funding Source

	2023	2024	2025	2026	2027	2028
Non-GF GO Borrowing	800,000	800,000	1,650,000	1,650,000	1,650,000	1,650,000
TOTAL	\$ 800,000	\$ 800,000	\$ 1,650,000	\$ 1,650,000	\$ 1,650,000	\$ 1,650,000

Project	Fire Apparatus / Rescue Veh	Project #	12504
Citywide Element	Health and Safety	Project Type	Program

Project Description

This program is for purchasing fire apparatus and rescue vehicles. The goal of the program is to maintain a high quality fleet of fire apparatus and emergency vehicles. Program success is measured by analyzing daily availability rates of the fire fleet. Funding in 2023 will be used for a tower truck, fire engine, two ambulances, two electric water crafts and two electric command vehicles.

Project Budget by Funding Source

	2023	2024	2025	2026	2027	2028
Non-GF GO Borrowing	3,250,000	3,425,000	2,150,000	2,920,000	4,220,000	5,000,000
TOTAL	\$ 3,250,000	\$ 3,425,000	\$ 2,150,000	\$ 2,920,000	\$ 4,220,000	\$ 5,000,000

Project	Fleet Equipment Replacement	Project #	17060
Citywide Element	Effective Government	Project Type	Program

Project Description

This program funds the replacement of the City's general fleet. The program's goal is to replace vehicles in accordance with the master replacement schedule ensuring city staff have access to safe, reliable vehicles when providing their services. Funding in 2023 will be used to purchase 125 pieces of equipment, including replacement of City sedans, trucks, refuse equipment, mowers, tractors, trailers, and Police squads.

Project Budget by Funding Source

	2023	2024	2025	2026	2027	2028
Non-GF GO Borrowing	9,048,000	8,560,000	9,250,000	9,850,000	9,950,000	10,400,000
TOTAL	\$ 9,048,000	\$ 8,560,000	\$ 9,250,000	\$ 9,850,000	\$ 9,950,000	\$ 10,400,000

Fleet Service

2023 Appropriation Schedule

2023 Appropriation

Executive Budget

	Request	GO Borrowing	Other	Total
Electric Heavy Trucks and Infrastructure	800,000	800,000	-	800,000
Fire Apparatus / Rescue Veh	3,450,000	3,250,000	-	3,250,000
Fleet Equipment Replacement	9,496,000	9,048,000	-	9,048,000
	\$ 13,746,000	\$ 13,098,000	\$ -	\$ 13,098,000

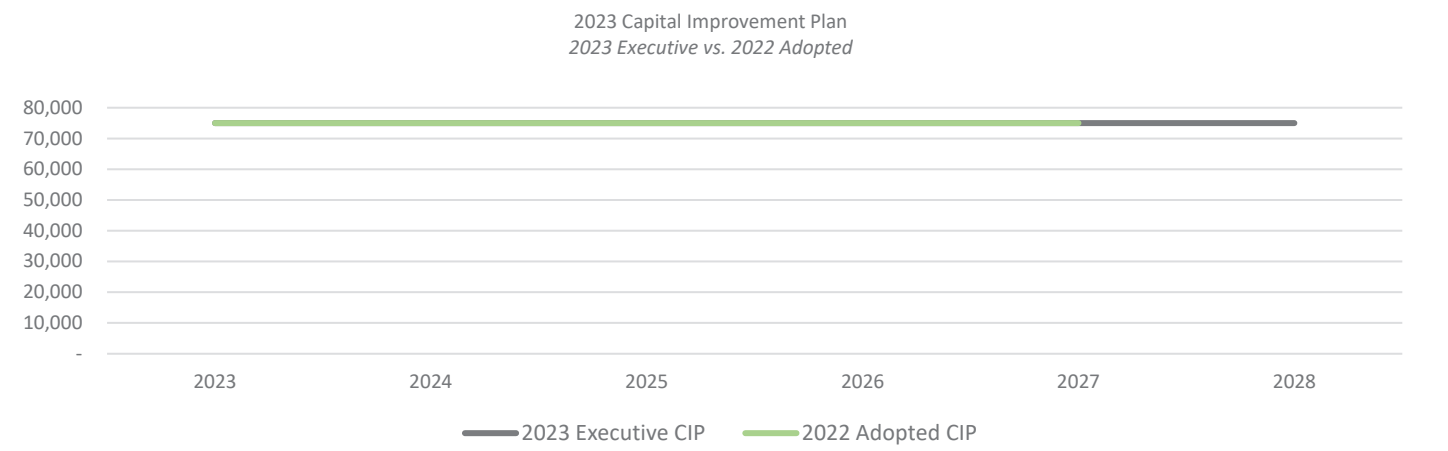
Henry Vilas Zoo

Capital Improvement Plan

Project Summary: Executive

	2023	2024	2025	2026	2027	2028
Henry Vilas Zoo	75,000	75,000	75,000	75,000	75,000	75,000
	\$ 75,000	\$ 75,000	\$ 75,000	\$ 75,000	\$ 75,000	\$ 75,000

Changes from 2022 CIP



Major Changes

- No major changes.

Henry Vilas Zoo

Budget Overview

2023 CIP by Expenditure Type

	2023	2024	2025	2026	2027	2028
Building	75,000	75,000	75,000	75,000	75,000	75,000
Total Expenditures	\$ 75,000	\$ 75,000	\$ 75,000	\$ 75,000	\$ 75,000	\$ 75,000

2023 CIP by Funding Source

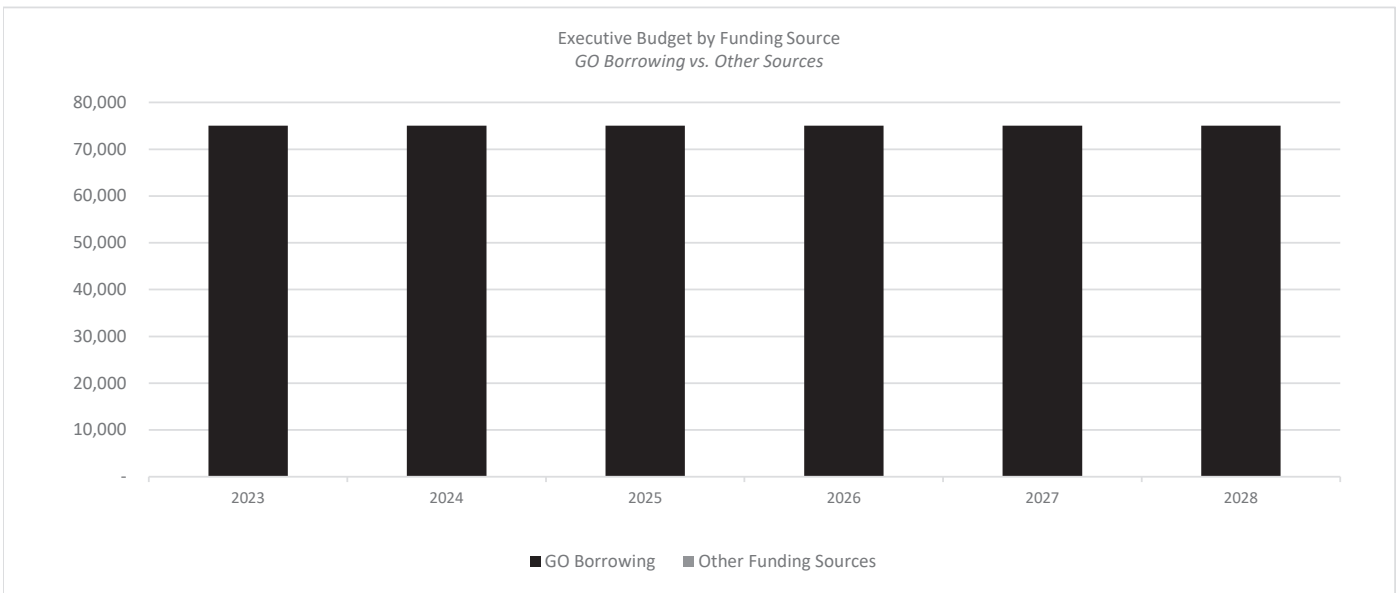
	2023	2024	2025	2026	2027	2028
GF GO Borrowing	75,000	75,000	75,000	75,000	75,000	75,000
Total Funding	\$ 75,000	\$ 75,000	\$ 75,000	\$ 75,000	\$ 75,000	\$ 75,000

Borrowing Summary

	2023	2024	2025	2026	2027	2028
Borrowing Schedule						
General Fund GO Borrowing	75,000	75,000	75,000	75,000	75,000	75,000
Non-General Fund GO Borrowing	-	-	-	-	-	-
Total GO Borrowing	\$ 75,000	\$ 75,000	\$ 75,000	\$ 75,000	\$ 75,000	\$ 75,000

Annual Debt Service

General Fund GO Borrowing	9,750	9,750	9,750	9,750	9,750	9,750
Non-General Fund GO Borrowing	-	-	-	-	-	-



Carry Forward GO Borrowing

	Unused Appropriation Authority	Reauthorized GO Borrowing
	\$ -	\$ -

Henry Vilas Zoo

Project Overview

Project	Henry Vilas Zoo	Project #	11215
Citywide Element	Culture and Character	Project Type	Program

Project Description

This program provides funding for improvements at the Henry Vilas Zoo. Under the current agreement, Zoo operating costs are split between Dane County and the City of Madison on a 80:20 ratio, while capital costs are shared on a voluntary basis. The goal of the program is to participate in the maintenance of the quality and safety of the various buildings and land improvements at Henry Vilas Zoo to enhance visitors' experiences. Specific projects for 2023 include general zoo improvements.

Project Budget by Funding Source

	2023	2024	2025	2026	2027	2028
GF GO Borrowing	75,000	75,000	75,000	75,000	75,000	75,000
TOTAL	\$ 75,000	\$ 75,000	\$ 75,000	\$ 75,000	\$ 75,000	\$ 75,000

Henry Vilas Zoo

2023 Appropriation Schedule

2023 Appropriation

Executive Budget

	Request	GO Borrowing	Other	Total
Henry Vilas Zoo	75,000	75,000	-	75,000
	\$ 75,000	\$ 75,000	\$ -	\$ 75,000

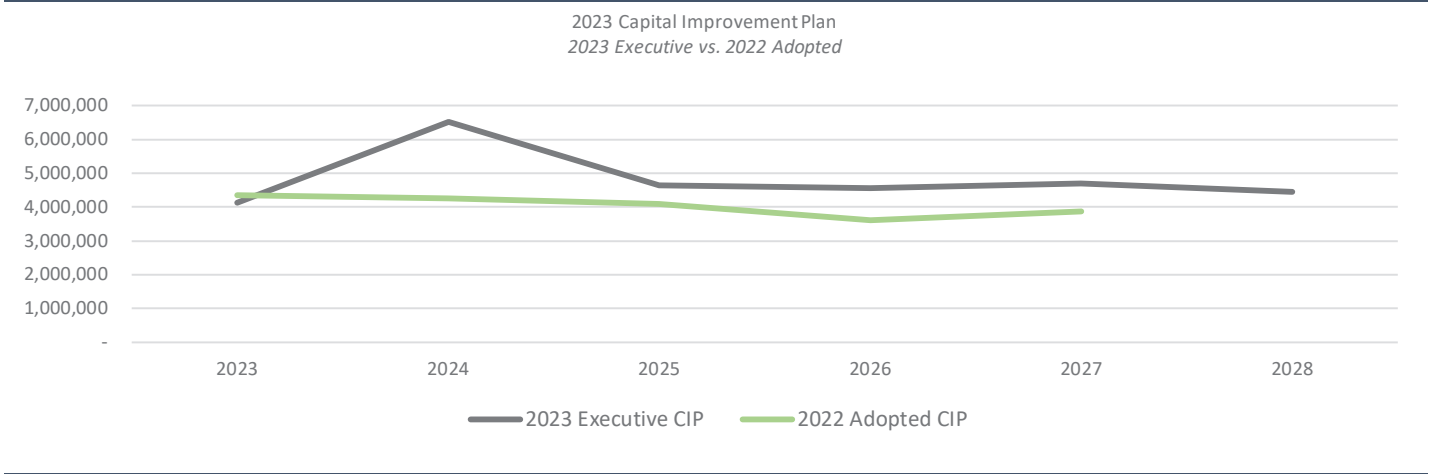
Information Technology

Capital Improvement Plan

Project Summary: Executive

	2023	2024	2025	2026	2027	2028
Audiovisual Systems	325,000	208,000	175,000	177,000	180,000	183,000
Camera Lifecycle Management	165,000	210,000	46,000	6,000	235,000	22,000
Database Lifecycle Management	150,000	300,000	150,000	150,000	150,000	150,000
Digital Accessibility & Engagement	125,000	330,000	301,000	306,000	295,000	295,000
Digital Workplace	1,100,000	1,050,000	1,375,000	1,130,000	1,245,000	1,200,000
Enterprise Business Solutions	150,000	1,815,000	175,000	125,000	125,000	125,000
Fiber and Wireless Network	690,500	837,000	887,000	1,037,000	925,000	928,000
Network Operations & Infrastructure Life	972,000	1,513,000	1,177,000	1,280,000	1,185,000	1,189,000
Property Assessment System	100,000	-	-	-	-	-
Security, Risk, and Compliance	350,000	253,000	356,000	358,000	360,000	363,000
	\$ 4,127,500	\$ 6,516,000	\$ 4,642,000	\$ 4,569,000	\$ 4,700,000	\$ 4,455,000

Changes from 2022 CIP



Major Changes

- Audiovisual Systems
 - Increase budget by \$125k in 2023 to add videoconferencing equipment to various rooms across the City to support hybrid meetings
- Camera Lifecycle Management
 - New program added in 2023 to support the replacement and maintenance of the City's digital security cameras and the City's traffic cameras
- Database Lifecycle Management
 - Decrease 2023 budget by \$200k and increase 2024 budget by \$225k to represent updated project timeline and cost estimates for the data warehouse project
 - Increase annual budget from \$75k to \$150k per year from 2025 - 2028 to better reflect anticipated costs
- Digital Accessibility & Engagement
 - Decrease 2023 budget by \$235k compared to 2022 Adopted Budget due to change in scope for Media Team end of life replacements
- Digital Workplace
 - Transition project and funding from "Workstation Equipment Lifecycle Management" to Digital Workplace program
- Enterprise Business Solutions
 - Increase 2024 Budget by \$1.7m for three significant cloud migration projects including the City's enterprise resource planning (ERP) software, licensing and permitting management system, and timesheet software
- Fiber and Wireless Network
 - Increase 2023-2027 budget by \$1.9m to reflect increasing costs, partially driven by inflation, additional consultant costs for managing the network, and timeline of network upgrades
- Network Operations & Infrastructure Lifecycle Management
 - Decrease by \$300k in 2023 due to cost savings from purchases made in 2021 and 2022
- Property Assessment System
 - Add \$100k in 2023 based on bids received from RFP

Information Technology

Budget Overview

2023 CIP by Expenditure Type

	2023	2024	2025	2026	2027	2028
Fiber Network	411,500	450,000	528,000	665,000	550,000	550,000
Machinery and Equipment	2,199,000	2,853,000	2,617,800	2,490,800	2,663,000	2,442,600
Other	1,317,000	1,513,000	1,246,200	1,163,200	1,237,000	1,212,400
Software and Licenses	200,000	1,700,000	250,000	250,000	250,000	250,000
Total Expenditures	\$ 4,127,500	\$ 6,516,000	\$ 4,642,000	\$ 4,569,000	\$ 4,700,000	\$ 4,455,000

2023 CIP by Funding Source

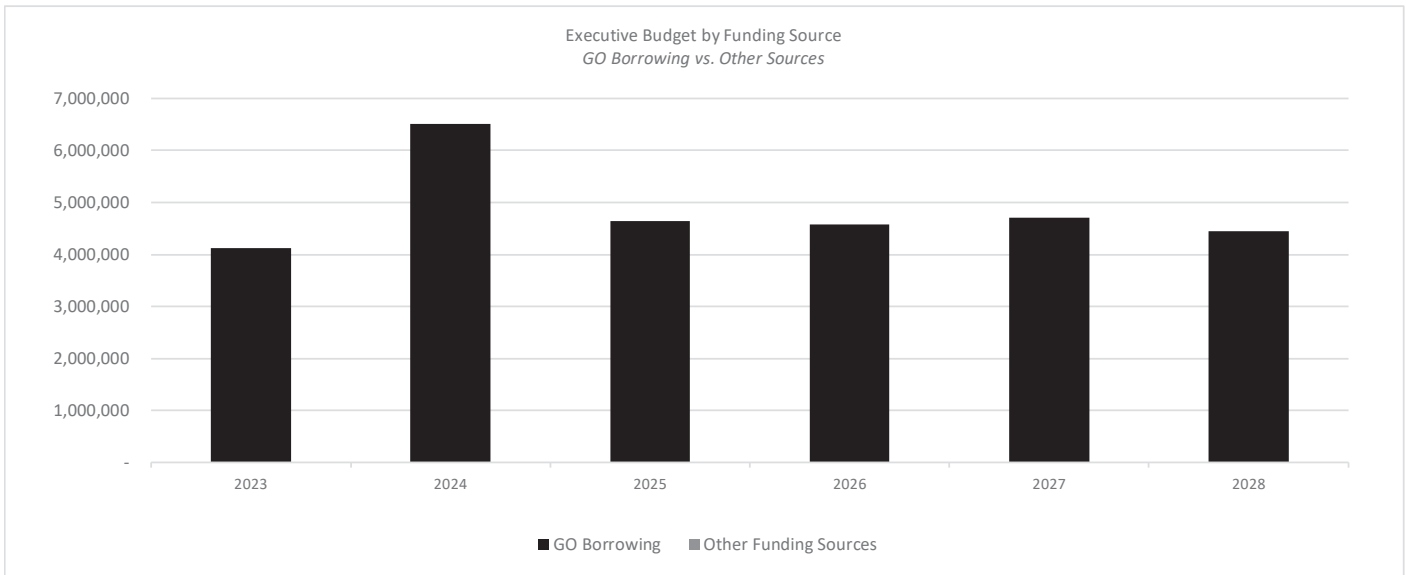
	2023	2024	2025	2026	2027	2028
GF GO Borrowing	4,127,500	6,516,000	4,642,000	4,569,000	4,700,000	4,455,000
Total Funding	\$ 4,127,500	\$ 6,516,000	\$ 4,642,000	\$ 4,569,000	\$ 4,700,000	\$ 4,455,000

Borrowing Summary

	2023	2024	2025	2026	2027	2028
Borrowing Schedule						
General Fund GO Borrowing	4,127,500	6,516,000	4,642,000	4,569,000	4,700,000	4,455,000
Non-General Fund GO Borrowing	-	-	-	-	-	-
Total GO Borrowing	\$ 4,127,500	\$ 6,516,000	\$ 4,642,000	\$ 4,569,000	\$ 4,700,000	\$ 4,455,000

Annual Debt Service

General Fund GO Borrowing	536,575	847,080	603,460	593,970	611,000	579,150
Non-General Fund GO Borrowing	-	-	-	-	-	-



Information Technology

Budget Overview

Carry Forward GO Borrowing

	Unused Appropriation Authority	Reauthorized GO Borrowing
13535 AUDIOVISUAL SYSTEMS	260,000	-
13534 CAMERA MANAGEMENT SYSTEM	750,000	750,000
12413 DATABASE INFRASTRUCTURE	305,758	100,000
17231 DCR CASE MANAGEMENT	7,600	-
12417 DIGITAL ACCESSIBILITY & ENGAGEMENT	299,756	-
13537 DIGITAL WORKPLACE	242,045	-
12467 DISASTER RECOVERY PLAN IT	155,849	-
13806 ELECTION EQUIPMENT TOWN OF MADISON	315	-
12418 ENTERPRISE BUSINESS SOLUTIONS	315,275	-
10042 ENTERPRISE FINANCIAL SYSTEM	814,689	431,904
17404 FIBER AND WIRELESS	307,488	-
17400 HARDWARE/SOFTWARE UPGRADES	57	-
17523 LEARNING MANAGEMENT SYSTEM	100,000	-
17521 LEGISLATIVE MANAGEMENT SYSTEM	246,608	-
13086 MICROSOFT 365	250,000	250,000
12412 NETWORK & OPERATIONS INFRASTRUCTURE	1,170,297	400,000
10043 PROPERTY ASSESSMENT SYSTEM	853,808	-
17403 PURCHASED SOFTWARE ENHANCEMENTS	115	-
17401 SECURITY, RISK AND COMPLIANCE	303,911	-
17049 TAX SYSTEM REPLACEMENT	20,714	50,000
12411 WORKSTATION EQUIP LIFECYCLE MNGMNT	455,964	-
	\$ 6,860,248	\$ 1,981,904

Information Technology

Project Overview

Project	Audiovisual Systems	Project #	13535
Citywide Element	Effective Government	Project Type	Program

Project Description

This program funds audiovisual products and systems, including flat panel displays, digital signage, projectors, videoconferencing products, and AV recording devices for training, collaborative conferencing, information displays, remote control monitoring, and Boards, Commission, and Committee meetings. The goal of this program is to improve digital inclusion, creating more opportunities for residents to access City services, engage in City government through technology, and expand digital collaboration options for City staff. Projects planned for 2023 include videoconferencing equipment installation for City spaces, Crestron remote monitoring and control for hybrid spaces, and replacement AV equipment.

Project Budget by Funding Source

	2023	2024	2025	2026	2027	2028
GF GO Borrowing	325,000	208,000	175,000	177,000	180,000	183,000
TOTAL	\$ 325,000	\$ 208,000	\$ 175,000	\$ 177,000	\$ 180,000	\$ 183,000

Project	Camera Lifecycle Management	Project #	14356
Citywide Element	Effective Government	Project Type	Program

Project Description

This program supports the replacement and maintenance of the City's digital security cameras and the City's traffic cameras. The goal of this program is to maintain a strong and secure digital camera network. The funding allocation will be distributed between Information Technology to support the City's digital security cameras and Traffic Engineering to support the City's traffic cameras.

Project Budget by Funding Source

	2023	2024	2025	2026	2027	2028
GF GO Borrowing	165,000	210,000	46,000	6,000	235,000	22,000
TOTAL	\$ 165,000	\$ 210,000	\$ 46,000	\$ 6,000	\$ 235,000	\$ 22,000

Project	Database Lifecycle Management	Project #	12413
Citywide Element	Effective Government	Project Type	Program

Project Description

This program maintains the City's database infrastructure, hardware, software, licensing, upgrades, and tools. The goal of this program is to maintain a strong and secure technology infrastructure backbone. Projects planned for 2023 include SQL licensing expansion and a Data Warehouse Consultant

Project Budget by Funding Source

	2023	2024	2025	2026	2027	2028
GF GO Borrowing	150,000	300,000	150,000	150,000	150,000	150,000
TOTAL	\$ 150,000	\$ 300,000	\$ 150,000	\$ 150,000	\$ 150,000	\$ 150,000

Project
Citywide Element

Digital Accessibility & Engagement
Effective Government

Project # **12417**
Project Type **Program**

Project Description

This program develops and supports new technology and online systems, which improve accessibility and interaction with City services. The City’s Government Access Television Channel, Madison City Channel, is also a key component of improving digital inclusion and resident engagement. The goal of this program is to improve digital inclusion, creating more opportunities for residents to access City services and engage in City government through technology. Projects planned for 2023 include the Media Team’s hardware and software end-of-life replacements and streaming system upgrades.

Project Budget by Funding Source

	2023	2024	2025	2026	2027	2028
GF GO Borrowing	125,000	330,000	301,000	306,000	295,000	295,000
TOTAL	\$ 125,000	\$ 330,000	\$ 301,000	\$ 306,000	\$ 295,000	\$ 295,000

Project
Citywide Element

Digital Workplace
Effective Government

Project # **13537**
Project Type **Program**

Project Description

The "Workstation Equipment Lifecycle Management" capital program included in the 2022 adopted budget is being combined with the Digital Workplace program. This program funds increased access to shared online services, opportunities for flexible collaboration, and continuing the transition of modernizing paper-based processes to digital processes to meet the needs of City employees, business and community partners, and Madison residents. The goal of this program is to support the growing digital workplace as the City’s working environments are constantly evolving. Projects planned for 2023 include annual workstation and peripheral replacements.

Project Budget by Funding Source

	2023	2024	2025	2026	2027	2028
GF GO Borrowing	1,100,000	1,050,000	1,375,000	1,130,000	1,245,000	1,200,000
TOTAL	\$ 1,100,000	\$ 1,050,000	\$ 1,375,000	\$ 1,130,000	\$ 1,245,000	\$ 1,200,000

Project
Citywide Element

Enterprise Business Solutions
Effective Government

Project # **12418**
Project Type **Program**

Project Description

This program supports enterprise-wide systems in order to support the City’s growing digital workplace. The goal of this program is to support the increasing number of shared online services and opportunities for flexible collaboration and to continue the transition of modernizing paper-based processes to digital processes to meet the needs of our employees, business and community partners, and Madison residents. Projects planned for 2023 include a Cloud Migration Strategy Consultant and Digital Signature Platform.

Project Budget by Funding Source

	2023	2024	2025	2026	2027	2028
GF GO Borrowing	150,000	1,815,000	175,000	125,000	125,000	125,000
TOTAL	\$ 150,000	\$ 1,815,000	\$ 175,000	\$ 125,000	\$ 125,000	\$ 125,000

Project **Fiber and Wireless Network** Project # **17404**
 Citywide Element **Effective Government** Project Type **Program**

Project Description

This program expands the City’s high-speed fiber optic network. The goal of this program is to improve service delivery through interconnectivity and redundancy to City facilities by expanding the fiber optic infrastructure. The Fiber and Wireless Program supports the IT strategic priority of growing and strengthening our technology infrastructure and operations. Building and maintaining a strong, well-connected fiber network furthers the work of all City agencies’ goals and initiatives. Projects planned for 2023 include Mills and bike path to W Washington and Railroad splice case, fiber engineering for 2024 projects, fiber maintenance/break fixes, and a fiber consultant.

Project Budget by Funding Source

	2023	2024	2025	2026	2027	2028
GF GO Borrowing	690,500	837,000	887,000	1,037,000	925,000	928,000
TOTAL	\$ 690,500	\$ 837,000	\$ 887,000	\$ 1,037,000	\$ 925,000	\$ 928,000

Project **Network Operations & Infrastructure Lifecycle Management** Project # **12412**
 Citywide Element **Effective Government** Project Type **Program**

Project Description

This program maintains the City’s data network, data storage, systems hosting, backups, and internet access, while minimizing downtime to City operations. The goal of this program is to maintain a strong and secure technology infrastructure backbone. Projects planned for 2023 include server licensing and server separation.

Project Budget by Funding Source

	2023	2024	2025	2026	2027	2028
GF GO Borrowing	972,000	1,513,000	1,177,000	1,280,000	1,185,000	1,189,000
TOTAL	\$ 972,000	\$ 1,513,000	\$ 1,177,000	\$ 1,280,000	\$ 1,185,000	\$ 1,189,000

Project **Property Assessment System** Project # **10043**
 Citywide Element **Effective Government** Project Type **Project**

Project Description

This project is for the purchase of a new computer system for property assessments, specifically property data management, sales analysis, and property valuation. The goal of the project is to replace an obsolete system from the mid-1990’s with a modern system that combines all assessment functions into one integrated program utilized by the City’s Assessor’s Office. The project scope includes the purchase, deployment, and integration with the City’s GIS mapping and other enterprise systems. A vendor for the project was selected through an RFP in 2022, and funding in 2023 is for the final phases of implementation. The anticipated go live date for the system is 2023.

Project Budget by Funding Source

	2023	2024	2025	2026	2027	2028
GF GO Borrowing	100,000	-	-	-	-	-
TOTAL	\$ 100,000	\$ -	\$ -	\$ -	\$ -	\$ -

Project
Citywide Element

Security, Risk, and Compliance
Effective Government

Project # **17401**
Project Type **Program**

Project Description

This program protects the information contained, processed, or transmitted by information technology systems. This program is also responsible for developing and measuring compliance of security policies and procedures, minimizing risk through implementation of effective technical, administrative, and physical security controls. The goal of this program is to reduce the City's overall risk of security incidents to a moderate level or below. The Security, Risk, & Compliance Program supports the IT strategic priority of upholding a strong and secure technology infrastructure. A secure technology environment allows the City to operate safely and efficiently. By centering work on security, IT and other City agencies proactively protect the City's resources from evolving cybersecurity threats. Projects planned for 2023 include a security vulnerability assessment, Multi-factor Authentication, AD Review/Enhancements, and a Privilege Access Management Consultant.

Project Budget by Funding Source

	2023	2024	2025	2026	2027	2028
GF GO Borrowing	350,000	253,000	356,000	358,000	360,000	363,000
TOTAL	\$ 350,000	\$ 253,000	\$ 356,000	\$ 358,000	\$ 360,000	\$ 363,000

Information Technology

2023 Appropriation Schedule

2023 Appropriation

Executive Budget

	Request	GO Borrowing	Other	Total
311/CRM System	50,000	-	-	-
Audiovisual Systems	325,000	325,000	-	325,000
Camera Lifecycle Management	165,000	165,000	-	165,000
Database Lifecycle Management	150,000	150,000	-	150,000
Digital Accessibility & Engagement	125,000	125,000	-	125,000
Digital Workplace	1,100,000	1,100,000	-	1,100,000
Enterprise Business Solutions	150,000	150,000	-	150,000
Fiber and Wireless Network	1,029,000	690,500	-	690,500
Network Operations & Infrastructure Lifecycle Management	972,000	972,000	-	972,000
Property Assessment System	100,000	100,000	-	100,000
Security, Risk, and Compliance	350,000	350,000	-	350,000
	\$ 4,516,000	\$ 4,127,500	\$ -	\$ 4,127,500

Library

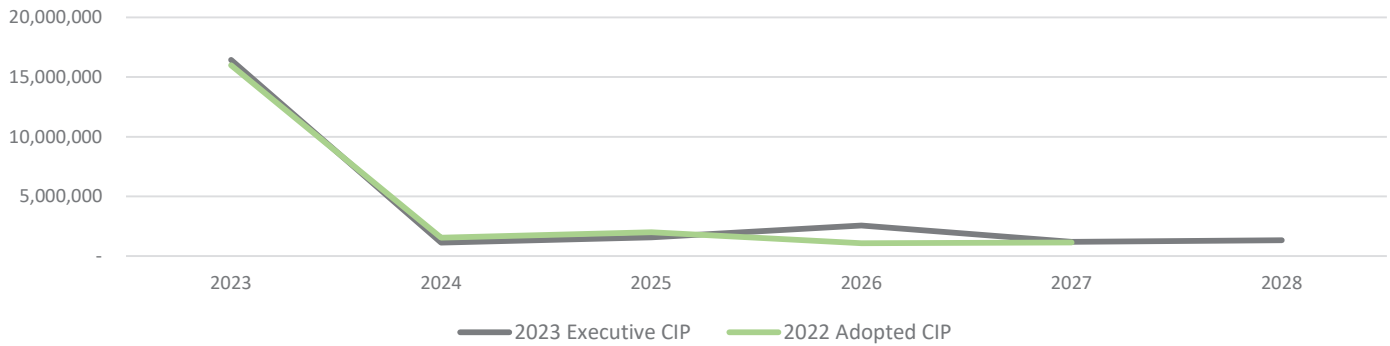
Capital Improvement Plan

Project Summary: Executive

	2023	2024	2025	2026	2027	2028
10 Plus Year Flooring Replacement	-	-	-	93,000	115,000	185,000
Central Library Green and Resilient	-	-	-	1,400,000	-	-
Central Library Improvements	-	-	250,000	-	-	-
Libr Major Repairs/Replacements	150,000	160,000	166,000	174,000	182,000	200,000
Library Collection	740,000	815,000	860,000	880,000	900,000	945,000
Library Keyscan Update	-	150,000	-	-	-	-
Library Service and Support Center Siding	250,000	-	-	-	-	-
Neighborhood Library LED Upgrade	300,000	-	-	-	-	-
Reindahl Imagination Center / Library	15,000,000	-	-	-	-	-
Technology Upgrades	-	-	287,000	-	-	-
	\$ 16,440,000	\$ 1,125,000	\$ 1,563,000	\$ 2,547,000	\$ 1,197,000	\$ 1,330,000

Changes from 2022 CIP

2023 Capital Improvement Plan
2023 Executive vs. 2022 Adopted



Major Changes

- 10 Plus Years Flooring Replacement
 - Project budget increased \$123k in GO Borrowing
 - Project moved from 2024 -2025 to 2026 -2028
- Central Library Green and Resilient
 - \$1.4m GO Borrowing project added in 2026 including LED lighting upgrades, a solar hot water system, and expansion of the current solar panel system
- Central Library Improvements
 - Project reduced by \$750k in GO Borrowing to include only the design process to inform future CIP construction budget requests
 - Project delayed from 2023 -2025 to 2025 to alleviate capacity concerns with the Imagination Center at Reindahl Park's construction
- Library Keyscan Update
 - \$150k GO Borrowing project added in 2024 to complete the Keyscan access card entry system installations at Central, Alicia Ashman, Lakeview, and Monroe Street Libraries
- Library Service and Support Center Siding
 - \$250k additional GO Borrowing added to the 2021 project in 2023 due to the increase in the price of steel
- Neighborhood Library LED Upgrade
 - \$300k increased GO Borrowing added to the 2020 project in 2023 due to inflation and labor shortages

Library

Budget Overview

2023 CIP by Expenditure Type

	2023	2024	2025	2026	2027	2028
Building	15,700,000	310,000	416,000	1,667,000	297,000	385,000
Library Collection	740,000	815,000	860,000	880,000	900,000	945,000
Machinery and Equipment	-	-	287,000	-	-	-
Total Expenditures	\$ 16,440,000	\$ 1,125,000	\$ 1,563,000	\$ 2,547,000	\$ 1,197,000	\$ 1,330,000

2023 CIP by Funding Source

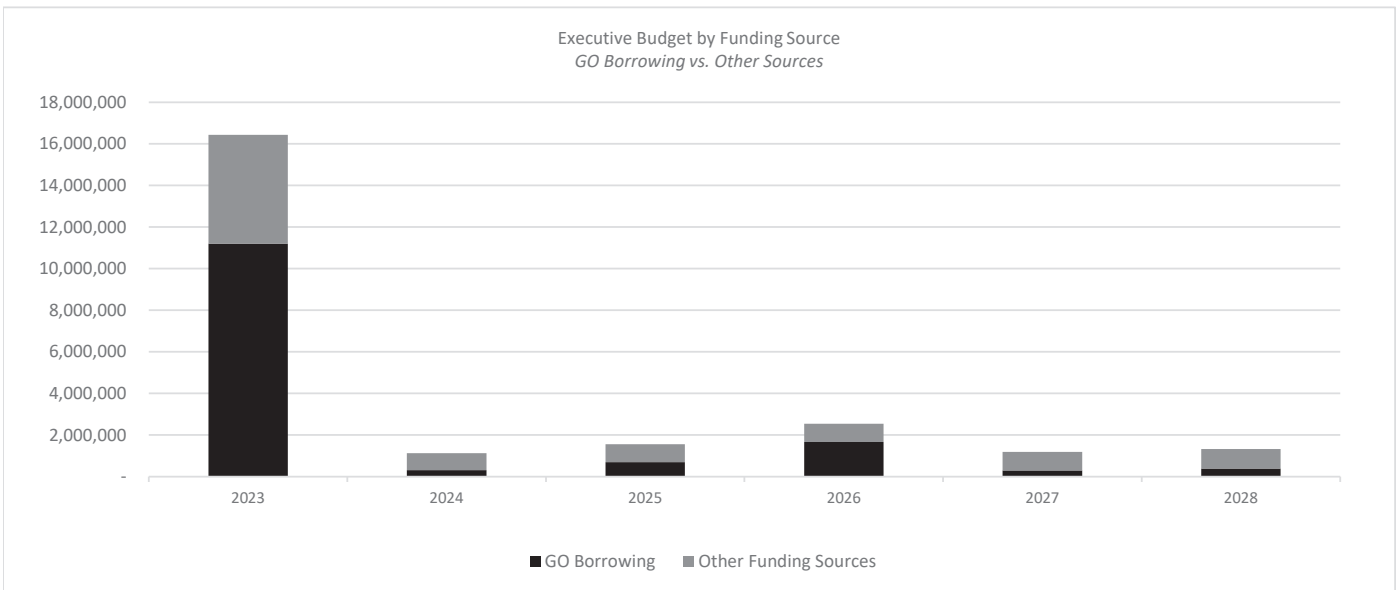
	2023	2024	2025	2026	2027	2028
GF GO Borrowing	11,200,000	310,000	703,000	1,667,000	297,000	385,000
Private Contribution/Donation	4,500,000	-	-	-	-	-
Transfer In From General Fund	740,000	815,000	860,000	880,000	900,000	945,000
Total Funding	\$ 16,440,000	\$ 1,125,000	\$ 1,563,000	\$ 2,547,000	\$ 1,197,000	\$ 1,330,000

Borrowing Summary

	2023	2024	2025	2026	2027	2028
Borrowing Schedule						
General Fund GO Borrowing	11,200,000	310,000	703,000	1,667,000	297,000	385,000
Non-General Fund GO Borrowing	-	-	-	-	-	-
Total GO Borrowing	\$ 11,200,000	\$ 310,000	\$ 703,000	\$ 1,667,000	\$ 297,000	\$ 385,000

Annual Debt Service

General Fund GO Borrowing	1,456,000	40,300	91,390	216,710	38,610	50,050
Non-General Fund GO Borrowing	-	-	-	-	-	-



Library

Budget Overview

Carry Forward GO Borrowing

	Unused Appropriation Authority	Reauthorized GO Borrowing
13826 AMPLIFYING COMMUNITY VOICES	67,000	-
17084 GSMB YOUTH TEEN IMPROVEMENTS	0	-
17085 IMAGINATION CENTER AT REINDAHL PARK	558,774	-
17074 LIBR MAJOR REPAIRS/REPLACEMENTS	86,102	-
12384 LIBRARY COLLECTION PURCHASES	606,208	-
13160 LIBRARY SUPPORT CENTER SIDING	278,292	-
12407 LIBRARY TECHNOLOGY UPGRADES	22,434	-
12410 NEIGHBORHOOD LIBRARY LED UPGRADE	70,711	-
10002 RELOCATE PINNEY NEIGHBORHD LIBRARY	707,896	-
	\$ 2,397,417	\$ -

Library

Project Overview

Project	10 Plus Year Flooring Replacement	Project #	12406
Citywide Element	Culture and Character	Project Type	Project

Project Description

This project funds the replacement of the flooring at the Meadowridge, Alicia Ashman, and Sequoia libraries. The goal of this project is to create a safer and healthier environment. The project will begin in 2026 at Meadowridge Library, followed in 2027 by the Alicia Ashman Library and concluding in 2028 with the Sequoia Library.

Project Budget by Funding Source

	2023	2024	2025	2026	2027	2028
GF GO Borrowing	-	-	-	93,000	115,000	185,000
TOTAL	\$ -	\$ -	\$ -	\$ 93,000	\$ 115,000	\$ 185,000

Project	Central Library Green and Resilient	Project #	14107
Citywide Element	Green and Resilient	Project Type	Project

Project Description

This project includes the LED lighting upgrade for Central Library, installation of a solar hot water heating system, and replacement and expansion of the current solar panel system (PV). The project is being completed in conjunction with City Engineering. Central Library is 120,000 square feet and this project will achieve significant energy cost savings.

Project Budget by Funding Source

	2023	2024	2025	2026	2027	2028
GF GO Borrowing	-	-	-	1,400,000	-	-
TOTAL	\$ -	\$ -	\$ -	\$ 1,400,000	\$ -	\$ -

Project	Central Library Improvements	Project #	17036
Citywide Element	Culture and Character	Project Type	Project

Project Description

This project funds facility improvements to the Central Library to address maintenance that is needed since the renovation of the facility. In 2025, community conversations will inform a formal design process whose goal is to address the refurbishment of Central Library in the most equitable manner possible. The result of that process will inform a future CIP for construction costs.

Project Budget by Funding Source

	2023	2024	2025	2026	2027	2028
GF GO Borrowing	-	-	250,000	-	-	-
TOTAL	\$ -	\$ -	\$ 250,000	\$ -	\$ -	\$ -

Project
Citywide Element

Libr Major Repairs/Replacements
Culture and Character

Project # **17074**
Project Type **Program**

Project Description

This program funds repair and maintenance needs at the nine library locations and the Maintenance Support Center. The goal of the program is to maintain efficient and sustainable building systems. Funding in 2023 will support the purchase of a replacement for the Central Library John Deere snow removal tractor (2006), improve heating capacity and efficiency at Sequoya Library front entrance, painting at Lakeview Library, HVAC sensor repairs at Central Library, study room and youth carpeting at Goodman South Madison Library, as well as addressing emergency system repairs.

Project Budget by Funding Source

	2023	2024	2025	2026	2027	2028
GF GO Borrowing	150,000	160,000	166,000	174,000	182,000	200,000
TOTAL	\$ 150,000	\$ 160,000	\$ 166,000	\$ 174,000	\$ 182,000	\$ 200,000

Project
Citywide Element

Library Collection
Culture and Character

Project # **12384**
Project Type **Program**

Project Description

This program funds additions and replacements to Madison Public Library's (MPL) materials collection in all formats, other than electronic resources and periodicals. The goal of the program is to maintain an equitable collection of materials in a variety of formats that meet the cultural, educational, and recreational needs of the Library's patrons. MPL must comply with the Dane County Library Standards for minimum annual material expenditures per capita (2021 standard: \$881,392; MPL purchases \$1,127,437), minimum total items held per capita (2021 standard: 648,083; MPL holdings 1,016,989), and minimum annual item acquisitions as a percent of items held per capita (2021 standard: 5%; MPL 5.6%). Failure to comply with these standards would subject Madison residents to the Dane County Library Tax.

Project Budget by Funding Source

	2023	2024	2025	2026	2027	2028
Transfer In From General Fund	740,000	815,000	860,000	880,000	900,000	945,000
TOTAL	\$ 740,000	\$ 815,000	\$ 860,000	\$ 880,000	\$ 900,000	\$ 945,000

Project
Citywide Element

Library Keyscan Update
Health and Safety

Project # **14100**
Project Type **Project**

Project Description

This project will complete the Keyscan access card entry system installations at Central, Alicia Ashman, Lakeview, and Monroe Street Libraries. When the Keyscan project is complete, exterior doors can be re-keyed throughout the system.

Project Budget by Funding Source

	2023	2024	2025	2026	2027	2028
GF GO Borrowing	-	150,000	-	-	-	-
TOTAL	\$ -	\$ 150,000	\$ -	\$ -	\$ -	\$ -

Project **Library Service and Support Center Siding** Project # **13160**
 Citywide Element **Culture and Character** Project Type **Project**

Project Description

This project funds siding installation at the Library Service and Support Center. The goal of this project is to address leaking which has occurred since the building opened in 2017 and to provide long term protection to the masonry wall against annual freeze/thaw cycles. Additional funding in 2023 is due to the increase in the price of steel, the main building element involved in this project. The project will be completed in 2023.

Project Budget by Funding Source

	2023	2024	2025	2026	2027	2028
GF GO Borrowing	250,000	-	-	-	-	-
TOTAL	\$ 250,000	\$ -	\$ -	\$ -	\$ -	\$ -

Project **Neighborhood Library LED Upgrade** Project # **12410**
 Citywide Element **Green and Resilient** Project Type **Project**

Project Description

This project funds the conversion of lighting in the neighborhood libraries to LED. The goal of the project is reduced energy consumption. Progress will be measured by energy savings in kilowatt hours. The conversion will result in reduced kilowatt hour consumption, purchase of electrical supplies, and facility maintenance worker staff time. An estimated return on investment for this project is 15.4 years. Due to inflation and labor shortages, the original budget requires an additional \$300,000 to complete the last proposed location, the Goodman South Madison Library.

Project Budget by Funding Source

	2023	2024	2025	2026	2027	2028
GF GO Borrowing	300,000	-	-	-	-	-
TOTAL	\$ 300,000	\$ -	\$ -	\$ -	\$ -	\$ -

Project **Reindahl Imagination Center / Library** Project # **17085**
 Citywide Element **Culture and Character** Project Type **Project**

Project Description

This project funds a new library and Imagination Center on Madison's northeast side. The goal of the project is to provide a safe public space with health and environmental literacy resources and educational opportunities through partnerships with Madison Parks, Community Development, and key eastside health facilities. The Imagination Center at Reindahl Park will be a 16,000 square foot one story building that will function as a Library and Parks Pavilion. Funding was provided in 2018 for community outreach and scoping of the project, these efforts remain ongoing. Design is occurring in 2022; construction is scheduled to begin in 2023. Operating costs of the new facility are estimated to be \$1,545,000 annually. Additional operating costs for the IT partnership is estimated to be \$25,000 and the operating costs for the Parks partnership is estimated to be \$195,000. Expenditure of the 2022 project budget was contingent on the submission of an operating cost plan and Common Council approval of that plan via Amendment #3 adopted by the Finance Committee. This resolution, RES-22-00168, was approved on March 1, 2022 (Legistar file #69360).

Project Budget by Funding Source

	2023	2024	2025	2026	2027	2028
GF GO Borrowing	10,500,000	-	-	-	-	-
Private Contribution/Donation	4,500,000	-	-	-	-	-
TOTAL	\$ 15,000,000	\$ -	\$ -	\$ -	\$ -	\$ -

Project
Citywide Element

Technology Upgrades
Effective Government

Project # **12407**
Project Type **Project**

Project Description

This project funds the technology upgrades at all Madison Public Library locations. The goal of the project is to allow for more effective communication and distribution of Library information and equitable access to civic government. Specific projects include upgrading AV equipment at Meadowridge, Hawthorne, Alicia Ashman, Lakeview and Sequoya Libraries; installation of a Library system-wide digital signage platform; and replacement of the Library's commercial printer.

Project Budget by Funding Source

	2023	2024	2025	2026	2027	2028
GF GO Borrowing	-	-	287,000	-	-	-
TOTAL	\$ -	\$ -	\$ 287,000	\$ -	\$ -	\$ -

Library

2023 Appropriation Schedule

2023 Appropriation

Executive Budget

	Request	GO Borrowing	Other	Total
Libr Major Repairs/Replacements	150,000	150,000	-	150,000
Library Collection	740,000	-	740,000	740,000
Library Service and Support Center Siding	250,000	250,000	-	250,000
Neighborhood Library LED Upgrade	300,000	300,000	-	300,000
Reindahl Imagination Center / Library	15,000,000	10,500,000	4,500,000	15,000,000
	\$ 16,440,000	\$ 11,200,000	\$ 5,240,000	\$ 16,440,000

Mayor's Office

Capital Improvement Plan

Project Summary: Executive

	2023	2024	2025	2026	2027	2028
Sustainability Improvements	850,000	850,000	850,000	850,000	850,000	850,000
	\$ 850,000	\$ 850,000	\$ 850,000	\$ 850,000	\$ 850,000	\$ 850,000

Changes from 2022 CIP



Major Changes

- No major changes.

Mayor's Office

Budget Overview

2023 CIP by Expenditure Type

	2023	2024	2025	2026	2027	2028
Other	850,000	850,000	850,000	850,000	850,000	850,000
Total Expenditures	\$ 850,000	\$ 850,000	\$ 850,000	\$ 850,000	\$ 850,000	\$ 850,000

2023 CIP by Funding Source

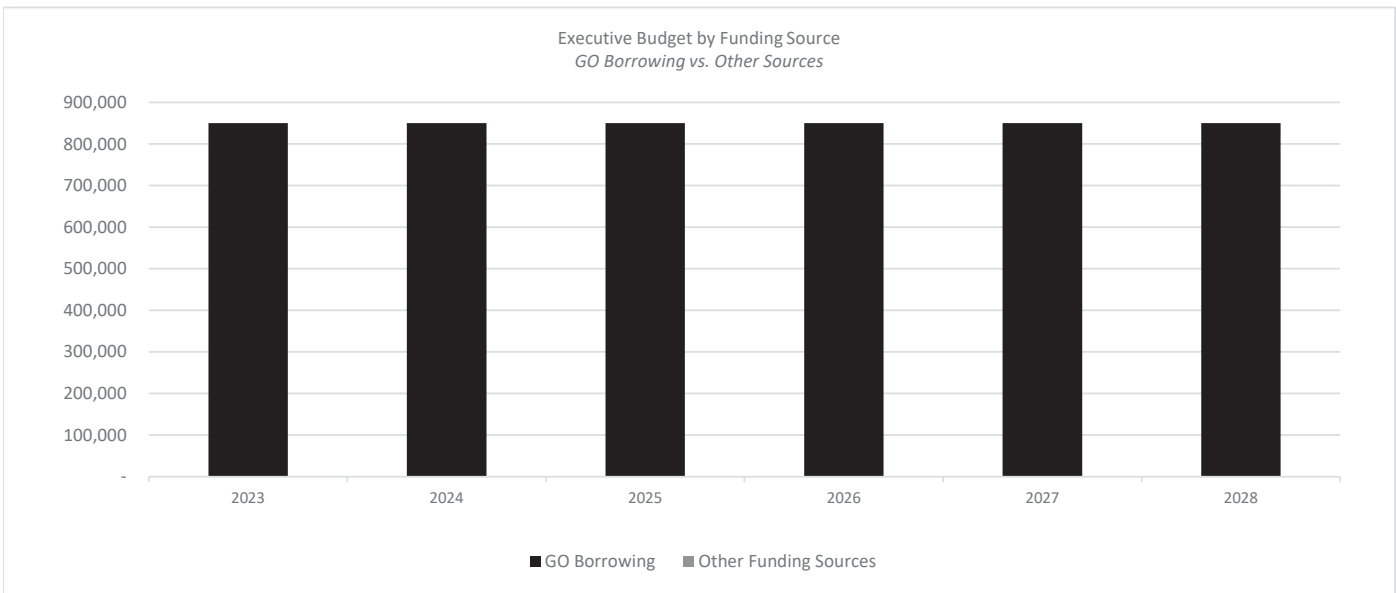
	2023	2024	2025	2026	2027	2028
GF GO Borrowing	850,000	850,000	850,000	850,000	850,000	850,000
Total Funding	\$ 850,000	\$ 850,000	\$ 850,000	\$ 850,000	\$ 850,000	\$ 850,000

Borrowing Summary

	2023	2024	2025	2026	2027	2028
Borrowing Schedule						
General Fund GO Borrowing	850,000	850,000	850,000	850,000	850,000	850,000
Non-General Fund GO Borrowing	-	-	-	-	-	-
Total GO Borrowing	\$ 850,000	\$ 850,000	\$ 850,000	\$ 850,000	\$ 850,000	\$ 850,000

Annual Debt Service

General Fund GO Borrowing	110,500	110,500	110,500	110,500	110,500	110,500
Non-General Fund GO Borrowing	-	-	-	-	-	-



Carry Forward GO Borrowing

	Unused Appropriation Authority	Reauthorized GO Borrowing
10563 SUSTAINABILITY IMPROVEMENTS	1,017,763	-
	\$ 1,017,763	\$ -

Mayor's Office

Project Overview

Project	Sustainability Improvements	Project #	10563
Citywide Element	Green and Resilient	Project Type	Program

Project Description

This program is for implementation of the City of Madison's sustainability and climate resilience projects. This program's goals include: (1) reaching the City's goal of 100% renewable energy and net zero carbon emissions for City operations by 2030 and communitywide by 2050; (2) improving the City's resilience to the direct and indirect impacts of climate change; (3) and reducing the City's overall environmental impact, all while centering equity and environmental justice. Projects funded in this program are included in the City's Sustainability Plan, recommendations of the 100% Renewable Madison Report, and the Climate Forward agenda. Projects planned for 2023 include advancing renewable energy through the MadiSUN program and purchasing Renewable Energy Credits (RECs), improving building energy efficiency through the Commercial Building Energy Savings initiative and initiatives to electrify building systems, reduce waste going to the landfill, and to advance resilience to extreme heat events.

Project Budget by Funding Source

	2023	2024	2025	2026	2027	2028
GF GO Borrowing	850,000	850,000	850,000	850,000	850,000	850,000
TOTAL	\$ 850,000	\$ 850,000	\$ 850,000	\$ 850,000	\$ 850,000	\$ 850,000

Mayor's Office

2023 Appropriation Schedule

2023 Appropriation

Executive Budget

	Request	GO Borrowing	Other	Total
	Sustainability Improvements	850,000	850,000	-
	\$ 850,000	\$ 850,000	\$ -	\$ 850,000

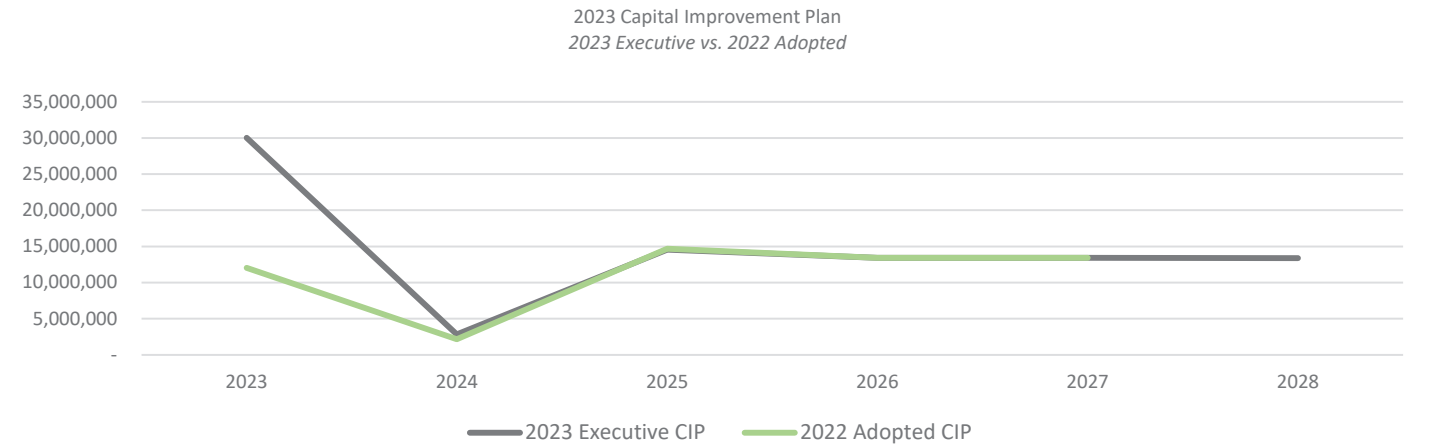
Metro Transit

Capital Improvement Plan

Project Summary: Executive

	2023	2024	2025	2026	2027	2028
Facilities Repairs and Improvement	15,400,000	40,000	40,000	40,000	40,000	40,000
Metro Satellite Bus Facility	12,500,000	-	-	-	-	-
Transit Coaches	-	-	13,200,000	13,200,000	13,200,000	13,200,000
Transit System Upgrades	2,126,000	2,799,000	1,306,000	178,000	186,000	131,000
	\$ 30,026,000	\$ 2,839,000	\$ 14,546,000	\$ 13,418,000	\$ 13,426,000	\$ 13,371,000

Changes from 2022 CIP



Major Changes

- Facilities Repairs and Improvement
 - GO borrowing for the program has been reduced by \$1.0m due to the award of a \$6.4m federal bus and bus facilities grant
 - The majority of the \$6.4m bus and bus facilities grant will be used to cover increased construction costs for renovations at the 1101 East Washington facility
- Metro Satellite Bus Facility
 - \$12.5m in anticipated federal funds have been added to support improvements at Metro's new satellite facility on Hanson Rd.
- Transit System Upgrades
 - \$140k in funding from 2025 is moved \$70k each to 2023 and 2024 as scrubbers will need to be replaced sooner than expected
 - Project budget increased by \$600k in 2024 anticipating equipment purchases with the opening of the satellite facility on Hanson Rd.
 - The program continues to be funded from General Fund-supported borrowing to alleviate pressure on qualifying under the State's Expenditure Restraint Program

Metro Transit

Budget Overview

2023 CIP by Expenditure Type

	2023	2024	2025	2026	2027	2028
Building	27,900,000	40,000	40,000	40,000	40,000	40,000
Machinery and Equipment	2,126,000	2,799,000	14,506,000	13,378,000	13,386,000	13,331,000
Total Expenditures	\$ 30,026,000	\$ 2,839,000	\$ 14,546,000	\$ 13,418,000	\$ 13,426,000	\$ 13,371,000

2023 CIP by Funding Source

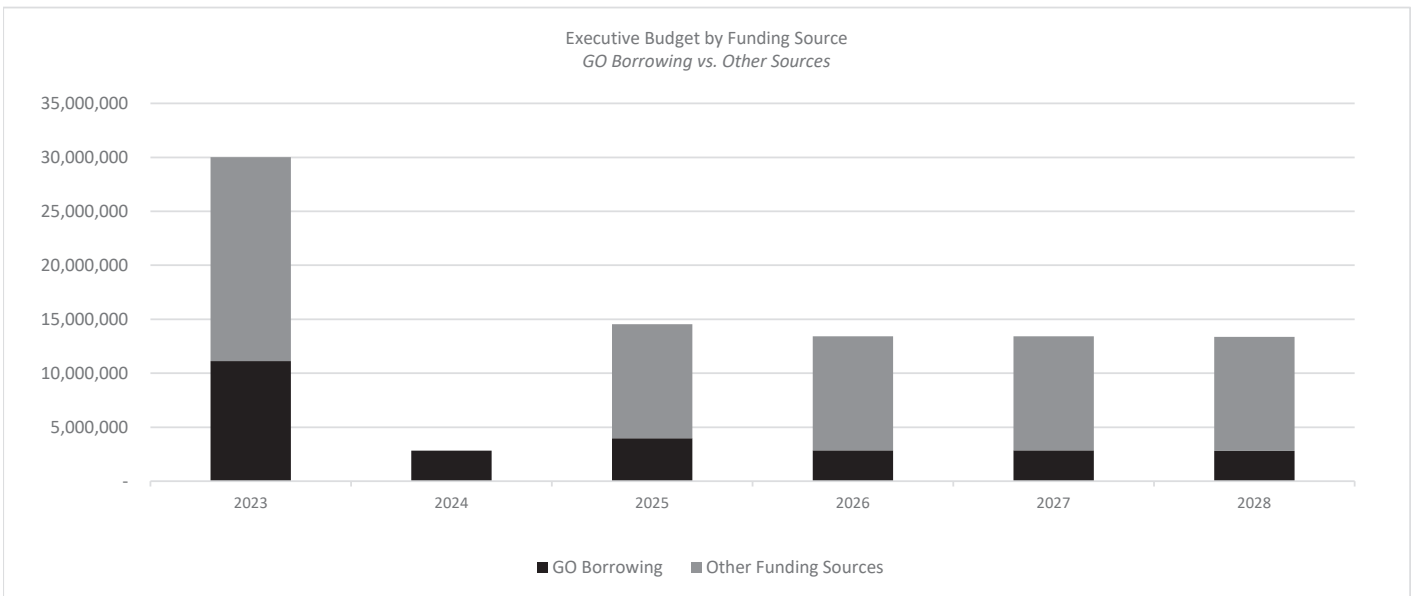
	2023	2024	2025	2026	2027	2028
GF GO Borrowing	11,126,000	2,839,000	1,346,000	218,000	226,000	171,000
Non-GF GO Borrowing	-	-	2,640,000	2,640,000	2,640,000	2,640,000
Federal Sources	18,900,000	-	10,560,000	10,560,000	10,560,000	10,560,000
TIF Increment	-	-	-	-	-	-
Total Funding	\$ 30,026,000	\$ 2,839,000	\$ 14,546,000	\$ 13,418,000	\$ 13,426,000	\$ 13,371,000

Borrowing Summary

	2023	2024	2025	2026	2027	2028
Borrowing Schedule						
General Fund GO Borrowing	11,126,000	2,839,000	1,346,000	218,000	226,000	171,000
Non-General Fund GO Borrowing	-	-	2,640,000	2,640,000	2,640,000	2,640,000
Total GO Borrowing	\$ 11,126,000	\$ 2,839,000	\$ 3,986,000	\$ 2,858,000	\$ 2,866,000	\$ 2,811,000

Annual Debt Service

General Fund GO Borrowing	1,446,380	369,070	174,980	28,340	29,380	22,230
Non-General Fund GO Borrowing	-	-	343,200	343,200	343,200	343,200



Carry Forward GO Borrowing

	Unused Appropriation Authority	Reauthorized GO Borrowing
85002 FACILITY REPAIRS & IMPROVEMENTS	2,042,461	1,000,000
10950 METRO SATELLITE BUS FACILITY	6,910,820	5,000,000
85001 TRANSIT COACHES (MAJOR)	6,797,502	-
85003 TRANSIT SYSTEM UPGRADES	2,343,458	1,624,000
	\$ 18,094,241	\$ 7,624,000

Metro Transit

Project Overview

Project	Facilities Repairs and Improvement	Project #	85002
Citywide Element	Land Use and Transportation	Project Type	Program

Project Description

This program is for major building repairs and improvements to the existing Metro Transit facility at 1101 East Washington Avenue. This program's goal is to ensure that the Metro facility remains usable for at least the next 20 years. The project scope includes recommendations of a 2018 study, which detailed a 4-phase construction plan for the facility. Funding in 2023 supports Phase 3B that provides upgrades to the administrative and support areas. Funding for additional phases, which would include bus storage remodeling and exterior building improvements, is deferred beyond the CIP.

Project Budget by Funding Source

	2023	2024	2025	2026	2027	2028
GF GO Borrowing	9,000,000	40,000	40,000	40,000	40,000	40,000
Federal Sources	6,400,000	-	-	-	-	-
TOTAL	\$ 15,400,000	\$ 40,000	\$ 40,000	\$ 40,000	\$ 40,000	\$ 40,000

Project	Metro Satellite Bus Facility	Project #	10950
Citywide Element	Land Use and Transportation	Project Type	Project

Project Description

This project supports Metro Transit's satellite bus facility that was purchased in 2021 and is located on Hanson Road. The goal of the project is to alleviate space constraints at Metro's existing East Washington Avenue location in preparation of Bus Rapid Transit. Federal funding in 2023 will support improvements at the new facility including maintenance bays, lifts, a service lane, bus wash, and utility infrastructure. With this proposed increase, total funding for the facility project is \$37.6m.

Project Budget by Funding Source

	2023	2024	2025	2026	2027	2028
Federal Sources	12,500,000	-	-	-	-	-
TOTAL	\$ 12,500,000	\$ -	\$ -	\$ -	\$ -	\$ -

Project	Transit Coaches	Project #	85001
Citywide Element	Land Use and Transportation	Project Type	Program

Project Description

This program is for the replacement of fixed route transit coaches. The program's goal is to maintain an updated fleet of vehicles for Metro Transit's fixed route service. All transit coaches purchased through this program meet both EPA Emission Standards and Americans with Disabilities Act requirements. Funding is included in the Transportation budget in 2023 and 2024 to acquire buses for the Bus Rapid Transit Project. Metro anticipates the purchase of electric buses starting in 2025.

Project Budget by Funding Source

	2023	2024	2025	2026	2027	2028
Non-GF GO Borrowing	-	-	2,640,000	2,640,000	2,640,000	2,640,000
Federal Sources	-	-	10,560,000	10,560,000	10,560,000	10,560,000
TOTAL	\$ -	\$ -	\$ 13,200,000	\$ 13,200,000	\$ 13,200,000	\$ 13,200,000

Project
Citywide Element

Transit System Upgrades
Land Use and Transportation

Project # **85003**
Project Type **Program**

Project Description

This program is for Metro Transit's equipment and software enhancements. The program's goal is to improve the efficiency of Metro Transit's operations by updating the system tools used for the services provided. Amounts in 2023 to 2025 will support capital investments meant to reduce future operating costs and help address the agency's operating deficit.

Project Budget by Funding Source

	2023	2024	2025	2026	2027	2028
GF GO Borrowing	2,126,000	2,799,000	1,306,000	178,000	186,000	131,000
TOTAL	\$ 2,126,000	\$ 2,799,000	\$ 1,306,000	\$ 178,000	\$ 186,000	\$ 131,000

Metro Transit

2023 Appropriation Schedule

2023 Appropriation

Executive Budget

	Request	GO Borrowing	Other	Total
Facilities Repairs and Improvement	27,900,000	9,000,000	6,400,000	15,400,000
Metro Satellite Bus Facility	-	-	12,500,000	12,500,000
Transit System Upgrades	2,126,000	2,126,000	-	2,126,000
	\$ 30,026,000	\$ 11,126,000	\$ 18,900,000	\$ 30,026,000

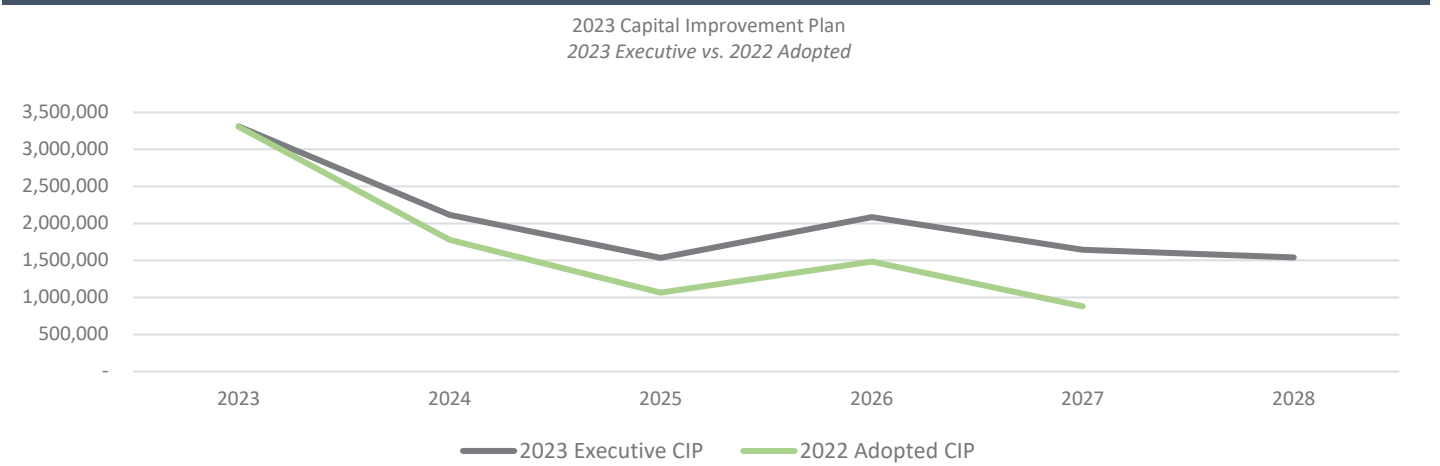
Monona Terrace

Capital Improvement Plan

Project Summary: Executive

	2023	2024	2025	2026	2027	2028
Building and Building Improvements	2,260,000	1,735,500	520,000	1,335,000	610,000	770,000
Machinery and Other Equipment	1,050,000	380,000	1,015,000	750,000	1,035,000	770,000
	\$ 3,310,000	\$ 2,115,500	\$ 1,535,000	\$ 2,085,000	\$ 1,645,000	\$ 1,540,000

Changes from 2022 CIP



Major Changes

- Building and Building Improvements
 - Program budget increased \$1.4m from 2024 to 2027 due to the identification of additional renovation projects
- Machinery and Other Equipment
 - Program budget increased \$780k from 2023 to 2027 due to updated pricing and the identification of additional replacements

Monona Terrace

Budget Overview

2023 CIP by Expenditure Type

	2023	2024	2025	2026	2027	2028
Building	2,260,000	1,735,500	520,000	1,335,000	610,000	770,000
Machinery and Equipment	1,050,000	380,000	1,015,000	750,000	1,035,000	770,000
Total Expenditures	\$ 3,310,000	\$ 2,115,500	\$ 1,535,000	\$ 2,085,000	\$ 1,645,000	\$ 1,540,000

2023 CIP by Funding Source

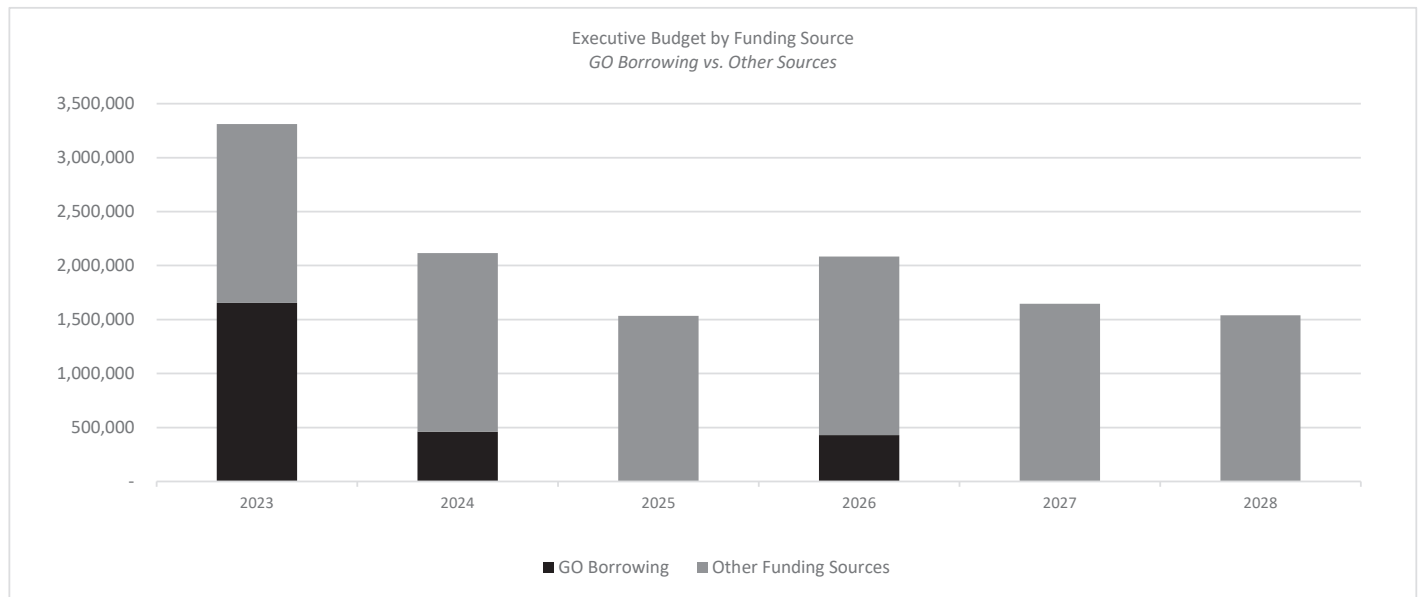
	2023	2024	2025	2026	2027	2028
Non-GF GO Borrowing	1,655,000	460,500	-	430,000	-	-
Room Tax	1,655,000	1,655,000	1,535,000	1,655,000	1,645,000	1,540,000
Total Funding	\$ 3,310,000	\$ 2,115,500	\$ 1,535,000	\$ 2,085,000	\$ 1,645,000	\$ 1,540,000

Borrowing Summary

	2023	2024	2025	2026	2027	2028
Borrowing Schedule						
General Fund GO Borrowing	-	-	-	-	-	-
Non-General Fund GO Borrowing	1,655,000	460,500	-	430,000	-	-
Total GO Borrowing	\$ 1,655,000	\$ 460,500	\$ -	\$ 430,000	\$ -	\$ -

Annual Debt Service

General Fund GO Borrowing	-	-	-	-	-	-
Non-General Fund GO Borrowing	215,150	59,865	-	55,900	-	-



Carry Forward GO Borrowing

	Unused Appropriation Authority	Reauthorized GO Borrowing
10031 BUILDING AND BUILDING IMPROVEMENTS	650,371	887,602
10037 MACHINERY AND OTHER EQUIPMENT	279,553	-
Total	\$ 929,925	\$ 887,602

Monona Terrace

Project Overview

Project	Building and Building Improvements	Project #	10031
Citywide Element	Culture and Character	Project Type	Program

Project Description

This program funds building improvements at Monona Terrace Community and Convention Center. The goal of the program is to increase efficiencies, reduce maintenance costs, and improve customer experience at Monona Terrace. Increased budget in 2023 and 2024 is for a major renovation of Monona Terrace, which is completed on a ten-year cycle. Funding to ensure Monona Terrace major capital needs are addressed will require long-range planning by the Room Tax Commission, including setting aside revenue in capital reserves.

Project Budget by Funding Source

	2023	2024	2025	2026	2027	2028
Non-GF GO Borrowing	1,655,000	460,500	-	430,000	-	-
Room Tax	605,000	1,275,000	520,000	905,000	610,000	770,000
TOTAL	\$ 2,260,000	\$ 1,735,500	\$ 520,000	\$ 1,335,000	\$ 610,000	\$ 770,000

Project	Machinery and Other Equipment	Project #	10037
Citywide Element	Culture and Character	Project Type	Program

Project Description

This program funds machinery and equipment purchases at Monona Terrace. The program's goal is to provide a safe environment for clients and guests and to increase overall customer satisfaction. Projects planned for 2023 include preparation for 2024's renovation year - purchase of replacement banquet chairs, stage skirting, decor package, cleaning equipment, rooftop stage and stairs, replacing work stations, and projector replacements.

Project Budget by Funding Source

	2023	2024	2025	2026	2027	2028
Room Tax	1,050,000	380,000	1,015,000	750,000	1,035,000	770,000
TOTAL	\$ 1,050,000	\$ 380,000	\$ 1,015,000	\$ 750,000	\$ 1,035,000	\$ 770,000

Monona Terrace

2023 Appropriation Schedule

2023 Appropriation

Executive Budget

	Request	GO Borrowing	Other	Total
Building and Building Improvements	2,260,000	1,655,000	605,000	2,260,000
Machinery and Other Equipment	1,050,000	-	1,050,000	1,050,000
	\$ 3,310,000	\$ 1,655,000	\$ 1,655,000	\$ 3,310,000

Parking Utility

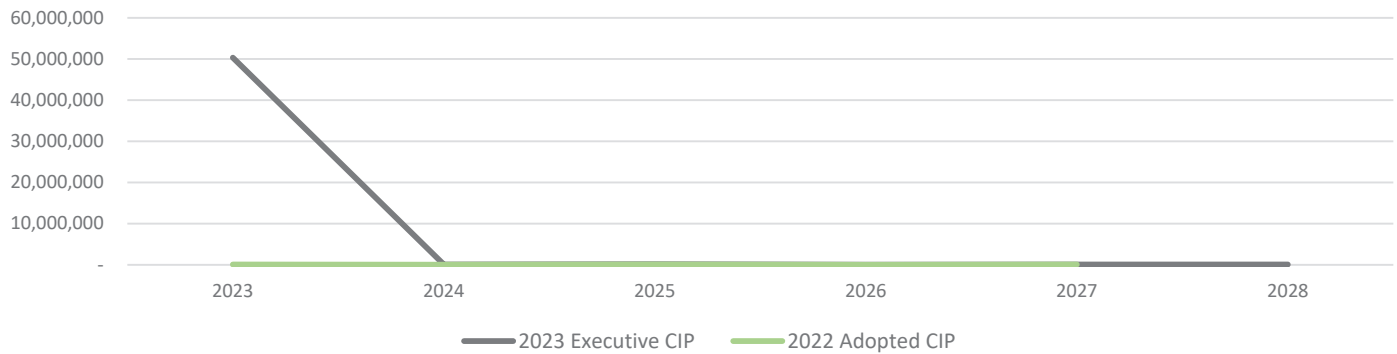
Capital Improvement Plan

Project Summary: Executive

	2023	2024	2025	2026	2027	2028
Garage Lighting Replacement	420,000	-	-	-	-	-
Intercity Bus Terminal	1,700,000	-	-	-	-	-
PEO Technology Equipment	169,700	40,500	42,500	-	-	-
State Street Campus Garage Replacement	47,957,495	-	-	-	-	-
Vehicle Replacement	88,000	37,000	96,000	40,000	74,000	93,000
	\$ 50,335,195	\$ 77,500	\$ 138,500	\$ 40,000	\$ 74,000	\$ 93,000

Changes from 2022 CIP

2023 Capital Improvement Plan
2023 Executive vs. 2022 Adopted



Major Changes

- **Garage Lighting Program**
 - The Garage Lighting Replacement project last received budget appropriation in the 2019 adopted capital budget
 - Project added back to the CIP with \$420k funded by Parking Reserves to address increased costs
- **Intercity Bus Terminal**
 - \$1.7m project added to the CIP to construct an intercity bus terminal as part of the State Street Campus Garage reconstruction
 - The project will be funded by General Fund GO borrowing
- **PEO Technology Equipment**
 - \$253k project added to the CIP funded by General Fund GO borrowing to replace handheld radios and vehicle computer equipment used by Parking Enforcement Officers
- **State Street Campus Garage Replacement**
 - \$48.0m project added to the CIP to replace the State Street Campus Garage and coordinate with private development
 - Funding for the project includes \$18.5m in Parking reserves, \$15.0m in TIF supported borrowing, and \$14.5m in Parking Fund supported GO borrowing
 - Parking Utility will receive an \$18.0m air rights payment plus \$500k for an apartment liner that will be deposited in Parking's reserves

Parking Utility

Budget Overview

2023 CIP by Expenditure Type

	2023	2024	2025	2026	2027	2028
Building	48,768,495	-	-	-	-	-
Land Improvements	1,309,000	-	-	-	-	-
Machinery and Equipment	257,700	77,500	138,500	40,000	74,000	93,000
Total Expenditures	\$ 50,335,195	\$ 77,500	\$ 138,500	\$ 40,000	\$ 74,000	\$ 93,000

2023 CIP by Funding Source

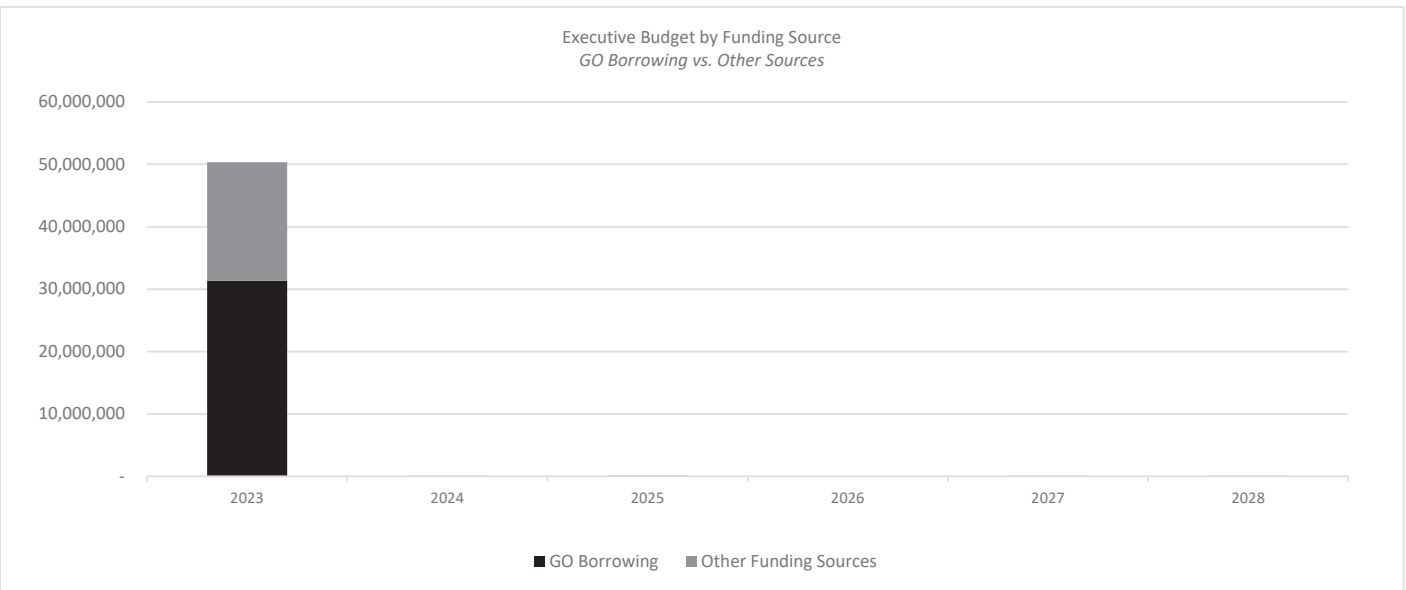
	2023	2024	2025	2026	2027	2028
GF GO Borrowing	1,869,700	40,500	42,500	-	-	-
Non-GF GO Borrowing	29,457,495	-	-	-	-	-
Reserves Applied	19,008,000	37,000	96,000	40,000	74,000	93,000
Total Funding	\$ 50,335,195	\$ 77,500	\$ 138,500	\$ 40,000	\$ 74,000	\$ 93,000

Borrowing Summary

	2023	2024	2025	2026	2027	2028
Borrowing Schedule						
General Fund GO Borrowing	1,869,700	40,500	42,500	-	-	-
Non-General Fund GO Borrowing	29,457,495	-	-	-	-	-
Total GO Borrowing	\$ 31,327,195	\$ 40,500	\$ 42,500	\$ -	\$ -	\$ -

Annual Debt Service

General Fund GO Borrowing	243,061	5,265	5,525	-	-	-
Non-General Fund GO Borrowing	3,829,474	-	-	-	-	-



Parking Utility

Budget Overview

Carry Forward GO Borrowing

	Unused Appropriation Authority	Reauthorized GO Borrowing
1627 CAPITOL EAST PARKING STRUCTURE	4,712	-
16120 GARAGE LIGHTING REPLACEMENT (LED)	677,194	-
11983 JUDGE DOYLE SQUARE	150,039	-
19005 OVERTURE PARKING GARAGE FENCING/SCR	624,900	-
19010 PARKING GARAGE WINDOW REPLACEMENT P	192,650	-
10397 REVENUE EQUIPMENT REPLACEMENT	190,907	-
16003 SINGLE SPACE METER REPLACEMENT	1,292,866	-
17600 VEHICLE REPLACEMENT PRGM MAJOR	253,240	-
	\$ 3,386,508	\$ -

Parking Utility

Project Overview

Project	Garage Lighting Replacement	Project #	16120
Citywide Element	Green and Resilient	Project Type	Program

Project Description

This project will replace the overhead lighting fixtures with energy efficient LED lights in Parking garages, specifically the Overture garage, operated by the Parking Division. The goal is to replace obsolete fixtures with energy efficient, longer lasting, and higher quality lights.

Project Budget by Funding Source

	2023	2024	2025	2026	2027	2028
Reserves Applied	420,000	-	-	-	-	-
TOTAL	\$ 420,000	\$ -	\$ -	\$ -	\$ -	\$ -

Project	Intercity Bus Terminal	Project #	14146
Citywide Element	Land Use and Transportation	Project Type	Project

Project Description

This project constructs an Intercity Bus Terminal as part of the State Street Campus Garage reconstruction and mixed use development. The Intercity Bus Terminal will include an indoor waiting area with the potential for restrooms and other service amenities. The Intercity Bus Terminal is one component of a public-private partnership that includes replacement of the State Street Campus garage as well as student housing.

Project Budget by Funding Source

	2023	2024	2025	2026	2027	2028
GF GO Borrowing	1,700,000	-	-	-	-	-
TOTAL	\$ 1,700,000	\$ -	\$ -	\$ -	\$ -	\$ -

Project	PEO Technology Equipment	Project #	14147
Citywide Element	Effective Government	Project Type	Project

Project Description

This project replaces 32 handheld radios and vehicle computer equipment used by Parking Enforcement Officers and are needed with the transfer of Parking Enforcement Officers from the Police Department to the Parking Division.

Project Budget by Funding Source

	2023	2024	2025	2026	2027	2028
GF GO Borrowing	169,700	40,500	42,500	-	-	-
TOTAL	\$ 169,700	\$ 40,500	\$ 42,500	\$ -	\$ -	\$ -

Project	State Street Campus Garage Replacement	Project #	14145
Citywide Element	Land Use and Transportation	Project Type	Project

Project Description

This project replaces a parking facility nearing the end of its structural life while providing additional housing and an intercity bus terminal through a private public partnership. The project is connected with the complementing projects of an intercity bus terminal and student housing.

Project Budget by Funding Source

	2023	2024	2025	2026	2027	2028
Non-GF GO Borrowing	29,457,495	-	-	-	-	-
Reserves Applied	18,500,000	-	-	-	-	-
TOTAL	\$ 47,957,495	\$ -	\$ -	\$ -	\$ -	\$ -

Project	Vehicle Replacement	Project #	17600
Citywide Element	Green and Resilient	Project Type	Program

Project Description

This program funds the replacement of Parking Utility vehicles. The goal of the program is to replace vehicles on a ten year cycle, realizing savings on maintenance, repairs, and fuel. Planned purchases in 2023 include two replacement vehicles.

Project Budget by Funding Source

	2023	2024	2025	2026	2027	2028
Reserves Applied	88,000	37,000	96,000	40,000	74,000	93,000
TOTAL	\$ 88,000	\$ 37,000	\$ 96,000	\$ 40,000	\$ 74,000	\$ 93,000

Parking Utility

2023 Appropriation Schedule

2023 Appropriation

Executive Budget

	Request	GO Borrowing	Other	Total
Garage Lighting Replacement	420,000	-	420,000	420,000
Intercity Bus Terminal	200,000	1,700,000	-	1,700,000
PEO Facility	200,000	-	-	-
PEO Technology Equipment	169,700	169,700	-	169,700
State Street Campus Garage Replacement	4,160,000	29,457,495	18,500,000	47,957,495
Vehicle Replacement	88,000	-	88,000	88,000
	\$ 5,237,700	\$ 31,327,195	\$ 19,008,000	\$ 50,335,195

Parks Division

Capital Improvement Plan

Project Summary: Executive

	2023	2024	2025	2026	2027	2028
Athletic Field Improvements	90,000	90,000	90,000	460,000	430,000	340,000
Beach And Shoreline Improvements	195,000	315,000	810,000	970,000	1,280,000	275,000
Brittingham Beach House	-	-	-	-	-	200,000
Conservation Park Improvements	295,000	485,000	415,000	415,000	415,000	415,000
Country Grove Park Restroom Facilities	1,550,000	-	-	-	-	-
Disc Golf Improvements	90,000	90,000	90,000	40,000	40,000	40,000
Dog Park Improvements	50,000	50,000	100,000	50,000	385,000	50,000
Door Creek Park Shelter	2,400,000	-	-	-	-	-
Downtown Area Park (Senior Center Park)	450,000	-	-	-	-	-
Elver Park Improvements	240,000	150,000	-	960,000	370,000	-
Forest Hill Cemetery Improvements	-	160,000	1,575,000	-	-	-
James Madison Park Improvements	50,000	-	-	75,000	300,000	2,400,000
Lake Monona Waterfront Improvement	-	150,000	-	2,500,000	-	-
Land Acquisition	6,300,000	300,000	300,000	300,000	300,000	300,000
McPike Park (Central Park)	-	-	30,000	-	-	500,000
Park Equipment	425,000	425,000	425,000	300,000	300,000	425,000
Park Facility Improvements	2,167,000	655,000	460,000	1,525,000	1,375,000	930,000
Park Land Improvements	2,700,000	4,999,000	4,288,000	2,987,100	4,849,750	2,351,000
Playground/Accessibility Improvements	975,000	1,220,000	1,000,000	1,150,000	1,250,000	1,400,000
Vilas Park Improvements	-	-	-	-	125,000	1,500,000
Warner Park Community Center	5,150,000	-	-	-	80,000	-
	\$ 23,127,000	\$ 9,089,000	\$ 9,583,000	\$ 11,732,100	\$ 11,499,750	\$ 11,126,000

Changes from 2022 CIP



Major Changes

- Beach and Shoreline Improvements
 - Program budget increased \$650k from 2023 to 2027, including an additional \$75k of impact fees in 2023, due to updated project estimates and sequencing
- Brittingham Beach House
 - \$200k added for design in 2028, jointly funded by GF GO Borrowing and private contribution
- Disc Golf Improvements
 - Disc golf maintenance budget increased from \$40k to \$90k from 2023 through 2025 to reflect updated project sequencing
 - Funding to support a new disc golf course was removed from 2023 based on current disc golf revenue trends
- Door Creek Park Shelter
 - New, stand alone project added in 2023; funded by moving \$1.7m GO borrowing from Park Facility Improvements, moving \$100k GO borrowing and \$400k Impact Fees from Park Land Improvements, and adding \$200k Impact Fees
- Downtown Area Park (Senior Center Park)
 - New project added in 2023 CIP; \$450k project supported by \$225k GF GO borrowing and \$225k impact fees to construct the courtyard adjacent to the Senior Center into an urban park
- Emerald Ash Borer Mitigation
 - Moves remaining budget authority included in the 2022 Adopted Parks CIP to the Urban Forestry Special Charge
- Forest Hill Cemetery
 - Project budget increased by \$160k GF GO borrowing to account for consulting fees in 2024
- James Madison Park Improvements
 - \$2.4m in GF GO borrowing, impact fees, and county sources added in 2028 for clean beach treatment and construction of shoreline
- Lake Monona Waterfront
 - Project budget decreased by \$350k to reflect lower anticipated private contributions
- McPike Park
 - \$500k in GF GO borrowing and impact fees added in 2028 for construction of Baldwin Triangle Improvements
- Park Land Improvements
 - Program budget increased \$2.8m from 2023 to 2027, including \$400k in GF GO borrowing in 2023 for Town of Madison Improvements, \$150k in GF GO borrowing for Veterans Memorial Park in 2023, \$400k-\$700k of golf reserves annually for golf infrastructure improvements, and \$870k in GF GO borrowing and impact fees for improvements at Warner (2025) and Garner (2027) parks
- Playground/Accessibility Improvements
 - Program budget decreased \$495k including the transfer of \$350k to Park Land Improvements for Town of Madison additions due to an increase in the scope of the projects.
- Vilas Park Improvements
 - Funding for planning delayed from 2023 to 2027, and construction funding added to the CIP in 2028
- Warner Park Community Center
 - Funding increased \$850k in 2023 to reflect updated construction estimates
 - \$80k added to 2027 for ongoing maintenance including mural painting, sign replacement, wall partitions, and replacement of certain sports equipment

Parks Division

Budget Overview

2023 CIP by Expenditure Type

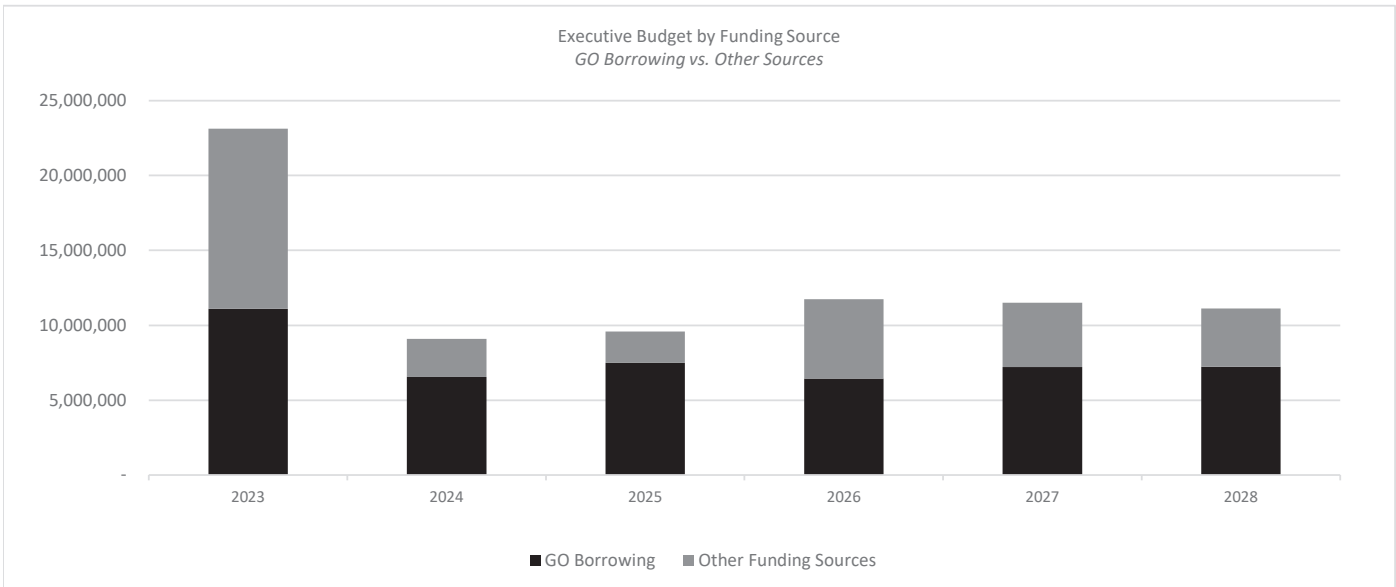
	2023	2024	2025	2026	2027	2028
Bridge	-	70,000	-	-	-	-
Building	9,170,000	265,000	190,000	1,885,000	2,745,000	660,000
Land	6,300,000	300,000	300,000	300,000	300,000	300,000
Land Improvements	7,232,000	8,029,000	8,668,000	9,247,100	8,154,750	9,741,000
Machinery and Equipment	425,000	425,000	425,000	300,000	300,000	425,000
Total Expenditures	\$ 23,127,000	\$ 9,089,000	\$ 9,583,000	\$ 11,732,100	\$ 11,499,750	\$ 11,126,000

2023 CIP by Funding Source

	2023	2024	2025	2026	2027	2028
GF GO Borrowing	11,094,500	6,554,000	7,498,000	6,442,100	7,219,750	7,234,000
County Sources	-	-	-	-	-	100,000
Federal Sources	15,000	5,000	5,000	5,000	5,000	5,000
Impact Fees	9,600,000	1,880,000	1,430,000	3,895,000	3,345,000	3,462,000
Miscellaneous Revenue	50,000	-	-	-	-	-
Private Contribution/Donation	1,787,500	70,000	20,000	520,000	20,000	195,000
Reserves Applied	400,000	400,000	400,000	700,000	650,000	-
Transfer From Other Restricted	180,000	180,000	230,000	170,000	260,000	130,000
Total Funding	\$ 23,127,000	\$ 9,089,000	\$ 9,583,000	\$ 11,732,100	\$ 11,499,750	\$ 11,126,000

Borrowing Summary

	2023	2024	2025	2026	2027	2028
Borrowing Schedule						
General Fund GO Borrowing	11,094,500	6,554,000	7,498,000	6,442,100	7,219,750	7,234,000
Non-General Fund GO Borrowing	-	-	-	-	-	-
Total GO Borrowing	\$ 11,094,500	\$ 6,554,000	\$ 7,498,000	\$ 6,442,100	\$ 7,219,750	\$ 7,234,000
Annual Debt Service						
General Fund GO Borrowing	1,442,285	852,020	974,740	837,473	938,568	940,420
Non-General Fund GO Borrowing	-	-	-	-	-	-



Parks Division

Budget Overview

Carry Forward GO Borrowing

	Unused Appropriation Authority	Reauthorized GO Borrowing
10605 BEACH SHORELINE IMPROVEMENTS	1,691,594	375,000
10646 CENTRAL PARK	631,177	-
17124 CONSERVATION PARK IMPROVEMENTS	503,816	352,806
13937 COUNTRY GROVE PARK RESTROOM FACILIT	99,469	50,000
17130 DISC GOLF IMPROVEMENTS	77,421	-
17122 DOG PARK IMPROVEMENTS	260,427	96,815
12728 DOWNTOWN AREA PARK	543,139	8,000
17190 ELVER PARK IMPROVEMENTS OUT	780,000	330,000
17148 EMERALD ASH BORER MITIGATION	820,478	637,500
17235 FIELD IMPROVEMENTS	838,039	275,000
17168 GARVER AT OLBRICH BOTANICAL COMPLEX	1,570,715	800,000
17233 HILL CREEK PARK	195,894	-
17170 JAMES MADISON PARK IMPROVEMENTS	296,460	-
17128 LAND ACQUISITION	10,474,596	-
17362 LAW PARK IMPROVEMENTS	299,036	-
17234 NORTH EAST PARK	49,761	-
17193 OLBRICH BOTANICAL COMPLEX	7,891	-
17202 PARK EQUIPMENT	753,380	618,750
17443 PARK FACILITY IMPROVEMENTS	2,337,991	660,200
17421 PARK LAND IMPROVEMENTS	3,047,419	1,041,716
17436 PLAYGROUND/ACCESSIBILITY IMPROVMNTS	1,034,391	140,000
17184 VILAS PARK IMPROVEMENTS	577,743	277,341
17196 WARNER PARK COMMUNITY CENTER	392,046	175,000
	\$ 27,282,883	\$ 5,838,128

Parks Division

Project Overview

Project	Athletic Field Improvements	Project #	17235
Citywide Element	Health and Safety	Project Type	Program

Project Description

This program funds the maintenance, restoration, and improvement of athletic fields in the parks system, including those utilized by the Madison Ultimate Frisbee Association (MUFA) under their adopted use agreement. The goal of the program is to increase accessibility to and utilization of the fields by a broad range of users.

Project Budget by Funding Source

	2023	2024	2025	2026	2027	2028
GF GO Borrowing	50,000	50,000	50,000	330,000	120,000	175,000
Impact Fees	-	-	-	50,000	240,000	125,000
Transfer From Other Restricted	40,000	40,000	40,000	80,000	70,000	40,000
TOTAL	\$ 90,000	\$ 90,000	\$ 90,000	\$ 460,000	\$ 430,000	\$ 340,000

Project	Beach And Shoreline Improvements	Project #	10605
Citywide Element	Green and Resilient	Project Type	Program

Project Description

This program funds improvement to park beaches, piers, shorelines, and public lake access amenities. The program's goals are to provide lake access that is safe, accessible, and minimizes shoreline erosion.

Project Budget by Funding Source

	2023	2024	2025	2026	2027	2028
GF GO Borrowing	120,000	255,000	560,000	645,000	905,000	225,000
Impact Fees	75,000	60,000	250,000	325,000	375,000	50,000
TOTAL	\$ 195,000	\$ 315,000	\$ 810,000	\$ 970,000	\$ 1,280,000	\$ 275,000

Project	Brittingham Beach House	Project #	17159
Citywide Element	Culture and Character	Project Type	Project

Project Description

This project funds improvements to Brittingham Park beach house. The beach house building has reached the end of its useful life, and funding is for replacing the structure with a more sustainable building. The goal of the project is to provide a facility that meets current needs while offering flexibility for future requirements.

Project Budget by Funding Source

	2023	2024	2025	2026	2027	2028
GF GO Borrowing	-	-	-	-	-	100,000
Private Contribution/Donation	-	-	-	-	-	100,000
TOTAL	\$ -	\$ -	\$ -	\$ -	\$ -	\$ 200,000

Project **Conservation Park Improvements** Project # **17124**
 Citywide Element **Green and Resilient** Project Type **Program**

Project Description

This program funds environmental enhancements to the City’s diverse native ecosystems consistent with the adopted Land Management standards for the Parks Division. The goals of the program are to create natural landscapes and open spaces that are well maintained and accessible to park visitors and to preserve and protect the natural resources of the Madison area through long-term focused land management practices. This will also provide welcoming conservation parks to promote social equity throughout the park system and further the objectives of the Connecting Children to Nature Initiative.

Project Budget by Funding Source

	2023	2024	2025	2026	2027	2028
GF GO Borrowing	280,000	480,000	410,000	410,000	410,000	410,000
Federal Sources	15,000	5,000	5,000	5,000	5,000	5,000
TOTAL	\$ 295,000	\$ 485,000	\$ 415,000	\$ 415,000	\$ 415,000	\$ 415,000

Project **Country Grove Park Restroom Facilities** Project # **13937**
 Citywide Element **Neighborhoods and Housing** Project Type **Project**

Project Description

This project funds the addition of a restroom shelter building at Country Grove Park. The goal of the project is to provide equitable access to restroom facilities on Madison’s west side. The project’s scope includes the design and construction of a Parks Division standard restroom building, new utility service connections, and sidewalk and path improvements. Design is planned to begin in 2022, with shelter construction in 2023.

Project Budget by Funding Source

	2023	2024	2025	2026	2027	2028
GF GO Borrowing	775,000	-	-	-	-	-
Impact Fees	775,000	-	-	-	-	-
TOTAL	\$ 1,550,000	\$ -	\$ -	\$ -	\$ -	\$ -

Project **Disc Golf Improvements** Project # **17130**
 Citywide Element **Green and Resilient** Project Type **Program**

Project Description

This program funds improvements to existing disc golf courses and potential new disc golf course locations in City parks. The goal of the program is to meet current standards for access and safety.

Project Budget by Funding Source

	2023	2024	2025	2026	2027	2028
Transfer From Other Restricted	90,000	90,000	90,000	40,000	40,000	40,000
TOTAL	\$ 90,000	\$ 90,000	\$ 90,000	\$ 40,000	\$ 40,000	\$ 40,000

Project **Dog Park Improvements** Project # **17122**
 Citywide Element **Culture and Character** Project Type **Program**

Project Description

This program funds improvements to existing dog park facilities and potential new off-leash dog parks in City parks. The goal of the program is to provide safe facilities to meet the needs of the City's growing dog owner population. Planned projects in 2027 include new dog parks.

Project Budget by Funding Source

	2023	2024	2025	2026	2027	2028
GF GO Borrowing	-	-	-	-	160,000	-
Impact Fees	-	-	-	-	75,000	-
Transfer From Other Restricted	50,000	50,000	100,000	50,000	150,000	50,000
TOTAL	\$ 50,000	\$ 50,000	\$ 100,000	\$ 50,000	\$ 385,000	\$ 50,000

Project **Door Creek Park Shelter** Project # **14334**
 Citywide Element **Culture and Character** Project Type **Project**

Project Description

This project funds a new 4,000 square foot, multi-season building at Door Creek Park. The goal of this project is to address park system deficiencies for rentable community space and implement the recommendations of the adopted 2008 Door Creek Master Plan. Design will be completed in 2022 with construction of a new shelter in 2023.

Project Budget by Funding Source

	2023	2024	2025	2026	2027	2028
GF GO Borrowing	1,800,000	-	-	-	-	-
Impact Fees	600,000	-	-	-	-	-
TOTAL	\$ 2,400,000	\$ -	\$ -	\$ -	\$ -	\$ -

Project **Downtown Area Park (Senior Center Park)** Project # **12728**
 Citywide Element **Culture and Character** Project Type **Project**

Project Description

This project funds the planning, design, and reconstruction of the City-owned plaza adjacent to the Madison Senior Center as a public park.

Project Budget by Funding Source

	2023	2024	2025	2026	2027	2028
GF GO Borrowing	225,000	-	-	-	-	-
Impact Fees	225,000	-	-	-	-	-
TOTAL	\$ 450,000	\$ -	\$ -	\$ -	\$ -	\$ -

Project **Elver Park Improvements** Project # **17190**
 Citywide Element **Green and Resilient** Project Type **Project**

Project Description

This project funds continued improvements to Elver Park. The goals of the project are improved access to park amenities and improved stormwater management at the park. Funding in this project is for replacing the existing path system throughout the park, updating the utility infrastructure for ice rinks and snowmaking for ski trails, and reconstruction of the parking lot. Funding in 2023 includes \$50,000 to support community engagement in the Parks Master Plan process for a community center at Elver Park, and 2024 includes \$150,000 for master plan development. The Horizon List includes design and construction costs for the community center, which may be partially supported through donations or other non-City funding sources. Facility design and construction may be added to the Capital Improvement Plan following completion of the Parks Master Plan.

Project Budget by Funding Source

	2023	2024	2025	2026	2027	2028
GF GO Borrowing	200,000	150,000	-	545,000	220,000	-
Impact Fees	40,000	-	-	415,000	150,000	-
TOTAL	\$ 240,000	\$ 150,000	\$ -	\$ 960,000	\$ 370,000	\$ -

Project **Forest Hill Cemetery Improvements** Project # **17166**
 Citywide Element **Culture and Character** Project Type **Project**

Project Description

This project funds reconstruction of the roads in Forest Hill Cemetery. The goal of the project is improved access for visitors, environmental management, and a reduction in flooding incidents.

Project Budget by Funding Source

	2023	2024	2025	2026	2027	2028
GF GO Borrowing	-	160,000	1,575,000	-	-	-
TOTAL	\$ -	\$ 160,000	\$ 1,575,000	\$ -	\$ -	\$ -

Project **James Madison Park Improvements** Project # **17170**
 Citywide Element **Green and Resilient** Project Type **Project**

Project Description

This project funds improvements to James Madison Park based on the adopted 2019 park master plan. The goal of the project is to provide enhanced shoreline access, improve the utilization of park facilities, and introduce new desired park amenities. Funding support includes General Obligation debt and other funding from lease revenue and the Olin Trust.

Project Budget by Funding Source

	2023	2024	2025	2026	2027	2028
GF GO Borrowing	-	-	-	40,000	250,000	1,300,000
County Sources	-	-	-	-	-	100,000
Impact Fees	-	-	-	35,000	50,000	1,000,000
Miscellaneous Revenue	50,000	-	-	-	-	-
TOTAL	\$ 50,000	\$ -	\$ -	\$ 75,000	\$ 300,000	\$ 2,400,000

Project **Lake Monona Waterfront Improvement** Project # **17362**
 Citywide Element **Culture and Character** Project Type **Project**

Project Description

This project funds improvements to Lake Monona Waterfront, formerly known as Law Park Improvements. The goal of the project is to develop a park master plan for a signature waterfront park. Planning work is ongoing with previously authorized funding and will continue in 2023. Specific planning efforts include holding a master plan design challenge that is partially supported by private funding.

Project Budget by Funding Source

	2023	2024	2025	2026	2027	2028
GF GO Borrowing	-	100,000	-	500,000	-	-
Impact Fees	-	-	-	1,500,000	-	-
Private Contribution/Donation	-	50,000	-	500,000	-	-
TOTAL	\$ -	\$ 150,000	\$ -	\$ 2,500,000	\$ -	\$ -

Project **Land Acquisition** Project # **17128**
 Citywide Element **Green and Resilient** Project Type **Program**

Project Description

This program funds research, appraisals, title work, negotiations, and acquisition of new parkland. All acquisitions will be subject to final approval of the Common Council. The goal of the program is to pursue opportunities to add additional land to the City's park inventory by expanding existing parks or purchasing land in park deficient areas. Funding in 2023 is for acquisition of properties to expand the park system consistent with the Park and Open Space Plan and Imagine Madison Comprehensive Plan.

Project Budget by Funding Source

	2023	2024	2025	2026	2027	2028
Impact Fees	6,300,000	300,000	300,000	300,000	300,000	300,000
TOTAL	\$ 6,300,000	\$ 300,000	\$ 300,000	\$ 300,000	\$ 300,000	\$ 300,000

Project **McPike Park (Central Park)** Project # **10646**
 Citywide Element **Green and Resilient** Project Type **Project**

Project Description

This project funds continued improvements to McPike Park per the adopted master plan. Future improvements are focused on the planning and construction of the Baldwin triangle addition to the park.

Project Budget by Funding Source

	2023	2024	2025	2026	2027	2028
GF GO Borrowing	-	-	30,000	-	-	420,000
Impact Fees	-	-	-	-	-	80,000
TOTAL	\$ -	\$ -	\$ 30,000	\$ -	\$ -	\$ 500,000

Project **Park Equipment** Project # **17202**
 Citywide Element **Culture and Character** Project Type **Program**

Project Description

This program funds the purchase of new and replacement Parks equipment, including general park maintenance, Mall/Concourse maintenance, Community Services, Facility Maintenance, Conservation Parks, and Construction. The goal of the program focuses on sustainability and efficiency by providing the required equipment to allow staff to adequately maintain a growing number of parks and open spaces, athletic fields, ice rinks, and snow removal operations in a timely and responsive manner.

Project Budget by Funding Source

	2023	2024	2025	2026	2027	2028
GF GO Borrowing	425,000	425,000	425,000	300,000	300,000	425,000
TOTAL	\$ 425,000	\$ 425,000	\$ 425,000	\$ 300,000	\$ 300,000	\$ 425,000

Project **Park Facility Improvements** Project # **17443**
 Citywide Element **Green and Resilient** Project Type **Program**

Project Description

This program is for improvements and ongoing building maintenance at Park Division facilities. The program goals are to provide quality park facilities and reduce energy consumption by implementing sustainable building system improvements. Current improvements include updates to buildings at Olbrich Botanical Gardens, Warner Park Community Recreation Center, Goodman Pool, and other locations.

Project Budget by Funding Source

	2023	2024	2025	2026	2027	2028
GF GO Borrowing	479,500	635,000	440,000	1,055,000	1,330,000	885,000
Impact Fees	-	-	-	450,000	25,000	25,000
Private Contribution/Donation	1,687,500	20,000	20,000	20,000	20,000	20,000
TOTAL	\$ 2,167,000	\$ 655,000	\$ 460,000	\$ 1,525,000	\$ 1,375,000	\$ 930,000

Project **Park Land Improvements** Project # **17421**
 Citywide Element **Culture and Character** Project Type **Program**

Project Description

This program funds improvements to Madison’s community, neighborhood, and mini Parks. The goal of this program is to provide a variety of safe and accessible recreational amenities across the park system. Improvements include building and maintaining park shelters, courts, paths, parking lots, park landscaping and other amenities.

Project Budget by Funding Source

	2023	2024	2025	2026	2027	2028
GF GO Borrowing	1,785,000	3,629,000	3,458,000	1,917,100	2,569,750	1,819,000
Impact Fees	415,000	970,000	430,000	370,000	1,630,000	457,000
Private Contribution/Donation	100,000	-	-	-	-	75,000
Reserves Applied	400,000	400,000	400,000	700,000	650,000	-
TOTAL	\$ 2,700,000	\$ 4,999,000	\$ 4,288,000	\$ 2,987,100	\$ 4,849,750	\$ 2,351,000

Project **Playground/Accessibility Improvements** Project # **17436**
 Citywide Element **Health and Safety** Project Type **Program**

Project Description

This program funds the maintenance and improvements at existing park playgrounds. The goals of this program are to replace and upgrade existing playgrounds to meet industry standards and to ensure recreational amenities are accessible to the greatest extent possible. Improvements include increasing accessibility in our parks to meet current Americans with Disabilities Act Accessibility Guidelines (ADAAG).

Project Budget by Funding Source

	2023	2024	2025	2026	2027	2028
GF GO Borrowing	705,000	670,000	550,000	700,000	750,000	725,000
Impact Fees	270,000	550,000	450,000	450,000	500,000	675,000
TOTAL	\$ 975,000	\$ 1,220,000	\$ 1,000,000	\$ 1,150,000	\$ 1,250,000	\$ 1,400,000

Project **Vilas Park Improvements** Project # **17184**
 Citywide Element **Green and Resilient** Project Type **Project**

Project Description

This project funds a series of improvements in Vilas Park per the adopted park master plan. The project's goal is to create a sustainable park that provides a variety of recreational amenities to serve a diverse, community-wide population while protecting and enhancing the park's natural resources. Funding in 2028 is for paving construction.

Project Budget by Funding Source

	2023	2024	2025	2026	2027	2028
GF GO Borrowing	-	-	-	-	125,000	750,000
Impact Fees	-	-	-	-	-	750,000
TOTAL	\$ -	\$ -	\$ -	\$ -	\$ 125,000	\$ 1,500,000

Project **Warner Park Community Center** Project # **17196**
 Citywide Element **Culture and Character** Project Type **Project**

Project Description

This project funds the expansion of the Warner Park Community Recreation Center. The Center provides physical fitness classes, arts and crafts, and other community-building activities with a focus on youth and elderly programs. The goal of the project is to provide additional community programming at the facility and build upon its ongoing success.

Project Budget by Funding Source

	2023	2024	2025	2026	2027	2028
GF GO Borrowing	4,250,000	-	-	-	80,000	-
Impact Fees	900,000	-	-	-	-	-
TOTAL	\$ 5,150,000	\$ -	\$ -	\$ -	\$ 80,000	\$ -

Parks Division

2023 Appropriation Schedule

2023 Appropriation

Executive Budget

	Request	GO Borrowing	Other	Total
Athletic Field Improvements	90,000	50,000	40,000	90,000
Beach And Shoreline Improvements	195,000	120,000	75,000	195,000
Conservation Park Improvements	295,000	280,000	15,000	295,000
Country Grove Park Restroom Facilities	1,550,000	775,000	775,000	1,550,000
Disc Golf Improvements	90,000	-	90,000	90,000
Dog Park Improvements	50,000	-	50,000	50,000
Door Creek Park Shelter	-	1,800,000	600,000	2,400,000
Downtown Area Park (Senior Center Park)	450,000	225,000	225,000	450,000
Elver Park Improvements	240,000	200,000	40,000	240,000
James Madison Park Improvements	50,000	-	50,000	50,000
Land Acquisition	6,300,000	-	6,300,000	6,300,000
Park Equipment	425,000	425,000	-	425,000
Park Facility Improvements	3,867,000	479,500	1,687,500	2,167,000
Park Land Improvements	3,200,000	1,785,000	915,000	2,700,000
Playground/Accessibility Improvements	975,000	705,000	270,000	975,000
Warner Park Community Center	5,150,000	4,250,000	900,000	5,150,000
	\$ 22,927,000	\$ 11,094,500	\$ 12,032,500	\$ 23,127,000

Planning Division

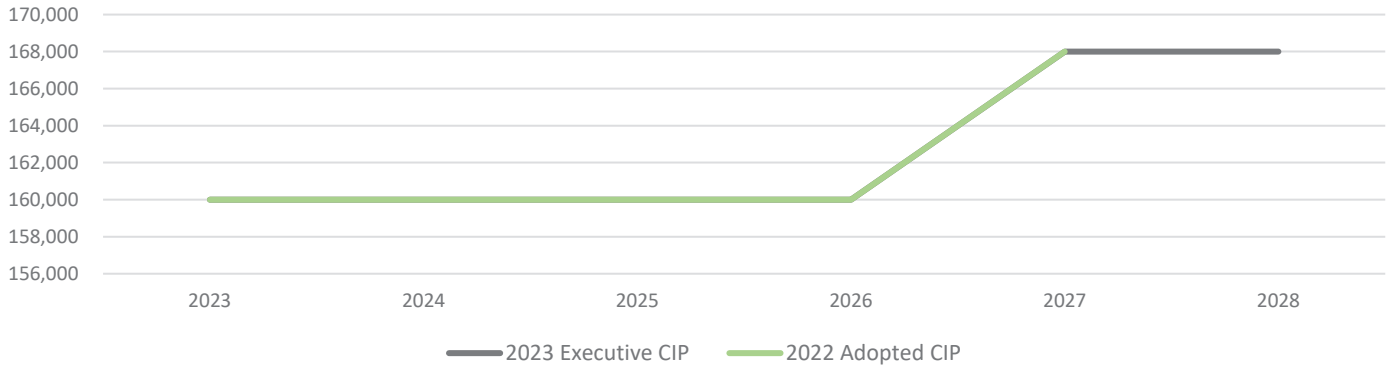
Capital Improvement Plan

Project Summary: Executive

	2023	2024	2025	2026	2027	2028
Municipal Art Fund	160,000	160,000	160,000	160,000	168,000	168,000
	\$ 160,000	\$ 160,000	\$ 160,000	\$ 160,000	\$ 168,000	\$ 168,000

Changes from 2022 CIP

2023 Capital Improvement Plan
2023 Executive vs. 2022 Adopted



Major Changes

- Municipal Art Fund
 - No major changes compared to the 2022 CIP
 - Budget will fund installations in the Darbo Neighborhood and the Thurber Park Public Art Residency

Planning Division

Budget Overview

2023 CIP by Expenditure Type

	2023	2024	2025	2026	2027	2028
Other	160,000	160,000	160,000	160,000	168,000	168,000
Total Expenditures	\$ 160,000	\$ 160,000	\$ 160,000	\$ 160,000	\$ 168,000	\$ 168,000

2023 CIP by Funding Source

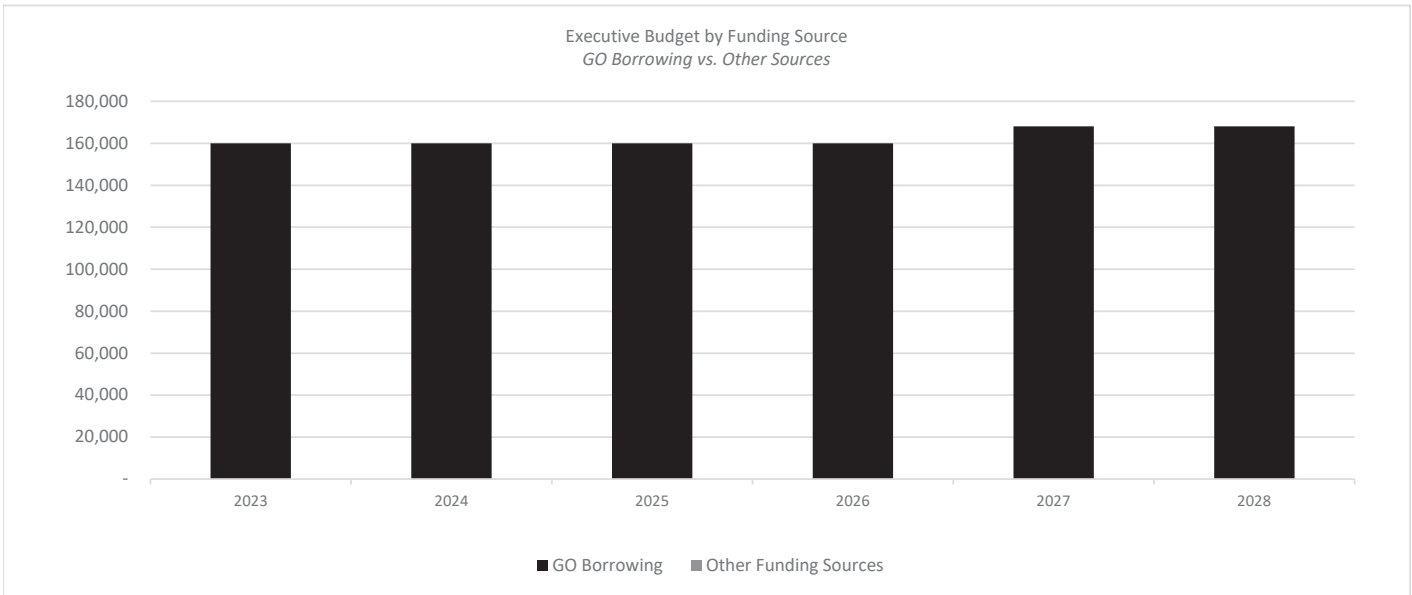
	2023	2024	2025	2026	2027	2028
GF GO Borrowing	160,000	160,000	160,000	160,000	168,000	168,000
Total Funding	\$ 160,000	\$ 160,000	\$ 160,000	\$ 160,000	\$ 168,000	\$ 168,000

Borrowing Summary

	2023	2024	2025	2026	2027	2028
Borrowing Schedule						
General Fund GO Borrowing	160,000	160,000	160,000	160,000	168,000	168,000
Non-General Fund GO Borrowing	-	-	-	-	-	-
Total GO Borrowing	\$ 160,000	\$ 160,000	\$ 160,000	\$ 160,000	\$ 168,000	\$ 168,000

Annual Debt Service

General Fund GO Borrowing	20,800	20,800	20,800	20,800	21,840	21,840
Non-General Fund GO Borrowing	-	-	-	-	-	-



Carry Forward GO Borrowing

	Unused Appropriation Authority	Reauthorized GO Borrowing
10780 COMPREHENSIVE PLAN UPDATE	52,854	-
65004 DOWNTOWN PLAN	1,266	-
10064 HISTORIC PRESERVATION PLAN	5,584	-
65001 MUNICIPAL ART FUND PROJECTS	303,773	200,000
12743 PLANNING STUDIES 2020	20,428	-
	\$ 383,905	\$ 200,000

Planning Division

Project Overview

Project	Municipal Art Fund	Project #	65001
Citywide Element	Culture and Character	Project Type	Program

Project Description

This program focuses on the maintenance and expansion of the City’s public art collection, emphasizing the equitable distribution of City investment in public art, involvement of residents, and increased opportunities for local artists of color. Planned projects for 2023 include a significant installation in the Darbo Neighborhood as recommended in the Darbo-Worthington-Starkweather Neighborhood Plan, the Thurber Park Public Art Residency, and likely utilization of funding remaining from past years to support additional art for the Madison Public Market.

Project Budget by Funding Source

	2023	2024	2025	2026	2027	2028
GF GO Borrowing	160,000	160,000	160,000	160,000	168,000	168,000
TOTAL	\$ 160,000	\$ 160,000	\$ 160,000	\$ 160,000	\$ 168,000	\$ 168,000

Planning Division

2023 Appropriation Schedule

2023 Appropriation

Executive Budget

	Request	GO Borrowing	Other	Total
Municipal Art Fund	160,000	160,000	-	160,000
	\$ 160,000	\$ 160,000	\$ -	\$ 160,000

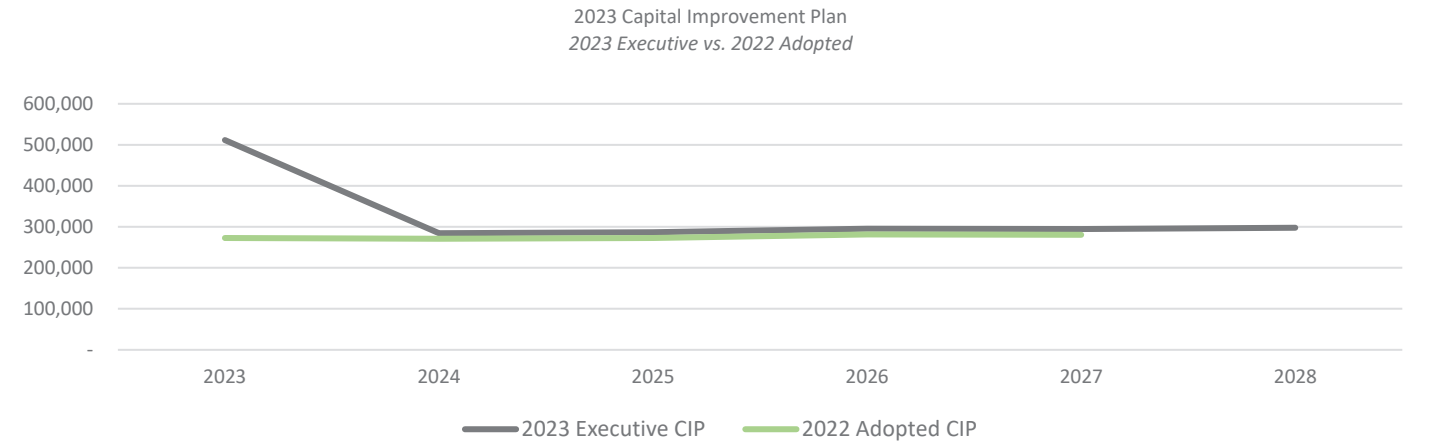
Police Department

Capital Improvement Plan

Project Summary: Executive

	2023	2024	2025	2026	2027	2028
Police Data Server Upgrade	225,000	-	-	-	-	-
Police Technology and Equipment	286,519	284,419	286,519	295,470	294,420	297,875
	\$ 511,519	\$ 284,419	\$ 286,519	\$ 295,470	\$ 294,420	\$ 297,875

Changes from 2022 CIP



Major Changes

- Police Data Server Upgrade
 - Project added in 2023 funded by \$225k in GO Borrowing to address the increasing volume of electronic records that are generated in the Madison Police Department
- Police Technology and Equipment
 - Program budget increased 5% annually for inflationary adjustments

Police Department

Budget Overview

2023 CIP by Expenditure Type

	2023	2024	2025	2026	2027	2028
Machinery and Equipment	351,519	234,419	211,519	220,470	219,420	197,875
Software and Licenses	160,000	50,000	75,000	75,000	75,000	100,000
Total Expenditures	\$ 511,519	\$ 284,419	\$ 286,519	\$ 295,470	\$ 294,420	\$ 297,875

2023 CIP by Funding Source

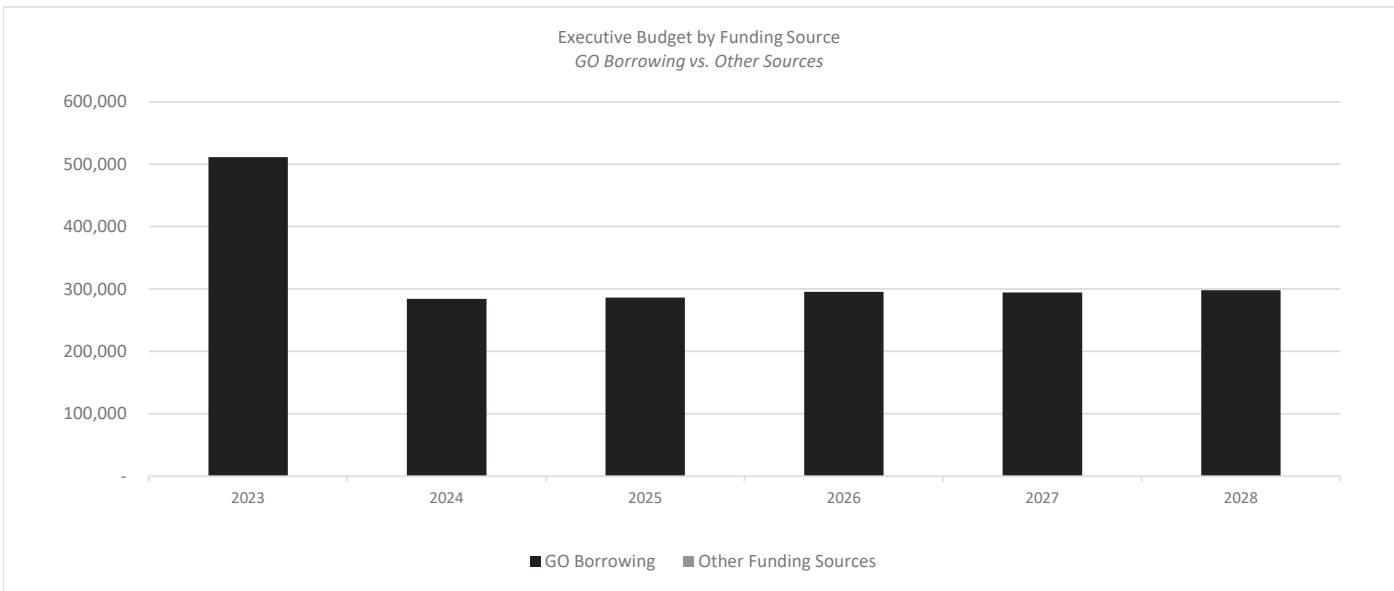
	2023	2024	2025	2026	2027	2028
GF GO Borrowing	511,519	284,419	286,519	295,470	294,420	297,875
Total Funding	\$ 511,519	\$ 284,419	\$ 286,519	\$ 295,470	\$ 294,420	\$ 297,875

Borrowing Summary

	2023	2024	2025	2026	2027	2028
Borrowing Schedule						
General Fund GO Borrowing	511,519	284,419	286,519	295,470	294,420	297,875
Non-General Fund GO Borrowing	-	-	-	-	-	-
Total GO Borrowing	\$ 511,519	\$ 284,419	\$ 286,519	\$ 295,470	\$ 294,420	\$ 297,875

Annual Debt Service

General Fund GO Borrowing	66,497	36,974	37,247	38,411	38,275	38,724
Non-General Fund GO Borrowing	-	-	-	-	-	-



Carry Forward GO Borrowing

	Unused Appropriation Authority	Reauthorized GO Borrowing
* 13336 BODY WORN CAMERA PILOT	83,000	33,000
13021 EAST GENERATOR PROJECT	8,785	-
10945 POLICE BUILDING IMPROVEMENTS MASTER	0	440
17240 POLICE TECH AND EQUIP MAJOR PROJECT	95,646	89,429
	\$ 187,431	\$ 122,869

*Common Council resolution RES-22-00296 (Legistar #68625) adopted April 19, 2022, stated that the Police Department may utilize funding in the project for any costs associated with implementing the pilot project, including but not limited to: personnel costs such as overtime and benefits, external policy review consultants, and other supplies and/or service expenses.

Police Department

Project Overview

Project	Police Data Server Upgrade	Project #	14768
Citywide Element	Health and Safety	Project Type	Project

Project Description

This project funds the storage and preservation needs for both video and evidence. The goal of the project is to address the increasing volume of electronic records that are generated in the Madison Police Department. These records include the dash cams in squad cars, other video submitted by cameras around the city, and any electronic media that is preserved as evidence from a crime. Funding will be used for additional storage for the Arbitrator Server (completes the existing storage cabinet, and adds another cabinet) and for a recent server upgrade for Arbitrator that encompassed both the server and the storage.

Project Budget by Funding Source

	2023	2024	2025	2026	2027	2028
GF GO Borrowing	225,000	-	-	-	-	-
TOTAL	\$ 225,000	\$ -	\$ -	\$ -	\$ -	\$ -

Project	Police Technology and Equipment	Project #	17240
Citywide Element	Effective Government	Project Type	Program

Project Description

This program funds technology, safety, and other operational equipment utilized by the Police Department. The goal of the program is to have adequate operational equipment to attend to emergency incidents, significant events, and other public safety and investigative concerns. Funding in 2023 will be used to continue the arbitrator replacement cycle, as well as district upgrades, briefing/ incident command rooms technology, cradlepoint replacement, investigative/ forensic software and hardware upgrades, and police software enhancements/ upgrades as needed to stay current with industry standards and end of life replacements.

Project Budget by Funding Source

	2023	2024	2025	2026	2027	2028
GF GO Borrowing	286,519	284,419	286,519	295,470	294,420	297,875
TOTAL	\$ 286,519	\$ 284,419	\$ 286,519	\$ 295,470	\$ 294,420	\$ 297,875

Police Department

2023 Appropriation Schedule

2023 Appropriation

Executive Budget

	Request	GO Borrowing	Other	Total
Police Data Server Upgrade	225,000	225,000	-	225,000
Police Technology and Equipment	286,519	286,519	-	286,519
Property and Evidence Facility	1,500,000	-	-	-
	\$ 2,011,519	\$ 511,519	\$ -	\$ 511,519

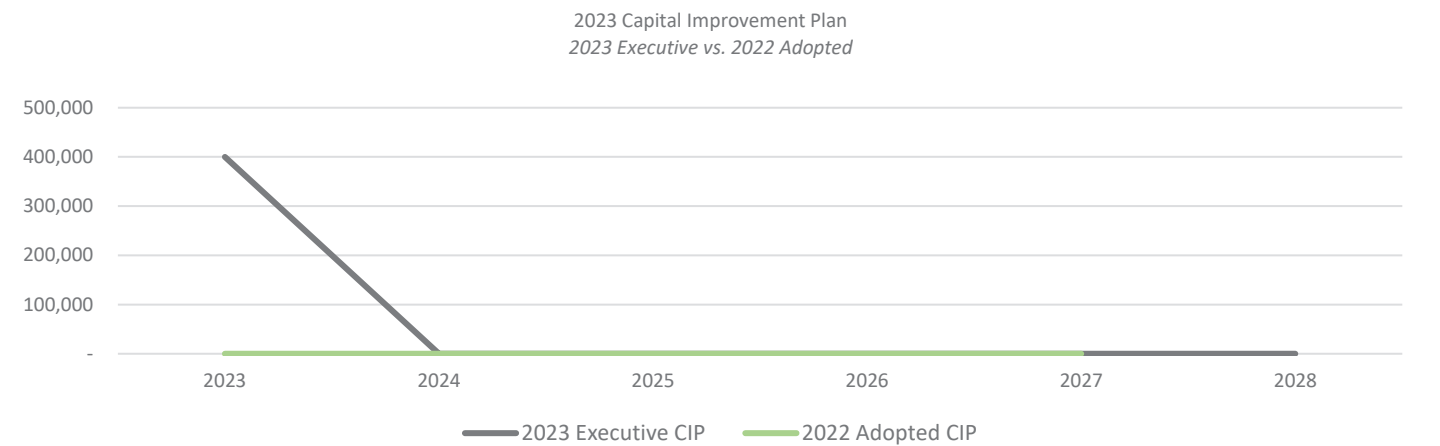
Public Health

Capital Improvement Plan

Project Summary: Executive

	2023	2024	2025	2026	2027	2028
Electronic Health Records	400,000	-	-	-	-	-
	\$ 400,000	\$ -	\$ -	\$ -	\$ -	\$ -

Changes from 2022 CIP



Major Changes

- Electronic Health Records
 - \$400k GO Borrowing project added in 2023 to either tailor the existing EHR system to meet the needs of all of the programs in the department or pursue a different system

Public Health

Budget Overview

2023 CIP by Expenditure Type

	2023	2024	2025	2026	2027	2028
Software and Licenses	400,000	-	-	-	-	-
Total Expenditures	\$ 400,000	\$ -	\$ -	\$ -	\$ -	\$ -

2023 CIP by Funding Source

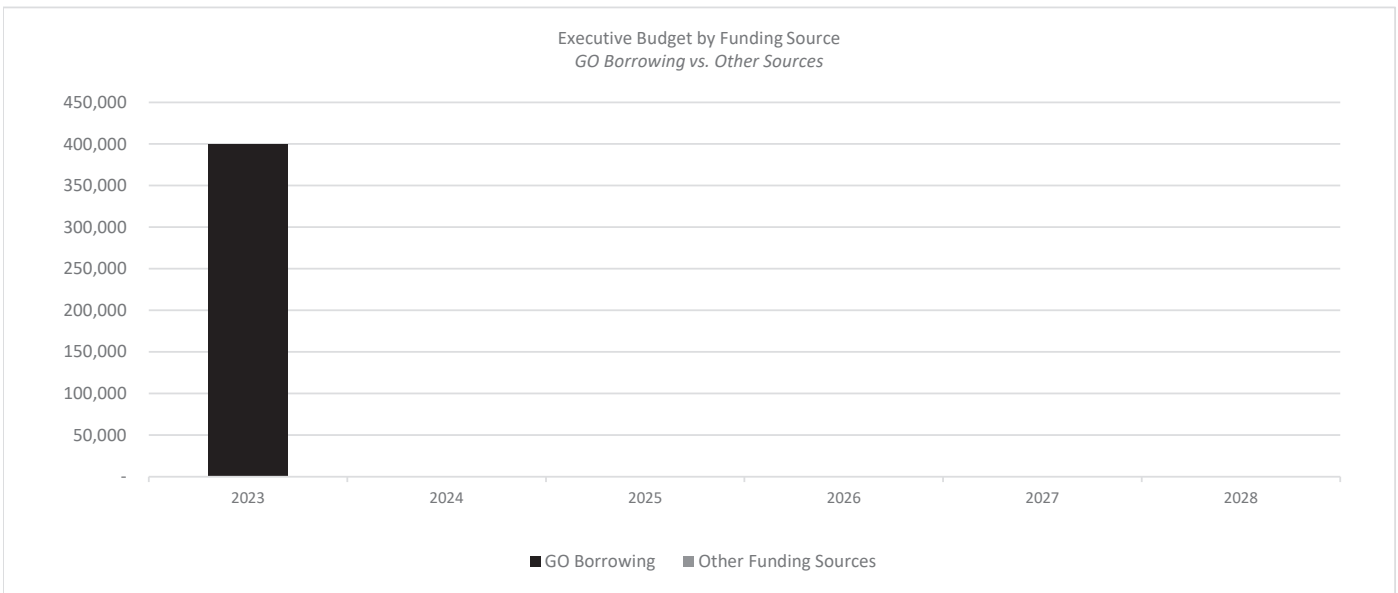
	2023	2024	2025	2026	2027	2028
Non-GF GO Borrowing	400,000	-	-	-	-	-
Total Funding	\$ 400,000	\$ -	\$ -	\$ -	\$ -	\$ -

Borrowing Summary

	2023	2024	2025	2026	2027	2028
Borrowing Schedule						
General Fund GO Borrowing	-	-	-	-	-	-
Non-General Fund GO Borrowing	400,000	-	-	-	-	-
Total GO Borrowing	\$ 400,000	\$ -	\$ -	\$ -	\$ -	\$ -

Annual Debt Service

General Fund GO Borrowing	-	-	-	-	-	-
Non-General Fund GO Borrowing	52,000	-	-	-	-	-



Carry Forward GO Borrowing

	Appropriation Authority	Reauthorized GO Borrowing
12599 ELECTRONIC HEALTH RECORDS	78,963	-
17047 REMODEL OF OFFICE SPACE	(1,930)	-
	\$ 77,033	\$ -

Public Health

Project Overview

Project	Electronic Health Records	Project #	12642
Citywide Element	Health and Safety	Project Type	Project

Project Description

This project funds a comprehensive Electronic Health Record system (EHR). In 2019, Public Health received funding for the purchase and initial implementation of an electronic health records management system. Additional investment is needed to either tailor the existing EHR system to meet the needs of all of the programs in the department or pursue a different system. The goal of this project is to improve coordination between Public Health programs and community providers, increase interoperability between separate charting and billing systems, and increase revenue generation and security of protected health information.

Project Budget by Funding Source

	2023	2024	2025	2026	2027	2028
Non-GF GO Borrowing	400,000	-	-	-	-	-
TOTAL	\$ 400,000	\$ -	\$ -	\$ -	\$ -	\$ -

Public Health

2023 Appropriation Schedule

2023 Appropriation

Executive Budget

	Request	GO Borrowing	Other	Total
Electronic Health Records	-	400,000	-	400,000
	\$ -	\$ 400,000	\$ -	\$ 400,000

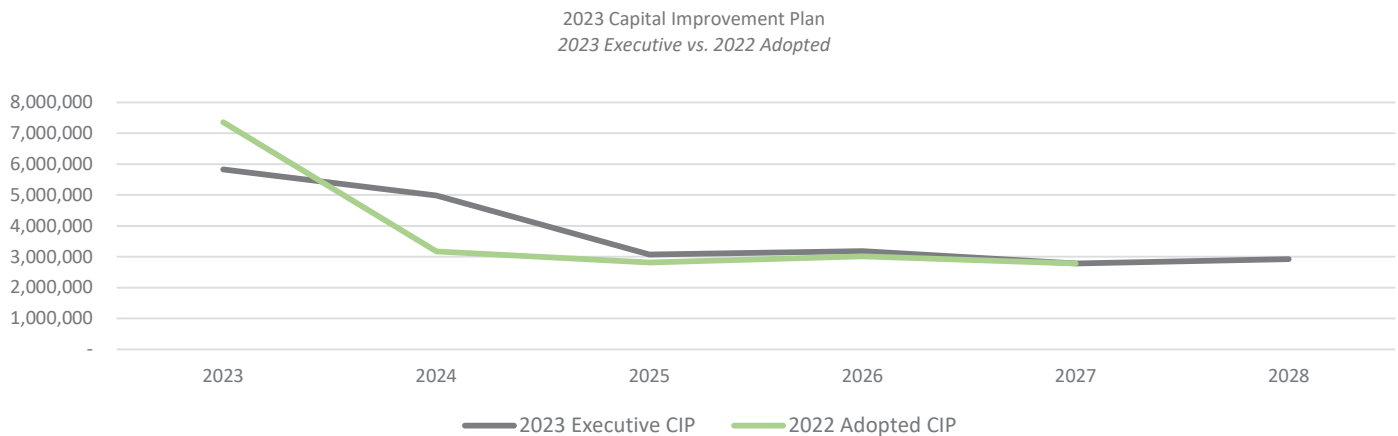
Sewer Utility

Capital Improvement Plan

Project Summary: Executive

	2023	2024	2025	2026	2027	2028
Citywide Pumping Stations-Emergency Power	58,000	58,000	58,000	60,000	63,000	66,000
Lift Station Rehabilitation and Replacement	224,000	922,000	817,000	692,000	172,000	181,000
Sewer Access Improvements	130,000	130,000	135,000	142,000	149,000	156,000
Sewer Backwater Valve Reimbursement	60,000	40,000	40,000	40,000	40,000	42,000
Sewer Impact Fee Districts	-	1,500,000	-	-	-	-
Sewer Reconstruction	597,000	275,000	301,000	437,000	459,000	482,000
Trenchless Sewer Rehabilitation	1,760,000	1,760,000	1,724,000	1,810,000	1,900,000	1,995,000
Utility Materials Handling Site	3,000,000	300,000	-	-	-	-
	\$ 5,829,000	\$ 4,985,000	\$ 3,075,000	\$ 3,181,000	\$ 2,783,000	\$ 2,922,000

Changes from 2022 CIP



Major Changes

- Lift Station Rehabilitation and Replacement
 - Program budget increased \$688k in reserves applied and revenue bonds from 2023 through 2027 to reflect higher bids for lift station replacements
- Sewer Backwater Valve Replacement
 - Funding increased by \$20k in 2023 to reflect increased demand in the program
- Sewer Impact Fee Districts
 - \$1.5m in budgeted impact fees delayed from 2023 to 2024 to reflect the delay in the Felland Area Sewer Impact Fee area development

Sewer Utility

Budget Overview

2023 CIP by Expenditure Type

	2023	2024	2025	2026	2027	2028
Land	3,000,000	-	-	-	-	-
Land Improvements	130,000	430,000	135,000	142,000	149,000	156,000
Sanitary Sewer	2,699,000	4,555,000	2,940,000	3,039,000	2,634,000	2,766,000
Total Expenditures	\$ 5,829,000	\$ 4,985,000	\$ 3,075,000	\$ 3,181,000	\$ 2,783,000	\$ 2,922,000

2023 CIP by Funding Source

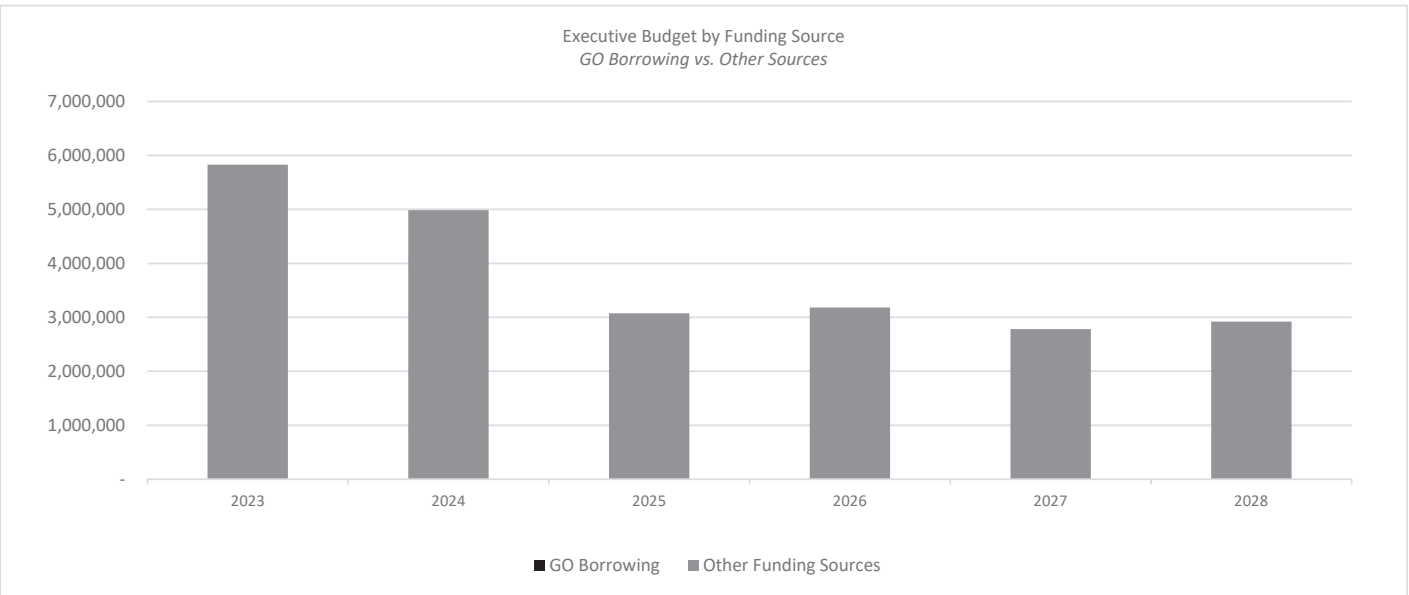
	2023	2024	2025	2026	2027	2028
Impact Fees	-	1,500,000	-	-	-	-
Reserves Applied	1,013,000	1,128,000	1,127,000	1,062,000	1,041,000	1,082,000
Revenue Bonds	4,811,000	2,352,000	1,943,000	2,114,000	1,737,000	1,835,000
Special Assessment	5,000	5,000	5,000	5,000	5,000	5,000
TIF Increment	-	-	-	-	-	-
Total Funding	\$ 5,829,000	\$ 4,985,000	\$ 3,075,000	\$ 3,181,000	\$ 2,783,000	\$ 2,922,000

Borrowing Summary

	2023	2024	2025	2026	2027	2028
Borrowing Schedule						
General Fund GO Borrowing	-	-	-	-	-	-
Non-General Fund GO Borrowing	-	-	-	-	-	-
Total GO Borrowing	\$ -	\$ -	\$ -	\$ -	\$ -	\$ -

Annual Debt Service

General Fund GO Borrowing	-	-	-	-	-	-
Non-General Fund GO Borrowing	-	-	-	-	-	-



Sewer Utility

Budget Overview

Carry Forward GO Borrowing

	Unused Appropriation Authority	Reauthorized GO Borrowing
11984 ATWOOD AVE RECONSTRUCTION	365	-
13838 BLAIR ST	227,734	-
10142 CANNONBALL BIKE TRAIL	1,968,835	-
13061 CEDAR ST	88,036	-
11574 COTTAGE GROVE ROAD	70,553	-
13013 CTH AB INTERCHANGE	(7,924)	-
13835 CTH M	181,470	-
10576 EQUIPMENT AND VEHICLES	600,334	-
11130 GAMMON ROAD, SOUTH	13,135	-
12454 HIGH POINT RD AND RAYMOND RD	9,229	-
10268 LIFT STATION REHABILITATIONS	1,375,683	-
10245 MCKEE RD (CTH PD) IMPROVEMENTS	18,895	-
10540 PAVEMENT MANAGEMENT	8,420,230	-
10284 PLEASANT VIEW ROAD	(69,869)	-
11510 PUMP STATION EMERGENCY GENERATORS	52,326	-
10226 RECONSTRUCTION STREETS	11,791,474	-
10192 SERVICE BUILDING IMPROVEMENTS	13,559	-
10437 SEWER ACCESS IMPROVEMENTS	644,857	-
13568 SEWER BACKWATER VALVE PROGRAM	83,000	-
11678 SEWER IMPACT FEE DISTRICTS	5,839,302	-
10267 SEWER RECONSTRUCTION	559,150	-
13668 SYCAMORE COLD STORAGE STRUCTURE	200,000	-
10450 TRENCHLESS SEWER REHABILITATION	4,072,717	-
11168 UNIVERSITY AVE (SHOREWOOD-UNIV BAY)	62,570	-
13599 UTILITY MATERIALS HANDLING SITE	47,250	-
11459 WILSON ST (MLK - S HAMILTON)	83,859	-
	\$ 36,346,770	\$ -

Sewer Utility

Project Overview

Project	Citywide Pumping Stations-Emergency Power Stationary G	Project #	11510
Citywide Element	Green and Resilient	Project Type	Program

Project Description

This program funds the installation of emergency power stationary generators at the City's pumping stations. The goal of the program is to ensure continuous sanitary sewer service in the event of power loss. Funding in 2023 is for work at the American Family Lift Station and Cherokee No. 2 Lift Station.

Project Budget by Funding Source

	2023	2024	2025	2026	2027	2028
Reserves Applied	58,000	58,000	58,000	60,000	63,000	66,000
TOTAL	\$ 58,000	\$ 58,000	\$ 58,000	\$ 60,000	\$ 63,000	\$ 66,000

Project	Lift Station Rehabilitation and Replacement	Project #	10268
Citywide Element	Green and Resilient	Project Type	Program

Project Description

This program funds rehabilitation and replacement of the Sewer Utility's 30 wastewater lift stations and 9.4 miles of force mains. Three additional lift stations will come into the City in October 2022 per the Town of Madison agreement. The goal of this program is to maintain system reliability and to reduce the number of backups or emergency incidents. The overall funding to this program has increased \$688,000 from 2023-2027 as a direct result of bids for lift station replacements being higher than observed in previous years.

Project Budget by Funding Source

	2023	2024	2025	2026	2027	2028
Reserves Applied	124,000	322,000	317,000	192,000	172,000	181,000
Revenue Bonds	100,000	600,000	500,000	500,000	-	-
TOTAL	\$ 224,000	\$ 922,000	\$ 817,000	\$ 692,000	\$ 172,000	\$ 181,000

Project	Sewer Access Improvements	Project #	10437
Citywide Element	Green and Resilient	Project Type	Program

Project Description

This program is for sewer maintenance access roads, trails, paths and easement acquisitions where access to sanitary sewer access structures is not already well established. The goal of this program is to provide City Operations crews with safe access to maintain the City's sanitary sewer system.

Project Budget by Funding Source

	2023	2024	2025	2026	2027	2028
Reserves Applied	130,000	130,000	135,000	142,000	149,000	156,000
TOTAL	\$ 130,000	\$ 130,000	\$ 135,000	\$ 142,000	\$ 149,000	\$ 156,000

Project **Sewer Backwater Valve Reimbursement** Project # **13568**
 Citywide Element **Green and Resilient** Project Type **Program**

Project Description

This program funds the reimbursement of property owners for a sewer backwater valve installation. Sewer backwater valves are installed on the sewer lateral either inside the home or on the property between the home and the City sewer main. With this program, the City reimburses property owners 75% of the installation costs up to \$1,500, provided that property owners go through the application process, pass the City plumber on-site pre-inspection, and receive 3 bids from contractors. The goal of the program is to provide additional protection to private property for unplanned sanitary sewer backups.

Project Budget by Funding Source

	2023	2024	2025	2026	2027	2028
Reserves Applied	60,000	40,000	40,000	40,000	40,000	42,000
TOTAL	\$ 60,000	\$ 40,000	\$ 40,000	\$ 40,000	\$ 40,000	\$ 42,000

Project **Sewer Impact Fee Districts** Project # **11678**
 Citywide Element **Green and Resilient** Project Type **Program**

Project Description

This program is for the extension of sanitary sewer service to developing areas of the City requiring sewer infrastructure installation. The program is funded entirely by Impact Fees, and review for planned projects is conducted annually as dictated by demand for development.

Project Budget by Funding Source

	2023	2024	2025	2026	2027	2028
Impact Fees	-	1,500,000	-	-	-	-
TOTAL	\$ -	\$ 1,500,000	\$ -	\$ -	\$ -	\$ -

Project **Sewer Reconstruction** Project # **10267**
 Citywide Element **Green and Resilient** Project Type **Program**

Project Description

This program is for replacing old, problematic sewers throughout the City. The goal of this program is to alleviate emergency sewer repairs and backups by replacing the sewer infrastructure that is past its useful life. Projects included with this program are independent of the sewer replacement work included with the Reconstruct Streets and Pavement Management programs within the Major Streets budget. This program uses a case-by-case basis to evaluate the replacement of the sewers. The planned project for 2023 is a sewer replacement project located on the Oscar Mayer site west of the RR tracks, which Engineering Operations discovered to be in disrepair.

Project Budget by Funding Source

	2023	2024	2025	2026	2027	2028
Reserves Applied	141,000	78,000	86,000	111,000	117,000	137,000
Revenue Bonds	451,000	192,000	210,000	321,000	337,000	340,000
Special Assessment	5,000	5,000	5,000	5,000	5,000	5,000
TOTAL	\$ 597,000	\$ 275,000	\$ 301,000	\$ 437,000	\$ 459,000	\$ 482,000

Project
Citywide Element

Trenchless Sewer Rehabilitation
Green and Resilient

Project # **10450**
Project Type **Program**

Project Description

This program funds the rehabilitation of failing sewers by lining the existing sewer mains using cameras and remote controlled tools. Some sewer mains are rehabilitated (or lined) to address inflow and infiltration problems. The goal of this program is to repair nine miles of sewer mains at selected locations based upon need; backyard sewer mains are prioritized.

Project Budget by Funding Source

	2023	2024	2025	2026	2027	2028
Reserves Applied	500,000	500,000	491,000	517,000	500,000	500,000
Revenue Bonds	1,260,000	1,260,000	1,233,000	1,293,000	1,400,000	1,495,000
TOTAL	\$ 1,760,000	\$ 1,760,000	\$ 1,724,000	\$ 1,810,000	\$ 1,900,000	\$ 1,995,000

Project
Citywide Element

Utility Materials Handling Site
Green and Resilient

Project # **13599**
Project Type **Project**

Project Description

This program is for creation of a new site for the Sanitary, Storm & Water Utilities, allowing the disposal of excess cut from repair operations and to allow for the dewatering of dredge sediments from pond maintenance operations. Once dewatered, the majority of material is expected to be moved to the Dane County Landfill to be used for daily cover and haul roads. The Utilities' current disposal site is running out of fill area, and with the planned increase in dredging of stormwater retention facilities/ponds as required for compliance with our EPA WPDES discharge permit, the current drying bed, the Madison Metropolitan Sewerage District Drying Bed, is becoming too small. Sewer Utility will own the site and Stormwater Utility and Water Utility will annually pay for their usage of it.

Project Budget by Funding Source

	2023	2024	2025	2026	2027	2028
Revenue Bonds	3,000,000	300,000	-	-	-	-
TOTAL	\$ 3,000,000	\$ 300,000	\$ -	\$ -	\$ -	\$ -

Sewer Utility

2023 Appropriation Schedule

2023 Appropriation

Executive Budget

	Request	GO Borrowing	Other	Total
Citywide Pumping Stations-Emergency Power Stationary Generators	58,000	-	58,000	58,000
Lift Station Rehabilitation and Replacement	224,000	-	224,000	224,000
Sewer Access Improvements	130,000	-	130,000	130,000
Sewer Backwater Valve Reimbursement	60,000	-	60,000	60,000
Sewer Reconstruction	597,000	-	597,000	597,000
Trenchless Sewer Rehabilitation	1,760,000	-	1,760,000	1,760,000
	3,000,000	-	3,000,000	3,000,000
	\$ 5,829,000	\$ -	\$ 5,829,000	\$ 5,829,000

Stormwater Utility

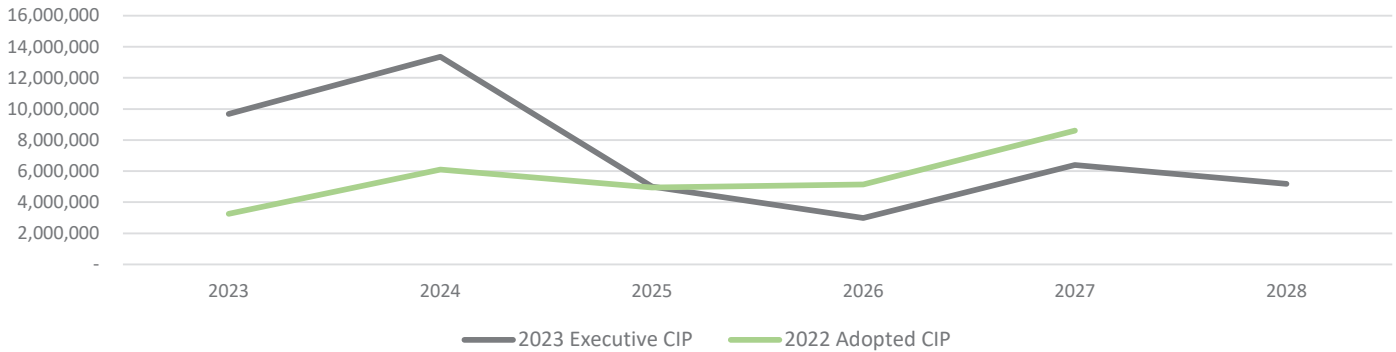
Capital Improvement Plan

Project Summary: Executive

	2023	2024	2025	2026	2027	2028
Citywide Flood Mitigation	5,410,000	10,260,000	2,660,000	710,000	710,000	2,450,000
Storm Sewer System Improvements	210,000	270,000	210,000	210,000	210,000	210,000
Stormwater Quality System Improvements	3,660,000	2,325,000	1,565,000	1,450,000	4,650,000	2,000,000
Street Cleaning Equipment - Streets	393,000	503,000	576,000	616,000	816,000	520,000
	\$ 9,673,000	\$ 13,358,000	\$ 5,011,000	\$ 2,986,000	\$ 6,386,000	\$ 5,180,000

Changes from 2022 CIP

2023 Capital Improvement Plan
2023 Executive vs. 2022 Adopted



Major Changes

- **Citywide Flood Mitigation**
 - Program budget increased by \$9.6m from 2023 through 2027, including a \$1.7m increase in Non-GF GO Borrowing and a \$8.2m increase in state funding, to support the Schroeder Road Flood Mitigation project, Glenwood Children's Park Arch repair, and the Old Sauk Business Park Flood Mitigation efforts
- **Stormwater Quality System Improvements**
 - Program budget for Storm borrowing increased by \$3.3m for the 2023-2027 period. Storm Reserves decreased by \$500k and State Sources decreased by \$3.8m, resulting in a net program reduction of \$1.0m from 2023 through 2027. This was due to adding funding for Giddings shoreline, Wexford dredge, increased funds for Lower Badger Mill Creek, and additional funds for Mendota Grassman Greenway, and removing funding for Mendota Spring Harbor Greenway in 2025 and 2026.
- **Street Cleaning Equipment**
 - Program budget increased by \$608k from 2023 through 2027 to reflect supply chain issues increasing costs

Stormwater Utility

Budget Overview

2023 CIP by Expenditure Type

	2023	2024	2025	2026	2027	2028
Machinery and Equipment	393,000	503,000	576,000	616,000	816,000	520,000
Stormwater Network	9,280,000	12,855,000	4,435,000	2,370,000	5,570,000	4,660,000
Total Expenditures	\$ 9,673,000	\$ 13,358,000	\$ 5,011,000	\$ 2,986,000	\$ 6,386,000	\$ 5,180,000

2023 CIP by Funding Source

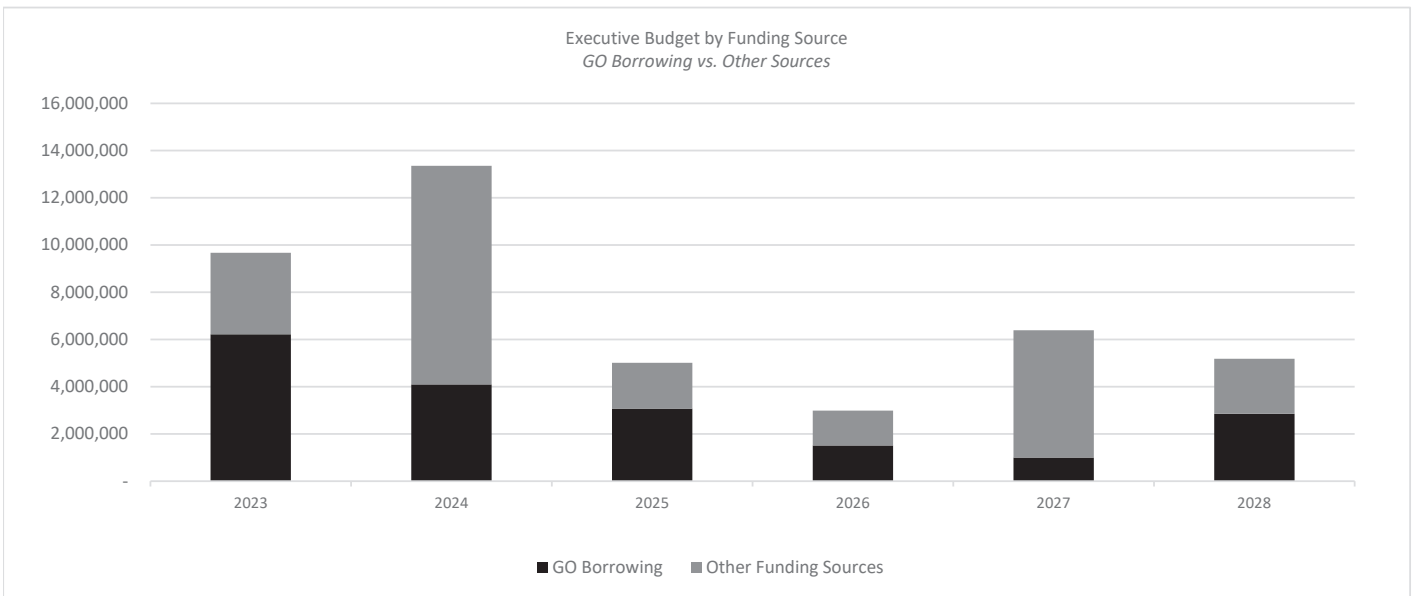
	2023	2024	2025	2026	2027	2028
Non-GF GO Borrowing	6,224,000	4,102,500	3,068,500	1,515,000	995,000	2,850,000
Impact Fees	330,000	600,000	-	-	-	-
Reserves Applied	1,369,000	1,505,500	1,442,500	1,471,000	1,891,000	1,330,000
State Sources	1,750,000	7,150,000	500,000	-	3,500,000	1,000,000
Total Funding	\$ 9,673,000	\$ 13,358,000	\$ 5,011,000	\$ 2,986,000	\$ 6,386,000	\$ 5,180,000

Borrowing Summary

	2023	2024	2025	2026	2027	2028
Borrowing Schedule						
General Fund GO Borrowing	-	-	-	-	-	-
Non-General Fund GO Borrowing	6,224,000	4,102,500	3,068,500	1,515,000	995,000	2,850,000
Total GO Borrowing	\$ 6,224,000	\$ 4,102,500	\$ 3,068,500	\$ 1,515,000	\$ 995,000	\$ 2,850,000

Annual Debt Service

General Fund GO Borrowing	-	-	-	-	-	-
Non-General Fund GO Borrowing	809,120	533,325	398,905	196,950	129,350	370,500



Stormwater Utility

Budget Overview

Carry Forward GO Borrowing

	Unused Appropriation Authority	Reauthorized GO Borrowing
10138 BIKEWAYS PROGRAM	2,000,000	1,900,000
10142 CANNONBALL BIKE TRAIL	73,529	-
10143 CAPITAL CITY TRAIL	50,000	35,000
13061 CEDAR ST	13	-
11513 CITYWIDE FLOOD MITIGATION	8,258,629	2,130,476
11574 COTTAGE GROVE ROAD	0	-
10576 EQUIPMENT AND VEHICLES	575,282	-
10312 GREENWAY IMPROVEMENTS	107,647	10,000
10948 LOWER BADGER MILL CREEK WATERSHED	1,465,710	-
10540 PAVEMENT MANAGEMENT	1,246,111	99,286
10226 RECONSTRUCTION STREETS	2,921,639	107,825
11133 S PARK ST (OLIN TO RR)	20,000	-
10192 SERVICE BUILDING IMPROVEMENTS	4,868	-
10334 STARKWEATHER CREEK WATERSHED	984,156	50,000
11664 STORM SEWER SYSTEM IMPROVEMENTS	141,460	-
11665 STORMWATER QUALITY SYSTEM IMPROV	8,318,910	5,516,711
10554 STREET CLEANING EQUIPMENT	9,501	-
11868 TROY DR UNDERPASS	30,000	-
11168 UNIVERSITY AVE (SHOREWOOD-UNIV BAY)	5,413,300	6,796,000
11459 WILSON ST (MLK - S HAMILTON)	3,346	-
	\$ 31,624,101	\$ 16,645,298

Stormwater Utility

Project Overview

Project	Citywide Flood Mitigation	Project #	11513
Citywide Element	Green and Resilient	Project Type	Program

Project Description

This program is for stormwater network improvements where flooding occurs during large rain events. The goal of the program is to mitigate or eliminate flooding and protect property from damage. Projects planned in 2023 include: construction of the Mendota Grassman Greenway, Lower Badger Mill Creek Pond, and the preliminary designs for West Towne Pond and Old Sauk Trails Business Park Pond and greenways. This program also supports design of pond improvements and flood mitigation installations that are scheduled with street reconstruction projects.

Project Budget by Funding Source

	2023	2024	2025	2026	2027	2028
Non-GF GO Borrowing	3,180,000	2,010,000	1,660,000	210,000	310,000	2,050,000
Impact Fees	330,000	600,000	-	-	-	-
Reserves Applied	400,000	500,000	500,000	500,000	400,000	400,000
State Sources	1,500,000	7,150,000	500,000	-	-	-
TOTAL	\$ 5,410,000	\$ 10,260,000	\$ 2,660,000	\$ 710,000	\$ 710,000	\$ 2,450,000

Project	Storm Sewer System Improvements	Project #	11664
Citywide Element	Green and Resilient	Project Type	Program

Project Description

This program is for improvements to the storm sewer network. The goal of this program is to ensure a reliable storm sewer system for City residents. Projects planned in 2023 include cured in place piping (CIPP) and the annual waterway improvement projects, which consist of various low cost improvements to enhance the stormwater network that will be constructed by operations staff.

Project Budget by Funding Source

	2023	2024	2025	2026	2027	2028
Reserves Applied	210,000	270,000	210,000	210,000	210,000	210,000
TOTAL	\$ 210,000	\$ 270,000	\$ 210,000	\$ 210,000	\$ 210,000	\$ 210,000

Project	Stormwater Quality System Improvements	Project #	11665
Citywide Element	Green and Resilient	Project Type	Program

Project Description

The goal of this program is to improve the quality of the stormwater entering our streams, rivers and lakes. Projects within the program are prioritized annually and include: greenway reconstructions, storm water pond improvements, shoreline restoration, and urban water quality projects. Smaller projects include rain gardens with street reconstruction and dredging. Many stormwater quality projects will be coupled with regional flood mitigation projects and grants will be sought to help leverage additional funding mechanisms. In addition, this program will help us to comply with the City's Wisconsin Department of Natural Resources (WDNR)/Environmental Protection Agency (EPA) stormwater discharge permit.

Project Budget by Funding Source

	2023	2024	2025	2026	2027	2028
Non-GF GO Borrowing	3,044,000	2,092,500	1,408,500	1,305,000	685,000	800,000
Reserves Applied	366,000	232,500	156,500	145,000	465,000	200,000
State Sources	250,000	-	-	-	3,500,000	1,000,000
TOTAL	\$ 3,660,000	\$ 2,325,000	\$ 1,565,000	\$ 1,450,000	\$ 4,650,000	\$ 2,000,000

Project
Citywide Element

Street Cleaning Equipment - Streets
Green and Resilient

Project # **10554**
Project Type **Program**

Project Description

This program is for replacing existing street sweeping machines operated by the Streets Division. The City’s street sweeping equipment life cycle is five years with interim maintenance. The goal of this program is to reduce the discharge of pollutants and suspended solids to the lakes by removing material from the streets surface before it is mixed with storm water runoff. Funding in 2023 will be used to replace one vacuum sweeper and replace 3 toolcat dustbins. Funding in 2024-2026 include replacement of 2 mechanical sweepers per year. Funding in 2027 includes replacement of 1 vacuum sweeper and 1 mechanical sweeper. Funding in 2028 includes replacement of 1 vacuum sweeper.

Project Budget by Funding Source

	2023	2024	2025	2026	2027	2028
Reserves Applied	393,000	503,000	576,000	616,000	816,000	520,000
TOTAL	\$ 393,000	\$ 503,000	\$ 576,000	\$ 616,000	\$ 816,000	\$ 520,000

Stormwater Utility

2023 Appropriation Schedule

2023 Appropriation

Executive Budget

	Request	GO Borrowing	Other	Total
Citywide Flood Mitigation	5,410,000	3,180,000	2,230,000	5,410,000
Storm Sewer System Improvements	210,000	-	210,000	210,000
Stormwater Quality System Improvements	3,660,000	3,044,000	616,000	3,660,000
Street Cleaning Equipment - Streets	393,000	-	393,000	393,000
	\$ 9,673,000	\$ 6,224,000	\$ 3,449,000	\$ 9,673,000

Streets Division

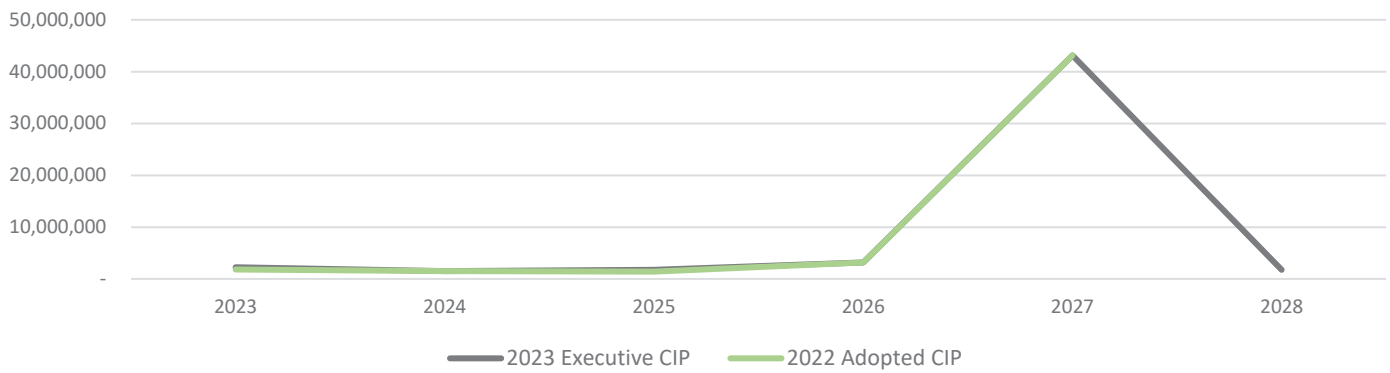
Capital Improvement Plan

Project Summary: Executive

	2023	2024	2025	2026	2027	2028
Far West Facility	-	-	-	1,600,000	41,500,000	-
Street Tree Program	340,000	340,000	340,000	360,000	378,000	390,000
Streets Equipment	520,000	968,000	1,217,000	1,005,000	1,015,000	1,100,000
Streets Yard Improvements	1,075,000	200,000	200,000	200,000	230,000	250,000
Transfer Station Tipping Floor	325,000	-	-	-	-	-
	\$ 2,260,000	\$ 1,508,000	\$ 1,757,000	\$ 3,165,000	\$ 43,123,000	\$ 1,740,000

Changes from 2022 CIP

2023 Capital Improvement Plan
2023 Executive vs. 2022 Adopted



Major Changes

- Streets Equipment
 - Program budget decreased \$265k in 2023 to allow for increased budget to support the Transfer Station Tipping Floor project
- Streets Yard Improvements
 - Program budget increased \$600k in 2023 to reflect moving the public drop-off from Badger Road to Olin Avenue
- Transfer Station Tipping Floor
 - Project budget increased \$115k in 2023 to reflect increased cost estimates due to inflation

Streets Division

Budget Overview

2023 CIP by Expenditure Type

	2023	2024	2025	2026	2027	2028
Building	325,000	-	-	1,600,000	41,500,000	-
Land Improvements	340,000	340,000	340,000	360,000	378,000	390,000
Machinery and Equipment	520,000	968,000	1,217,000	1,005,000	1,015,000	1,100,000
Other	1,075,000	200,000	200,000	200,000	230,000	250,000
Total Expenditures	\$ 2,260,000	\$ 1,508,000	\$ 1,757,000	\$ 3,165,000	\$ 43,123,000	\$ 1,740,000

2023 CIP by Funding Source

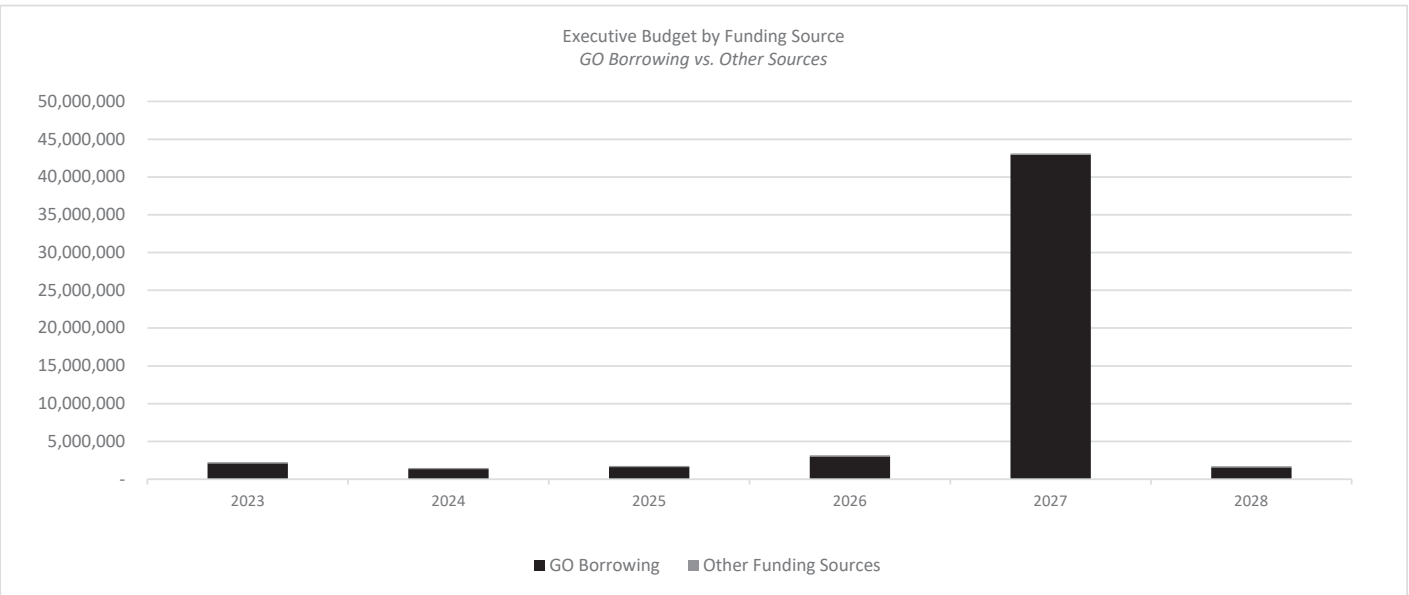
	2023	2024	2025	2026	2027	2028
GF GO Borrowing	2,095,000	1,343,000	1,592,000	3,000,000	42,958,000	1,575,000
Private Contribution/Donation	8,000	8,000	8,000	8,000	8,000	8,000
Special Assessment	150,000	150,000	150,000	150,000	150,000	150,000
TIF Increment	7,000	7,000	7,000	7,000	7,000	7,000
Total Funding	\$ 2,260,000	\$ 1,508,000	\$ 1,757,000	\$ 3,165,000	\$ 43,123,000	\$ 1,740,000

Borrowing Summary

	2023	2024	2025	2026	2027	2028
Borrowing Schedule						
General Fund GO Borrowing	2,095,000	1,343,000	1,592,000	3,000,000	42,958,000	1,575,000
Non-General Fund GO Borrowing	-	-	-	-	-	-
Total GO Borrowing	\$ 2,095,000	\$ 1,343,000	\$ 1,592,000	\$ 3,000,000	\$ 42,958,000	\$ 1,575,000

Annual Debt Service

General Fund GO Borrowing	272,350	174,590	206,960	390,000	5,584,540	204,750
Non-General Fund GO Borrowing	-	-	-	-	-	-



Streets Division

Budget Overview

Carry Forward GO Borrowing

	Unused Appropriation Authority	Reauthorized GO Borrowing
44001 SALT STORAGE BARN - BADGER ROAD	2,228,140	2,146,098
12444 ST FUELING STATION AT SOUTH POINT	177,229	-
12415 STREET TREE PROGRAM	638,508	350,000
12502 STREETS EMERALD ASH BORER	204,110	125,000
10458 STREETS EQUIPMENT	217,147	-
12503 STREETS YARD IMPROVEMENTS	576,815	368,866
12758 URBAN TREE INITIATIVES	950,056	920,000
	\$ 4,992,006	\$ 3,909,964

Streets Division

Project Overview

Project	Far West Facility	Project #	13016
Citywide Element	Effective Government	Project Type	Project

Project Description

This project funds the construction of a long-planned, fully-functioning Streets South Point Facility. The goal of this project is to improve accessibility to government agencies and serve our rapidly growing far west community by better distributing staff and equipment geographically between three facilities rather than two. The Streets Division currently loses many hours annually transporting employees and equipment from the Badger Road facility to perform work in this part of the City. This will allow the Streets Division to maintain easier resident access, as well as provide more effective and efficient services to our residents.

Project Budget by Funding Source

	2023	2024	2025	2026	2027	2028
GF GO Borrowing	-	-	-	1,600,000	41,500,000	-
TOTAL	\$ -	\$ -	\$ -	\$ 1,600,000	\$ 41,500,000	\$ -

Project	Street Tree Program	Project #	12415
Citywide Element	Green and Resilient	Project Type	Program

Project Description

This program provides funding for planting terrace trees along new streets and replacement of street trees within the City in conjunction with Emerald Ash Borer (EAB) efforts. The goal of the program is to ensure the maintenance and improvement of the urban forest tree canopy in the City by replacing damaged or sick trees and planting diverse tree species to create a resilient tree canopy. Progress will be measured by the number of trees planted, not including EAB Replacements.

Project Budget by Funding Source

	2023	2024	2025	2026	2027	2028
GF GO Borrowing	175,000	175,000	175,000	195,000	213,000	225,000
Private Contribution/Donation	8,000	8,000	8,000	8,000	8,000	8,000
Special Assessment	150,000	150,000	150,000	150,000	150,000	150,000
TIF Increment	7,000	7,000	7,000	7,000	7,000	7,000
TOTAL	\$ 340,000	\$ 340,000	\$ 340,000	\$ 360,000	\$ 378,000	\$ 390,000

Project	Streets Equipment	Project #	10458
Citywide Element	Green and Resilient	Project Type	Program

Project Description

This program is for new Streets Division equipment. The goal of this program is to ensure the services provided by the Streets Division are completed with reliable equipment and machinery. Funding in 2023 is for a new tandem dump truck with spreader, compactors for drop off sites, and Town of Madison recycling carts, rear loader, and toolcat.

Project Budget by Funding Source

	2023	2024	2025	2026	2027	2028
GF GO Borrowing	520,000	968,000	1,217,000	1,005,000	1,015,000	1,100,000
TOTAL	\$ 520,000	\$ 968,000	\$ 1,217,000	\$ 1,005,000	\$ 1,015,000	\$ 1,100,000

Project
Citywide Element

Streets Yard Improvements
Effective Government

Project # **12503**
Project Type **Program**

Project Description

This program is for improving the Streets Division's two drop-off sites to maintain service levels. Funding will be used for crack sealing and chip sealing the Badger Road facility campus.

Project Budget by Funding Source

	2023	2024	2025	2026	2027	2028
GF GO Borrowing	1,075,000	200,000	200,000	200,000	230,000	250,000
TOTAL	\$ 1,075,000	\$ 200,000	\$ 200,000	\$ 200,000	\$ 230,000	\$ 250,000

Project
Citywide Element

Transfer Station Tipping Floor
Green and Resilient

Project # **12445**
Project Type **Project**

Project Description

This project is for replacing the transfer station tipping floor at Olin Avenue. The goal of this project is to support Streets Division's solid waste service by replacing the tipping floor, which has reached the end of its useful life.

Project Budget by Funding Source

	2023	2024	2025	2026	2027	2028
GF GO Borrowing	325,000	-	-	-	-	-
TOTAL	\$ 325,000	\$ -	\$ -	\$ -	\$ -	\$ -

Streets Division

2023 Appropriation Schedule

2023 Appropriation

Executive Budget

	Request	GO Borrowing	Other	Total
Street Tree Program	340,000	175,000	165,000	340,000
Streets Equipment	520,000	520,000	-	520,000
Streets Yard Improvements	1,075,000	1,075,000	-	1,075,000
Transfer Station Tipping Floor	325,000	325,000	-	325,000
	\$ 2,260,000	\$ 2,095,000	\$ 165,000	\$ 2,260,000

Traffic Engineering

Capital Improvement Plan

Project Summary: Executive

	2023	2024	2025	2026	2027	2028
Citywide LED Conversion	500,000	850,000	150,000	-	-	-
Field Equipment Replacement	-	50,000	25,000	-	-	-
John Nolen Drive Lighting	-	1,000,000	-	-	-	-
Public Safety Radio System	1,100,000	150,000	150,000	150,000	150,000	150,000
Safe Streets for All Federal Grant Program	20,000,000	-	-	-	-	-
Safe Streets Madison	2,050,000	1,550,000	1,564,000	1,582,000	1,603,000	1,603,000
Street Light Installation	615,000	615,000	620,000	620,000	630,000	635,000
Town of Madison Annexation - Signing and Pavement Markings	90,000	60,000	50,000	-	-	-
Town of Madison Annexation - Street Lighting	20,000	20,000	-	-	-	-
Traffic Safety Infrastructure	50,000	75,000	75,000	75,000	75,000	75,000
Traffic Signal Installation	2,030,000	830,000	835,000	835,000	840,000	850,000
	\$ 26,455,000	\$ 5,200,000	\$ 3,469,000	\$ 3,262,000	\$ 3,298,000	\$ 3,313,000

Changes from 2022 CIP



Major Changes

- Citywide LED Conversion
 - Project timeline updated to have the 2023 budget broken out across 2023 through 2025 due to staff availability
- John Nolen Drive Lighting
 - Project budget increased by \$1.0m in 2024 to reflect updated project costs and delayed construction
- Safe Streets for All Federal Grant Program
 - \$20m project added to the CIP to leverage federal grant funding to prevent roadway deaths and serious injuries
 - The CIP includes \$16.0m in federal funding and local matching funds of \$4.0m
 - Use of funds within the capital project will be contingent on receiving federal awards
- Town of Madison Annexation - Signing and Pavement Markings
 - \$200k project added to the CIP to bring Town of Madison sign and pavement markings up to national and City standards
- Town of Madison Annexation - Street Lighting
 - \$40k project added to the CIP to install 10 new street lights within the Town of Madison annexation
- Traffic Safety Infrastructure
 - Program budget increased \$25k in each year from 2024 forward to bring sign inventory up to retroreflectivity standards
- Traffic Signal Installation
 - \$200k in General Fund borrowing added for the installation of a traffic signal at Northport Dr. and School Rd.
 - \$800k in potential federal funding from the Strengthening Mobility and Revolutionizing Transportation (SMART) program added to the CIP
 - \$200k in General Fund borrowing has been added for the local match to potential SMART funding

Traffic Engineering

Budget Overview

2023 CIP by Expenditure Type

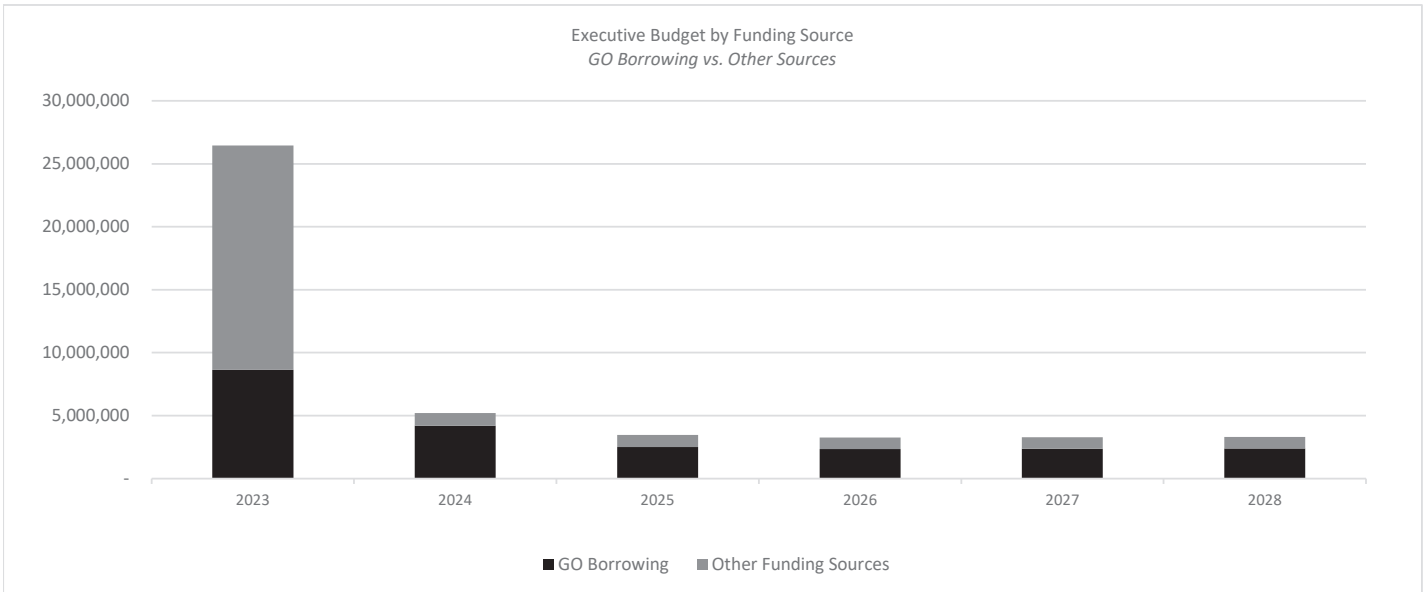
	2023	2024	2025	2026	2027	2028
Land Improvements	50,000	75,000	75,000	75,000	75,000	75,000
Machinery and Equipment	3,130,000	1,030,000	1,010,000	985,000	990,000	1,000,000
Other	-	1,000,000	-	-	-	-
Street	22,140,000	1,610,000	1,614,000	1,582,000	1,603,000	1,603,000
Streetlighting	1,135,000	1,485,000	770,000	620,000	630,000	635,000
Total Expenditures	\$ 26,455,000	\$ 5,200,000	\$ 3,469,000	\$ 3,262,000	\$ 3,298,000	\$ 3,313,000

2023 CIP by Funding Source

	2023	2024	2025	2026	2027	2028
GF GO Borrowing	8,635,000	4,210,000	2,509,000	2,352,000	2,383,000	2,398,000
County Sources	45,000	45,000	45,000	45,000	45,000	45,000
Developer Capital Funding	410,000	410,000	410,000	410,000	415,000	415,000
Federal Sources	16,800,000	-	-	-	-	-
Other Govt Pmt For Services	80,000	80,000	80,000	80,000	80,000	80,000
Special Assessment	275,000	275,000	275,000	275,000	275,000	275,000
State Sources	100,000	100,000	100,000	100,000	100,000	100,000
TIF Increment	110,000	80,000	50,000	-	-	-
Total Funding	\$ 26,455,000	\$ 5,200,000	\$ 3,469,000	\$ 3,262,000	\$ 3,298,000	\$ 3,313,000

Borrowing Summary

	2023	2024	2025	2026	2027	2028
Borrowing Schedule						
General Fund GO Borrowing	8,635,000	4,210,000	2,509,000	2,352,000	2,383,000	2,398,000
Non-General Fund GO Borrowing	-	-	-	-	-	-
Total GO Borrowing	\$ 8,635,000	\$ 4,210,000	\$ 2,509,000	\$ 2,352,000	\$ 2,383,000	\$ 2,398,000
Annual Debt Service						
General Fund GO Borrowing	1,122,550	547,300	326,170	305,760	309,790	311,740
Non-General Fund GO Borrowing	-	-	-	-	-	-



Traffic Engineering

Budget Overview

Carry Forward GO Borrowing

	Unused Appropriation Authority	Reauthorized GO Borrowing
12477 BLACKHAWK WATER TOWER RELOCATION	25,300	-
13065 CITYWIDE LED LIGHTING CONVERSION	792,443	1,100,000
13835 CTH M	339	-
12348 E. WASH.AVE ADAPTIVE TRAFFIC SIGNAL	164,057	-
13779 Field Equipment Replacement	219,391	-
10245 MCKEE RD (CTH PD) IMPROVEMENTS	902	-
12730 MONONA TERRACE/JOHN NOLEN DR LIGHT	2,032,648	2,055,000
10420 PUBLIC SAFETY RADIO SYSTEM	93,370	-
13119 SNOW EMERGENCY ZONE EXP/CSCL	127,297	-
10418 STREET LIGHT INSTALLATION	1,483,020	174,112
13778 Safe Streets Madison	2,146,291	1,049,998
13067 TEMP TRAFF CONT EQUIP AND LIGHTING	14,089	-
10767 TRAFFIC ENGINEERING INVENTORY	(990,643)	-
10428 TRAFFIC SAFETY INFRASTRUCTURE	129,603	-
10427 TRAFFIC SIGNAL INFRASTRUCTURE	2,447,615	640,000
13573 TWENTY IS PLENTY	613,026	613,026
12733 VISION ZERO TRAFFIC SAFETY INFRASTR	154,638	-
17071 WAYFINDING SIGNAGE	76,808	-
13066 ZERO VISION PROGRAM	190,709	4,889
	\$ 9,720,902	\$ 5,637,025

Traffic Engineering

Project Overview

Project	Citywide LED Conversion	Project #	13065
Citywide Element	Green and Resilient	Project Type	Project

Project Description

This project is to convert all remaining City streetlights to LED. The goal of this project is to replace street light fixtures with more energy efficient LED fixtures, reducing energy usage and costs. The project’s scope includes equipment costs for the replacement of all non-LED streetlight fixtures. Completion of the project is estimated to save \$390,000 in electricity costs annually. These projected savings do not include debt service costs.

Project Budget by Funding Source

	2023	2024	2025	2026	2027	2028
GF GO Borrowing	500,000	850,000	150,000	-	-	-
TOTAL	\$ 500,000	\$ 850,000	\$ 150,000	\$ -	\$ -	\$ -

Project	Field Equipment Replacement	Project #	13779
Citywide Element	Effective Government	Project Type	Program

Project Description

This program is for the purchase and replacement of equipment used to support Traffic Engineering field operations including the City’s fiber optic network, signing, streetlighting and signal operations. The goal of this program is to improve efficiency and reduce delays in providing or restoring services to City agencies and partners. Funding in 2024 and 2025 will support pavement marking removal equipment and the replacement of a large format digital printer.

Project Budget by Funding Source

	2023	2024	2025	2026	2027	2028
GF GO Borrowing	-	50,000	25,000	-	-	-
TOTAL	\$ -	\$ 50,000	\$ 25,000	\$ -	\$ -	\$ -

Project	John Nolen Drive Lighting	Project #	12730
Citywide Element	Land Use and Transportation	Project Type	Project

Project Description

This project funds replacing the current tunnel lighting on John Nolen Drive under Monona Terrace. The goal of the project is to improve safety along the existing roadway by replacing the existing lighting that has been damaged by snow and stormwater runoff. The scope of the project includes the updated lighting infrastructure and installation costs, as well as review of emergency ventilation fan equipment. Funding to study this project was included in the 2020 capital budget. Construction of the project is scheduled for 2024 due to coordination with other projects in the area.

Project Budget by Funding Source

	2023	2024	2025	2026	2027	2028
GF GO Borrowing	-	1,000,000	-	-	-	-
TOTAL	\$ -	\$ 1,000,000	\$ -	\$ -	\$ -	\$ -

Project **Public Safety Radio System** Project # **10420**
 Citywide Element **Health and Safety** Project Type **Program**

Project Description

This program is for digital emergency communication equipment. The program’s goal is to build redundancy to ensure the continuation of operations in case of major disruptions. The program’s scope is focused on purchasing equipment and the corresponding software to operate the equipment. Funding in 2023 will be used to purchase a backup system to safeguard against system interruptions.

Project Budget by Funding Source

	2023	2024	2025	2026	2027	2028
GF GO Borrowing	1,100,000	150,000	150,000	150,000	150,000	150,000
TOTAL	\$ 1,100,000	\$ 150,000	\$ 150,000	\$ 150,000	\$ 150,000	\$ 150,000

Project **Safe Streets for All Federal Grant Program** Project # **14149**
 Citywide Element **Land Use and Transportation** Project Type **Program**

Project Description

The federal Bipartisan Infrastructure Law (BIL) established a new Safe Streets and Roads for All program to provide funding to regional, local and Tribal projects focused on preventing roadway deaths and serious injuries. Cities that have developed a Vision Zero or other Safety Action Plan will be eligible to apply for funding to carry out projects and strategies identified in their action plan. This funding would be used to match any projects awarded through this new program and would only be used if City of Madison projects are selected for funding.

Project Budget by Funding Source

	2023	2024	2025	2026	2027	2028
GF GO Borrowing	4,000,000	-	-	-	-	-
Federal Sources	16,000,000	-	-	-	-	-
TOTAL	\$ 20,000,000	\$ -	\$ -	\$ -	\$ -	\$ -

Project **Safe Streets Madison** Project # **13778**
 Citywide Element **Land Use and Transportation** Project Type **Program**

Project Description

This program funds projects focused on eliminating serious and fatal crashes as well as filling gaps in the pedestrian and bicycle network. The program uses the recently approved Safe Streets prioritization metric to select projects and focuses on elimination of disparate traffic safety outcomes. Project elements include proven safety countermeasures such as Rectangular Rapid Flashing Beacons, pedestrian islands, bike lanes, markings, signs and other infrastructure changes. This program funds other strategies from the Vision Zero Action Plan including public information campaigns, education, engagement, planning and safety focused enforcement.

Project Budget by Funding Source

	2023	2024	2025	2026	2027	2028
GF GO Borrowing	2,050,000	1,550,000	1,564,000	1,582,000	1,603,000	1,603,000
TOTAL	\$ 2,050,000	\$ 1,550,000	\$ 1,564,000	\$ 1,582,000	\$ 1,603,000	\$ 1,603,000

Project **Street Light Installation** Project # **10418**
 Citywide Element **Health and Safety** Project Type **Program**

Project Description

This program is for improvements to outdated street lighting systems, including computer support; replacement or painting/refurbishing of older poles, fixtures, cable and other major street light equipment; and installation of new street lights. The program’s goal is to provide adequate lighting on streets for motorists, pedestrians, and bicyclists. Projects planned in 2023 include replacement of poles on State Street and Bassett Street.

Project Budget by Funding Source

	2023	2024	2025	2026	2027	2028
GF GO Borrowing	175,000	175,000	180,000	180,000	185,000	190,000
County Sources	15,000	15,000	15,000	15,000	15,000	15,000
Developer Capital Funding	300,000	300,000	300,000	300,000	305,000	305,000
Other Govt Pmt For Services	30,000	30,000	30,000	30,000	30,000	30,000
Special Assessment	75,000	75,000	75,000	75,000	75,000	75,000
State Sources	20,000	20,000	20,000	20,000	20,000	20,000
TOTAL	\$ 615,000	\$ 615,000	\$ 620,000	\$ 620,000	\$ 630,000	\$ 635,000

Project **Town of Madison Annexation - Signing and Pavement** Project # **14162**
 Citywide Element **Markings** Project Type **Project**
Health and Safety

Project Description

The City of Madison is taking over a portion of the Town of Madison in an annexation that will be effective in October 2022. Traffic Engineering (TE) has reviewed the existing Town of Madison roadway signs and pavement markings in the annexation areas. The majority of the signs and pavement markings will need to be updated to meet current Manual on Uniform Traffic Control Devices (MUTCD) standards and/or City of Madison standards and expectations. Additional signing and pavement markings will also be required to meet current standards and needs of the community. TE has divided the annexation areas in to sub areas. A three year phased approach (2023 – 2025) is being proposed to update existing, and add new signing and pavement marking infrastructure to meet current standards.

Project Budget by Funding Source

	2023	2024	2025	2026	2027	2028
TIF Increment	90,000	60,000	50,000	-	-	-
TOTAL	\$ 90,000	\$ 60,000	\$ 50,000	\$ -	\$ -	\$ -

Project **Town of Madison Annexation - Street Lighting** Project # **14163**
 Citywide Element **Land Use and Transportation** Project Type **Project**

Project Description

The City of Madison is taking over a portion of the Town of Madison in an annexation that will be effective in October 2022. Traffic Engineering (TE) has reviewed the existing Town of Madison street lighting in the annexation areas. It is estimated that the City of Madison will need to install 10 new street lights to meet current City standards and expectations.

Project Budget by Funding Source

	2023	2024	2025	2026	2027	2028
TIF Increment	20,000	20,000	-	-	-	-
TOTAL	\$ 20,000	\$ 20,000	\$ -	\$ -	\$ -	\$ -

Project
Citywide Element

Traffic Safety Infrastructure
Health and Safety

Project # **10428**
Project Type **Program**

Project Description

This program is for traffic control devices used in the design for the local share of the State Highway Hazard Elimination program, signs, and traffic safety studies. The goal of this program is to improve traffic safety and accessibility for pedestrians, bicyclists, motorists, and transit users. Funding is increased starting in 2024 to augment replacement of signs that show retroreflectivity degradation due to wear over time. The Federal Manual on Uniform Traffic Control Devices for streets and highways provides retroreflectivity standards and this funding will help bring sign inventory to these standards and enhance public safety.

Project Budget by Funding Source

	2023	2024	2025	2026	2027	2028
GF GO Borrowing	50,000	75,000	75,000	75,000	75,000	75,000
TOTAL	\$ 50,000	\$ 75,000	\$ 75,000	\$ 75,000	\$ 75,000	\$ 75,000

Project
Citywide Element

Traffic Signal Installation
Land Use and Transportation

Project # **10427**
Project Type **Program**

Project Description

This program is for replacing and modernizing the City's traffic signal network. The goal of the program is to provide energy efficient and dynamic traffic signals that are readily adaptable to provide for safe, efficient traffic flow for pedestrians, bicycles and vehicles. Projects planned for 2023 include the installation of new traffic signals at the intersection of Northport Dr & School Rd.

Project Budget by Funding Source

	2023	2024	2025	2026	2027	2028
GF GO Borrowing	760,000	360,000	365,000	365,000	370,000	380,000
County Sources	30,000	30,000	30,000	30,000	30,000	30,000
Developer Capital Funding	110,000	110,000	110,000	110,000	110,000	110,000
Federal Sources	800,000	-	-	-	-	-
Other Govt Pmt For Services	50,000	50,000	50,000	50,000	50,000	50,000
Special Assessment	200,000	200,000	200,000	200,000	200,000	200,000
State Sources	80,000	80,000	80,000	80,000	80,000	80,000
TOTAL	\$ 2,030,000	\$ 830,000	\$ 835,000	\$ 835,000	\$ 840,000	\$ 850,000

Traffic Engineering

2023 Appropriation Schedule

2023 Appropriation

Executive Budget

	Request	GO Borrowing	Other	Total
Citywide LED Conversion	500,000	500,000	-	500,000
Public Safety Radio System	1,100,000	1,100,000	-	1,100,000
Safe Streets for All Federal Grant Program	11,200,000	4,000,000	16,000,000	20,000,000
Safe Streets Madison	2,050,000	2,050,000	-	2,050,000
Street Light Installation	615,000	175,000	440,000	615,000
Town of Madison Annexation - Signing and Pavement Markings	90,000	-	90,000	90,000
Town of Madison Annexation - Street Lighting	20,000	-	20,000	20,000
Traffic Safety Infrastructure	50,000	50,000	-	50,000
Traffic Signal Installation	2,030,000	760,000	1,270,000	2,030,000
	\$ 17,655,000	\$ 8,635,000	\$ 17,820,000	\$ 26,455,000

Transportation

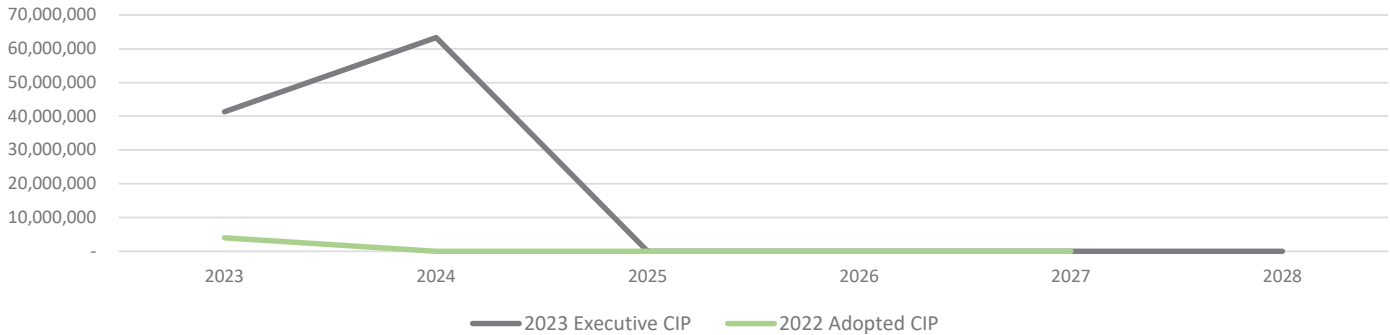
Capital Improvement Plan

Project Summary: Executive

	2023	2024	2025	2026	2027	2028
E-W Bus Rapid Transit	33,000,000	330,000	-	-	-	-
Inter-City Passenger Rail Station and Planning	350,000	-	-	-	-	-
North-South Bus Rapid Transit	7,000,000	63,000,000	-	-	-	-
Reconnecting Communities	1,000,000	-	-	-	-	-
	\$ 41,350,000	\$ 63,330,000	\$ -	\$ -	\$ -	\$ -

Changes from 2022 CIP

2023 Capital Improvement Plan
2023 Executive vs. 2022 Adopted



Major Changes

- E-W Bus Rapid Transit
 - Program budget includes an additional \$23.0m in federal Small Starts funding that will convert BRT fleet fully to electric vehicles
 - Increased local funding of \$10m to address inflationary increases
 - Program adds \$330k in borrowing to support Arts in Infrastructure programming
 - The total E-W Bus Rapid Transit project budget is \$199.3m and includes prior budget appropriations, the value of land used as a local match for federal grants, and future debt service payments associated with planned borrowing.
- Inter-City Passenger Rail Station and Planning
 - \$350k of General Fund supported borrowing added to the project to augment consultant and planning activities started in 2022
- North-South Bus Rapid Transit
 - \$56.0m in unsecured federal funding from the Bipartisan Infrastructure Law added to the CIP
 - Advances implementation to take advantage of increased federal funding opportunities
 - \$6.3m to \$7.0m in General Fund borrowing in each 2023 and 2024 to support design and to serve as a local match for potential federal funding
 - \$670k in federal funding added in 2023 associated with the Areas of Persistent Poverty grant
- Reconnecting Communities
 - \$1.0m project added to the CIP supported by \$800k in federal funding and \$200k in local funding

Transportation

Budget Overview

2023 CIP by Expenditure Type

	2023	2024	2025	2026	2027	2028
Building	350,000	-	-	-	-	-
Machinery and Equipment	33,000,000	-	-	-	-	-
Other	8,000,000	7,330,000	-	-	-	-
Street	-	56,000,000	-	-	-	-
Total Expenditures	\$ 41,350,000	\$ 63,330,000	\$ -	\$ -	\$ -	\$ -

2023 CIP by Funding Source

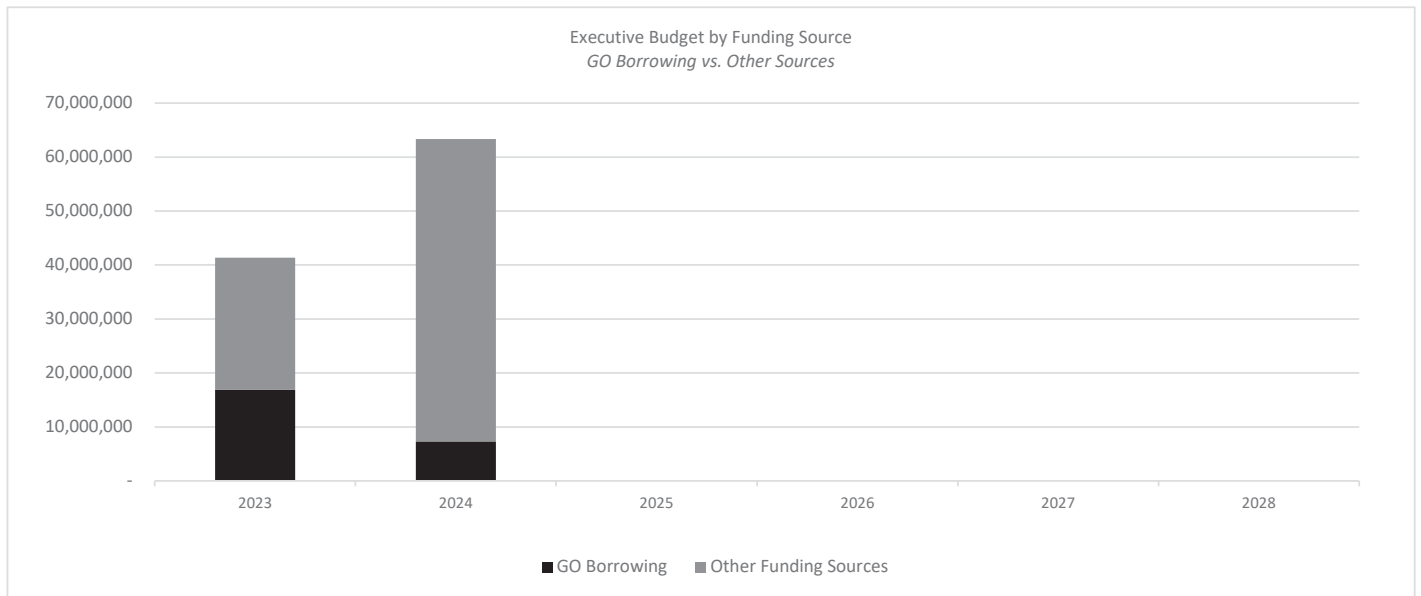
	2023	2024	2025	2026	2027	2028
GF GO Borrowing	16,880,000	7,330,000	-	-	-	-
Federal Sources	24,470,000	56,000,000	-	-	-	-
Total Funding	\$ 41,350,000	\$ 63,330,000	\$ -	\$ -	\$ -	\$ -

Borrowing Summary

	2023	2024	2025	2026	2027	2028
Borrowing Schedule						
General Fund GO Borrowing	16,880,000	7,330,000	-	-	-	-
Non-General Fund GO Borrowing	-	-	-	-	-	-
Total GO Borrowing	\$ 16,880,000	\$ 7,330,000	\$ -	\$ -	\$ -	\$ -

Annual Debt Service

General Fund GO Borrowing	2,194,400	952,900	-	-	-	-
Non-General Fund GO Borrowing	-	-	-	-	-	-



Carry Forward GO Borrowing

	Unused Appropriation Authority	Reauthorized GO Borrowing
17607 BUS RAPID TRANSIT PROGRAM	143,387,741	-
12775 INTER-CITY INTERMODAL BUS TERMINAL	196,418	-
13781 Inter-City Rail Station and Plan	120,000	-
12776 MADISON IN MOTION: COMPLETE STREETS	24,556	-
	\$ 143,728,715	\$ -

Transportation

Project Overview

Project	E-W Bus Rapid Transit	Project #	17607
Citywide Element	Land Use and Transportation	Project Type	Program

Project Description

This program funds the implementation of the East-West Bus Rapid Transit (E-W BRT) which runs from the Junction Rd/Mineral Point intersection east to East Towne and onto Sun Prairie. The goal of E-W BRT is to reduce travel times, increase ridership, and improve Metro Transit System capacity. BRT, coupled with Metro’s Network Redesign, seeks to provide better service to all of Madison’s residents. The total E-W BRT project budget is \$199.3m and includes prior budget appropriations, the value of land used as a local match for federal grants, and future debt service payments associated with planned borrowing.

Project Budget by Funding Source

	2023	2024	2025	2026	2027	2028
GF GO Borrowing	10,000,000	330,000	-	-	-	-
Federal Sources	23,000,000	-	-	-	-	-
TOTAL	\$ 33,000,000	\$ 330,000	\$ -	\$ -	\$ -	\$ -

Project	Inter-City Passenger Rail Station and Planning	Project #	13781
Citywide Element	Land Use and Transportation	Project Type	Project

Project Description

This project funds a consultant for programming and planning activities associated with bringing passenger rail to Madison, as proposed in Amtrak’s Connect US plan. Services would include developing station criteria, identifying and evaluating station locations, programming and budgeting, and interaction with state/federal agencies. Funding in 2023 augments the programming and planning activities by submitting federal funding requests, developing site concept designs, inventorying network needs, and performing NEPA and/or pre-NEPA environmental document activities. The Bi-partisan Infrastructure Law increases passenger rail funding over 500%. Madison is listed as a critical city in the expansion of passenger rail service by the Midwest Rail Plan and Amtrak’s Connect US. This project will increase project readiness and improve chances for capturing federal funding for passenger rail expansion.

Project Budget by Funding Source

	2023	2024	2025	2026	2027	2028
GF GO Borrowing	350,000	-	-	-	-	-
TOTAL	\$ 350,000	\$ -	\$ -	\$ -	\$ -	\$ -

Project	North-South Bus Rapid Transit	Project #	13665
Citywide Element	Land Use and Transportation	Project Type	Program

Project Description

This program funds the design and implementation of the North-South Bus Rapid Transit (N-S BRT) from South Park Street north to Northport Drive. The goal of the N-S BRT is to complement the E-W BRT as it provides improved transit frequency and service to the City’s north and south sides. Funding for design work is included in 2023 and construction funding is included in 2024.

Project Budget by Funding Source

	2023	2024	2025	2026	2027	2028
GF GO Borrowing	6,330,000	7,000,000	-	-	-	-
Federal Sources	670,000	56,000,000	-	-	-	-
TOTAL	\$ 7,000,000	\$ 63,000,000	\$ -	\$ -	\$ -	\$ -

Project
Citywide Element

Reconnecting Communities
Land Use and Transportation

Project # **14355**
Project Type **Project**

Project Description

This project seeks federal grant opportunities dedicated to reconnecting communities that are cut off from economic opportunities by transportation infrastructure. The funding will support a planning grant to evaluate restoring community connectivity through the removal, retrofit, mitigation, or replacement of eligible transportation infrastructure facilities.

Project Budget by Funding Source

	2023	2024	2025	2026	2027	2028
GF GO Borrowing	200,000	-	-	-	-	-
Federal Sources	800,000	-	-	-	-	-
TOTAL	\$ 1,000,000	\$ -	\$ -	\$ -	\$ -	\$ -

Transportation

2023 Appropriation Schedule

2023 Appropriation

Executive Budget

	Request	GO Borrowing	Other	Total
E-W Bus Rapid Transit	23,000,000	10,000,000	23,000,000	33,000,000
Grant Writing Consultant	100,000	-	-	-
Inter-City Passenger Rail Station and Planning	350,000	350,000	-	350,000
North-South Bus Rapid Transit	7,000,000	6,330,000	670,000	7,000,000
Reconnecting Communities	-	200,000	800,000	1,000,000
Sayle Street Remodel	1,000,000	-	-	-
	\$ 31,450,000	\$ 16,880,000	\$ 24,470,000	\$ 41,350,000

Water Utility

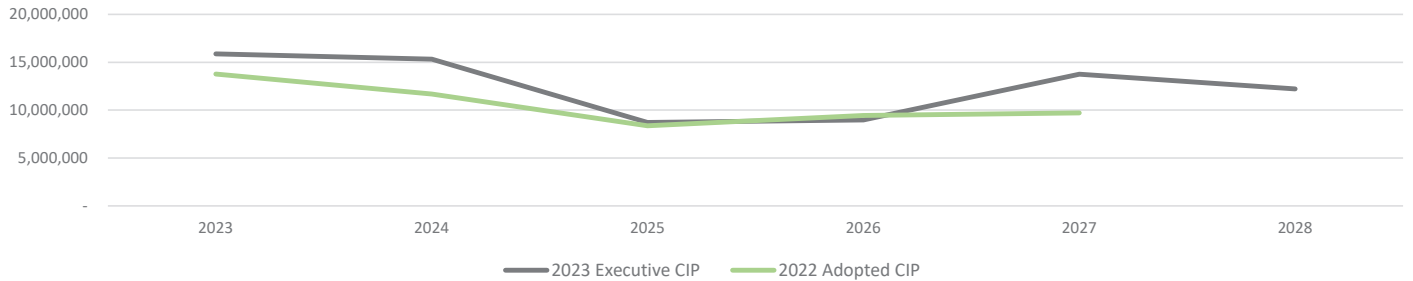
Capital Improvement Plan

Project Summary: Executive

	2023	2024	2025	2026	2027	2028
Atwood Avenue	390,000	-	-	-	-	-
Booster Pump Station #213 Lakeview Reconstruction	-	-	-	188,000	1,161,000	877,000
Booster Pump Station 128 Upgrade	-	-	-	-	-	92,500
Chlorinators & Florinators Program	95,000	95,000	95,000	95,000	35,000	35,000
High Point/Raymond/MidTown	25,000	-	-	-	-	303,000
Olin Building Improvements	500,000	-	-	-	-	-
Outer Capitol Loop Southeast	-	193,000	-	-	-	-
Park Street, South (Olin to RR)	21,000	-	437,000	-	-	-
Pleasant View Road - Phase 1	120,000	-	-	-	-	-
Unit Well 12 Conversion to a Two Zone Well	-	-	-	263,000	3,754,000	41,000
Unit Well 14 - Sodium and Chloride Mitigation	150,000	1,500,000	-	-	-	-
Unit Well 15 - PFAS Treatment Facility	433,000	5,085,000	-	-	-	-
Unit Well 8 - Reconstruction	-	-	-	-	-	88,000
Unit Well Rehab Program	360,000	371,000	382,000	393,000	405,000	417,000
Water Hydrants Program	400,000	412,000	424,000	437,000	450,000	464,000
Water Mains - New	20,000	768,000	108,000	228,000	454,000	454,000
Water Mains Replace Rehab Improve - Pavement Management	1,576,000	467,000	1,485,000	681,000	1,370,000	1,133,000
Water Mains Replace Rehab Improve - Pipe Lining	524,000	1,065,000	1,172,000	1,459,000	1,458,000	1,054,000
Water Mains Replace Rehab Improve - Reconstruct Streets	124,000	1,995,000	1,564,000	2,531,000	1,739,000	2,077,000
Water Meter and Fixed Network Program	526,000	539,000	552,000	566,000	580,000	595,000
Water Utility Facility Improvements	1,513,000	1,857,000	1,638,000	1,405,000	1,447,000	1,490,000
Water Utility Vehicles & Equipment	754,000	701,000	813,000	690,000	702,000	681,000
Water Valve Cut-In Program	40,000	42,000	44,000	46,000	47,000	48,000
Well 19 Iron and Manganese Filter	8,116,000	81,000	-	-	-	-
Well 27 Iron & Manganese Mitigation	63,000	-	-	-	-	-
Well 28 Iron & Manganese Mitigation	63,000	-	-	-	-	-
Well 30 Iron & Manganese Mitigation	63,000	-	-	-	-	-
Westside Water Supply	-	-	-	-	153,000	2,370,000
Wilson St (MLK to King)	-	157,000	-	-	-	-
	\$ 15,876,000	\$ 15,328,000	\$ 8,714,000	\$ 8,982,000	\$ 13,755,000	\$ 12,219,500

Changes from 2022 CIP

2023 Capital Improvement Plan
2023 Executive vs. 2022 Adopted



Major Changes

- Atwood Avenue
 - Project budget decreased by \$1.5m due to reduced pipe replacement scope
- Booster Pump Station #213 Lakeview Reconstruction
 - Project delayed from 2024-2025 to 2026-2027, and \$877k in construction funding added in 2028; project was delayed to allow for needed work on Unit Wells #15 and #19
- Booster Pump Station #128 Upgrade
 - \$93k revenue bond-supported project added to the CIP in 2028 to increase pump station capacity at the Blackhawk Booster Pumping station on the west side
- Chlorinators & Florinators
 - Program budget increased \$217k from 2023 through 2027 due to need for replacement of all chlorine analyzers over a four-year period
- High Point/Raymond/MidTown
 - Project added in 2023 and 2028 to align with the Engineering - Major Streets proposed road construction project
- Olin Building Improvements
 - \$500k reserves supported project added in 2023 to expand the parking lot at 110 East Olin Avenue; project will occur in conjunction with development of the Streets Olin drop-off site
- Outer Capitol Loop Southeast
 - Project delayed from 2023 to 2024 and budget increased \$166k to coordinate with the Judge Doyle Square Development
- Pleasant View Road - Phase 1
 - Project budget decreased \$685k to reflect reduced pipe work needs identified during design phase
- Unit Well 12 Conversion
 - Project delayed from 2023-2025 to 2026-2028 to accommodate work on Unit Wells 14, 15, and 19
- Unit Well 14 - Sodium and Chloride Mitigation
 - \$1.7m project funded by revenue bonds added to the CIP in 2023 and 2024
- Unit Well 15 - PFAS Treatment Facility
 - \$5.5m project anticipated to be funded by Safe Drinking Water loans added to the CIP in 2023 and 2024
- Unit Well 8 Reconstruction
 - Project delayed to 2028 to accommodate work on Unit Wells 14, 15, and 19
- Unit Well Rehab Program
 - Program budget increased \$458k from 2023 to 2027 to reflect supply issues and inflation
- Water Hydrants Program
 - Program budget increased \$364k from 2023 to 2027 to reflect to reflect supply issues and inflation
- Water Mains Replace Rehab Improvements - Pavement Management
 - Program budget increased \$1.3m in revenue bonds from 2023 to 2027 to reflect addition of a phase of the Hammersly Road pavement management project in 2023, as well as additional work required on the Wilson/Broom/Henry and Segoe/Sheboygan projects
- Water Mains Replace Rehab Improvements - Pipe Lining
 - Program budget decreased \$346k in revenue bonds from 2023 to 2027 to reflect adjustments to the anticipated scope of the Lake Mendota Drive cured-in-place pipe project
- Water Mains Replace Rehab Improvements - Reconstruct Streets
 - Program budget decreased \$655k in revenue bonds from 2023 to 2027 to reflect that no full replacements are included in the Engineering - Major Streets scope for 2023
- Water Utility Facility Improvements
 - Program budget increased \$3.3m, funded by reserves, from 2023 to 2027 to reflect supply chain issues and inflation, as well as replacement of soon-to-be outdated network switches for cybersecurity and increase of budget for unexpected well and booster station mechanical failures in accordance with recent trends
- Water Utility Vehicles and Equipment
 - Program budget increased \$1.7m from 2023 to 2027 to reflect increased vehicle cost as well as the acquisition of a dump truck, back hoe, and additional costs for electric vehicle charging stations
- Water Valve Cut-in Program
 - Program budget increased \$124k from 2023 to 2027 to reflect supply chain issues and inflation
- Well 19 Iron and Manganese Filter
 - Project budget increased \$1.4m to reflect supply issues and inflation
- Well 27 Iron and Manganese Mitigation
 - \$63k revenue bond-supported project added to the CIP in 2023 to determine contaminant levels and options for mitigation
- Well 28 Iron and Manganese Mitigation
 - \$63k revenue bond-supported project added to the CIP in 2023 to determine contaminant levels and options for mitigation
- Well 30 Iron and Manganese Mitigation
 - \$63k revenue bond-supported project added to the CIP in 2023 to determine contaminant levels and options for mitigation
- Westside Water Supply
 - \$2.5m revenue bond-supported project added to the CIP in 2027 and 2028 to identify options for addressing the anticipated water

Water Utility

Budget Overview

2023 CIP by Expenditure Type

	2023	2024	2025	2026	2027	2028
Building	9,186,000	2,958,000	1,175,000	1,190,000	4,708,000	1,110,000
Land Improvements	500,000	-	-	-	-	-
Machinery and Equipment	2,950,000	7,271,000	2,305,000	2,410,000	3,376,000	2,329,500
Water Network	3,240,000	5,099,000	5,234,000	5,382,000	5,671,000	8,780,000
Total Expenditures	\$ 15,876,000	\$ 15,328,000	\$ 8,714,000	\$ 8,982,000	\$ 13,755,000	\$ 12,219,500

2023 CIP by Funding Source

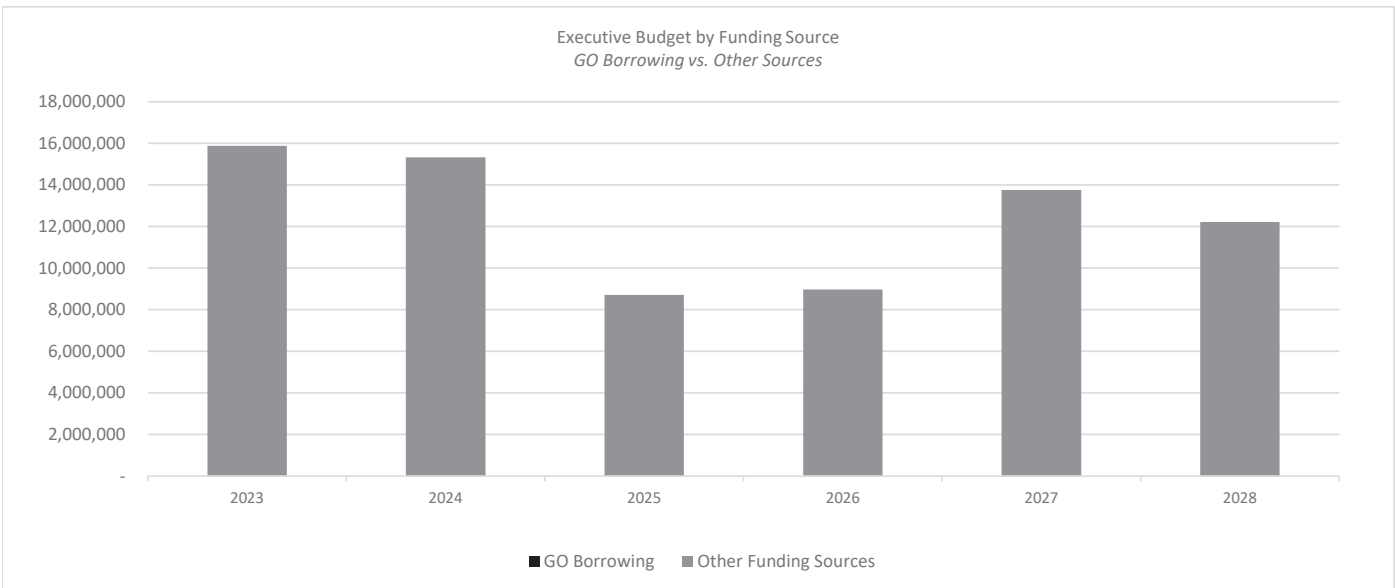
	2023	2024	2025	2026	2027	2028
Reserves Applied	4,188,000	4,017,000	3,948,000	3,632,000	3,666,000	3,730,000
Revenue Bonds	11,255,000	6,226,000	4,766,000	5,350,000	10,089,000	8,489,500
State Sources	433,000	5,085,000	-	-	-	-
Total Funding	\$ 15,876,000	\$ 15,328,000	\$ 8,714,000	\$ 8,982,000	\$ 13,755,000	\$ 12,219,500

Borrowing Summary

	2023	2024	2025	2026	2027	2028
Borrowing Schedule						
General Fund GO Borrowing	-	-	-	-	-	-
Non-General Fund GO Borrowing	-	-	-	-	-	-
Total GO Borrowing	\$ -	\$ -	\$ -	\$ -	\$ -	\$ -

Annual Debt Service

General Fund GO Borrowing	-	-	-	-	-	-
Non-General Fund GO Borrowing	-	-	-	-	-	-



Water Utility

Budget Overview

Carry Forward GO Borrowing

	Unused Appropriation Authority	Reauthorized GO Borrowing
11984 ATWOOD AVE RECONSTRUCTION	26,723	-
13838 BLAIR ST	35,918	-
12386 CHLORINATORS & FLORINATORS PROGRAM	19,365	-
11574 COTTAGE GROVE ROAD	10,783	-
13835 CTH M	192,568	-
11130 GAMMON ROAD, SOUTH	99,531	-
10245 MCKEE RD (CTH PD) IMPROVEMENTS	68,790	-
10540 PAVEMENT MANAGEMENT	1,794,936	-
10284 PLEASANT VIEW ROAD	30,675	-
14004 PRESSURE ZONE RESILIENCY	224,969	-
10226 RECONSTRUCTION STREETS	2,151,936	-
10944 UNIT WELL NO. 8 RECONSTRUCTION	215,000	-
11168 UNIVERSITY AVE (SHOREWOOD-UNIV BAY)	135,956	-
12443 UW15 PFAS MITIGATION	122,000	-
10448 UW19 IRON & MANGANESE FILTER	69,485	-
12440 UW8 SENTINEL WELL	53,897	-
11894 WATER MAIN REPLACE PAVEMENT MGMT	532,205	-
11892 WATER MAIN REPLACE PIPE LINING	377,934	-
11893 WATER MAIN REPLACE RECNRCT STREET	143,435	-
12507 WATER MAINS NEW	72,800	-
10440 WATER UTILITY FACILITY IMPROVEMENTS	949,813	-
12385 WATER UTILITY HYDRANTS PROGRAM	247,013	-
12340 WATER UTILITY METER PROGRAM	295,166	-
12341 WATER UTILITY UW REHAB PROGRAM	412,951	-
12339 WATER UTILITY VEHICLE PROGRAM	253,676	-
12387 WATER VALVE CUT-IN PROGRAM	679	-
11900 WELL 14 MITIGATION	67,000	-
11459 WILSON ST (MLK - S HAMILTON)	23,437	-
	\$ 8,628,641	\$ -

Water Utility

Project Overview

Project	Atwood Avenue	Project #	11127
Citywide Element	Green and Resilient	Project Type	Project

Project Description

This project funds the reconstruction of Atwood Avenue from Fair Oaks Avenue to Cottage Grove Road to a three-lane boulevard with multi-use paths. Median and crosswalk enhancements are proposed for safe pedestrian crossing to Olbrich Gardens and Olbrich Park. The multi-use path will be utilized for the Lake Loop route around Lake Monona. A new pedestrian and bicycle bridge over the Starkweather Creek is included in the project. The goal of the project is to improve the facilities for pedestrians, bicyclists, motor vehicles and transit. Funding shown reflects the Water Utility component of the project.

Project Budget by Funding Source

	2023	2024	2025	2026	2027	2028
Revenue Bonds	390,000	-	-	-	-	-
TOTAL	\$ 390,000	\$ -	\$ -	\$ -	\$ -	\$ -

Project	Booster Pump Station #213 Lakeview Reconstruction	Project #	12441
Citywide Element	Green and Resilient	Project Type	Project

Project Description

This project is for reconstructing the Lake View Booster Pumping Station. The goal of the project is to meet fire fighting requirements and expansion in Zone 5. A generator will also be added to ensure reliability of the pumping station in the event of a power outage. Pump capacity will be increased to 1200 gallons per minute.

Project Budget by Funding Source

	2023	2024	2025	2026	2027	2028
Revenue Bonds	-	-	-	188,000	1,161,000	877,000
TOTAL	\$ -	\$ -	\$ -	\$ 188,000	\$ 1,161,000	\$ 877,000

Project	Booster Pump Station 128 Upgrade	Project #	12442
Citywide Element	Green and Resilient	Project Type	Project

Project Description

Pressure Zone 11 on the far west side is experiencing development pressure and growing. The Blackhawk elevated tank was completed and put into service in December 2018 and will support projected growth in the area. Pump station capacity at the Blackhawk Booster Pumping Station is a limiting factor and the pumps and electrical systems require upgrade. This proposal will increase firm pumping capacity from 1,000 gpm to 1,400 to 2,100 gpm. Design development is scheduled to start in 2028.

Project Budget by Funding Source

	2023	2024	2025	2026	2027	2028
Revenue Bonds	-	-	-	-	-	92,500
TOTAL	\$ -	\$ -	\$ -	\$ -	\$ -	\$ 92,500

Project **Chlorinators & Florinators Program** Project # **12386**
 Citywide Element **Green and Resilient** Project Type **Program**

Project Description

This program rebuilds and replaces chlorinator and florinator equipment on a 10 year replacement cycle. The goal of this program is to reduce failures and service interruptions for safe and reliable water. Progress will be measured by the frequency of equipment failure.

Project Budget by Funding Source

	2023	2024	2025	2026	2027	2028
Reserves Applied	95,000	95,000	95,000	95,000	35,000	35,000
TOTAL	\$ 95,000	\$ 95,000	\$ 95,000	\$ 95,000	\$ 35,000	\$ 35,000

Project **High Point/Raymond/MidTown** Project # **12454**
 Citywide Element **Green and Resilient** Project Type **Project**

Project Description

This project funds the connection of water mains in the Marty Road area. When the project to complete the street and path network (as outlined in the High Point - Raymond Neighborhood Development Plan) goes forward, water infrastructure will be built to connect piping between Pressure Zones 8 and 9. This connection will increase operational resiliency in an area that is currently more isolated within the system than desirable.

Project Budget by Funding Source

	2023	2024	2025	2026	2027	2028
Revenue Bonds	25,000	-	-	-	-	303,000
TOTAL	\$ 25,000	\$ -	\$ -	\$ -	\$ -	\$ 303,000

Project **Olin Building Improvements** Project # **14023**
 Citywide Element **Land Use and Transportation** Project Type **Project**

Project Description

This project funds the Water Utility fleet and employee parking lot expansion along the southern end of the Water Utility property at 119 East Olin Avenue. This work will coincide with a City Engineering-led effort to create a new public access road to the drop off site adjacent to the Water Utility parcel. Both agencies will collaborate on proper grading; contaminated soil disposal; and storm water management requirements.

Project Budget by Funding Source

	2023	2024	2025	2026	2027	2028
Reserves Applied	500,000	-	-	-	-	-
TOTAL	\$ 500,000	\$ -	\$ -	\$ -	\$ -	\$ -

Project **Outer Capitol Loop Southeast** Project # **10303**
 Citywide Element **Green and Resilient** Project Type **Project**

Project Description

This project is for reconstructing the southeast section of the Outer Capitol Loop. The goal of this project is to improve the roadway's pavement quality rating and pedestrian experience. The pavement quality rating for the roadway is currently 4 of 10. The project's scope includes reconstruction of East Doty Street from Martin Luther King Jr. Boulevard to South Webster Street and South Pinckney from East Doty Street to East Wilson Street. Funding in 2023 is for construction. Funding shown reflects the Water Utility component of the project.

Project Budget by Funding Source

	2023	2024	2025	2026	2027	2028
Revenue Bonds	-	193,000	-	-	-	-
TOTAL	\$ -	\$ 193,000	\$ -	\$ -	\$ -	\$ -

Project **Park Street, South (Olin to RR)** Project # **11133**
 Citywide Element **Green and Resilient** Project Type **Project**

Project Description

This project is for reconstructing South Park Street. The goal of the project is to improve the pavement quality of the roadway. The current pavement rating is 4 of 10. The project's scope includes South Park Street from the railroad to Olin Avenue. Design is planned for 2023 and construction is planned for 2025. This timeline aligns with the Wisconsin Department of Transportation timeline.

Project Budget by Funding Source

	2023	2024	2025	2026	2027	2028
Revenue Bonds	21,000	-	437,000	-	-	-
TOTAL	\$ 21,000	\$ -	\$ 437,000	\$ -	\$ -	\$ -

Project **Pleasant View Road - Phase 1** Project # **10284**
 Citywide Element **Green and Resilient** Project Type **Project**

Project Description

This project is for reconstructing Pleasant View Road from US-14 to Old Sauk Road. The goal of this project is to expand the existing roadway and improve the pavement quality. The current pavement rating is 4 of 10. The project's scope includes construction of a four-lane roadway with multi-use path and sidewalk to replace the existing two-lane roadway. Construction is planned for 2022 and 2023. Funding shown reflects the Water Utility component of the project.

Project Budget by Funding Source

	2023	2024	2025	2026	2027	2028
Revenue Bonds	120,000	-	-	-	-	-
TOTAL	\$ 120,000	\$ -	\$ -	\$ -	\$ -	\$ -

Project **Unit Well 12 Conversion to a Two Zone Well** Project # **10452**
 Citywide Element **Green and Resilient** Project Type **Project**

Project Description

This project is for rebuilding and expanding Well #12 located on South Whitney Way. The goal of the project is to provide water supply capacity to five existing pressure zones, which represents the majority of the City’s west side. The system flexibility provided by this project will improve service reliability and maximize water supply. Funding in 2026 is for design with construction to begin in 2027.

Project Budget by Funding Source

	2023	2024	2025	2026	2027	2028
Revenue Bonds	-	-	-	263,000	3,754,000	41,000
TOTAL	\$ -	\$ -	\$ -	\$ 263,000	\$ 3,754,000	\$ 41,000

Project **Unit Well 14 - Sodium and Chloride Mitigation** Project # **11900**
 Citywide Element **Green and Resilient** Project Type **Project**

Project Description

Due to decades of road salt use on Madison city streets and in particular University avenue, Well 14 has elevated levels of sodium (Na) and Chloride (Cl). Efforts are underway to reduce the quantity of road salt used, however the levels currently in the groundwater will eventually reach the well. If the level of Na and Cl continues to rise, mitigation will be required. This project will fund a project to evaluate and develop alternatives for reducing the Na and Cl entering the drinking water system. Recommendations from this study could result in future work. The Water Utility intends to apply for State Safe Drinking Water Loans for this project.

Project Budget by Funding Source

	2023	2024	2025	2026	2027	2028
Revenue Bonds	150,000	1,500,000	-	-	-	-
TOTAL	\$ 150,000	\$ 1,500,000	\$ -	\$ -	\$ -	\$ -

Project **Unit Well 15 - PFAS Treatment Facility** Project # **14092**
 Citywide Element **Green and Resilient** Project Type **Project**

Project Description

The contaminant, PFAS, has been detected at Well 15. While PFAS is not regulated at this time, there is significant concern about potential health impacts. To prepare for a change in the PFAS regulatory requirements, this project will investigate and study potential treatment options. A study that was performed on Well 15 gave guidance on how to proceed with improving the PFAS levels at Well 15. The Water Utility intends to apply for State Safe Drinking Water Loans for this project. The Water Utility intends to apply for Bipartisan Infrastructure Loan forgiveness for this project.

Project Budget by Funding Source

	2023	2024	2025	2026	2027	2028
State Sources	433,000	5,085,000	-	-	-	-
TOTAL	\$ 433,000	\$ 5,085,000	\$ -	\$ -	\$ -	\$ -

Project **Unit Well 8 - Reconstruction** Project # **10944**
 Citywide Element **Green and Resilient** Project Type **Project**

Project Description

This project will address elevated levels of iron and manganese at Well 8 that exceed Water Utility Board standards. Geographically, the well is located in a well developed area on the near east side of the system. This location is in proximity of Zones 6e, 6w, and 4. The facility was constructed in 1945 and will be demolished and rebuilt, allowing the well to serve these three zones, transferring water from the isthmus to the south east side of the service area. Challenges and limitations exists from the Kipp Corporation site, Olbrich Park and Lake Monona. Coordination with neighborhood groups and the Parks Department will be critical to project success. Preliminary planning work will commence in 2028.

Project Budget by Funding Source

	2023	2024	2025	2026	2027	2028
Revenue Bonds	-	-	-	-	-	88,000
TOTAL	\$ -	\$ -	\$ -	\$ -	\$ -	\$ 88,000

Project **Unit Well Rehab Program** Project # **12341**
 Citywide Element **Green and Resilient** Project Type **Program**

Project Description

This program is for the 10 year unit well upgrade projects as recommended by the Wisconsin Department of Natural Resources. The goal of this program is to ensure that all unit wells are functioning at an efficient level and to reduce annual maintenance costs. Progress will be measured by reduction of maintenance costs, fewer unit well failures, and compliance with the 10 year schedule.

Project Budget by Funding Source

	2023	2024	2025	2026	2027	2028
Reserves Applied	360,000	371,000	382,000	393,000	405,000	417,000
TOTAL	\$ 360,000	\$ 371,000	\$ 382,000	\$ 393,000	\$ 405,000	\$ 417,000

Project **Water Hydrants Program** Project # **12385**
 Citywide Element **Neighborhoods and Housing** Project Type **Program**

Project Description

This program is for the annual raising, replacing and moving of water hydrants. The goal of this program is to maintain reliable service for fire suppression.

Project Budget by Funding Source

	2023	2024	2025	2026	2027	2028
Reserves Applied	400,000	412,000	424,000	437,000	450,000	464,000
TOTAL	\$ 400,000	\$ 412,000	\$ 424,000	\$ 437,000	\$ 450,000	\$ 464,000

Project **Water Mains - New** Project # **12507**
 Citywide Element **Green and Resilient** Project Type **Program**

Project Description

This program is for installing new water mains throughout the City. The goal of the program is to strengthen and expand the existing distribution system, improve water pressure, improve fire protection, allow transfer of water between pressure zones, and to serve the growing areas of the City. Newly installed mains include hydraulic improvements consistent with the Water Utility Master Plan.

Project Budget by Funding Source

	2023	2024	2025	2026	2027	2028
Revenue Bonds	20,000	768,000	108,000	228,000	454,000	454,000
TOTAL	\$ 20,000	\$ 768,000	\$ 108,000	\$ 228,000	\$ 454,000	\$ 454,000

Project **Water Mains Replace Rehab Improve - Pavement Management** Project # **11894**
 Citywide Element **Green and Resilient** Project Type **Program**

Project Description

This program is for replacing existing water mains in conjunction with the repaving of roads as part of the City’s Engineering-Major Streets Pavement Management program. The goal of the program is to update the water infrastructure, reducing the risk of pipe failure. The program aligns with the Water Utility’s goal to replace or rehabilitate over 400 miles of aging pipe within the City over a 40-year period to renew and maintain the system. Planned projects in 2023 include: Hammersley; South Broom Street/South Henry Street/ West Wilson Street; North Segoe Road/Sheboygan Avenue, 21C3B UW Madison-Engineering Drive/Randall Avenue/Dayton Street; and hydraulic improvements.

Project Budget by Funding Source

	2023	2024	2025	2026	2027	2028
Revenue Bonds	1,576,000	467,000	1,485,000	681,000	1,370,000	1,133,000
TOTAL	\$ 1,576,000	\$ 467,000	\$ 1,485,000	\$ 681,000	\$ 1,370,000	\$ 1,133,000

Project **Water Mains Replace Rehab Improve - Pipe Lining** Project # **11892**
 Citywide Element **Green and Resilient** Project Type **Program**

Project Description

This program is for cured-in-place-pipe lining (CIPP) to improve the quality of existing pipes in the water network throughout the City. The goal of the program is to lengthen the useful life of the pipes at a lower cost than replacing the pipe. The program measures the miles of pipe rehabilitated using the lining method. Locations for CIPP lining are evaluated on an annual basis.

Project Budget by Funding Source

	2023	2024	2025	2026	2027	2028
Revenue Bonds	524,000	1,065,000	1,172,000	1,459,000	1,458,000	1,054,000
TOTAL	\$ 524,000	\$ 1,065,000	\$ 1,172,000	\$ 1,459,000	\$ 1,458,000	\$ 1,054,000

Project **Water Mains Replace Rehab Improve - Reconstruct Streets** Project # **11893**
 Citywide Element **Green and Resilient** Project Type **Program**

Project Description

This program is for replacing existing water mains in conjunction with the reconstruction of roads as part of the City's Engineering-Major Streets Reconstruct Streets program. The goal of the program is to update the water infrastructure, diminishing the risk of pipe failure. The program aligns with the Water Utility's goal to replace or rehabilitate over 400 miles of aging pipe within the City over a 40-year period to renew and maintain the system. Planned projects in 2023 include: Lake Mendota Drive; Blue Harvest Lane/Treetops Drive/Feather Edge Drive; Eastwood Drive/Winnebago Street; and hydraulic improvements.

Project Budget by Funding Source

	2023	2024	2025	2026	2027	2028
Revenue Bonds	124,000	1,995,000	1,564,000	2,531,000	1,739,000	2,077,000
TOTAL	\$ 124,000	\$ 1,995,000	\$ 1,564,000	\$ 2,531,000	\$ 1,739,000	\$ 2,077,000

Project **Water Meter and Fixed Network Program** Project # **12340**
 Citywide Element **Green and Resilient** Project Type **Program**

Project Description

This program is for water meter and fixed network advanced metering infrastructure (AMI) improvements. The goal of the program is to provide accurate consumption data for billing purposes. Progress will be measured by comparing the meter accuracy testing results against the Public Service Commission of Wisconsin rules and regulations as well as monitoring the total non-revenue water volume.

Project Budget by Funding Source

	2023	2024	2025	2026	2027	2028
Reserves Applied	526,000	539,000	552,000	566,000	580,000	595,000
TOTAL	\$ 526,000	\$ 539,000	\$ 552,000	\$ 566,000	\$ 580,000	\$ 595,000

Project **Water Utility Facility Improvements** Project # **10440**
 Citywide Element **Green and Resilient** Project Type **Program**

Project Description

This program is for repairing and upgrading Water Utility facilities. The goal of the program is to maintain the facilities for reliable service and reducing emergency repairs. Progress is measured by tracking the number of emergency calls, facility outages, and accidents each year. Funding in 2023 is for fiber optic system installations and upgrades, control and instrumentation replacements and upgrades, cybersecurity upgrades, and other miscellaneous upgrades.

Project Budget by Funding Source

	2023	2024	2025	2026	2027	2028
Reserves Applied	1,513,000	1,857,000	1,638,000	1,405,000	1,447,000	1,490,000
TOTAL	\$ 1,513,000	\$ 1,857,000	\$ 1,638,000	\$ 1,405,000	\$ 1,447,000	\$ 1,490,000

Project **Water Utility Vehicles & Equipment** Project # **12339**
 Citywide Element **Green and Resilient** Project Type **Program**

Project Description

This program is for the annual vehicle and equipment replacements and additions. Replacement schedules are based on age and mileage of the vehicles and equipment. The goal of this program is to provide reliable vehicles and equipment for Water Utility's operations. Progress will be measured by the frequency of vehicle breakdowns and actual useful life obtained. In 2023, funds will be used for a maintenance utilimaster, a tri-axle dump truck, a backhoe, and other miscellaneous equipment.

Project Budget by Funding Source

	2023	2024	2025	2026	2027	2028
Reserves Applied	754,000	701,000	813,000	690,000	702,000	681,000
TOTAL	\$ 754,000	\$ 701,000	\$ 813,000	\$ 690,000	\$ 702,000	\$ 681,000

Project **Water Valve Cut-In Program** Project # **12387**
 Citywide Element **Green and Resilient** Project Type **Program**

Project Description

This program is for installing new valve cut-ins to the existing water infrastructure. The goal of this program is to eliminate areas of the city where water service is negatively impacted during water system maintenance and repair. Success is measured by a reduction in complaints from customers for impacted service.

Project Budget by Funding Source

	2023	2024	2025	2026	2027	2028
Reserves Applied	40,000	42,000	44,000	46,000	47,000	48,000
TOTAL	\$ 40,000	\$ 42,000	\$ 44,000	\$ 46,000	\$ 47,000	\$ 48,000

Project **Well 19 Iron and Manganese Filter** Project # **10448**
 Citywide Element **Green and Resilient** Project Type **Project**

Project Description

This project is for a new iron, manganese, and radium treatment system at Well 19 located on Lake Mendota Drive on the City's west side. The goal of this project is to improve water quality in the area. Progress will be measured by the change in iron, manganese, and radium concentrations, which currently do not meet Madison Water Utility standards. Funding in 2023 is for construction. The Water Utility intends to apply for State Safe Drinking Water Loans for this project.

Project Budget by Funding Source

	2023	2024	2025	2026	2027	2028
Revenue Bonds	8,116,000	81,000	-	-	-	-
TOTAL	\$ 8,116,000	\$ 81,000	\$ -	\$ -	\$ -	\$ -

Project **Well 27 Iron & Manganese Mitigation** Project # **14025**
 Citywide Element **Green and Resilient** Project Type **Project**

Project Description

This project will address elevated levels of iron and manganese at Well 27 which exceed Water Utility Board Standards. In addition, radium levels periodically exceed the EPA Safe Drinking Water limit. The goal of the project is to identify strata causing the elevated contaminant levels and determine whether well reconstruction is a viable alternative to wellhead treatment.

Project Budget by Funding Source

	2023	2024	2025	2026	2027	2028
Revenue Bonds	63,000	-	-	-	-	-
TOTAL	\$ 63,000	\$ -	\$ -	\$ -	\$ -	\$ -

Project **Well 28 Iron & Manganese Mitigation** Project # **17604**
 Citywide Element **Green and Resilient** Project Type **Project**

Project Description

This project will address elevated levels of iron and manganese at Well 28 which exceed Water Utility Board standards. The goal of the project is to identify strata causing the elevated contaminant levels and determine whether well reconstruction is a viable alternative to wellhead treatment.

Project Budget by Funding Source

	2023	2024	2025	2026	2027	2028
Revenue Bonds	63,000	-	-	-	-	-
TOTAL	\$ 63,000	\$ -	\$ -	\$ -	\$ -	\$ -

Project **Well 30 Iron & Manganese Mitigation** Project # **17603**
 Citywide Element **Green and Resilient** Project Type **Project**

Project Description

This project will address elevated levels of iron and manganese at Well 30 which exceed Water Utility board Standards. The goal of the project is to identify strata causing the elevated contaminant levels and determine whether well reconstruction is a viable alternative to wellhead treatment.

Project Budget by Funding Source

	2023	2024	2025	2026	2027	2028
Revenue Bonds	63,000	-	-	-	-	-
TOTAL	\$ 63,000	\$ -	\$ -	\$ -	\$ -	\$ -

Project	Westside Water Supply	Project #	12439
Citywide Element	Green and Resilient	Project Type	Project

Project Description

This project will investigate ways of addressing a future water supply shortage on the far west side. The City Planning Department is projecting significant development pressure on the far west side of the City over the next 20 years. Development projections indicate the west side water supply deficiency will grow to the point it becomes critical by the year 2040. Alternative solutions may include a new well, pumping water from other areas of the system, and optimization of operation. Planning and investigation will begin in 2027 with the project completion by 2032.

Project Budget by Funding Source

	2023	2024	2025	2026	2027	2028
Revenue Bonds	-	-	-	-	153,000	2,370,000
TOTAL	\$ -	\$ -	\$ -	\$ -	\$ 153,000	\$ 2,370,000

Project	Wilson St (MLK to King)	Project #	11543
Citywide Element	Green and Resilient	Project Type	Project

Project Description

This project is for replacing the pavement on Wilson Street from Martin Luther King Jr. Boulevard to King Street. The goal of this project is to improve the pavement rating, which is currently 4 of 10, and enhance the pedestrian and bicycle facilities along the corridor. The project's scope will construct a new cycle track along Wilson Street. Construction is planned for 2024. Funding shown reflects the Water Utility component of the project.

Project Budget by Funding Source

	2023	2024	2025	2026	2027	2028
Revenue Bonds	-	157,000	-	-	-	-
TOTAL	\$ -	\$ 157,000	\$ -	\$ -	\$ -	\$ -

Water Utility

2023 Appropriation Schedule

2023 Appropriation

Executive Budget

	Request	GO Borrowing	Other	Total
Atwood Avenue	390,000	-	390,000	390,000
Chlorinators & Florinators Program	95,000	-	95,000	95,000
High Point/Raymond/MidTown	25,000	-	25,000	25,000
Olin Building Improvements	500,000	-	500,000	500,000
Park Street, South (Olin to RR)	21,000	-	21,000	21,000
Pleasant View Road - Phase 1	120,000	-	120,000	120,000
Unit Well 14 - Sodium and Chloride Mitigation	150,000	-	150,000	150,000
Unit Well 15 - PFAS Treatment Facility	433,000	-	433,000	433,000
Unit Well Rehab Program	360,000	-	360,000	360,000
Water Hydrants Program	400,000	-	400,000	400,000
Water Mains - New	20,000	-	20,000	20,000
Water Mains Replace Rehab Improve - Pavement Management	1,576,000	-	1,576,000	1,576,000
Water Mains Replace Rehab Improve - Pipe Lining	524,000	-	524,000	524,000
Water Mains Replace Rehab Improve - Reconstruct Streets	124,000	-	124,000	124,000
Water Meter and Fixed Network Program	526,000	-	526,000	526,000
Water Utility Facility Improvements	1,513,000	-	1,513,000	1,513,000
Water Utility Vehicles & Equipment	754,000	-	754,000	754,000
Water Valve Cut-In Program	40,000	-	40,000	40,000
Well 19 Iron and Manganese Filter	8,116,000	-	8,116,000	8,116,000
Well 27 Iron & Manganese Mitigation	63,000	-	63,000	63,000
Well 28 Iron & Manganese Mitigation	63,000	-	63,000	63,000
Well 30 Iron & Manganese Mitigation	63,000	-	63,000	63,000
	\$ 15,876,000	\$ -	\$ 15,876,000	\$ 15,876,000

[This page intentionally left blank.]



Cash Flow Statements

2023 Capital Improvement Plan:
Executive Budget

IMPACT FEES

CASH FLOW STATEMENTS

Impact Fees
Citywide Summary - All Active Impact Fee Funds
2023 Executive Budget

	<u>2021 Actual</u>	<u>2022 Budget</u>	<u>2022 Projected</u>	<u>2023 Executive</u>	<u>2023 Budget</u>
Cash Balance (Deficit), January 1	\$ 11,035,156	\$ 14,638,122	\$ 17,769,173	\$ 17,656,741	\$ 17,656,742
Fund Inflows:					
County Grants	-	-	-	-	-
Interest on Investments	42,259	29,640	33,215	32,960	-
Revenue - Impact Fees	8,814,835	5,525,000	3,971,500	5,411,000	-
Park Dev. / Impact Fees	-	-	-	-	-
General Obligation Debt	-	-	-	-	-
Revenue Bonds	-	-	-	-	-
Other	-	-	-	-	-
Total Inflows:	<u>\$ 8,857,094</u>	<u>\$ 5,554,640</u>	<u>\$ 4,004,715</u>	<u>\$ 5,443,960</u>	<u>\$ -</u>
Fund Outflows:					
Advances - Principal	-	-	-	-	-
Advances - Interest	-	-	-	-	-
Land and Land Improvements	766,232	1,920,000	3,763,000	9,600,000	-
Major Streets	-	-	-	-	-
Storm Utility	1,108,377	-	212,700	330,000	-
Sewer Utility	10,885	-	656	-	-
Debt Service - Principal	215,243	115,251	139,705	134,573	-
Debt Service - Interest	22,340	10,678	1,085	764	-
Development and Plan	-	-	-	-	-
Equipment	-	-	-	-	-
Buildings	-	-	-	-	-
Other	-	50,000	-	-	-
Total Outflows:	<u>\$ 2,123,077</u>	<u>\$ 2,095,929</u>	<u>\$ 4,117,146</u>	<u>\$ 10,065,337</u>	<u>\$ -</u>
Annual Net Cash Flow	<u>\$ 6,734,017</u>	<u>\$ 3,458,711</u>	<u>\$ (112,431)</u>	<u>\$ (4,621,377)</u>	<u>\$ -</u>
Cash Balance (Deficit), December 31	<u>\$ 17,769,173</u>	<u>\$ 18,096,833</u>	<u>\$ 17,656,742</u>	<u>\$ 13,035,364</u>	<u>\$ 17,656,742</u>

**Impact Fees
Parks Subtotal**

	<u>2021 Actual</u>	<u>2022 Budget</u>	<u>2022 Projected</u>	<u>2023 Executive</u>	<u>2023 Budget</u>
Cash Balance (Deficit), January 1	\$ 15,165,153	\$ 19,781,400	\$ 22,359,878	\$ 22,259,004	\$ 22,259,004
Project Inflows:					
County Grants	-	-	-	-	-
Interest on Investments	42,181	29,640	33,120	32,940	-
Revenue - Impact Fees	7,941,974	5,525,000	3,650,000	5,100,000	-
Park Dev. / Impact Fees	-	-	-	-	-
General Obligation Debt	-	-	-	-	-
Revenue Bonds	-	-	-	-	-
Other	-	-	-	-	-
Total Inflows:	<u>\$ 7,984,155</u>	<u>\$ 5,554,640</u>	<u>\$ 3,683,120</u>	<u>\$ 5,132,940</u>	<u>\$ -</u>
Project Outflows:					
Advances - Principal	-	-	-	-	-
Advances - Interest	-	-	-	-	-
Land and Land Improvements	766,232	1,920,000	3,763,000	9,600,000	-
Major Streets	-	-	-	-	-
Storm Utility	-	-	-	-	-
Sewer Utility	-	-	-	-	-
Debt Service - Principal	19,998	-	20,799	20,045	-
Debt Service - Interest	3,200	-	195	147	-
Development and Plan	-	-	-	-	-
Equipment	-	-	-	-	-
Buildings	-	-	-	-	-
Other	-	50,000	-	-	-
Total Outflows:	<u>\$ 789,430</u>	<u>\$ 1,970,000</u>	<u>\$ 3,783,994</u>	<u>\$ 9,620,192</u>	<u>\$ -</u>
Annual Net Cash Flow	<u>\$ 7,194,725</u>	<u>\$ 3,584,640</u>	<u>\$ (100,874)</u>	<u>\$ (4,487,252)</u>	<u>\$ -</u>
Cash Balance (Deficit), December 31	<u>\$ 22,359,878</u>	<u>\$ 23,366,040</u>	<u>\$ 22,259,004</u>	<u>\$ 17,771,752</u>	<u>\$ 22,259,004</u>

**Impact Fees
12405101 Parks - Warner**

	<u>2021 Actual</u>	<u>2022 Budget</u>	<u>2022 Projected</u>	<u>2023 Executive</u>	<u>2023 Budget</u>
Cash Balance (Deficit), January 1	\$ (70,113)	\$ (70,113)	\$ (70,113)	\$ (70,113)	\$ (70,113)
Project Inflows:					
County Grants	-	-	-	-	-
Interest on Investments	-	-	-	-	-
Revenue - Impact Fees	-	-	-	-	-
Park Dev. / Impact Fees	-	-	-	-	-
General Obligation Debt	-	-	-	-	-
Revenue Bonds	-	-	-	-	-
Other	-	-	-	-	-
Total Inflows:	<u>\$ -</u>	<u>\$ -</u>	<u>\$ -</u>	<u>\$ -</u>	<u>\$ -</u>
Project Outflows:					
Advances - Principal	-	-	-	-	-
Advances - Interest	-	-	-	-	-
Land and Land Improvements	-	-	-	-	-
Major Streets	-	-	-	-	-
Storm Utility	-	-	-	-	-
Sewer Utility	-	-	-	-	-
Debt Service - Principal	-	-	-	-	-
Debt Service - Interest	-	-	-	-	-
Development and Plan	-	-	-	-	-
Equipment	-	-	-	-	-
Buildings	-	-	-	-	-
Other	-	-	-	-	-
Total Outflows:	<u>\$ -</u>	<u>\$ -</u>	<u>\$ -</u>	<u>\$ -</u>	<u>\$ -</u>
Annual Net Cash Flow	<u>\$ -</u>	<u>\$ -</u>	<u>\$ -</u>	<u>\$ -</u>	<u>\$ -</u>
Cash Balance (Deficit), December 31	<u>\$ (70,113)</u>	<u>\$ (70,113)</u>	<u>\$ (70,113)</u>	<u>\$ (70,113)</u>	<u>\$ (70,113)</u>

Impact Fees
12405102 Parks - Reindahl

	<u>2021 Actual</u>	<u>2022 Budget</u>	<u>2022 Projected</u>	<u>2023 Executive</u>	<u>2023 Budget</u>
Cash Balance (Deficit), January 1	\$ 92,810	\$ 22,935	\$ 93,007	\$ 91,157	\$ 91,157
Project Inflows:					
County Grants	-	-	-	-	-
Interest on Investments	202	20	150	120	-
Revenue - Impact Fees	-	-	-	-	-
Park Dev. / Impact Fees	-	-	-	-	-
General Obligation Debt	-	-	-	-	-
Revenue Bonds	-	-	-	-	-
Other	-	-	-	-	-
Total Inflows:	<u>\$ 202</u>	<u>\$ 20</u>	<u>\$ 150</u>	<u>\$ 120</u>	<u>\$ -</u>
Project Outflows:					
Advances - Principal	-	-	-	-	-
Advances - Interest	-	-	-	-	-
Land and Land Improvements	5	22,955	2,000	-	-
Major Streets	-	-	-	-	-
Storm Utility	-	-	-	-	-
Sewer Utility	-	-	-	-	-
Debt Service - Principal	-	-	-	-	-
Debt Service - Interest	-	-	-	-	-
Development and Plan	-	-	-	-	-
Equipment	-	-	-	-	-
Buildings	-	-	-	-	-
Other	-	-	-	-	-
Total Outflows:	<u>\$ 5</u>	<u>\$ 22,955</u>	<u>\$ 2,000</u>	<u>\$ -</u>	<u>\$ -</u>
Annual Net Cash Flow	<u>\$ 197</u>	<u>\$ (22,935)</u>	<u>\$ (1,850)</u>	<u>\$ 120</u>	<u>\$ -</u>
Cash Balance (Deficit), December 31	<u>\$ 93,007</u>	<u>\$ -</u>	<u>\$ 91,157</u>	<u>\$ 91,277</u>	<u>\$ 91,157</u>

Includes 2022 amounts as follows:

Parks Division:

Park Facility Improvements	cash	\$ 22,955
		<u>\$ 22,955</u>

Impact Fees
12405105 Parks - Olbrich

	<u>2021 Actual</u>	<u>2022 Budget</u>	<u>2022 Projected</u>	<u>2023 Executive</u>	<u>2023 Budget</u>
Cash Balance (Deficit), January 1	\$ (19,243)	\$ (19,243)	\$ (19,243)	\$ (19,243)	\$ (19,243)
Project Inflows:					
County Grants	-	-	-	-	-
Interest on Investments	-	-	-	-	-
Revenue - Impact Fees	-	-	-	-	-
Park Dev. / Impact Fees	-	-	-	-	-
General Obligation Debt	-	-	-	-	-
Revenue Bonds	-	-	-	-	-
Other	-	-	-	-	-
Total Inflows:	<u>\$ -</u>	<u>\$ -</u>	<u>\$ -</u>	<u>\$ -</u>	<u>\$ -</u>
Project Outflows:					
Advances - Principal	-	-	-	-	-
Advances - Interest	-	-	-	-	-
Land and Land Improvements	-	-	-	-	-
Major Streets	-	-	-	-	-
Storm Utility	-	-	-	-	-
Sewer Utility	-	-	-	-	-
Debt Service - Principal	-	-	-	-	-
Debt Service - Interest	-	-	-	-	-
Development and Plan	-	-	-	-	-
Equipment	-	-	-	-	-
Buildings	-	-	-	-	-
Other	-	-	-	-	-
Total Outflows:	<u>\$ -</u>	<u>\$ -</u>	<u>\$ -</u>	<u>\$ -</u>	<u>\$ -</u>
Annual Net Cash Flow	<u>\$ -</u>	<u>\$ -</u>	<u>\$ -</u>	<u>\$ -</u>	<u>\$ -</u>
Cash Balance (Deficit), December 31	<u>\$ (19,243)</u>	<u>\$ (19,243)</u>	<u>\$ (19,243)</u>	<u>\$ (19,243)</u>	<u>\$ (19,243)</u>

Impact Fees
12405106 Parks - Law - Tenney

	<u>2021 Actual</u>	<u>2022 Budget</u>	<u>2022 Projected</u>	<u>2023 Executive</u>	<u>2023 Budget</u>
Cash Balance (Deficit), January 1	\$ (96,342)	\$ (119,540)	\$ (119,540)	\$ (140,534)	\$ (140,534)
Project Inflows:					
County Grants	-	-	-	-	-
Interest on Investments	-	-	-	-	-
Revenue - Impact Fees	-	-	-	-	-
Park Dev. / Impact Fees	-	-	-	-	-
General Obligation Debt	-	-	-	-	-
Revenue Bonds	-	-	-	-	-
Other	-	-	-	-	-
Total Inflows:	<u>\$ -</u>	<u>\$ -</u>	<u>\$ -</u>	<u>\$ -</u>	<u>\$ -</u>
Project Outflows:					
Advances - Principal	-	-	-	-	-
Advances - Interest	-	-	-	-	-
Land and Land Improvements	-	-	-	-	-
Major Streets	-	-	-	-	-
Storm Utility	-	-	-	-	-
Sewer Utility	-	-	-	-	-
Debt Service - Principal	19,998	-	20,799	20,045	-
Debt Service - Interest	3,200	-	195	147	-
Development and Plan	-	-	-	-	-
Equipment	-	-	-	-	-
Buildings	-	-	-	-	-
Other	-	-	-	-	-
Total Outflows:	<u>\$ 23,198</u>	<u>\$ -</u>	<u>\$ 20,994</u>	<u>\$ 20,192</u>	<u>\$ -</u>
Annual Net Cash Flow	<u>\$ (23,198)</u>	<u>\$ -</u>	<u>\$ (20,994)</u>	<u>\$ (20,192)</u>	<u>\$ -</u>
Cash Balance (Deficit), December 31	<u>\$ (119,540)</u>	<u>\$ (119,540)</u>	<u>\$ (140,534)</u>	<u>\$ (160,726)</u>	<u>\$ (140,534)</u>

Impact Fees
12405107 Parks - Vilas - Brittingham

	<u>2021 Actual</u>	<u>2022 Budget</u>	<u>2022 Projected</u>	<u>2023 Executive</u>	<u>2023 Budget</u>
Cash Balance (Deficit), January 1	\$ 121,813	\$ 46,988	\$ 44,492	\$ 34,552	\$ 34,552
Project Inflows:					
County Grants	-	-	-	-	-
Interest on Investments	163	-	60	60	-
Revenue - Impact Fees	-	-	-	-	-
Park Dev. / Impact Fees	-	-	-	-	-
General Obligation Debt	-	-	-	-	-
Revenue Bonds	-	-	-	-	-
Other	-	-	-	-	-
Total Inflows:	<u>\$ 163</u>	<u>\$ -</u>	<u>\$ 60</u>	<u>\$ 60</u>	<u>\$ -</u>
Project Outflows:					
Advances - Principal	-	-	-	-	-
Advances - Interest	-	-	-	-	-
Land and Land Improvements	77,484	46,988	10,000	-	-
Major Streets	-	-	-	-	-
Storm Utility	-	-	-	-	-
Sewer Utility	-	-	-	-	-
Debt Service - Principal	-	-	-	-	-
Debt Service - Interest	-	-	-	-	-
Development and Plan	-	-	-	-	-
Equipment	-	-	-	-	-
Buildings	-	-	-	-	-
Other	-	-	-	-	-
Total Outflows:	<u>\$ 77,484</u>	<u>\$ 46,988</u>	<u>\$ 10,000</u>	<u>\$ -</u>	<u>\$ -</u>
Annual Net Cash Flow	<u>\$ (77,321)</u>	<u>\$ (46,988)</u>	<u>\$ (9,940)</u>	<u>\$ 60</u>	<u>\$ -</u>
Cash Balance (Deficit), December 31	<u>\$ 44,492</u>	<u>\$ -</u>	<u>\$ 34,552</u>	<u>\$ 34,612</u>	<u>\$ 34,552</u>

Includes 2022 amounts as follows:

Parks Division:

Park Land Improvements	cash	\$ 46,988
		<u>\$ 46,988</u>

Impact Fees
12405108 Parks Olin - Turville

	<u>2021 Actual</u>	<u>2022 Budget</u>	<u>2022 Projected</u>	<u>2023 Executive</u>	<u>2023 Budget</u>
Cash Balance (Deficit), January 1	\$ 42,180	\$ 12,250	\$ 42,272	\$ 42,332	\$ 42,332
Project Inflows:					
County Grants	-	-	-	-	-
Interest on Investments	92	10	60	60	-
Revenue - Impact Fees	-	-	-	-	-
Park Dev. / Impact Fees	-	-	-	-	-
General Obligation Debt	-	-	-	-	-
Revenue Bonds	-	-	-	-	-
Other	-	-	-	-	-
Total Inflows:	<u>\$ 92</u>	<u>\$ 10</u>	<u>\$ 60</u>	<u>\$ 60</u>	<u>\$ -</u>
Project Outflows:					
Advances - Principal	-	-	-	-	-
Advances - Interest	-	-	-	-	-
Land and Land Improvements	-	12,260	-	-	-
Major Streets	-	-	-	-	-
Storm Utility	-	-	-	-	-
Sewer Utility	-	-	-	-	-
Debt Service - Principal	-	-	-	-	-
Debt Service - Interest	-	-	-	-	-
Development and Plan	-	-	-	-	-
Equipment	-	-	-	-	-
Buildings	-	-	-	-	-
Other	-	-	-	-	-
Total Outflows:	<u>\$ -</u>	<u>\$ 12,260</u>	<u>\$ -</u>	<u>\$ -</u>	<u>\$ -</u>
Annual Net Cash Flow	<u>\$ 92</u>	<u>\$ (12,250)</u>	<u>\$ 60</u>	<u>\$ 60</u>	<u>\$ -</u>
Cash Balance (Deficit), December 31	<u>\$ 42,272</u>	<u>\$ -</u>	<u>\$ 42,332</u>	<u>\$ 42,392</u>	<u>\$ 42,332</u>

Includes 2022 amounts as follows:

Parks Division:

Park Land Improvements	cash	\$ 12,260
		<u>\$ 12,260</u>

Impact Fees
12405109 Parks - Garner

	<u>2021 Actual</u>	<u>2022 Budget</u>	<u>2022 Projected</u>	<u>2023 Executive</u>	<u>2023 Budget</u>
Cash Balance (Deficit), January 1	\$ (53,481)	\$ (53,481)	\$ (53,481)	\$ (53,481)	\$ (53,481)
Project Inflows:					
County Grants	-	-	-	-	-
Interest on Investments	-	-	-	-	-
Revenue - Impact Fees	-	-	-	-	-
Park Dev. / Impact Fees	-	-	-	-	-
General Obligation Debt	-	-	-	-	-
Revenue Bonds	-	-	-	-	-
Other	-	-	-	-	-
Total Inflows:	<u>\$ -</u>	<u>\$ -</u>	<u>\$ -</u>	<u>\$ -</u>	<u>\$ -</u>
Project Outflows:					
Advances - Principal	-	-	-	-	-
Advances - Interest	-	-	-	-	-
Land and Land Improvements	-	-	-	-	-
Major Streets	-	-	-	-	-
Storm Utility	-	-	-	-	-
Sewer Utility	-	-	-	-	-
Debt Service - Principal	-	-	-	-	-
Debt Service - Interest	-	-	-	-	-
Development and Plan	-	-	-	-	-
Equipment	-	-	-	-	-
Buildings	-	-	-	-	-
Other	-	-	-	-	-
Total Outflows:	<u>\$ -</u>	<u>\$ -</u>	<u>\$ -</u>	<u>\$ -</u>	<u>\$ -</u>
Annual Net Cash Flow	<u>\$ -</u>	<u>\$ -</u>	<u>\$ -</u>	<u>\$ -</u>	<u>\$ -</u>
Cash Balance (Deficit), December 31	<u>\$ (53,481)</u>	<u>\$ (53,481)</u>	<u>\$ (53,481)</u>	<u>\$ (53,481)</u>	<u>\$ (53,481)</u>

Impact Fees
12405110 Parks - Far West

	<u>2021 Actual</u>	<u>2022 Budget</u>	<u>2022 Projected</u>	<u>2023 Executive</u>	<u>2023 Budget</u>
Cash Balance (Deficit), January 1	\$ (76,088)	\$ (76,088)	\$ (77,856)	\$ (77,856)	\$ (77,856)
Project Inflows:					
County Grants	-	-	-	-	-
Interest on Investments	-	-	-	-	-
Revenue - Impact Fees	-	-	-	-	-
Park Dev. / Impact Fees	-	-	-	-	-
General Obligation Debt	-	-	-	-	-
Revenue Bonds	-	-	-	-	-
Other	-	-	-	-	-
Total Inflows:	<u>\$ -</u>	<u>\$ -</u>	<u>\$ -</u>	<u>\$ -</u>	<u>\$ -</u>
Project Outflows:					
Advances - Principal	-	-	-	-	-
Advances - Interest	-	-	-	-	-
Land and Land Improvements	1,768	-	-	-	-
Major Streets	-	-	-	-	-
Storm Utility	-	-	-	-	-
Sewer Utility	-	-	-	-	-
Debt Service - Principal	-	-	-	-	-
Debt Service - Interest	-	-	-	-	-
Development and Plan	-	-	-	-	-
Equipment	-	-	-	-	-
Buildings	-	-	-	-	-
Other	-	-	-	-	-
Total Outflows:	<u>\$ 1,768</u>	<u>\$ -</u>	<u>\$ -</u>	<u>\$ -</u>	<u>\$ -</u>
Annual Net Cash Flow	<u>\$ (1,768)</u>	<u>\$ -</u>	<u>\$ -</u>	<u>\$ -</u>	<u>\$ -</u>
Cash Balance (Deficit), December 31	<u>\$ (77,856)</u>	<u>\$ (76,088)</u>	<u>\$ (77,856)</u>	<u>\$ (77,856)</u>	<u>\$ (77,856)</u>

Impact Fees
12405111 Parks - Elver

	2021 Actual	2022 Budget	2022 Projected	2023 Executive	2023 Budget
Cash Balance (Deficit), January 1	\$ 200,671	\$ 188,995	\$ 180,826	\$ 175,076	\$ 175,076
Project Inflows:					
County Grants	-	-	-	-	-
Interest on Investments	364	150	250	200	-
Revenue - Impact Fees	-	-	-	-	-
Park Dev. / Impact Fees	-	-	-	-	-
General Obligation Debt	-	-	-	-	-
Revenue Bonds	-	-	-	-	-
Other	-	-	-	-	-
Total Inflows:	\$ 364	\$ 150	\$ 250	\$ 200	\$ -
Project Outflows:					
Advances - Principal	-	-	-	-	-
Advances - Interest	-	-	-	-	-
Land and Land Improvements	20,209	150,000	6,000	-	-
Major Streets	-	-	-	-	-
Storm Utility	-	-	-	-	-
Sewer Utility	-	-	-	-	-
Debt Service - Principal	-	-	-	-	-
Debt Service - Interest	-	-	-	-	-
Development and Plan	-	-	-	-	-
Equipment	-	-	-	-	-
Buildings	-	-	-	-	-
Other	-	-	-	-	-
Total Outflows:	\$ 20,209	\$ 150,000	\$ 6,000	\$ -	\$ -
Annual Net Cash Flow	\$ (19,845)	\$ (149,850)	\$ (5,750)	\$ 200	\$ -
Cash Balance (Deficit), December 31	\$ 180,826	\$ 39,145	\$ 175,076	\$ 175,276	\$ 175,076

Includes 2022 amounts as follows:

Parks Division:

Elver Park Improvements	cash	\$ 150,000
		<u>\$ 150,000</u>

Impact Fees
12405112 Parks - Citywide Parkland Fee

	<u>2021 Actual</u>	<u>2022 Budget</u>	<u>2022 Projected</u>	<u>2023 Executive</u>	<u>2023 Budget</u>
Cash Balance (Deficit), January 1	\$ 587,995	\$ 548,955	\$ 487,888	\$ (885,712)	\$ (885,712)
Project Inflows:					
County Grants	-	-	-	-	-
Interest on Investments	1,226	960	1,400	1,300	-
Revenue - Impact Fees	-	-	-	-	-
Park Dev. / Impact Fees	-	-	-	-	-
General Obligation Debt	-	-	-	-	-
Revenue Bonds	-	-	-	-	-
Other	-	-	-	-	-
Total Inflows:	<u>\$ 1,226</u>	<u>\$ 960</u>	<u>\$ 1,400</u>	<u>\$ 1,300</u>	<u>\$ -</u>
Project Outflows:					
Advances - Principal	-	-	-	-	-
Advances - Interest	-	-	-	-	-
Land and Land Improvements	101,333	467,797	1,375,000	-	-
Major Streets	-	-	-	-	-
Storm Utility	-	-	-	-	-
Sewer Utility	-	-	-	-	-
Debt Service - Principal	-	-	-	-	-
Debt Service - Interest	-	-	-	-	-
Development and Plan	-	-	-	-	-
Equipment	-	-	-	-	-
Buildings	-	-	-	-	-
Other	-	-	-	-	-
Total Outflows:	<u>\$ 101,333</u>	<u>\$ 467,797</u>	<u>\$ 1,375,000</u>	<u>\$ -</u>	<u>\$ -</u>
Annual Net Cash Flow	<u>\$ (100,107)</u>	<u>\$ (466,837)</u>	<u>\$ (1,373,600)</u>	<u>\$ 1,300</u>	<u>\$ -</u>
Cash Balance (Deficit), December 31	<u>\$ 487,888</u>	<u>\$ 82,118</u>	<u>\$ (885,712)</u>	<u>\$ (884,412)</u>	<u>\$ (885,712)</u>

Includes 2022 amounts as follows:

Parks Division:

Land Acquisition	cash	300,000
Park Land Improvements	cash	167,797
	<u>\$</u>	<u>467,797</u>

Impact Fees
12405113 Parks - Citywide Infrastructure Fee

	<u>2021 Actual</u>	<u>2022 Budget</u>	<u>2022 Projected</u>	<u>2023 Executive</u>	<u>2023 Budget</u>
Cash Balance (Deficit), January 1	\$ 45,181	\$ 395,467	\$ 987,262	\$ 1,084,762	\$ 1,084,762
Project Inflows:					
County Grants	-	-	-	-	-
Interest on Investments	806	300	1,500	1,500	-
Revenue - Impact Fees	901,505	400,000	100,000	500,000	-
Park Dev. / Impact Fees	-	-	-	-	-
General Obligation Debt	-	-	-	-	-
Revenue Bonds	-	-	-	-	-
State Grant	-	-	-	-	-
Total Inflows:	<u>\$ 902,311</u>	<u>\$ 400,300</u>	<u>\$ 101,500</u>	<u>\$ 501,500</u>	<u>\$ -</u>
Project Outflows:					
Advances - Principal	-	-	-	-	-
Advances - Interest	-	-	-	-	-
Land and Land Improvements	(39,770)	420,000	4,000	900,000	-
Major Streets	-	-	-	-	-
Storm Utility	-	-	-	-	-
Sewer Utility	-	-	-	-	-
Debt Service - Principal	-	-	-	-	-
Debt Service - Interest	-	-	-	-	-
Development and Plan	-	-	-	-	-
Equipment	-	-	-	-	-
Buildings	-	-	-	-	-
Other	-	-	-	-	-
Total Outflows:	<u>\$ (39,770)</u>	<u>\$ 420,000</u>	<u>\$ 4,000</u>	<u>\$ 900,000</u>	<u>\$ -</u>
Annual Net Cash Flow	<u>\$ 942,081</u>	<u>\$ (19,700)</u>	<u>\$ 97,500</u>	<u>\$ (398,500)</u>	<u>\$ -</u>
Cash Balance (Deficit), December 31	<u>\$ 987,262</u>	<u>\$ 375,767</u>	<u>\$ 1,084,762</u>	<u>\$ 686,262</u>	<u>\$ 1,084,762</u>

Includes 2022 amounts as follows:

Parks Division:

Vilas Park Improvements	cash	\$ 20,000
Warner Park Community Center	cash	\$ 400,000
		<u>\$ 420,000</u>

Includes 2023 amounts as follows:

Parks Division:

Warner Park Community Center	cash	\$ 900,000
		<u>\$ 900,000</u>

**Impact Fees
12405114 - North**

	<u>2021 Actual</u>	<u>2022 Budget</u>	<u>2022 Projected</u>	<u>2023 Executive</u>	<u>2023 Budget</u>
Cash Balance (Deficit), January 1	\$ 352,170	\$ 452,875	\$ 757,812	\$ 709,312	\$ 709,312
Project Inflows:					
County Grants	-	-	-	-	-
Interest on Investments	1,244	700	1,500	1,500	-
Revenue - Impact Fees	472,950	200,000	-	-	-
Park Dev. / Impact Fees	-	-	-	-	-
General Obligation Debt	-	-	-	-	-
Revenue Bonds	-	-	-	-	-
State Grant	-	-	-	-	-
Total Inflows:	<u>\$ 474,194</u>	<u>\$ 200,700</u>	<u>\$ 1,500</u>	<u>\$ 1,500</u>	<u>\$ -</u>
Project Outflows:					
Advances - Principal	-	-	-	-	-
Advances - Interest	-	-	-	-	-
Land and Land Improvements	68,552	200,000	50,000	75,000	-
Major Streets	-	-	-	-	-
Storm Utility	-	-	-	-	-
Sewer Utility	-	-	-	-	-
Debt Service - Principal	-	-	-	-	-
Debt Service - Interest	-	-	-	-	-
Development and Plan	-	-	-	-	-
Equipment	-	-	-	-	-
Buildings	-	-	-	-	-
Other	-	-	-	-	-
Total Outflows:	<u>\$ 68,552</u>	<u>\$ 200,000</u>	<u>\$ 50,000</u>	<u>\$ 75,000</u>	<u>\$ -</u>
Annual Net Cash Flow	<u>\$ 405,642</u>	<u>\$ 700</u>	<u>\$ (48,500)</u>	<u>\$ (73,500)</u>	<u>\$ -</u>
Cash Balance (Deficit), December 31	<u>\$ 757,812</u>	<u>\$ 453,575</u>	<u>\$ 709,312</u>	<u>\$ 635,812</u>	<u>\$ 709,312</u>

Includes 2022 amounts as follows:

Parks Division:

Beach and Shoreline Improvements	cash	\$ 150,000
Park Land Improvements		<u>\$ 50,000</u>
		<u>\$ 200,000</u>

Includes 2023 amounts as follows:

Parks Division:

Beach and Shoreline Improvements	<u>\$ 75,000</u>
	<u>\$ 75,000</u>

**Impact Fees
12405115 - East**

	<u>2021 Actual</u>	<u>2022 Budget</u>	<u>2022 Projected</u>	<u>2023 Executive</u>	<u>2023 Budget</u>
Cash Balance (Deficit), January 1	\$ 1,494,087	\$ 1,786,587	\$ 1,731,306	\$ 1,913,806	\$ 1,913,806
Project Inflows:					
County Grants	-	-	-	-	-
Interest on Investments	3,723	2,500	2,500	2,500	-
Revenue - Impact Fees	376,730	400,000	200,000	200,000	-
Park Dev. / Impact Fees	-	-	-	-	-
General Obligation Debt	-	-	-	-	-
Revenue Bonds	-	-	-	-	-
State Grant	-	-	-	-	-
Total Inflows:	<u>\$ 380,453</u>	<u>\$ 402,500</u>	<u>\$ 202,500</u>	<u>\$ 202,500</u>	<u>\$ -</u>
Project Outflows:					
Advances - Principal	-	-	-	-	-
Advances - Interest	-	-	-	-	-
Land and Land Improvements	143,234	200,000	20,000	680,000	-
Major Streets	-	-	-	-	-
Storm Utility	-	-	-	-	-
Sewer Utility	-	-	-	-	-
Debt Service - Principal	-	-	-	-	-
Debt Service - Interest	-	-	-	-	-
Development and Plan	-	-	-	-	-
Equipment	-	-	-	-	-
Buildings	-	-	-	-	-
Other	-	-	-	-	-
Total Outflows:	<u>\$ 143,234</u>	<u>\$ 200,000</u>	<u>\$ 20,000</u>	<u>\$ 680,000</u>	<u>\$ -</u>
Annual Net Cash Flow	<u>\$ 237,219</u>	<u>\$ 202,500</u>	<u>\$ 182,500</u>	<u>\$ (477,500)</u>	<u>\$ -</u>
Cash Balance (Deficit), December 31	<u>\$ 1,731,306</u>	<u>\$ 1,989,087</u>	<u>\$ 1,913,806</u>	<u>\$ 1,436,306</u>	<u>\$ 1,913,806</u>

Includes 2022 amounts as follows:

Parks Division:

Park Facility Improvements	cash	100,000
Playground/Accessibility Improvements	cash	<u>\$ 100,000</u>
		<u>\$ 200,000</u>

Includes 2023 amounts as follows:

Parks Division:

Door Creek Park Shelter	cash	\$ 600,000
Park Land Improvements	cash	\$ 25,000
Playground/Accessibility Improvements	cash	<u>\$ 55,000</u>
		<u>\$ 680,000</u>

Impact Fees
12405116 - Central

	<u>2021 Actual</u>	<u>2022 Budget</u>	<u>2022 Projected</u>	<u>2023 Executive</u>	<u>2023 Budget</u>
Cash Balance (Deficit), January 1	\$ (178,605)	\$ (213,605)	\$ (207,197)	\$ 623,303	\$ 623,303
Project Inflows:					
County Grants	-	-	-	-	-
Interest on Investments	-	-	500	500	-
Revenue - Impact Fees	17,047	25,000	850,000	100,000	-
Park Dev. / Impact Fees	-	-	-	-	-
General Obligation Debt	-	-	-	-	-
Revenue Bonds	-	-	-	-	-
State Grant	-	-	-	-	-
Total Inflows:	<u>\$ 17,047</u>	<u>\$ 25,000</u>	<u>\$ 850,500</u>	<u>\$ 100,500</u>	<u>\$ -</u>
Project Outflows:					
Advances - Principal	-	-	-	-	-
Advances - Interest	-	-	-	-	-
Land and Land Improvements	45,639	-	20,000	225,000	-
Major Streets	-	-	-	-	-
Storm Utility	-	-	-	-	-
Sewer Utility	-	-	-	-	-
Debt Service - Principal	-	-	-	-	-
Debt Service - Interest	-	-	-	-	-
Development and Plan	-	-	-	-	-
Equipment	-	-	-	-	-
Buildings	-	-	-	-	-
Other	-	-	-	-	-
Total Outflows:	<u>\$ 45,639</u>	<u>\$ -</u>	<u>\$ 20,000</u>	<u>\$ 225,000</u>	<u>\$ -</u>
Annual Net Cash Flow	<u>\$ (28,592)</u>	<u>\$ 25,000</u>	<u>\$ 830,500</u>	<u>\$ (124,500)</u>	<u>\$ -</u>
Cash Balance (Deficit), December 31	<u>\$ (207,197)</u>	<u>\$ (188,605)</u>	<u>\$ 623,303</u>	<u>\$ 498,803</u>	<u>\$ 623,303</u>

Includes 2023 amounts as follows:

Parks Division:

Downtown Area Park (senior Center Park)	\$ 225,000
	<u>\$ 225,000</u>

**Impact Fees
12405117 - West**

	<u>2021 Actual</u>	<u>2022 Budget</u>	<u>2022 Projected</u>	<u>2023 Executive</u>	<u>2023 Budget</u>
Cash Balance (Deficit), January 1	\$ 1,892,093	\$ 2,528,393	\$ 2,515,690	\$ 3,079,890	\$ 3,079,890
Project Inflows:					
County Grants	-	-	-	-	-
Interest on Investments	5,452	4,000	4,200	4,200	-
Revenue - Impact Fees	954,353	1,000,000	700,000	800,000	-
Park Dev. / Impact Fees	-	-	-	-	-
General Obligation Debt	-	-	-	-	-
Revenue Bonds	-	-	-	-	-
State Grant	-	-	-	-	-
Total Inflows:	<u>\$ 959,805</u>	<u>\$ 1,004,000</u>	<u>\$ 704,200</u>	<u>\$ 804,200</u>	<u>\$ -</u>
Project Outflows:					
Advances - Principal	-	-	-	-	-
Advances - Interest	-	-	-	-	-
Land and Land Improvements	336,208	400,000	140,000	1,420,000	-
Major Streets	-	-	-	-	-
Storm Utility	-	-	-	-	-
Sewer Utility	-	-	-	-	-
Debt Service - Principal	-	-	-	-	-
Debt Service - Interest	-	-	-	-	-
Development and Plan	-	-	-	-	-
Equipment	-	-	-	-	-
Buildings	-	-	-	-	-
Other	-	50,000	-	-	-
Total Outflows:	<u>\$ 336,208</u>	<u>\$ 450,000</u>	<u>\$ 140,000</u>	<u>\$ 1,420,000</u>	<u>\$ -</u>
Annual Net Cash Flow	<u>\$ 623,597</u>	<u>\$ 554,000</u>	<u>\$ 564,200</u>	<u>\$ (615,800)</u>	<u>\$ -</u>
Cash Balance (Deficit), December 31	<u>\$ 2,515,690</u>	<u>\$ 3,082,393</u>	<u>\$ 3,079,890</u>	<u>\$ 2,464,090</u>	<u>\$ 3,079,890</u>

Includes 2022 amounts as follows:

Parks Division:

Elver Park	cash	\$ 300,000
Playground and Accessibility	cash	\$ 100,000
Country Grove Restroom Facility	cash	\$ 50,000
		<u>\$ 450,000</u>

Includes 2023 amounts as follows:

Parks Division:

Country Grove Restroom Facility	cash	\$ 775,000
Elver Park	cash	\$ 40,000
Park Land Improvements	cash	\$ 390,000
Playground and Accessibility	cash	\$ 215,000
		<u>\$ 1,420,000</u>

**Impact Fees
12405118 - Park Land**

	<u>2021 Actual</u>	<u>2022 Budget</u>	<u>2022 Projected</u>	<u>2023 Executive</u>	<u>2023 Budget</u>
Cash Balance (Deficit), January 1	\$ 10,830,025	\$ 14,350,025	\$ 16,066,753	\$ 15,751,753	\$ 15,751,753
Project Inflows:					
County Grants	-	-	-	-	-
Interest on Investments	28,909	21,000	21,000	21,000	-
Revenue - Impact Fees	5,219,389	3,500,000	1,800,000	3,500,000	-
Park Dev. / Impact Fees	-	-	-	-	-
General Obligation Debt	-	-	-	-	-
Revenue Bonds	-	-	-	-	-
Other	-	-	-	-	-
Total Inflows:	<u>\$ 5,248,298</u>	<u>\$ 3,521,000</u>	<u>\$ 1,821,000</u>	<u>\$ 3,521,000</u>	<u>\$ -</u>
Project Outflows:					
Advances - Principal	-	-	-	-	-
Advances - Interest	-	-	-	-	-
Land and Land Improvements	11,570	-	2,136,000	6,300,000	-
Major Streets	-	-	-	-	-
Storm Utility	-	-	-	-	-
Sewer Utility	-	-	-	-	-
Debt Service - Principal	-	-	-	-	-
Debt Service - Interest	-	-	-	-	-
Development and Plan	-	-	-	-	-
Equipment	-	-	-	-	-
Buildings	-	-	-	-	-
Other	-	-	-	-	-
Total Outflows:	<u>\$ 11,570</u>	<u>\$ -</u>	<u>\$ 2,136,000</u>	<u>\$ 6,300,000</u>	<u>\$ -</u>
Annual Net Cash Flow	<u>\$ 5,236,728</u>	<u>\$ 3,521,000</u>	<u>\$ (315,000)</u>	<u>\$ (2,779,000)</u>	<u>\$ -</u>
Cash Balance (Deficit), December 31	<u>\$ 16,066,753</u>	<u>\$ 17,871,025</u>	<u>\$ 15,751,753</u>	<u>\$ 12,972,753</u>	<u>\$ 15,751,753</u>

Includes 2023 amounts as follows:

Parks Division:

Land Acquisition	<u>\$ 6,300,000</u>
	<u>\$ 6,300,000</u>

**Impact Fees
Engineering Subtotal**

	<u>2021 Actual</u>	<u>2022 Budget</u>	<u>2022 Projected</u>	<u>2023 Executive</u>	<u>2023 Budget</u>
Cash Balance (Deficit), January 1	\$ (4,129,997)	\$ (5,143,278)	\$ (4,590,705)	\$ (4,602,262)	\$ (4,602,262)
Project Inflows:					
County Grants	-	-	-	-	-
Interest on Investments	78	-	95	20	-
Revenue - Impact Fees	872,861	-	321,500	311,000	-
Park Dev. / Impact Fees	-	-	-	-	-
General Obligation Debt	-	-	-	-	-
Revenue Bonds	-	-	-	-	-
Other	-	-	-	-	-
	-	-	-	-	-
Total Inflows:	<u>\$ 872,939</u>	<u>\$ -</u>	<u>\$ 321,595</u>	<u>\$ 311,020</u>	<u>\$ -</u>
Project Outflows:					
Advances - Principal	-	-	-	-	-
Advances - Interest	-	-	-	-	-
Land and Land Improvements	-	-	-	-	-
Major Streets	-	-	-	-	-
Storm Utility	1,108,377	-	212,700	330,000	-
Sewer Utility	10,885	-	656	-	-
Debt Service - Principal	195,245	115,251	118,906	114,528	-
Debt Service - Interest	19,140	10,678	890	617	-
Development and Plan	-	-	-	-	-
Equipment	-	-	-	-	-
Buildings	-	-	-	-	-
Other	-	-	-	-	-
	-	-	-	-	-
Total Outflows:	<u>\$ 1,333,647</u>	<u>\$ 125,929</u>	<u>\$ 333,152</u>	<u>\$ 445,145</u>	<u>\$ -</u>
Annual Net Cash Flow	<u>\$ (460,708)</u>	<u>\$ (125,929)</u>	<u>\$ (11,557)</u>	<u>\$ (134,125)</u>	<u>\$ -</u>
Cash Balance (Deficit), December 31	<u>\$ (4,590,705)</u>	<u>\$ (5,269,207)</u>	<u>\$ (4,602,262)</u>	<u>\$ (4,736,387)</u>	<u>\$ (4,602,262)</u>

Impact Fees
12404020 Engr. - Door Creek North Phase 2

	<u>2021 Actual</u>	<u>2022 Budget</u>	<u>2022 Projected</u>	<u>2023 Executive</u>	<u>2023 Budget</u>
Cash Balance (Deficit), January 1	\$ (155,292)	\$ (105,292)	\$ (100,490)	\$ (60,490)	\$ (35,490)
Project Inflows:					
County Grants	-	-	-	-	-
Interest on Investments	-	-	-	-	-
Revenue - Impact Fees	54,802	-	40,000	25,000	-
Park Dev. / Impact Fees	-	-	-	-	-
General Obligation Debt	-	-	-	-	-
Revenue Bonds	-	-	-	-	-
Other	-	-	-	-	-
Total Inflows:	<u>\$ 54,802</u>	<u>\$ -</u>	<u>\$ 40,000</u>	<u>\$ 25,000</u>	<u>\$ -</u>
Project Outflows:					
Advances - Principal	-	-	-	-	-
Advances - Interest	-	-	-	-	-
Land and Land Improvements	-	-	-	-	-
Major Streets	-	-	-	-	-
Storm Utility	-	-	-	-	-
Sewer Utility	-	-	-	-	-
Debt Service - Principal	-	-	-	-	-
Debt Service - Interest	-	-	-	-	-
Development and Plan	-	-	-	-	-
Equipment	-	-	-	-	-
Buildings	-	-	-	-	-
Other	-	-	-	-	-
Total Outflows:	<u>\$ -</u>	<u>\$ -</u>	<u>\$ -</u>	<u>\$ -</u>	<u>\$ -</u>
Annual Net Cash Flow	<u>\$ 54,802</u>	<u>\$ -</u>	<u>\$ 40,000</u>	<u>\$ 25,000</u>	<u>\$ -</u>
Cash Balance (Deficit), December 31	<u>\$ (100,490)</u>	<u>\$ (105,292)</u>	<u>\$ (60,490)</u>	<u>\$ (35,490)</u>	<u>\$ (35,490)</u>

Impact Fees
12404021 Engr. - Valley View Road

	<u>2021 Actual</u>	<u>2022 Budget</u>	<u>2022 Projected</u>	<u>2023 Executive</u>	<u>2023 Budget</u>
Cash Balance (Deficit), January 1	\$ (685,106)	\$ (675,106)	\$ (678,663)	\$ (675,663)	\$ (665,663)
Project Inflows:					
County Grants	-	-	-	-	-
Interest on Investments	-	-	-	-	-
Revenue - Impact Fees	6,443	-	3,000	10,000	-
Park Dev. / Impact Fees	-	-	-	-	-
General Obligation Debt	-	-	-	-	-
Revenue Bonds	-	-	-	-	-
Federal Grants	-	-	-	-	-
Total Inflows:	<u>\$ 6,443</u>	<u>\$ -</u>	<u>\$ 3,000</u>	<u>\$ 10,000</u>	<u>\$ -</u>
Project Outflows:					
Advances - Principal	-	-	-	-	-
Advances - Interest	-	-	-	-	-
Land and Land Improvements	-	-	-	-	-
Major Streets	-	-	-	-	-
Storm Utility	-	-	-	-	-
Sewer Utility	-	-	-	-	-
Debt Service - Principal	-	-	-	-	-
Debt Service - Interest	-	-	-	-	-
Development and Plan	-	-	-	-	-
Equipment	-	-	-	-	-
Buildings	-	-	-	-	-
Other	-	-	-	-	-
Total Outflows:	<u>\$ -</u>	<u>\$ -</u>	<u>\$ -</u>	<u>\$ -</u>	<u>\$ -</u>
Annual Net Cash Flow	<u>\$ 6,443</u>	<u>\$ -</u>	<u>\$ 3,000</u>	<u>\$ 10,000</u>	<u>\$ -</u>
Cash Balance (Deficit), December 31	<u>\$ (678,663)</u>	<u>\$ (675,106)</u>	<u>\$ (675,663)</u>	<u>\$ (665,663)</u>	<u>\$ (665,663)</u>

Impact Fees
12404022 Engr. - Upper Badger Mill Creek

	<u>2021 Actual</u>	<u>2022 Budget</u>	<u>2022 Projected</u>	<u>2023 Executive</u>	<u>2023 Budget</u>
Cash Balance (Deficit), January 1	\$ 20,165	\$ 25,195	\$ 30,901	\$ 51,976	\$ 56,976
Project Inflows:					
County Grants	-	-	-	-	-
Interest on Investments	55	-	75	-	-
Revenue - Impact Fees	10,681	-	21,000	5,000	-
Park Dev. / Impact Fees	-	-	-	-	-
General Obligation Debt	-	-	-	-	-
Revenue Bonds	-	-	-	-	-
Other	-	-	-	-	-
Total Inflows:	<u>\$ 10,736</u>	<u>\$ -</u>	<u>\$ 21,075</u>	<u>\$ 5,000</u>	<u>\$ -</u>
Project Outflows:					
Advances - Principal	-	-	-	-	-
Advances - Interest	-	-	-	-	-
Land and Land Improvements	-	-	-	-	-
Major Streets	-	-	-	-	-
Storm Utility	-	-	-	-	-
Sewer Utility	-	-	-	-	-
Debt Service - Principal	-	-	-	-	-
Debt Service - Interest	-	-	-	-	-
Development and Plan	-	-	-	-	-
Equipment	-	-	-	-	-
Buildings	-	-	-	-	-
Other	-	-	-	-	-
Total Outflows:	<u>\$ -</u>	<u>\$ -</u>	<u>\$ -</u>	<u>\$ -</u>	<u>\$ -</u>
Annual Net Cash Flow	<u>\$ 10,736</u>	<u>\$ -</u>	<u>\$ 21,075</u>	<u>\$ 5,000</u>	<u>\$ -</u>
Cash Balance (Deficit), December 31	<u>\$ 30,901</u>	<u>\$ 25,195</u>	<u>\$ 51,976</u>	<u>\$ 56,976</u>	<u>\$ 56,976</u>

Impact Fees
12404023 Engr. - Felland Road Impact Fee

	<u>2021 Actual</u>	<u>2022 Budget</u>	<u>2022 Projected</u>	<u>2023 Executive</u>	<u>2023 Budget</u>
Cash Balance (Deficit), January 1	\$ (1,589,791)	\$ (1,574,791)	\$ (1,577,443)	\$ (1,552,443)	\$ (1,527,443)
Project Inflows:					
County Grants	-	-	-	-	-
Interest on Investments	-	-	-	-	-
Revenue - Impact Fees	12,348	-	25,000	25,000	-
Park Dev. / Impact Fees	-	-	-	-	-
General Obligation Debt	-	-	-	-	-
Revenue Bonds	-	-	-	-	-
Other	-	-	-	-	-
Total Inflows:	<u>\$ 12,348</u>	<u>\$ -</u>	<u>\$ 25,000</u>	<u>\$ 25,000</u>	<u>\$ -</u>
Project Outflows:					
Advances - Principal	-	-	-	-	-
Advances - Interest	-	-	-	-	-
Land and Land Improvements	-	-	-	-	-
Major Streets	-	-	-	-	-
Storm Utility	-	-	-	-	-
Sewer Utility	-	-	-	-	-
Debt Service - Principal	-	-	-	-	-
Debt Service - Interest	-	-	-	-	-
Development and Plan	-	-	-	-	-
Equipment	-	-	-	-	-
Buildings	-	-	-	-	-
Other	-	-	-	-	-
Total Outflows:	<u>\$ -</u>	<u>\$ -</u>	<u>\$ -</u>	<u>\$ -</u>	<u>\$ -</u>
Annual Net Cash Flow	<u>\$ 12,348</u>	<u>\$ -</u>	<u>\$ 25,000</u>	<u>\$ 25,000</u>	<u>\$ -</u>
Cash Balance (Deficit), December 31	<u>\$ (1,577,443)</u>	<u>\$ (1,574,791)</u>	<u>\$ (1,552,443)</u>	<u>\$ (1,527,443)</u>	<u>\$ (1,527,443)</u>

Impact Fees
12404024 Engr. - Elderberry Neighborhood

	<u>2021 Actual</u>	<u>2022 Budget</u>	<u>2022 Projected</u>	<u>2023 Executive</u>	<u>2023 Budget</u>
Cash Balance (Deficit), January 1	\$ (77,651)	\$ (32,651)	\$ (36,791)	\$ (34,291)	\$ (33,291)
Project Inflows:					
County Grants	-	-	-	-	-
Interest on Investments	-	-	-	-	-
Revenue - Impact Fees	40,860	-	2,500	1,000	-
Park Dev. / Impact Fees	-	-	-	-	-
General Obligation Debt	-	-	-	-	-
Revenue Bonds	-	-	-	-	-
Other	-	-	-	-	-
Total Inflows:	<u>\$ 40,860</u>	<u>\$ -</u>	<u>\$ 2,500</u>	<u>\$ 1,000</u>	<u>\$ -</u>
Project Outflows:					
Advances - Principal	-	-	-	-	-
Advances - Interest	-	-	-	-	-
Land and Land Improvements	-	-	-	-	-
Major Streets	-	-	-	-	-
Storm Utility	-	-	-	-	-
Sewer Utility	-	-	-	-	-
Debt Service - Principal	-	-	-	-	-
Debt Service - Interest	-	-	-	-	-
Development and Plan	-	-	-	-	-
Equipment	-	-	-	-	-
Buildings	-	-	-	-	-
Other	-	-	-	-	-
Total Outflows:	<u>\$ -</u>	<u>\$ -</u>	<u>\$ -</u>	<u>\$ -</u>	<u>\$ -</u>
Annual Net Cash Flow	<u>\$ 40,860</u>	<u>\$ -</u>	<u>\$ 2,500</u>	<u>\$ 1,000</u>	<u>\$ -</u>
Cash Balance (Deficit), December 31	<u>\$ (36,791)</u>	<u>\$ (32,651)</u>	<u>\$ (34,291)</u>	<u>\$ (33,291)</u>	<u>\$ (33,291)</u>

Impact Fees
12404025 Engr. - Northeast Neighborhood

	<u>2021 Actual</u>	<u>2022 Budget</u>	<u>2022 Projected</u>	<u>2023 Executive</u>	<u>2023 Budget</u>
Cash Balance (Deficit), January 1	\$ (612,950)	\$ (597,950)	\$ (617,136)	\$ (612,792)	\$ (607,792)
Project Inflows:					
County Grants	-	-	-	-	-
Interest on Investments	-	-	-	-	-
Revenue - Impact Fees	6,699	-	5,000	5,000	-
Park Dev. / Impact Fees	-	-	-	-	-
General Obligation Debt	-	-	-	-	-
Revenue Bonds	-	-	-	-	-
Federal Grants	-	-	-	-	-
Total Inflows:	<u>\$ 6,699</u>	<u>\$ -</u>	<u>\$ 5,000</u>	<u>\$ 5,000</u>	<u>\$ -</u>
Project Outflows:					
Advances - Principal	-	-	-	-	-
Advances - Interest	-	-	-	-	-
Land and Land Improvements	-	-	-	-	-
Major Streets	-	-	-	-	-
Storm Utility	-	-	-	-	-
Sewer Utility	10,885	-	656	-	-
Debt Service - Principal	-	-	-	-	-
Debt Service - Interest	-	-	-	-	-
Development and Plan	-	-	-	-	-
Equipment	-	-	-	-	-
Buildings	-	-	-	-	-
Other	-	-	-	-	-
Total Outflows:	<u>\$ 10,885</u>	<u>\$ -</u>	<u>\$ 656</u>	<u>\$ -</u>	<u>\$ -</u>
Annual Net Cash Flow	<u>\$ (4,186)</u>	<u>\$ -</u>	<u>\$ 4,344</u>	<u>\$ 5,000</u>	<u>\$ -</u>
Cash Balance (Deficit), December 31	<u>\$ (617,136)</u>	<u>\$ (597,950)</u>	<u>\$ (612,792)</u>	<u>\$ (607,792)</u>	<u>\$ (607,792)</u>

Impact Fees
12404026 Engr. - Lower Badger Mill Creek Sanitary Sewer and Stormwater

	<u>2021 Actual</u>	<u>2022 Budget</u>	<u>2022 Projected</u>	<u>2023 Executive</u>	<u>2023 Budget</u>
Cash Balance (Deficit), January 1	\$ (448,028)	\$ (1,691,414)	\$ (1,097,800)	\$ (1,230,296)	\$ (1,230,296)
Project Inflows:					
County Grants	-	-	-	-	-
Interest on Investments	-	-	-	-	-
Revenue - Impact Fees	672,990	-	200,000	200,000	-
Park Dev. / Impact Fees	-	-	-	-	-
General Obligation Debt	-	-	-	-	-
Revenue Bonds	-	-	-	-	-
Other	-	-	-	-	-
Total Inflows:	<u>\$ 672,990</u>	<u>\$ -</u>	<u>\$ 200,000</u>	<u>\$ 200,000</u>	<u>\$ -</u>
Project Outflows:					
Advances - Principal	-	-	-	-	-
Advances - Interest	-	-	-	-	-
Land and Land Improvements	-	-	-	-	-
Major Streets	-	-	-	-	-
Storm Utility	1,108,377	-	212,700	-	-
Sewer Utility	-	-	-	-	-
Debt Service - Principal	195,245	115,251	118,906	114,528	-
Debt Service - Interest	19,140	10,678	890	617	-
Development and Plan	-	-	-	-	-
Equipment	-	-	-	-	-
Buildings	-	-	-	-	-
Other	-	-	-	-	-
Total Outflows:	<u>\$ 1,322,762</u>	<u>\$ 125,929</u>	<u>\$ 332,496</u>	<u>\$ 115,145</u>	<u>\$ -</u>
Annual Net Cash Flow	<u>\$ (649,772)</u>	<u>\$ (125,929)</u>	<u>\$ (132,496)</u>	<u>\$ 84,855</u>	<u>\$ -</u>
Cash Balance (Deficit), December 31	<u>\$ (1,097,800)</u>	<u>\$ (1,817,343)</u>	<u>\$ (1,230,296)</u>	<u>\$ (1,145,441)</u>	<u>\$ (1,230,296)</u>

Impact Fees
12404028 Engr. - Jeffy Trail

	<u>2021 Actual</u>	<u>2022 Budget</u>	<u>2022 Projected</u>	<u>2023 Executive</u>	<u>2023 Budget</u>
Cash Balance (Deficit), January 1	\$ 10,374	\$ 10,449	\$ 10,397	\$ 10,417	\$ 10,437
Project Inflows:					
County Grants	-	-	-	-	-
Interest on Investments	23	-	20	20	-
Revenue - Impact Fees	-	-	-	-	-
Park Dev. / Impact Fees	-	-	-	-	-
General Obligation Debt	-	-	-	-	-
Revenue Bonds	-	-	-	-	-
Other	-	-	-	-	-
Total Inflows:	<u>\$ 23</u>	<u>\$ -</u>	<u>\$ 20</u>	<u>\$ 20</u>	<u>\$ -</u>
Project Outflows:					
Advances - Principal	-	-	-	-	-
Advances - Interest	-	-	-	-	-
Land and Land Improvements	-	-	-	-	-
Major Streets	-	-	-	-	-
Storm Utility	-	-	-	-	-
Sewer Utility	-	-	-	-	-
Debt Service - Principal	-	-	-	-	-
Debt Service - Interest	-	-	-	-	-
Development and Plan	-	-	-	-	-
Equipment	-	-	-	-	-
Buildings	-	-	-	-	-
Other	-	-	-	-	-
Total Outflows:	<u>\$ -</u>	<u>\$ -</u>	<u>\$ -</u>	<u>\$ -</u>	<u>\$ -</u>
Annual Net Cash Flow	<u>\$ 23</u>	<u>\$ -</u>	<u>\$ 20</u>	<u>\$ 20</u>	<u>\$ -</u>
Cash Balance (Deficit), December 31	<u>\$ 10,397</u>	<u>\$ 10,449</u>	<u>\$ 10,417</u>	<u>\$ 10,437</u>	<u>\$ 10,437</u>

Impact Fees
12404029 Engr. - West Elderberry

	<u>2021 Actual</u>	<u>2022 Budget</u>	<u>2022 Projected</u>	<u>2023 Executive</u>	<u>2023 Budget</u>
Cash Balance (Deficit), January 1	\$ (591,718)	\$ (551,718)	\$ (559,133)	\$ (539,133)	\$ (514,133)
Project Inflows:					
County Grants	-	-	-	-	-
Interest on Investments	-	-	-	-	-
Revenue - Impact Fees	32,585	-	20,000	25,000	-
Park Dev. / Impact Fees	-	-	-	-	-
General Obligation Debt	-	-	-	-	-
Revenue Bonds	-	-	-	-	-
Other	-	-	-	-	-
Total Inflows:	<u>\$ 32,585</u>	<u>\$ -</u>	<u>\$ 20,000</u>	<u>\$ 25,000</u>	<u>\$ -</u>
Project Outflows:					
Advances - Principal	-	-	-	-	-
Advances - Interest	-	-	-	-	-
Land and Land Improvements	-	-	-	-	-
Major Streets	-	-	-	-	-
Storm Utility	-	-	-	-	-
Sewer Utility	-	-	-	-	-
Debt Service - Principal	-	-	-	-	-
Debt Service - Interest	-	-	-	-	-
Development and Plan	-	-	-	-	-
Equipment	-	-	-	-	-
Buildings	-	-	-	-	-
Other	-	-	-	-	-
Total Outflows:	<u>\$ -</u>	<u>\$ -</u>	<u>\$ -</u>	<u>\$ -</u>	<u>\$ -</u>
Annual Net Cash Flow	<u>\$ 32,585</u>	<u>\$ -</u>	<u>\$ 20,000</u>	<u>\$ 25,000</u>	<u>\$ -</u>
Cash Balance (Deficit), December 31	<u>\$ (559,133)</u>	<u>\$ (551,718)</u>	<u>\$ (539,133)</u>	<u>\$ (514,133)</u>	<u>\$ (514,133)</u>

Impact Fees
12404030 Engr. - Westside Drainage

	<u>2021 Actual</u>	<u>2022 Budget</u>	<u>2022 Projected</u>	<u>2023 Executive</u>	<u>2023 Budget</u>
Cash Balance (Deficit), January 1	\$ -	\$ 50,000	\$ 35,453	\$ 40,453	\$ (274,547)
Project Inflows:					
County Grants	-	-	-	-	-
Interest on Investments	-	-	-	-	-
Revenue - Impact Fees	35,453	-	5,000	15,000	-
Park Dev. / Impact Fees	-	-	-	-	-
General Obligation Debt	-	-	-	-	-
Revenue Bonds	-	-	-	-	-
Other	-	-	-	-	-
Total Inflows:	<u>\$ 35,453</u>	<u>\$ -</u>	<u>\$ 5,000</u>	<u>\$ 15,000</u>	<u>\$ -</u>
Project Outflows:					
Advances - Principal	-	-	-	-	-
Advances - Interest	-	-	-	-	-
Land and Land Improvements	-	-	-	-	-
Major Streets	-	-	-	-	-
Storm Utility	-	-	-	330,000	-
Sewer Utility	-	-	-	-	-
Debt Service - Principal	-	-	-	-	-
Debt Service - Interest	-	-	-	-	-
Development and Plan	-	-	-	-	-
Equipment	-	-	-	-	-
Buildings	-	-	-	-	-
Other	-	-	-	-	-
Total Outflows:	<u>\$ -</u>	<u>\$ -</u>	<u>\$ -</u>	<u>\$ 330,000</u>	<u>\$ -</u>
Annual Net Cash Flow	<u>\$ 35,453</u>	<u>\$ -</u>	<u>\$ 5,000</u>	<u>\$ (315,000)</u>	<u>\$ -</u>
Cash Balance (Deficit), December 31	<u>\$ 35,453</u>	<u>\$ 50,000</u>	<u>\$ 40,453</u>	<u>\$ (274,547)</u>	<u>\$ (274,547)</u>

Includes 2023 amounts as follows:

Stormwater Utility

Citywide Flood Mitigation

borrow	\$ 330,000
	<u>\$ 330,000</u>

Tax Increment Financing

Background & Purpose

Tax Increment Financing (TIF) is a financing tool utilized by the City of Madison to fund public infrastructure, promote development opportunities, and expand future tax base by providing public financial assistance to private developments in a tax increment district (TID). A TID is a geographic area comprised of contiguous whole units of property. All of the existing districts, and future districts, must demonstrate that development is not possible without a form of City assistance. Currently, Madison has 16 TIDs.

Beginning in 2009, State law began allowing the use of TIF proceeds to support Affordable Housing. Under the revised policy, jurisdictions can keep a TIF district open for one additional year and utilize the additional tax increment to fund affordable housing developments. Incremental revenue from TID 33 was appropriated to Affordable Housing in 2016. Incremental revenue from TIDs 27, 32, and 43 were appropriated to Affordable Housing in 2018.

In 2021, the Common Council approved resolutions dissolving TIDs #25 and #35 and authorizing one additional year of incremental revenues (i.e., taxes levied in 2022 and collected in 2023) for affordable housing. All residual revenue in the TIDs will be distributed proportionally to the underlying taxing jurisdictions (i.e., City of Madison, Dane County, Madison School District, and Madison College).

The information outlined in the TIF cash flow statements is provided for informational purposes and is not intended to serve as budget.

2023 Highlights

Key TIF-funded projects in the 2023 Capital Budget include:

- State Street Campus Garage Replacement (TID 50 – State Street)
- Village on Park Redevelopment (TID 42 – Wingra)
- Town of Madison Annexation Street Lighting, Signing, and Pavement Markings (TID 51 – South Madison)

**Tax Incremental Financing
Citywide Summary - All Active TIDs
2023 Executive Budget**

No.	Name	Year of Inception	Base Value	2023 Value	Accumulated TIF Increment Change August 15, 2022	2023 Ratio of Debt Svc. and Cap. Leases to Annual Revenues (Excluding Borrowing)	Dec. 31, 2023 Budgeted Cash Balance	Dec. 31, 2023 Balance of Unrecovered Costs (Favorable)	2023 Capital Budget Executive
25	Wilson Street	1995	\$38,606,700	\$275,836,000	614%	0%	\$15,916,943	(\$15,917,080)	-
29	Allied Terrace	2000	41,741,400	87,165,000	109%	0%	1,712,634	(1,711,656)	-
35	Todd Drive	2005	25,800,600	85,741,700	232%	7%	3,700,723	(3,331,953)	-
36	Capitol Gateway	2005	97,652,400	586,824,100	501%	19%	15,937,378	(10,651,181)	101,300
37	Union Corners	2006	43,466,900	194,780,300	348%	8%	6,247,372	(4,992,597)	3,200,400
39	Stoughton Road	2008	263,256,500	438,240,200	66%	7%	8,006,321	(6,441,985)	30,000
41	University/Whitney	2011	18,703,300	75,688,000	305%	11%	3,962,112	(236,220)	3,725,000
42	Wingra	2012	50,866,200	168,848,300	232%	48%	3,057,739	3,396,224	8,900,500
44	Royster Clark	2013	30,448,400	92,797,900	205%	34%	834,067	213,517	400
45	Capitol Square West	2015	79,304,000	172,317,200	117%	96%	(3,412,922)	9,023,792	1,222,000
46	Research Park	2015	320,906,300	670,235,900	109%	14%	10,559,465	8,082,394	24,003,400
47	Silicon Prairie	2017	240,896,200	279,446,200	16%	16%	1,351,190	(1,110,129)	-
48	Regent Street	2021	240,896,200	279,446,200	16%	0%	835,898	-	120,000
49	Femrite Drive	2021	Unavailable	Unavailable	Unavailable	Unavailable	Unavailable	Unavailable	1,000,000
50	State Street	2022	Unavailable	Unavailable	Unavailable	Unavailable	Unavailable	Unavailable	15,600,000
51	South Madison	2022	Unavailable	Unavailable	Unavailable	Unavailable	Unavailable	Unavailable	3,110,000
							\$ 68,708,921	\$ (23,676,875)	\$ 61,013,000

**Tax Incremental Financing
Citywide Summary - All Active TIDs
2023 Executive Budget**

	2021 Actual	2022 Budget	2022 Projected	2023 Executive	2023 Adopted
Cash Balance (Deficit), January 1	\$ 35,546,191	\$ 40,551,628	\$ 42,726,360	\$ 63,214,839	\$ -
Project Inflows:					
Incremental Revenues	32,545,989	36,688,142	36,688,143	41,109,121	-
Computer Reimbursement	781,091	781,091	781,091	781,091	-
Personal Property Aid	1,591,858	887,709	887,710	887,709	-
Payment on Advance	-	-	-	-	-
Interest Income	134,996	498,901	220,701	1,501,608	-
Proceeds from Borrowing	2,746,677	26,525,000	6,250,000	36,667,000	-
Developer Capital Funding	546,152	185,000	236,943	185,000	-
Application Fees	-	-	-	-	-
Other	4,605,242	1,000,000	8,545,330	3,110,000	-
Total Inflows:	\$ 42,952,005	\$ 66,565,843	\$ 53,609,918	\$ 84,241,529	\$ -
Project Outflows:					
Engineering: Ped Bike	1,223,401	2,550,000	-	2,620,000	-
Engineering: Major Streets	(25,636)	1,350,000	1,350,000	7,447,000	-
Engineering: Storm Water	-	-	-	200,000	-
Engineering: Sewer Utility	-	-	-	-	-
Engineering: Other	-	-	-	-	-
Parks	344	7,000	7,000	7,200	-
Parking	-	-	-	15,000,000	-
PCED: Payments to Developers	2,556,000	6,100,000	-	4,000,000	-
PCED: Planning Studies	-	75,000	-	-	-
PCED: Affordable Hsg. Set Aside	-	-	-	6,447,538	-
PCED: Other	903,692	9,060,000	8,410,654	11,630,500	-
Traffic Engineering	-	-	150	110,000	-
Transit	-	20,000,000	-	20,000,000	-
Debt Service-Principal	10,663,021	7,423,629	7,423,629	7,382,578	-
Debt Service-Interest	1,079,897	801,169	855,590	1,029,256	-
Pay Advances-Principal	-	-	-	-	-
Pay Advances-Interest	-	-	-	-	-
Capital Lease-Principal	800,000	820,000	820,000	-	-
Capital Lease-Interest	42,540	22,140	22,140	-	-
Refund to Overlying Districts	15,312,372	14,000,000	-	-	-
Staff Costs	191,441	239,000	206,726	210,025	-
Audit Costs	23,061	24,000	24,000	23,300	-
Other	3,006,189	-	14,001,550	3,000,300	-
Total Outflows:	\$ 35,776,321	\$ 62,471,938	\$ 33,121,439	\$ 79,107,697	\$ -
Annual Net Cash Flow	\$ 7,175,685	\$ 4,093,905	\$ 20,488,479	\$ 5,133,832	\$ -
Cash Balance (Deficit), December 31	\$ 42,721,876	\$ 44,645,534	\$ 63,214,839	\$ 68,348,671	\$ -
Memo: Unrecovered Costs (Fav.)	\$ (9,373,700)	\$ 15,621,830	\$ (31,860,612)	\$ (23,676,875)	\$ -

Tax Incremental Financing
TID #25 - Wilson Street Corridor
 Inception 1995

	<u>2021 Actual</u>	<u>2022 Budget</u>	<u>2022 Projected</u>	<u>2023 Executive</u>	<u>2023 Adopted</u>
Cash Balance (Deficit), January 1	\$ 22,041,547	\$ 9,617,453	\$ 10,957,287	\$ 15,347,354	\$ -
Project Inflows:					
Incremental Revenues	4,461,181	4,926,494	4,926,494	5,147,030	-
Computer Reimbursement	29,242	29,242	29,242	29,242	-
Personal Property Aid	(3,268)	12,182	12,182	12,182	-
Payment on Advance	-	-	-	-	-
Interest Income	46,326	76,940	44,496	345,315	-
Proceeds from Borrowing	-	-	-	-	-
Developer Capital Funding	546,152	185,000	236,943	185,000	-
Application Fees	-	-	-	-	-
Other	-	-	-	-	-
Total Inflows:	<u>\$ 5,079,633</u>	<u>\$ 5,229,857</u>	<u>\$ 5,249,357</u>	<u>\$ 5,718,770</u>	<u>\$ -</u>
Project Outflows:					
Engineering: Ped Bike	-	-	-	-	-
Engineering: Major Streets	-	-	-	-	-
Engineering: Storm Water	-	-	-	-	-
Engineering: Sewer Utility	-	-	-	-	-
Engineering: Other	-	-	-	-	-
Streets	-	-	-	-	-
Parking -- Ramp at Judge Doyle	-	-	-	-	-
PCED: Payments to Developers	-	-	-	-	-
PCED: Planning Studies	-	-	-	-	-
PCED: Affordable Hsg. Set Aside	-	-	-	5,147,030	-
PCED: Other	-	-	-	-	-
Traffic Engineering	-	-	-	-	-
Transit	-	-	-	-	-
Debt Service-Principal	-	-	-	-	-
Debt Service-Interest	-	-	-	-	-
Pay Advances-Principal	-	-	-	-	-
Pay Advances-Interest	-	-	-	-	-
Capital Lease-Principal	800,000	820,000	820,000	-	-
Capital Lease-Interest	42,540	22,140	22,140	-	-
Refund to Overlying Districts	15,312,372	-	-	-	-
Staff Costs	6,831	15,000	15,000	-	-
Audit Costs	2,000	2,000	2,000	2,000	-
Other	150	-	150	150	-
Total Outflows:	<u>\$ 16,163,893</u>	<u>\$ 859,540</u>	<u>\$ 859,290</u>	<u>\$ 5,149,180</u>	<u>\$ -</u>
Annual Net Cash Flow	<u>\$ (11,084,260)</u>	<u>\$ 4,066,864</u>	<u>\$ 4,390,067</u>	<u>\$ 569,589</u>	<u>\$ -</u>
Cash Balance (Deficit), December 31	<u>\$ 10,957,287</u>	<u>\$ 26,466,176</u>	<u>\$ 15,347,354</u>	<u>\$ 15,916,943</u>	<u>\$ -</u>
Memo: Unrecovered Costs (Fav.)	<u>\$ (10,137,424)</u>	<u>\$ (25,646,177)</u>	<u>\$ (15,347,491)</u>	<u>\$ (15,917,080)</u>	<u>\$ -</u>

Note: Adopted RES-21-00516 dissolves TID #25, effective January 1, 2022, and a separate resolution (Legistar File ID 67071) authorizes extending the life of TID #25 for an additional year to collect incremental revenues for affordable housing pursuant to Wis. Stat. §66.1105(6)(g). Distribution of the residual incremental revenues to the underlying taxing jurisdictions is planned for 2021 and 2023. Incremental revenues from taxes levied in 2022 and collected in 2023 will be used for affordable housing.

Tax Incremental Financing
TID #29 - Allied Terrace
 Inception 2000

	<u>2021 Actual</u>	<u>2022 Budget</u>	<u>2022 Projected</u>	<u>2023 Executive</u>	<u>2023 Adopted</u>
Cash Balance (Deficit), January 1	\$ (1,964,635)	\$ (1,167,439)	\$ (167,797)	\$ 693,024	\$ -
Project Inflows:					
Incremental Revenues	757,406	839,279	839,279	985,530	-
Computer Reimbursement	9,516	9,516	9,516	9,516	-
Personal Property Aid	42,792	23,971	23,971	23,971	-
Payment on Advance	-	-	-	-	-
Interest Income	-	-	1,205	15,593	-
Proceeds from Borrowing	-	-	-	-	-
Developer Capital Funding	-	-	-	-	-
Application Fees	-	-	-	-	-
Other	1,000,000	1,000,000	-	-	-
Total Inflows:	<u>\$ 1,809,714</u>	<u>\$ 1,872,766</u>	<u>\$ 873,971</u>	<u>\$ 1,034,610</u>	<u>\$ -</u>
Project Outflows:					
Engineering: Ped Bike	-	-	-	-	-
Engineering: Major Streets	-	-	-	-	-
Engineering: Storm Water	-	-	-	-	-
Engineering: Sewer Utility	-	-	-	-	-
Engineering: Other	-	-	-	-	-
Streets	-	500	500	-	-
Parking	-	-	-	-	-
PCED: Payments to Developers	-	-	-	-	-
PCED: Planning Studies	-	-	-	-	-
PCED: Affordable Hsg. - Set Aside	-	-	-	-	-
PCED: Other	-	-	-	-	-
Traffic Engineering	-	-	-	-	-
Transit	-	-	-	-	-
Debt Service-Principal	-	-	-	-	-
Debt Service-Interest	-	-	-	-	-
Pay Advances-Principal	-	-	-	-	-
Pay Advances-Interest	-	-	-	-	-
Capital Lease-Principal	-	-	-	-	-
Capital Lease-Interest	-	-	-	-	-
Refund to Overlying Districts	-	-	-	-	-
Staff Costs	11,154	13,000	10,000	13,000	-
Audit Costs	1,061	2,000	2,000	2,000	-
Other	661	-	650	-	-
Total Outflows:	<u>\$ 12,876</u>	<u>\$ 15,500</u>	<u>\$ 13,150</u>	<u>\$ 15,000</u>	<u>\$ -</u>
Annual Net Cash Flow	<u>\$ 1,796,838</u>	<u>\$ 1,857,266</u>	<u>\$ 860,821</u>	<u>\$ 1,019,610</u>	<u>\$ -</u>
Cash Balance (Deficit), December 31	<u>\$ (167,797)</u>	<u>\$ 689,827</u>	<u>\$ 693,024</u>	<u>\$ 1,712,634</u>	<u>\$ -</u>
Memo: Unrecovered Costs (Fav.)	\$ 168,775	\$ 167,239	\$ (692,046)	\$ (1,711,656)	\$ -

Tax Incremental Financing
TID #35 - Todd Drive / West Beltline
 Inception 2005

	<u>2021 Actual</u>	<u>2022 Budget</u>	<u>2022 Projected</u>	<u>2023 Executive</u>	<u>2023 Adopted</u>
Cash Balance (Deficit), January 1	\$ 1,116,763	\$ 2,360,049	\$ 2,360,790	\$ 3,623,908	\$ -
Project Inflows:					
Incremental Revenues	1,216,659	1,259,809	1,259,809	1,300,508	-
Computer Reimbursement	78,329	78,329	78,329	78,329	-
Personal Property Aid	56,667	32,418	32,418	32,418	-
Payment on Advance	-	-	-	-	-
Interest Income	4,700	23,128	10,014	81,538	-
Proceeds from Borrowing	-	-	-	-	-
Developer Capital Funding	-	-	-	-	-
Application Fees	-	-	-	-	-
Other	-	-	-	-	-
Total Inflows:	<u>\$ 1,356,355</u>	<u>\$ 1,393,684</u>	<u>\$ 1,380,570</u>	<u>\$ 1,492,793</u>	<u>\$ -</u>
Project Outflows:					
Engineering: Ped Bike	-	-	-	-	-
Engineering: Major Streets	-	-	-	-	-
Engineering: Storm Water	-	-	-	-	-
Engineering: Sewer Utility	-	-	-	-	-
Engineering: Other	-	-	-	-	-
Streets	-	-	-	-	-
Parking	-	-	-	-	-
PCED: Payments to Developers	-	-	-	-	-
PCED: Planning Studies	-	-	-	-	-
PCED: Affordable Hsg. Set Aside	-	-	-	1,300,508	-
PCED: Other	-	-	-	-	-
Traffic Engineering	-	-	150	-	-
Transit	-	-	-	-	-
Debt Service-Principal	92,168	92,168	92,168	92,168	-
Debt Service-Interest	15,116	13,134	13,134	11,152	-
Pay Advances-Principal	-	-	-	-	-
Pay Advances-Interest	-	-	-	-	-
Capital Lease-Principal	-	-	-	-	-
Capital Lease-Interest	-	-	-	-	-
Refund to Overlying Districts	-	-	-	-	-
Staff Costs	2,894	13,000	10,000	10,000	-
Audit Costs	2,000	2,000	2,000	2,000	-
Other	150	-	-	150	-
Total Outflows:	<u>\$ 112,328</u>	<u>\$ 119,284</u>	<u>\$ 117,452</u>	<u>\$ 1,415,978</u>	<u>\$ -</u>
Annual Net Cash Flow	<u>\$ 1,244,027</u>	<u>\$ 1,238,388</u>	<u>\$ 1,263,118</u>	<u>\$ 76,815</u>	<u>\$ -</u>
Cash Balance (Deficit), December 31	<u>\$ 2,360,790</u>	<u>\$ 2,362,340</u>	<u>\$ 3,623,908</u>	<u>\$ 3,700,723</u>	<u>\$ -</u>
Memo: Unrecovered Costs (Fav.)	<u>\$ (1,807,684)</u>	<u>\$ (1,809,328)</u>	<u>\$ (3,162,970)</u>	<u>\$ (3,331,953)</u>	<u>\$ -</u>

Note: A resolution (RES-19-00566) adopted 8/6/19 authorizes an additional \$2,210,000 to be donated from TID #35 to TID #38, starting in 2019. Adopted RES-21-00515 dissolves TID #35, effective January 1, 2022, and a separate resolution (Legistar File ID 67071) authorizes extending the life of TID #35 for an additional year to collect incremental revenues for affordable housing pursuant to Wis. Stat. §66.1105(6)(g). Distribution of the residual incremental revenues to the underlying taxing jurisdictions is planned for 2021 and 2022. Incremental revenues from taxes levied in 2022 and collected in 2023 will be used for affordable housing.

Tax Incremental Financing
TID #36 - Capitol Gateway Corridor
Inception 2005

	<u>2021</u> <u>Actual</u>	<u>2022</u> <u>Budget</u>	<u>2022</u> <u>Projected</u>	<u>2023</u> <u>Executive</u>	<u>2023</u> <u>Adopted</u>
Cash Balance (Deficit), January 1	\$ 8,790,452	\$ 14,860,829	\$ 14,773,785	\$ 10,232,570	\$ -
Project Inflows:					
Incremental Revenues	9,217,211	10,394,132	10,394,132	10,613,282	-
Computer Reimbursement	78,514	78,514	78,514	78,514	-
Personal Property Aid	47,417	31,171	31,171	31,171	-
Payment on Advance	-	-	-	-	-
Interest Income	33,420	193,191	67,456	230,233	-
Proceeds from Borrowing	1,898,448	-	-	-	-
Developer Capital Funding	-	-	-	-	-
Application Fees	-	-	-	-	-
Other	-	-	-	-	-
Total Inflows:	\$ 11,275,010	\$ 10,697,008	\$ 10,571,272	\$ 10,953,200	\$ -
Project Outflows:					
Engineering: Ped Bike	-	-	-	-	-
Engineering: Major Streets	-	1,350,000	1,350,000	-	-
Engineering: Storm Water	-	-	-	-	-
Engineering: Sewer Utility	-	-	-	-	-
Engineering: Other	-	-	-	-	-
Streets	-	2,000	2,000	2,000	-
Parking Utility	-	-	-	-	-
PCED: Payments to Developers	-	-	-	-	-
PCED: Planning Studies	-	-	-	-	-
PCED: Affordable Hsg. Set Aside	-	-	-	-	-
PCED: Other	58,320	100,000	50,000	100,000	-
Traffic Engineering	-	-	-	-	-
Transit	-	-	-	-	-
Debt Service-Principal	4,900,641	2,510,900	2,510,900	1,983,586	-
Debt Service-Interest	310,803	182,437	182,437	142,505	-
Pay Advances-Principal	-	-	-	-	-
Pay Advances-Interest	-	-	-	-	-
Capital Lease-Principal	-	-	-	-	-
Capital Lease-Interest	-	-	-	-	-
Refund to Overlying Districts	-	-	-	-	-
Staff Costs	19,483	19,000	15,000	19,000	-
Audit Costs	2,000	2,000	2,000	1,300	-
Other -- 2022 Project Plan Amendment	-	-	7,000,000	-	-
Other -- Planned transfer to TID 51	-	-	-	3,000,000	-
Other - Transfer to TID 42	430	-	4,000,150	-	-
Total Outflows:	\$ 5,291,677	\$ 4,166,337	\$ 15,112,487	\$ 5,248,391	\$ -
Annual Net Cash Flow	\$ 5,983,333	\$ 6,530,671	\$ (4,541,215)	\$ 5,704,809	\$ -
Cash Balance (Deficit), December 31	\$ 14,773,785	\$ 21,391,500	\$ 10,232,570	\$ 15,937,378	\$ -
Memo: Unrecovered Costs (Fav.)	\$ (4,993,101)	\$ (14,126,575)	\$ (2,962,786)	\$ (10,651,181)	\$ -

Note: A resolution (RES-22-00391) adopted 5/24/2022 authorizes a donation of \$4,000,000 from TID #36 to TID #42 (Wingra), in 2022. This resolution also authorizes a transfer from TID 36 to reimburse the city for \$4 million contributed to the S. Livingston Street garage project, \$1.5 million for land acquisition related to that project, and \$1.5 million associated with land sale proceeds used to fund the Starting Block grant.

Includes 2023 amounts as follows:

Streets: Street Tree Replacements	Cash	1,300	-
<u>Economic Development: Property Holding Costs</u>	Cash	<u>100,000</u>	-
TOTAL		\$ 101,300	\$ -

Tax Incremental Financing
TID #37 - Union Corners
Inception 2006

	<u>2021</u> <u>Actual</u>	<u>2022</u> <u>Budget</u>	<u>2022</u> <u>Projected</u>	<u>2023</u> <u>Executive</u>	<u>2023</u> <u>Adopted</u>
Cash Balance (Deficit), January 1	\$ 576,106	\$ 3,051,394	\$ 3,059,279	\$ 6,284,602	\$ -
Project Inflows:					
Incremental Revenues	2,695,624	3,175,550	3,175,550	3,282,961	-
Computer Reimbursement	8,727	8,727	8,727	8,727	-
Personal Property Aid	63,294	37,907	37,907	37,907	-
Payment on Advance	-	-	-	-	-
Interest Income	6,216	30,514	16,077	141,404	-
Proceeds from Borrowing	29,048	-	-	-	-
Developer Capital Funding	-	-	-	-	-
Application Fees	-	-	-	-	-
Other	59,338	-	336,599	-	-
Total Inflows:	<u>\$ 2,862,248</u>	<u>\$ 3,252,698</u>	<u>\$ 3,574,860</u>	<u>\$ 3,470,999</u>	<u>\$ -</u>
Project Outflows:					
Engineering: Ped Bike	-	-	-	-	-
Engineering: Major Streets	27,379	-	-	3,200,000	-
Engineering: Storm Water	-	-	-	-	-
Engineering: Sewer Utility	-	-	-	-	-
Engineering: Other	-	-	-	-	-
Streets	114	1,000	1,000	400	-
Parking	-	-	-	-	-
PCED: Payments to Developers	-	-	-	-	-
PCED: Planning Studies	-	-	-	-	-
PCED: Affordable Hsg. Set Aside	-	-	-	-	-
PCED: Other	-	30,000	30,000	-	-
Traffic Engineering	-	-	-	-	-
Transit	-	-	-	-	-
Debt Service-Principal	276,356	247,690	247,690	247,095	-
Debt Service-Interest	61,993	53,846	53,846	44,734	-
Pay Advances-Principal	-	-	-	-	-
Pay Advances-Interest	-	-	-	-	-
Capital Lease-Principal	-	-	-	-	-
Capital Lease-Interest	-	-	-	-	-
Refund to Overlying Districts	-	-	-	-	-
Staff Costs	11,083	14,000	15,000	14,000	-
Audit Costs	2,000	2,000	2,000	2,000	-
Other	150	-	-	-	-
Total Outflows:	<u>\$ 379,075</u>	<u>\$ 348,536</u>	<u>\$ 349,536</u>	<u>\$ 3,508,229</u>	<u>\$ -</u>
Annual Net Cash Flow	<u>\$ 2,483,173</u>	<u>\$ 2,904,162</u>	<u>\$ 3,225,324</u>	<u>\$ (37,230)</u>	<u>\$ -</u>
Cash Balance (Deficit), December 31	<u>\$ 3,059,279</u>	<u>\$ 6,443,301</u>	<u>\$ 6,284,602</u>	<u>\$ 6,247,372</u>	<u>\$ -</u>
Memo: Unrecovered Costs (Fav.)	\$ (1,309,718)	\$ (4,924,922)	\$ (4,782,732)	\$ (4,992,597)	\$ -

Includes 2023 amounts as follows:

Streets: Street Tree Replacements	Cash	400	-
<u>Engineering -- Major Streets -- Reconstruction</u>	<u>Cash</u>	<u>3,200,000</u>	-
		\$ 3,200,400	\$ -

**Tax Incremental Financing
TID #39 - Stoughton Road
Inception 2008**

	<u>2021 Actual</u>	<u>2022 Budget</u>	<u>2022 Projected</u>	<u>2023 Executive</u>	<u>2023 Adopted</u>
Cash Balance (Deficit), January 1	\$ 3,751,490	\$ 4,007,763	\$ 3,938,901	\$ 3,931,173	\$ -
Project Inflows:					
Incremental Revenues	2,593,851	2,794,631	2,794,631	3,796,522	-
Computer Reimbursement	205,443	205,443	205,443	205,443	-
Personal Property Aid	669,023	359,814	359,814	359,814	-
Payment on Advance	-	-	-	-	-
Interest Income	10,104	40,078	18,416	88,451	-
Proceeds from Borrowing	120,269	-	-	-	-
Developer Capital Funding	-	-	-	-	-
Application Fees	-	-	-	-	-
Other	-	-	-	-	-
Total Inflows:	<u>\$ 3,598,691</u>	<u>\$ 3,399,966</u>	<u>\$ 3,378,304</u>	<u>\$ 4,450,231</u>	<u>\$ -</u>
Project Outflows:					
Engineering: Ped Bike	-	-	-	-	-
Engineering: Major Streets	(104,979)	-	-	-	-
Engineering: Storm Water	-	-	-	-	-
Engineering: Sewer Utility	-	-	-	-	-
Engineering: Other	-	-	-	-	-
Streets	-	500	500	500	-
Parking	-	-	-	-	-
PCED: Payments to Developers	-	-	-	-	-
PCED: Planning Studies	-	-	-	-	-
PCED: Affordable Hsg. Set Aside	-	-	-	-	-
PCED: Other	15,510	30,000	30,000	30,000	-
Traffic Engineering	-	-	-	-	-
Transit	-	-	-	-	-
Debt Service-Principal	405,164	273,678	273,678	272,108	-
Debt Service-Interest	73,087	59,829	59,829	50,450	-
Pay Advances-Principal	-	-	-	-	-
Pay Advances-Interest	-	-	-	-	-
Capital Lease-Principal	-	-	-	-	-
Capital Lease-Interest	-	-	-	-	-
Refund to Overlying Districts	-	-	-	-	-
Staff Costs	20,025	31,000	20,025	20,025	-
Audit Costs	2,000	2,000	2,000	2,000	-
Other - Transfer to TID 42	3,000,473	-	3,000,000	-	-
Total Outflows:	<u>\$ 3,411,280</u>	<u>\$ 397,007</u>	<u>\$ 3,386,032</u>	<u>\$ 375,083</u>	<u>\$ -</u>
Annual Net Cash Flow	<u>\$ 187,411</u>	<u>\$ 3,002,959</u>	<u>\$ (7,728)</u>	<u>\$ 4,075,148</u>	<u>\$ -</u>
Cash Balance (Deficit), December 31	<u>\$ 3,938,901</u>	<u>\$ 7,010,722</u>	<u>\$ 3,931,173</u>	<u>\$ 8,006,321</u>	<u>\$ -</u>
Memo: Unrecovered Costs (Fav.)	\$ (1,828,779)	\$ (5,371,366)	\$ (2,094,729)	\$ (6,441,985)	\$ -

Note: A resolution (RES-22-00392) adopted 5/24/2022 authorizes a donation of \$3,000,000 from TID #36 to TID #42 (Wingra), in 2022.

Includes 2023 amounts as follows:

Streets: Street Tree Replacements	Cash	500	-
<u>Economic Development: Property Holding Costs</u>	<u>Cash</u>	<u>30,000</u>	<u>-</u>
TOTAL		\$ 30,000	\$ -

Tax Incremental Financing
TID #41 - University - Whitney (UW Clinic Project)
 Inception 2011

	<u>2021</u> <u>Actual</u>	<u>2022</u> <u>Budget</u>	<u>2022</u> <u>Projected</u>	<u>2023</u> <u>Executive</u>	<u>2023</u> <u>Adopted</u>
Cash Balance (Deficit), January 1	\$ 1,459,925	\$ 2,120,259	\$ 2,058,130	\$ 2,807,844	\$ -
Project Inflows:					
Incremental Revenues	1,154,011	1,234,870	1,234,870	1,236,365	-
Computer Reimbursement	5,881	5,881	5,881	5,881	-
Personal Property Aid	6,579	5,921	5,921	5,921	-
Payment on Advance	-	-	-	-	-
Interest Income	4,901	16,962	8,934	63,176	-
Proceeds from Borrowing	36,051	1,500,000	-	3,725,000	-
Developer Capital Funding	-	-	-	-	-
Application Fees	-	-	-	-	-
Other	-	-	-	-	-
Total Inflows:	<u>\$ 1,207,422</u>	<u>\$ 2,763,634</u>	<u>\$ 1,255,606</u>	<u>\$ 5,036,343</u>	<u>\$ -</u>
Project Outflows:					
Engineering: Ped Bike	-	1,500,000	-	1,500,000	-
Engineering: Major Streets	51,964	-	-	2,225,000	-
Engineering: Storm Water	-	-	-	-	-
Engineering: Sewer Utility	-	-	-	-	-
Engineering: Other	-	-	-	-	-
Streets	-	-	-	-	-
Parking	-	-	-	-	-
PCED: Payments to Developers	-	-	-	-	-
PCED: Planning Studies	-	-	-	-	-
PCED: Affordable Hsg. Set Aside	-	-	-	-	-
PCED: Other	-	-	654	-	-
Traffic Engineering	-	-	-	-	-
Transit	-	-	-	-	-
Debt Service-Principal	513,656	478,040	478,040	136,970	-
Debt Service-Interest	27,472	15,198	15,198	4,105	-
Pay Advances-Principal	-	-	-	-	-
Pay Advances-Interest	-	-	-	-	-
Capital Lease-Principal	-	-	-	-	-
Capital Lease-Interest	-	-	-	-	-
Refund to Overlying Districts	-	-	-	-	-
Staff Costs	13,471	14,000	10,000	14,000	-
Audit Costs	2,000	2,000	2,000	2,000	-
Other	654	-	-	-	-
Total Outflows:	<u>\$ 609,217</u>	<u>\$ 2,009,238</u>	<u>\$ 505,892</u>	<u>\$ 3,882,075</u>	<u>\$ -</u>
Annual Net Cash Flow	<u>\$ 598,205</u>	<u>\$ 754,396</u>	<u>\$ 749,714</u>	<u>\$ 1,154,268</u>	<u>\$ -</u>
Cash Balance (Deficit), December 31	<u>\$ 2,058,130</u>	<u>\$ 2,874,655</u>	<u>\$ 2,807,844</u>	<u>\$ 3,962,112</u>	<u>\$ -</u>
Memo: Unrecovered Costs (Fav.)	\$ (1,442,228)	\$ 3,995,612	\$ (2,669,982)	\$ (236,220)	\$ -

Includes 2023 amounts as follows:

Eng Major Streets: Old Middleton and Craig Resurfacing	Carryforward Borrowing	2,225,000	
<u>Eng Ped Bike: Old Middleton Underpass</u>	<u>Carryforward Borrowing</u>	<u>1,500,000</u>	-
TOTAL		\$ 3,725,000	\$ -

Tax Incremental Financing
TID #42 - Wingra (Wingra Clinic Project)
Inception 2012

	<u>2021</u> <u>Actual</u>	<u>2022</u> <u>Budget</u>	<u>2022</u> <u>Projected</u>	<u>2023</u> <u>Executive</u>	<u>2023</u> <u>Adopted</u>
Cash Balance (Deficit), January 1	\$ 1,652,195	\$ 1,408,810	\$ 3,441,502	\$ 9,523,325	\$ -
Project Inflows:					
Incremental Revenues	1,300,131	1,648,712	1,648,712	2,559,791	-
Computer Reimbursement	41,233	41,233	41,233	41,233	-
Personal Property Aid	69,018	38,719	38,719	38,719	-
Payment on Advance	-	-	-	-	-
Interest Income	8,170	14,088	14,348	214,275	-
Proceeds from Borrowing	210,296	7,200,000	6,200,000	1,000,000	-
Developer Capital Funding	-	-	-	-	-
Application Fees	-	-	-	-	-
Other - Transfer from TID 36 & 39	3,000,620	-	7,000,000	-	-
Total Inflows:	<u>\$ 4,629,468</u>	<u>\$ 8,942,752</u>	<u>\$ 14,943,012</u>	<u>\$ 3,854,018</u>	<u>\$ -</u>
Project Outflows:					
Engineering: Ped Bike	1,223,401	1,000,000	-	1,000,000	-
Engineering: Major Streets	-	-	-	-	-
Engineering: Storm Water	-	-	-	-	-
Engineering: Sewer Utility	-	-	-	-	-
Engineering: Other	-	-	-	-	-
Streets	116	500	500	500	-
Parking	-	-	-	-	-
PCED: Payments to Developers	-	-	-	-	-
PCED: Planning Studies	-	-	-	-	-
PCED: Affordable Hsg. Set Aside	-	-	-	-	-
PCED: Other	829,861	8,300,000	8,300,000	7,900,500	-
Traffic Engineering	-	-	-	-	-
Transit	-	-	-	-	-
Debt Service-Principal	713,981	506,224	506,224	1,063,129	-
Debt Service-Interest	35,058	15,764	15,764	316,475	-
Pay Advances-Principal	-	-	-	-	-
Pay Advances-Interest	-	-	-	-	-
Capital Lease-Principal	-	-	-	-	-
Capital Lease-Interest	-	-	-	-	-
Refund to Overlying Districts	-	-	-	-	-
Staff Costs	35,205	37,000	36,701	37,000	-
Audit Costs	2,000	2,000	2,000	2,000	-
Other	539	-	-	-	-
Total Outflows:	<u>\$ 2,840,161</u>	<u>\$ 9,861,488</u>	<u>\$ 8,861,189</u>	<u>\$ 10,319,604</u>	<u>\$ -</u>
Annual Net Cash Flow	<u>\$ 1,789,307</u>	<u>\$ (918,736)</u>	<u>\$ 6,081,823</u>	<u>\$ (6,465,586)</u>	<u>\$ -</u>
Cash Balance (Deficit), December 31	<u>\$ 3,441,502</u>	<u>\$ 490,074</u>	<u>\$ 9,523,325</u>	<u>\$ 3,057,739</u>	<u>\$ -</u>
Memo: Unrecovered Costs (Fav.)	<u>\$ (2,618,186)</u>	<u>\$ 4,606,279</u>	<u>\$ (3,006,233)</u>	<u>\$ 3,396,224</u>	<u>\$ -</u>

Includes 2023 amounts as follows:

CDA Redevelopment -- Village on Park Redevelopment	Cash	7,800,000	
Economic Development -- Property Holding Costs	Cash	100,000	
Engineering - Ped Bike: Cannonball Path	Carryforward Borrowing	1,000,000	-
Streets -- Street Trees	Cash	500	-
TOTAL		<u>\$ 8,900,500</u>	<u>\$ -</u>

Tax Incremental Financing
TID #44 - Royster Clark
Inception 2013

	<u>2021 Actual</u>	<u>2022 Budget</u>	<u>2022 Projected</u>	<u>2023 Executive</u>	<u>2023 Adopted</u>
Cash Balance (Deficit), January 1	\$ (971,217)	\$ (664,697)	\$ (650,551)	\$ (50,161)	\$ -
Project Inflows:					
Incremental Revenues	810,821	1,049,655	1,049,655	1,352,762	-
Computer Reimbursement	5,582	5,582	5,582	5,582	-
Personal Property Aid	21,537	12,301	12,301	12,301	-
Payment on Advance	-	-	-	-	-
Interest Income	-	-	279	-	-
Proceeds from Borrowing	452,565	-	-	-	-
Developer Capital Funding	-	-	-	-	-
Application Fees	-	-	-	-	-
Other	-	-	29,785	-	-
Total Inflows:	<u>\$ 1,290,505</u>	<u>\$ 1,067,538</u>	<u>\$ 1,097,603</u>	<u>\$ 1,370,645</u>	<u>\$ -</u>
Project Outflows:					
Engineering: Ped Bike	-	-	-	-	-
Engineering: Major Streets	-	-	-	-	-
Engineering: Storm Water	-	-	-	-	-
Engineering: Sewer Utility	-	-	-	-	-
Engineering: Other	-	-	-	-	-
Streets	114	1,000	1,000	400	-
Parking	-	-	-	-	-
PCED: Payments to Developers	-	-	-	-	-
PCED: Planning Studies	-	-	-	-	-
PCED: Affordable Hsg. Set Aside	-	-	-	-	-
PCED: Other	-	-	-	-	-
Traffic Engineering	-	-	-	-	-
Transit	-	-	-	-	-
Debt Service-Principal	884,928	438,802	438,802	433,895	-
Debt Service-Interest	71,663	45,261	45,261	35,122	-
Pay Advances-Principal	-	-	-	-	-
Pay Advances-Interest	-	-	-	-	-
Capital Lease-Principal	-	-	-	-	-
Capital Lease-Interest	-	-	-	-	-
Refund to Overlying Districts	-	-	-	-	-
Staff Costs	10,983	15,000	10,000	15,000	-
Audit Costs	2,000	2,000	2,000	2,000	-
Other	150	-	150	-	-
Total Outflows:	<u>\$ 969,838</u>	<u>\$ 502,063</u>	<u>\$ 497,213</u>	<u>\$ 486,417</u>	<u>\$ -</u>
Annual Net Cash Flow	<u>\$ 320,666</u>	<u>\$ 565,475</u>	<u>\$ 600,390</u>	<u>\$ 884,228</u>	<u>\$ -</u>
Cash Balance (Deficit), December 31	<u>\$ (650,551)</u>	<u>\$ (99,222)</u>	<u>\$ (50,161)</u>	<u>\$ 834,067</u>	<u>\$ -</u>
Memo: Unrecovered Costs (Fav.)	<u>\$ 2,570,831</u>	<u>\$ 527,362</u>	<u>\$ 1,531,639</u>	<u>\$ 213,517</u>	<u>\$ -</u>

Includes 2022 amounts as follows:

<u>Streets: Street Tree Replacements</u>	<u>Cash</u>	<u>400</u>	<u>-</u>
TOTAL		\$ 400	\$ -

**Tax Incremental Financing
TID #45 - Capitol Square West
Inception June 2015**

	<u>2021 Actual</u>	<u>2022 Budget</u>	<u>2022 Projected</u>	<u>2023 Executive</u>	<u>2023 Adopted</u>
Cash Balance (Deficit), January 1	\$ (5,728,597)	\$ (5,442,849)	\$ (4,898,660)	\$ (3,473,147)	\$ -
Project Inflows:					
Incremental Revenues	2,330,872	2,197,694	2,197,694	2,018,055	-
Computer Reimbursement	45,505	45,505	45,505	45,505	-
Personal Property Aid	3,135	6,909	6,909	6,909	-
Payment on Advance	-	-	-	-	-
Interest Income	-	-	-	-	-
Proceeds from Borrowing	-	50,000	50,000	1,222,000	-
Developer Capital Funding	-	-	-	-	-
Application Fees	-	-	-	-	-
Other	545,283	-	1,178,946	-	-
Total Inflows:	<u>\$ 2,924,795</u>	<u>\$ 2,300,108</u>	<u>\$ 3,479,053</u>	<u>\$ 3,292,469</u>	<u>\$ -</u>
Project Outflows:					
Engineering: Ped Bike	-	50,000	-	-	-
Engineering: Major Streets	-	-	-	1,222,000	-
Engineering: Storm Water	-	-	-	-	-
Engineering: Sewer Utility	-	-	-	-	-
Engineering: Other	-	-	-	-	-
Streets	-	1,500	1,500	-	-
Parking	-	-	-	-	-
PCED: Payments to Developers	-	-	-	-	-
PCED: Planning Studies	-	-	-	-	-
PCED: Affordable Hsg. Set Aside	-	-	-	-	-
PCED: Other	-	-	-	-	-
Traffic Engineering	-	-	-	-	-
Transit	-	-	-	-	-
Debt Service-Principal	1,837,541	1,837,541	1,837,541	1,837,541	-
Debt Service-Interest	242,490	202,349	202,349	157,703	-
Pay Advances-Principal	-	-	-	-	-
Pay Advances-Interest	-	-	-	-	-
Capital Lease-Principal	-	-	-	-	-
Capital Lease-Interest	-	-	-	-	-
Refund to Overlying Districts	-	-	-	-	-
Staff Costs	12,676	13,000	10,000	13,000	-
Audit Costs	2,000	2,000	2,000	2,000	-
Other	150	-	150	-	-
Total Outflows:	<u>\$ 2,094,858</u>	<u>\$ 2,106,390</u>	<u>\$ 2,053,540</u>	<u>\$ 3,232,244</u>	<u>\$ -</u>
Annual Net Cash Flow	<u>\$ 829,937</u>	<u>\$ 193,718</u>	<u>\$ 1,425,513</u>	<u>\$ 60,225</u>	<u>\$ -</u>
Cash Balance (Deficit), December 31	<u>\$ (4,898,660)</u>	<u>\$ (5,249,131)</u>	<u>\$ (3,473,147)</u>	<u>\$ (3,412,922)</u>	<u>\$ -</u>
Memo: Unrecovered Costs (Fav.)	\$ 12,912,612	\$ 7,718,299	\$ 9,699,558	\$ 9,023,792	\$ -

Includes 2023 amounts as follows:

Engineering - Pavement Mgmt - W. Wilson/Broom Undergrounding	Borrowing	1,222,000	
TOTAL		\$ 1,222,000	\$ -

Tax Incremental Financing
TID #46 - Research Park
Inception September 2015

	<u>2021</u> <u>Actual</u>	<u>2022</u> <u>Budget</u>	<u>2022</u> <u>Projected</u>	<u>2023</u> <u>Executive</u>	<u>2023</u> <u>Adopted</u>
Cash Balance (Deficit), January 1	\$ 4,496,100	\$ 9,735,983	\$ 7,194,809	\$ 13,292,083	\$ -
Project Inflows:					
Incremental Revenues	5,596,200	6,751,068	6,751,068	7,579,207	-
Computer Reimbursement	273,119	273,119	273,119	273,119	-
Personal Property Aid	615,665	326,396	326,396	326,396	-
Payment on Advance	-	-	-	-	-
Interest Income	19,775	97,360	36,573	299,072	-
Proceeds from Borrowing	-	14,000,000	-	14,000,000	-
Developer Capital Funding	-	-	-	-	-
Application Fees	-	-	-	-	-
Other	-	-	-	-	-
Total Inflows:	<u>\$ 6,504,759</u>	<u>\$ 21,447,943</u>	<u>\$ 7,387,157</u>	<u>\$ 22,477,794</u>	<u>\$ -</u>
Project Outflows:					
Engineering: Ped Bike	-	-	-	-	-
Engineering: Major Streets	-	-	-	-	-
Engineering: Storm Water	-	-	-	-	-
Engineering: Sewer Utility	-	-	-	-	-
Engineering: Other	-	-	-	-	-
Streets	-	-	-	3,400	-
Parking	-	-	-	-	-
PCED: Payments to Developers	2,556,000	4,000,000	-	4,000,000	-
PCED: Planning Studies	-	-	-	-	-
PCED: Affordable Hsg. Set Aside	-	-	-	-	-
PCED: Other	-	-	-	-	-
Traffic Engineering	-	-	-	-	-
Transit	-	20,000,000	-	20,000,000	-
Debt Service-Principal	978,520	978,520	978,520	978,520	-
Debt Service-Interest	232,365	204,792	259,213	176,492	-
Pay Advances-Principal	-	-	-	-	-
Pay Advances-Interest	-	-	-	-	-
Capital Lease-Principal	-	-	-	-	-
Capital Lease-Interest	-	-	-	-	-
Refund to Overlying Districts	-	-	-	-	-
Staff Costs	35,634	50,000	50,000	50,000	-
Audit Costs	2,000	2,000	2,000	2,000	-
Other	1,532	-	150	-	-
Total Outflows:	<u>\$ 3,806,051</u>	<u>\$ 25,235,312</u>	<u>\$ 1,289,883</u>	<u>\$ 25,210,412</u>	<u>\$ -</u>
Annual Net Cash Flow	<u>\$ 2,698,709</u>	<u>\$ (3,787,369)</u>	<u>\$ 6,097,274</u>	<u>\$ (2,732,618)</u>	<u>\$ -</u>
Cash Balance (Deficit), December 31	<u>\$ 7,194,809</u>	<u>\$ 5,948,614</u>	<u>\$ 13,292,083</u>	<u>\$ 10,559,465</u>	<u>\$ -</u>
Memo: Unrecovered Costs (Fav.)	\$ (595,910)	\$ 9,137,145	\$ (7,671,704)	\$ 8,082,394	\$ -

Includes 2022 amounts as follows:

Economic Development: Developer Loans	Carryforward Borrowing	4,000,000	-
Streets -- Street Trees	Cash	3,400	-
Transit: Bus Rapid Transit	Carryforward Cash	10,000,000	-
Transit: Bus Rapid Transit	Carryforward Borrowing	<u>10,000,000</u>	<u>-</u>
TOTAL		<u>\$ 24,003,400</u>	<u>\$ -</u>

Tax Incremental Financing
TID #47 - Silicon Prairie
Inception 2017

	<u>2021 Actual</u>	<u>2022 Budget</u>	<u>2022 Projected</u>	<u>2023 Executive</u>	<u>2023 Adopted</u>
Cash Balance (Deficit), January 1	\$ 326,062	\$ 664,074	\$ 658,885	\$ 1,002,263	\$ -
Project Inflows:					
Incremental Revenues	412,024	416,248	416,248	400,709	-
Computer Reimbursement	-	-	-	-	-
Personal Property Aid	-	-	-	-	-
Payment on Advance	-	-	-	-	-
Interest Income	1,383	6,641	2,904	22,551	-
Proceeds from Borrowing	-	-	-	-	-
Developer Capital Funding	-	-	-	-	-
Application Fees	-	-	-	-	-
Other	-	-	-	-	-
Total Inflows:	<u>\$ 413,407</u>	<u>\$ 422,889</u>	<u>\$ 419,153</u>	<u>\$ 423,260</u>	<u>\$ -</u>
Project Outflows:					
Engineering: Ped Bike	-	-	-	-	-
Engineering: Major Streets	-	-	-	-	-
Engineering: Storm Water	-	-	-	-	-
Engineering: Sewer Utility	-	-	-	-	-
Engineering: Other	-	-	-	-	-
Streets	-	-	-	-	-
Parking	-	-	-	-	-
PCED: Payments to Developers	-	-	-	-	-
PCED: Planning Studies	-	-	-	-	-
PCED: Affordable Hsg. Set Aside	-	-	-	-	-
PCED: Other	-	-	-	-	-
Traffic Engineering	-	-	-	-	-
Transit	-	-	-	-	-
Debt Service-Principal	60,066	60,066	60,066	60,066	-
Debt Service-Interest	9,851	8,559	8,559	7,268	-
Pay Advances-Principal	-	-	-	-	-
Pay Advances-Interest	-	-	-	-	-
Capital Lease-Principal	-	-	-	-	-
Capital Lease-Interest	-	-	-	-	-
Refund to Overlying Districts	-	-	-	-	-
Staff Costs	8,517	5,000	5,000	5,000	-
Audit Costs	2,000	2,000	2,000	2,000	-
Other	150	-	150	-	-
Total Outflows:	<u>\$ 80,583</u>	<u>\$ 75,625</u>	<u>\$ 75,775</u>	<u>\$ 74,334</u>	<u>\$ -</u>
Annual Net Cash Flow	<u>\$ 332,823</u>	<u>\$ 347,264</u>	<u>\$ 343,378</u>	<u>\$ 348,926</u>	<u>\$ -</u>
Cash Balance (Deficit), December 31	<u>\$ 658,885</u>	<u>\$ 1,011,338</u>	<u>\$ 1,002,263</u>	<u>\$ 1,351,190</u>	<u>\$ -</u>
Memo: Unrecovered Costs (Fav.)	<u>\$ (297,693)</u>	<u>\$ (1,108,467)</u>	<u>\$ (701,137)</u>	<u>\$ (1,110,129)</u>	<u>\$ -</u>

**Tax Incremental Financing
TID #48 - Regent Street
Inception 2021**

	<u>2021 Actual</u>	<u>2022 Budget</u>	<u>2022 Projected</u>	<u>2023 Executive</u>	<u>2023 Adopted</u>
Cash Balance (Deficit), January 1	\$ -	\$ -	\$ -	\$ -	\$ -
Project Inflows:					
Incremental Revenues	-	-	-	836,398	-
Computer Reimbursement	-	-	-	-	-
Personal Property Aid	-	-	-	-	-
Payment on Advance	-	-	-	-	-
Interest Income	-	-	-	-	-
Proceeds from Borrowing	-	-	-	120,000	-
Developer Capital Funding	-	-	-	-	-
Application Fees	-	-	-	-	-
Other	-	-	-	-	-
Total Inflows:	<u>\$ -</u>	<u>\$ -</u>	<u>\$ -</u>	<u>\$ 956,398</u>	<u>\$ -</u>
Project Outflows:					
Engineering: Ped Bike	-	-	-	120,000	-
Engineering: Major Streets	-	-	-	-	-
Engineering: Storm Water	-	-	-	-	-
Engineering: Sewer Utility	-	-	-	-	-
Engineering: Other	-	-	-	-	-
Parks	-	-	-	-	-
Parking	-	-	-	-	-
PCED: Payments to Developers	-	-	-	-	-
PCED: Planning Studies	-	-	-	-	-
PCED: Affordable Hsg. Set Aside	-	-	-	-	-
PCED: Other	-	-	-	-	-
Streets	-	-	-	500	-
Traffic Engineering	-	-	-	-	-
Transit	-	-	-	-	-
Debt Service-Principal	-	-	-	-	-
Debt Service-Interest	-	-	-	-	-
Pay Advances-Principal	-	-	-	-	-
Pay Advances-Interest	-	-	-	-	-
Capital Lease-Principal	-	-	-	-	-
Capital Lease-Interest	-	-	-	-	-
Refund to Overlying Districts	-	-	-	-	-
Staff Costs	3,485	-	-	-	-
Audit Costs	-	-	-	-	-
Other	1,000	-	-	-	-
Total Outflows:	<u>\$ 4,485</u>	<u>\$ -</u>	<u>\$ -</u>	<u>\$ 120,500</u>	<u>\$ -</u>
Annual Net Cash Flow	<u>\$ (4,485)</u>	<u>\$ -</u>	<u>\$ -</u>	<u>\$ 835,898</u>	<u>\$ -</u>
Cash Balance (Deficit), December 31	<u>\$ (4,485)</u>	<u>\$ -</u>	<u>\$ -</u>	<u>\$ 835,898</u>	<u>\$ -</u>
Memo: Unrecovered Costs (Fav.)	\$ 4,805	\$ 4,805	\$ 4,805	\$ (711,093)	\$ -

Includes 2023 amounts as follows:

Eng Ped-Bike	Borrowing	120,000
Streets -- Street Trees	Cash	500
TOTAL		<u>\$ 120,000</u>
		\$ -

Tax Incremental Financing
TID #49 - Femrite Drive
 Inception 2021

	<u>2021 Actual</u>	<u>2022 Budget</u>	<u>2022 Projected</u>	<u>2023 Executive</u>	<u>2023 Adopted</u>
Cash Balance (Deficit), January 1	\$ -	\$ -	\$ -	\$ -	\$ -
Project Inflows:					
Incremental Revenues	-	-	-	-	-
Computer Reimbursement	-	-	-	-	-
Personal Property Aid	-	-	-	-	-
Payment on Advance	-	-	-	-	-
Interest Income	-	-	-	-	-
Proceeds from Borrowing	-	3,100,000	2,100,000	1,000,000	-
Developer Capital Funding	-	-	-	-	-
Application Fees	-	-	-	-	-
Other	-	-	-	-	-
Total Inflows:	<u>\$ -</u>	<u>\$ 3,100,000</u>	<u>\$ 2,100,000</u>	<u>\$ 1,000,000</u>	<u>\$ -</u>
Project Outflows:					
Engineering: Ped Bike	-	-	-	-	-
Engineering: Major Streets	-	800,000	-	800,000	-
Engineering: Storm Water	-	200,000	-	200,000	-
Engineering: Sewer Utility	-	-	-	-	-
Engineering: Other	-	-	-	-	-
Parks	-	-	-	-	-
Parking	-	-	-	-	-
PCED: Payments to Developers	-	2,100,000	2,100,000	-	-
PCED: Planning Studies	-	-	-	-	-
PCED: Affordable Hsg. Set Aside	-	-	-	-	-
PCED: Other	-	-	-	-	-
Traffic Engineering	-	-	-	-	-
Transit	-	-	-	-	-
Debt Service-Principal	-	-	-	210,000	-
Debt Service-Interest	-	-	-	63,000	-
Pay Advances-Principal	-	-	-	-	-
Pay Advances-Interest	-	-	-	-	-
Capital Lease-Principal	-	-	-	-	-
Capital Lease-Interest	-	-	-	-	-
Refund to Overlying Districts	-	-	-	-	-
Staff Costs	-	-	-	-	-
Audit Costs	-	-	-	-	-
Other	-	-	-	-	-
Total Outflows:	<u>\$ -</u>	<u>\$ 3,100,000</u>	<u>\$ 2,100,000</u>	<u>\$ 1,273,000</u>	<u>\$ -</u>
Annual Net Cash Flow	<u>\$ -</u>	<u>\$ -</u>	<u>\$ -</u>	<u>\$ (273,000)</u>	<u>\$ -</u>
Cash Balance (Deficit), December 31	<u>\$ -</u>	<u>\$ -</u>	<u>\$ -</u>	<u>\$ (273,000)</u>	<u>\$ -</u>
Memo: Unrecovered Costs (Fav.)	\$ -	\$ 3,100,000	\$ 2,100,000	\$ 3,163,000	\$ -

Includes 2023 amounts as follows:

Engineering - Major Streets: Ohmeda Drive	Carryforward Borrowing	800,000	-
Engineering - Storm Water: Ohmeda Drive	Carryforward Borrowing	200,000	-
TOTAL		<u>\$ 1,000,000</u>	<u>\$ -</u>

**Tax Incremental Financing
TID #50 - State Street
Inception 2022**

	<u>2021 Actual</u>	<u>2022 Budget</u>	<u>2022 Projected</u>	<u>2023 Executive</u>	<u>2023 Adopted</u>
Cash Balance (Deficit), January 1	\$ -	\$ -	\$ -	\$ -	\$ -
Project Inflows:					
Incremental Revenues	-	-	-	-	-
Computer Reimbursement	-	-	-	-	-
Personal Property Aid	-	-	-	-	-
Payment on Advance	-	-	-	-	-
Interest Income	-	-	-	-	-
Proceeds from Borrowing	-	600,000	600,000	15,600,000	-
Developer Capital Funding	-	-	-	-	-
Application Fees	-	-	-	-	-
Other	-	-	-	-	-
Total Inflows:	<u>\$ -</u>	<u>\$ 600,000</u>	<u>\$ 600,000</u>	<u>\$ 15,600,000</u>	<u>\$ -</u>
Project Outflows:					
Engineering: Ped Bike	-	-	-	-	-
Engineering: Major Streets	-	-	-	-	-
Engineering: Storm Water	-	-	-	-	-
Engineering: Sewer Utility	-	-	-	-	-
Engineering: Other	-	-	-	-	-
Parks	-	-	-	-	-
Parking	-	-	-	15,000,000	-
PCED: Payments to Developers	-	-	-	-	-
PCED: Planning Studies	-	-	-	-	-
PCED: Affordable Hsg. Set Aside	-	-	-	-	-
PCED: Other	-	600,000	600,000	600,000	-
Traffic Engineering	-	-	-	-	-
Transit	-	-	-	-	-
Debt Service-Principal	-	-	-	60,000	-
Debt Service-Interest	-	-	-	18,000	-
Pay Advances-Principal	-	-	-	-	-
Pay Advances-Interest	-	-	-	-	-
Capital Lease-Principal	-	-	-	-	-
Capital Lease-Interest	-	-	-	-	-
Refund to Overlying Districts	-	-	-	-	-
Staff Costs	-	-	-	-	-
Audit Costs	-	-	-	-	-
Other	-	-	-	-	-
Total Outflows:	<u>\$ -</u>	<u>\$ 600,000</u>	<u>\$ 600,000</u>	<u>\$ 15,678,000</u>	<u>\$ -</u>
Annual Net Cash Flow	<u>\$ -</u>	<u>\$ -</u>	<u>\$ -</u>	<u>\$ (78,000)</u>	<u>\$ -</u>
Cash Balance (Deficit), December 31	<u>\$ -</u>	<u>\$ -</u>	<u>\$ -</u>	<u>\$ (78,000)</u>	<u>\$ -</u>
Memo: Unrecovered Costs (Fav.)	\$ -	\$ 600,000	\$ 600,000	\$ 16,218,000	\$ -

Includes 2023 amounts as follows:

State Street Garage Redevelopment	Borrowing	15,000,000
Economic Development -- building imprv grants, façade grants, other grants, infrastructure, planning and related economic development initiatives -- Borrowing		600,000
TOTAL		<u>\$ 15,600,000</u>

**Tax Incremental Financing
TID #51 - South Madison
Inception 2022**

	<u>2021 Actual</u>	<u>2022 Budget</u>	<u>2022 Projected</u>	<u>2023 Executive</u>
Cash Balance (Deficit), January 1	\$ -	\$ -	\$ -	\$ -
Project Inflows:				
Incremental Revenues	-	-	-	-
Computer Reimbursement	-	-	-	-
Personal Property Aid	-	-	-	-
Payment on Advance	-	-	-	-
Interest Income	-	-	-	-
Proceeds from Borrowing	-	75,000	75,000	-
Developer Capital Funding	-	-	-	-
Application Fees	-	-	-	-
Other -- Transfer from Other TIDs	-	-	-	3,110,000
Total Inflows:	<u>\$ -</u>	<u>\$ 75,000</u>	<u>\$ 75,000</u>	<u>\$ 3,110,000</u>
Project Outflows:				
Engineering: Ped Bike	-	-	-	-
Engineering: Major Streets	-	-	-	-
Engineering: Storm Water	-	-	-	-
Engineering: Sewer Utility	-	-	-	-
Engineering: Other	-	-	-	-
Parks	-	-	-	-
Parking	-	-	-	-
PCED: Payments to Developers	-	-	-	-
PCED: Planning Studies	-	75,000	75,000	-
PCED: Affordable Hsg. Set Aside	-	-	-	-
PCED: Other	-	-	-	3,000,000
Traffic Engineering	-	-	-	110,000
Transit	-	-	-	-
Debt Service-Principal	-	-	-	7,500
Debt Service-Interest	-	-	-	2,250
Pay Advances-Principal	-	-	-	-
Pay Advances-Interest	-	-	-	-
Capital Lease-Principal	-	-	-	-
Capital Lease-Interest	-	-	-	-
Refund to Overlying Districts	-	-	-	-
Staff Costs	-	-	-	-
Audit Costs	-	-	-	-
Other	-	-	-	-
Total Outflows:	<u>\$ -</u>	<u>\$ 75,000</u>	<u>\$ 75,000</u>	<u>\$ 3,119,750</u>
Annual Net Cash Flow	<u>\$ -</u>	<u>\$ -</u>	<u>\$ -</u>	<u>\$ (9,750)</u>
Cash Balance (Deficit), December 31	<u>\$ -</u>	<u>\$ -</u>	<u>\$ -</u>	<u>\$ (9,750)</u>
Memo: Unrecovered Costs (Fav.)	\$ -	\$ 75,000	\$ 75,000	\$ 77,250

Includes 2023 amounts as follows:

Economic Development -- Land banking, affordable housing, dev loans	Cash	3,000,000
Traffic Engineering -- Town of Madison signage, lighting, markings	Cash	110,000
TOTAL		\$ 3,110,000



Glossary

Glossary

AGENCY: A unit of organization within the City. Agencies include departments, divisions, and utilities. Each agency is responsible for submitting to the Finance Director capital and operating budget requests outlining projected costs of operation for the upcoming fiscal year.

AMERICAN RESCUE PLAN ACT (ARPA): The American Rescue Plan Act of 2021 (ARPA) was passed by the U.S. Congress to provide for a strong and equitable recovery from the COVID-19 pandemic. ARPA provides \$350 billion directly to state and local governments, including the City of Madison, to respond to the impacts of the COVID-19 pandemic. Eligible uses for ARPA funds include addressing ongoing public health responses costs, addressing the negative economic impacts of COVID-19, and supporting city operations and government services. ARPA is a funding source for some capital projects in the 2022 CIP.

APPROPRIATION: The legislative authority to spend and obligate a specified amount from a designated fund account for a specific purpose.

BORROWING SCHEDULE: The plan for General Fund and Non-General Fund General Obligation (GO) borrowing during the period of the Capital Improvement Plan (CIP).

CANCELLATION: The removal of budget authority for a project or program. Authority may be cancelled because a project is delayed, the project is not moving forward, implementation is slowed, the project is completed under budget, or there is a change in the scope of the project.

CAPITAL BUDGET: The appropriations for capital projects, which comprise the first year of the Capital Improvement Plan.

CAPITAL IMPROVEMENT PLAN (CIP): The capital projects planned for the next six years in the capital budget. Only the first year of the Capital Improvement Plan is appropriated with the adoption of the capital budget. The remaining five years of budget information are presented as a plan for the future.

CAPITAL PROGRAM: A large scale *continuing* work plan which provides for lasting improvements to the City's infrastructure, assets, and services oftentimes funded by notes, bonds, and other borrowing methods.

CAPITAL PROJECT: A large scale work plan with a *defined start date and end date* which provides for lasting improvements to the City's infrastructure, assets, and services oftentimes funded by notes, bonds, and other borrowing.

CITYWIDE ELEMENT: Major topic areas that influence the quality of life in Madison, as defined by the Imagine Madison Comprehensive Plan. The Citywide Elements are:

- Culture and Character
- Economy and Opportunity
- Effective Government
- Health and Safety
- Green and Resilient
- Land Use and Transportation
- Neighborhoods and Housing

COMPENSATION GROUP: A grouping of job classifications based on shared attributes, professional and supervisory requirements, and work functions that are assigned to established salary ranges in the compensation plan.

DEBT SERVICE: Principal and interest payments on debt incurred by the City.

DEVELOPMENT IMPACT FEE ZONE: Geographically defined areas of the City that have been designated by the Common Council as areas in which development has created or may create the need for capital improvements to be funded in whole or in part by impact fees. The areas may be referenced in the Comprehensive Plan or Master Plan, and are shown on a Development Impact Fee Zones Map.

Glossary

DIRECT APPROPRIATION: Budget appropriations made for a specific activity or initiative but not housed within a specific agency. These appropriations fall under the purview of the Mayor.

EQUALIZED VALUE: The estimated value of all taxable real and personal property in each taxation district, by class of property, as of January 1, and certified by the State of Wisconsin Department of Revenue on August 15 of each year.

EXECUTIVE BUDGET: The Mayor's plan for expenditures and funding sources during the fiscal year. The plan reflects potential appropriations and is presented to the Common Council for their amendments and adoption at which time the funds are legally appropriated.

EXPENDITURE RESTRAINT PROGRAM: A state aid program that provides funding to municipalities that keep the growth in property tax supported spending to a calculated limit based on mills, the consumer price index, and net new construction.

EXPENDITURE TYPE: The category that describes the type of expenditure being made, for example, Building, Machinery and Equipment, Fiber Network.

FULL TIME EQUIVALENT POSITION (FTE): A term used to express the position count. A person working in a half-time position is considered to be working at 0.5 FTE.

FUNCTION: A grouping of agencies that provide like services. The functions identified within Madison's operating budget include: Administration, General Government, Library, Planning and Development, Public Safety and Health, and Public Works and Transportation.

FUND: A sum of money segregated for specific activities. Use of this money requires adherence to special regulations established for each fund. The funds identified within the City of Madison's Adopted Budget include: Capital Projects Fund, General Fund, Community Development Grants, Convention Center, Debt Service, Fleet Services, Golf Courses, Impact Fees, Insurance, Library, Loans, Metro Transit, Other Grants, Other Restricted, Parking Utility, Public Health Madison & Dane County, Sewer Utility, Stormwater Utility, Water Utility, Worker's Compensation, and Community Development Authority.

FUNDING SOURCE: Income received which supports an appropriation. Funding sources include General Obligation borrowing, federal and state grants, special assessments, etc.

GENERAL FUND: A central fund into which most of the City's tax and unrestricted revenues are budgeted to support basic City operations.

GENERAL OBLIGATION (GO) BORROWING: A type of municipal borrowing that is secured by the City's available resources, including tax revenues, to repay the debt.

General Fund GO Borrowing: General Obligation Borrowing that is funded by the City's General Fund which comprises most of the City's tax revenues and unrestricted revenues.

Non-General Fund GO Borrowing: General Obligation Borrowing that is funded by sources other than the General Fund. These include enterprise funds such as Stormwater and Metro.

HOLDING COSTS: Expenses for upkeep and maintenance of the unoccupied areas of the Tax Increment Financing (TIF) district properties throughout Madison.

HORIZON LIST: A list of projects not included in the Capital Improvement Plan but that will continue to be studied and analyzed for inclusion in a future CIP. Projects on this list have specific outstanding items that must be addressed prior to inclusion in a future CIP.

Glossary

IMAGINE MADISON: Madison’s Comprehensive Plan (most recently updated in 2018), outlining policies and actions impacting City budgets, ordinances, and growth. The plan update, which was guided by community input, looks 20 years into the future and seeks opportunities to address long term issues, but focuses on action steps to guide the City’s near term efforts.

IMPACT FEE: A fee imposed on developers in order to pay the capital costs to construct, expand or improve public facilities which are necessary to accommodate new development or any improvements made to existing development in the City as a whole or in designated development impact fee zones. The City currently receives fees from 16 zones that pay for park infrastructure, parkland acquisitions, transportation improvements, Stormwater facilities and sanitary sewer improvements.

LEVY (PROPERTY TAX): Taxes levied on all taxable property within the City of Madison. The annual levy is determined by the amount of funding needed to support ongoing operating functions of the City. The property tax represents 73% of Madison’s total General Fund budget.

LEVY LIMIT: A state law providing the maximum amount a municipality may implement as property tax calculated as the prior year levy plus the percentage increase in equalized value from net new construction, with certain exceptions such as general obligation debt service.

MAJOR: A set of like accounts defining the nature of expenditures. Major objects within the City of Madison’s chart of accounts include:

<i>Revenues</i>	<i>Personnel Expenses</i>	<i>Non-Personnel Expenses</i>
<ul style="list-style-type: none">• General Revenues• Intergovernmental Revenues• Charges for Services; Licenses and Permits; and other sources	<ul style="list-style-type: none">• Salaries• Fringe Benefits	<ul style="list-style-type: none">• Supplies• Purchased Services• Debt and Other Financing• Inter Departmental Billings• Inter Departmental Charges• Transfers Out

MILL RATE: A figure used to represent the amount per \$1,000 of the assessed value of property which then is used to determine the amount of property tax.

NEIGHBORHOOD RESOURCE TEAM (NRT): Staff teams that work together to focus on priorities identified by a specific neighborhood. The mission of Neighborhood Resource Teams is to encourage and enhance communication, coordination, and relationship building among City staff, residents, and other stakeholders to promote equity and improve the quality of life for Madison residents.

NET NEW CONSTRUCTION: The percentage calculated from the ratio of new construction value to the total equalized property value in the City, used in calculating state levy limits and expenditure restraint program limits.

OPERATING BUDGET: A plan, approved by the Mayor and Common Council, appropriating funds to agencies for operating costs during the upcoming year. This plan establishes legal expenditure authority for agencies to carry out business as authorized in the adopted budget. Amendments to the operating budget that exceed \$5,000 are subject to super majority approval by the Common Council.

Glossary

PAVEMENT RATING: A scale for measuring roadway quality ranging from 0-10, used to document the roadway condition throughout the City of Madison. Pavement ratings are updated biennially.

1	2	3	4	5	6	7	8	9	10
Poor	Deficient			Adequate				New	

PAYMENT IN LIEU OF TAX (PILOT): A payment made by entities exempt from the property tax to reflect services received from the City.

RACIAL EQUITY AND SOCIAL JUSTICE INITIATIVE (RESJI): An initiative within the City of Madison focused on establishing racial equity and social justice as core principles in all decisions, policies and functions of the City of Madison.

REAUTHORIZATION: Funding appropriated in one year that will not be expended in that year and is appropriated by the Common Council in the following year's budget for the same purpose.

REVENUE BONDS: Debt funding for capital projects and programs that is secured by a specified revenue source, for example, payments made by rate payers for water or sewer services.

SERVICE: An activity or set of activities performed by an agency that has identifiable costs for budgetary purposes and a clear purpose with measurable objectives.

SPECIAL ASSESSMENTS: Charges designated for improvements and services provided to real property within the City and charged to the property owners. Examples of improvements funded by special assessments include sewer repair and sidewalk replacement.

TAX INCREMENT: The amount obtained by multiplying the total county, city, school and other local general property taxes levied on all taxable property within a tax incremental district in a year by a fraction having as a numerator the value increment for that year in the TID and as a denominator that year's equalized value of all taxable property in the TID. In any year, a tax increment is "positive" if the value increment is positive.

TAX INCREMENTAL BASE (BASE VALUE): The aggregate value, as equalized by the Wisconsin Department of Revenue, of all taxable property located within a Tax Increment District (TID) on the date as of which the TID is created.

TAX INCREMENT DISTRICT (TID): A geographical area, made up of contiguous whole units of property. A TID does not include any area identified as a wetland, as defined in State Statute.

TAX INCREMENT FINANCING (TIF): TIF is a public financing method that serves two primary functions. The first function is to fund certain capital improvements. The second function is, when a private project has demonstrated financial need and met the "but for" test as proscribed in State Statute, to provide public financial assistance to private developments in a tax increment district. (For a full list of eligible project costs, consult State Statute 66.1105.)

TAXES ON AVERAGE VALUE HOME (TOAH): A calculation used to reflect the impact of budgetary decisions on the property tax levy by calculating the impact on the average assessed property value of a single family home.

VALUE INCREMENT: The equalized value of all taxable property in a TID in any year minus the tax incremental base. In any year "value increment" is positive if the tax incremental base is less than the aggregate value of taxable property as equalized by the Wisconsin Department of Revenue; it is negative if that base exceeds the aggregate value.

[This page intentionally left blank.]

FINANCE DEPARTMENT

210 Martin Luther King Jr Blvd, Madison, WI 53703

OFFICE OF BUDGET & PROGRAM EVALUATION

FINANCE DIRECTOR
David Schmiedicke

BUDGET & PROGRAM EVALUATION MANAGER
Christine Koh

BUDGET POLICY ANALYSTS
Ryan Pennington
Elizabeth York

DATA & INNOVATION MANAGER
Eleanor Anderson

DATA ANALYSTS
Jessica Jones
Nathan Shipley





CITY OF
MADISON