



# 2018 Annual Report Alaska Division of Insurance

# FROM THE DIRECTOR

**The Honorable Michael J. Dunleavy, Governor of the State of Alaska**  
**Julie Anderson, Commissioner of the Department of Commerce, Community, and Economic Development**  
**Members of the Alaska State Legislature**

In accordance with AS 21.06.110, it gives me great pride to present the 80th annual report of the Division of Insurance. This report covers activity from calendar year 2017 and fiscal year 2018, which ended on June 30, 2018.

The mission of the Division of Insurance is to regulate the insurance industry to protect Alaskan consumers. We take our charge seriously and strive to provide a state-based regulatory framework that is both protective of our consumers and responsive to national and international trends. The division's experienced and knowledgeable staff enforces the consumer protections provided under Title 21. The staff is also committed to nurturing a strong and competitive market to provide a full spectrum of insurance products in individual and commercial markets.

The division received a five-year accreditation through the National Association of Insurance Commissioners (NAIC) in December of 2017. The NAIC is the umbrella organization that coordinates policies between states, and sets national standards for training and compliance within state regulatory organizations. Satisfying and documenting compliance with accreditation requirements was a tremendous accomplishment for the division's financial section staff. The financial examinations section also completed five examinations to help ensure the ongoing solvency of Alaska insurers.

In 2018, the division utilized federal grant funds under the "Health Enforcement and Consumer Protection Grant" to finalize regulations and procedures to meet national health insurance models for utilization review, internal grievances and external review and applied for additional federal funds to identify ways to strengthen Alaska's health insurance market through the "State Flexibility to Stabilize the Market Grant". In cooperation with the Alaska Chamber of Commerce, Foraker Group, United Way, and National Federation of Independent Businesses, we collected information from small businesses throughout the state. This data will be used to develop policy strategies to assist small businesses to afford health insurance plans for their employees.

The division continues to remain actively engaged with our federal delegation as healthcare policy changes unfold at the national level. Alaska has received national attention and accolades for the division's work with the Centers for Medicare and Medicaid Services and our successful 1332 waiver.

In conjunction with the Alaska Reinsurance Program, which was created to avert an individual healthcare market collapse, the division was awarded the first 1332 innovation waiver for reinsurance in the nation. Alaska's unique approach is now being followed by several other states.

The division's participation in the National Association of Insurance Commissioners (NAIC) allows the division to influence model laws and to stay apprised of future insurance trends. We represent Alaska in the following committees, task forces, and work groups at the NAIC: Health Actuarial, Casualty Actuarial and Statistical, Workers' Compensation, Cybersecurity, Producer Licensing, Information Systems, and Senior Issues. I continue to represent Alaska as a member of the Executive Committee, as well as serving on the Health Insurance and Managed Care Committee and Market Regulation and Consumer Affairs Committee and as chair of the American Indian and Alaska Native Liaison Committee.

The Division of Insurance is proud of the positive impact we have had on stabilizing the individual healthcare market and of our consumer protection efforts. Though we continue to face many challenges, we are committed to fostering economic growth and improved access to affordable healthcare through a robust insurance market.

We thank the department, the administration, and the legislature for their continued support. We pledge to continue our efforts to make the Alaska insurance market function effectively and to never forget those we serve or our reason for existing: to protect the consumers of Alaska.

Respectfully submitted,



Lori Wing-Heier

Director

# Alaska Division of Insurance

**Administration** establishes division policies and procedures; directs and supports activities of the division.

**Investigations** investigates fraudulent insurance activity and operation without a license or certificate of authority; liaises with federal, state, and municipal law enforcement agencies.

**Consumer Services** investigates consumer inquiries and complaints against insurance companies and producers to help ensure fair treatment to policyholders.

**Actuarial/Filings** provides information and analysis on all types of insurance to other sections; ensures that policy language accurately reflects benefits; ensures that rates are not excessive, inadequate, or unfairly discriminatory; and ensures that forms are not deceptive or misleading.

**Market Regulation** monitors all regulated entities in the Alaska insurance market for compliance with Alaska laws and regulations, using targeted examinations or market analysis.

**Actuaries** assist in monitoring insurers' solvency and compliance with Alaska laws; conduct insurer examinations; and collect and analyze data to develop more effective insurance regulation.

**Financial Reports and Audits** enforces statutes and regulations on tax and surplus lines; collects premium tax revenue for the state; conducts premium tax audits of surplus lines broker licensees; and proposes necessary changes to statutes and regulations for a healthy marketplace and protection of the public.

**Financial Examinations** enforces financial solvency-related statutes and regulations; conducts company and agency financial analyses and examinations; issues certificates of authority to domestic insurers and companies admitted to do business in Alaska; reviews purchasing group applications; reviews certificate of authority amendments; and recommends appropriate regulatory actions against violators of Alaska insurance laws and regulations.

**Licensing** administers the licensing and continuing education requirements for all persons seeking insurance licensure in Alaska.

Deputy Commissioner

Commissioner

Department of Commerce, Community and Economic Development

Administration

Director

Consumer Services

Licensing

Deputy Director

Investigations

Property/Casualty Actuarial/Filings/Market Reg.

Life/Health Actuarial/Filings/Market Reg.

Financial Reports & Audits

Financial Examinations

# ANNUAL REPORT 2018

## Revenue

Revenue, Appropriations, Expenditures 5  
Total Premiums Written 5  
Premium Tax Rates 6  
Tax Credit 6

## Administrative

Legislation 8  
Bulletins 8  
Regulatory Orders 8  
Regulatory Adoption Orders 8  
Disciplinary Orders 9

## Consumer Complaints and Investigations

Complaints by Line of Coverage 11  
Reason for Complaints 11  
Complaint Cases by Year 11  
Complaint Outcomes 12  
Companies with Five or More Complaints 12  
Investigations 12  
Consumer Satisfaction Survey 13

## Actuarial

Rates and Forms 15  
Advisory Organizations 15  
Rating and Joint Underwriting Organizations 16  
Alaska Automobile Plan 17  
Workers Compensation Assigned Risk Plan 18

## Producer Licensing

Licensing Statistics by Class 20  
Resident Licensing Examinations 20

## Company Certificate of Authority

Admitted by Type 21  
New Admitted Insurers 21  
Domestic Insurers 21  
Mergers and Surrenders 22  
Suspension and Revocation Orders 22  
Redomestications 22  
Name Changes 23  
Financial Exams 23  
Authority Amendments 23

## Life Insurers

Recap 25  
Fraternal 25  
Admitted Companies 26-29  
Life Market Share 30-31  
Annuity Market Share 31  
Total Business 32-40

## Health Insurers

Recap 42  
Claims Survey 42  
Individual 43  
Group 44  
Admitted Companies 45  
Market Share 46  
Total Business 47-51

## Property/Casualty Insurers

Recap 53  
Admitted Companies 54-61  
Market Share 62-68  
Total Business 69-76  
Title Companies 76

## Surplus Lines, Unauthorized, Nonadmitted

Surplus Lines Premiums 78  
Premium Tax Audits 78  
Unauthorized and Independently Procured Premiums and Taxes 79  
Non-Admitted Premiums and Taxes 80

## Guaranty Associations

Alaska Insurance Guaranty Association 81-82  
Alaska Life and Health Insurance Guaranty Association 83

## Risk Retention Groups 84

## Purchasing Groups 85-86

## Consumer Information 87

## Contact the Division of Insurance 87

## REVENUE, APPROPRIATION, AND EXPENDITURE

Fiscal Year	2014	2015	2016	2017	2018
Fees	9,249,933*	9,954,515**	12,287,577	10,551,931	10,596,987
Taxes & Penalties	54,716,101	64,121,903***	61,842,174***	60,337,563	69,758,743
Total Revenue	63,963,034	74,076,418	75,711,859	70,889,269	82,142,729
Appropriation	7,619,200	7,287,700	7,101,800	7,095,000	7,148,000
Expenditure	7,291,200	6,804,181	4,122,354	6,672,070	6,623,880

\*Includes \$1.0 million of carry-forward revenues from prior fiscal year. Fiscal year begins July 1.

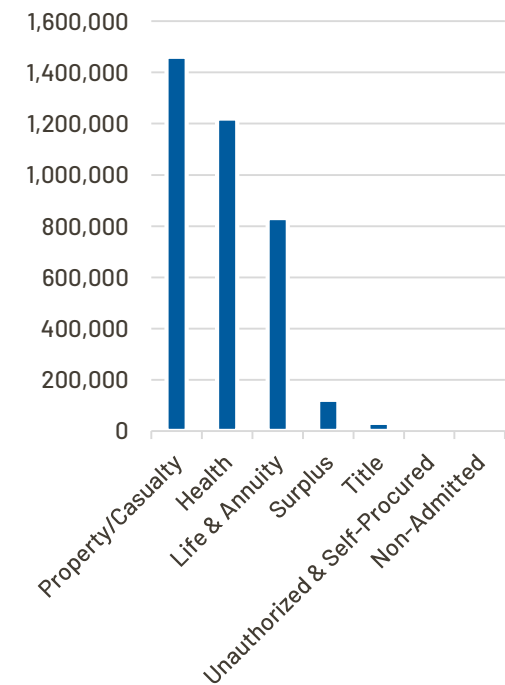
\*\*Collected as of 1/7/15 from the Alaska State Accounting System (AKSAS). Includes \$1.0 million of carry-forward revenues from prior fiscal year.

\*\*\*Includes Workers Compensation tax transferred to Dept. of Labor.

## TOTAL PREMIUMS WRITTEN (\$000)

Calendar Year	2013	2014	2015	2016	2017
Property/Casualty includes Risk Retention Groups and Automobile Service Corporations	1,636,680	1,629,604	1,555,269	1,460,966	1,460,917
Health includes Hospital and Medical Service Corporations, Fraternal, Life, and Property & Casualty	878,955	964,092	1,136,051	1,189,741	1,219,400
Life & Annuity includes Fraternal	740,169	1,292,158	921,393	796,433	831,518
Title	35,544	27,198	32,493	31,245	31,270
Surplus includes Wet Marine	118,024	129,445	126,207	122,569	122,189
Unauthorized & Self-Procured Direct Placement	1,142	1,202	1,289	2,311	1,325
Non-Admitted	178	861	754	742	783
Total	3,410,692	4,044,560	3,773,456	3,604,007	3,667,402

## 2017 PREMIUMS BY LINE



## PREMIUM TAX RATES

Admitted	%
Domestic and Foreign Life, Health, Property/ Casualty, and Risk Retention Groups Except Wet Marine and Transportation (Total direct premiums less dividends/returns)	2.70
Individual Life (Premium up to \$100,000)	2.70
(Premium in excess of \$100,000)	0.08
Hospital and Medical Service Corporations (Gross premiums less claims paid)	6.00
Wet Marine and Transportation (Gross underwriting profit)	0.75
Automobile Service Corporations (Total direct premiums less dividends/returns)	2.70
Title (Gross premium)	1.00
Multiple Employer Welfare Arrangements (Total contributions less excess of loss and pass through premiums)	2.70
<b>Surplus Lines</b>	
Property/Casualty Except Wet Marine and Transportation (Gross premiums less returned premiums)	2.70
Wet Marine and Transportation (Gross premiums)	0.75
Filing Fee for all Surplus Lines Transactions (Gross premiums less returned premiums)	1.00
<b>Unauthorized and Independently Procured</b>	
Wet Marine and Transportation (Gross premiums)	0.75
All Other Lines (Gross premiums)	3.70

## TAX CREDITS CLAIMED 2017

	Contribution	Credit Claimed
Education AS 21.96.070	\$0	\$0
Alaska Fire Standards Council AS 21.96.075	\$0	\$0
Film AS 21.09.210	N/A	\$2,855,905

### Late Payment Fee

Late fees are assessed at \$50 per month + 5% of the tax due per month or part of a month, up to a maximum of \$250 + 25% of the tax due and interest of 1% per month or part of a month.

If payment is not received by the Automated Clearing House payment method through OPTins, a penalty of 25% of the tax due is assessed, with a minimum of \$100 and maximum of \$2,000.

### Tax credits

Available for education, film, and Alaska Fire Standards Council contributions.

# ADMINISTRATIVE

Legislation **8**

Bulletins **8**

Regulatory Orders **8**

Regulatory Adoption Orders **8**

Disciplinary Orders **9**

## LEGISLATION PASSED IN 2018

<a href="#">HB 79</a>	An Act relating to workers' compensation; relating to the second injury fund; relating to service fees and civil penalties for the workers' safety programs and the workers' compensation program; relating to incorporation of reference materials in workers' compensation regulations; excluding independent contractors from workers' compensation coverage; establishing the circumstances under which certain nonemployee executive corporate officers and members of limited liability companies may obtain workers' compensation coverage; establishing a legislative workers' compensation working group; and providing for an effective date
<a href="#">HB195</a>	An Act relating to insurer actions based on credit history and insurance scores at insurance policy renewal; and providing for insurer consideration of consumer requests for exceptions of credit history or insurance scores.
<a href="#">HB240</a>	An Act relating to prescription prices available to consumers; relating to penalties for certain pharmacy or pharmacist violations; relating to the registration and duties of pharmacy benefits managers; relating to procedures, guidelines, and enforcement mechanisms for pharmacy audits; relating to the cost of multi-source generic drugs and insurance reimbursement procedures; relating to the duties of the director of the division of insurance; and providing for an effective date
<a href="#">HB 401</a>	An Act relating to insurance; relating to credit for reinsurance; relating to insurance standard valuation; and providing for an effective date.
<a href="#">HB 403</a>	An Act relating to the Alaska Life and Health Insurance Guaranty Association; and providing for an effective date.
<a href="#">SB 165</a>	An Act relating to the Alaska Comprehensive Health Insurance Fund; and providing for an effective date.

## REGULATORY ADOPTION ORDERS FY 2018

<a href="#">RA 17-01a</a>	Adoption of Regulations Dealing with Motor Vehicle Service Contracts
<a href="#">RA 17-02a</a>	Adoption of Regulations Dealing with Health Care Insurer Utilization Review and Benefit Determinations

## BULLETINS FY 2018

<a href="#">B 18-01</a>	Insurance Coverage for Contractors and Subcontractors Workers' Compensation Division and DOI Joint Bulletin
<a href="#">B 18-02</a>	Eligible Surplus Lines Insurers in the State of Alaska (Superseded by B18-11)
<a href="#">B 18-03</a>	Extended License & Registration renewal window
<a href="#">B 18-04</a>	Annual Survey on Health Insurance
<a href="#">B 18-05</a>	Health Care Insurer Utilization Review and Benefit Determinations, Grievance Procedures, and External Review Regulations
<a href="#">B 18-06</a>	Insurers Writing Workers' Compensation Insurance in Alaska and Other Interested Parties
<a href="#">B 18-07</a>	Non-Grandfathered Plan Extended Transition
<a href="#">B 18-08</a>	Revised Standards for the Use of Credit Information in Insurance Rating and Underwriting
<a href="#">B 18-10</a>	Insurer Certification and Annual Reporting
<a href="#">B 18-11</a>	Eligible Surplus Lines Insurers in the State of Alaska
<a href="#">B 18-12</a>	Notice of Protection Provided by The Alaska Life and Health Insurance Guaranty Association
<a href="#">B 18-13</a>	Transition Date for Health Care External Review Process

## REGULATORY ORDERS FY 2018

<a href="#">R 18-01</a>	Order Authorizing Placement of Workers' Compensation Coverage with a Nonadmitted Insurer
<a href="#">R 18-02</a>	Order Authorizing Placement of Workers Compensation Coverage with a Nonadmitted Insurer
<a href="#">R 18-03</a>	Order Adopting Protection Provided by the Alaska Life and Health Insurance Guaranty Association
<a href="#">R 18-04</a>	NCCI Loss Cost Filing Approval Order



## DISCIPLINARY ORDERS FY 2018

<p><a href="#">D17-07</a> RT Specialty LLC</p>	<p>36 violations of AS 21.34 were identified that were within the control of RT to correct in order to comply with Alaska insurance laws. 22 of the violations of AS 21.34 subjected RT to civil penalties under AS 21.34.230. RT agreed to pay a civil penalty in the amount of \$30,000.</p>
<p><a href="#">D17-08</a> Gerald J Sullivan &amp; Assoc. Of Oregon LLC</p>	<p>27 violations of AS 21.34 were identified that were within the control of Sullivan to correct in order to comply with Alaska insurance laws. Nine of the violations of AS 21.34 subjected Sullivan to civil penalties under AS 21.34.230. Sullivan agreed to pay a civil penalty in the amount of \$10,000.</p>
<p><a href="#">D17-09</a> Yourpeople Inc. d/b/a: Zenefits FTW Insurance Services</p>	<p>Yourpeople agreed to pay a civil penalty under AS 21.27.440 in the amount of \$30,000 for unlicensed activity identified in a Price Waterhouse Cooper report that indicated there were 16 instances in which potential licensing violations had occurred in the state, either because individuals affiliated with Yourpeople had transacted insurance in the state without proper licensure, or there was a statistically calculated possibility that such activity had occurred.</p>
<p><a href="#">D17-10</a> Griffin Underwriting Services</p>	<p>15 violations of AS 21.34 were identified that were within the control of Griffin to correct in order to comply with Alaska insurance laws. Eleven of the violations of AS 21.34 subjected Griffin to civil penalties under AS 21.34.230. Due to the violations having occurred within the two calendar years cited in Stipulated Agreement and Order D14-02, the previously suspended portion of \$5,000 became subject to reinstatement. Griffin agreed to pay a civil penalty in the amount of \$20,000.</p>

<p><a href="#">D17-11</a> Richard Frye</p>	<p>Under AS 21.27.410 and AS 21.27.025, the producer license issued to Richard Frye was revoked for demonstrated untrustworthiness in failing to respond to the division's inquiry concerning a background report items and failure to notify the director of a change in address.</p>
<p><a href="#">D17-12</a> Maximum Senior Benefits (MSB)</p>	<p>MSB agreed to pay a civil penalty under AS 21.36.910 in the amount of \$5,000 for a violation of AS 21.36.030(a)(10), a mailing which failed to designate the name of the insurer providing the coverage or about which the statements in the mailing were made.</p>
<p><a href="#">D18-01</a> Charlene Marie Griggs</p>	<p>Due to Griggs' failure to provide evidence of receiving a passing score on a knowledge and competence examination or to request cancellation of her license, the director revoked Griggs' license as is required under AS 21.27.840(c).</p>
<p><a href="#">D18-02</a> Robert Eisenberg</p>	<p>Eisenberg agreed to pay a civil penalty under AS 21.27.440 in the amount of \$902.88 for the unlicensed activity that occurred between October 17, 2017, and November 20, 2017.</p>

# CONSUMER COMPLAINTS AND INVESTIGATIONS

Complaints By Line of Coverage **11**

Reason For Complaints **11**

Complaint Cases By Year **11**

Complaint Outcomes **12**

Companies with Five or More Complaints **12**

Investigations **12**

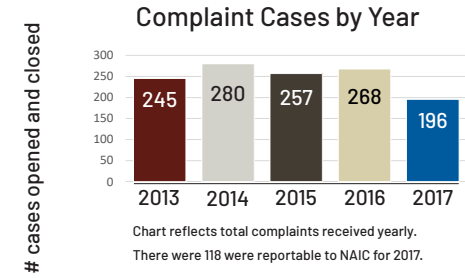
Consumer Satisfaction Survey **13**

## CONSUMER COMPLAINTS 2017

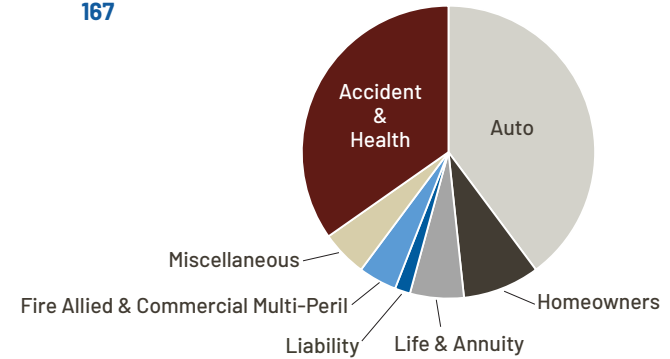
Complaints by Line*	
<b>Auto</b>	<b>47</b>
Commercial	3
Motorcycle	1
Private Passenger	42
Group Private Passenger	1
<b>Homeowners</b>	<b>10</b>
Homeowners	8
Renters /Tenants	2
<b>Accident/Health</b>	<b>41</b>
Credit	0
Group	14
Individual	27
<b>Life &amp; Annuity</b>	<b>7</b>
Credit Life	0
Group Annuity	0
Group Life	3
Individual Life	4
<b>Miscellaneous</b>	<b>6</b>
State Specific	2
Workers' Compensation	3
Watercraft	1
<b>Fire Allied &amp; CMP</b>	<b>5</b>
Commercial Multi-Peril	5
<b>Liability</b>	<b>2</b>
General	1
Professional Errors & Omissions (E&O)	1
<b>Total Complaints by Line</b>	<b>118</b>

Reason for Complaint*	
<b>Underwriting</b>	<b>20</b>
Cancellation	12
Unfair Discrimination	1
Non-renewal	3
Premium & Rating	4
<b>Policyholder Services</b>	<b>15</b>
Delays/No Response	1
Involuntary Termination	1
Notice Requirements	1
Payment Not Credited	2
Policy Delivery	1
Premium Notice/Billing	6
Premium Refund	3
<b>Marketing/Sales</b>	<b>9</b>
Adjuster Working for a Company Not Licensed	1
Misrepresentation	6
Other Violation of Insurance Law/Regulation	1
Premiums Misquoted	2
<b>Claims Handling</b>	<b>123</b>
Adjuster Handling	7
Comparative Negligence	2
Coordination of Benefits	2
Co-pay Issues	1
Delays	31
Denial of Claim	36
Internal Appeal	1
Medical Necessity	3

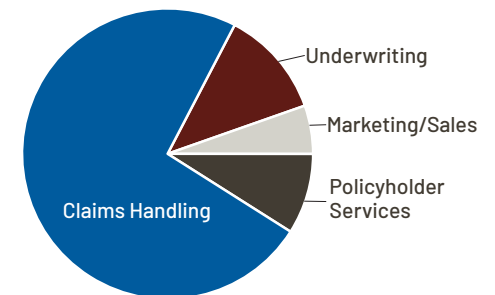
Reason for Complaint*	
No Preauthorization	2
Out-of-Network Benefits	4
Pharmacy Benefits	2
Preexisting Condition	1
Prompt Pay	5
Recoupment	1
Unsatisfactory Settlement	24
Usual, Customary, Reasonable Charges	1
<b>Total Reasons for Complaints</b>	<b>167</b>



Complaints by Line 2017



Reason for Complaint 2017



\*Multiple reasons may be assigned to a single complaint.

## CONSUMER COMPLAINTS 2017

### Companies with Five or More Complaints

	Alaska Direct Premiums (\$000)				% of AK Market	Expected # Based on % of Market**	Actual # of Complaints	Actual as % of Total
	Life	Health	P&C	Total				
Allstate Ins Group	\$2,138	\$1,243	\$102,329	\$105,709	2.5%	2.0%	8	6.8%
Berkshire Hathaway Group	\$3	-	\$106,718	\$106,721	2.9%	2.1%	13	11.0%
Country Ins Group	\$2,165	\$138	\$32,115	\$34,418	2.7%	0.7%	5	4.2%
Oregon Dental Group	-	\$12,043	-	\$12,043	4.2%	0.2%	11	9.3%
Premera Blue Cross Group	\$1	\$832,243	-	\$832,244	18.6%	16.0%	14	11.9%
Progressive Group	-	-	\$59,909	\$59,909	1.5%	1.2%	6	5.1%
State Farm	\$15,310	-	\$223,700	\$239,010	6.3%	4.6%	7	5.9%
United Serv Automobile Assn Grp	\$4,918	\$734	\$125,272	\$130,924	3.5%	2.5%	6	5.1%
United Healthcare Group	\$35	\$61,962	-	\$61,997	1.4%	1.2%	7	5.9%
Total Companies 5+ Complaints				\$1,582,975	43.8%	30.4%	77	65.3%
Total All Other Companies				\$3,622,505	56.2%	69.6%	41	34.7%
Total - All Licensed Companies				\$5,205,480	100.0%	100.0%	118	100.0%

Compiled using NAIC Standard Complaint Data Guidelines.

\*\*The anticipated number of complaints based on the company's total premium written in Alaska.

\*\*\*Those that had four or fewer complaints.

**Consumer services assisted in the recovery of \$1,679,460 for consumer complaints initiated in 2017**

**The Investigations section successfully prosecuted four cases in Alaska State District Court in FY 2018**

### Outcome

Claim Settled	6
Company Position Upheld	74
Company Position Overturned	10
Compromise/Settlement/Resolution	25
Contract Provision/Legal Issue	11
No Action Requested/Required	2
State Specific	1
<b>Total</b>	<b>129</b>

### INVESTIGATIONS FY 2018

Type of Case	Cases Opened	Cases Closed	Convictions	Warning Letters	Licensing Actions
Agent Fraud	6	6	1		
Bail Bonds		1			
Case Assessment	4	4			
Claimant Fraud	48	44	2	22	
Insurance Document Fraud		1	1		
License Applicant					
Medical Care Provider Fraud					
Operating without a License					
Other Agency Assist	2	1			
<b>Total Cases</b>	<b>60</b>	<b>56</b>	<b>4</b>	<b>22</b>	

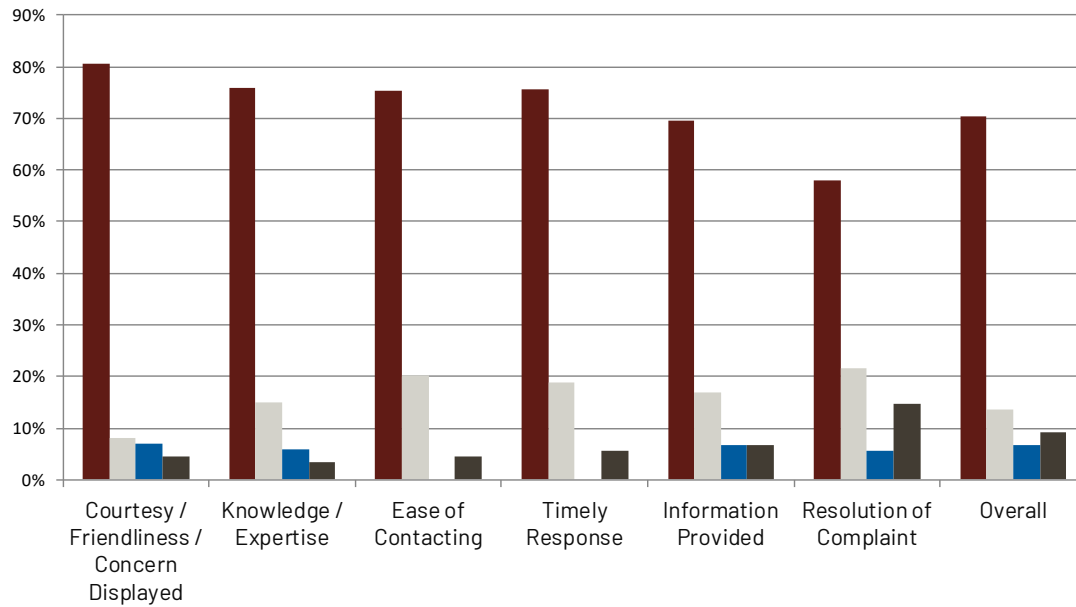
\*27 cases closed from prior years

## CONSUMER SATISFACTION SURVEY 2017

The survey was sent to consumers after they contacted the division and filed a complaint regarding an insurance company.

### How satisfied are you with the service provided by the Division of Insurance?

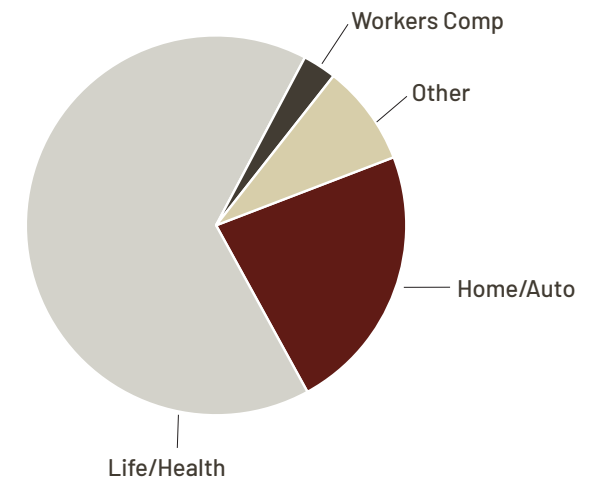
	Very Satisfied	Somewhat Satisfied	Somewhat Dissatisfied	Very Dissatisfied	Responses
Courtesy / Friendliness / Concern Displayed	15	2	2	1	20
Knowledge / Expertise	15	3	2	1	21
Ease of Contacting	15	6	0	0	21
Timely Response	14	7	0	1	22
Information Provided	14	5	0	2	21
Resolution of Complaint	13	6	0	3	22
Overall	14	4	1	1	20



■ Very Satisfied 
 ■ Somewhat Satisfied 
 ■ Somewhat Dissatisfied 
 ■ Very Dissatisfied

### What Is your complaint about?

		Responses
Home / Auto	23%	8
Life / Health	66%	23
Workers Comp	3%	1
Other	8%	3
Total		35



# ACTUARIAL

Rates and Forms **15**

Advisory Organizations **15**

Rating Organizations **16**

Joint Underwriting Organizations **16**

Alaska Automobile Plan **17**

Workers Compensation Assigned Risk Plan **18**

## RATES & FORMS 2017

### Filings Received

Approved	1,208
Authorized	1,248
Disapproved	58
Withdrawn	275
Other	792
Total	3,581

\*Many of the filings in this category have been questioned and are pending responses from insurers to correct deficiencies.

## ADVISORY ORGANIZATIONS

Advisory organizations, licensed by the division under AS 21.39.100, are organizations of insurers that assist insurers and rating organizations in rate making by collecting and furnishing loss and loss expense statistics or by submitting recommended rates or loss costs to the division. Advisory organizations include entities referred to elsewhere as statistical agents. Advisory organizations do not make filings on behalf of insurers.

## RATING ORGANIZATIONS

Rating organizations, licensed by the division under AS 21.39.060, make filings on behalf of insurers. Rating organizations may file policy forms, manual rules, loss costs, or final rates on behalf of member and subscriber insurers and must allow all insurers that desire to become members to do so. All rating organizations and insurers may cooperate in rate making to the extent permitted under AS 21.39.

## JOINT UNDERWRITING ORGANIZATIONS

Joint underwriting organizations are groups of insurers formed to insure a specific risk (e.g. aviation, pollution, or large marine) that would otherwise be too large for one insurer to insure. Each individual insurer assumes a portion of the risk. Joint underwriting organizations are not licensed by the division but are subject to regulation under AS 21.39.110.

## ADVISORY ORGANIZATIONS

Organization	Contact	Address	Phone, Fax	Agent for Service	Address	Last Exam on File
Hwy Loss Data Institute	Michele Fields, General Counsel	1005 North Glebe Rd Arlington, VA 22201-4571	T: (703) 247-1600 F: (703) 247-1595	Christina Lockett	9360 Glacier Hwy, Ste 202 Juneau, AK 99801	
Independent Statistical Service (Subsidiary of Property Casualty Insurers Association of America)	Susan Miller, Senior Vice President & General Manager	8700 W. Bryn Mawr Ste 1200S Chicago, IL 60631-3512	T: (847) 553-3626 F: (847) 297-5064	Corporation Service Company	9360 Glacier Hwy, Ste 202 Juneau, AK 99801	12/31/2012 Multi-state by IL and ME
ISO Data, Inc.	Mary Van Sise, Asst Vice President Govt Relations	545 Washington Blvd Jersey City, NJ 07310-1686	T: (201) 469-2652	United States Corp. Co.	9360 Glacier Hwy, Ste 202 Juneau, AK 99801	12/31/2011 Multi-state by NJ, ME and NY
National Independent Statistical Service	David H. Conrad, President	PO Box 68950 Indianapolis, IN 46268-0950	T: (317) 876-6200 F: (317) 876-6210	Delores Owen	9360 Glacier Hwy, Ste 202 Juneau, AK 99801	12/31/2011 Multi-state by IN
Oden A West Business	Sylvia Chipp Insall	7645 East 63rd St, Ste 200 Tulsa, OK 74133-1208	T: (918) 556-5305 F: (918) 610-9985	Corporation Service Company	9360 Glacier Hwy, Ste 202 Juneau, AK 99801	

## RATING ORGANIZATIONS

Organization	Contact	Address	Phone, Fax	Agent for Service	Address	Last Exam on File	License Expires
AIPSO	David L. Kohlhammer, President	302 Central Ave Johnston, Rhode Island 02919	T: (401) 946-2310 F: (401) 528-1350	Corporation Service Company	9360 Glacier Hwy, Ste 202 Juneau, AK 99801	06/30/2014 Multi-state led by RI	12/31/2020
American Association of Insurance Services	Kevin Ross, Sr. Director of Government Affairs	701 Warrenville Rd. Ste 100 Lisle, IL 60532	T: (630) 681-8347 F: (630) 681-8356	Tessa Wilson Umialik Insurance Company	1901 S. Bragaw, Ste 100 Anchorage, AK 99508	12/31/2015 Multi-state led by IL	11/30/2020
Arity, LLC	Kevin Kolasinski, Paralegal-Corporate Governance	2775 Sanders Road Northbrook, IL 60062	T: (847) 402-6370	CT Corporation System	9360 Glacier Hwy, Ste 202 Juneau, AK 99801		08/23/2020
Insurance Services Office, Inc.	Gerard Wendelken, Senior Consultant National Affairs	545 Washington Blvd Jersey City, NJ 07310-1686	T: (201) 469-2648 F: (201) 469-4011	United States Corporation Company	9360 Glacier Hwy Ste 202 Juneau, AK 99801	12/31/2011 Multi-state by NJ, ME	12/31/2018
National Council on Compensation Insurance	Maggie Karpuk	901 Peninsula Corporate Circle Boca Raton, FL 33487-1362	T: (561) 893-3814	CT Corporation System	9360 Glacier Hwy Ste 202 Juneau, AK 99801	12/31/2015 Multi-state led by FL, GA, ME, MD	02/17/2021
The Surety & Fidelity Association of America	Barbara Feiff	1140 19th Street NW Ste 500 Washington, DC 20036	T: (202) 463-0600 F: (202) 463-0606	C. Russell Lewis, Esq. Oles, Morrison, Rinker & Baker	745 West Fourth Ave Ste 502 Anchorage, AK 99501	12/31/2012 Multi-state by DC	12/16/2019

## JOINT UNDERWRITING ORGANIZATIONS

Organization	Contact	Address	Phone, Fax	Last Exam on File
American Nuclear Insurers	Michael P. Cass, VP and Gen Counsel	95 Glastonbury Blvd Glastonbury, CT 06033	T: (860) 682-1301 F: (860) 639-0002	12/31/1979 by CT
Associated Aviation Underwriters	Anthony R. Moschetta, VP and Gen Counsel	51 John F. Kennedy Pkwy Short Hills, NJ 07078	T: (973) 379-0941	11/30/2001 by NJ
Registered Mail Insurance Association	John L. Comeau, Vice President	100 William St 3rd Floor New York, NY 10038	T: (212) 425-1470	09/30/1985 by FL
United States Aircraft Insurance Group	Nicholas Canelos, SVP, General Counsel, and Secretary	125 Broad St, 6th Floor New York, NY 10004	T: (212) 859-3952	



## ALASKA AUTOMOBILE PLAN

The Alaska Automobile Plan offers insurance for vehicle owners and operators unable to obtain insurance on a voluntary basis. Private passenger auto policy applications are submitted to Automobile Insurance Plan Service Office, a nonprofit management organization for groups administering the residual market, either directly or through an insurance agent, who then assigns the policies to insurers in proportion to each insurer's voluntary market share.

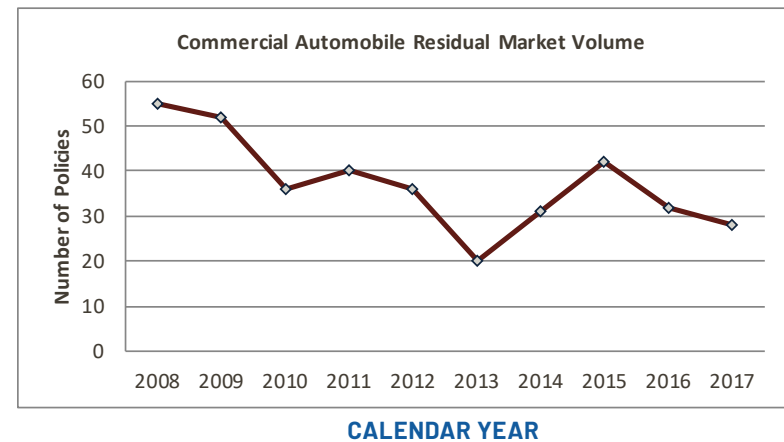
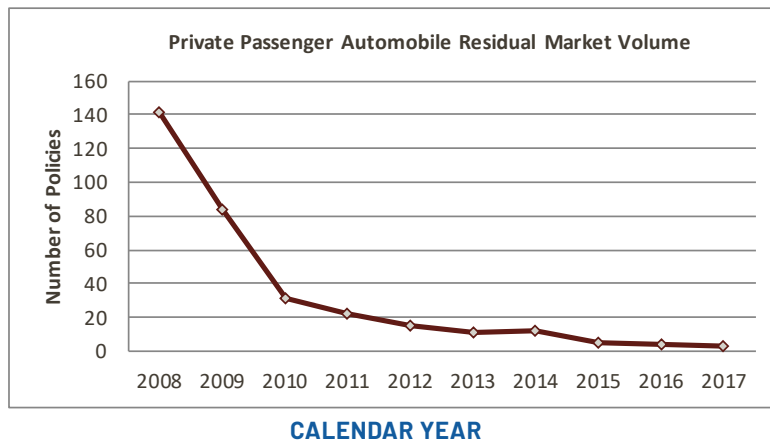
Commercial auto insurance is organized under a servicing carrier program. Currently, all commercial auto assigned risk business is handled by Progressive Casualty Insurance Company and all commercial auto insurers share in the profit or loss of this business based upon each insurer's voluntary market share.

The number of residual market policies in both the Private Passenger and Commercial Auto categories has decreased significantly in the past number of years, from the most recent peak in 2003, to 3 and 28 respectively in 2017. The long-term depopulation of

the residual market is due in large part to insurers' increasing ability to accurately rate potential customers and collect adequate premium for the risk associated with each individual, allowing customers that would previously have been destined for the residual market to now be written in the voluntary market. The long-term downward trend in the Commercial Auto residual market has leveled off in recent years reflecting the reality that certain types of commercial auto risk remain undesirable to insurers due to the hazardous nature of their work.

For 2017, the premium volume and number of policies in the Private Passenger Auto residual market is an insignificant portion of the total Private Passenger Auto market in Alaska. The premium associated with the 28 Commercial Auto residual market policies represents less than 0.5% of the total premium for all Commercial Auto policies.

### AUTOMOBILE RESIDUAL MARKET VOLUME

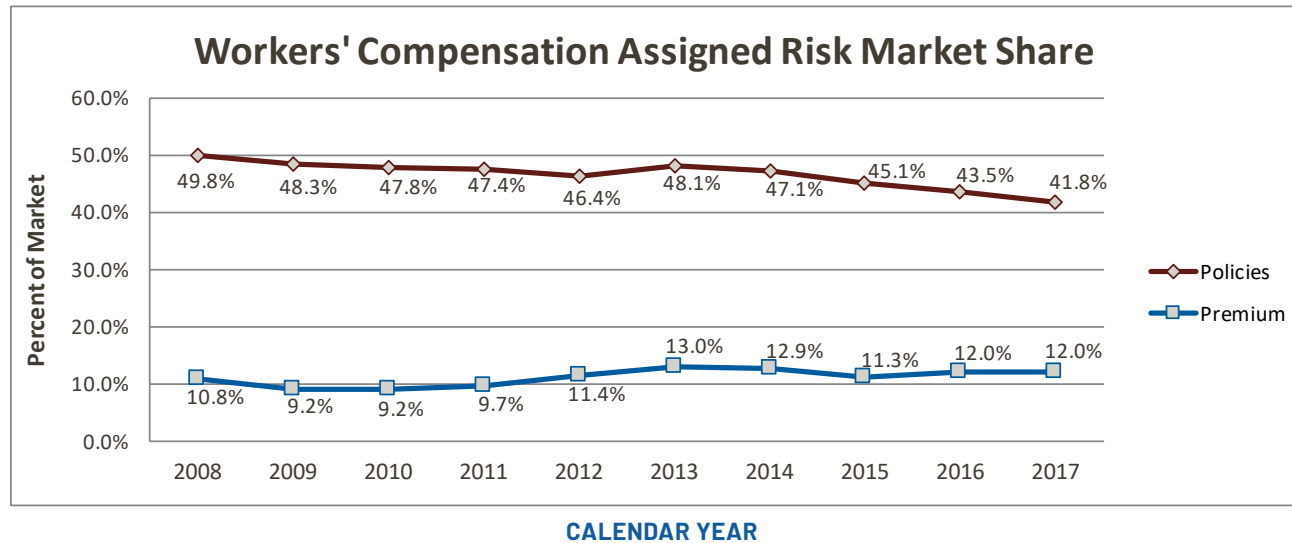


## WORKERS' COMPENSATION ASSIGNED RISK PLAN

Employers who are declined coverage by two non-affiliated insurers may obtain insurance through the Workers' Compensation Assigned Risk Plan either by assignment to a servicing carrier or to a direct assignment carrier. For the period January 1, 2015 through December 31, 2017, the servicing carriers are Alaska National Insurance Company, LM Insurance Corporation, Riverport Insurance Company, and Travelers Property Casualty Company of America. American Interstate Insurance Company is a direct assignment carrier. A direct assignment carrier is assigned policies in proportion to its voluntary market share while all other insurers share in the profit or loss of the policies assigned to the servicing carriers based upon each insurer's voluntary market share.

For 2017, the 7,511 assigned risk policies made up 41.8% of all workers' compensation policies. The \$37.1 million in premium was approximately 12.0% of total workers' compensation premium. Of the 7,511 assigned risk policies, approximately 4,900 had premiums less than \$2,500.

The market share of assigned risk policies, by policy count, peaked in 2003, and has generally exhibited a gradual decreasing trend since then. The market share by premium volume has exhibited a somewhat cyclical pattern over that time, reflecting changes in the mix of the size of assigned risk policyholders over time. For example, the decrease from 12.9% premium share in 2014 to 11.3% premium share in 2015 was driven by a decrease in the number of the largest policyholders (by premium size) that are seeking coverage in the assigned risk market. Similarly, the subsequent increases in 2016 were driven by an increase in the number of the largest policyholders.



Prior year values have been restated to reflect updated parameters used to identify Alaska policies and premium. The updated parameters more accurately reflect the intent of the measures.

# PRODUCER LICENSING

Licensing Statistics by Class 20

Resident Licensing Examinations 20

# COMPANY CERTIFICATE OF AUTHORITY

Admitted By Type 21

New Admitted Insurers 21

Domestic Insurers 21

Mergers and Surrenders 22

Suspension and Revocation Orders 22

Redomestications 22

Name Changes 23

Financial Exams 23

Authority Amendments 23

## LICENSING STATISTICS BY CLASS 2017

Class	Nonresident			Resident			Total
	Bus.	Individ.	Total	Bus.	Individ.	Total	
Bail Bond Limited Producer	2	1	3	2	11	13	16
Credit Insurance Limited Producer	9	28	37	35	174	209	246
Crop Insurance Limited Producer		1	1		1	1	2
Exempt Managing General Agent	36	3	39				39
Exempt Reinsurance Intermediary Broker	10		10				10
Exempt Reinsurance Intermediary Manager	1		1				1
Exempt Third Party Administrator	235		235	5		5	240
Independent Adjuster	161	7,098	7259	10	130	140	7,399
Independent Portable Electronics Adjuster	2	136	138				138
Insurance Producer	3,487	52,659	56,146	197	2,097	2,294	58,440
Managing General Agent	12	11	23	2	18	20	43
Motor Vehicle Rental Limited Producer	2	2	4	9	14	23	27
Motor Vehicle Service Contract Administrator	18		18				18
Motor Vehicle Service Contract Provider	70		70	1		1	71
Nonresident Limited Producer		5	5				5
Portable Electronics Limited Producer	14	15	29	1	1	2	31
Reinsurance Intermediary Broker	7	8	15				15
Reinsurance Intermediary Manager	1	2	3				3
Surplus Lines Broker	577	1,280	1,857	15	102	117	1,974
Third Party Administrator	105	111	216				216
Title Insurance Limited Producer				13	208	221	221
Trainee Independent Adjuster					2	2	2
Travel Insurance Limited Producer	54	381	435	19	21	40	475
Viatical Settlement Broker	2	2	4	1	1	2	6
Viatical Settlement Provider	2	2	4				4
Grand Total	4,807	61,745	66,552	310	2,780	3,090	69,642

## RESIDENT LICENSING EXAMINATIONS 2017

Exam Type	First-Time Test Takers			Repeat Test Takers			Total		
	Total	Pass #	Pass Rate	Total	Pass #	Pass Rate	Total	Pass #	Pass Rate
Adjuster	216	127	59%	166	76	46%	382	203	53%
Bail Bond	2	0	0%	1	1	100%	3	1	33%
Casualty	93	61	66%	33	16	48%	126	77	61%
Credit	16	10	63%	10	5	50%	26	15	58%
Accident & Health	117	64	55%	66	26	39%	183	90	49%
Life	138	90	65%	45	22	49%	183	112	61%
Personal Lines	7	3	43%	7	2	29%	14	5	36%
Property	91	48	53%	52	26	50%	143	74	52%
Surplus Lines	8	6	75%	1	1	100%	9	7	78%
Title	41	31	76%	11	5	45%	52	36	69%
Total	730	440	60%	392	180	46%	1,122	620	55%

All exams administered by Pearson Vue, Inc.

## ADMITTED BY TYPE FY 2018

	Foreign	Domestic
Automobile Service Corporations	13	0
Fraternal	6	0
Health	26	0
Hospital and Medical Service Corporation	1	1
Life, Annuity & Health	354	0
Multiple Employer Welfare Arrangement (MEWA)	1	1
Property & Casualty	654	4
Risk Retention Groups	46	0
Title	9	0
Air Ambulance Service Provider	2	1
Total	1112	6

## NEW ADMITTED INSURERS FY 2018

### Property/Casualty

40029	Explorer Insurance Company
16045	Everest Premier Insurance Company
16044	Everest Denali Insurance Company
36226	United Casualty and Surety Company
32921	ISMIE Mutual Insurance Company
11860	Copic Insurance Company
42617	MAG Mutual insurance Company
10872	AMERICAN Strategic Insurance Corporation
10974	Root Insurance Company
32280	Commercial Casualty Insurance Company

### Life/Health

66214	Heartland National Life Insurance Company
67601	Unum Insurance Company
84174	ELCO Mutual Life and Annuity
12567	Care improvement Plus South Central Insurance Company

## DOMESTIC INSURERS

Name	Address	Telephone	Lines	Authorized
Alaska National Insurance Company	7001 Jewel Lake Rd Anchorage, AK 99502-2800	(907) 248-2642	Health, Property, Casualty, Surety, Marine, Wet Marine, Transportation	09/30/1980
Alaska Timber Insurance Exchange	2417 Tongass Ave, Ste 214 Ketchikan, AK 99901	(907) 225-9451	Property, Casualty (excluding Vehicle)	03/28/1980
ARECA Insurance Exchange	703 West Tudor Rd, Ste 200 Anchorage, AK 99503-6650	(907) 771-5700	Health, Property, Casualty, Surety, Marine, Wet Marine, Transportation	12/30/1983
Tongass Timber Trust	111 Stedman St, Ste 200 Ketchikan, AK 99901-6599	(907) 225-6114	Health	05/31/2005
Umialik Insurance Company	3301 C St, Ste 300 Anchorage, AK 99503 5350 West 78th Street Edina, MN 55439	(907) 338-5445 (952) 835-5350	Health, Property, Casualty, Surety, Marine, Wet Marine, Transportation	06/10/1981

## MERGERS AND SURRENDERS 2017

AK ID	Company Name	Action	Effective
1300	Zurich American Life Insurance Company	Merged Into 90557	9/30/2016
1253	Continental General Insurance Company	Merged Into 71404	12/31/2016
20032	VSP Vision Care Inc	Merged Into 53031	12/27/2016
198	TIG Insurance Company	Merged Into 25534	12/31/2016
8440	Sunderland Marine Insurance Co LTD (US Branch)	Surrendered	12/22/2017
11082	PIA Professional Liability Insurance Company, A Risk Retention Group	Surrendered	12/31/2017
10484	American Traveler Motor Club Incorporated	Surrendered	12/19/2017

## SUSPENSION AND REVOCATION ORDERS FY 2018

Order #	Company Name	NAIC #	Action	Effective
SR 17-02(a)	Financial American Life Insurance Company	71455	Suspension	11/12/2017
SR 12-05(b)	Republic Mortgage Guaranty Insurance Company	31275	Reinstatement	12/31/2017

## REDOMESTICATIONS 2017

AK ID	Company Name	From	To	Effective
11193	Medico Corp Life Insurance Company	NE	IA	1/1/2017
692	Medico Insurance Company	NE	IA	1/1/2017
8115	American Phoenix Life & Reassurance Co Nka Equitable National Life	CT	UT	1/31/2017
8115	Equitable National Life Insurance Company, Inc.	CT	UT	1/31/2017
1197	Chicago Title Insurance Company	NE	FL	3/1/2017
1039	Commonwealth Land Title Insurance Company	NE	FL	3/1/2017
8075	Fidelity National Title Ins Co	CA	FL	3/1/2017
20024	Permanent General Assurance Corporation	OH	WI	8/31/2017
691	Corepointe Insurance Company	MI	DE	11/3/2017
1126	Midvale Indemnity Company	IL	WI	11/16/2017
1482	Thrivent Life Insurance Company	MN	WI	12/18/2017
11046	Milford Casualty Insurance Company	WI	DE	8/25/2017
1131	Primerica Life Insurance Company	MA	TN	12/28/2017
11263	Starr Surplus Lines Insurance Company	IL	TX	1/1/2018
1619	5 Star Life Insurance Company	LA	NE	12/18/2017
8450	Munich Re Us Life Corporation	MN	GA	9/8/2017
1580	Harleysville Insurance Company	PA	OH	12/1/2017

## NAME CHANGES 2017

AK ID	Old Company Name	New Company Name	Effective
1107	Sompo Japan Insurance Company of America	Sompo America Insurance Company	01/01/2017
8271	Sompo Japan Fire & Marine Insurance Company of America	Sompo America Fire & Marine Insurance Company	01/01/2017
1355	Healthmarkets Insurance Company	Tier One Insurance Company	1/4/2017
20058	Aig Structured Mortgage Insurance Company	Arch Structured Mortgage Insurance Company	01/31/2017
255	Metlife Insurance Company USA	BrightHouse Life Insurance Company	03/06/2017
8115	American Phoenix Life & Reassurance Co	Equitable National Life Insurance Company, Inc.	3/31/2017
940	Generation Life Insurance Company	Lumico Life Insurance Company	4/26/2017
10429	Aurigen Reinsurance Company of America	PartnerRe Life Reinsurance Company Of America	5/30/2017
1447	Federal Life Insurance Company (Mutual)	Federal Life Insurance Company	6/27/2017
11102	Central United Life Insurance Company	ManhattanLife Assurance Company Of America	6/27/2017
1373	Commercial Travelers Life Insurance Company	Commercial Travelers Mutual Insurance Co	6/30/2017
11050	Savings Bank Life Insurance Company Of Massachusetts	Savings Bank Mutual Life Insurance Company Of Massachusetts	7/26/2017
11046	Milwaukee Casualty Insurance Company	Milford Casualty Insurance Company	08/28/2017
1385	Republic Mortgage Ins Company of Florida	Republic Mortgage Assurance Company	10/27/2017
1584	Republic Mortgage Ins Co of North Carolina	Republic Mortgage Guaranty Insurance Corporation	10/27/2017

## FINANCIAL EXAMS FY 2018

Exam #	Company Name	Exam Call	Public Report
<a href="#">FE 17-01</a>	Alaska National Insurance Company	2/23/2017	12/15/2017
<a href="#">FE 17-02</a>	Alaska Timber Insurance Exchange	10/23/2017	6/13/2018
<a href="#">FE 17-03</a>	Premera Blue Cross Blue Shield of Alaska	5/18/2016	6/29/2018

## AUTHORITY AMENDMENTS 2017

AK ID	Company Name	Authority Change	Entry Date
1107	Sompo America Insurance Company	Deleted Credit	4/04/2017
8498	Nationwide Insurance Company Of America	Deleted Boiler and Machinery, Credit, Wet Marine & Transportation	1/10/2017
11095	Amerisure Insurance Company	Deleted Health	1/10/2017
11149	Amerisure Partners Insurance Company	Deleted Health	1/10/2017
11196	Amguard Insurance Company	Deleted Health	1/10/2017
20021	American Modern Property And Casualty Insurance Company	Added Wet Marine & Transportation, Vehicle Insurance	4/03/2017

# LIFE INSURERS

Recap **25**

Fraternal **25**

Admitted Companies **26-29**

Life Market Share **30-31**

Annuity Market Share **31**

Total Business **32-40**



## LIFE ANNUITY RECAP 2017 (\$000)

	Issued During the Year	In Force December 31	Life Insurance	Annuity Considerations
Ordinary	3,636,966	40,530,593	371,045	297,560
Credit Life	6,947	38,567	261	0
Group	2,915,274	23,501,810	57,036	96,489
Industrial	74	3,485	0	0
Fraternal	37,435	515,621	3,525	5,600
Total	6,596,696	64,590,077	431,868	399,650

## FRATERNALS 2017 (\$000)

	NAIC #	Domi- cile	Assets	Surplus	Issued During Year	Ceased During Year	In Force End of Year	Life Insurance Premiums	Annuity Consider- ations	Claims and Benefits Paid	Divi- dends
First Cath Slovak Ladies Assn USA	56332	OH	963,987	103,629	0	0	28	0	0	0	0
Independent Order Of Foresters Us Br	58068	NY	3,257,306	169,614	2,184	-1,125	29,348	254	0	57	12
Knights Of Columbus	58033	CT	24,953,724	2,135,867	7,217	-985	47,138	274	0	221	46
Sons Of Norway	57142	MN	361,210	13,573	5,554	-889	40,757	183	291	685	5
Thrivent Financial For Lutherans	56014	WI	90,968,819	8,269,327	22,460	-23,922	391,532	2,765	5,293	7,057	540
Woodmen World Life Ins Soc	57320	NE	10,975,459	1,393,538	20	1,961	6,818	49	16	54	17
Total			131,480,504	12,085,547	37,435	-24,960	51,5621	3,525	5,600	8,074	620

## ADMITTED COMPANIES 2017 - LIFE (\$000)

NAIC #	Company Name	Assets	Surplus	NAIC #	Company Name	Assets	Surplus	NAIC #	Company Name	Assets	Surplus
80985	4 Ever Life Ins Co	212,464	84,999	60739	American Natl Ins Co	20,146,571	3,293,474	87726	Brighthouse Life Ins Co	176,051,726	5,594,290
77879	5 Star Life Ins Co	291,203	28,861	60801	American Public Life Ins Co	99,468	30,805	61581	Capitol Life Ins Co	301,293	25,638
71854	AAA Life Ins Co	652,034	155,386	60836	American Republic Ins Co	937,408	444,980	11997	Caterpillar Life Ins Co	148,668	71,984
71471	Ability Ins Co	1,194,512	22,517	60895	American United Life Ins Co	28,804,956	1,025,553	61476	Boston Mut Life Ins Co	1,359,712	177,994
62200	Accordia Life & Ann Co	8,916,159	684,927	61999	Americo Fin Life & Ann Ins Co	4,484,585	505,150	61581	Capitol Life Ins Co	241,518	25,372
60348	Ace Life Ins Co	46,849	6,534	61301	Ameritas Life Ins Corp	20,076,470	1,555,583	11997	Caterpillar Life Ins Co	146,177	55,732
78700	Aetna Hlth & Life Ins Co	388,412	307,255	72222	Amica Life Ins Co	1,283,398	310,163	61735	Central Security Life Ins Co	89,358	5,172
60054	Aetna Life Ins Co	19,894,784	2,903,997	93661	Annuity Investors Life Ins Co	3,191,286	294,698	61751	Central States H & L Co Of Omaha	407,544	151,921
82406	All Savers Ins Co	1,143,176	997,280	61069	Anthem Life Ins Co	674,744	125,130	80896	Centre Life Ins Co	1,790,730	93,607
90611	Allianz Life Ins Co Of N Amer	138,068,398	6,011,236	71439	Assurity Life Ins Co	2,632,271	334,680	62383	Centurion Life Ins Co	1,249,215	793,661
70866	Allstate Assur Co	674,063	135,782	68039	Athene Ann & Life Assur Co of NY	3,165,014	267,527	61832	Chesapeake Life Ins Co	158,684	86,735
60186	Allstate Life Ins Co	31,567,314	3,408,140	61689	Athene Ann & Life Co	54,933,284	1,164,209	61875	Church Life Ins Corp	294,168	64,711
60216	Amalgamated Life Ins Co	127,540	61,712	61492	Athene Annuity & Life Assur Co	13,205,119	1,347,657	67369	Cigna Hlth & Life Ins Co	9,002,246	3,680,642
68594	American Amicable Life Ins Co Of TX	297,736	46,457	61182	Aurora Natl Life Assur Co	3,063,219	140,229	93432	CM Life Ins Co	8,657,284	1,573,160
60275	American Bankers Life Assur Co Of FL	364,002	52,971	68365	AXA Corp Solutions Life Reins Co	259,863	159,967	62626	CMFG Life Ins Co	18,078,267	2,107,167
92738	American Equity Invest Life Ins Co	51,891,655	3,005,654	62880	AXA Equitable Life & Ann Co	486,432	11,956	62049	Colonial Life & Accident Ins Co	3,219,962	490,352
60380	American Family Life Assur Co of Col	113,076,017	11,003,606	62944	AXA Equitable Life Ins Co	194,771,739	7,422,250	62065	Colonial Penn Life Ins Co	868,495	99,691
60399	American Family Life Ins Co	5,676,127	1,059,749	61212	Baltimore Life Ins Co	1,268,835	81,809	84786	Colorado Bankers Life Ins Co	1,318,476	121,738
60410	American Fidelity Assur Co	5,896,688	430,624	61239	Bankers Fidelity Life Ins Co	149,956	34,135	62103	Columbian Mut Life Ins Co	1,449,354	106,731
60429	American Fidelity Life Ins Co	410,240	67,269	61263	Bankers Life & Cas Co	18,273,912	1,336,774	99937	Columbus Life Ins Co	4,104,528	294,446
60488	American Gen Life Ins Co	178,704,993	7,983,585	81043	Bankers Life Ins Co	234,289	35,728	62146	Combined Ins Co Of Amer	1,495,718	178,701
60534	American Heritage Life Ins Co	1,921,965	305,973	94250	Banner Life Ins Co	3,850,819	751,581	81426	Commercial Travelers Life Ins Co	29,369	13,958
60518	American Hlth & Life Ins Co	883,222	130,274	61395	Beneficial Life Ins Co	2,251,281	205,671	84824	Commonwealth Ann & Life Ins Co	11,301,518	2,488,248
60577	American Income Life Ins Co	3,919,733	270,338	64890	Berkley Life & Hlth Ins Co	277,343	150,726	77828	Companion Life Ins Co	373,571	212,430
81213	American Maturity Life Ins Co	62,484	48,345	62345	Berkshire Hathaway Life Ins Co NE	19,610,131	4,815,978	62308	Connecticut Gen Life Ins Co	18,137,205	4,412,229
67989	American Memorial Life Ins Co	3,166,420	128,536	71714	Berkshire Life Ins Co of Amer	3,717,674	189,097	62359	Constitution Life Ins Co	412,715	35,142
65811	American Modern Life Ins Co	39,848	32,318	90638	Best Life & Hlth Ins Co	21,282	16,658	71730	Continental Amer Ins Co	673,271	153,365
				61476	Boston Mut Life Ins Co	1,430,482	209,367	71404	Continental Gen Ins Co	1,385,774	74,692
								78301	Corvesta Life Ins Co	9,039	7,949
								94218	Country Investors Life Assur Co	299,230	193,083

## ADMITTED COMPANIES 2017 - LIFE (\$000)

NAIC #	Company Name	Assets	Surplus	NAIC #	Company Name	Assets	Surplus	NAIC #	Company Name	Assets	Surplus
62553	Country Life Ins Co	9,459,615	1,185,329	63657	Garden State Life Ins Co	131,346	73,369	64602	Independence Life & Ann Co	3,144,331	161,303
82880	CSI Life Ins Co	23,791	17,289	63665	General Amer Life Ins Co	13,912,093	987,873	81779	Individual Assur Co Life Hlth & Acc	27,402	9,822
71129	Dearborn Natl Life Ins Co	1,785,130	474,259	93521	General Fidelity Life Ins Co	23,410	16,373	14406	Industrial Alliance Ins & Fin Serv I	246,877	52,017
62634	Delaware Amer Life Ins Co	120,215	61,828	86258	General Re Life Corp	4,066,330	746,757	74780	Integrity Life Ins Co	9,210,213	875,759
79065	Delaware Life Ins Co	37,207,350	1,463,390	65536	Genworth Life & Ann Ins Co	22,444,513	1,288,758	63487	Investors Life Ins Co N Amer	609,443	56,079
97705	Direct Gen Life Ins Co	32,976	21,700	70025	Genworth Life Ins Co	40,011,994	2,727,736	65056	Jackson Natl Life Ins Co	228,787,768	3,884,109
13183	Eagle Life Ins Co	810,285	172,372	70939	Gerber Life Ins Co	3,703,188	300,722	64017	Jefferson Natl Life Ins Co	5,816,939	34,703
84174	ELCO Mut Life & Ann	763,141	58,548	91472	Globe Life & Accident Ins Co	4,485,129	280,213	65080	John Alden Life Ins Co	211,713	16,555
62928	EMC Natl Life Co	954,780	105,576	62286	Golden Rule Ins Co	499,172	198,627	93610	John Hancock Life & Hlth Ins Co	14,006,752	891,920
68276	Employers Reassur Corp	14,815,844	816,496	63967	Government Personnel Mut Life Ins Co	825,666	116,753	65838	John Hancock Life Ins Co USA	242,823,223	8,109,361
91785	Equitable Natl Life Ins Co Inc	8,412	8,258	63312	Great Amer Life Ins Co	32,576,634	2,131,513	65129	Kansas City Life Ins Co	3,411,333	307,501
62510	Equitrust Life Ins Co	18,168,732	872,740	90212	Great Southern Life Ins Co	211,943	51,469	65242	Lafayette Life Ins Co	5,435,899	317,980
77968	Family Heritage Life Ins Co Of Amer	1,290,358	100,323	68322	Great W Life & Ann Ins Co	58,010,229	1,129,510	82252	Landmark Life Ins Co	46,492	4,863
63053	Family Life Ins Co	150,756	31,103	64211	Guarantee Trust Life Ins Co	594,776	79,187	68543	Liberty Bankers Life Ins Co	1,711,591	201,940
74004	Family Serv Life Ins Co	311,085	32,417	78778	Guardian Ins & Ann Co Inc	17,357,037	310,222	65315	Liberty Life Assur Co Of Boston	19,045,860	1,336,718
63177	Farmers New World Life Ins Co	5,127,319	468,858	64246	Guardian Life Ins Co Of Amer	55,568,820	6,683,677	65331	Liberty Natl Life Ins Co	7,411,620	542,290
63223	Federal Life Ins Co	238,216	14,934	88340	Hannover Life Reassur Co of Amer	15,439,347	411,166	65498	Life Ins Co Of N Amer	8,900,700	1,798,235
63274	Fidelity & Guar Life Ins Co	22,380,816	918,999	93505	Hartford Intl Life Reassur Corp	11,588	11,479	65528	Life Ins Co Of The South-west	18,743,433	1,207,625
93696	Fidelity Investments Life Ins Co	29,539,853	876,053	70815	Hartford Life & Accident Ins Co	12,935,775	2,028,513	97985	LifeMap Assur Co	97,153	47,627
63290	Fidelity Life Assn A Legal Reserve Life Ins Co	406,305	127,605	71153	Hartford Life & Ann Ins Co	36,378,572	1,138,972	77720	LifeSecure Ins Co	366,320	46,344
71870	Fidelity Security Life Ins Co	949,475	204,388	88072	Hartford Life Ins Co	109,356,593	3,552,500	94188	Lifewise Assur Co	168,178	128,207
71455	Financial Amer Life Ins Co	4,447	1,945	92711	HCC Life Ins Co	994,758	406,158	65595	Lincoln Benefit Life Co	11,231,298	425,801
69140	First Allmerica Fin Life Ins Co	3,420,263	240,305	66141	Health Net Life Ins Co	691,355	399,918	65927	Lincoln Heritage Life Ins Co	970,045	87,952
90328	First Hlth Life & Hlth Ins Co	400,741	227,840	66214	Heartland Natl Life Ins Co	12,869	7,661	62057	Lincoln Life & Ann Co of NY	14,783,893	1,187,345
67652	First Penn Pacific Life Ins Co	1,504,104	188,958	64394	Heritage Life Ins Co	4,212,944	958,712	65676	Lincoln Natl Life Ins Co	239,826,136	7,845,389
63495	Foresters Life Ins Ann Co	2,463,426	63,442	93440	HM Life Ins Co	673,984	360,129	60232	Lombard Intl Life Assur Co	6,546,807	30,659
91642	Forethought Life Ins Co	31,431,313	1,595,884	64505	Homesteaders Life Co	2,921,342	193,242	76694	London Life Reins Co	203,992	58,267
99775	Funeral Directors Life Ins Co	1,320,344	116,317	64513	Horace Mann Life Ins Co	9,262,816	473,155	68446	Longevity Ins Co	7,756	7,756
				91693	IA Amer Life Ins Co	148,384	50,077				
				97764	Idealife Ins Co	20,604	15,400				

## ADMITTED COMPANIES 2017 - LIFE (\$000)

NAIC #	Company Name	Assets	Surplus	NAIC #	Company Name	Assets	Surplus	NAIC #	Company Name	Assets	Surplus
65722	Loyal Amer Life Ins Co	310,550	96,607	66583	National Guardian Life Ins Co	3,884,372	322,554	70785	Pacificare Life & Hlth Ins Co	187,325	181,480
73504	Lumico Life Ins Co	53,148	42,170	82538	National Hlth Ins Co	50,817	14,626	67539	Pan Amer Life Ins Co	1,221,125	234,124
65781	Madison Natl Life Ins Co Inc	326,308	179,648	66680	National Life Ins Co	9,500,039	2,015,645	60003	Park Avenue Life Ins Co	236,503	41,186
65870	Manhattan Life Ins Co	581,099	54,111	87963	National Teachers Assoc Life Ins Co	544,869	115,876	71099	Parker Centennial Assur Co	91,795	46,835
67083	Manhattan Natl Life Ins Co	155,912	10,528	66850	National Western Life Ins Co	11,149,825	1,374,554	74900	PartnerRe Life Reins Co of Amer	53,212	23,425
61883	ManhattanLife Assur Co of Amer	390,829	102,393	92657	Nationwide Life & Ann Ins Co	20,608,277	1,339,570	67598	Paul Revere Life Ins Co	3,570,570	177,342
85561	MAPFRE Life Ins Co	22,573	20,395	66869	Nationwide Life Ins Co	145,669,698	5,949,323	93777	Pavonia Life Ins Co of MI	1,034,531	66,639
65935	Massachusetts Mut Life Ins Co	240,063,222	15,705,217	98205	Natl Foundation Life Ins Co	38,870	21,672	93262	Penn Ins & Ann Co	5,320,951	431,548
69515	Medamerica Ins Co	960,229	31,158	91626	New England Life Ins Co	10,160,610	482,527	67644	Penn Mut Life Ins Co	20,669,409	1,697,400
79987	Medico Corp Life Ins Co	65,574	22,324	91596	New York Life Ins & Ann Corp	152,850,587	9,186,883	67784	Philadelphia Amer Life Ins Co	284,848	35,530
31119	Medico Ins Co	81,908	34,821	66915	New York Life Ins Co	176,765,548	20,356,950	93548	PHL Variable Ins Co	6,319,314	184,097
86126	Members Life Ins Co	120,401	18,601	81264	Nippon Life Ins Co Of Amer	220,701	139,707	93734	Phoenix Life & Ann Co	31,146	10,241
65978	Metropolitan Life Ins Co	396,508,240	10,384,469	66974	North Amer Co Life & Hlth Ins	25,607,482	1,361,379	67814	Phoenix Life Ins Co	12,478,181	449,246
97136	Metropolitan Tower Life Ins Co	4,921,847	733,273	69000	Northwestern Long Term Care Ins Co	200,551	104,107	72125	Physicians Life Ins Co	1,632,082	151,394
66087	Mid West Natl Life Ins Co Of TN	63,809	26,900	67091	Northwestern Mut Life Ins Co	265,048,752	20,850,229	80578	Physicians Mut Ins Co	2,291,893	951,171
66044	Midland Natl Life Ins Co	56,495,203	3,414,063	81353	NYLife Ins Co Of AZ	177,178	110,303	67873	Pioneer Amer Ins Co	68,669	21,267
66109	Midwestern United Life Ins Co	232,387	124,194	67148	Occidental Life Ins Co Of NC	257,577	26,994	65919	Primerica Life Ins Co	1,493,750	598,001
66168	Minnesota Life Ins Co	46,433,636	3,059,926	89206	Ohio Natl Life Assur Corp	3,978,268	283,913	61271	Principal Life Ins Co	189,004,020	4,946,776
70416	MML Bay State Life Ins Co	4,960,548	295,306	67172	Ohio Natl Life Ins Co	31,676,736	1,101,550	71161	Principal Natl Life Ins Co	316,904	148,872
66370	Mony Life Ins Co	7,224,169	433,752	67180	Ohio State Life Ins Co	12,600	10,244	68136	Protective Life Ins Co	47,662,818	4,282,277
78077	Mony Life Ins Co Of Amer	3,735,094	302,664	67261	Old Republic Life Ins Co	122,655	34,847	67903	Provident Amer Life & Hlth Ins Co	9,013	6,544
66346	Munich Amer Reassur Co	7,622,747	718,531	76007	Old United Life Ins Co	84,731	47,756	68195	Provident Life & Accident Ins Co	8,033,955	605,034
69604	Munich Re US Life Corp	10,858	8,555	88080	Omaha Hlth Ins Co	17,110	16,354	68209	Provident Life & Cas Ins Co	746,724	150,166
88668	Mutual Of Amer Life Ins Co	21,184,908	983,301	13100	Omaha Ins Co	98,271	45,245	79227	Pruco Life Ins Co	122,428,297	1,364,889
71412	Mutual Of Omaha Ins Co	7,824,433	3,189,641	69647	Optum Ins of OH Inc	185,936	47,880	86630	Prudential Ann Life Assur Corp	58,738,657	8,058,928
66427	Mutual Trust Life Ins Co a Pan Amer	2,015,450	145,033	76112	Oxford Life Ins Co	1,954,630	195,931	68241	Prudential Ins Co Of Amer	266,164,441	9,948,272
61409	National Benefit Life Ins Co	539,510	155,297	64343	Pacific Guardian Life Ins Co Ltd	553,888	102,393	93629	Prudential Retirement Ins & Ann Co	75,337,790	1,056,763
66540	National Farmers Union Life Ins Co	198,958	44,560					68357	Reliable Life Ins Co	21,477	11,072



## LIFE MARKET SHARE 2017 (\$000)

Company Name	% of Market	Direct Prens Written	Company Name	% of Market	Direct Prens Written	Company Name	% of Market	Direct Prens Written	Company Name	% of Market	Direct Prens Written*
<b>Ordinary</b>			<b>Group</b>			<b>Credit Life</b>			<b>Industrial</b>		
Pruco Life Ins Co	36.84%	136,705	Metropolitan Life Ins Co	25.58%	14,592	Central States H & L Co Of Omaha	29.91%	78	Security Natl Life Ins Co	24.41%	0
Lombard Intl Life Assur Co	12.25%	45,447	Prudential Ins Co Of Amer	9.18%	5,235	American Republic Ins Co	24.67%	64	Columbian Mut Life Ins Co	21.60%	0
New York Life Ins Co	11.07%	41,083	Aetna Life Ins Co	9.12%	5,201	Minnesota Life Ins Co	22.24%	58	Lincoln Life & Ann Co of NY	17.61%	0
State Farm Life Ins Co	4.09%	15,193	Unum Life Ins Co Of Amer	7.89%	4,499	American Bankers Life Assur Co Of FL	17.58%	46	Mid West Natl Life Ins Co Of TN	16.90%	0
Lincoln Natl Life Ins Co	2.81%	10,422	New York Life Ins Co	6.76%	3,858	CMFG Life Ins Co	6.10%	16	Jackson Natl Life Ins Co	7.04%	0
Zurich Amer Life Ins Co	2.62%	9,703	Hartford Life & Accident Ins Co	4.59%	2,620	Transamerica Life Ins Co	0.93%	2	American Natl Ins Co	6.10%	0
New York Life Ins & Ann Corp	1.78%	6,598	Principal Life Ins Co	3.29%	1,877	Zale Life Ins Co	0.46%	1	Liberty Natl Life Ins Co	2.58%	0
John Hancock Life Ins Co USA	1.60%	5,947	Life Ins Co Of N Amer	3.28%	1,870	Protective Life Ins Co	0.11%	0	National Guardian Life Ins Co	2.58%	0
Northwestern Mut Life Ins Co	1.59%	5,883	USABLE Life	3.12%	1,780	Securian Life Ins Co	0.01%	0	Athene Annuity & Life Assur Co	0.70%	0
Pacific Life Ins Co	1.50%	5,564	Reliance Standard Life Ins Co	2.90%	1,656	Centurion Life Ins Co	0.00%	0	Boston Mut Life Ins Co	0.47%	0
USAA Life Ins Co	1.32%	4,899	Symetra Life Ins Co	2.67%	1,524	American Gen Life Ins Co	0.00%	0	Aetna Life Ins Co	0.00%	0
BrightHouse Life Ins Co	1.15%	4,272	Reliastar Life Ins Co	2.63%	1,500	Aetna Life Ins Co	0.00%	0	American Gen Life Ins Co	0.00%	0
Primerica Life Ins Co	1.07%	3,986	Securian Life Ins Co	2.20%	1,254	American Heritage Life Ins Co	-0.03%	0	Baltimore Life Ins Co	0.00%	0
Lincoln Benefit Life Co	1.06%	3,927	Minnesota Life Ins Co	1.66%	948	American Natl Ins Co	-1.97%	-5	Unified Life Ins Co	0.00%	0
			Standard Ins Co	1.53%	871				Metropolitan Life Ins Co	0.00%	0
			Guardian Life Ins Co Of Amer	1.51%	861				Union Security Ins Co	0.00%	0
			Lincoln Natl Life Ins Co	1.25%	714				Transamerica Premier Life Ins Co	0.00%	0
			Union Security Ins Co	1.07%	608				Prudential Ins Co Of Amer	0.00%	0
			United Of Omaha Life Ins Co	1.01%	576				Reliable Life Ins Co	0.00%	0
			Transamerica Life Ins Co	0.90%	513				Reliance Standard Life Ins Co	0.00%	0
									Security Life Of Denver Ins Co	0.00%	0
									Washington Natl Ins Co	0.00%	0
									Genworth Life & Ann Ins Co	0.00%	0

\*Premiums under \$500 are rounded to zero.

## LIFE MARKET SHARE 2017 (\$000)

Company Name	% of Market	Direct Prens Written
<b>Total</b>		
Pruco Life Ins Co	31.91%	136,705
Lombard Intl Life Assur Co	10.61%	45,447
New York Life Ins Co	10.49%	44,940
Metropolitan Life Ins Co	3.69%	15,811
State Farm Life Ins Co	3.57%	15,285
Lincoln Natl Life Ins Co	2.60%	11,135
Zurich Amer Life Ins Co	2.27%	9,705
New York Life Ins & Ann Corp	1.54%	6,598
Prudential Ins Co Of Amer	1.44%	6,148
John Hancock Life Ins Co USA	1.39%	5,949
Northwestern Mut Life Ins Co	1.37%	5,883
Pacific Life Ins Co	1.30%	5,564
Aetna Life Ins Co	1.23%	5,263
USAA Life Ins Co	1.14%	4,899
Minnesota Life Ins Co	1.14%	4,880
Unum Life Ins Co Of Amer	1.06%	4,520
Brighthouse Life Ins Co	1.00%	4,272
Primerica Life Ins Co	0.93%	3,986
Lincoln Benefit Life Co	0.92%	3,927
Reliastar Life Ins Co	0.82%	3,530

## ANNUITY MARKET SHARE 2017 (\$000)

Company Name	% of Market	Direct Prens Written
<b>Ordinary</b>		
Lombard Intl Life Assur Co	24.87%	74,000
New York Life Ins & Ann Corp	19.20%	57,117
Lincoln Natl Life Ins Co	10.12%	30,111
Jackson Natl Life Ins Co	7.14%	21,232
American Gen Life Ins Co	2.52%	7,504
Pruco Life Ins Co	1.94%	5,768
Delaware Life Ins Co	1.89%	5,615
USAA Life Ins Co	1.83%	5,443
Principal Life Ins Co	1.78%	5,308
Transamerica Premier Life Ins Co	1.75%	5,199
Variable Ann Life Ins Co	1.72%	5,114
Athene Ann & Life Co	1.71%	5,088
Forethought Life Ins Co	1.56%	4,645
American Natl Ins Co	1.50%	4,450
Members Life Ins Co	1.44%	4,277
RiverSource Life Ins Co	1.42%	4,239
Allianz Life Ins Co Of N Amer	1.40%	4,166
Teachers Ins & Ann Assoc Of Amer	1.19%	3,540
Fidelity & Guar Life Ins Co	0.93%	2,771
AXA Equitable Life Ins Co	0.88%	2,628

Company Name	% of Market	Direct Prens Written
<b>Group</b>		
Voya Retirement Ins & Ann Co	27.49%	26,525
American United Life Ins Co	15.33%	14,788
Lincoln Natl Life Ins Co	11.61%	11,203
Teachers Ins & Ann Assoc Of Amer	11.09%	10,705
Great W Life & Ann Ins Co	8.66%	8,355
Variable Ann Life Ins Co	5.83%	5,625
AXA Equitable Life Ins Co	5.64%	5,444
Massachusetts Mut Life Ins Co	3.46%	3,338
Metropolitan Life Ins Co	3.12%	3,009
Prudential Ins Co Of Amer	2.50%	2,414
Athene Ann & Life Co	1.19%	1,148
Guardian Ins & Ann Co Inc	0.95%	915
Symetra Life Ins Co	0.61%	588
American Gen Life Ins Co	0.45%	437
Minnesota Life Ins Co	0.39%	380
Banner Life Ins Co	0.31%	301
Ameritas Life Ins Corp	0.27%	258
RiverSource Life Ins Co	0.17%	164
Sentry Life Ins Co	0.15%	141
Principal Life Ins Co	0.13%	126

Company Name	% of Market	Direct Prens Written
<b>Total</b>		
Lombard Intl Life Assur Co	18.78%	74,000
New York Life Ins & Ann Corp	14.49%	57,117
Lincoln Natl Life Ins Co	10.48%	41,314
Voya Retirement Ins & Ann Co	6.73%	26,525
Jackson Natl Life Ins Co	5.39%	21,232
American United Life Ins Co	3.78%	14,913
Teachers Ins & Ann Assoc Of Amer	3.62%	14,245
Variable Ann Life Ins Co	2.73%	10,739
Great W Life & Ann Ins Co	2.43%	9,567
AXA Equitable Life Ins Co	2.05%	8,072
American Gen Life Ins Co	2.02%	7,941
Athene Ann & Life Co	1.58%	6,236
Pruco Life Ins Co	1.46%	5,768
Delaware Life Ins Co	1.43%	5,617
USAA Life Ins Co	1.38%	5,443
Principal Life Ins Co	1.38%	5,433
Transamerica Premier Life Ins Co	1.32%	5,199
Massachusetts Mut Life Ins Co	1.24%	4,867
Forethought Life Ins Co	1.18%	4,645
American Natl Ins Co	1.14%	4,494

## LIFE ANNUITY TOTAL BUSINESS 2017 (\$000)

Company Name	DOM	Issued During Current Year	Ceased In Force During Current Year	In Force End of Year	Life Insurance Premiums	Annuity Considerations	Claims and Benefits Paid	Dividends
4 Ever Life Ins Co	IL	0	-80	466	6	0	0	0
5 Star Life Ins Co	NE	71,638	-32,594	393,745	276	0	60	0
AAA Life Ins Co	MI	20,972	-14,069	100,591	499	5	223	0
Ability Ins Co	NE	0	0	0	0	0	0	0
Accordia Life & Ann Co	IA	0	8,358	143,461	1,990	0	778	18
Aetna Life Ins Co	CT	0	-307	2,925,188	5,263	59	2,273	27
Allianz Life Ins Co Of N Amer	MN	774	-3,689	47,121	783	4,166	11,091	0
Allstate Assur Co	IL	81,520	-14,395	197,033	593	0	250	0
Allstate Life Ins Co	IL	14,627	-19,082	241,803	1,318	43	4,390	0
Amalgamated Life Ins Co	NY	0	-2,199	33,029	0	0	0	0
American Amicable Life Ins Co Of TX	TX	20	-1,570	8,594	75	7	178	4
American Bankers Life Assur Co Of FL	FL	0	-2,458	5,700	50	0	83	0
American Equity Invest Life Ins Co	IA	0	0	41	0	657	2,030	0
American Family Life Assur Co of Col	NE	16,838	-21,073	88,096	531	0	327	0
American Family Life Ins Co	WI	37	1,646	29,904	93	0	132	8
American Fidelity Assur Co	OK	11,570	-3,882	55,310	374	1,540	857	0
American Fidelity Life Ins Co	FL	0	-2,648	6,580	9	0	0	0
American Gen Life Ins Co	TX	118,751	-76,221	1,799,906	3,488	7,941	5,716	34
American Heritage Life Ins Co	FL	1,356	-4,407	32,325	222	0	40	0
American Hlth & Life Ins Co	TX	0	-595	1,982	39	0	15	0
American Income Life Ins Co	IN	33,719	-21,352	125,024	2,114	0	407	0
American Memorial Life Ins Co	SD	44	-100	2,952	34	1	165	14
American Natl Ins Co	TX	19,957	-20,192	121,230	501	4,494	1,699	1
American Natl Life Ins Co Of TX	TX	0	0	167	1	0	0	0
American Public Life Ins Co	OK	0	0	0	0	0	0	0
American Republic Ins Co	IA	1,659	-1,900	849	69	0	100	1
American United Life Ins Co	IN	20,725	-9	70,009	1,193	14,913	76,814	22
Americo Fin Life & Ann Ins Co	TX	50	0	3,968	45	1,284	80	1
Ameritas Life Ins Corp	NE	4,832	-5,228	71,787	484	261	362	24
Amica Life Ins Co	RI	750	-2,405	15,982	32	0	0	0
Annuity Investors Life Ins Co	OH	0	0	0	0	186	145	0



## LIFE ANNUITY TOTAL BUSINESS 2017 (\$000)

Company Name	DOM	Issued During Current Year	Ceased In Force During Current Year	In Force End of Year	Life Insurance Premiums	Annuity Considerations	Claims and Benefits Paid	Dividends
Anthem Life Ins Co	IN	0	-2,842	313	7	0	0	0
Assurity Life Ins Co	NE	943	-823	7,711	54	0	45	12
Athene Ann & Life Assur Co of NY	NY	0	-21	193	16	0	15	0
Athene Ann & Life Co	IA	0	-5,843	28,708	429	6,236	2,256	21
Athene Annuity & Life Assur Co	DE	0	-2,108	22,270	110	0	129	1
Aurora Natl Life Assur Co	CA	0	-207	729	6	0	514	0
AXA Equitable Life & Ann Co	CO	0	-1	314	1	0	0	0
AXA Equitable Life Ins Co	NY	5,426	-11,632	290,751	1,347	8,072	18,411	320
Baltimore Life Ins Co	MD	84	-446	1,005	27	0	154	0
Bankers Fidelity Life Ins Co	GA	225	-165	395	10	0	0	0
Bankers Life & Cas Co	IL	155	429	5,128	62	111	161	3
Banner Life Ins Co	MD	78,263	-26,912	726,576	1,128	301	544	1
Beneficial Life Ins Co	UT	0	-1,198	27,201	93	0	150	6
Berkley Life & Hlth Ins Co	IA	0	-2	18	1	0	0	0
Berkshire Hathaway Life Ins Co NE	NE	0	0	0	0	0	28	0
Berkshire Life Ins Co of Amer	MA	0	0	2,900	2	0	0	0
Boston Mut Life Ins Co	MA	26	-31	2,219	25	0	43	1
Brighthouse Life Ins Co	DE	5,600	-32,526	693,311	4,272	1,135	32,172	13
Capitol Life Ins Co	TX	0	0	0	0	0	26	0
Central Security Life Ins Co	TX	0	-14	149	1	1	30	0
Central States H & L Co Of Omaha	NE	10,686	-12,249	38,603	255	0	71	0
Centurion Life Ins Co	IA	0	-11	0	0	0	8	0
Chesapeake Life Ins Co	OK	3,913	-1,388	6,316	33	0	98	0
Church Life Ins Corp	NY	80	-34	3,660	40	12	65	0
CM Life Ins Co	CT	266	-1,116	7,624	65	8	48	0
CMFG Life Ins Co	IA	5,306	-7,548	52,518	792	300	85,616	31
Colonial Life & Accident Ins Co	SC	38,185	-31,774	72,444	383	0	381	0
Colonial Penn Life Ins Co	PA	275	-213	3,951	300	0	152	0
Colorado Bankers Life Ins Co	NC	841	81	4,561	46	65	47	0
Columbian Mut Life Ins Co	NY	0	-107	150	3	1	3	1
Columbus Life Ins Co	OH	1,537	73	10,710	261	2	56	2

## LIFE ANNUITY TOTAL BUSINESS 2017 (\$000)

Company Name	DOM	Issued During Current Year	Ceased In Force During Current Year	In Force End of Year	Life Insurance Premiums	Annuity Considerations	Claims and Benefits Paid	Dividends
Combined Ins Co Of Amer	IL	1,220	-399	3,309	51	0	123	0
Commonwealth Ann & Life Ins Co	MA	0	-107	5,172	30	21	411	5
Companion Life Ins Co	SC	0	0	0	0	0	0	0
Connecticut Gen Life Ins Co	CT	838	-2,299	35,910	227	0	310	1
Constitution Life Ins Co	TX	0	-288	149	6	0	0	0
Continental Amer Ins Co	NE	120	-280	165	1	0	0	0
Continental Gen Ins Co	TX	0	6	657	6	0	10	0
Country Investors Life Assur Co	IL	50	-475	5,569	35	165	1,136	0
Country Life Ins Co	IL	57,102	-56,413	584,377	2,124	0	1,122	105
Dearborn Natl Life Ins Co	IL	0	346	712	8	0	21	0
Delaware Amer Life Ins Co	DE	0	0	0	1	0	0	0
Delaware Life Ins Co	DE	0	-144	22,051	52	5,617	4,485	0
Eagle Life Ins Co	IA	0	0	0	0	850	0	0
EMC Natl Life Co	IA	0	-4,247	9,902	8	0	60	1
Equitable Life & Cas Ins Co	UT	0	-30	2	1	0	0	0
Equitrust Life Ins Co	IL	0	-2,482	11,928	1	42	823	0
Family Heritage Life Ins Co Of Amer	OH	0	-40	0	0	0	0	0
Family Life Ins Co	TX	0	-50	203	3	0	0	0
Family Serv Life Ins Co	TX	0	0	0	0	0	0	0
Farmers New World Life Ins Co	WA	2,353	-632	106,021	417	7	1,607	0
Federal Life Ins Co	IL	0	105	211	2	0	0	0
Fidelity & Guar Life Ins Co	IA	20,582	-10,607	125,088	722	2,771	2,858	0
Fidelity Investments Life Ins Co	UT	0	-1,750	22,600	31	1,435	1,191	0
Fidelity Life Assn A Legal Reserve L	IL	11,287	-7,631	55,035	318	0	1	0
Fidelity Security Life Ins Co	MO	92	-315	185	11	0	10	0
First Allmerica Fin Life Ins Co	MA	0	591	1,074	6	0	77	8
First Hlth Life & Hlth Ins Co	TX	0	-1	8	0	0	0	0
First Penn Pacific Life Ins Co	IN	0	-5,360	73,697	110	0	39	0
Foresters Life Ins Ann Co	NY	0	124	2,114	1	0	5	0
Forethought Life Ins Co	IN	283	-451	3,199	311	4,645	1,081	0
Funeral Directors Life Ins Co	TX	23	-20	597	41	51	129	0
Garden State Life Ins Co	TX	0	-1,629	5,056	57	0	251	0

## LIFE ANNUITY TOTAL BUSINESS 2017 (\$000)

Company Name	DOM	Issued During Current Year	Ceased In Force During Current Year	In Force End of Year	Life Insurance Premiums	Annuity Considerations	Claims and Benefits Paid	Dividends
General Amer Life Ins Co	MO	0	-473	18,801	162	0	204	39
Genworth Life & Ann Ins Co	VA	0	-42,050	651,853	1,404	3	3,402	0
Genworth Life Ins Co	DE	0	-7,813	187,075	432	0	3,871	0
Gerber Life Ins Co	NY	6,950	-6,211	89,540	695	0	191	0
Globe Life & Accident Ins Co	NE	23,479	-25,254	86,783	1,007	0	498	0
Golden Rule Ins Co	IN	0	-249	9,292	1	0	0	0
Government Personnel Mut Life Ins Co	TX	0	-82	3,063	27	0	8	6
Great Amer Life Ins Co	OH	0	-154	6,189	17	799	1,476	0
Great Southern Life Ins Co	TX	0	-10	1,679	23	0	10	0
Great W Life & Ann Ins Co	CO	5,550	-7,891	193,776	394	9,567	25,749	11
Guarantee Trust Life Ins Co	IL	65	-35	1,187	11	0	8	0
Guardian Ins & Ann Co Inc	DE	0	343	3,549	5	1,026	1,682	0
Guardian Life Ins Co Of Amer	NY	37,881	51,155	780,338	2,741	0	1,631	404
Guggenheim Life & Ann Co	DE	0	-2,001	17,171	2	59	103	0
Hartford Life & Accident Ins Co	CT	257,854	30,731	997,227	2,621	0	1,310	0
Hartford Life & Ann Ins Co	CT	0	-10,076	357,923	1,432	33	5,460	0
Hartford Life Ins Co	CT	0	-97,598	1,125,006	69	13	45,283	0
HCC Life Ins Co	IN	0	-10	227	2	0	3	0
Heartland Natl Life Ins Co	IN	0	0	3	0	0	0	0
Homesteaders Life Co	IA	739	-207	1,708	705	19	252	0
Horace Mann Life Ins Co	IL	3,666	-4,954	94,636	431	1,220	1,732	0
IA Amer Life Ins Co	TX	312	-278	2,430	61	0	19	0
Idealife Ins Co	CT	0	-27	569	3	0	10	0
Industrial Alliance Ins & Fin Serv I	TX	0	0	536	7	0	0	0
Integrity Life Ins Co	OH	0	32	659	0	648	267	0
Investors Life Ins Co N Amer	TX	0	10	676	4	0	10	0
Jackson Natl Life Ins Co	MI	0	-38,513	255,614	980	21,232	12,441	3
Jefferson Natl Life Ins Co	TX	0	-306	2,644	62	1,393	37	50
John Alden Life Ins Co	WI	0	0	0	8	0	0	0
John Hancock Life & Hlth Ins Co	MA	0	-139	253	0	0	0	0

## LIFE ANNUITY TOTAL BUSINESS 2017 (\$000)

Company Name	DOM	Issued During Current Year	Ceased In Force During Current Year	In Force End of Year	Life Insurance Premiums	Annuity Considerations	Claims and Benefits Paid	Dividends
John Hancock Life Ins Co USA	MI	21,483	37,026	755,879	5,949	157	126,295	841
Kansas City Life Ins Co	MO	835	-1,652	15,008	80	20	307	4
Lafayette Life Ins Co	OH	0	11	1,625	19	0	16	3
Landmark Life Ins Co	TX	0	-15	45	4	0	0	0
Liberty Bankers Life Ins Co	OK	0	0	20	2	98	239	0
Liberty Life Assur Co Of Boston	NH	11,534	6,253	176,549	421	0	593	0
Liberty Natl Life Ins Co	NE	8,850	-12,550	147,018	1,191	0	505	0
Life Ins Co Of N Amer	PA	84,888	325,302	981,440	1,880	0	2,841	0
Life Ins Co Of The Southwest	TX	60,287	-38,421	200,314	1,186	23	616	0
LifeMap Assur Co	OR	1,750	0	1,750	2	0	0	0
LifeSecure Ins Co	MI	0	-3	422	3	0	159	0
Lifewise Assur Co	WA	0	-19	140	1	0	0	0
Lincoln Benefit Life Co	NE	3,641	-120,270	1,361,467	3,927	101	2,815	0
Lincoln Heritage Life Ins Co	IL	260	-388	1,950	142	0	91	0
Lincoln Life & Ann Co of NY	NY	0	-90	457	3	0	58	0
Lincoln Natl Life Ins Co	IN	110,386	-101,559	1,377,774	11,135	41,314	28,089	39
Lombard Intl Life Assur Co	PA	169,357	-104,637	3,463,362	45,447	74,000	38,178	0
Loyal Amer Life Ins Co	OH	0	-1	91	1	0	14	0
Lumico Life Ins Co	MO	204	0	204	0	0	0	0
Madison Natl Life Ins Co Inc	WI	5	-21	1,015	16	26	25	0
Manhattan Life Ins Co	NY	0	-107	81	2	0	48	0
Manhattan Natl Life Ins Co	OH	0	-205	2,996	19	0	11	0
ManhattanLife Assur Co of Amer	AR	0	0	0	1	0	0	0
Massachusetts Mut Life Ins Co	MA	27,384	-4,574	353,908	1,764	4,867	12,852	734
Medico Ins Co	IA	0	0	13	1	0	1	0
Members Life Ins Co	IA	0	0	3	0	4,277	153	0
Metropolitan Life Ins Co	NY	1,193,381	-936,435	7,898,992	15,811	3,487	40,388	735
Metropolitan Tower Life Ins Co	NE	1,650	-1,519	12,458	83	0	429	0
Mid West Natl Life Ins Co Of TN	TX	0	-95	1,804	14	1	22	0
Midland Natl Life Ins Co	IA	38,133	-15,338	292,434	2,752	1,531	2,045	9
Midwestern United Life Ins Co	IN	0	-6	155	0	0	0	0
Minnesota Life Ins Co	MN	26,895	-445,637	588,920	4,880	2,302	6,803	71

## LIFE ANNUITY TOTAL BUSINESS 2017 (\$000)

Company Name	DOM	Issued During Current Year	Ceased In Force During Current Year	In Force End of Year	Life Insurance Premiums	Annuity Considerations	Claims and Benefits Paid	Dividends
MML Bay State Life Ins Co	CT	0	-153	2,008	18	0	0	0
Mony Life Ins Co	NY	0	-7,138	144,566	1,433	0	3,847	842
Mony Life Ins Co Of Amer	AZ	5,417	-9,079	82,518	581	471	1,955	0
Mutual Of Amer Life Ins Co	NY	431	-905	3,830	31	212	21,451	0
Mutual Trust Life Ins Co a Pan Amer	IL	277	-252	11,650	78	0	120	3
National Benefit Life Ins Co	NY	22	27	1,704	9	0	0	0
National Farmers Union Life Ins Co	TX	0	-61	1,183	11	0	37	0
National Guardian Life Ins Co	WI	19	9	3,066	27	1	70	1
National Life Ins Co	VT	0	1,923	7,025	44	0	70	10
National Teachers Assoc Life Ins Co	TX	0	-25	0	0	0	0	0
National Western Life Ins Co	CO	0	305	3,442	18	109	323	0
Nationwide Life & Ann Ins Co	OH	5,227	-4,607	114,117	1,446	0	103	2
Nationwide Life Ins Co	OH	76	-3,031	84,071	193	956	13,585	27
New England Life Ins Co	MA	0	-994	6,959	46	2	634	0
New York Life Ins & Ann Corp	DE	40,079	-71,598	690,567	6,598	57,117	58,844	0
New York Life Ins Co	NY	856,495	-807,310	6,891,702	44,940	2,339	49,764	14,053
North Amer Co Life & Hlth Ins	IA	8,481	-13,494	143,755	540	213	831	0
Northwestern Mut Life Ins Co	WI	61,923	-14,029	1,027,858	5,883	494	7,178	3,129
NYLife Ins Co Of AZ	AZ	0	-32,911	104,286	526	0	0	0
Occidental Life Ins Co Of NC	TX	0	40	1,322	10	1	0	0
Ohio Natl Life Assur Corp	OH	11,605	-2,975	44,243	183	0	115	0
Ohio Natl Life Ins Co	OH	2,373	-5,731	5,199	380	0	314	34
Ohio State Life Ins Co	TX	0	-269	3,238	19	0	5	0
Old Republic Life Ins Co	IL	0	-6,934	2,091	10	0	0	0
Oxford Life Ins Co	AZ	70	0	70	4	601	26	0
Pacific Guardian Life Ins Co Ltd	HI	0	1	1,076	23	0	0	0
Pacific Life & Ann Co	AZ	0	0	0	0	0	306	0
Pacific Life Ins Co	NE	123,880	-41,074	540,703	5,564	1,985	7,713	4
Pan Amer Life Ins Co	LA	8	-127	259	3	0	0	0
Paul Revere Life Ins Co	MA	0	-5	18	0	0	1	0
Pavonia Life Ins Co of MI	MI	0	-1,350	9,185	34	0	318	0

## LIFE ANNUITY TOTAL BUSINESS 2017 (\$000)

Company Name	DOM	Issued During Current Year	Ceased In Force During Current Year	In Force End of Year	Life Insurance Premiums	Annuity Considerations	Claims and Benefits Paid	Dividends
Penn Ins & Ann Co	DE	100	-3,433	13,680	281	0	589	0
Penn Mut Life Ins Co	PA	2,750	-9,082	23,632	196	215	1,882	52
PHL Variable Ins Co	CT	1,164	-1,642	77,396	462	27	819	0
Phoenix Life & Ann Co	CT	0	0	3,750	6	0	0	0
Phoenix Life Ins Co	NY	0	278	23,169	196	0	91	47
Physicians Life Ins Co	NE	102	188	5,904	296	0	158	0
Pioneer Amer Ins Co	TX	1,454	-495	1,635	25	0	0	0
Primerica Life Ins Co	TN	92,902	-110,137	1,219,878	3,986	0	3,033	0
Principal Life Ins Co	IA	92,852	-62,526	850,010	2,386	5,433	2,722	58
Principal Natl Life Ins Co	IA	39,227	-13,930	204,021	453	0	0	0
Protective Life Ins Co	TN	93,168	-60,091	848,340	2,043	53	3,319	2
Provident Life & Accident Ins Co	TN	973	-1,519	6,731	85	0	405	0
Pruco Life Ins Co	AZ	570,529	-134,696	2,270,108	136,705	5,768	8,812	0
Prudential Ann Life Assur Corp	AZ	0	447	462	1	15	3,452	0
Prudential Ins Co Of Amer	NJ	178,611	-129,748	1,609,068	6,148	2,540	28,002	1,547
Prudential Retirement Ins & Ann Co	CT	0	0	0	0	0	329	0
Reliable Life Ins Co	MO	0	203	370	0	0	0	0
Reliance Standard Life Ins Co	IL	2,700	-54,421	668,567	1,657	2,007	404	0
Reliastar Life Ins Co	MN	190,869	-195,230	941,372	3,530	863	12,797	32
Reliastar Life Ins Co Of NY	NY	0	-107	4,925	112	0	89	0
RiverSource Life Ins Co	MN	18,356	-4,187	139,393	1,920	4,403	5,035	0
S USA Life Ins Co Inc	AZ	35	0	120	3	0	0	0
Securian Life Ins Co	MN	15,709	-19,669	695,712	1,254	14	372	0
Security Benefit Life Ins Co	KS	0	223	11,225	91	879	1,167	1
Security Life Of Denver Ins Co	CO	755	14,579	111,520	711	0	361	0
Security Mut Life Ins Co Of NY	NY	4,771	184	7,032	74	0	14	2
Security Natl Life Ins Co	UT	25	-5	711	9	0	19	0
Senior Life Ins Co	GA	0	-203	283	14	0	0	0
Sentry Life Ins Co	WI	0	-1,691	8,673	39	141	375	0
Settlers Life Ins Co	WI	25	1	117	0	0	1	0
Standard Ins Co	OR	13,349	-4,038	243,770	966	1,455	14,401	91

## LIFE ANNUITY TOTAL BUSINESS 2017 (\$000)

Company Name	DOM	Issued During Current Year	Ceased In Force During Current Year	In Force End of Year	Life Insurance Premiums	Annuity Considerations	Claims and Benefits Paid	Dividends
Standard Life & Accident Ins Co	TX	0	-505	1,211	4	0	0	0
Standard Security Life Ins Co Of NY	NY	0	0	79	1	0	0	0
Starmount Life Ins Co	LA	0	0	75	1	0	0	0
State Farm Life Ins Co	IL	380,358	-236,420	3,226,321	15,285	597	7,501	1,376
State Life Ins Co	IN	424	279	1,900	135	236	79	1
State Mut Ins Co	GA	0	0	48	3	0	0	1
Sterling Investors Life Ins Co	IN	0	0	0	2	0	0	0
Sun Life & Hlth Ins Co	MI	0	0	126	1	0	10	0
Sunset Life Ins Co Of Amer	MO	0	-4,402	34,346	235	1	244	4
Surety Life Ins Co	NE	0	-600	6,264	52	0	150	0
Swiss Re Life & Hlth Amer Inc	MO	0	0	0	0	0	5	0
Symetra Life Ins Co	IA	454,391	6,531	817,917	2,208	2,840	5,187	0
Teachers Ins & Ann Assoc Of Amer	NY	0	-1,098	15,187	255	14,245	8,361	179
Texas Life Ins Co	TX	9,349	-3,144	58,627	494	0	31	0
The Cincinnati Life Ins Co	OH	4,925	-3,651	26,478	57	0	0	0
The Savings Bank Mut Life Ins Co of	MA	22,151	-1,728	167,600	194	0	8	10
Thrivent Life Ins Co	WI	0	51	5,276	29	110	301	0
TIAA Cref Life Ins Co	NY	2,156	-3,802	53,744	431	142	39	0
Time Ins Co	WI	850	-605	759	35	0	233	0
Trans World Assur Co	CA	150	-3,470	6,904	11	0	13	0
Transamerica Advisors Life Ins Co	AR	0	667	21,327	25	0	767	0
Transamerica Financial Life Ins Co	NY	0	-312	2,778	20	0	6,133	0
Transamerica Life Ins Co	IA	31,736	-54,955	705,400	3,369	1,351	24,943	26
Transamerica Premier Life Ins Co	IA	31,008	-22,621	306,102	2,127	5,199	4,554	0
Trustmark Ins Co	IL	229	-119	2,611	34	0	8	0
Trustmark Life Ins Co	IL	0	-922	160	2	0	0	0
Unicare Life & Hlth Ins Co	IN	0	-40	0	0	0	0	0
Unified Life Ins Co	TX	0	-34	129	2	0	1	0
Unimerica Ins Co	WI	0	0	0	0	0	0	0
Union Fidelity Life Ins Co	KS	0	-65	1,058	23	0	39	0
Union Labor Life Ins Co	MD	100	3,931	18,821	131	0	303	3

## LIFE ANNUITY TOTAL BUSINESS 2017 (\$000)

Company Name	DOM	Issued During Current Year	Ceased In Force During Current Year	In Force End of Year	Life Insurance Premiums	Annuity Considerations	Claims and Benefits Paid	Dividends
Union Security Ins Co	KS	0	11,683	180,980	681	2	1,046	8
United Amer Ins Co	NE	0	-4	80	2	0	0	0
United Fidelity Life Ins Co	TX	0	-21	505	10	0	23	0
United Heritage Life Ins Co	ID	670	503	1,967	12	0	43	1
United Of Omaha Life Ins Co	NE	75,315	-14,503	434,787	2,343	204	1,940	0
United Security Assur Co Of PA	PA	0	0	65	0	0	0	0
United States Life Ins Co in the Cit	NY	0	-11,970	43,349	175	0	926	0
United World Life Ins Co	NE	0	-25	326	3	0	5	0
UnitedHealthcare Ins Co	CT	575	-4,126	12,087	34	0	30	0
Unum Life Ins Co Of Amer	ME	166,068	-931,650	2,396,611	4,520	0	5,373	7
US Br Great West Life Assur Co	MI	0	-293	1,898	15	0	1	5
US Br Sun Life Assur Co of Canada	MI	0	28,368	165,457	932	0	11,460	162
US Business of Canada Life Assur Co	MI	0	-1,110	26,738	209	0	183	17
US Financial Life Ins Co	OH	0	-975	28,944	135	0	75	0
USAA Life Ins Co	TX	178,333	-106,057	2,130,893	4,899	5,443	6,849	147
USable Life	AR	100	-75,145	460,701	1,780	0	210	0
Vantis Life Ins Co	CT	500	460	1,082	8	1,210	20	0
Variable Ann Life Ins Co	TX	0	0	0	0	10,739	12,961	0
Voya Ins & Ann Co	IA	0	-46	1,361	19	1,212	11,700	16
Voya Retirement Ins & Ann Co	CT	0	-1,503	13,423	110	26,525	37,580	0
Washington Natl Ins Co	IN	0	-288	3,032	24	0	226	1
West Coast Life Ins Co	NE	0	-25,542	256,769	513	0	513	2
Western United Life Assur Co	WA	0	0	0	0	47	178	0
Wilcac Life Ins Co	IL	0	-162	3,754	28	0	321	6
Wilco Life Ins Co	IN	0	-19,509	257	221	0	423	3
Wilton Reassur Life Co of NY	NY	0	-105	3,798	21	0	6	0
Zale Life Ins Co	AZ	51	-180	0	1	0	0	0
Zurich Amer Life Ins Co	IL	0	48,380	364,096	9,705	13	267	0
Total Companies: 277		6,559,267	-5,293,915	64,074,456	428,341	394,051	1,041,965	25547



# HEALTH INSURERS

Recap **42**

Claims Survey **42**

Individual **43**

Group **44**

Admitted Companies **45**

Market Share **46**

Total Business **47-51**

## ACCIDENT & HEALTH RECAP 2017 (\$000)

	Premiums	Direct Earned Premiums	Direct Losses Paid	Direct Losses Incurred
<b>Group</b>				
Property	10,113	9,893,972	5,681,254	6,443,914
Life	266,565	267,543,314	207,156,385	211,751,022
Health	282,306	281,767,625	238,869,205	231,989,437
Group Subtotal	558,984	559,205	451,707	450,184
<b>Credit</b>				
Property	120	150	37	16
Life	170	357	37	19
Credit Subtotal	290	507	74	36
<b>Federal Employees Health Benefits Program</b>				
Life	13,286	13,286	13,101	13,101
Health	337,406	337,406	324,415	325,896
Federal Employees Subtotal	350,692	350,692	337,516	338,997
<b>All Other</b>				
Property	4,867	4,717,064	3,093,396	2,645,683
Life	55,843	57,119	32,113	38,461
Health	248,331	248,188,001	210,113,892	192,901,222
Fraternal	393	383,922	287,636	820,235
All Other Subtotal	309,434	310,408	245,608	234,828
Total	1,219,400	1,220,812	1,034,905	1,024,045

Note: Health insurance coverage is written by various types of companies. These companies may be structured differently and may have different reporting requirements based on their type. This section on health insurance coverage written in Alaska reports information regardless of the type of insurer except where noted.

## HEALTH INSURANCE CLAIMS SURVEY 2017

Total # of claims incurred during the reporting year?	1,974,977
1. Of the incurred claims, how many of these were CLEAN claims?	1,871,686
A. Of the incurred CLEAN claims, how many of these were paid within 30 days of receipt of initial claim?	1,780,554
2. Of the incurred claims, how many of these were not CLEAN claims?	103,290
A. Of the incurred claims that were not CLEAN, how many provided notice within 30 days of receipt of initial claim?	99,440
B. Of the incurred claims that were not CLEAN, how many of these were paid within 15 days after receipt of information requested OR within the 30 after receipt of the initial claim?	45,646
3. Of the incurred claims, how many had INTEREST PAID during the reporting year due to late payment of claims?	7,588
A. Of the incurred claims that had INTEREST PAID, what is the total dollar amount paid during the reporting year due to late payment of claims?	297,395
4. Of the incurred claims, how many were denied and internally appealed under AS 21.07 during the reporting year?	791
A. Of the claims that were internally appealed, how many were paid?	273
5. ***Of all claims (regardless of service date), how many external appeals were requested by a consumer to be considered under AS 21.07 during the reporting year?	30
A. Of the claims that were requested for external appeal, how many received a determination by the external appeal agency?	3
B. Of the claims that received a determination, how many were paid?	23

\*\*\*Please note that #5 is asking for all claims, not just those incurred during 2017.

## INDIVIDUAL HEALTH INSURANCE 2017

Product	# New Policies Issued	# Policies Terminated	# Policies In Force End of Year	# Individuals Covered End of Year	Member Months	Direct Premium Paid	Direct Losses Paid
Comprehensive Major Medical							
Association	-	7	13	13	189	141,218	2,763
Direct	9,555	10,437	11,342	17,242	221,419	208,008,507	179,862,209
Short-Term Medical	228	503	28	60	706	306,279	108,360
Accident or AD&D	10,741	8,715	82,616	127,165	1,512,599	5,261,074	1,837,085
Dental	2,155	2,050	3,465	4,768	58,863	2,111,896	1,262,113
Disability Income	1,703	1,789	8,360	8,463	99,026	10,578,463	3,791,853
Fixed Indemnity	1,133	1,087	5,540	9,687	110,425	2,579,912	843,395
Long Term Care	140	148	4,950	5,261	63,012	11,200,561	5,666,119
Medicare Supplement	1,235	412	5,469	5,567	61,060	10,806,868	7,392,678
Specified Disease	1,776	1,761	10,572	19,466	221,630	5,169,665	1,999,246
Vision	380	413	1,055	1,859	18,038	303,055	138,771
Other*	20	28	167	235	2,938	31,799	20,019
Total**	29,066	27,350	133,577	199,786	2,369,906	256,499,297	202,924,613

\*Other includes Health - Travel, Home Care, Recovery Care.

\*\*Totals must balance to the NAIC Annual statement Alaska State Page, as described in the instructions this Health Insurance Survey.

## GROUP HEALTH INSURANCE 2017

Product	# New Policies Issued	# Policies Terminated	# Policies In Force End of Year	# Individuals Covered End of Year	Member Months	Direct Premium Paid	Direct Losses Paid
Comprehensive Major Medical							
Single Employer (1-50 employees)	358	386	1,589	15,689	195,703	138,548,645	115,907,618
Single Employer (51+ employees)	84	96	451	26,286	330,376	210,776,518	178,940,745
Multiple Employer Assoc or Trust	0	0	2	1,502	17,239	13,251,749	11,195,944
Other Assoc or Trust	0	0	0	0	0	0	-151
Other Group	1	0	7	574	6,649	1,860,737	988,841
Accident or AD&D	1,760	572	4,222	412,800	5,243,359	11,014,338	8,691,003
Dental	874	429	1,856	50,934	721,611	30,857,468	29,146,167
Disability Income	326	112	967	140,171	1,780,044	42,036,032	26,716,346
Fixed Indemnity	1,037	248	2,002	3,574	41,456	1,348,472	805,163
Long Term Care	0	59	324	1,878	23,332	2,137,602	1,209,150
Medicare Supplement	1,335	743	9,601	9,795	114,915	18,762,297	15,229,568
Specified Disease	845	112	1,205	8,057	96,308	2,107,279	370,722
Vision	106	41	426	207,476	482,358	3,906,995	2,645,834
Other*	45	15	129	104,163	1,234,305	787,880	223,743
Total**	6,771	2,813	22,781	982,900	10,287,655	477,396,011	392,070,694
Other Business							
Stop Loss	151	95	529	143,231	1,673,679	93,649,902	67,036,838
Administrative Services Only	99	410	788	217,327	2,633,549		
Administrative Service Contracts	17	5	46	116,592	1,400,155		

\*Other includes Student Health - Travel, Hospital Surgical Expense, Limited Benefit, etc.

\*\*Totals must balance to the NAIC Annual statement Alaska State Page, as described in the instructions this Health Insurance Survey.

## ADMITTED COMPANIES 2017 - HEALTH (\$000)

NAIC #	Company Name	Assets	Surplus
63444	Accendo Ins Co	12,950	9,700
72052	Aetna Hlth Ins Co	43,809	35,136
12567	Care Improvement Plus S Central Ins	593,648	347,231
80799	Celtic Ins Co	1,170,370	162,501
86371	Clover Ins Co	97,589	48,357
81973	Coventry Hlth & Life Ins Co	1,354,270	1,108,392
81396	Delta Dental Ins Co	307,359	153,600
54941	Delta Dental Plan of OR	146,307	112,700
73474	Dentegra Ins Co	94,563	49,836
67636	DSM USA Ins Co Inc	7,520	6,510
88595	EmpheSys Ins Co	4,409	4,290
12747	Envision Ins Co	428,859	47,459
85286	"Fresenius Hlth Plans Ins Co"	41,679	26,938
78611	HCSC Ins Serv Co	900,721	259,479
70670	Health Care Serv Corp A Mut Legal Re	22,028,156	12,048,966
12902	Healthspring Life & Hlth Ins Co Inc	545,277	258,666
71768	HM Hlth Ins Co	36,715	32,257
60052	Humana Benefit Plan of IL Inc	367,033	208,915
73288	Humana Ins Co	8,716,644	4,184,513
70580	Humanadental Ins Co	98,536	62,269
63762	Medco Containment Life Ins Co	1,292,456	418,424
47098	Moda Hlth Plan Inc	251,811	90,171
67660	Pennsylvania Life Ins Co	18,565	16,871
47570	Premera Blue Cross	2,801,436	1,931,288
61700	Renaissance Life & Hlth Ins Co of Am	91,942	66,309
71420	Sierra Hlth & Life Ins Co Inc	3,270,024	1,511,827

NAIC #	Company Name	Assets	Surplus
12575	SilverScript Ins Co	2,075,392	965,585
80055	Smart Ins Co	5,607	5,453
84549	Symphonix Hlth Ins Inc	357,720	67,024
14208	Tongass Timber Trust	4,446	3,741
85766	United Concordia Ins Co	354,667	236,466
97772	US Hlth & Life Ins Co Inc	26,395	14,217
39616	Vision Serv Plan Ins Co	307,132	173,512
53031	VSP Vision Care Inc	113,680	89,569
83445	Wellcare Hlth Ins of AZ Inc	206,018	68,905
64467	Wellcare Hlth Ins of KY Inc	908,119	313,738
10155	Wellcare Prescription Ins Inc	1,491,334	245,194
12339	Western Grocers Employee Benefit Trust	7,145	3,479
Total Companies: 38		50,580,303	25,389,488

## ACCIDENT & HEALTH MARKET SHARE 2017 (\$000)

Group			Credit			All Other			Total		
Company Name	% of Market	Direct Prens Written	Company Name	% of Market	Direct Prens Written*	Company Name	% of Market	Direct Prens Written	Company Name	% of Market	Direct Prens Written
Premera Blue Cross	45.84%	256,235	Minnesota Life Ins Co	24.94%	73	Premera Blue Cross	77.78%	226,433	Premera Blue Cross	67.28%	820,074
Aetna Life Ins Co	13.28%	74,208	American Bankers Ins Co Of FL	21.00%	61	American Family Life Assur Co of Col	3.90%	11,340	Aetna Life Ins Co	7.67%	93,512
UnitedHealthcare Ins Co	8.82%	49,323	Central States Ind Co Of Omaha	18.42%	54	Humana Ins Co	3.50%	10,195	UnitedHealthcare Ins Co	4.77%	58,145
Moda Hlth Plan Inc	2.52%	14,074	American Republic Ins Co	15.25%	44	Delta Dental Plan of OR	1.43%	4,158	Cigna Hlth & Life Ins Co	1.10%	13,410
HCC Life Ins Co	2.21%	12,328	Central States H & L Co Of Omaha	10.04%	29	Genworth Life Ins Co	1.18%	3,435	HCC Life Ins Co	1.04%	12,619
Lifewise Assur Co	2.18%	12,169	American Bankers Life Assur Co Of FL	7.61%	22	State Farm Mut Auto Ins Co	1.09%	3,184	Lifewise Assur Co	1.00%	12,169
Unum Life Ins Co Of Amer	1.93%	10,797	CMFG Life Ins Co	4.80%	14	VSP Vision Care Inc	1.03%	3,013	Moda Hlth Plan Inc	0.99%	12,043
Reliastar Life Ins Co	1.85%	10,335	American Security Ins Co	2.60%	8	Mutual Of Omaha Ins Co	0.85%	2,474	American Family Life Assur Co of Col	0.93%	11,340
Cigna Hlth & Life Ins Co	1.84%	10,307	Transamerica Cas Ins Co	0.92%	3	New York Life Ins Co	0.59%	1,716	Unum Life Ins Co Of Amer	0.91%	11,101
Metropolitan Life Ins Co	1.83%	10,239	Zale Life Ins Co	0.31%	1	Envision Ins Co	0.59%	1,713	Metropolitan Life Ins Co	0.91%	11,087
US Br Sun Life Assur Co of Canada	1.59%	8,907	Protective Life Ins Co	0.06%	0	Colonial Life & Accident Ins Co	0.55%	1,603	Reliastar Life Ins Co	0.85%	10,335
Symetra Life Ins Co	1.29%	7,229	Transamerica Life Ins Co	0.02%	0	Berkshire Life Ins Co of Amer	0.52%	1,511	Humana Ins Co	0.84%	10,195
Transamerica Premier Life Ins Co	1.11%	6,198	Securian Life Ins Co	0.00%	0	SilverScript Ins Co	0.50%	1,448	US Br Sun Life Assur Co of Canada	0.73%	8,907
Union Labor Life Ins Co	0.97%	5,447	American Gen Life Ins Co	0.00%	0	John Hancock Life Ins Co USA	0.40%	1,153	Symetra Life Ins Co	0.59%	7,229
Health Care Serv Corp A Mut Legal Re	0.93%	5,209	American Heritage Life Ins Co	-0.06%	0	Northwestern Mut Life Ins Co	0.37%	1,081	Transamerica Premier Life Ins Co	0.53%	6,424
Principal Life Ins Co	0.90%	5,032	State Farm Mut Auto Ins Co	-1.54%	-4	American Fidelity Assur Co	0.36%	1,056	Principal Life Ins Co	0.47%	5,780
Life Ins Co Of N Amer	0.88%	4,924	<b>Federal Employees Health Benefits</b>			Metropolitan Life Ins Co	0.29%	848	Union Labor Life Ins Co	0.45%	5,447
Tongass Timber Trust	0.85%	4,769	Premera Blue Cross	96.21	337,406	Wellcare Prescription Ins Inc	0.29%	843	Health Care Serv Corp A Mut Legal Re	0.44%	5,328
Guardian Life Ins Co Of Amer	0.68%	3,825	Aetna Life Ins Co	3.79%	13,286	Provident Life & Accident Ins Co	0.26%	758	Life Ins Co Of N Amer	0.41%	4,940
Unimerica Ins Co	0.57%	3,181	Unimerica Ins Co	0.00%	0	Principal Life Ins Co	0.26%	748	Tongass Timber Trust	0.39%	4,769
Reliance Standard Life Ins Co	0.48%	2,707						Delta Dental Plan of OR	0.34%	4,158	

\*Premiums under \$500 are rounded to zero.

## ACCIDENT & HEALTH TOTAL BUSINESS 2017 (\$000)

Company Name	DOM	Direct Written Prem	Direct Earned Prem	Dividends Paid	Direct Losses Paid	Direct Losses Incurred
21st Century Premier Ins Co	PA	0	0	0	0	0
4 Ever Life Ins Co	IL	568	568	0	447	478
AAA Life Ins Co	MI	109	111	0	8	12
Ability Ins Co	NE	6	7	0	0	0
Accendo Ins Co	UT	0	0	0	0	0
Ace Amer Ins Co	PA	1,106	1,091	0	248	133
Aegis Security Ins Co	PA	0	0	0	0	0
Aetna Life Ins Co	CT	93,512	95,520	0	80,038	80,006
Allianz Life Ins Co Of N Amer	MN	293	296	0	0	0
Allstate Life Ins Co	IL	67	68	0	45	25
American Alt Ins Corp	DE	469	469	0	0	200
American Bankers Ins Co Of FL	FL	61	61	0	7	5
American Bankers Life Assur Co Of FL	FL	23	23	0	1	0
American Family Life Assur Co of Col	NE	11,340	11,464	0	3,766	3,814
American Fidelity Assur Co	OK	1,741	1,829	0	579	610
American Gen Life Ins Co	TX	185	184	0	14	19
American Heritage Life Ins Co	FL	1,175	1,180	0	426	408
American Hlth & Life Ins Co	TX	43	43	0	2	4
American Home Assur Co	NY	3	2	0	0	0
American Income Life Ins Co	IN	265	263	0	67	115
American Natl Ins Co	TX	-12	142	0	11	-1
American Public Life Ins Co	OK	10	10	0	4	5
American Republic Ins Co	IA	70	64	0	51	47
American Security Ins Co	DE	8	8	0	0	0
American United Life Ins Co	IN	0	0	0	39	-17
Americo Fin Life & Ann Ins Co	TX	3	3	0	0	0

Company Name	DOM	Direct Written Prem	Direct Earned Prem	Dividends Paid	Direct Losses Paid	Direct Losses Incurred
Ameritas Life Ins Corp	NE	761	752	0	371	377
Amex Assur Co	IL	116	116	0	0	-9
Arch Ins Co	MO	82	88	0	20	23
Assurity Life Ins Co	NE	87	87	0	48	161
Athene Annuity & Life Assur Co	DE	24	24	0	0	0
Atlantic Specialty Ins Co	NY	0	0	0	0	0
AXA Equitable Life Ins Co	NY	102	104	0	461	452
Axis Ins Co	IL	78	68	0	13	12
Baltimore Life Ins Co	MD	0	0	0	0	0
Bankers Fidelity Life Ins Co	GA	32	0	0	0	0
Bankers Life & Cas Co	IL	88	126	0	335	509
Banner Life Ins Co	MD	1	1	0	0	0
BCS Ins Co	OH	17	17	0	10	8
Benchmark Ins Co	KS	1,628	1,628	0	781	1,644
Berkley Life & Hlth Ins Co	IA	951	950	0	815	667
Berkshire Hathaway Specialty Ins Co	NE	293	293	0	442	627
Berkshire Life Ins Co of Amer	MA	1,511	1,514	0	145	1,069
Best Life & Hlth Ins Co	TX	155	154	0	65	65
Boston Mut Life Ins Co	MA	4	3	0	0	0
BrightHouse Life Ins Co	DE	49	59	0	143	15
Catlin Ins Co	TX	28	11	0	26	17
Celtic Ins Co	IL	4	4	0	0	0
Central States H & L Co Of Omaha	NE	148	192	0	17	61
Central States Ind Co Of Omaha	NE	54	54	0	5	10
Centre Life Ins Co	MA	18	19	0	0	0
Chesapeake Life Ins Co	OK	228	210	0	2	1

## ACCIDENT & HEALTH TOTAL BUSINESS 2017 (\$000)

Company Name	DOM	Direct Written Prem	Direct Earned Prem	Dividends Paid	Direct Losses Paid	Direct Losses Incurred
Cigna Hlth & Life Ins Co	CT	13,410	13,535	0	11,390	11,645
CMFG Life Ins Co	IA	585	581	0	461	466
Colonial Life & Accident Ins Co	SC	2,180	2,234	0	835	844
Colonial Penn Life Ins Co	PA	25	25	0	8	9
Colorado Bankers Life Ins Co	NC	0	0	0	0	0
Combined Ins Co Of Amer	IL	57	56	0	63	68
Commercial Travelers Life Ins Co	NY	0	0	0	0	0
Companion Life Ins Co	SC	1,800	1,802	0	1,450	1,415
Connecticut Gen Life Ins Co	CT	9	21	0	13	8
Constitution Life Ins Co	TX	24	24	0	0	0
Continental Amer Ins Co	NE	619	619	0	124	131
Continental Cas Co	IL	651	940	0	1,375	694
Continental Gen Ins Co	TX	91	100	0	88	459
Country Life Ins Co	IL	138	139	0	0	0
Dearborn Natl Life Ins Co	IL	0	0	0	1	1
Delaware Amer Life Ins Co	DE	7	7	0	5	5
Delta Dental Ins Co	DE	505	506	0	472	471
Delta Dental Plan of OR	OR	4,158	4,158	0	3,145	3,138
Envision Ins Co	OH	1,713	1,713	0	1,327	1,383
Equitable Life & Cas Ins Co	UT	36	36	0	13	14
Family Heritage Life Ins Co Of Amer	OH	41	41	0	0	0
Farmers New World Life Ins Co	WA	3	3	0	0	0
Federal Ins Co	IN	130	135	0	471	453
Federal Life Ins Co	IL	0	0	0	0	0
Fidelity Life Assn A Legal Reserve L	IL	0	0	0	0	0
Fidelity Security Life Ins Co	MO	744	740	0	882	841

Company Name	DOM	Direct Written Prem	Direct Earned Prem	Dividends Paid	Direct Losses Paid	Direct Losses Incurred
First Hlth Life & Hlth Ins Co	TX	749	735	0	798	761
First Penn Pacific Life Ins Co	IN	-2	-2	0	0	0
Forethought Life Ins Co	IN	25	25	0	0	0
Garden State Life Ins Co	TX	0	0	0	0	0
General Amer Life Ins Co	MO	1	1	0	0	0
Genworth Life & Ann Ins Co	VA	5	5	0	0	0
Genworth Life Ins Co	DE	3,863	3,847	0	900	724
Gerber Life Ins Co	NY	429	416	0	1,246	1,307
Globe Life & Accident Ins Co	NE	142	151	0	132	130
Golden Rule Ins Co	IN	64	70	0	39	36
Government Employees Ins Co	MD	1	1	0	0	0
Government Personnel Mut Life Ins Co	TX	3	3	0	3	3
Great Amer Ins Co	OH	3	3	0	0	2
Great Midwest Ins Co	TX	391	391	0	834	171
Great Northern Ins Co	IN	1	1	0	0	0
Great Southern Life Ins Co	TX	19	19	0	23	0
Great W Life & Ann Ins Co	CO	212	112	0	161	161
Guarantee Trust Life Ins Co	IL	15	15	0	1	1
Guardian Life Ins Co Of Amer	NY	4,123	4,144	18	2,900	5,954
Hartford Fire Ins Co	CT	0	0	0	0	0
Hartford Life & Accident Ins Co	CT	2,540	2,536	0	1,761	1,736
Hartford Life & Ann Ins Co	CT	0	0	0	0	0
Hartford Life Ins Co	CT	109	109	0	27	27
HCC Life Ins Co	IN	12,619	12,904	0	10,903	10,914
Health Care Serv Corp A Mut Legal Re	IL	5,328	5,328	0	6,406	6,446
Healthspring Life & Hlth Ins Co Inc	TX	-1	6	0	0	-9



## ACCIDENT & HEALTH TOTAL BUSINESS 2017 (\$000)

Company Name	DOM	Direct Written Prem	Direct Earned Prem	Dividends Paid	Direct Losses Paid	Direct Losses Incurred
Heartland Natl Life Ins Co	IN	4	4	0	4	4
Horace Mann Life Ins Co	IL	18	18	0	24	-1
Humana Ins Co	WI	10,195	10,174	0	7,417	7,062
Humanadental Ins Co	WI	550	549	0	238	233
Independence Amer Ins Co	DE	1	1	0	2	66
Independent Order Of Foresters Us Br	NY	3	3	0	0	0
Individual Assur Co Life Hlth & Acc	OK	16	15	0	6	6
Jackson Natl Life Ins Co	MI	30	29	0	38	38
Jefferson Natl Life Ins Co	TX	0	0	0	0	0
John Alden Life Ins Co	WI	11	10	0	13	-20
John Hancock Life & Hlth Ins Co	MA	5	5	0	0	0
John Hancock Life Ins Co USA	MI	1,601	1,565	0	696	1,648
Kansas City Life Ins Co	MO	125	127	0	63	66
Knights Of Columbus	CT	35	30	0	0	1
Liberty Life Assur Co Of Boston	NH	873	888	0	668	926
Liberty Natl Life Ins Co	NE	17	17	0	0	0
Life Ins Co Of N Amer	PA	4,940	4,961	0	2,849	2,733
Life Ins Co Of The Southwest	TX	0	0	0	0	0
LifeMap Assur Co	OR	0	0	0	2	2
LifeSecure Ins Co	MI	219	219	0	0	3
Lifewise Assur Co	WA	12,169	12,218	0	7,128	7,487
Lincoln Benefit Life Co	NE	165	167	0	13	21
Lincoln Heritage Life Ins Co	IL	0	0	0	0	0
Lincoln Life & Ann Co of NY	NY	1	1	0	0	0
Lincoln Natl Life Ins Co	IN	1,274	1,277	0	879	868
Loyal Amer Life Ins Co	OH	568	564	0	391	424

Company Name	DOM	Direct Written Prem	Direct Earned Prem	Dividends Paid	Direct Losses Paid	Direct Losses Incurred
Madison Natl Life Ins Co Inc	WI	62	49	0	15	-10
Manhattan Life Ins Co	NY	2	2	0	2	2
ManhattanLife Assur Co of Amer	AR	16	16	0	2	2
MAPFRE Life Ins Co	DE	0	0	0	0	0
Markel Ins Co	IL	15	14	0	0	-1
Massachusetts Mut Life Ins Co	MA	312	316	9	13	-21
Medamerica Ins Co	PA	60	60	0	0	0
Medco Containment Life Ins Co	PA	549	549	0	436	482
Medico Ins Co	IA	23	23	0	11	11
Metropolitan Life Ins Co	NY	11,087	10,255	0	16,548	17,638
Mid West Natl Life Ins Co Of TN	TX	18	18	0	2	-1
Minnesota Life Ins Co	MN	1,677	1,667	0	1,058	1,859
Moda Hlth Plan Inc	OR	12,043	12,043	0	49,476	18,441
Mony Life Ins Co	NY	82	86	45	36	151
Mutual Of Amer Life Ins Co	NY	31	31	0	23	23
Mutual Of Omaha Ins Co	NE	2,605	2,568	0	1,828	1,864
Mutual Trust Life Ins Co a Pan Amer	IL	0	0	0	0	0
National Benefit Life Ins Co	NY	0	0	0	0	0
National Cas Co	OH	0	0	0	0	0
National Guardian Life Ins Co	WI	23	23	0	14	14
National Hlth Ins Co	TX	566	568	0	462	636
National Life Ins Co	VT	11	15	0	0	0
National Teachers Assoc Life Ins Co	TX	7	7	0	6	5
National Union Fire Ins Co Of Pitts	PA	1,512	1,532	0	97	152
Nationwide Life Ins Co	OH	1,426	1,423	0	1,030	1,420

## ACCIDENT & HEALTH TOTAL BUSINESS 2017 (\$000)

Company Name	DOM	Direct Written Prem	Direct Earned Prem	Dividends Paid	Direct Losses Paid	Direct Losses Incurred
Natl Foundation Life Ins Co	TX	1	1	0	0	0
New England Life Ins Co	MA	4	4	0	0	0
New York Life Ins Co	NY	2,087	2,072	79	1,037	1,374
North Amer Specialty Ins Co	NH	0	0	0	0	0
North River Ins Co	NJ	0	0	0	3	3
Northwestern Long Term Care Ins Co	WI	320	323	0	53	-165
Northwestern Mut Life Ins Co	WI	1,096	1,055	296	529	1,329
Ohio Natl Life Assur Corp	OH	7	7	0	0	0
Ohio Natl Life Ins Co	OH	4	4	1	35	35
Old Republic Ins Co	PA	0	0	0	2	1
Omaha Ins Co	NE	20	21	0	6	6
Oxford Life Ins Co	AZ	7	5	0	2	2
Pan Amer Life Ins Co	LA	12	11	0	8	8
PartnerRe Amer Ins Co	DE	418	418	0	0	-33
Paul Revere Life Ins Co	MA	203	225	0	146	110
Penn Mut Life Ins Co	PA	15	16	0	0	-1
Pennsylvania Life Ins Co	PA	37	36	0	0	0
Philadelphia Amer Life Ins Co	TX	4	3	0	3	3
Philadelphia Ind Ins Co	PA	12	8	0	0	4
Physicians Life Ins Co	NE	5	5	0	4	4
Physicians Mut Ins Co	NE	271	274	0	160	588
Premera Blue Cross	WA	820,074	819,823	0	693,918	702,511
Principal Life Ins Co	IA	5,780	5,598	0	3,213	3,248
Protective Life Ins Co	TN	3	10	0	0	0
Provident Amer Life & Hlth Ins Co	OH	4	4	0	7	7
Provident Life & Accident Ins Co	TN	760	776	0	368	360
Provident Life & Cas Ins Co	TN	10	10	0	0	0

Company Name	DOM	Direct Written Prem	Direct Earned Prem	Dividends Paid	Direct Losses Paid	Direct Losses Incurred
Prudential Ins Co Of Amer	NJ	2,744	2,776	0	2,271	2,324
QBE Ins Corp	PA	1,742	1,749	0	1,229	1,331
Reliance Standard Life Ins Co	IL	2,707	2,692	0	445	570
Reliastar Life Ins Co	MN	10,335	10,512	0	5,929	6,346
Reliastar Life Ins Co Of NY	NY	38	43	0	0	0
Renaissance Life & Hlth Ins Co of Am	IN	128	128	0	98	99
Reserve Natl Ins Co	OK	20	20	0	106	122
RiverSource Life Ins Co	MN	111	112	0	49	49
Securian Life Ins Co	MN	121	124	0	19	18
Security Natl Life Ins Co	UT	0	0	0	0	0
Senior Hlth Ins Co of PA	PA	50	52	0	311	204
Sentry Ins A Mut Co	WI	7	6	0	2	0
Sentry Life Ins Co	WI	3	3	0	1	-139
Settlers Life Ins Co	WI	1	1	0	0	0
SilverScript Ins Co	TN	1,448	1,430	0	1,107	1,011
Sirius Amer Ins Co	NY	1,289	910	0	0	251
Standard Ins Co	OR	1,509	1,462	0	836	832
Standard Life & Accident Ins Co	TX	11	11	0	40	52
Standard Security Life Ins Co Of NY	NY	583	587	0	144	143
Starmount Life Ins Co	LA	26	26	0	13	14
Starnet Ins Co	DE	1	1	0	0	0
Starr Ind & Liab Co	TX	44	44	0	1	5
State Farm Mut Auto Ins Co	IL	3,908	3,686	0	1,977	1,907
State Mut Ins Co	GA	0	0	0	0	0
Sterling Investors Life Ins Co	IN	1	0	0	0	0
Sterling Life Ins Co	IL	65	67	0	25	23
Symetra Life Ins Co	IA	7,229	7,299	0	5,493	6,112

## ACCIDENT & HEALTH TOTAL BUSINESS 2017 (\$000)

Company Name	DOM	Direct Written Prem	Direct Earned Prem	Dividends Paid	Direct Losses Paid	Direct Losses Incurred
Symphonix Hlth Ins Inc	IL	521	409	0	-105	-41
Teachers Ins & Ann Assoc Of Amer	NY	9	9	0	9	75
Thrivent Financial For Lutherans	WI	355	351	0	288	819
TIAA Cref Life Ins Co	NY	0	0	0	0	0
Time Ins Co	WI	174	174	0	35	35
Tongass Timber Trust	AK	4769	4482	0	4514	4562
Transamerica Cas Ins Co	OH	3	3	0	0	-2
Transamerica Financial Life Ins Co	NY	2	2	0	0	0
Transamerica Life Ins Co	IA	2,150	2,149	0	2,003	2,520
Transamerica Premier Life Ins Co	IA	6,424	6,468	0	3,349	3,645
Travelers Ind Co Of CT	CT	0	0	0	0	-5
Trustmark Ins Co	IL	29	29	0	1	1
Trustmark Life Ins Co	IL	732	735	0	129	125
Unicare Life & Hlth Ins Co	IN	0	0	0	0	0
Unified Life Ins Co	TX	1	1	0	1	1
Unimerica Ins Co	WI	3,181	3,160	0	2,380	2,380
Union Fidelity Life Ins Co	KS	31	31	0	3	3
Union Labor Life Ins Co	MD	5,447	5,490	269	4,942	4,637
Union Security Ins Co	KS	1,126	1,101	0	997	811
United Amer Ins Co	NE	1,175	1,144	0	647	643
United Concordia Ins Co	AZ	9	9	0	52	25
United Heritage Life Ins Co	ID	1	1	0	0	0
United Of Omaha Life Ins Co	NE	591	590	0	268	330
United States Fire Ins Co	DE	858	858	0	1,269	1,248
United States Life Ins Co in the Cit	NY	378	419	0	459	267
United World Life Ins Co	NE	45	45	0	52	55

Company Name	DOM	Direct Written Prem	Direct Earned Prem	Dividends Paid	Direct Losses Paid	Direct Losses Incurred
UnitedHealthcare Ins Co	CT	58,145	58,406	0	43,549	43,864
UnitedHealthcare Life Ins Co	WI	0	0	0	0	0
Unum Life Ins Co Of Amer	ME	11,101	11,159	0	9,546	9,169
US Br Great West Life Assur Co	MI	3	3	0	7	7
US Br Sun Life Assur Co of Canada	MI	8,907	8,991	0	5,617	5,617
US Business of Canada Life Assur Co	MI	10	11	0	52	52
US Specialty Ins Co	TX	45	32	0	0	162
USAA Life Ins Co	TX	734	734	0	548	554
USAble Life	AR	881	868	0	561	561
Voya Ins & Ann Co	IA	0	0	0	0	0
VSP Vision Care Inc	VA	3,013	3,013	0	1,998	2,014
Washington Natl Ins Co	IN	129	130	0	51	41
Wellcare Prescription Ins Inc	FL	843	843	0	787	755
Western Grocers Employee Benefit Tru	OR	2,159	2,159	0	2,112	2,204
Western United Life Assur Co	WA	0	0	0	0	0
Westport Ins Corp	MO	105	105	0	0	33
Wilco Life Ins Co	IN	1	1	0	0	0
Woodmen World Life Ins Soc	NE	1	1	0	0	0
Zale Life Ins Co	AZ	1	1	0	0	0
Zurich Amer Ins Co	NY	23	19	0	0	-8
Zurich Amer Life Ins Co	IL	0	0	0	0	0
Total Companies: 256		1,219,403	1,220,808	717	1,034,910	1,024,042

# PROPERTY/CASUALTY INSURERS

Recap **53**

Admitted Companies **54-61**

Market Share **62-68**

Total Business **69-76**

Title Companies **76**

## PROPERTY/CASUALTY RECAP 2017 (\$000)

	Direct Written Prem	% of Total Prem	Direct Earned Prem	Direct Losses Incurred	Loss Ratio
Aggregate write-ins for other lines of business	1,225	0.08%	1,232	2,338	189.79%
Aircraft (all perils)	39,095	2.65%	32,412	13,422	41.41%
All other A&H	1,272	0.09%	1,259	1,003	79.68%
Allied lines	20,656	1.40%	21,051	44,343	210.64%
Boiler and machinery	7,357	0.50%	8,055	1,219	15.13%
Burglary and theft	770	0.05%	710	-24	-3.32%
Collectively renewable A&H	1	0.00%	1	0	0.00%
Commercial auto no-fault (personal injury protection)	7	0.00%	7	-12	-160.36%
Commercial auto physical damage	12,932	0.88%	13,938	8,173	58.64%
Commercial multiple peril (liability portion)	34,306	2.33%	34,180	17,649	51.64%
Commercial multiple peril (non-liability portion)	59,475	4.04%	59,159	28,526	48.22%
Credit	3,194	0.22%	4,926	4,899	99.45%
Credit A&H (group and individual)	120	0.01%	150	16	10.82%
Earthquake	19,848	1.35%	19,655	23	0.12%
Excess workers' compensation	3,525	0.24%	3,548	3,448	97.18%
Farmowners multiple peril	642	0.04%	645	26	3.96%
Federal employees health benefits plan premium	0	0.00%	0	0	0.00%
Federal flood	1,560	0.11%	1,583	69	4.37%
Fidelity	2,200	0.15%	2,213	389	17.59%
Financial guaranty	219	0.01%	1,510	0	0.00%
Fire	33,493	2.27%	33,057	47,182	142.73%
Group accident and health	10,113	0.69%	9,894	6,444	65.13%
Guaranteed renewable A&H	3,553	0.24%	3,417	1,731	50.66%

	Direct Written Prem	% of Total Prem	Direct Earned Prem	Direct Losses Incurred	Loss Ratio
Homeowners multiple peril	163,918	11.13%	163,817	78,133	47.70%
Inland marine	88,036	5.98%	85,619	24,095	28.14%
Medical professional liability	18,110	1.23%	18,192	12,090	66.46%
Medicare Title XVIII exempt from state taxes or fees	0	0.00%	0	0	0.00%
Mortgage guaranty	17,357	1.18%	18,387	1,683	9.16%
Multiple peril crop	69	0.00%	72	7	9.67%
Non-cancelable A&H	0	0.00%	0	0	0.00%
Non-renewable for stated reasons only	17	0.00%	17	-89	-538.84%
Ocean marine	35,548	2.41%	34,646	31,269	90.25%
Other accident only	25	0.00%	25	1	3.03%
Other commercial auto liability	51,353	3.49%	50,999	29,581	58.00%
Other liability - claims-made	16,580	1.13%	16,789	7,147	42.57%
Other liability - occurrence	72,259	4.91%	72,564	9,353	12.89%
Other private passenger auto liability	275,029	18.68%	274,361	191,759	69.89%
Private crop	0	0.00%	0	0	0.00%
Private flood	792	0.05%	701	5	0.74%
Private passenger auto no-fault (personal injury protection)	-1	0.00%	-2	65	0.00%
Private passenger auto physical damage	193,653	13.15%	190,608	122,218	64.12%
Products liability	3,769	0.26%	3,258	1,547	47.47%
Surety	28,601	1.94%	27,887	-1,439	-5.16%
Warranty	743	0.05%	2,328	1,237	53.13%
Workers' compensation	251,110	17.05%	251,410	105,613	42.01%
<b>Total</b>	<b>1,472,531</b>		<b>1,464,280</b>	<b>795,139</b>	

1. The information contained in the Statistical & Financial Data reports is based on calendar year data. It should not be used to make determinations about the adequacy or excessiveness of insurance premiums because:
  - a. Calendar year data does not match losses with the premiums used to pay the losses. In any calendar year, some of the losses incurred by an insurer in that calendar year will be from policies that were issued in prior years.
  - b. Incurred loss data includes only amounts that an insurer pays as losses for items such as medical treatment and repairing or replacing damaged property. Loss data in these exhibits does not include other costs associated with settling claims such as attorney fees and adjusting costs. The loss data also does not include an insurer's operating expenses.
2. Health business detail and market share are located on pages 43-52.

## ADMITTED COMPANIES 2017 - PROPERTY/CASUALTY (\$000)

NAIC #	Company Name	Assets	Surplus	NAIC #	Company Name	Assets	Surplus	NAIC #	Company Name	Assets	Surplus
44245	21st Century Assur Co	70,491	70,445	40258	AIIG Assur Co	35,075	34,358	40789	American Business & Mercantile Ins M	68,823	32,761
36404	21st Century Cas Co	12,453	12,453	19402	AIIG Prop Cas Co	444,034	416,757	20427	American Cas Co Of Reading PA	142,199	142,156
34789	21st Century Centennial Ins Co	601,137	601,059	34886	AIIG Nissay Dowa Ins Co Of Amer	137,734	64,058	19941	American Commerce Ins Co	340,722	101,425
12963	21st Century Ins Co	997,852	996,135	19399	AIU Ins Co	80,405	77,341	10216	American Contractors Ind Co	338,262	128,552
32220	21st Century N Amer Ins Co	594,567	572,064	10957	Alamance Ins Co	466,308	370,495	19690	American Economy Ins Co	72,348	68,768
36587	21st Century Natl Ins Co	25,405	25,405	38733	Alaska Natl Ins Co	1,004,700	480,316	37990	American Empire Ins Co	21,471	20,959
23795	21st Century Pacific Ins Co	44,397	44,380	38687	Alaska Timber Ins Exch	15,574	7,918	43117	American Equity Ins Co	98,666	98,576
20796	21st Century Premier Ins Co	289,311	289,293	24899	Alea North America Ins Co	189,680	54,011	23450	American Family Home Ins Co	423,195	178,368
23833	21st Century Security Ins Co	200,768	200,610	13285	Allegheny Cas Co	36,099	22,641	24066	American Fire & Cas Co	46,176	40,699
22896	Aca Fin Guar Corp	266,916	56,333	35300	Allianz Global Risks US Ins Co	7,625,636	1,850,576	26247	American Guar & Liab Ins	259,192	184,499
31325	Acadia Ins Co	164,250	53,587	22730	Allied World Ins Co	1,788,067	1,011,616	43494	American Hallmark Ins Co Of TX	423,522	131,803
20010	Acceptance Ind Ins Co	330,638	181,631	10690	Allied World Natl Assur Co	320,917	153,733	39152	American Hlthcare Ind Co	21,559	21,500
12304	Accident Fund Gen Ins Co	250,796	72,196	16624	Allied World Specialty Ins Co	829,148	419,195	19380	American Home Assur Co	25,639,683	6,237,820
10166	Accident Fund Ins Co of Amer	3,664,536	994,709	10212	Allmerica Fin Alliance Ins Co	19,498	19,467	21857	American Ins Co	112,651	66,673
12305	Accident Fund Natl Ins Co	194,622	83,554	41840	Allmerica Fin Benefit Ins Co	45,311	45,286	31895	American Interstate Ins Co	1,234,544	382,061
26379	Accredited Surety & Cas Co Inc	148,717	54,463	29688	Allstate Fire & Cas Ins Co	245,101	239,503	16810	American Mercury Ins Co	368,729	175,434
22667	Ace Amer Ins Co	13,605,973	2,531,807	19240	Allstate Ind Co	115,247	102,774	15911	American Mining Ins Co	40,800	26,361
20702	Ace Fire Underwriters Ins Co	119,883	78,071	19232	Allstate Ins Co	48,302,495	17,454,431	23469	American Modern Home Ins Co	1,030,651	378,757
20699	Ace Prop & Cas Ins Co	8,693,130	1,970,320	36455	Allstate Northbrook Ind Co	59,016	58,688	42722	American Modern Prop & Cas Ins Co	34,092	16,941
19984	ACIG Ins Co	503,402	142,971	17230	Allstate Prop & Cas Ins Co	236,692	215,835	38652	American Modern Select Ins Co	222,311	59,462
22950	Acstar Ins Co	52,610	23,596	37907	Allstate Vehicle & Prop Ins Co	63,074	55,154	28401	American Natl Prop & Cas Co	1,417,974	656,461
44318	Admiral Ind Co	59,498	42,759	32450	ALPS Prop & Cas Ins Co	131,159	40,707	12190	American Pet Ins Co	75,918	37,190
40517	Advantage Workers Comp Ins Co	508,062	215,494	21296	Alterra Amer Ins Co	392,631	223,027	19615	American Reliable Ins Co	219,221	84,449
33898	Aegis Security Ins Co	148,679	53,739	18708	Ambac Assur Corp	5,455,654	699,614	19631	American Road Ins Co	711,891	270,395
36153	Aetna Ins Co of CT	16,350	15,918	19720	American Alt Ins Corp	590,271	201,673	42978	American Security Ins Co	1,376,300	506,280
10014	Affiliated Fm Ins Co	3,163,024	1,779,872	21849	American Automobile Ins Co	126,009	78,029				
22837	AGCS Marine Ins Co	312,118	196,537	10111	American Bankers Ins Co Of FL	2,353,369	561,774				

## ADMITTED COMPANIES 2017 - PROPERTY/CASUALTY (\$000)

NAIC #	Company Name	Assets	Surplus	NAIC #	Company Name	Assets	Surplus	NAIC #	Company Name	Assets	Surplus
17965	American Sentinel Ins Co	43,270	17,834	19801	Argonaut Ins Co	1,820,449	872,777	29580	Berkley Regional Ins Co	762,859	727,993
42897	American Serv Ins Co Inc	187,368	29,724	19828	Argonaut Midwest Ins Co	22,851	17,776	13070	Berkshire Hathaway Assur Corp	2,223,494	1,799,814
41998	American Southern Home Ins Co	135,287	47,306	41459	Armed Forces Ins Exch	139,427	67,541	10391	Berkshire Hathaway Direct Ins Co	151,810	135,789
19704	American States Ins Co	143,479	133,003	24678	Arrowood Ind Co	1,210,991	183,203	20044	Berkshire Hathaway Homes-tate Ins Co	2,938,509	1,660,728
37214	American States Preferred Ins Co	23,480	22,307	43460	Aspen Amer Ins Co	903,887	506,276	22276	Berkshire Hathaway Spe-cialty Ins Co	4,950,467	3,749,637
10872	American Strategic Ins Corp	1,223,091	508,148	21865	Associated Ind Corp	106,420	90,018	20095	BITCO Gen Ins Corp	943,623	293,636
31380	American Surety Co	14,167	10,454	30180	Assured Guar Corp	3,126,710	2,073,166	22250	BlueShore Ins Co	68,971	17,897
40142	American Zurich Ins Co	332,783	234,895	18287	Assured Guar Municipal Corp	5,479,610	2,253,871	27081	Bond Safeguard Ins Co	90,803	39,378
27898	Americas Ins Co	16,589	7,414	29033	Atain Ins Co	88,196	52,159	13528	Brotherhood Mut Ins Co	644,904	266,192
12504	Ameriprise Ins Co	50,061	48,347	20931	Atlanta Intl Ins Co	96,234	26,979	14380	Build Amer Mut Assur Co	515,033	427,315
19488	Amerisure Ins Co	875,049	241,788	27154	Atlantic Specialty Ins Co	2,259,603	618,053	20117	California Cas Ind Exch	575,883	241,589
23396	Amerisure Mut Ins Co	2,369,792	982,512	25422	Atradius Trade Credit Ins Co	117,524	64,492	38865	California Ins Co	1,021,392	622,598
11050	Amerisure Partners Ins Co	88,197	23,981	13412	Austin Mut Ins Co	59,214	49,512	12260	Campmed Cas & Ind Co Inc	20,131	20,108
27928	Amex Assur Co	218,166	175,830	19062	Automobile Ins Co Of Hart-ford CT	1,028,393	305,893	10472	Capitol Ind Corp	592,841	265,268
42390	Amguard Ins Co	878,837	168,663	10367	Avemco Ins Co	87,625	56,168	19348	Capson Physicians Ins Co	28,666	5,017
19976	Amica Mut Ins Co	5,384,567	2,669,490	29530	AXA Art Ins Corp	12,734	10,820	10510	Carolina Cas Ins Co	176,392	103,377
15954	AmTrust Ins Co of KS Inc	106,212	63,878	33022	AXA Ins Co	237,471	135,434	11255	Caterpillar Ins Co	790,645	347,870
34738	Arag Ins Co	82,901	61,315	37273	Axis Ins Co	1,465,290	544,673	24503	Catlin Ind Co	108,909	67,112
30830	Arch Ind Ins Co	102,265	31,013	20370	AXIS Reins Co	3,227,427	966,807	19518	Catlin Ins Co	181,604	55,877
11150	Arch Ins Co	3,921,865	929,779	15610	AXIS Specialty Ins Co	63,653	51,122	34274	Central States Ind Co Of Omaha	542,143	465,990
29114	ARCH Mortgage Assur Co	18,953	18,525	24813	Balboa Ins Co	77,881	78,012	34649	Centre Ins Co	50,591	20,616
18732	Arch Mortgage Guar Co	50,884	49,178	33162	Bankers Ins Co	149,431	77,914	20710	Century Ind Co	525,593	25,000
40266	ARCH Mortgage Ins Co	2,134,562	471,932	18279	Bankers Standard Ins Co	762,895	167,779	26905	Century Natl Ins Co	135,752	41,266
10348	Arch Reins Co	1,987,769	1,287,586	38245	BCS Ins Co	276,645	146,972	25615	Charter Oak Fire Ins Co	925,852	227,354
13694	Arch Structured Mortgage Ins Co	8,160	8,145	37540	Beazley Ins Co Inc	317,074	120,097	22810	Chicago Ins Co	77,202	66,499
16926	Areca Ins Exch	28,425	20,288	21970	Bedivere Ins Co	240,144	107,965	12777	Chubb Ind Ins Co	397,647	171,786
19860	Argonaut Great Central Ins Co	40,778	27,316	41394	Benchmark Ins Co	347,312	98,757				
				32603	Berkley Ins Co	18,358,562	5,479,603				
				38911	Berkley Natl Ins Co	145,876	51,149				

## ADMITTED COMPANIES 2017 - PROPERTY/CASUALTY (\$000)

NAIC #	Company Name	Assets	Surplus	NAIC #	Company Name	Assets	Surplus	NAIC #	Company Name	Assets	Surplus
10052	Chubb Natl Ins Co	406,071	171,493	18961	Crestbrook Ins Co	176,075	86,795	16045	Everest Premier Ins Co	25,725	25,316
18767	Church Mut Ins Co	1,739,844	703,690	31348	Crum & Forster Ind Co	53,908	17,521	26921	Everest Reins Co	9,486,063	3,391,852
22004	CIM Ins Corp	17,692	17,547	10921	CSAA Fire & Cas Ins Co	116,567	46,149	12750	Evergreen Natl Ind Co	48,088	34,452
31534	Citizens Ins Co Of Amer	1,559,419	699,457	37770	CSAA Gen Ins Co	361,796	142,077	24961	Everspan Fin Guar Corp	235,171	233,479
41335	City Natl Ins Co	19,144	12,028	10847	Cumis Ins Society Inc	2,002,755	911,007	35181	Executive Risk Ind Inc	3,231,321	1,489,648
20532	Clarendon Natl Ins Co	1,141,551	274,236	21164	Dairyland Ins Co	1,400,655	477,005	40029	Explorer Ins Co	401,289	143,547
10019	Clearwater Select Ins Co	1,279,812	519,203	16705	Dealers Assur Co	117,061	67,259	21482	Factory Mut Ins Co	19,155,465	12,501,777
31887	Coface N Amer Ins Co	135,930	47,069	18813	Dentists Benefits Ins Co	19,042	13,243	35157	Fair Amer Ins & Reins Co	211,323	193,904
36552	Coliseum Reins Co	277,762	178,163	40975	Dentists Ins Co	351,586	197,955	31925	Falls Lake Natl Ins Co	321,911	58,078
34347	Colonial Amer Cas & Surety Co	25,077	23,365	12718	Developers Surety & Ind Co	620,667	102,084	41483	Farmington Cas Co	1,031,442	274,473
10758	Colonial Surety Co	62,022	40,516	42048	Diamond State Ins Co	97,425	38,531	20281	Federal Ins Co	21,770,040	7,296,678
36927	Colony Specialty Ins Co	67,899	23,740	36463	Discover Prop & Cas Ins Co	135,438	61,766	13935	Federated Mut Ins Co	5,847,946	3,362,512
27812	Columbia Ins Co	24,521,523	19,654,868	34495	Doctors Co An Interins Exch	4,409,204	2,138,775	16024	Federated Reserve Ins Co	122,202	53,571
19410	Commerce & Industry Ins Co	419,601	414,840	14702	Eastguard Ins Co	180,592	52,132	11118	Federated Rural Electric Ins Exch	553,235	203,078
32280	Commercial Cas Ins Co	65,085	63,669	22926	Economy Fire & Cas Co	511,899	390,644	28304	Federated Serv Ins Co	450,385	244,488
10220	Commonwealth Ins Co Of Amer	10,496	8,818	21261	Electric Ins Co	1,424,054	491,469	39306	Fidelity & Deposit Co Of MD	214,028	171,211
12177	Compwest Ins Co	251,129	137,695	21326	Empire Fire & Marine Ins Co	50,928	39,417	35386	Fidelity & Guar Ins Co	20,066	17,745
32190	Constitution Ins Co	25,353	22,666	20648	Employers Fire Ins Co	12,095	11,915	25879	Fidelity & Guar Ins Underwriters Inc	151,267	88,994
20443	Continental Cas Co	43,528,312	10,726,216	21458	Employers Ins of Wausau	6,056,431	1,521,515	21075	Financial Amer Prop & Cas Ins Co	10,232	8,045
35289	Continental Ins Co	1,775,736	1,558,057	21415	Employers Mut Cas Co	3,404,388	1,436,612	31453	Financial Pacific Ins Co	261,397	97,594
10804	Continental Western Ins Co	214,821	93,876	15130	Encompass Ind Co	27,875	25,828	21873	Firemans Fund Ins Co	2,109,978	1,387,385
37206	Contractors Bonding & Ins Co	211,775	114,900	10641	Endurance Amer Ins Co	1,794,669	426,887	21784	Firemens Ins Co Of Washington DC	91,885	33,159
11860	Copic Ins Co	603,157	297,728	11551	Endurance Assur Corp	2,059,015	891,478	37710	First Amer Prop & Cas Ins Co	97,089	41,352
10499	Corepointe Ins Co	37,853	13,418	11232	Enumclaw Prop & Cas Ins Co	8,248	8,057	29980	First Colonial Ins Co	300,252	133,576
20982	Country Cas Ins Co	86,458	69,669	13634	Essent Guar Inc	1,756,601	761,006	11177	First Fin Ins Co	538,922	429,573
20990	Country Mut Ins Co	4,850,204	2,567,560	37915	Essentia Ins Co	81,762	31,096	33588	First Liberty Ins Corp	22,347	22,287
21008	Country Pref Ins Co	264,232	73,998	25712	Esurance Ins Co	191,541	165,211	24724	First Natl Ins Co Of Amer	57,713	57,451
26492	Courtesy Ins Co	906,618	401,670	20516	Euler Hermes N Amer Ins Co	445,630	157,636	13978	Florists Mut Ins Co	130,637	27,110
				16044	Everest Denali Ins Co	26,229	25,309				
				10120	Everest Natl Ins Co	808,550	156,006				



## ADMITTED COMPANIES 2017 - PROPERTY/CASUALTY (\$000)

NAIC #	Company Name	Assets	Surplus	NAIC #	Company Name	Assets	Surplus	NAIC #	Company Name	Assets	Surplus
11185	Foremost Ins Co Grand Rapids MI	2,316,607	1,165,594	36307	Gray Ins Co	299,753	119,004	30104	Hartford Underwriters Ins Co	1,675,910	581,560
11800	Foremost Prop & Cas Ins Co	56,194	18,273	26832	Great Amer Alliance Ins Co	27,909	27,908	41343	HDI Global Ins Co	414,772	166,407
41513	Foremost Signature Ins Co	61,929	20,168	26344	Great Amer Assur Co	18,498	18,497	32077	Heritage Cas Ins Co	15,594	15,507
10801	Fortress Ins Co	142,187	64,722	16691	Great Amer Ins Co	7,076,525	1,668,373	39527	Heritage Ind Co	68,583	17,656
22209	Freedom Specialty Ins Co	57,908	22,108	22136	Great Amer Ins Co of NY	49,672	49,163	10200	Hiscox Ins Co Inc	330,035	95,836
21253	Garrison Prop & Cas Ins Co	2,277,786	851,401	31135	Great Amer Security Ins Co	15,514	15,512	17221	Homesite Ins Co	155,796	87,960
28339	Gateway Ins Co	84,353	12,203	33723	Great Amer Spirit Ins Co	17,082	17,070	13927	Homesite Ins Co Of The Midwest	449,672	102,938
14138	GEICO Advantage Ins Co	2,911,751	1,633,373	25224	Great Divide Ins Co	254,058	69,230	22578	Horace Mann Ins Co	526,721	190,579
41491	Geico Cas Co	3,526,838	1,108,161	18694	Great Midwest Ins Co	215,308	106,970	22756	Horace Mann Prop & Cas Ins Co	304,727	125,938
14139	GEICO Choice Ins Co	1,134,587	483,084	20303	Great Northern Ins Co	1,698,367	557,388	25054	Hudson Ins Co	1,204,068	428,384
35882	Geico Gen Ins Co	167,571	166,829	26654	Great Northwest Ins Co	19,367	7,718	29068	IDS Prop Cas Ins Co	1,789,935	780,638
22055	Geico Ind Co	10,162,501	6,256,276	11371	Great West Cas Co	2,133,226	626,018	35246	Illinois Ins Co	60,350	36,130
37923	GEICO Marine Ins Co	149,499	54,342	22322	Greenwich Ins Co	1,250,384	359,885	23817	Illinois Natl Ins Co	55,392	41,340
14137	GEICO Secure Ins Co	625,335	334,964	23752	Greyhawk Ins Co	16,478	15,868	35408	Imperium Ins Co	373,674	166,537
24414	General Cas Co Of WI	797,391	250,980	36650	Guarantee Co Of N Amer USA	230,528	189,950	25550	Indemnity Co Of CA	10,823	5,744
24732	General Ins Co Of Amer	118,870	107,750	15032	Guideone Mut Ins Co	1,049,109	363,058	43575	Indemnity Ins Co Of North Amer	485,458	129,972
22039	General Reins Corp	16,507,936	11,392,548	34037	Hallmark Ins Co	308,371	96,017	26581	Independence Amer Ins Co	112,882	72,083
39322	General Security Natl Ins Co	416,102	121,673	26611	Hamilton Ins Co	56,954	43,195	14265	Indiana Lumbermens Mut Ins Co	56,964	16,579
11967	General Star Natl Ins Co	237,821	185,138	36064	Hanover Amer Ins Co	29,254	29,254	22268	Infinity Ins Co	2,043,141	660,149
11231	Generali Us Branch	63,303	34,080	22292	Hanover Ins Co	7,748,105	2,071,734	22713	Insurance Co of N Amer	999,408	251,248
38962	Genesis Ins Co	184,729	126,954	26433	Harco Natl Ins Co	606,138	204,061	19429	Insurance Co Of The State Of PA	246,236	144,423
37095	Genworth Financial Assur Corp	8,799	8,795	23582	Harleysville Ins Co	167,803	27,919	27847	Insurance Co Of The West	2,570,217	1,034,207
38458	Genworth Mortgage Ins Corp	3,345,974	1,366,474	22357	Hartford Accident & Ind Co	11,906,590	2,833,377	22780	Integon Gen Ins Corp	94,976	6,684
16675	Genworth Mortgage Ins Corp Of NC	394,930	191,426	29424	Hartford Cas Ins Co	2,352,301	886,506	22772	Integon Ind Corp	185,536	20,307
10799	Geovera Ins Co	92,606	24,054	19682	Hartford Fire Ins Co	22,855,298	9,916,025	29742	Integon Natl Ins Co	3,766,010	970,385
22063	Government Employees Ins Co	33,381,696	20,424,200	37478	Hartford Ins Co Of The Midwest	636,896	507,769	11592	International Fidelity Ins Co	219,808	94,249
23809	Granite State Ins Co	35,779	33,845	11452	Hartford Steam Boil Inspec & Ins Co	1,213,539	503,589	10749	Intrepid Ins Co	32,194	30,424
				29890	Hartford Steam Boil Inspec Ins Co CT	15,305	13,012				

## ADMITTED COMPANIES 2017 - PROPERTY/CASUALTY (\$000)

NAIC #	Company Name	Assets	Surplus	NAIC #	Company Name	Assets	Surplus	NAIC #	Company Name	Assets	Surplus
23647	Ironshore Ind Inc	185,822	99,227	11843	Medical Protective Co	3,317,987	2,020,958	11991	National Cas Co	418,609	140,774
32921	ISMIE Mut Ins Co	1,403,493	695,534	22241	Medmarc Cas Ins Co	295,650	203,518	10243	National Continental Ins Co	135,021	62,674
11630	Jefferson Ins Co	104,577	65,764	11030	MEMIC Ind Co	528,624	147,548	16217	National Farmers Union Prop & Cas	134,146	42,131
14354	Jewelers Mut Ins Co	442,431	282,495	31968	Merastar Ins Co	39,560	12,531	20478	National Fire Ins Co Of Hartford	118,023	117,953
10885	Key Risk Ins Co	45,001	31,574	14494	Merchants Bonding Co a Mut	200,412	121,194	42447	National Gen Assur Co	41,899	17,421
13722	Knightbrook Ins Co	159,256	71,062	11595	Merchants Natl Bonding Inc	35,519	15,574	23728	National Gen Ins Co	69,020	26,411
20621	Lamorak Ins Co	25,583	25,019	23353	Meridian Security Ins Co	137,661	72,910	11044	National General Ins Online Inc	42,631	11,304
26077	Lancer Ins Co	689,114	209,377	16187	Metromile Ins Co	41,399	12,888	20087	National Ind Co	231,373,820	128,562,566
37940	Lexington Natl Ins Corp	61,922	19,299	25321	Metropolitan Drt Prop & Cas Ins Co	173,800	44,788	32620	National Interstate Ins Co	1,272,393	301,210
13307	Lexon Ins Co	244,458	68,047	34339	Metropolitan Grp Prop & Cas Ins Co	687,026	386,162	20052	National Liab & Fire Ins Co	2,710,113	1,246,269
42404	Liberty Ins Corp	260,150	245,074	22594	MGIC Assur Corp Gen Account	17,828	14,399	13695	National Mortgage Ins Corp	717,815	344,018
19917	Liberty Ins Underwriters Inc	264,075	127,395	18740	MGIC Ind Corp	147,232	92,869	23825	National Public Finance Guar Corp	3,753,940	2,165,907
23035	Liberty Mut Fire Ins Co	6,038,929	1,412,788	38660	MIC Gen Ins Corp	57,185	27,347	22608	National Specialty Ins Co	88,095	50,707
23043	Liberty Mut Ins Co	46,020,755	14,531,323	38601	MIC Prop & Cas Ins Corp	99,715	55,194	21881	National Surety Corp	140,903	73,806
41939	Liberty Northwest Ins Corp	59,896	55,518	23434	Middlesex Ins Co	764,286	244,320	19445	National Union Fire Ins Co Of Pitts	25,661,136	6,431,158
33600	LM Ins Corp	123,973	116,491	27138	Midvale Ind Co	14,519	13,317	26093	Nationwide Affinity Co of Amer	296,713	12,016
32352	LM Prop & Cas Ins Co	66,263	35,796	23612	Midwest Employers Cas Co	168,803	106,811	10723	Nationwide Assur Co	131,947	64,956
10051	Lyndon Southern Ins Co	191,889	51,456	26662	Milford Cas Ins Co	44,805	25,312	23760	Nationwide Gen Ins Co	406,312	21,306
42617	MAG Mut Ins Co	1,718,517	849,973	42234	Minnesota Lawyers Mut Ins Co	188,684	99,769	25453	Nationwide Ins Co Of Amer	431,309	155,085
11054	Maiden Reins N Amer Inc	1,298,932	301,661	20362	Mitsui Sumitomo Ins Co of Amer	975,821	371,861	23779	Nationwide Mut Fire Ins Co	8,598,085	2,380,281
36897	Manufacturers Alliance Ins Co	219,361	75,837	22551	Mitsui Sumitomo Ins USA Inc	139,327	64,464	23787	Nationwide Mut Ins Co	35,425,425	12,193,333
23876	Mapfre Ins Co	80,454	21,216	29858	Mortgage Guar Ins Corp	4,756,229	1,620,412	37877	Nationwide Prop & Cas Ins Co	537,643	39,663
28932	Markel Amer Ins Co	585,547	179,931	22012	Motors Ins Corp	2,030,498	867,758	42307	Navigators Ins Co	3,084,482	1,056,560
10829	Markel Global Reins Co	2,180,914	904,255	10227	Munich Reins Amer Inc	18,585,576	4,019,168	15865	NCMIC Ins Co	782,763	299,457
38970	Markel Ins Co	1,679,150	409,244	13559	Municipal Assur Cor	823,587	270,394	24171	Netherlands Ins Co The	99,097	89,675
22306	Massachusetts Bay Ins Co	65,169	65,156	14761	Mutual Of Enumclaw Ins Co	748,274	338,276	21830	New England Ins Co	19,721	17,410
10784	Maxum Cas Ins Co	27,584	17,272	23663	National Amer Ins Co	211,682	67,920				
12041	MBIA Ins Corp	262,431	236,535								
32433	Medical Ins Exch Of CA	405,394	183,860								

## ADMITTED COMPANIES 2017 - PROPERTY/CASUALTY (\$000)

NAIC #	Company Name	Assets	Surplus	NAIC #	Company Name	Assets	Surplus	NAIC #	Company Name	Assets	Surplus
23841	New Hampshire Ins Co	215,865	185,178	39098	Omni Ins Co	96,086	17,491	26794	Plans Liab Ins Co	106,750	48,397
12130	New South Ins Co	62,676	8,379	15385	OneCIS Ins Co	22,658	19,450	10817	Plateau Cas Ins Co	45,822	22,376
16608	New York Marine & Gen Ins Co	1,746,181	433,946	23922	Oregon Automobile Ins Co	8,348	7,907	18619	Platte River Ins Co	150,799	48,274
33200	Norcal Mut Ins Co	1,610,453	736,210	22748	Pacific Employers Ins Co	3,687,374	1,063,435	30945	Plaza Ins Co	65,556	27,690
31470	Norguard Ins Co	1,098,649	238,744	20346	Pacific Ind Co	6,560,024	2,992,545	10287	PMI Ins Co	119,402	59,885
29700	North Amer Elite Ins Co	139,936	42,033	37850	Pacific Specialty Ins Co	294,373	110,468	14460	Podiatry Ins Co Of Amer	303,235	112,784
29874	North Amer Specialty Ins Co	510,423	321,438	10222	PACO Assur Co Inc	64,093	31,413	37257	Praetorian Ins Co	453,917	211,840
23892	North Pacific Ins Co	8,498	7,961	20338	Palomar Specialty Ins Co	137,409	61,372	36234	Preferred Professional Ins Co	327,418	182,252
27740	North Pointe Ins Co	20,476	11,234	38636	Partner Reins Co Of The US	4,655,277	1,335,677	12873	Privilege Underwriters Recp Exch	568,045	227,580
21105	North River Ins Co	1,070,274	293,387	11835	PartnerRe Amer Ins Co	393,029	110,051	33391	ProAssurance Ind Co Inc	1,080,961	348,808
24031	Northland Cas Co	110,570	37,576	25755	Peachtree Cas Ins Co	16,465	5,053	21903	Procentury Ins Co	59,945	58,326
42552	Nova Cas Co	89,080	88,584	18139	Peak Prop & Cas Ins Corp	48,662	39,101	11851	Progressive Advanced Ins Co	530,415	224,491
39608	Nutmeg Ins Co	440,662	257,770	18333	Peerless Ind Ins Co	199,531	191,988	24260	Progressive Cas Ins Co	8,431,164	2,124,812
34630	Oak River Ins Co	809,105	320,328	24198	Peerless Ins Co	14,599,953	3,448,453	42994	Progressive Classic Ins Co	451,989	124,909
15645	OBI Amer Ins Co	15,478	15,447	32859	Penn Amer Ins Co	127,203	63,070	12879	Progressive Commercial Cas Co	8,344	8,289
14190	OBI Natl Ins Co	13,278	13,251	14974	Pennsylvania Lumbermens Mut Ins	488,135	132,809	16322	Progressive Direct Ins Co	7,785,733	2,352,707
23248	Occidental Fire & Cas Co Of NC	474,329	223,981	12262	Pennsylvania Manufacturers Assoc Ins	1,017,283	343,840	24279	Progressive Max Ins Co	568,656	178,208
23680	Odyssey Reins Co	7,797,059	3,248,831	41424	Pennsylvania Manufacturers Ind Co	233,717	86,619	38628	Progressive Northern Ins Co	1,866,479	531,397
35602	Ohic Ins Co	98,643	72,953	14990	Pennsylvania Natl Mut Cas Ins Co	1,288,705	576,040	42919	Progressive Northwestern Ins Co	1,812,542	521,177
24074	Ohio Cas Ins Co	6,147,618	1,693,624	37648	Permanent Gen Assur Corp	582,233	135,765	37834	Progressive Preferred Ins Co	931,098	254,021
26565	Ohio Ind Co	152,509	45,463	12297	Petroleum Cas Co	32,809	23,127	32786	Progressive Specialty Ins Co	1,166,319	366,410
24082	Ohio Security Ins Co	16,176	14,977	13714	Pharmacists Mut Ins Co	319,078	131,399	34690	Property & Cas Ins Co Of Hartford	237,544	106,172
24139	Old Republic Gen Ins Corp	2,078,818	596,301	18058	Philadelphia Ind Ins Co	8,653,171	2,316,369	10638	Proselect Ins Co	374,662	245,851
24147	Old Republic Ins Co	2,923,260	1,141,168	12319	Philadelphia Reins Corp	9,419	8,286	12416	Protective Ins Co	885,623	420,370
35424	Old Republic Security Assur Co	1,023,558	202,615	25623	Phoenix Ins Co	4,210,259	1,625,366	35769	Protective Prop & Cas Ins Co	385,488	169,917
37060	Old United Cas Co	650,467	240,687	40738	Physicians Ins A Mut Co	504,498	250,158	24295	Providence Washington Ins Co	159,723	47,938
12254	Omaha Ind Co	21,206	21,206	40312	Pioneer Specialty Ins Co	71,086	28,398	39217	QBE Ins Corp	2,054,330	677,994
34940	Omni Ind Co	74,120	18,341								

## ADMITTED COMPANIES 2017 - PROPERTY/CASUALTY (\$000)

NAIC #	Company Name	Assets	Surplus	NAIC #	Company Name	Assets	Surplus	NAIC #	Company Name	Assets	Surplus
22705	R&O Reins Co	203,483	34,887	30058	Scor Reins Co	3,541,549	820,142	25127	State Auto Prop & Cas Ins Co	2,518,869	687,042
33790	Radian Guar Inc	4,071,176	1,200,953	15580	Scottsdale Ind Co	84,517	39,661	25135	State Automobile Mut Ins Co	2,407,294	778,946
30872	Radian Mortgage Assur Inc	8,750	8,733	15563	SeaBright Ins Co	85,999	50,498	25143	State Farm Fire & Cas Co	39,411,858	17,710,189
15843	Radian Mortgage Guar Inc	19,698	19,672	10054	Securian Cas Co	328,189	118,417	25151	State Farm Gen Ins Co	7,241,888	3,186,860
15756	Radnor Specialty Ins Co	53,958	52,830	19879	Security Natl Ins Co	1,114,070	108,998	25178	State Farm Mut Auto Ins Co	160,731,957	97,004,982
11673	Redwood Fire & Cas Ins Co	1,893,660	759,538	22233	Select Ins Co	80,448	80,110	12831	State Natl Ins Co Inc	442,864	311,376
24449	Regent Ins Co	40,893	32,210	12572	Selective Ins Co Of Amer	2,434,907	609,666	25180	Stillwater Ins Co	398,972	177,956
22179	Republic Ind Co Of Amer	2,267,282	465,054	10936	Seneca Ins Co Inc	181,442	142,495	16578	Stillwater Prop & Cas Ins Co	140,353	128,369
43753	Republic Ind Co of CA	26,447	25,435	11000	Sentinel Ins Co Ltd	280,907	196,108	11042	Stonetrust Commercial Ins Co	174,174	72,060
32174	Republic Mort Assur Co	22,771	9,345	12870	Sentruiy Cas Co	210,672	49,762	10340	Stonington Ins Co	15,691	14,301
31275	Republic Mortgage Guar Ins Corp	139,791	20,350	28460	Sentry Cas Co	355,867	70,733	40436	Stratford Ins Co	539,930	86,254
31089	Repwest Ins Co	340,598	197,375	24988	Sentry Ins A Mut Co	8,392,799	5,141,242	10909	Sun Surety Ins Co	22,356	10,719
43044	Response Ins Co	39,271	36,650	21180	Sentry Select Ins Co	826,642	226,737	10916	Suretec Ins Co	253,240	102,056
26050	Response Worldwide Ins Co	11,709	11,666	36560	Service Ins Co	60,971	47,318	25364	Swiss Reins Amer Corp	14,202,192	3,237,979
36684	Riverport Ins Co	98,569	40,904	38776	Sirius Amer Ins Co	1,337,513	521,809	12866	T H E Ins Co	211,579	51,754
13056	RLI Ins Co	1,817,035	864,554	38997	Sompo Japan Fire & Mar Ins Co Amer	82,807	74,909	41050	TDC Natl Assur Co	344,764	94,028
42706	Roche Surety & Cas Co Inc	24,268	9,788	11126	Sompo Japan Ins Co of Amer	1,285,062	571,946	22683	Teachers Ins Co	356,869	148,693
35505	Rockwood Cas Ins Co	289,675	120,009	12294	Southwest Marine & Gen Ins Co	216,443	63,304	42376	Technology Ins Co Inc	3,773,099	1,098,689
10974	Root Ins Co	22,099	18,119	20613	Sparta Ins Co	228,573	86,263	29513	The Bar Plan Mut Ins Co	41,913	15,644
22314	RSUI Ind Co	3,637,776	1,624,274	24376	Spinnaker Ins Co	48,509	27,948	28665	The Cincinnati Cas Co	433,576	392,287
39039	Rural Comm Ins Co	1,790,690	247,115	24767	St Paul Fire & Marine Ins Co	18,716,418	5,367,282	23280	The Cincinnati Ind Co	132,972	99,999
23132	RVI Amer Ins Co	109,413	65,876	24775	St Paul Guardian Ins Co	75,837	23,136	10677	The Cincinnati Ins Co	12,914,879	5,093,566
24740	Safeco Ins Co Of Amer	4,863,359	1,503,292	24791	St Paul Mercury Ins Co	341,232	116,011	41769	The Travelers Cas Co	207,356	59,198
39012	Safeco Ins Co Of IL	194,585	187,409	19224	St Paul Protective Ins Co	518,021	216,238	25534	TIG Ins Co	2,465,347	678,642
11215	Safeco Ins Co Of IN	15,794	15,458	19070	Standard Fire Ins Co	3,766,364	1,189,480	13242	Titan Ind Co	157,639	145,235
11123	Safety First Ins Co	74,656	70,817	18023	Star Ins Co	1,815,555	563,936	32301	TNUS Ins Co	64,504	57,103
15105	Safety Natl Cas Corp	7,223,841	2,081,922	40045	Starnet Ins Co	242,097	117,061	10945	Tokio Marine Amer Ins Co	1,409,530	504,726
12521	Safeway Ins Co	565,820	315,265	38318	Starr Ind & Liab Co	4,803,584	1,875,290	37621	Toyota Motor Ins Co	557,737	254,110
40460	Sagamore Ins Co	169,125	133,035	25496	StarStone Natl Ins Co	424,331	111,385	41238	Trans Pacific Ins Co	67,642	54,249

## ADMITTED COMPANIES 2017 - PROPERTY/CASUALTY (\$000)

NAIC #	Company Name	Assets	Surplus	NAIC #	Company Name	Assets	Surplus	NAIC #	Company Name	Assets	Surplus
10952	Transamerica Cas Ins Co	455,532	274,282	26999	United Guar Mortgage Ind Co	48,934	15,148	25011	Wesco Ins Co	1,620,958	289,657
19453	Transatlantic Reins Co	14,732,191	4,992,854	15873	United Guar Residential Ins Co	2,607,464	1,004,934	44393	West Amer Ins Co	52,304	51,223
28886	Transguard Ins Co Of Amer Inc	389,507	154,434	16667	United Guar Residential Ins Co of NC	53,757	39,560	10030	Westchester Fire Ins Co	1,655,723	682,207
20494	Transportation Ins Co	79,017	78,946	25941	United Serv Automobile Assn	35,459,980	26,523,151	27502	Western Gen Ins Co	90,626	23,289
19038	Travelers Cas & Surety Co	16,983,797	6,526,085	25887	United States Fidelity & Guar Co	3,293,045	985,821	24465	Western Natl Assur Co	89,344	28,998
31194	Travelers Cas & Surety Co Of Amer	4,232,761	2,016,636	21113	United States Fire Ins Co	4,094,347	1,302,262	15377	Western Natl Mut Ins Co	1,045,232	459,977
36170	Travelers Cas Co Of CT	326,051	85,302	25895	United States Liab Ins Co	1,244,439	827,226	13188	Western Surety Co	2,043,493	1,527,221
19046	Travelers Cas Ins Co Of Amer	1,958,131	532,089	29157	United WI Ins Co	246,933	121,368	24112	Westfield Ins Co	2,937,340	1,278,433
40282	Travelers Commercial Cas Co	330,445	89,930	16063	Unitrin Auto & Home Ins Co	73,730	32,624	39845	Westport Ins Corp	5,517,556	1,535,468
36137	Travelers Commercial Ins Co	364,970	88,876	13200	Universal Surety Of Amer	14,831	14,816	11932	White Pine Ins Co	74,783	26,075
41750	Travelers Constitution State Ins Co	207,228	59,141	41181	Universal Underwriters Ins Co	332,191	320,367	25780	Williamsburg Natl Ins Co	30,227	28,994
25658	Travelers Ind Co	21,394,450	6,820,222	40843	Universal Underwriters Of TX Ins	10,600	9,810	37001	Windhaven Natl Ins Co	6,507	5,426
25666	Travelers Ind Co Of Amer	621,921	178,063	29599	US Specialty Ins Co	1,888,397	587,044	31232	Work First Cas Co	48,045	15,128
25682	Travelers Ind Co Of CT	1,088,883	332,505	35416	Us Underwriters Ins Co	163,583	122,076	11523	Wright Natl Flood Ins Co	37,732	28,724
25674	Travelers Prop Cas Co Of Amer	857,419	435,018	25968	USAA Cas Ins Co	10,897,745	4,719,577	40193	X L Ins Co Of NY	240,015	70,579
36161	Travelers Prop Cas Ins Co	269,082	74,566	18600	USAA Gen Ind Co	4,627,874	1,652,769	24554	XL Ins Amer Inc	791,281	218,692
31003	Tri State Ins Co Of MN	60,102	33,448	25976	Utica Mut Ins Co	2,525,314	929,804	20583	XL Reins Amer Inc	5,952,324	2,046,554
41211	Triton Ins Co	453,931	169,884	20508	Valley Forge Ins Co	71,510	71,468	37885	XL Specialty Ins Co	1,066,448	313,520
41106	Triumphe Cas Co	60,484	19,087	21172	Vanliner Ins Co	454,635	134,817	30325	Zale Ind Co	45,181	18,668
21709	Truck Ins Exch	2,107,617	640,780	44768	Vantapro Specialty Ins Co	24,208	23,185	13269	Zenith Ins Co	1,843,830	571,728
27120	Trumbull Ins Co	238,586	109,762	20397	Vigilant Ins Co	576,695	327,316	16535	Zurich Amer Ins Co	31,581,956	7,619,036
29459	Twin City Fire Ins Co Co	663,332	273,321	13137	Viking Ins Co Of WI	493,858	172,798	27855	Zurich Amer Ins Co Of IL	62,314	34,843
40126	Umialik Ins Co	77,675	26,620	40827	Virginia Surety Co Inc	1,439,318	406,282	Total Companies: 657		1,623,370,472	705,878,695
25747	Unigard Ins Co	394,619	96,496	32778	Washington Intl Ins Co	103,812	82,439				
25844	Union Ins Co	137,593	45,735	25585	Watford Ins Co	23,631	20,147				
36226	United Cas & Surety Ins Co	10,492	8,003	26069	Wausau Business Ins Co	34,422	29,315				
11770	United Financial Cas Co	3,346,363	721,543	26042	Wausau Underwriters Ins Co	126,964	69,301				
13021	United Fire & Cas Co	1,987,834	757,443								

## PROPERTY/CASUALTY MARKET SHARE 2017 (\$000)

Homeowners Multiple Peril		
Company Name	% of Market	Direct Prens Written
State Farm Fire & Cas Co	31.97%	52,400
Allstate Ins Co	10.91%	17,886
United Serv Automobile Assn	9.21%	15,100
Allstate Prop & Cas Ins Co	8.55%	14,010
Country Mut Ins Co	8.42%	13,799
Safeco Ins Co Of IN	7.79%	12,764
Umialik Ins Co	6.55%	10,734
USAA Cas Ins Co	4.04%	6,623
USAA Gen Ind Co	3.44%	5,637
Garrison Prop & Cas Ins Co	1.38%	2,258
Foremost Ins Co Grand Rapids MI	1.24%	2,038
Liberty Mut Fire Ins Co	1.20%	1,967
Teachers Ins Co	1.03%	1,690
Hartford Ins Co Of The Midwest	0.87%	1,432
Horace Mann Ins Co	0.86%	1,416
Occidental Fire & Cas Co Of NC	0.78%	1,280
American Bankers Ins Co Of FL	0.34%	558
Safeco Ins Co Of Amer	0.25%	411
Stillwater Ins Co	0.18%	300
Armed Forces Ins Exch	0.18%	287

Mortgage Guaranty		
Company Name	% of Market	Direct Prens Written*
Radian Guar Inc	29.08%	5,047
ARCH Mortgage Ins Co	20.24%	3,514
Mortgage Guar Ins Corp	16.19%	2,809
Essent Guar Inc	14.15%	2,455
Genworth Mortgage Ins Corp	10.18%	1,766
United Guar Residential Ins Co	7.79%	1,352
United Guar Mortgage Ind Co	1.71%	297
National Mortgage Ins Corp	0.66%	114
ARCH Mortgage Assur Co	0.01%	1

Financial Guaranty		
Company Name	% of Market	Direct Prens Written*
Assured Guar Corp	95.77%	210
MBIA Ins Corp	4.23%	9
Assured Guar Municipal Corp	0.00%	0
Ambac Assur Corp	0.00%	0
National Public Finance Guar Corp	0.00%	0

Commercial Multiple Peril Liability		
Company Name	% of Market	Direct Prens Written
Ohio Security Ins Co	14.52%	4,980
State Farm Fire & Cas Co	10.75%	3,688
Alaska Natl Ins Co	10.12%	3,472
Philadelphia Ind Ins Co	8.17%	2,802
West Amer Ins Co	3.83%	1,315
National Surety Corp	3.41%	1,170
Markel Ins Co	3.39%	1,165
American Fire & Cas Co	3.02%	1,035
Ohio Cas Ins Co	2.93%	1,006
Church Mut Ins Co	2.32%	795
Umialik Ins Co	2.24%	768
Allstate Ins Co	2.21%	758
Country Mut Ins Co	2.19%	752
American Ins Co	1.98%	681
Allstate Ind Co	1.97%	674
Illinois Natl Ins Co	1.74%	598
Charter Oak Fire Ins Co	1.67%	575
Associated Ind Corp	1.34%	460
Firemans Fund Ins Co	1.33%	456
Allied World Ins Co	1.30%	447

Commercial Multiple Peril Non-Liability		
Company Name	% of Market	Direct Prens Written
State Farm Fire & Cas Co	15.79%	9,390
Alaska Natl Ins Co	12.11%	7,204
Ohio Security Ins Co	9.12%	5,423
Philadelphia Ind Ins Co	4.74%	2,820
Allstate Ins Co	4.62%	2,747
Allstate Ind Co	4.56%	2,710
Country Mut Ins Co	3.83%	2,281
Church Mut Ins Co	3.40%	2,024
Ace Amer Ins Co	3.01%	1,790
National Surety Corp	2.34%	1,395
West Amer Ins Co	2.31%	1,372
American Fire & Cas Co	2.22%	1,321
American Ins Co	1.84%	1,094
Markel Ins Co	1.79%	1,068
Ohio Cas Ins Co	1.71%	1,015
Umialik Ins Co	1.68%	999
Continental Cas Co	1.51%	895
Illinois Natl Ins Co	1.49%	884
Associated Ind Corp	1.41%	838
Zurich Amer Ins Co	1.23%	732

\*Premiums under \$500 are rounded to zero.

## PROPERTY/CASUALTY MARKET SHARE 2017 (\$000)

Fire Property		
Company Name	% of Market	Direct Premis Written
Umialik Ins Co	18.16%	6,082
American Reliable Ins Co	9.38%	3,142
Zurich Amer Ins Co	6.65%	2,229
Areca Ins Exch	6.02%	2,015
Alaska Natl Ins Co	4.89%	1,636
Allianz Global Risks US Ins Co	4.85%	1,625
United Serv Automobile Assn	4.06%	1,358
Great Divide Ins Co	4.03%	1,350
Factory Mut Ins Co	4.01%	1,343
Affiliated Fm Ins Co	3.74%	1,253
Safeco Ins Co Of Amer	3.68%	1,233
Insurance Co Of The State Of PA	3.54%	1,186
XL Ins Amer Inc	2.82%	946
Westport Ins Corp	2.26%	756
Sompo Japan Ins Co of Amer	2.24%	749
Westchester Fire Ins Co	1.95%	653
Liberty Mut Fire Ins Co	1.58%	530
Travelers Ind Co	1.58%	529
Foremost Ins Co Grand Rapids MI	1.55%	520
American Security Ins Co	1.55%	520
Fidelity & Deposit Co Of MD	0.00%	0

Allied Lines Property		
Company Name	% of Market	Direct Premis Written
Umialik Ins Co	24.77%	5,118
Factory Mut Ins Co	11.36%	2,346
United Serv Automobile Assn	8.30%	1,715
Zurich Amer Ins Co	7.80%	1,610
Alaska Natl Ins Co	6.77%	1,399
American Security Ins Co	3.81%	787
Great Divide Ins Co	3.60%	744
Allianz Global Risks US Ins Co	3.28%	678
Affiliated Fm Ins Co	3.14%	648
Safeco Ins Co Of Amer	3.13%	647
USAA Cas Ins Co	2.62%	541
American Reliable Ins Co	2.39%	494
USAA Gen Ind Co	1.93%	399
Westchester Fire Ins Co	1.89%	390
XL Ins Amer Inc	1.64%	339
Foremost Ins Co Grand Rapids MI	1.40%	289
Sompo Japan Ins Co of Amer	1.25%	258
Northland Cas Co	1.05%	217
Garrison Prop & Cas Ins Co	0.99%	206

Federal Flood		
Company Name	% of Market	Direct Premis Written
Allstate Ins Co	30.10%	470
Hartford Ins Co Of The Midwest	20.17%	315
USAA Gen Ind Co	14.72%	230
Wright Natl Flood Ins Co	10.38%	162
Homesite Ins Co	8.43%	132
Selective Ins Co Of Amer	7.38%	115
American Bankers Ins Co Of FL	6.16%	96
Hartford Underwriters Ins Co	0.88%	14
New Hampshire Ins Co	0.69%	11
Integon Natl Ins Co	0.58%	9
Foremost Ins Co Grand Rapids MI	0.48%	8
Occidental Fire & Cas Co Of NC	0.12%	2
Liberty Mut Fire Ins Co	0.09%	1
QBE Ins Corp	0.09%	1
Privilege Underwriters Recp Exch	0.05%	1
National Interstate Ins Co	0.04%	1
Metropolitan Grp Prop & Cas Ins Co	0.02%	0
Philadelphia Ind Ins Co	0.02%	0
Harleysville Ins Co	0.00%	0

Farmowners Multiple Peril		
Company Name	% of Market	Direct Premis Written*
Country Mut Ins Co	98.64%	634
Markel Ins Co	1.36%	9
Ace Prop & Cas Ins Co	0.00%	0
Travelers Ind Co	0.00%	0
Indemnity Ins Co Of North Amer	0.00%	0
Indemnity Ins Co Of North Amer	0.00%	0
Crop Multiple Peril		
Rural Comm Ins Co	100.00%	69

\*Premiums under \$500 are rounded to zero.

## PROPERTY/CASUALTY MARKET SHARE 2017 (\$000)

Ocean Marine		
Company Name	% of Market	Direct Premis Written
Navigators Ins Co	15.15%	5,386
Atlantic Specialty Ins Co	10.35%	3,679
Travelers Prop Cas Co Of Amer	8.75%	3,112
XL Specialty Ins Co	7.74%	2,753
Liberty Mut Ins Co	6.79%	2,415
United States Fire Ins Co	6.28%	2,233
Markel Amer Ins Co	5.84%	2,077
AGCS Marine Ins Co	5.64%	2,005
National Cas Co	4.84%	1,721
Zurich Amer Ins Co	3.35%	1,190
Endurance Amer Ins Co	2.63%	935
Argonaut Ins Co	2.26%	804
Ace Amer Ins Co	2.20%	782
Continental Ins Co	2.11%	751
National Union Fire Ins Co Of Pitts	2.03%	722
Hartford Fire Ins Co	1.79%	638
North Amer Specialty Ins Co	1.77%	628
GEICO Marine Ins Co	1.72%	610
New York Marine & Gen Ins Co	1.45%	514
Alaska Natl Ins Co	1.24%	439
American Guar & Liab Ins	0.99%	204

Inland Marine		
Company Name	% of Market	Direct Premis Written
National Union Fire Ins Co Of Pitts	30.43%	26,788
Continental Cas Co	17.82%	15,691
Factory Mut Ins Co	6.14%	5,405
State Farm Fire & Cas Co	4.51%	3,969
Jefferson Ins Co	3.97%	3,496
Alaska Natl Ins Co	3.04%	2,677
Hanover Ins Co	2.69%	2,365
Affiliated Fm Ins Co	2.65%	2,333
Liberty Ins Underwriters Inc	1.94%	1,709
Zurich Amer Ins Co	1.69%	1,485
Westchester Fire Ins Co	1.50%	1,324
Umialik Ins Co	1.44%	1,268
Travelers Prop Cas Co Of Amer	1.31%	1,150
American Zurich Ins Co	1.20%	1,053
National Cas Co	1.17%	1,031

Medical Malpractice		
Company Name	% of Market	Direct Premis Written
Medical Ins Exch Of CA	57.73%	10,455
Norcal Mut Ins Co	20.51%	3,714
American Cas Co Of Reading PA	4.00%	725
Continental Cas Co	3.64%	659
NCMIC Ins Co	2.61%	473
Physicians Ins A Mut Co	2.23%	404
Dentists Ins Co	2.14%	387
Medical Protective Co	1.19%	216
Podiatry Ins Co Of Amer	1.09%	198
Liberty Ins Underwriters Inc	1.07%	194
Doctors Co An Interins Exch	1.07%	194
Ace Amer Ins Co	0.45%	82
Fair Amer Ins & Reins Co	0.45%	81
Aspen Amer Ins Co	0.37%	66
Pharmacists Mut Ins Co	0.32%	57
Allied World Ins Co	0.23%	42
Capson Physicians Ins Co	0.20%	37
Dentists Benefits Ins Co	0.17%	31
National Union Fire Ins Co Of Pitts	0.17%	30
State Farm Fire & Cas Co	0.07%	13

Earthquake		
Company Name	% of Market	Direct Premis Written
State Farm Fire & Cas Co	37.85%	7,513
United Serv Automobile Assn	12.90%	2,561
XL Ins Amer Inc	8.15%	1,617
Insurance Co Of The West	6.66%	1,321
USAA Cas Ins Co	5.31%	1,054
Westport Ins Corp	4.96%	984
Zurich Amer Ins Co	4.15%	823
Westchester Fire Ins Co	3.47%	688
American Guar & Liab Ins	2.36%	469
USAA Gen Ind Co	2.21%	439
Teachers Ins Co	1.25%	248
Travelers Ind Co	1.24%	245
Umialik Ins Co	1.20%	238
Allianz Global Risks US Ins Co	1.19%	236
Garrison Prop & Cas Ins Co	1.13%	225
Sompo Japan Ins Co of Amer	1.11%	220
Horace Mann Ins Co	1.02%	202
Travelers Prop Cas Co Of Amer	0.55%	109
Areca Ins Exch	0.55%	109
Palomar Specialty Ins Co	0.47%	94



## PROPERTY/CASUALTY MARKET SHARE 2017 (\$000)

Workers Compensation		
Company Name	% of Market	Direct Prens Written
Alaska Natl Ins Co	34.14%	85,739
Republic Ind Co Of Amer	5.52%	13,861
Liberty Northwest Ins Corp	4.25%	10,674
Umialik Ins Co	3.87%	9,727
American Interstate Ins Co	3.80%	9,530
Berkshire Hathaway Homestate Ins Co	3.39%	8,504
National Union Fire Ins Co Of Pitts	2.85%	7,160
Travelers Prop Cas Co Of Amer	2.64%	6,622
Liberty Ins Corp	2.17%	5,449
Zurich Amer Ins Co	2.14%	5,367
Alaska Timber Ins Exch	2.04%	5,126
American Zurich Ins Co	2.03%	5,093
Riverport Ins Co	1.99%	4,991
Ohio Cas Ins Co	1.92%	4,822
Starr Ind & Liab Co	1.77%	4,432
Zurich Amer Ins Co Of IL	1.64%	4,121
Markel Ins Co	1.57%	3,944
American Fire & Cas Co	1.36%	3,407
LM Ins Corp	1.33%	3,333
State Farm Fire & Cas Co	1.27%	3,192

Excess Workers Compensation		
Company Name	% of Market	Direct Prens Written*
New York Marine & Gen Ins Co	35.05%	1,235
LM Ins Corp	18.65%	657
Ace Amer Ins Co	17.90%	631
XL Specialty Ins Co	11.30%	398
Safety Natl Cas Corp	6.63%	234
State Natl Ins Co Inc	6.11%	215
Zurich Amer Ins Co	4.36%	154
Arch Ins Co	0.00%	0
Employers Ins of Wausau	0.00%	0
Star Ins Co	0.00%	0
Travelers Cas & Surety Co	0.00%	0
National Union Fire Ins Co Of Pitts	0.00%	0
Continental Cas Co	0.00%	0
General Reins Corp	0.00%	0
Greenwich Ins Co	0.00%	0
Liberty Ins Corp	0.00%	0
Old Republic Ins Co	0.00%	0
St Paul Fire & Marine Ins Co	0.00%	0
Sentry Ins A Mut Co	0.00%	0
Travelers Prop Cas Co Of Amer	0.00%	0
Fidelity & Guar Ins Under-writers Inc	0.00%	0
United States Fidelity & Guar Co	0.00%	0
Hartford Cas Ins Co	0.00%	0
Discover Prop & Cas Ins Co	0.00%	0
Westport Ins Corp	0.00%	0
Federal Ins Co	0.00%	0

Product Liability		
Company Name	% of Market	Direct Prens Written
Umialik Ins Co	28.27%	1,065
Northland Cas Co	13.07%	492
Valley Forge Ins Co	8.97%	338
Liberty Mut Fire Ins Co	6.21%	234
Old Republic Ins Co	4.56%	172
Allianz Global Risks US Ins Co	3.85%	145
Great Divide Ins Co	3.68%	139
Liberty Mut Ins Co	2.93%	110
Zurich Amer Ins Co	2.69%	102
Ohio Security Ins Co	2.30%	87
Alaska Natl Ins Co	2.12%	80
Sompo Japan Ins Co of Amer	2.07%	78
American Zurich Ins Co	1.53%	58
Markel Ins Co	1.44%	54
Penn Amer Ins Co	1.39%	52
Sentry Select Ins Co	1.32%	50
Great Northern Ins Co	1.18%	44
National Surety Corp	1.02%	39
Mitsui Sumitomo Ins USA Inc	1.00%	38
Ace Prop & Cas Ins Co	0.95%	36

Other Liability		
Company Name	% of Market	Direct Prens Written
Alaska Natl Ins Co	9.54%	8,472
Umialik Ins Co	7.33%	6,510
Great Divide Ins Co	6.09%	5,415
Cumis Ins Society Inc	5.25%	4,667
Securian Cas Co	5.08%	4,512
State Farm Fire & Cas Co	3.50%	3,107
National Union Fire Ins Co Of Pitts	3.25%	2,888
Ohio Cas Ins Co	3.04%	2,697
ALPS Prop & Cas Ins Co	2.79%	2,478
Philadelphia Ind Ins Co	2.77%	2,462
Continental Cas Co	2.44%	2,163
RSUI Ind Co	2.36%	2,096
Liberty Mut Fire Ins Co	2.28%	2,029
Great Amer Assur Co	2.27%	2,015
American Bankers Ins Co Of FL	2.16%	1,915
Travelers Cas & Surety Co Of Amer	2.06%	1,826
Northland Cas Co	2.00%	1,775
Ace Prop & Cas Ins Co	1.96%	1,742
Ace Amer Ins Co	1.68%	1,488
Areca Ins Exch	1.49%	1,320

\*Premiums under \$500 are rounded to zero.

## PROPERTY/CASUALTY MARKET SHARE 2016 (\$000)

Credit			Private Passenger Auto - No Fault and Liability			Private Passenger Auto - Physical Damage			Commercial Auto - No Fault and Liability		
Company Name	% of Market	Direct Premis Written*	Company Name	% of Market	Direct Premis Written	Company Name	% of Market	Direct Premis Written	Company Name	% of Market	Direct Premis Written
Integon Natl Ins Co	89.49%	4,196	State Farm Mut Auto Ins Co	26.78%	73,647	State Farm Mut Auto Ins Co	23.32%	45,167	Alaska Natl Ins Co	13.53%	6,951
Great Amer Assur Co	4.03%	189	Progressive Direct Ins Co	6.26%	17,220	United Serv Automobile Assn	7.37%	14,273	United Financial Cas Co	9.30%	4,776
Old Republic Ins Co	2.56%	120	United Serv Automobile Assn	5.69%	15,661	Allstate Ins Co	6.35%	12,305	Ohio Security Ins Co	6.23%	3,201
American Bankers Ins Co Of FL	1.71%	80	Progressive Specialty Ins Co	5.68%	15,627	USAA Gen Ind Co	5.71%	11,064	Umialik Ins Co	5.84%	2,997
Transamerica Cas Ins Co	1.51%	71	GEICO Advantage Ins Co	4.74%	13,034	Allstate Fire & Cas Ins Co	5.52%	10,692	National Interstate Ins Co	5.28%	2,714
Cumis Ins Society Inc	0.41%	19	USAA Cas Ins Co	4.53%	12,465	Progressive Direct Ins Co	4.44%	8,594	National Cas Co	5.02%	2,578
American Security Ins Co	0.21%	10	USAA Gen Ind Co	4.40%	12,089	USAA Cas Ins Co	4.42%	8,555	Zurich Amer Ins Co	3.54%	1,818
Zale Ind Co	0.06%	3	Allstate Fire & Cas Ins Co	3.99%	10,968	GEICO Advantage Ins Co	4.31%	8,344	Travelers Ind Co	3.29%	1,689
Great Amer Ins Co	0.02%	1	Geico Gen Ins Co	3.96%	10,897	Geico Gen Ins Co	3.94%	7,639	Berkshire Hathaway Homestate Ins Co	2.97%	1,527
Arch Ins Co	0.00%	0	Allstate Ins Co	3.88%	10,681	Progressive Specialty Ins Co	3.53%	6,830	Empire Fire & Marine Ins Co	2.90%	1,490
Praetorian Ins Co	0.00%	0	Safeco Ins Co Of IN	3.53%	9,699	Allstate Prop & Cas Ins Co	3.33%	6,446	National Ind Co	2.62%	1,344
Virginia Surety Co Inc	0.00%	0	GEICO Choice Ins Co	3.50%	9,623	GEICO Choice Ins Co	2.86%	5,541	State Farm Mut Auto Ins Co	2.61%	1,340
American Reliable Ins Co	0.00%	0	State Farm Fire & Cas Co	3.49%	9,585	Safeco Ins Co Of IN	2.83%	5,485	Philadelphia Ind Ins Co	2.51%	1,288
Great Amer Alliance Ins Co	0.00%	0	Allstate Prop & Cas Ins Co	2.42%	6,642	State Farm Fire & Cas Co	2.80%	5,417	Liberty Mut Fire Ins Co	2.48%	1,274
MIC Prop & Cas Ins Corp	0.00%	0	Garrison Prop & Cas Ins Co	2.14%	5,892	Lyndon Southern Ins Co	2.55%	4,938	West Amer Ins Co	2.41%	1,236
Euler Hermes N Amer Ins Co	0.00%	0	Hartford Ins Co Of The Midwest	2.01%	5,536	Hartford Ins Co Of The Midwest	2.47%	4,788	Ohio Cas Ins Co	2.10%	1,079
First Colonial Ins Co	0.00%	0	GEICO Secure Ins Co	1.90%	5,234	Government Employees Ins Co	2.14%	4,140	Ace Amer Ins Co	2.07%	1,066
American Natl Prop & Cas Co	0.00%	0	Government Employees Ins Co	1.83%	5,027	Garrison Prop & Cas Ins Co	1.90%	3,688	Allstate Ins Co	2.02%	1,037
			Country Pref Ins Co	1.80%	4,956	Geico Ind Co	1.84%	3,570	Columbia Ins Co	1.38%	710
			Geico Ind Co	1.79%	4,931	Country Pref Ins Co	1.73%	3,345	National Union Fire Ins Co Of Pitts	1.24%	638

## PROPERTY/CASUALTY MARKET SHARE 2017 (\$000)

Commercial Auto - Physical Damage		
Company Name	% of Market	Direct Premis Written
United Financial Cas Co	15.09%	1,951
Alaska Natl Ins Co	13.86%	1,793
Umialik Ins Co	7.68%	993
National Interstate Ins Co	7.59%	981
Ohio Security Ins Co	7.09%	916
Berkshire Hathaway Homestate Ins Co	3.88%	502
Zurich Amer Ins Co	3.67%	475
State Farm Mut Auto Ins Co	3.43%	443
National Ind Co	3.29%	426
Allstate Ins Co	3.17%	410
Travelers Ind Co	3.09%	400
Philadelphia Ind Ins Co	2.86%	370
National Cas Co	2.82%	364
West Amer Ins Co	2.58%	334
Ohio Cas Ins Co	2.54%	329
National Union Fire Ins Co Of Pitts	2.18%	282
Columbia Ins Co	1.74%	225
Empire Fire & Marine Ins Co	1.51%	196
Motors Ins Corp	1.33%	172
Sentry Select Ins Co	1.20%	156

Aircraft - All Perils		
Company Name	% of Market	Direct Premis Written
National Union Fire Ins Co Of Pitts	17.31%	6,767
Starr Ind & Liab Co	16.69%	6,523
Endurance Amer Ins Co	9.87%	3,861
QBE Ins Corp	9.51%	3,718
Avemco Ins Co	6.33%	2,475
Starnet Ins Co	6.05%	2,364
Allianz Global Risks US Ins Co	5.55%	2,170
North Amer Elite Ins Co	5.20%	2,033
US Specialty Ins Co	4.76%	1,861
StarStone Natl Ins Co	4.06%	1,587
XL Specialty Ins Co	3.19%	1,245
Great Amer Ins Co	2.82%	1,102
Mitsui Sumitomo Ins USA Inc	2.37%	928
Ace Amer Ins Co	1.81%	706
Liberty Mut Ins Co	1.66%	650
Old Republic Ins Co	1.32%	517
National Liab & Fire Ins Co	0.90%	353
General Reins Corp	0.90%	353
American Alt Ins Corp	0.66%	257
National Ind Co	0.27%	106

Fidelity		
Company Name	% of Market	Direct Premis Written
Cumis Ins Society Inc	13.87%	305
Travelers Cas & Surety Co Of Amer	13.66%	300
State Farm Fire & Cas Co	11.86%	261
National Union Fire Ins Co Of Pitts	10.93%	240
Federal Ins Co	6.65%	146
Hartford Fire Ins Co	5.46%	120
Western Surety Co	5.07%	112
Atlantic Specialty Ins Co	4.97%	109
Great Amer Ins Co	4.56%	100
Berkley Regional Ins Co	4.06%	89
Alaska Natl Ins Co	3.16%	69
Continental Cas Co	2.51%	55
Markel Ins Co	2.03%	45
Beazley Ins Co Inc	1.46%	32
Ohio Cas Ins Co	1.32%	29
Colonial Surety Co	1.28%	28
Liberty Ins Underwriters Inc	1.21%	27
Philadelphia Ind Ins Co	1.17%	26
Zurich Amer Ins Co	0.92%	20
Hanover Ins Co	0.68%	15
Progressive Direct Ins Co	1.01%	888
HDI Global Ins Co	0.96%	841
Great Amer Ins Co of NY	0.92%	809
Allstate Prop & Cas Ins Co	0.88%	773
Ohio Cas Ins Co	1.09%	960

Surety		
Company Name	% of Market	Direct Premis Written
Liberty Mut Ins Co	23.04%	6,591
Travelers Cas & Surety Co Of Amer	18.74%	5,359
Western Surety Co	8.62%	2,465
Fidelity & Deposit Co Of MD	6.38%	1,824
Hartford Fire Ins Co	5.20%	1,486
Ohio Cas Ins Co	3.64%	1,041
Berkley Ins Co	3.29%	941
Ironshore Ind Inc	2.92%	835
Lexon Ins Co	2.72%	779
Federal Ins Co	2.48%	708
Developers Surety & Ind Co	2.06%	590
International Fidelity Ins Co	2.04%	583
Westchester Fire Ins Co	1.96%	560
Westport Ins Corp	1.96%	559
Contractors Bonding & Ins Co	1.64%	468
North Amer Specialty Ins Co	1.34%	384
Western Natl Mut Ins Co	1.18%	338
Great Amer Ins Co	1.15%	329
Atlantic Specialty Ins Co	0.98%	280
Merchants Bonding Co a Mut	0.90%	259

\*Premiums under \$500 are rounded to zero.

## PROPERTY/CASUALTY MARKET SHARE 2017 (\$000)

Boiler and Machinery		
Company Name	% of Market	Direct Prens Written
Factory Mut Ins Co	32.14%	2,365
Alaska Natl Ins Co	11.84%	871
Umialik Ins Co	9.03%	665
Travelers Prop Cas Co Of Amer	7.79%	573
Areca Ins Exch	7.19%	529
Hartford Steam Boil Inspec & Ins Co	4.83%	355
XL Ins Amer Inc	4.36%	321
Pacific Ind Co	3.25%	239
Zurich Amer Ins Co	3.16%	232
Affiliated Fm Ins Co	2.64%	194
Liberty Mut Fire Ins Co	2.30%	169
Federal Ins Co	1.72%	127
National Union Fire Ins Co Of Pitts	1.29%	95
Allianz Global Risks US Ins Co	1.27%	93
Great Northern Ins Co	1.12%	82
Allstate Ins Co	1.09%	80
Westport Ins Corp	0.58%	43
Sompo Japan Ins Co of Amer	0.46%	34
Great Amer Ins Co of NY	0.42%	31
Travelers Ind Co	0.34%	25

Burglary and Theft		
Company Name	% of Market	Direct Prens Written
Travelers Cas & Surety Co Of Amer	20.30%	156
Hiscox Ins Co Inc	20.19%	156
National Union Fire Ins Co Of Pitts	19.56%	151
Markel Ins Co	6.23%	48
Zurich Amer Ins Co	5.83%	45
Berkley Regional Ins Co	4.72%	36
Hanover Ins Co	3.89%	30
Hartford Fire Ins Co	3.82%	29
Umialik Ins Co	2.96%	23
XL Ins Amer Inc	2.01%	15
Continental Cas Co	1.81%	14
Atlantic Specialty Ins Co	1.38%	11
Alaska Natl Ins Co	1.34%	10
Philadelphia Ind Ins Co	1.23%	9
Areca Ins Exch	1.11%	9
US Specialty Ins Co	0.86%	7
Ace Amer Ins Co	0.61%	5
National Cas Co	0.34%	3
Liberty Mut Fire Ins Co	0.25%	2
Federated Serv Ins Co	0.24%	2

Aggregate Write Ins for Other Lines		
Company Name	% of Market	Direct Prens Written*
Midwest Employers Cas Co	88.76%	1,087
Central States Ind Co Of Omaha	9.58%	117
Allstate Prop & Cas Ins Co	0.75%	9
Transamerica Cas Ins Co	0.56%	7
American Road Ins Co	0.27%	3
American Bankers Ins Co Of FL	0.09%	1
Greenwich Ins Co	0.07%	1
Arch Ins Co	0.00%	0
Great Amer Ins Co	0.00%	0
Great Amer Ins Co of NY	0.00%	0
Great Amer Assur Co	0.00%	0
Great Amer Alliance Ins Co	0.00%	0
Courtesy Ins Co	-0.06%	-1

Total		
Company Name	% of Market	Direct Prens Written
State Farm Mut Auto Ins Co	8.46%	124,506
Alaska Natl Ins Co	8.21%	120,825
State Farm Fire & Cas Co	6.74%	99,194
United Serv Automobile Assn	3.53%	51,945
Umialik Ins Co	3.51%	51,677
National Union Fire Ins Co Of Pitts	3.24%	47,689
Allstate Ins Co	3.21%	47,252
USAA Gen Ind Co	2.07%	30,514
USAA Cas Ins Co	2.05%	30,215
Safeco Ins Co Of IN	1.91%	28,109
Allstate Prop & Cas Ins Co	1.90%	28,044
Progressive Direct Ins Co	1.84%	27,026
Country Mut Ins Co	1.59%	23,360
Progressive Specialty Ins Co	1.53%	22,510
Allstate Fire & Cas Ins Co	1.47%	21,660
GEICO Advantage Ins Co	1.45%	21,378
Continental Cas Co	1.42%	20,892
Geico Gen Ins Co	1.26%	18,536
Zurich Amer Ins Co	1.19%	17,596
Ohio Security Ins Co	1.03%	15,186

\*Premiums under \$500 are rounded to zero.

## PROPERTY/CASUALTY TOTAL BUSINESS 2017 (\$000)

Company Name	DOM	Direct Written Prem	Direct Earned Prem	Dividends Paid	Direct Losses Paid	Direct Losses Incurred
21st Century Centennial Ins Co	PA	39	245	0	905	442
21st Century Ins Co	CA	5	50	0	196	55
21st Century N Amer Ins Co	NY	31	95	0	467	183
21st Century Pacific Ins Co	CO	14	92	0	133	-20
21st Century Premier Ins Co	PA	8	87	0	220	40
Acceptance Ind Ins Co	NE	572	550	0	1	1,004
Accident Fund Gen Ins Co	MI	11	10	0	0	0
Accident Fund Ins Co of Amer	MI	58	49	0	49	78
Accident Fund Natl Ins Co	MI	3	1	0	0	0
Accredited Surety & Cas Co Inc	FL	21	21	0	0	9
Ace Amer Ins Co	PA	8,532	8,412	0	6,973	10,272
Ace Fire Underwriters Ins Co	PA	7	10	0	21	44
Ace Prop & Cas Ins Co	PA	1,847	1,832	0	29	329
ACIG Ins Co	IL	1	1	0	0	-1
Acstar Ins Co	IL	1	2	0	0	-5
Advantage Workers Comp Ins Co	IN	27	26	0	3	-10
Aegis Security Ins Co	PA	8	3	0	0	0
Affiliated Fm Ins Co	RI	4,870	4,708	0	67	195
AGCS Marine Ins Co	IL	2,915	2,993	0	1,909	3,334
AIG Assur Co	IL	36	44	0	2	9
AIG Prop Cas Co	PA	176	134	0	11	11
AIU Ins Co	NY	2	10	0	0	16
Alaska Natl Ins Co	AK	120,825	119,747	0	45,288	27,124
Alaska Timber Ins Exch	AK	5,126	5,126	500	2,539	-3,227
Alea North America Ins Co	NY	0	0	0	8	31
Allegheny Cas Co	NJ	71	71	0	0	0
Allianz Global Risks US Ins Co	IL	5,533	5,063	0	980	6,174
Allied World Ins Co	NH	546	557	0	0	151
Allied World Natl Assur Co	NH	776	735	0	0	152
Allied World Specialty Ins Co	DE	817	770	0	-143	41
Allmerica Fin Benefit Ins Co	MI	4	4	0	0	1

Company Name	DOM	Direct Written Prem	Direct Earned Prem	Dividends Paid	Direct Losses Paid	Direct Losses Incurred
Allstate Fire & Cas Ins Co	IL	21,660	21,203	0	10,269	12,355
Allstate Ind Co	IL	5,398	5,443	0	2,251	1,141
Allstate Ins Co	IL	47,252	48,964	0	21,708	20,719
Allstate Prop & Cas Ins Co	IL	28,044	27,978	0	11,984	11,698
Allstate Vehicle & Prop Ins Co	IL	0	0	0	0	0
ALPS Prop & Cas Ins Co	MT	2,478	2,508	0	837	548
Altterra Amer Ins Co	DE	8	38	0	0	553
Ambac Assur Corp	WI	0	125	0	0	0
American Alt Ins Corp	DE	1,592	1,509	0	300	504
American Automobile Ins Co	MO	588	498	0	12	410
American Bankers Ins Co Of FL	FL	2,846	2,484	0	726	735
American Cas Co Of Reading PA	PA	953	994	0	354	346
American Commerce Ins Co	OH	55	54	0	1	1
American Contractors Ind Co	CA	102	94	0	-2	-11
American Economy Ins Co	IN	197	253	0	4	266
American Equity Ins Co	AZ	0	0	0	0	2
American Family Home Ins Co	FL	10	31	0	3	11
American Fire & Cas Co	NH	6,549	6,569	0	1,884	2,197
American Guar & Liab Ins	NY	1,534	1,405	0	11	-25
American Home Assur Co	NY	405	361	0	179	-2,998
American Ins Co	OH	2,228	2,018	0	882	494
American Interstate Ins Co	NE	9,530	9,412	0	5,016	7,131
American Mercury Ins Co	OK	764	505	0	288	301
American Mining Ins Co	IA	613	612	9	155	125
American Modern Home Ins Co	OH	876	902	0	366	578
American Natl Prop & Cas Co	MO	-1,298	657	0	2,144	1,642
American Pet Ins Co	NY	403	367	0	157	164
American Reliable Ins Co	AZ	3,878	4,061	0	374	559
American Road Ins Co	MI	20	136	0	76	71
American Security Ins Co	DE	1,692	1,707	0	985	1,024
American Southern Home Ins Co	FL	42	44	0	0	31

## PROPERTY/CASUALTY TOTAL BUSINESS 2017 (\$000)

Company Name	DOM	Direct Written Prem	Direct Earned Prem	Dividends Paid	Direct Losses Paid	Direct Losses Incurred
American States Ins Co	IN	183	278	0	17	82
American Zurich Ins Co	IL	6,552	6,519	0	3,738	6,454
Amerisure Mut Ins Co	MI	-10	-11	0	2	7
Amex Assur Co	IL	337	337	0	82	76
Amguard Ins Co	PA	91	80	0	4	15
Amica Mut Ins Co	RI	372	388	26	244	2
Arch Ins Co	MO	5,299	5,023	0	1,594	1,036
ARCH Mortgage Assur Co	WI	1	1	0	0	0
ARCH Mortgage Ins Co	WI	3,514	4,518	0	708	362
Areca Ins Exch	AK	7,113	6,809	1,020	1,497	1,530
Argonaut Great Central Ins Co	IL	0	0	0	0	0
Argonaut Ins Co	IL	1,077	1,134	0	679	463
Argonaut Midwest Ins Co	IL	133	70	0	7	39
Armed Forces Ins Exch	KS	361	386	0	43	30
Arrowood Ind Co	DE	0	0	0	127	-29
Aspen Amer Ins Co	TX	272	91	0	0	77
Associated Ind Corp	CA	1,420	1,561	0	1,391	-99
Assured Guar Corp	MD	210	271	0	0	0
Assured Guar Municipal Corp	NY	0	86	0	0	0
Atlantic Specialty Ins Co	NY	5,344	5,212	0	3,058	5,277
Austin Mut Ins Co	MN	0	0	0	0	0
Automobile Ins Co Of Hartford CT	CT	0	0	0	0	0
Avemco Ins Co	MD	2,475	2,635	0	905	369
AXA Ins Co	NY	162	242	0	6,552	11,475
Axis Ins Co	IL	931	937	0	121	219
AXIS Reins Co	NY	0	9	0	0	-4
AXIS Specialty Ins Co	CT	0	0	0	0	0
Balboa Ins Co	CA	0	6	0	0	-1
Bankers Ins Co	FL	4	6	0	0	0
Bankers Standard Ins Co	PA	61	60	0	6	24
BCS Ins Co	OH	97	13	0	24	10

Company Name	DOM	Direct Written Prem	Direct Earned Prem	Dividends Paid	Direct Losses Paid	Direct Losses Incurred
Beazley Ins Co Inc	CT	61	61	0	0	13
Bedivere Ins Co	PA	0	0	0	69	659
Benchmark Ins Co	KS	1,656	1,658	0	781	1,635
Berkley Ins Co	DE	946	1,199	0	0	122
Berkley Natl Ins Co	IA	219	114	0	0	37
Berkley Regional Ins Co	DE	157	138	0	13	7
Berkshire Hathaway Homestate Ins Co	NE	10,800	11,155	0	4,096	4,339
Berkshire Hathaway Specialty Ins Co	NE	1,318	1,327	0	657	1,404
BITCO Gen Ins Corp	IL	12	12	0	0	4
California Ins Co	CA	300	300	0	4	17
Capitol Ind Corp	WI	260	261	0	269	524
Capson Physicians Ins Co	TX	37	37	0	0	522
Carolina Cas Ins Co	IA	185	222	0	260	265
Caterpillar Ins Co	MO	62	58	0	0	0
Catlin Ind Co	DE	0	13	0	61	21
Catlin Ins Co	TX	-53	139	0	3,453	-766
Central States Ind Co Of Omaha	NE	172	172	0	5	11
Century Ind Co	PA	0	0	0	8	48
Charter Oak Fire Ins Co	CT	1,329	1,456	2	681	829
Chicago Ins Co	IL	0	0	0	0	-19
Chubb Ind Ins Co	NY	314	146	0	26	97
Chubb Natl Ins Co	IN	0	0	0	0	0
Church Mut Ins Co	WI	4,630	4,248	122	584	692
Clarendon Natl Ins Co	IL	0	0	0	-3	-239
Colonial Amer Cas & Surety Co	MD	0	49	0	-1	-9
Colonial Surety Co	PA	30	21	0	0	1
Columbia Ins Co	NE	935	1,013	0	523	84
Commerce & Industry Ins Co	NY	2,781	3,826	0	5,382	-384
Continental Cas Co	IL	20,892	21,764	0	11,952	12,951
Continental Ins Co	PA	955	968	0	1,393	298

## PROPERTY/CASUALTY TOTAL BUSINESS 2017 (\$000)

Company Name	DOM	Direct Written Prem	Direct Earned Prem	Dividends Paid	Direct Losses Paid	Direct Losses Incurred
Continental Western Ins Co	IA	15	15	0	2	4
Contractors Bonding & Ins Co	IL	468	599	0	-1	-3
Corepointe Ins Co	DE	0	6	0	4	12
Country Cas Ins Co	IL	451	463	0	360	91
Country Mut Ins Co	IL	23,360	23,265	0	11,376	10,584
Country Pref Ins Co	IL	8,305	8,200	0	5,849	5,291
Courtesy Ins Co	FL	-1	0	0	0	0
Crestbrook Ins Co	OH	391	417	0	-12	-4
Crum & Forster Ind Co	DE	372	298	0	488	699
Cumis Ins Society Inc	IA	5,131	4,995	0	2,568	2,770
Dealers Assur Co	OH	4	0	0	0	0
Dentists Benefits Ins Co	OR	31	33	0	0	0
Dentists Ins Co	CA	387	386	7	18	108
Developers Surety & Ind Co	CA	590	529	0	0	3
Diamond State Ins Co	IN	0	0	0	0	0
Discover Prop & Cas Ins Co	CT	0	0	0	0	-141
Doctors Co An Interins Exch	CA	194	218	4	0	1,013
Eastguard Ins Co	PA	107	105	0	14	36
Electric Ins Co	MA	35	35	0	69	142
Empire Fire & Marine Ins Co	NE	1,727	1,718	0	1,175	160
Employers Fire Ins Co	PA	0	0	0	0	-28
Employers Ins of Wausau	WI	2,662	2,892	64	2,569	444
Employers Mut Cas Co	IA	43	41	0	1	9
Endurance Amer Ins Co	DE	4,907	4,934	0	1,252	3,244
Endurance Assur Corp	DE	3	2	0	0	0
Essent Guar Inc	PA	2,455	2,294	0	0	196
Essentia Ins Co	MO	245	225	0	100	102
Euler Hermes N Amer Ins Co	MD	-9	14	0	0	0
Everest Natl Ins Co	DE	1,146	891	0	168	632
Everest Reins Co	DE	249	248	0	3	39
Evergreen Natl Ind Co	OH	0	1	0	0	-1
Executive Risk Ind Inc	DE	338	357	0	0	3

Company Name	DOM	Direct Written Prem	Direct Earned Prem	Dividends Paid	Direct Losses Paid	Direct Losses Incurred
Factory Mut Ins Co	RI	11,705	13,450	0	2,538	519
Fair Amer Ins & Reins Co	NY	81	89	0	0	-1
Farmington Cas Co	CT	0	0	0	0	-2
Federal Ins Co	IN	3,865	4,299	0	1,108	233
Federated Mut Ins Co	MN	2	3	0	0	0
Federated Rural Electric Ins Exch	KS	0	0	0	0	-250
Federated Serv Ins Co	MN	456	322	0	166	196
Fidelity & Deposit Co Of MD	MD	1,856	1,700	0	-225	-64
Fidelity & Guar Ins Co	IA	-98	-85	0	50	-164
Fidelity & Guar Ins Underwriters Inc	WI	0	0	0	0	1
Financial Amer Prop & Cas Ins Co	TX	0	-1	0	0	0
Financial Pacific Ins Co	CA	0	0	0	0	0
Firemans Fund Ins Co	CA	1,312	1,293	0	2,573	1,434
Firemens Ins Co Of Washington DC	DE	0	0	0	0	0
First Amer Prop & Cas Ins Co	CA	0	0	0	0	0
First Colonial Ins Co	FL	-26	255	0	237	198
First Liberty Ins Corp	IL	423	383	0	152	328
First Natl Ins Co Of Amer	NH	119	136	0	-41	-31
Florists Mut Ins Co	IL	70	78	0	78	-305
Foremost Ins Co Grand Rapids MI	MI	3,530	3,536	0	1,481	1,506
Foremost Prop & Cas Ins Co	MI	322	333	0	152	170
Foremost Signature Ins Co	MI	921	969	0	50	42
Fortress Ins Co	IL	12	9	0	0	1
Garrison Prop & Cas Ins Co	TX	12,598	12,322	0	8,415	7,552
Gateway Ins Co	MO	0	0	0	0	-11
GEICO Advantage Ins Co	NE	21,378	20,414	0	16,036	18,193
Geico Cas Co	MD	2,373	2,473	0	1,436	1,024
GEICO Choice Ins Co	NE	15,164	14,768	0	10,652	11,030
Geico Gen Ins Co	MD	18,536	18,916	0	11,061	10,811

**PROPERTY/CASUALTY TOTAL BUSINESS 2017 (\$000)**

Company Name	DOM	Direct Written Prem	Direct Earned Prem	Dividends Paid	Direct Losses Paid	Direct Losses Incurred
Geico Ind Co	MD	8,501	8,787	0	5,532	3,911
GEICO Marine Ins Co	MD	610	544	0	298	417
GEICO Secure Ins Co	NE	7,517	7,333	0	5,735	5,802
General Cas Co Of WI	WI	18	13	0	18	-57
General Ins Co Of Amer	NH	402	497	0	69	-75
General Reins Corp	DE	353	321	0	124	-488
General Star Natl Ins Co	DE	0	0	0	0	2
Generali Us Branch	NY	214	207	0	116	-86
Genesis Ins Co	DE	647	636	0	1,312	108
Genworth Mortgage Ins Corp	NC	1,766	1,552	0	266	145
Government Employees Ins Co	MD	9,324	9,417	0	6,972	5,183
Granite State Ins Co	IL	1,362	1,587	0	679	2,084
Gray Ins Co	LA	287	287	0	128	159
Great Amer Alliance Ins Co	OH	626	616	0	-17	-112
Great Amer Assur Co	OH	2,791	2,852	0	691	1,572
Great Amer Ins Co	OH	2,658	2,027	0	3,082	4,989
Great Amer Ins Co of NY	NY	1,908	1,904	0	693	739
Great Amer Spirit Ins Co	OH	30	35	0	0	0
Great Divide Ins Co	ND	7,909	8,197	0	3,933	3,469
Great Midwest Ins Co	TX	391	391	0	834	171
Great Northern Ins Co	IN	919	917	0	232	59
Great West Cas Co	NE	8	8	0	0	2
Greenwich Ins Co	DE	398	721	0	143	-182
Greyhawk Ins Co	CO	0	0	0	0	0
Guarantee Co Of N Amer USA	MI	59	75	0	0	-3
Guideone Mut Ins Co	IA	1,021	1,190	0	110	242
Hallmark Ins Co	AZ	35	21	0	0	-158
Hanover Amer Ins Co	NH	9	-2	0	0	2
Hanover Ins Co	NH	3,058	2,011	0	218	498
Harco Natl Ins Co	IL	88	84	0	3	47
Harleysville Ins Co	OH	0	0	0	0	0
Hartford Accident & Ind Co	CT	127	123	0	17	-31

Company Name	DOM	Direct Written Prem	Direct Earned Prem	Dividends Paid	Direct Losses Paid	Direct Losses Incurred
Hartford Cas Ins Co	IN	197	220	0	1	-8
Hartford Fire Ins Co	CT	2,810	2,496	0	724	1,509
Hartford Ins Co Of The Midwest	IN	12,842	13,476	0	9,218	8,355
Hartford Steam Boil Inspec & Ins Co	CT	355	422	0	8	-11
Hartford Underwriters Ins Co	CT	116	159	0	44	77
HDI Global Ins Co	IL	1,496	1,163	0	285	2,248
Heritage Ind Co	CA	-1	2	0	0	0
Hiscox Ins Co Inc	IL	663	616	0	0	125
Homesite Ins Co	WI	132	129	0	0	0
Horace Mann Ins Co	IL	2,402	2,436	0	933	1,225
Horace Mann Prop & Cas Ins Co	IL	3,049	3,161	0	1,940	2,126
Hudson Ins Co	DE	590	634	0	68	27
Illinois Natl Ins Co	IL	2,053	2,160	0	10	850
Imperium Ins Co	TX	22	22	0	0	11
Indemnity Co Of CA	CA	104	133	0	0	-17
Indemnity Ins Co Of North Amer	PA	1,155	1,137	0	157	666
Independence Amer Ins Co	DE	106	106	0	44	107
Insurance Co of N Amer	PA	139	161	0	92	-326
Insurance Co Of The State Of PA	IL	1,813	2,064	0	3,438	1,867
Insurance Co Of The West	CA	1,481	1,506	0	23	-4
Integon Natl Ins Co	NC	4,736	3,661	0	2,496	3,490
International Fidelity Ins Co	NJ	583	653	0	0	-47
Ironshore Ind Inc	MN	914	934	0	42	108
Jefferson Ins Co	NY	3,496	3,404	0	539	559
Jewelers Mut Ins Co	WI	196	194	1	196	211
Knightbrook Ins Co	DE	0	0	0	0	0
Lamorak Ins Co	PA	0	0	0	24	-15
Lancer Ins Co	IL	647	724	0	88	117
Lexon Ins Co	TX	784	689	0	13	-154
Liberty Ins Corp	IL	5,741	5,399	0	2,510	8,078
Liberty Ins Underwriters Inc	IL	2,278	2,334	0	1,396	1,499



## PROPERTY/CASUALTY TOTAL BUSINESS 2017 (\$000)

Company Name	DOM	Direct Written Prem	Direct Earned Prem	Dividends Paid	Direct Losses Paid	Direct Losses Incurred
Liberty Mut Fire Ins Co	WI	10,271	10,316	-3	3,021	4,459
Liberty Mut Ins Co	MA	10,052	9,537	0	2,051	2,432
Liberty Northwest Ins Corp	OR	10,674	11,064	0	9,538	8,032
LM Ins Corp	IL	3,992	4,039	0	1,947	2,284
Lyndon Southern Ins Co	DE	4,938	4,030	0	810	810
Manufacturers Alliance Ins Co	PA	101	200	0	80	186
Markel Amer Ins Co	VA	2,776	2,377	0	190	546
Markel Ins Co	IL	6,819	6,526	0	1,842	2,652
Massachusetts Bay Ins Co	NH	54	40	0	29	103
MBIA Ins Corp	NY	9	715	0	0	0
Medical Ins Exch Of CA	CA	10,603	11,020	2,121	2,862	3,267
Medical Protective Co	IN	216	186	0	0	125
MEMIC Ind Co	NH	5	4	0	0	3
Merchants Bonding Co a Mut	IA	270	241	0	0	9
Merchants Natl Bonding Inc	IA	81	110	0	0	-1
Metropolitan Drt Prop & Cas Ins Co	RI	0	0	0	0	0
Metropolitan Grp Prop & Cas Ins Co	RI	581	610	0	405	134
MIC Prop & Cas Ins Corp	MI	0	1,339	0	631	615
Midvale Ind Co	WI	27	20	0	0	6
Midwest Employers Cas Co	DE	1,087	1,092	0	206	2,395
Mitsui Sumitomo Ins Co of Amer	NY	315	312	0	1	-19
Mitsui Sumitomo Ins USA Inc	NY	1,150	789	0	314	-40
Mortgage Guar Ins Corp	WI	2,809	2,726	0	365	331
Motors Ins Corp	MI	172	172	0	17	17
National Amer Ins Co	OK	15	14	0	0	2
National Cas Co	OH	6,335	6,668	0	3,628	4,417
National Farmers Union Prop & Cas	WI	38	36	0	6	-5
National Fire Ins Co Of Hartford	IL	146	99	0	275	89
National Gen Ins Co	MO	281	289	0	155	41
National Ind Co	NE	1,920	1,842	0	506	167

Company Name	DOM	Direct Written Prem	Direct Earned Prem	Dividends Paid	Direct Losses Paid	Direct Losses Incurred
National Interstate Ins Co	OH	4,589	5,243	0	3,337	2,977
National Liab & Fire Ins Co	CT	1,509	1,467	0	560	970
National Mortgage Ins Corp	WI	114	119	0	0	0
National Public Finance Guar Corp	NY	0	312	0	0	0
National Specialty Ins Co	TX	98	52	0	0	0
National Surety Corp	IL	3,131	2,902	0	506	9,691
National Union Fire Ins Co Of Pitts	PA	47,689	41,838	0	14,518	9,942
Nationwide Mut Fire Ins Co	OH	3	3	0	0	1
Nationwide Mut Ins Co	OH	311	316	0	34	163
Nationwide Prop & Cas Ins Co	OH	0	0	0	0	-5
Navigators Ins Co	NY	5,579	5,516	0	2,675	3,703
NCMIC Ins Co	IA	473	474	35	95	110
New England Ins Co	CT	0	0	0	0	1
New Hampshire Ins Co	IL	1,857	2,834	0	1,611	4,250
New York Marine & Gen Ins Co	NY	2,031	1,845	0	394	861
Norcal Mut Ins Co	CA	3,714	3,677	0	1,017	6,248
Norguard Ins Co	PA	292	267	0	9	38
North Amer Elite Ins Co	NH	2,291	2,161	0	1,772	1,839
North Amer Specialty Ins Co	NH	1,256	1,222	0	925	389
North Pointe Ins Co	PA	35	52	19	2	15
North River Ins Co	NJ	33	30	0	4	6
Northland Cas Co	CT	3,095	3,095	0	1,788	1,928
Nova Cas Co	NY	541	424	0	207	17
Nutmeg Ins Co	CT	0	0	0	37	-585
Oak River Ins Co	NE	1,304	1,371	0	317	646
OBI Natl Ins Co	PA	1	1	0	-4	-9
Occidental Fire & Cas Co Of NC	NC	1,323	1,230	0	282	348
Ohio Cas Ins Co	NH	13,051	12,831	0	3,496	2,515
Ohio Ind Co	OH	19	19	0	7	8
Ohio Security Ins Co	NH	15,186	14,419	0	4,536	5,403
Old Republic Gen Ins Corp	IL	7	8	0	13	8

## PROPERTY/CASUALTY TOTAL BUSINESS 2017 (\$000)

Company Name	DOM	Direct Written Prem	Direct Earned Prem	Dividends Paid	Direct Losses Paid	Direct Losses Incurred
Old Republic Ins Co	PA	2,867	3,390	47	1,110	357
Old United Cas Co	KS	0	3	0	3	2
Pacific Employers Ins Co	PA	-22	-24	0	60	-16
Pacific Ind Co	WI	342	455	38	515	71
PACO Assur Co Inc	IL	6	6	0	0	0
Palomar Specialty Ins Co	OR	94	41	0	0	0
PartnerRe Amer Ins Co	DE	418	418	0	0	-33
Peak Prop & Cas Ins Corp	WI	0	0	0	0	0
Penn Amer Ins Co	PA	674	694	0	1,307	1,019
Pennsylvania Lumbermens Mut Ins	PA	0	0	0	1	1
Pennsylvania Manufacturers Assoc Ins	PA	209	195	0	124	91
Pennsylvania Manufacturers Ind Co	PA	318	241	0	38	106
Permanent Gen Assur Corp	WI	710	466	0	519	741
Petroleum Cas Co	TX	4	4	0	0	-3
Pharmacists Mut Ins Co	IA	257	224	0	7	1
Philadelphia Ind Ins Co	PA	10,038	9,896	0	5,247	5,527
Phoenix Ins Co	CT	825	797	2	133	13
Physicians Ins A Mut Co	WA	478	114	1	0	74
Platte River Ins Co	NE	94	106	0	0	-1
Plaza Ins Co	IA	0	0	0	0	-39
Podiatry Ins Co Of Amer	IL	198	193	0	0	-1
Praetorian Ins Co	PA	-323	1,555	112	1,411	2,923
Preferred Professional Ins Co	NE	-1	-1	0	0	-55
Privilege Underwriters Recp Exch	FL	327	313	0	10	69
Procentury Ins Co	MI	0	0	0	0	-6
Progressive Cas Ins Co	OH	71	69	0	-5	-7
Progressive Direct Ins Co	OH	27,026	26,569	0	16,169	16,207
Progressive Northwestern Ins Co	OH	3,424	3,443	0	1,861	1,982

Company Name	DOM	Direct Written Prem	Direct Earned Prem	Dividends Paid	Direct Losses Paid	Direct Losses Incurred
Progressive Specialty Ins Co	OH	22,510	22,478	0	15,384	16,881
Property & Cas Ins Co Of Hartford	IN	38	43	0	10	12
Protective Ins Co	IN	853	715	0	128	32
Protective Prop & Cas Ins Co	MO	30	42	0	0	0
Providence Washington Ins Co	RI	0	0	0	596	385
QBE Ins Corp	PA	6,514	5,236	4	2,843	2,044
Radian Guar Inc	PA	5,047	5,033	0	292	326
Redwood Fire & Cas Ins Co	NE	837	664	0	303	334
Regent Ins Co	WI	37	17	0	1	12
Republic Ind Co Of Amer	CA	13,861	13,848	114	5,430	2,104
Republic Ind Co of CA	CA	248	249	0	95	174
Repwest Ins Co	AZ	124	124	0	24	19
Response Worldwide Ins Co	IL	0	0	0	0	0
Riverport Ins Co	IA	4,991	4,622	0	1,052	-680
RLI Ins Co	IL	1,317	1,234	0	7	105
Roche Surety & Cas Co Inc	FL	1	1	0	0	0
RSUI Ind Co	NH	2,693	2,776	0	79	299
Rural Comm Ins Co	MN	69	72	0	14	7
Safeco Ins Co Of Amer	NH	4,333	4,300	0	3,410	919
Safeco Ins Co Of IL	IL	382	357	0	729	522
Safeco Ins Co Of IN	IN	28,109	27,289	0	14,084	14,558
Safety First Ins Co	IL	0	0	0	0	-1
Safety Natl Cas Corp	MO	728	699	0	1,005	1,387
Sagamore Ins Co	IN	70	38	0	0	15
Scottsdale Ind Co	OH	0	0	0	0	0
SeaBright Ins Co	TX	-116	-466	0	1,270	-912
Securian Cas Co	MN	4,979	4,988	0	2,041	2,050
Select Ins Co	TX	0	0	0	0	0
Selective Ins Co Of Amer	NJ	115	119	0	0	0
Seneca Ins Co Inc	NY	4	5	0	0	1
Sentinel Ins Co Ltd	CT	0	0	0	3	3

## PROPERTY/CASUALTY TOTAL BUSINESS 2017 (\$000)

Company Name	DOM	Direct Written Prem	Direct Earned Prem	Dividends Paid	Direct Losses Paid	Direct Losses Incurred
Sentry Cas Co	WI	20	13	0	0	-101
Sentry Ins A Mut Co	WI	46	49	0	357	254
Sentry Select Ins Co	WI	1,884	1,858	0	505	303
Service Ins Co	FL	-7	-7	0	0	0
Sirius Amer Ins Co	NY	1,289	910	0	0	251
Sompo Japan Ins Co of Amer	NY	1,623	1,438	0	56	28,775
Southwest Marine & Gen Ins Co	AZ	0	0	0	0	0
Sparta Ins Co	CT	0	0	0	-67	-279
St Paul Fire & Marine Ins Co	CT	305	330	0	884	840
St Paul Guardian Ins Co	CT	0	0	0	0	8
St Paul Mercury Ins Co	CT	0	0	0	0	61
St Paul Protective Ins Co	CT	0	0	0	0	1
Standard Fire Ins Co	CT	0	0	0	11	-25
Star Ins Co	MI	6	6	0	0	-11
Starnet Ins Co	DE	3,037	2,690	0	2,591	-408
Starr Ind & Liab Co	TX	11,986	10,702	0	5,258	6,050
StarStone Natl Ins Co	DE	2,903	3,083	0	1,672	1,904
State Farm Fire & Cas Co	IL	99,194	99,658	0	48,045	48,220
State Farm Mut Auto Ins Co	IL	124,506	122,938	0	81,255	92,805
State Natl Ins Co Inc	TX	343	338	0	35	559
Stillwater Ins Co	CA	400	399	0	160	268
Stonington Ins Co	PA	10	13	0	0	-14
Sun Surety Ins Co	SD	0	0	0	0	0
Suretec Ins Co	TX	0	0	0	0	0
T H E Ins Co	LA	287	280	0	2	45
Teachers Ins Co	IL	3,059	3,135	0	912	937
Technology Ins Co Inc	DE	32	26	0	8	19
The Cincinnati Ins Co	OH	68	100	0	-3	-9
The Travelers Cas Co	CT	0	0	0	0	0
TIG Ins Co	CA	0	0	0	38	-619
TNUS Ins Co	NY	8	20	0	-2	-96
Tokio Marine Amer Ins Co	NY	931	893	0	87	447

Company Name	DOM	Direct Written Prem	Direct Earned Prem	Dividends Paid	Direct Losses Paid	Direct Losses Incurred
Toyota Motor Ins Co	IA	355	66	0	11	47
Trans Pacific Ins Co	NY	39	45	0	1	23
Transamerica Cas Ins Co	OH	708	775	0	478	515
Transguard Ins Co Of Amer Inc	IL	95	96	0	8	37
Transportation Ins Co	IL	210	210	2	35	415
Travelers Cas & Surety Co	CT	74	92	0	16	-74
Travelers Cas & Surety Co Of Amer	CT	7,642	7,053	0	238	154
Travelers Cas Co Of CT	CT	0	0	0	0	0
Travelers Cas Ins Co Of Amer	CT	0	0	0	0	0
Travelers Constitution State Ins Co	CT	0	0	0	0	0
Travelers Ind Co	CT	3,194	3,047	1	1,465	1,163
Travelers Ind Co Of Amer	CT	3,184	3,474	3	837	517
Travelers Ind Co Of CT	CT	572	677	2	161	122
Travelers Prop Cas Co Of Amer	CT	13,833	13,719	0	9,955	31,844
Tri State Ins Co Of MN	IA	2	2	0	0	0
Triumpe Cas Co	OH	490	451	0	1	106
Truck Ins Exch	CA	-2	3	0	0	-1
Trumbull Ins Co	CT	13	40	0	3	-31
Twin City Fire Ins Co Co	IN	735	673	2	368	-492
Umialik Ins Co	AK	51,677	49,001	0	23,261	29,622
Unigard Ins Co	WI	0	0	0	0	-18
United Financial Cas Co	OH	6,877	6,851	0	2,565	3,576
United Fire & Cas Co	IA	0	4	0	0	0
United Guar Mortgage Ind Co	NC	297	282	0	100	100
United Guar Residential Ins Co	NC	1,352	1,861	0	68	223
United Serv Automobile Assn	TX	51,945	51,404	5,542	29,488	28,983
United States Fidelity & Guar Co	CT	2	-1	0	17	-152
United States Fire Ins Co	DE	4,513	4,455	0	3,621	4,197
United States Liab Ins Co	PA	514	510	0	1,850	868
United WI Ins Co	WI	-9	-9	0	0	-8

## PROPERTY/CASUALTY TOTAL BUSINESS 2017 (\$000)

Company Name	DOM	Direct Written Prem	Direct Earned Prem	Dividends Paid	Direct Losses Paid	Direct Losses Incurred
Universal Underwriters Ins Co	IL	14	185	0	93	168
Universal Underwriters Of TX Ins	IL	0	25	0	0	-15
US Specialty Ins Co	TX	2,066	2,050	0	1,208	1,023
USAA Cas Ins Co	TX	30,215	29,795	508	18,902	19,614
USAA Gen Ind Co	TX	30,514	29,784	0	20,219	20,937
Utica Mut Ins Co	NY	0	0	0	0	0
Valley Forge Ins Co	PA	1,443	1,713	7	934	845
Vanliner Ins Co	MO	1,061	1,291	0	310	456
Vigilant Ins Co	NY	163	175	2	834	25
Viking Ins Co Of WI	WI	0	0	0	0	0
Virginia Surety Co Inc	IL	230	1,214	0	1,423	1,499
Washington Intl Ins Co	NH	39	39	0	0	2
Wausau Business Ins Co	WI	31	114	0	221	75
Wausau Underwriters Ins Co	WI	-7	220	0	1,363	-355
Wesco Ins Co	DE	37	43	0	3	-19
West Amer Ins Co	IN	6,400	6,891	0	2,322	1,589

Company Name	DOM	Direct Written Prem	Direct Earned Prem	Dividends Paid	Direct Losses Paid	Direct Losses Incurred
Westchester Fire Ins Co	PA	4,060	3,800	0	765	2,406
Western Natl Mut Ins Co	MN	339	324	0	0	1
Western Surety Co	SD	2,596	2,567	0	-578	-948
Westfield Ins Co	OH	5	4	0	0	0
Westport Ins Corp	MO	2,793	2,737	0	203	150
Work First Cas Co	DE	0	0	0	0	0
Wright Natl Flood Ins Co	TX	162	152	0	0	0
XL Ins Amer Inc	DE	3,559	2,809	0	0	-218
XL Specialty Ins Co	DE	5,999	5,991	0	2,182	1,654
Zale Ind Co	TX	9	9	0	0	0
Zenith Ins Co	CA	8	9	0	11	-101
Zurich Amer Ins Co	NY	17,596	20,461	0	11,170	12,595
Zurich Amer Ins Co Of IL	IL	4,441	3,639	0	1,186	1,200
Total Companies: 458		1,470,314	1,477,754	11,148	667,414	704,122

## TITLE INSURANCE COMPANIES 2017

Company Name	NAIC #	DOM	Market Share	Assets (\$000)	Surplus (\$000)	Direct Prem Written	Direct Prem Earned	Direct Losses Paid	Direct Losses Incurred
AmTrust Title Ins Co	51578	FL		22,910	19,474	0	0	0	0
Chicago Title Ins Co	50229	FL	3.20%	1,763,949	971,512	1,000	1,029	50	172
Commonwealth Land Title Ins Co	50083	FL		633,447	360,764	0	1	0	0
Fidelity Natl Title Ins Co	51586	TX	12.20%	1,072,313	392,988	3,817	3,780	-85	10
First Amer Title Guar Co	51624	NE		35,852	22,628	0	0	0	0
First Amer Title Ins Co	50814	FL	38.45%	2,731,670	1,173,789	12,023	11,926	55	208
Old Republic Natl Title Ins Co	50520	TX	6.89%	1,207,017	516,213	2,155	2,398	5	5
Stewart Title Guar Co	50121		39.26%	1,105,914	542,736	12,276	12,235	177	57
WFG Natl Title Ins Co	51152	SC		132,525	28,921	0	0	0	0
Total				8,705,597	4,029,026	31,270	31,369	201	453

## **SURPLUS LINES**

Surplus Lines Premiums **78**

Premium Tax Audits **78**

Unauthorized and Independently Procured Premiums and Taxes **79**

Non-Admitted Premiums and Taxes **80**

## **GUARANTY ASSOCIATIONS**

Alaska Insurance Guaranty Association **81-82**

Alaska Life and Health Insurance Guaranty Association **83**

## **RISK RETENTION GROUPS 84**

## **PURCHASING GROUPS 85-86**

## **CONSUMER INFORMATION 87**

## **CONTACT THE DIVISION OF INSURANCE 87**

## SURPLUS LINES PREMIUMS 2017 (\$000)

Line	Prem*
Fire	11,505
Allied Lines	5,131
Multiple Peril Crop	3
Federal Flood	433
Private Crop	0
Private Flood	2
Farmowners Multiple Peril	1
Homeowners Multiple Peril	395
Commercial Multiple Peril – Non-Liability	8,348
Commercial Multiple Peril - Liability	4,198
Mortgage Guaranty	0
Ocean Marine	208
Inland Marine	1,622

Line	Prem*
Financial Guaranty	15
Medical Professional Liability	5,477
Earthquake	7,533
Group Accident And Health	0
Other Accident And Health	0
Workers Compensation	0
Other Liability	68,811
Excess Workers Compensation	160
Products Liability	179
Other Private Passenger Auto Liability	59
Other Commercial Auto Liability	999
Private Passenger Auto Physical Damage	0
Commercial Auto Physical Damage	0

Line	Prem*
Aircraft (All Perils)	1,725
Fidelity	60
Surety	6
Burglary And Theft	27
Boiler And Machinery	0
Credit	26
Warranty	0
Other Lines Of Business	181
TOTAL	117,640
Warranty	0
Other Lines Of Business	543
Total	118,394

\*Premiums under \$500 are rounded to zero.

## PREMIUM TAX AUDITS FY 2017

Audit No.	Surplus Lines Broker Name / Auditee	Audit Call	Report
<a href="#">TA 17-02b</a>	Affinity Insurance Services Inc	April 13, 2017	April 13, 2018
<a href="#">TA 17-03</a>	Pacific International Underwriters Inc.	June 21, 2017	November 27, 2017
<a href="#">TA 17-04</a>	CRC Insurance Services	August 16, 2017	April 18, 2018
<a href="#">TA 17-05</a>	Citadel Ins Services LC	September 20, 2017	January 18, 2018
<a href="#">TA 18-01</a>	CBIZ Insurance Services Inc	January 30, 2018	June 28, 2018
<a href="#">TA 18-02</a>	Parker, Smith & Feek Inc	April 2, 2018	June 29, 2018
<a href="#">TA 17-01</a>	Gerald J Sullivan & Assoc of Oregon LLC	3/14/2017	6/14/2017

## UNAUTHORIZED AND INDEPENDENTLY PROCURED PREMIUMS AND TAXES 2017 (\$000)

Unauthorized Insurance (Reported by Brokers)	Prem*	3.7% Tax	Marine	.75% Tax	Independently Procured Insurance (Reported by Insureds)	Prem	3.7% Tax
Ares Insurance Managers LLC	0	0	200	1	Total	1,003	37
Arthur J Gallagher Risk Management Serv Inc	0	0	2,558	19			
Burns & Wilcox LTD	0	0	5	0			
CRC Insurance Services Inc	0	0	129	1			
Erven & Sons Inc	0	0	87	1			
International Specialty Insurance Services Inc.	109	4	0	0			
Maritime Program Group, Inc.	0	0	21	0			
Marsh & McLennan Agency LLC	0	0	606	5			
Marsh USA Inc.	0	0	181	1			
Petersen International Underwriters	213	8	0	0			
Porter Spaulding Inc	0	0	1	0			
R T Specialty LLC	0	0	12	0			
USI Southwest Inc	0	0	-4	0			
Vennberg Insurance Inc	0	0	941	7			
Willis of Arizona	0	0	12	0			
Willis of Texas Inc	0	0	38	0			
Worldwide Facilities LLC	0	0	123	1			
<b>Total</b>	<b>322</b>	<b>12</b>	<b>4,549</b>	<b>34</b>			

\*Premiums under \$500 are rounded to zero.

## NON-ADMITTED PREMIUMS AND TAXES 2017 (\$000)

Non-Admitted Companies*	Prem	3.7% Tax
AF&L Insurance Company	2	0
Allstate Life Insurance Company of New York	5	0
American Continental Insurance Company	16	1
American Life & Security Corporation	1	0
American National Life Insurance Company of New York	4	0
American Retirement Life Insurance Company	33	1
Ameritas Life Insurance Corporation of NY	1	0
Athene Life Insurance Company of New York	0	0
Auto Club Life Insurance Company	1	0
Auto-Owners Life Insurance Company	13	0
Brighthouse Life Insurance Company of New York	0	0
Central Reserve Life Insurance Company	1	0
Christian Fidelity Life Insurance Company	9	0
CICA Life Insurance Company of America	1	0
Columbian Life Insurance Company	12	0
Combined Life Insurance Company of New York	5	0
Continental Life Insurance Company of Brentwood, TN	21	1
Cotton States Life Insurance Company	5	0
Erie Family Life Insurance Company	29	1
Farm Bureau Life Insurance Company	98	4
Federated Life Insurance Company	1	0
First Unum Life Insurance Company	64	2
Freedom Life Insurance Company of America	4	0
Genworth Life Insurance Company of New York	14	1
GPM Health and Life Insurance Company	39	1
Grange Life Insurance Company	6	0
Guaranty Income Life Insurance Company	3	0
Harleysville Life Insurance Company	1	0
Illinois Mutual Life Insurance Company	15	1
Investors Heritage Life Insurance Company	2	0

Non-Admitted Companies*	Prem	3.7% Tax
Kanawha Insurance Company	1	0
Monarch Life Insurance Company	7	0
Motorists Life Insurance Company	7	0
Mutual Savings Life Insurance Company	1	0
Old American Insurance Company	9	0
Pekin Life Insurance Company	19	1
Pioneer Mutual Life Insurance Company	17	1
Protective Life and Annuity Insurance Company	8	0
Puritan Life Insurance Company of America	2	0
Rx Life Insurance Company	6	0
Sagikor Life Insurance Company	7	0
Security Plan Life Insurance Company	1	0
Shelter Life Insurance Company	11	0
Shenandoah Life Insurance Company	4	0
Standard Life Insurance Company of New York	3	0
State Farm Life & Accident Assurance Company	23	1
The American Home Life Insurance Company	5	0
The Pyramid Life Insurance Company	4	0
The Western and Southern Life Insurance Co	122	5
United Farm Family Life Insurance Company	20	1
United Home Life Insurance Company	2	0
United Insurance Company of America	1	0
United National Life Insurance Company of America	3	0
Unity Financial Life Insurance Company	2	0
Universal Guaranty Life Insurance Company	1	0
USAA Life Insurance Company of New York	19	1
Western & Southern Life Assurance Company	64	2
William Penn Life Insurance Company of New York	8	0
Total	783	25

\*Reported by Companies



# ALASKA INSURANCE GUARANTY ASSOCIATION

## All Insolvencies by Statutory Account - Combining Balance Sheet Information

December 31, 2017	Auto	Workers' Comp	Other	Administrative	Total
<b>Assets</b>					
Cash and cash equivalents	115,267	4,351,009	791,408	-	5,257,684
Investments	696,396	26,286,989	4,781,355	-	31,764,740
Assessments receivable	-	14,696	-	-	14,696
Interest receivable	1,074	40,537	7,373	-	48,984
<b>Total assets</b>	<b>812,737</b>	<b>30,693,231</b>	<b>5,580,136</b>	<b>-</b>	<b>37,086,104</b>
<b>Liabilities And Members' Equity (Deficit)</b>					
Accounts Payable	-	-	-	-	-
Reserve for claims and claim adjustment expenses	-	34,486,279	525,070	88,552	35,099,901
Members' equity (deficit)	812,737	(3,793,048)	5,055,066	(88,552)	1,986,203
<b>Total liabilities and members' equity</b>	<b>812,737</b>	<b>30,693,231</b>	<b>5,580,136</b>	<b>-</b>	<b>37,086,104</b>
<b>Combining Schedule of Changes in Members' Equity (Deficit)</b>					
Assessments	-	5,998,907	-	1,100	6,000,007
Distributions from liquidators	69,077	1,568,725	271,964	42,258	1,952,024
Investment Income	9,783	223,929	68,056	(30,875)	270,893
<b>Total</b>	<b>78,860</b>	<b>7,791,561</b>	<b>340,020</b>	<b>12,483</b>	<b>8,222,924</b>
Change in claims and claim adjustment expense reserves	-	614,045	(72,389)	(12,483)	529,173
Claims paid	-	4,309,356	60,631	-	4,369,987
Assessment refunds	-	1,038,807	-	-	1,038,807
Claim adjustment expenses paid	-	177,598	7,878	-	185,476
Administrative costs	-	438,821	3,793	142,970	585,584
Allocation of administration costs	1,558	123,840	5,089	(130,487)	-
<b>Total</b>	<b>1,558</b>	<b>6,702,467</b>	<b>5,002</b>	<b>-</b>	<b>6,709,027</b>
Members' equity (deficit) change during year	77,302	1,089,094	335,018	12,483	1,513,897
Members' equity (deficit) beginning of year	735,435	(4,882,142)	4,720,048	(101,035)	472,306
Members' equity (deficit) end of year	812,737	(3,793,048)	5,055,066	(88,552)	1,986,203

## ALASKA INSURANCE GUARANTY ASSOCIATION

### Balance Sheets

December 31	2016	2017
<b>Assets</b>		
Cash and cash equivalents	6,184,751	5,257,684
Investments	28,814,828	31,764,740
Assessments receivable	-	14,696
Interest receivable	43,455	48,984
Total assets	35,043,034	37,086,104
<b>Liabilities and Members' Equity (Deficit)</b>		
Accounts payable	-	-
Reserve for claims and claim adjustment expenses	34,570,728	35,099,901
Total liabilities	34,570,728	35,099,901
Members' equity (deficit)	472,306	1,986,203
Total liabilities and members' equity	35,043,034	37,086,104
<b>Statements of Activities</b>		
Assessments	6,334,837	6,000,007
Distributions from liquidators	27,513	1,952,024
Investment income (loss)	272,008	270,893
Total	6,634,358	8,222,924
Change in claims and claim adjustment expense reserves	(1,275,490)	529,173
Claims paid	3,115,821	4,369,987
Assessment refunds	1,009,093	1,038,807
Claim adjustment expenses paid	250,270	185,476
Administrative expenses	198,798	585,584
Total	3,298,492	6,709,027
Net change in members' equity (deficit) during the year	3,335,866	1,513,897
Members' equity (deficit) beginning of year	(2,863,560)	472,306
Members' equity (deficit) end of year	472,306	1,986,203

### Statements of Cash Flows

December 31	2016	2017
<b>Cash Flows from Operating Activities</b>		
Net change in members' equity (deficit)	3,335,866	1,513,897
Adjustments to reconcile net change in members' equity (deficit) to net cash provided by (used in) operating activities:		
Unrealized (gain) loss on investments	(21,874)	154,288
Changes in assets and liabilities that provided (used) cash:		
Assessments receivable	2,176,632	(14,696)
Interest receivable	5,491	(5,529)
Accounts payable	(265,691)	-
Reserves for claims and claim adjustment expense	(1,275,490)	529,173
Net cash provided by operating activities	3,954,934	2,177,133
<b>Cash Flows from Investing Activities</b>		
Purchases of investments	(11,793,687)	(16,962,200)
Maturities of investments	10,494,855	13,858,000
Sales of investments	490,000	-
Net cash (used in) investing activities	(808,832)	(3,104,200)
Increase (Decrease) in cash and cash equivalents	3,146,102	(927,067)
Cash and cash equivalents, beginning of year	3,038,649	6,184,751
Cash and cash equivalents, end of year	6,184,751	5,257,684

# ALASKA LIFE AND HEALTH INSURANCE GUARANTY ASSOCIATION

## Statement of Revenue Collected and Expenses Paid and Changes in Fund Balances

For the Year ended December 31, 2017

	Administrative Fund	Insolvency Funds	Total
<b>Revenues</b>			
Class A assessments received	164,278	—	164,278
Class B assessments received	—	1,050,000	1,050,000
Funds received from liquidators	—	—	—
Interest income	—	3	3
<b>Total revenue collected</b>	<b>164,278</b>	<b>1,050,003</b>	<b>1,214,281</b>
<b>Expenses</b>			
Assumption reinsurance payments	—	1,030,440	1,030,440
NOLHGA dues and assessments	46,413	(3,409)	43,004
Executive director fee	59,387	28,688	88,075
Accounting fees	17,885	—	17,885
Auditing fees	20,860	—	20,860
Travel	21,614	—	21,614
Annual meeting expenses	6,316	—	6,316
Zak assessment data base	6,730	—	6,730
General and administrative expenses	2,925	40	2,965
<b>Total expenses paid</b>	<b>182,130</b>	<b>1,055,759</b>	<b>1,237,889</b>
<b>Excess (deficit) of revenue collected over expenses paid</b>	<b>(17,852)</b>	<b>(5,756)</b>	<b>(23,608)</b>
Fund balances, beginning of year (audited balance of \$529,382, adjusted for \$34,993 of amounts related to accrual items to convert to modified cash basis)	(15,216)	579,591	564,375
<b>Fund balances, end of year</b>	<b>(33,068)</b>	<b>573,835</b>	<b>540,767</b>

### Basis of Presentation

The December 31, 2017 audited financial statements included a change on the basis of presentation.

The Association prepares its financial statements on the modified cash basis of accounting (the accrual basis of accounting was utilized in years prior to 2017).

Under this basis, most revenues are recognized when collected rather than when earned, and expenditures are recognized when paid rather than when incurred. Consequently, some items such as investment income receivable and amounts payable for services to the Association are not presented in the financial statements.

## RISK RETENTION GROUPS 2017\*\* (\$000)

AK ID	DOM	Group Name	Prem*
11222	VT	Academic Medical Professionals Insurance Risk Retention Group, LLC	0
10994	VT	Affiliates Insurance Reciprocal A Risk Retention Group	5
10554	AZ	Allied Professionals Insurance Company Rrg	48
8512	VT	American Assoc of Orthodontists Rrg	28
8351	TX	American Contractors Insurance Co Rrg	0
10758	VT	American Excess Insurance Exchange Rrg	56
10538	SC	American Forest Casualty Company Rrg	109
10933	AZ	Applied Medico-Legal Solutions Risk Retention Group Inc	0
8354	DE	Architects & Engineers Insurance Co Rrg	0
10884	NV	Arcoa Risk Retention Group, Inc.	24
10925	KY	Arise Boiler Inspection and Insurance Company Rrg	4
8483	VT	Attorneys' Liability Assur Society Inc. A Rrg	235
11115	MT	Aviation Alliance Insurance Risk Retention Group, Inc.	0
11245	HI	California Healthcare Insurance Company, Inc., A Risk Retention Group	0
10960	DC	Caring Communities A Reciprocal Risk Retention Group	0
10608	VT	Claim Professionals Liability Insurance Company Rrg	31
10964	VT	College Risk Retention Group	14
20095	NC	County Hall Insurance Company , Inc, A Risk Retention Group	0
20118	DC	Coverys Rrg, Inc.	0
8358	VT	Cpa Mutual Insurance Co of America Rrg	54
10993	MT	Crossfit Risk Retention Group Incorporated	20
20113	SC	Dan Risk Retention Group, Inc.	2
10504	NV	Golden Insurance Company Rrg	33
11020	DC	Health Care Industry Liability Reciprocal Ins Co, A Risk Retention Group	80
20045	DC	Lone Star Alliance, Inc. A Risk Retention Group	31
10450	DE	Marathon Financial Insurance Company Inc. Rrg	0
20108	VT	Medchoice Risk Retention Group, Inc.	0
11216	DC	Medpro Rrg Risk Retention Group	111
10379	VT	Mental Health Risk Retention Group, Inc.	0
20088	HI	Mutual Risk Retention Group Inc.	0
11132	DC	Nasw Risk Retention Group, Inc.	28
11160	HI	National Guardian Risk Retention Group, Inc.	0
8513	DC	National Service Contract Ins Co Rrg	4
8350	IL	OMS National Insurance Company Rrg	152
10615	VT	Ooida Risk Retention Group Inc	6

AK ID	DOM	Group Name	Prem*
8364	VT	Ophthalmic Mutual Insurance Company Rrg	0
10912	DC	PCH Mutual Insurnce Company Inc. A Risk Retention Group	205
8366	MO	Preferred Physicians Medical Rrg Inc.	35
10616	AZ	Restoration Risk Retention Group Inc.	-2
20046	SC	Romulus Risk Insurance Risk Retention Group, Inc.	0
10542	VT	Security America Risk Retention Group Inc.	0
10636	DC	Spirit Mountain Insurance Company Risk Retention Group	25
10612	SC	St. Charles Insurance Company Rrg	0
10474	VT	Stico Mutual Insurance Company Rrg	157
8370	VT	Terra Insurance Company (A Risk Retn Grp)	599
11136	VT	Terrafirma Risk Retention Group LLC	6
11243	VT	The Doctors Company Risk Retention Group, A Reciprocal Exchange	0
20073	SC	Titan Insurance Company, Inc., a Risk Retention Group	0
10463	VT	United Educators Insurance a Reciprocal Risk Retention Group	437
20093	SC	Velocity Insurance Company, A Risk Retention Group	0
8371	CO	Western Pacific Mutual Ins Co (A Rrg)	0
10463	VT	United Educators Insurance a Reciprocal Risk Retention Group	432
20093	SC	Velocity Insurance Company, a Risk Retention Group	0
8371	CO	Western Pacific Mutual Ins Co (A Rrg)	0
TOTAL			2,536

\*Premiums under \$500 are rounded to zero.

\*\*In compliance with 3AAC 24.010 -.290.

CAUTION: Risk Retention Groups are not subject to the Alaska Insurance Guaranty Association Act and federal law partially preempts them from certain Alaska insurance regulatory authority. Therefore, extreme caution should be exercised when considering a Risk Retention Group as an insurer.

## PURCHASING GROUPS 2017

Company Name	AK ID	Company Name	AK ID	Company Name	AK ID
123CPL	11088	AVMA Professional Liability Insurance Trust Purchasing Group	10277	Fitness Insurance, LLC	10990
Adults & Childrens Risk Purchasing Group, Inc.	10371	B&B Fitness Pg, Inc.	20182	Fleet Assurance Purchasing Group	11022
Agents Professional Liability Service Organization	10618	B&L Select Transportation Rpg, Inc.	11125	Fraternal And Service Organizations Risk Purchasing Group	20194
AKC Pg, Inc.	10786	Beauty Health & Trade Alliance	10907	Frenkel Cosmetic Risk Purchasing Group, Inc.	20115
Alaska Independent Insurance Agents & Brokers Inc.	10342	Behavioral Health Purchasing Group	10857	Garage Service & Equipment Dealers Liab Assn Of America, Inc.	10867
Aliverisk Rpg, Inc.	11205	Big I Risk Purchasing Group, LLC	11103	GGP Tenants Purchasing Group	20036
Alliance of Event Planners & Vendors, Inc.	11100	Boom Truck & Concrete Pumpers Pg	10855	Glynn General Purchasing Group, Inc.	10769
Alliance of Nonprofits, Inc.	11099	BSA Local Council Purchasing Group Association, Inc.	10681	Great American Cities Purchasing Group Inc.	10465
Allied Healthcare Providers Association Rpg	11016	Chemical Society Risk Purchasing Group	20114	Habitat For Humanity Purchasing Group Inc.	10330
American Acupuncture Council Pg	10264	Chirofutures Inc. Rpg	11033	Harp, Inc.	11164
American Advantage Purchasing Group	20110	Clearwater Transportation Insurance Program	10772	Health Care Professions Purchasing Group Association	10287
American Association of Advertising Agencies Inc.	10265	Coalition of Restaurants And Fine Dining Establishments, Inc.	20174	Healthcare Professionals Purchasing Group, LLC	20170
American Association of Real Estate Owners Rpg	10922	College And University Scholastic Excess Rpg, Llc	20056	Healthcare Professionals Rpg Inc.	10095
American Federation of Daily Care Services Inc.	10267	College Risk Purchasing Group, Inc.	10962	Healthcare Providers Service Organization	10300
American Health Care Professions Purchasing Group Association	10289	Combined Real Estate Purchasing Enterprise, Inc.	10903	Horsemen Of North America Safety Control Purchasing Group	10303
American Massage Council Insurance Buying Group Inc.	10302	Commercial for Hire Transportation Pg	10579	Hudson Healthcare Purchasing Group	11195
American Ports Insurance Program Rpg	10866	Community Associations Pg Inc.	10545	Hudson Media Protection Purchasing Group	10788
American Real Estate Pg, Inc.	20172	Cultural & Historical Institutions Pg, Inc.	10901	Hudson QSR Purchasing Group	10829
American Society Of Health System Pharmacists Risk Pg	10288	Dental Guard Purchasing Group	20082	Hudson Railroad Protective Liability Group	10830
American Specialty Sports & Entertainment Pg	10756	Design Professionals Association Risk Purchasing Group Inc.	10284	Hudson Transportation Purchasing Group	11059
American Tax Preparers Purchasing Group	10916	Designpro Purchasing Group	10602	I-Elite Risk Purchasing Group LLC	20127
ANA SNA Purchasing Group Association	10290	Distinguished Properties Associates Inc.	10084	Identity Crime Prevention, Inc.	11231
AON Aging Services Pg	10856	Distinguished Properties Umbrella Managers Inc.	10090	IG Inc.	10304
Arthur J Gallagher Financial Services Professional Risk Purchasing Group, LLC	11152	DT Podiatric Preferred, LLC	11186	Insurance Plus Risk Purchasing Group, LLC	11091
Arthur J Gallagher School Rpg	20072	DT Preferred Group, LLC	11000	Integrated Risk Facilities, Inc.	10704
Arthur J. Gallagher Real Estate Rpg, LLC	20026	Education Support Purchasing Group	10992	International Entertainment & Sports Rpg	20184
Artisan Contractors Rpg	20153	Educators Liability Insurance Purchasing Group of Missouri	20122	International Special Events & Recreation Assoc Inc.	10567
Association of Public And Private Educators	10273	Employment Practices Risk Management Association Rpg	11234	IPHFHA Risk Purchasing Group	11067
Association of Responsible Tanning Salon Operators Inc.	10292	ERS Risk Purchasing Group Association Inc.	10594	IRF Construction Group Inc.	10210
Association Resource Group Pg	10853	F P Purchasing Group	10517	IRF Hospitality Group Inc.	10209
Associations And Professionals General Liability Pg	10274	Family Entertainment Centers Safety Assoc Inc.	10632	IRF Manufacturing Group Inc.	10206
Athletic Alliance Risk Purchasing Group	10276	Financial Solutions Risk Purchasing Group	20198	IRF Real Estate Operations Group Inc.	10207
Attorneys' Advantage Risk Purchasing Group	11135	Fire Sprinkler Rpg, Inc.	11064	IRF Restaurant Group Inc.	10205
Automotive Insurance Purchasing Group	11173	First Indemnity Pg, Inc.	10706	IRF Retail Group Inc.	10204
		Fitness and Wellness Purchasing Group	10058	IRF Service Group Inc.	10203
				IRF Wholesale Group Inc.	10199

## PURCHASING GROUPS 2017

Company Name	AK ID	Company Name	AK ID	Company Name	AK ID
Lawyers Protector Plan Purchasing Group	10757	Norman-Spencer Real Estate Risk Purchasing Group, Inc.	11110	Security America Rpg LLC	20029
Little League Baseball Risk Purchasing Group Inc.	10291	North American Data Security Rpg	20035	Select Communities Risk Purchasing Group, LLC	20161
Medical Professionals Program Pg	10631	North American Kiosk Rpg, Inc.	11172	Select Hospitality Insurance Group, Inc.	11167
Medpro Provider Solutions, Inc.	11200	Northern Insurance Real Estate Professionals Rpg Inc.	20090	SF Risk Management Group, LLC	10828
Mercer Financial Services Professional Rpg	10854	Outdoor & Recreational Insurance Program	10478	Shahinian Rpg, Inc.	11032
Metropolitan Commercial Real Estate Assoc., Inc.	10930	Outdoor Solutions Risk Purchasing Group	20192	Shel Risk Purchasing Group Association	20150
Motors Insurance Purchasing Group Inc.	10310	Paramount Construction Group, Inc.	11226	Showstoppers(TM) Purchasing Group	10787
National Association of Broadcasters Risk Pg	10318	Paramount Manufacturing Group, Inc.	11225	SIG Sports, Leisure And Entertainment Risk Purchasing Group LLC	20015
National Association of Independent Healthcare Professionals	10320	Paramount Real Estate Group, Inc.	10761	Sigma Purchasing Group Association	10687
National Association of Insurance and Financial Advisors	10317	Paramount Retail Group, Inc.	11224	Solidarity Purchasing Group	10825
National Association of Salaried Professionals Pg Inc	10314	Paramount Service Group, Inc.	11223	Southwest Real Estate Purchasing Group Inc.	10492
National Automobile Dealers Pg, Inc.	10902	Policeshield360, Inc.	20191	Special Event Liability Group Insurance Trust	10479
National Automotive Coalition, Inc.	11044	Preferred Delivery Rpg, Inc.	11123	Special Markets Purchasing Group, Inc.	20121
National Chiropractic Council	10200	Preferred Motor Sports Risk Purchasing Group	11148	Specified Clubs of the American Relay League Pg	20087
National Event Providers Association	10941	Preferred Professional Purchasing Group	10337	Sports & Fitness Ins P G Association	10622
National Home Inspectors Risk Purchasing Group	20202	Preferred Property Program, Inc.	10794	Sports and Recreation Providers Association	10558
National Hospitality Risk Purchasing Group	20196	Premier Choice Home Services Rpg, Inc.	11124	Starr Wright Risk Purchasing Group, LLC	20040
National Legal Aid & Defender Association	10321	Premier Hospitality Insurance Group, Inc.	11166	Strategic Hub International Excess Liability Defender Inc.	20189
National Legal Professionals Risk Purchasing Group	20209	Primary Real Estate Insurance Management Enterprise, Inc.	11171	Swiss Re Purchasing Group For Insurance Agents	10812
National Newspaper Association	10347	Professional Agents Risk Purchasing Group, Inc.	20178	TV And Radio Purchasing Group Inc.	10346
National Photographers Risk Purchasing Group	20193	Professional Auditors, Consultants & Engineers Rpg	20062	TMS-Cbs Rpg, LLC	11069
National Professional Purchasing Group Association Inc.	10391	Professional Counselors Purchasing Group Inc.	10395	Transportation Owner Operators Rpg	20163
National Programs Purchasing Group	10334	Professional Home Services Risk Purchasing Group	20201	Trust for Insuring Educators Purchasing Group Trust Pg	10421
National Real Estate Purchasing Group, Inc.	20043	Professional Industry Purchasing Group	11217	Ullico Organized Labor Protection Group LLC	11111
National Restaurant Owners Pg Inc.	10736	Promotion, Event And Prize Purchasing Group	11104	Unemployment Alternatives Purchasing Group	20055
National Retail Safety Association Inc.	11227	PSIC Rpg Association	10092	Veterinary and Animal Services Purchasing Group	11236
National Small Business Pg, Inc.	20137	Psychologists Purchasing Group Association	10414	Volunteers Insurance Service Association Inc.	10083
National Society Of Dental Practitioners Inc.	10574	Real Estate Services Purchasing Association, The	11001	WBC Risk Purchasing Group, Inc.	11086
Nationwide Exclusive Agent Rpg LLC	10709	Rebound Risk Purchasing Group, Inc.	11137	WCPP Purchasing Group, Inc.	10833
NCMIC Diversified Health Rpg Association	10093	Recreation And Amateur Sports Risk Management Association	20145	Wellness and Beauty Association Rpg	11024
New York Life Agents Purchasing Group	10680	Renters Legal Liability Risk Purchasing Group, Inc.	11165	Wellnesspro Purchasing Group	11127
Non-Profit Service Organization	10113	S & F Personal Trainer Risk Purchasing Group	20071	Wells Fargo Advisors Financial Network Pg	10759
Nonprofit Insurance Risk Purchasing Group, LLC	20226	Safety Merchants & Retail Tenants Umbrella, Inc.	20003	Willis Towers Watson Risk Purchasing Group, Inc.	11204
Norman-Spencer Crane & Boom Truck Risk Purchasing Group, Inc.	11057	SAP Purchasing Group, Inc.	11201	Worldwide Outfitters & Guides Association Inc.	10571
		School Support Purchasing Group	10804		

## CONSUMER INFORMATION

The Alaska Division of Insurance provides information for consumers on a variety of insurance topics at: [Insurance.Alaska.Gov](http://Insurance.Alaska.Gov)

You can also find the following publications on our website or contact us for a copy.

### Health

[Medicare Supplement Insurance \(MEDIGAP\) Rate Guide](#)

### Auto

[Automobile Insurance Guide](#)

### Home

[Homeowners Insurance Guide](#)

### Credits

[Insurance Credit Scoring in Alaska](#)

[Insurance Score Models](#)

[Understanding How Insurers Use Credit Information](#)

[What Alaskans Need to Know About Credit Use](#)

### ADA Statement

The State of Alaska, Department of Commerce, Community, and Economic Development, Division of Insurance, complies with Title II of the Americans with Disabilities Act of 1990. Upon request, this report will be made available in large print or other accessible formats. Please direct requests for alternative formats to 907-465-2597 or, for TTY/TDD, call 711 or (800) 770-8973. E-mail requests can be sent to [insurance@alaska.gov](mailto:insurance@alaska.gov).

## CONTACT THE DIVISION OF INSURANCE

### Juneau

State Office Building, 9<sup>th</sup> Floor  
333 Willoughby Avenue  
Juneau, Alaska 99811-0805

Main Phone: (907) 465-2515

Fax: (907) 465-3422

### Mailing Address

P.O. Box 110805

Juneau, Alaska 99811-0805

### Anchorage

Robert B. Atwood Building  
550 W. 7th Avenue, Suite 1560  
Anchorage, Alaska 99501-3597

Main Phone: (907) 269-7900

Fax: (907) 269-7910

1-800-INSURAK in-state,  
outside Anchorage

Email: [Insurance@Alaska.Gov](mailto:Insurance@Alaska.Gov)

