

Washington Dept. of Natural Resources
 Mill log prices - Domestically Processed

Price Period	January-11
Marketing Region	PUGET

Species - Grade	\$/MBF			Number of Quotes
	Average	High	Low	
Doug-Fir	\$515	\$599	\$345	●
SM and Better	\$568	\$599	\$544	●
2 Saw	\$516	\$599	\$401	●
3 Saw	\$529	\$599	\$410	●
4 Saw/CNS	\$484	\$558	\$360	●
Util*	\$353	\$360	\$345	●
White wood	\$414	\$478	\$285	●
2 Saw	\$431	\$478	\$360	●
3 Saw	\$415	\$475	\$325	●
4 Saw/CNS	\$395	\$461	\$285	●
Util*	\$353	\$360	\$345	●
Spruce	\$382	\$409	\$350	●
2 Saw	\$375	\$375	\$375	●
3 Saw	\$375	\$400	\$350	●
4 Saw/CNS	\$405	\$409	\$400	●
Util*	\$360	\$360	\$360	●
Cedar	\$875	\$875	\$875	●
Camprun	\$875	\$875	\$875	●
Alder	\$381	\$600	\$100	●
2 Saw	\$600	\$600	\$600	●
3 Saw	\$525	\$525	\$525	●
4 Saw	\$419	\$475	\$363	●
Util*	\$163	\$225	\$100	●
Maple	\$243	\$335	\$50	●
2 Saw	\$335	\$335	\$335	●
3 Saw	\$335	\$335	\$335	●
4 Saw	\$255	\$335	\$175	●
Util*	\$138	\$225	\$50	●
Cotton Wood	\$225	\$225	\$225	●
Util*	\$225	\$225	\$225	●
Grand Total	\$445	\$875	\$50	83

● 5 or more quotes
 ● 3 to 4 quotes
 ● 1 to 2 quotes

Publish date: Feb. 1,2011

*Note: Utility price based on conversion factor of 9.0 tons/mbf

Care was used during compilation of this timber price sheet to ensure accuracy.
 However, DNR relied in part on information from outside sources and cannot accept

Washington Dept. of Natural Resources
 Mill log prices - Domestically Processed

Price Period	January-11
Marketing Region	COLUMBIA

Species - Grade	\$/MBF			Number of Quotes
	Average	High	Low	
Doug-Fir	\$513	\$591	\$351	●
SM and Better	\$557	\$591	\$525	●
2 Saw	\$500	\$583	\$404	●
3 Saw	\$524	\$559	\$485	●
4 Saw/CNS	\$505	\$590	\$365	●
Util*	\$369	\$378	\$351	●
White wood	\$411	\$464	\$351	●
2 Saw	\$439	\$464	\$400	●
3 Saw	\$408	\$452	\$354	●
4 Saw/CNS	\$399	\$425	\$385	●
Util*	\$369	\$378	\$351	●
Spruce	\$381	\$400	\$350	●
SM and Better	\$400	\$400	\$400	●
2 Saw	\$390	\$390	\$390	●
3 Saw	\$385	\$385	\$385	●
4 Saw/CNS	\$350	\$350	\$350	●
Cedar	\$913	\$1,100	\$725	●
Camprun	\$913	\$1,100	\$725	●
Alder	\$526	\$625	\$270	●
2 Saw	\$594	\$625	\$570	●
3 Saw	\$585	\$600	\$570	●
4 Saw	\$500	\$605	\$396	●
Util*	\$270	\$270	\$270	●
Maple	\$364	\$425	\$270	●
2 Saw	\$425	\$425	\$425	●
3 Saw	\$400	\$400	\$400	●
4 Saw	\$363	\$375	\$350	●
Util*	\$270	\$270	\$270	●
Grand Total	\$486	\$1,100	\$270	90

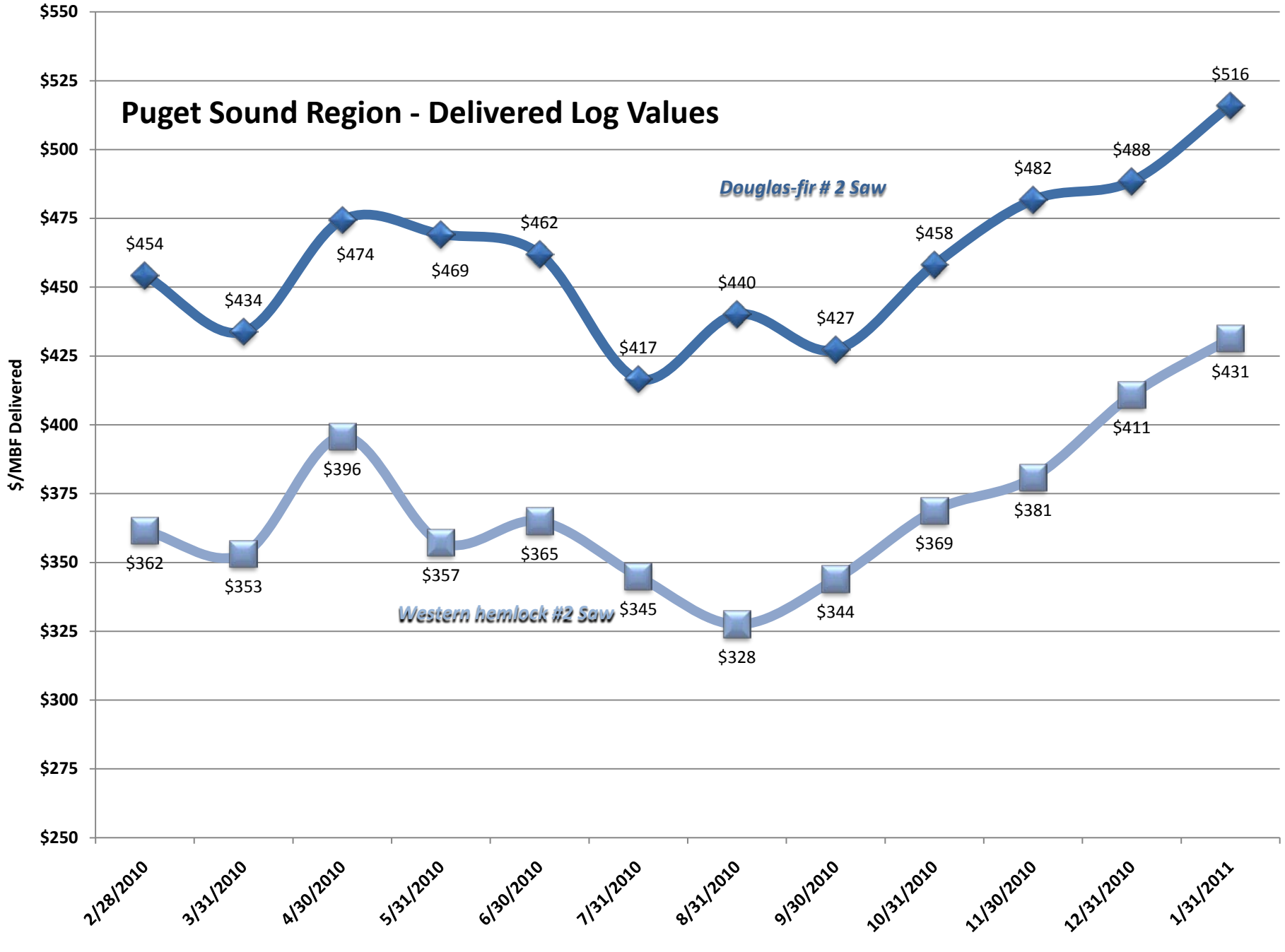
- 5 or more quotes
- 3 to 4 quotes
- 1 to 2 quotes

Publish date: Feb. 1,2011

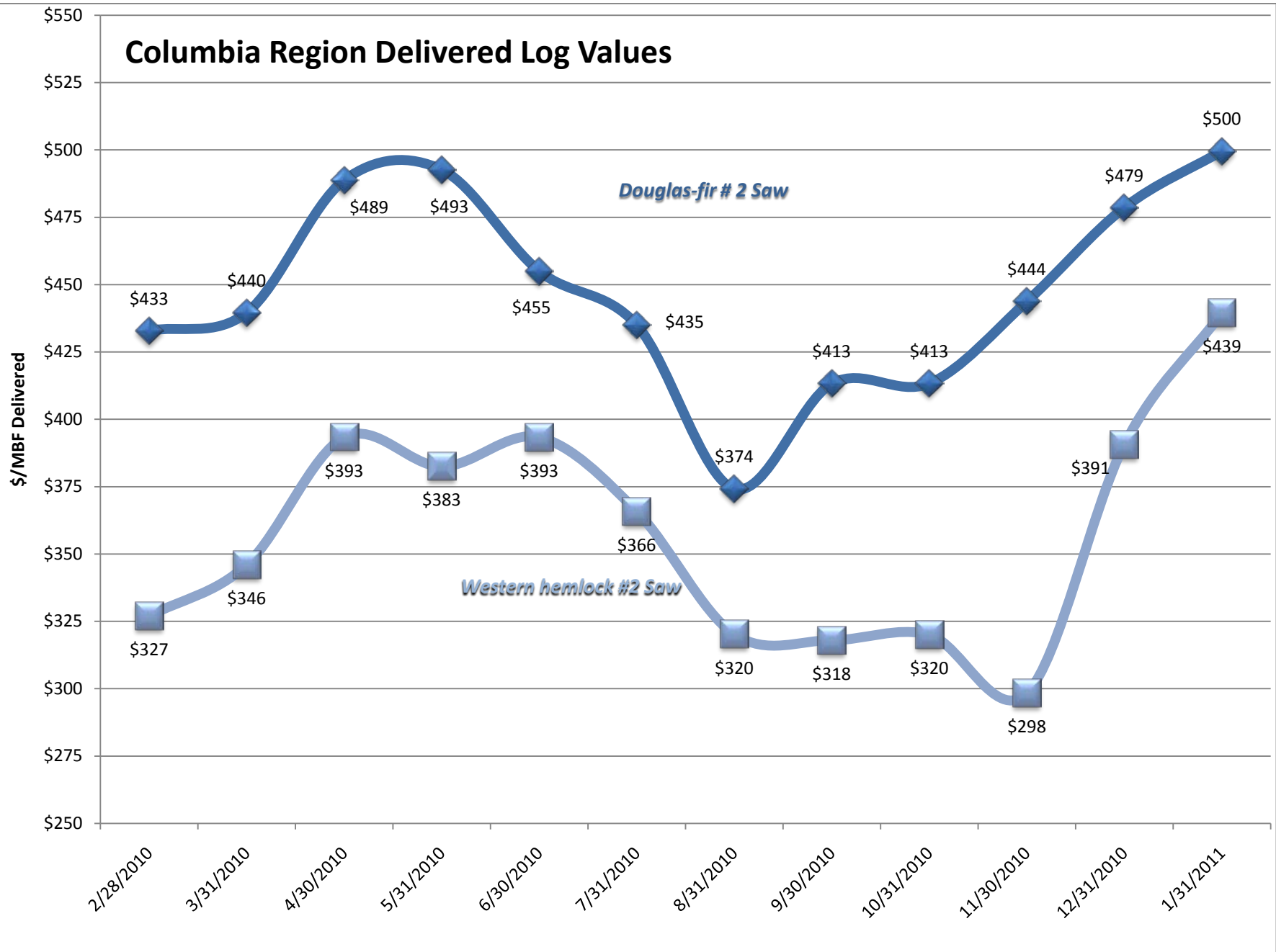
*Note: Utility price based on conversion factor of 9.0 tons/mbf

Care was used during compilation of this timber price sheet to ensure accuracy.
 However, DNR relied in part on information from outside sources and cannot accept

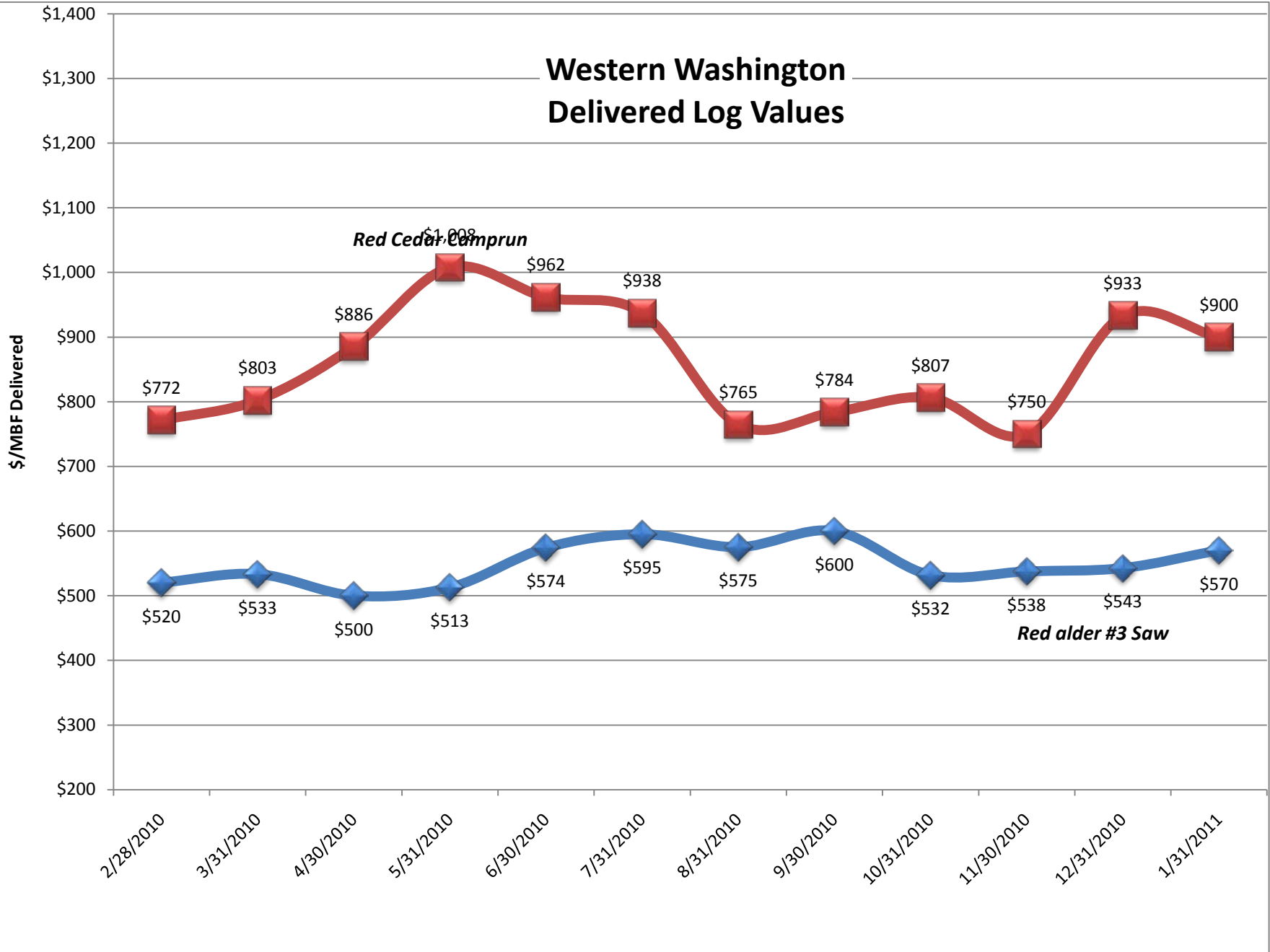
Puget Sound Region - Delivered Log Values



Columbia Region Delivered Log Values



Western Washington Delivered Log Values



Washington Dept. of Natural Resources
Mill log prices - Domestically Processed

Price Period	January-11
Marketing Region	EASTSIDE

Species - Sort	\$/MBF			Number of Quotes
	Average	High	Low	
Doug-Fir/Larch	\$270	\$320	\$170	●
Camprun	\$282	\$320	\$225	●
CNS	\$269	\$302	\$230	●
Utility	\$198	\$213	\$170	●
White fir/hem	\$262	\$315	\$175	●
Camprun	\$263	\$315	\$175	●
CNS	\$278	\$302	\$235	●
Utility	\$213	\$213	\$213	●
Cedar	\$567	\$780	\$385	●
Camprun	\$567	\$780	\$385	●
Lodgepole	\$261	\$315	\$170	●
Camprun	\$267	\$315	\$175	●
CNS	\$279	\$302	\$235	●
Utility	\$198	\$213	\$170	●
White pine	\$262	\$350	\$150	●
Camprun	\$264	\$350	\$150	●
CNS	\$302	\$302	\$302	●
Utility	\$213	\$213	\$213	●
Pine	\$267	\$350	\$225	●
Small saw	\$260	\$300	\$230	●
Large saw	\$276	\$350	\$225	●
E Spruce	\$259	\$315	\$170	●
Camprun	\$267	\$315	\$175	●
CNS	\$269	\$302	\$230	●
Utility	\$198	\$213	\$170	●
Grand Total	\$295	\$780	\$150	144

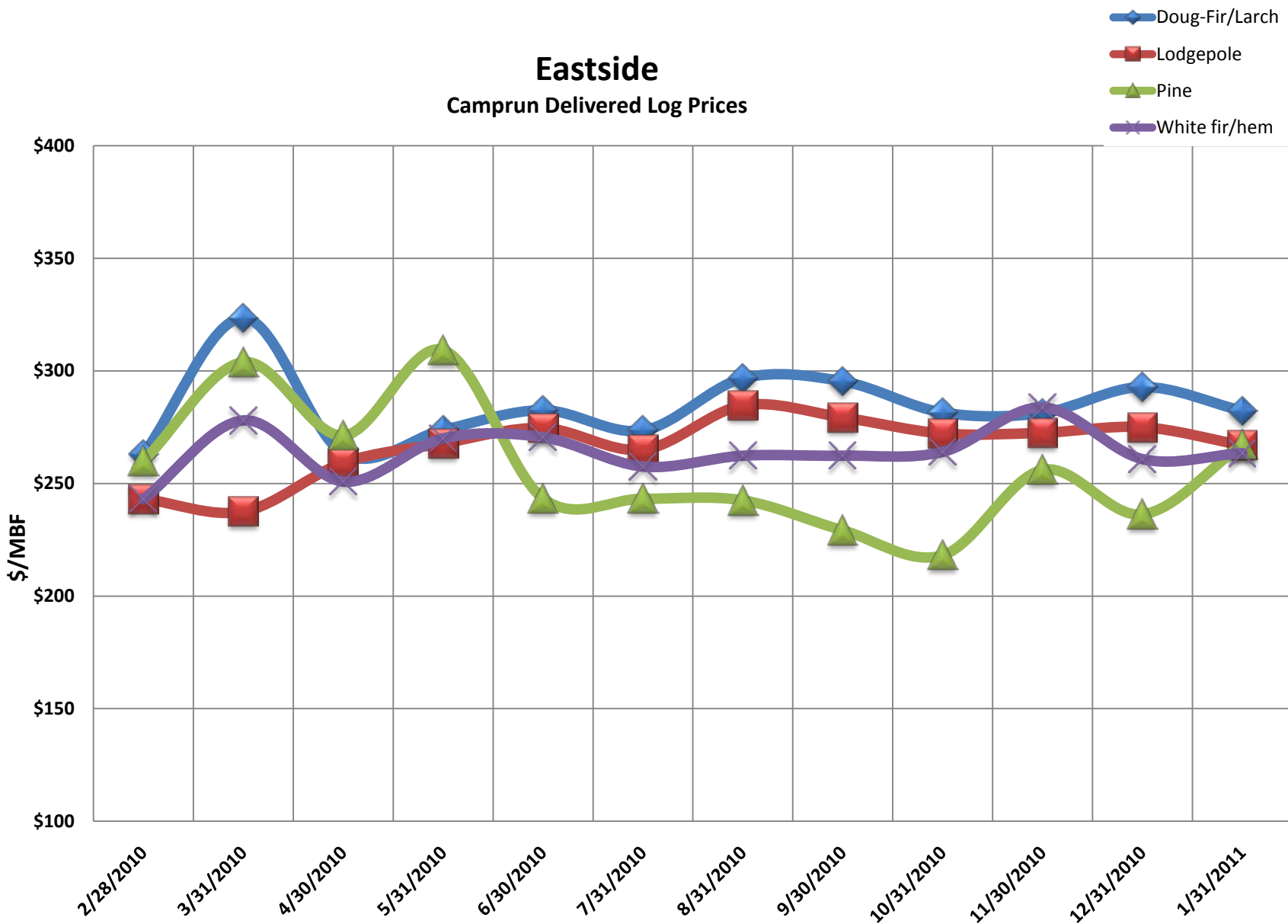
Care was used during compilation of this timber price sheet to ensure accuracy. However, DNR relied in part on information from outside sources and cannot accept responsibility for errors or omissions. Any use of this information is as is, with all faults, and without any warranty of its accuracy. DNR DISCLAIMS ALL WARRANTIES, EXPRESS OR IMPLIED, INCLUDING BUT NOT LIMITED TO IMPLIED WARRANTIES OF MERCHANTABILITY AND FITNESS FOR PARTICULAR PURPOSES.

Publish date: February 1, 2011

Note: Utility/pulp conversion factor used 8.5 Tons/mbf

Eastside

Camprun Delivered Log Prices



Washington Dept. of Natural Resources

Mill log prices - Domestically Processed

Price Period	February-11
Marketing Region	PUGET

Species - Grade	\$/MBF			Number of Quotes
	Average	High	Low	
Doug-Fir	\$508	\$566	\$360	●
SM and Better	\$562	\$562	\$562	●
2 Saw	\$528	\$562	\$450	●
3 Saw	\$511	\$550	\$450	●
4 Saw/CNS	\$487	\$566	\$425	●
Util*	\$360	\$360	\$360	●
White wood	\$426	\$475	\$315	●
2 Saw	\$442	\$475	\$400	●
3 Saw	\$443	\$475	\$365	●
4 Saw/CNS	\$395	\$461	\$315	●
Util*	\$360	\$360	\$360	●
Spruce	\$363	\$365	\$360	●
3 Saw	\$365	\$365	\$365	●
4 Saw/CNS	\$365	\$365	\$365	●
Util*	\$360	\$360	\$360	●
Cedar	\$1,025	\$1,150	\$950	●
Camprun	\$1,025	\$1,150	\$950	●
Alder	\$454	\$760	\$100	●
2 Saw	\$632	\$760	\$535	●
3 Saw	\$535	\$550	\$520	●
4 Saw	\$469	\$525	\$375	●
Util*	\$204	\$288	\$100	●
Maple	\$281	\$375	\$50	●
2 Saw	\$363	\$375	\$350	●
3 Saw	\$350	\$350	\$350	●
4 Saw	\$288	\$350	\$175	●
Util*	\$173	\$243	\$50	●
Cotton Wood	\$225	\$225	\$225	●
Util*	\$225	\$225	\$225	●
Grand Total	\$462	\$1,150	\$50	63

● 5 or more quotes
 ● 3 to 4 quotes
 ● 1 to 2 quotes

Publish date: Feb. 28,2011

*Note: Utility price based on conversion factor of 9.0 tons/mbf

Care was used during compilation of this timber price sheet to ensure accuracy. However, DNR relied in part on information from outside sources and cannot accept responsibility for errors or omissions. Any use of this information is as is, with all faults, and without any warranty of its accuracy. DNR DISCLAIMS ALL WARRANTIES, EXPRESS OR IMPLIED, INCLUDING BUT NOT LIMITED TO IMPLIED WARRANTIES OF MERCHANTABILITY AND FITNESS FOR PARTICULAR PURPOSES.

Washington Dept. of Natural Resources

Mill log prices - Domestically Processed

Price Period	February-11
Marketing Region	COLUMBIA

Species - Grade	\$/MBF			Number of Quotes
	Average	High	Low	
Doug-Fir	\$517	\$571	\$333	●
SM and Better	\$559	\$571	\$550	●
2 Saw	\$528	\$550	\$515	●
3 Saw	\$527	\$547	\$515	●
4 Saw/CNS	\$508	\$540	\$495	●
Util*	\$333	\$333	\$333	●
White wood	\$424	\$475	\$333	●
SM and Better	\$450	\$450	\$450	●
2 Saw	\$437	\$450	\$430	●
3 Saw	\$428	\$430	\$425	●
4 Saw/CNS	\$426	\$475	\$400	●
Util*	\$333	\$333	\$333	●
Spruce	\$405	\$450	\$365	●
SM and Better	\$450	\$450	\$450	●
2 Saw	\$405	\$405	\$405	●
3 Saw	\$400	\$400	\$400	●
4 Saw/CNS	\$365	\$365	\$365	●
Cedar	\$800	\$1,000	\$600	●
Camprun	\$800	\$1,000	\$600	●
Alder	\$514	\$718	\$252	●
2 Saw	\$672	\$718	\$625	●
3 Saw	\$600	\$600	\$600	●
4 Saw	\$509	\$669	\$360	●
Util*	\$258	\$270	\$252	●
Maple	\$381	\$450	\$252	●
2 Saw	\$438	\$450	\$425	●
3 Saw	\$413	\$425	\$400	●
4 Saw	\$369	\$400	\$325	●
Util*	\$252	\$252	\$252	●
Grand Total	\$479	\$1,000	\$252	61

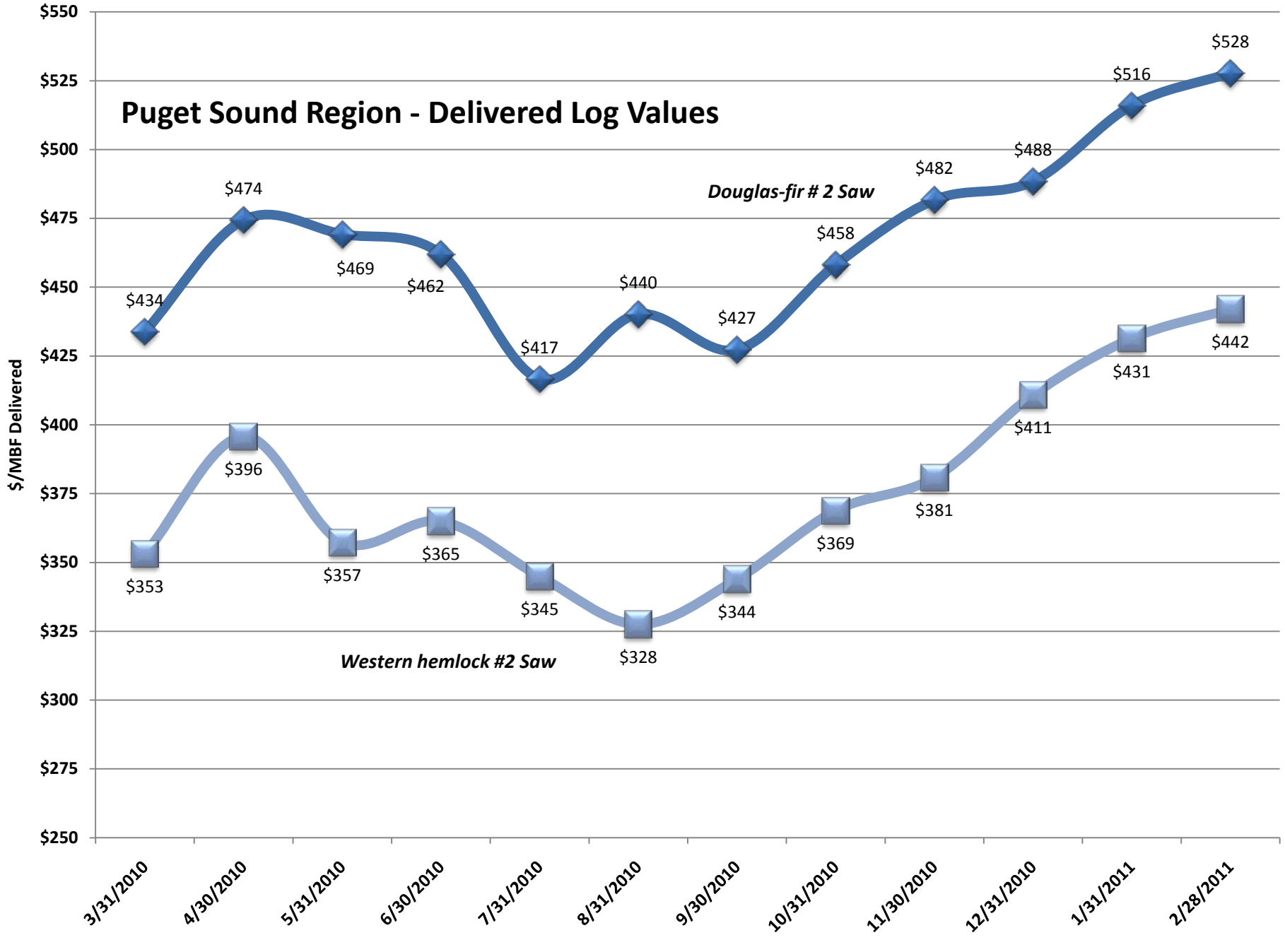
● 5 or more quotes
 ● 3 to 4 quotes
 ● 1 to 2 quotes

Publish date: Feb. 28,2011

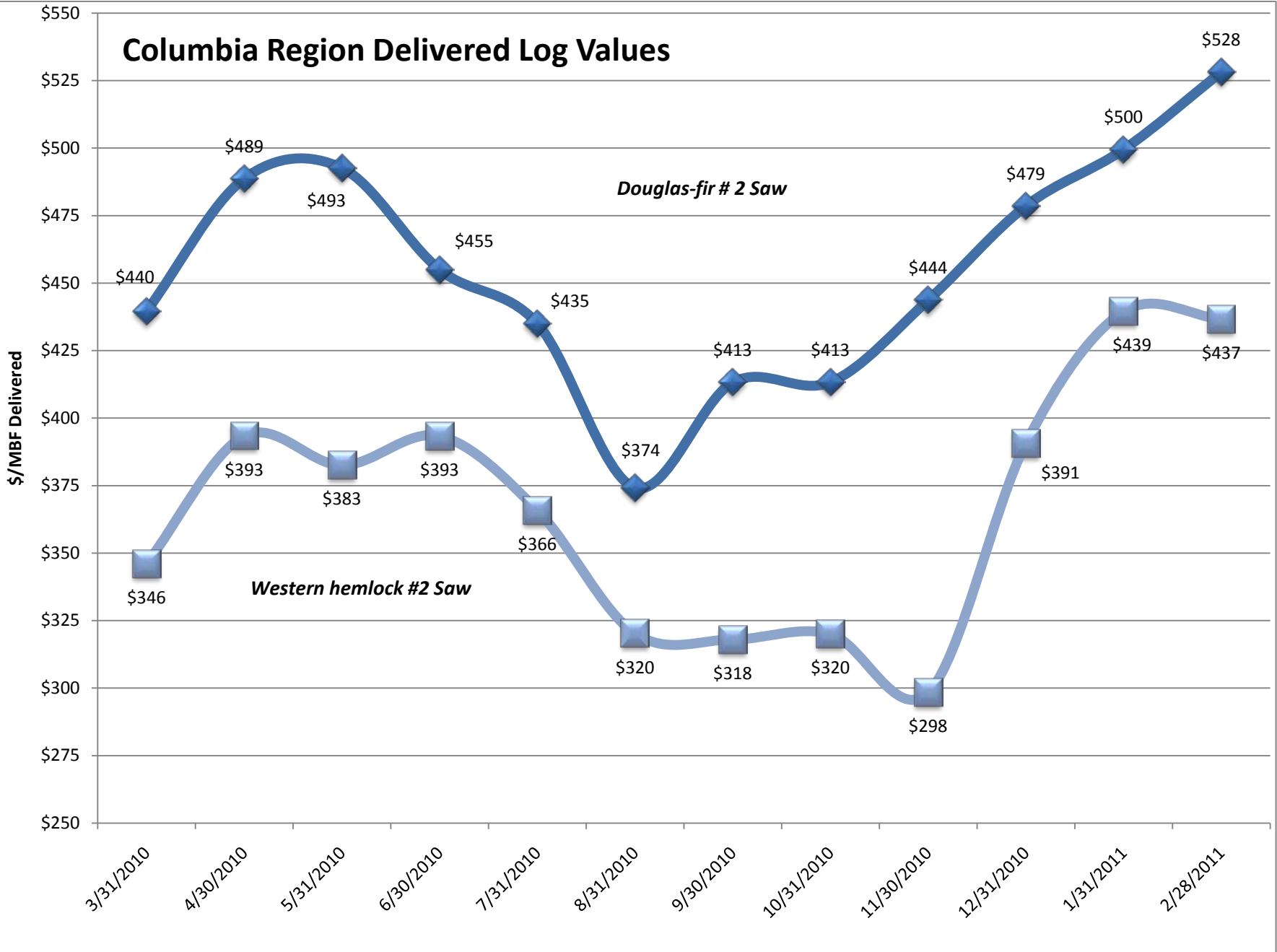
*Note: Utility price based on conversion factor of 9.0 tons/mbf

Care was used during compilation of this timber price sheet to ensure accuracy. However, DNR relied in part on information from outside sources and cannot accept responsibility for errors or omissions. Any use of this information is as is, with all faults, and without any warranty of its accuracy. DNR DISCLAIMS ALL WARRANTIES, EXPRESS OR IMPLIED, INCLUDING BUT NOT LIMITED TO IMPLIED WARRANTIES OF MERCHANTABILITY AND FITNESS FOR PARTICULAR PURPOSES.

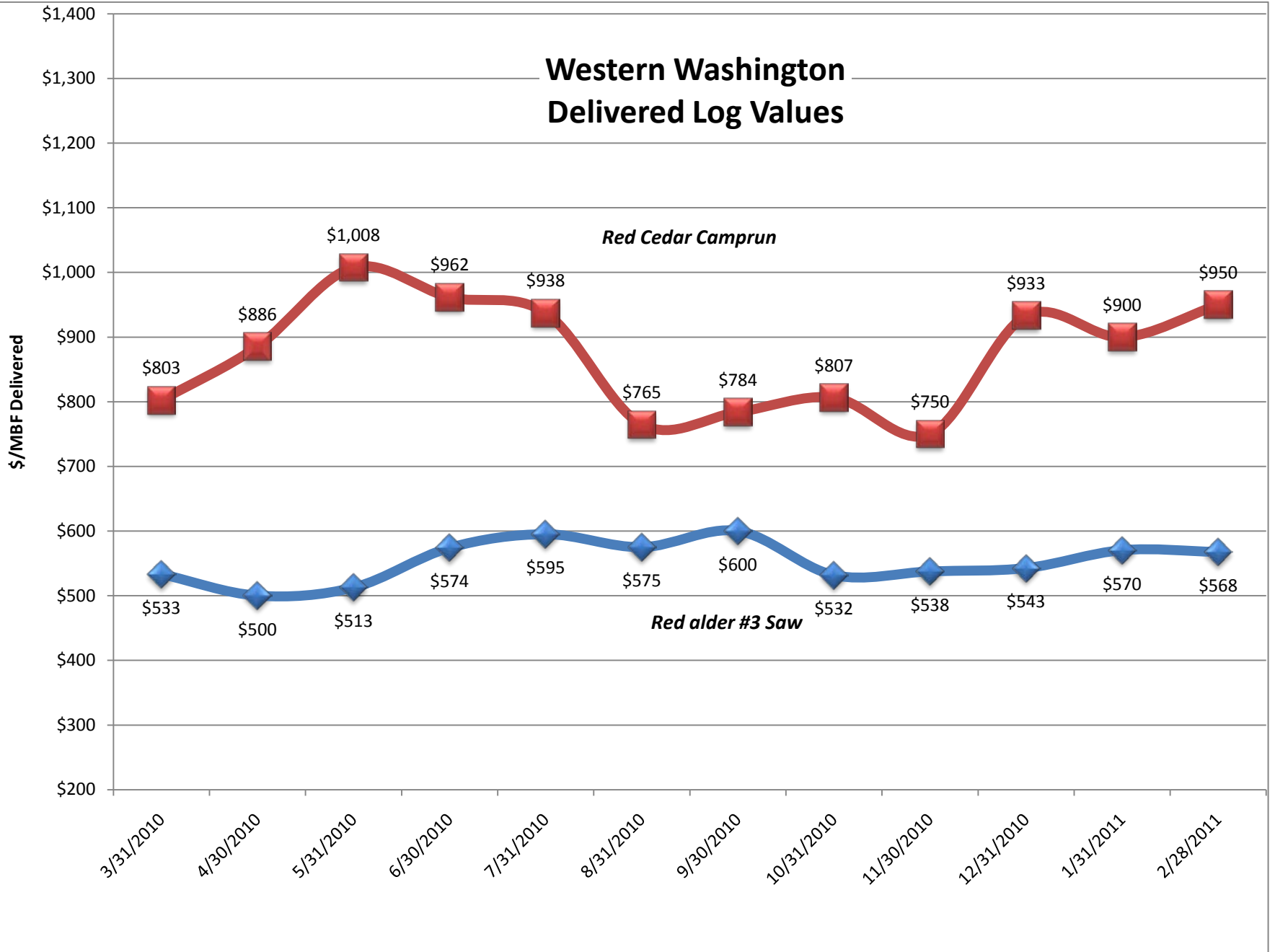
Puget Sound Region - Delivered Log Values



Columbia Region Delivered Log Values



Western Washington Delivered Log Values



Washington Dept. of Natural Resources
 Mill log prices - Domestically Processed

Price Period February-11
 Marketing Region EASTSIDE

Species - Sort	\$/MBF			Number of Quotes
	Average	High	Low	
Doug-Fir/Larch	\$273	\$324	\$170	●
Camprun	\$286	\$320	\$225	●
CNS	\$278	\$324	\$230	●
Utility	\$198	\$213	\$170	●
White fir/hem	\$256	\$324	\$150	●
Camprun	\$253	\$315	\$150	●
CNS	\$287	\$324	\$235	●
Utility	\$213	\$213	\$213	●
Cedar	\$502	\$850	\$300	●
Camprun	\$531	\$850	\$300	●
CNS	\$324	\$324	\$324	●
Lodgepole	\$258	\$324	\$170	●
Camprun	\$263	\$315	\$175	●
CNS	\$278	\$324	\$230	●
Utility	\$198	\$213	\$170	●
White pine	\$256	\$324	\$150	●
Camprun	\$248	\$285	\$150	●
CNS	\$324	\$324	\$324	●
Utility	\$213	\$213	\$213	●
Pine	\$236	\$340	\$150	●
Small saw	\$227	\$275	\$150	●
Large saw	\$244	\$340	\$150	●
E Spruce	\$258	\$324	\$170	●
Camprun	\$265	\$315	\$175	●
CNS	\$278	\$324	\$230	●
Utility	\$198	\$213	\$170	●
Grand Total	\$284	\$850	\$150	130

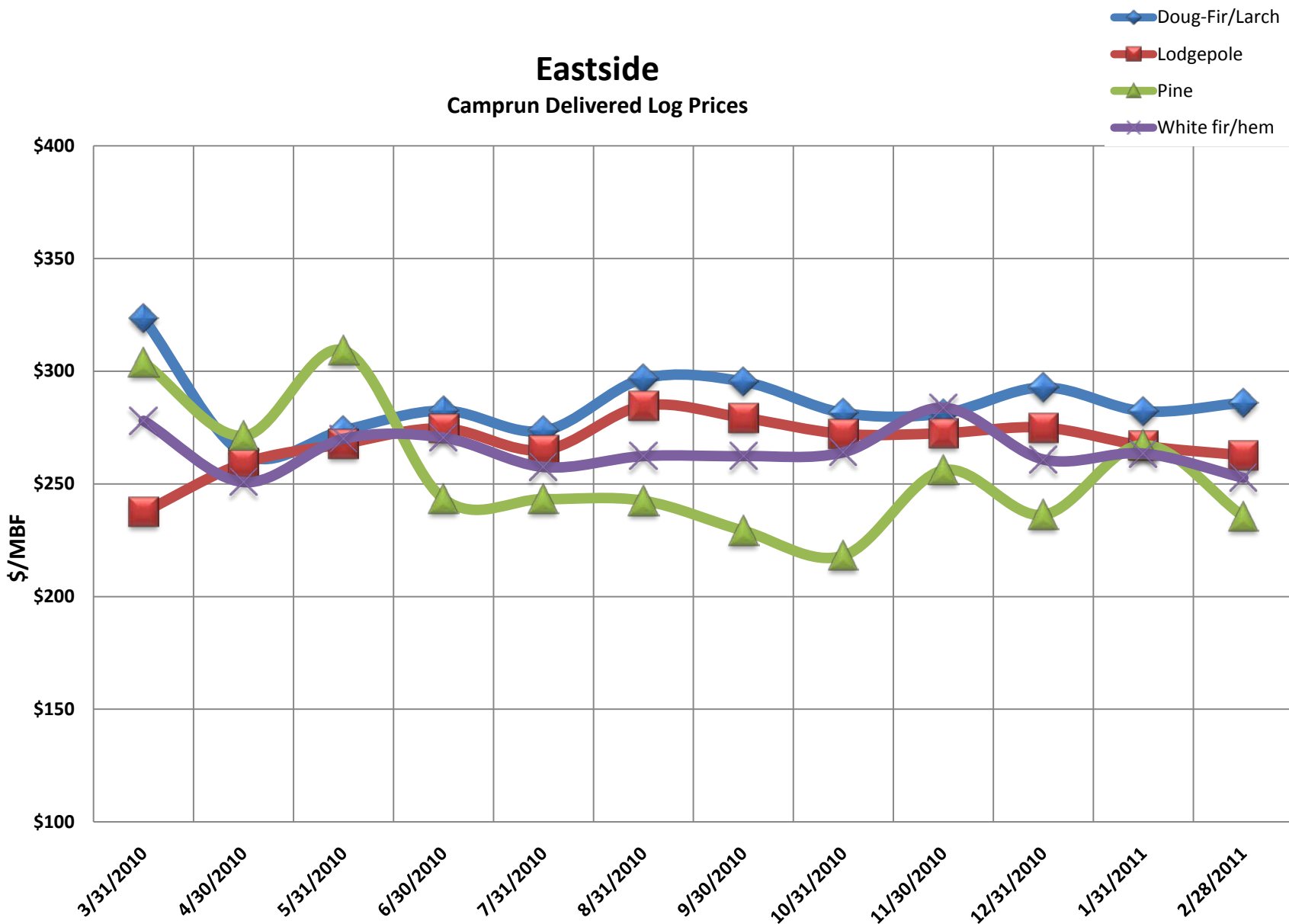
Care was used during compilation of this timber price sheet to ensure accuracy. However, DNR relied in part on information from outside sources and cannot accept responsibility for errors or omissions. Any use of this information is as is, with all faults, and without any warranty of its accuracy. DNR DISCLAIMS ALL WARRANTIES, EXPRESS OR IMPLIED, INCLUDING BUT NOT LIMITED TO IMPLIED WARRANTIES OF MERCHANTABILITY AND FITNESS FOR PARTICULAR PURPOSES.

Publish date: February 28, 2011

Note: Utility/pulp conversion factor used 8.5 Tons/mbf

Eastside

Camprun Delivered Log Prices



Washington Dept. of Natural Resources
 Mill log prices - Domestically Processed

Price Period	March-11
Marketing Region	PUGET

Species - Grade	\$/MBF			Number of Quotes
	Average	High	Low	
Doug-Fir	\$579	\$926	\$425	●
SM and Better	\$577	\$610	\$536	●
2 Saw	\$547	\$620	\$425	●
3 Saw	\$568	\$620	\$475	●
4 Saw/CNS	\$539	\$596	\$425	●
Pole	\$845	\$926	\$802	●
White wood	\$472	\$561	\$315	●
2 Saw	\$461	\$515	\$400	●
3 Saw	\$478	\$561	\$365	●
4 Saw/CNS	\$478	\$559	\$315	●
Spruce	\$392	\$401	\$375	●
2 Saw	\$400	\$400	\$400	●
3 Saw	\$388	\$401	\$375	●
4 Saw/CNS	\$392	\$392	\$392	●
Cedar	\$1,185	\$1,420	\$950	●
Camprun	\$950	\$950	\$950	●
Pole	\$1,420	\$1,420	\$1,420	●
Alder	\$436	\$600	\$288	●
2 Saw	\$600	\$600	\$600	●
3 Saw	\$550	\$550	\$550	●
4 Saw	\$410	\$488	\$325	●
Util*	\$288	\$288	\$288	●
Maple	\$347	\$425	\$234	●
2 Saw	\$425	\$425	\$425	●
3 Saw	\$400	\$400	\$400	●
4 Saw	\$338	\$363	\$313	●
Util*	\$234	\$234	\$234	●
Conifer	\$297	\$351	\$243	●
Util*	\$297	\$351	\$243	●
Grand Total	\$521	\$1,420	\$234	87

- 5 or more quotes
- 3 to 4 quotes
- 1 to 2 quotes

Publish date: Mar. 31,2011

*Note: Utility price based on conversion factor of 9.0 tons/mbf

Care was used during compilation of this timber price sheet to ensure accuracy. However, DNR relied in part on information from outside sources and cannot accept responsibility for errors or omissions. Any use of this information is as is, with all faults, and without any warranty of its accuracy. DNR DISCLAIMS ALL WARRANTIES, EXPRESS OR IMPLIED, INCLUDING BUT NOT LIMITED TO IMPLIED WARRANTIES OF MERCHANTABILITY AND FITNESS FOR PARTICULAR PURPOSES.

Washington Dept. of Natural Resources
 Mill log prices - Domestically Processed

Price Period	March-11
Marketing Region	COLUMBIA

Species - Grade	\$/MBF			Number of Quotes
	Average	High	Low	
Doug-Fir	\$538	\$610	\$383	●
SM and Better	\$574	\$610	\$550	●
2 Saw	\$538	\$600	\$478	●
3 Saw	\$539	\$600	\$480	●
4 Saw/CNS	\$522	\$563	\$480	●
Util*	\$403	\$423	\$383	●
White wood	\$452	\$508	\$387	●
2 Saw	\$464	\$505	\$410	●
3 Saw	\$460	\$508	\$410	●
4 Saw/CNS	\$429	\$450	\$410	●
Util*	\$410	\$432	\$387	●
Spruce	\$425	\$440	\$400	●
2 Saw	\$440	\$440	\$440	●
3 Saw	\$430	\$435	\$425	●
4 Saw/CNS	\$400	\$400	\$400	●
Cedar	\$750	\$750	\$750	●
Camprun	\$750	\$750	\$750	●
Alder	\$546	\$546	\$546	●
4 Saw	\$546	\$546	\$546	●
Grand Total	\$502	\$750	\$383	75

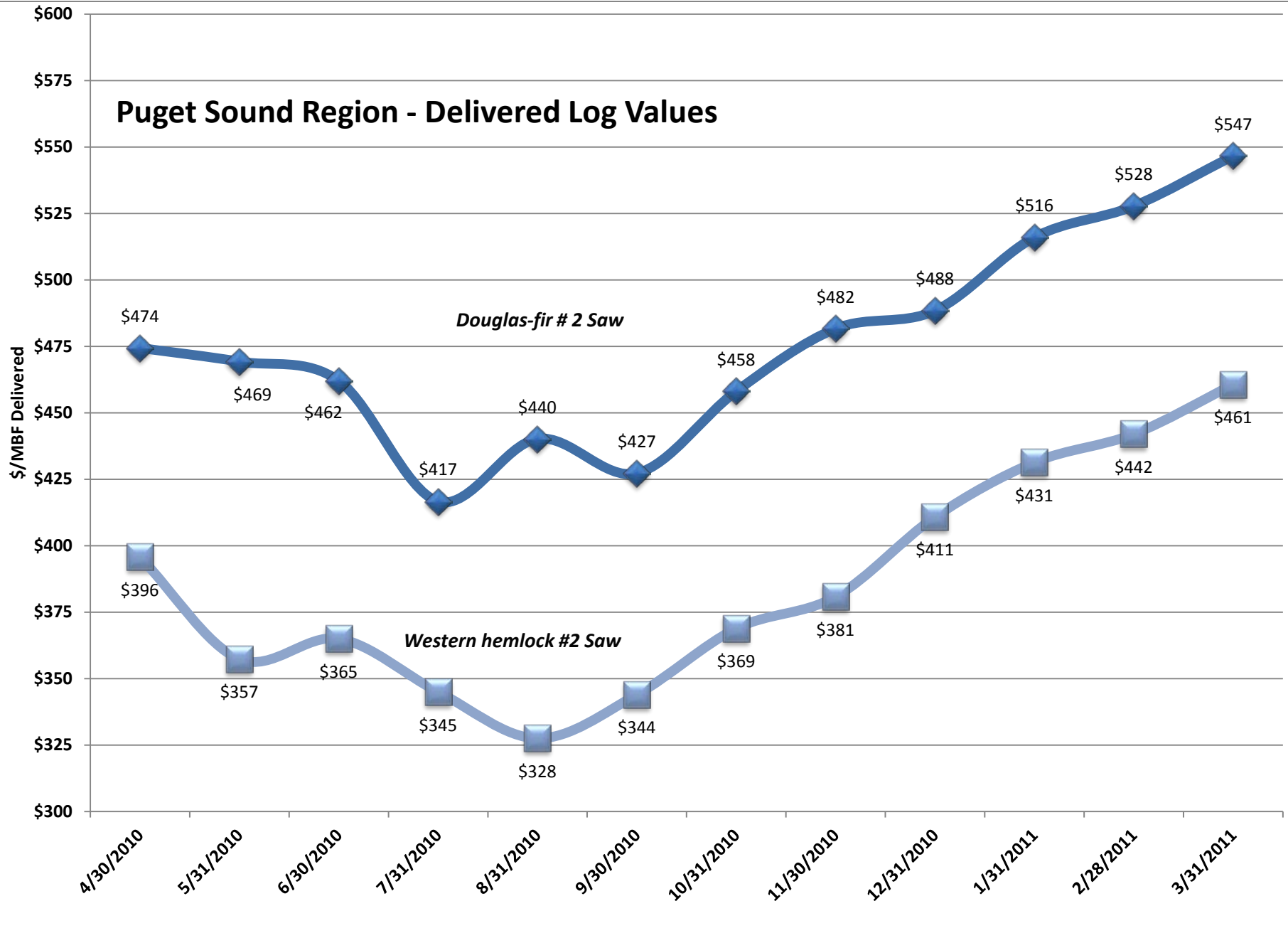
Publish date: Mar. 31,2011

*Note: Utility price based on conversion factor of 9.0 tons/mbf

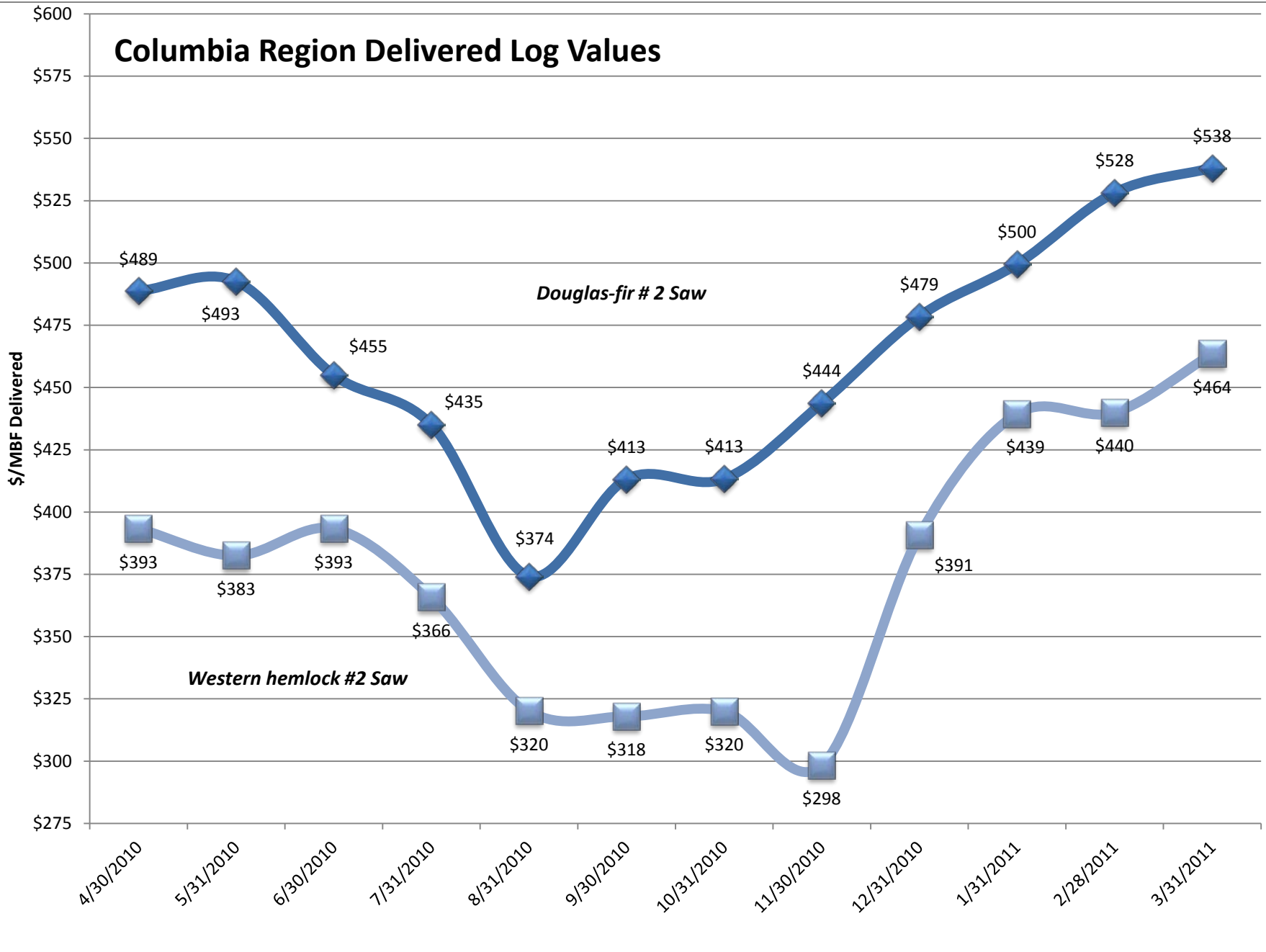
Care was used during compilation of this timber price sheet to ensure accuracy. However, DNR relied in part on information from outside sources and cannot accept responsibility for errors or omissions. Any use of this information is as is, with all faults, and without any warranty of its accuracy. DNR DISCLAIMS ALL WARRANTIES, EXPRESS OR IMPLIED, INCLUDING BUT NOT LIMITED TO IMPLIED WARRANTIES OF MERCHANTABILITY AND FITNESS FOR PARTICULAR PURPOSES.

- 5 or more quotes
- 3 to 4 quotes
- 1 to 2 quotes

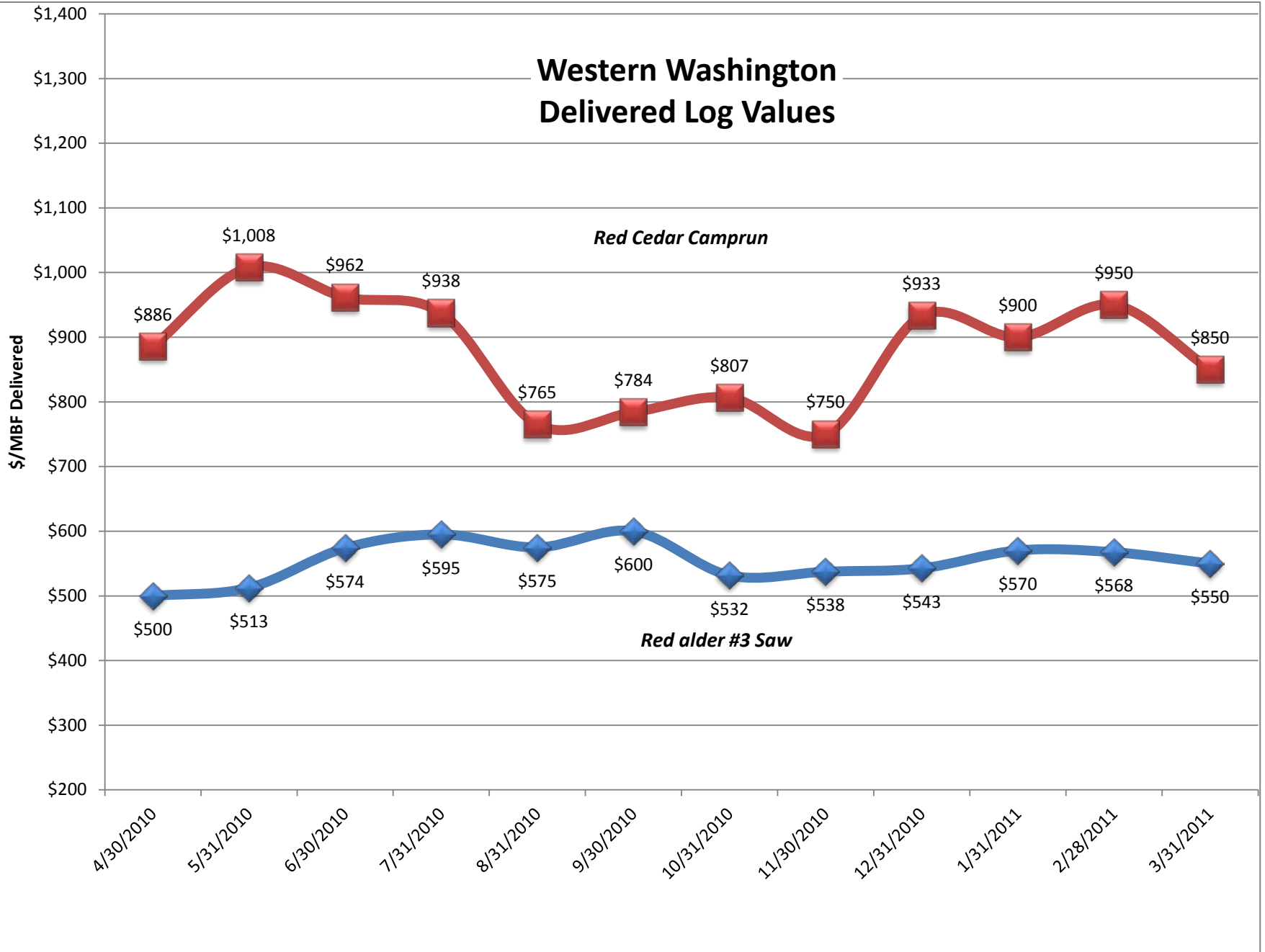
Puget Sound Region - Delivered Log Values



Columbia Region Delivered Log Values



Western Washington Delivered Log Values



Washington Dept. of Natural Resources
 Mill log prices - Domestically Processed

Price Period March-11
 Marketing Region EASTSIDE

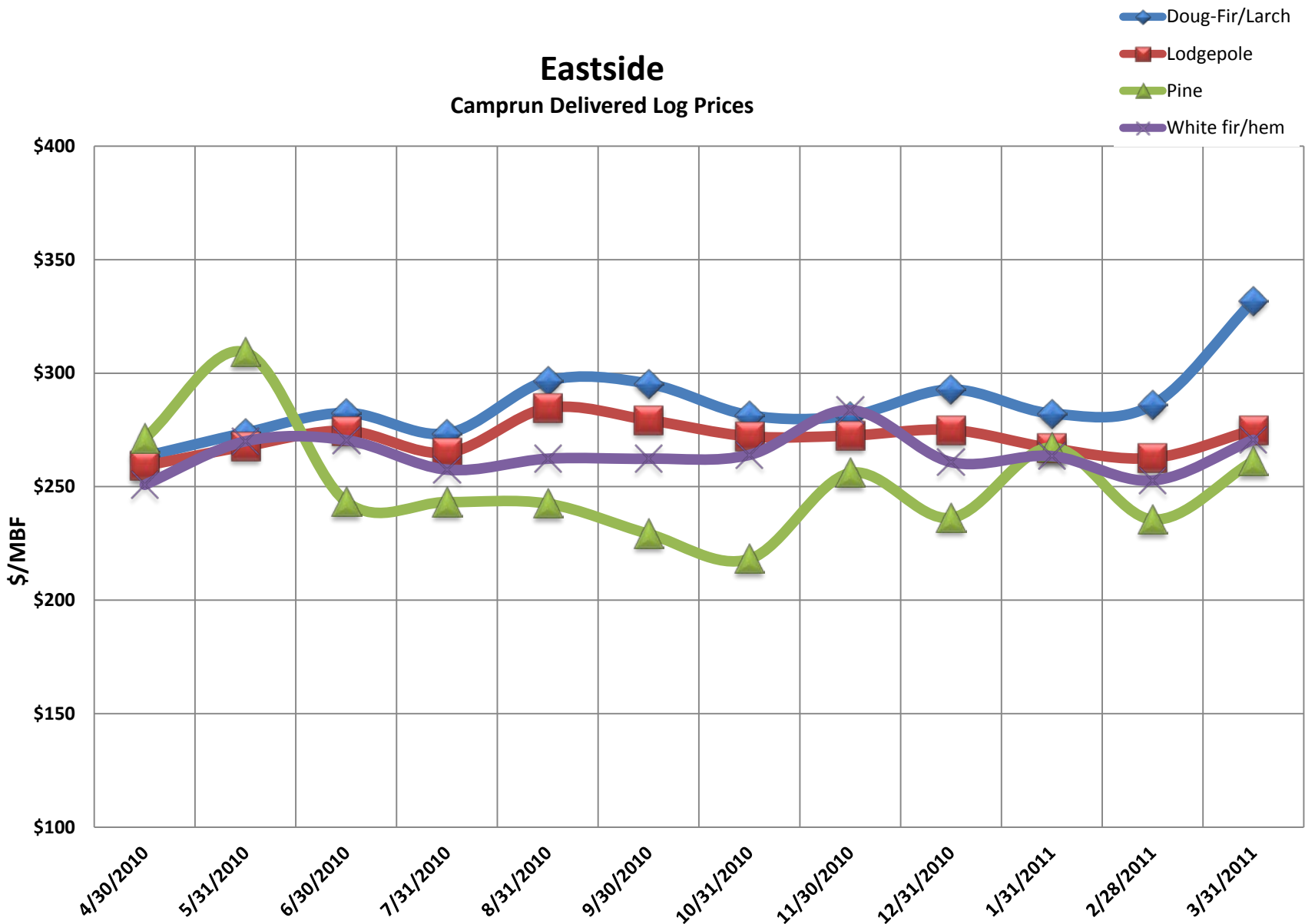
Species - Sort	\$/MBF			Number of Quotes
	Average	High	Low	
Doug-Fir/Larch	\$314	\$493	\$170	●
Camprun	\$332	\$493	\$175	●
CNS	\$294	\$324	\$230	●
Utility	\$190	\$213	\$170	●
White fir/hem	\$271	\$330	\$170	●
Camprun	\$271	\$330	\$175	●
CNS	\$306	\$324	\$290	●
Utility	\$191	\$213	\$170	●
Cedar	\$552	\$850	\$300	●
Camprun	\$552	\$850	\$300	●
Lodgepole	\$269	\$330	\$170	●
Camprun	\$275	\$330	\$175	●
CNS	\$294	\$324	\$230	●
Utility	\$190	\$213	\$170	●
White pine	\$274	\$350	\$170	●
Camprun	\$283	\$350	\$245	●
CNS	\$324	\$324	\$324	●
Utility	\$191	\$213	\$170	●
Pine	\$261	\$350	\$200	●
Small saw	\$252	\$275	\$230	●
Large saw	\$268	\$350	\$200	●
E Spruce	\$266	\$330	\$170	●
Camprun	\$272	\$330	\$175	●
CNS	\$294	\$324	\$230	●
Utility	\$190	\$213	\$170	●
Grand Total	\$308	\$850	\$170	153

Care was used during compilation of this timber price sheet to ensure accuracy. However, DNR relied in part on information from outside sources and cannot accept responsibility for errors or omissions. Any use of this information is as is, with all faults, and without any warranty of its accuracy. DNR DISCLAIMS ALL WARRANTIES, EXPRESS OR IMPLIED, INCLUDING BUT NOT LIMITED TO IMPLIED WARRANTIES OF MERCHANTABILITY AND FITNESS FOR PARTICULAR PURPOSES.

Publish date: March 31, 2011

Note: Utility/pulp conversion factor used 8.5 Tons/mbf

Eastside Camprun Delivered Log Prices



Washington Dept. of Natural Resources
Mill log prices - Domestically Processed

Price Period	April-11
Marketing Region	PUGET

Species - Grade	\$/MBF			Number of Quotes
	Average	High	Low	
Doug-Fir	\$573	\$928	\$425	●
SM and Better	\$607	\$675	\$525	●
2 Saw	\$542	\$592	\$500	●
3 Saw	\$544	\$600	\$475	●
4 Saw/CNS	\$534	\$603	\$425	●
Pole	\$928	\$928	\$928	●
White wood	\$447	\$535	\$315	●
2 Saw	\$451	\$480	\$400	●
3 Saw	\$450	\$535	\$365	●
4 Saw/CNS	\$432	\$494	\$315	●
Cedar	\$1,396	\$1,464	\$1,328	●
Pole	\$1,396	\$1,464	\$1,328	●
Alder	\$600	\$750	\$261	●
2 Saw	\$698	\$750	\$630	●
3 Saw	\$600	\$600	\$600	●
4 Saw	\$570	\$688	\$400	●
Util*	\$261	\$261	\$261	●
Maple	\$305	\$461	\$50	●
2 Saw	\$325	\$325	\$325	●
3 Saw	\$325	\$325	\$325	●
4 Saw	\$359	\$461	\$200	●
Util*	\$50	\$50	\$50	●
Hardwood	\$299	\$356	\$252	●
Util*	\$299	\$356	\$252	●
Cotton Wood	\$233	\$235	\$230	●
Camprun	\$233	\$235	\$230	●
Conifer	\$338	\$405	\$270	●
Util*	\$338	\$405	\$270	●
Grand Total	\$517	\$1,464	\$50	77

● 5 or more quotes
● 3 to 4 quotes
● 1 to 2 quotes

Publish date: Apr. 29,2011

*Note: Utility price based on conversion factor of 9.0 tons/mbf

Care was used during compilation of this timber price sheet to ensure accuracy. However, DNR relied in part on information from outside sources and cannot accept responsibility for errors or omissions. Any use of this information is as is, with all faults, and without any warranty of its accuracy. DNR DISCLAIMS ALL WARRANTIES, EXPRESS OR IMPLIED, INCLUDING BUT NOT LIMITED TO IMPLIED WARRANTIES OF MERCHANTABILITY AND FITNESS FOR PARTICULAR PURPOSES.

Washington Dept. of Natural Resources
 Mill log prices - Domestically Processed

Price Period	April-11
Marketing Region	COLUMBIA

Species - Grade	\$/MBF			Number of Quotes
	Average	High	Low	
Doug-Fir	\$564	\$660	\$452	●
SM and Better	\$576	\$606	\$546	●
2 Saw	\$552	\$606	\$452	●
3 Saw	\$564	\$597	\$515	●
4 Saw/CNS	\$563	\$660	\$515	●
White wood	\$462	\$532	\$346	●
2 Saw	\$484	\$532	\$445	●
3 Saw	\$438	\$521	\$346	●
4 Saw/CNS	\$473	\$507	\$445	●
Spruce	\$425	\$450	\$395	●
SM and Better	\$450	\$450	\$450	●
2 Saw	\$430	\$430	\$430	●
3 Saw	\$425	\$425	\$425	●
4 Saw/CNS	\$395	\$395	\$395	●
Cedar	\$984	\$1,150	\$818	●
Camprun	\$984	\$1,150	\$818	●
Alder	\$543	\$740	\$150	●
2 Saw	\$688	\$740	\$650	●
3 Saw	\$638	\$650	\$625	●
4 Saw	\$511	\$686	\$350	●
Util*	\$150	\$150	\$150	●
Maple	\$378	\$475	\$150	●
2 Saw	\$463	\$475	\$450	●
3 Saw	\$438	\$450	\$425	●
4 Saw	\$363	\$400	\$300	●
Util*	\$150	\$150	\$150	●
Conifer	\$362	\$365	\$360	●
Util*	\$362	\$365	\$360	●
Grand Total	\$523	\$1,150	\$150	107

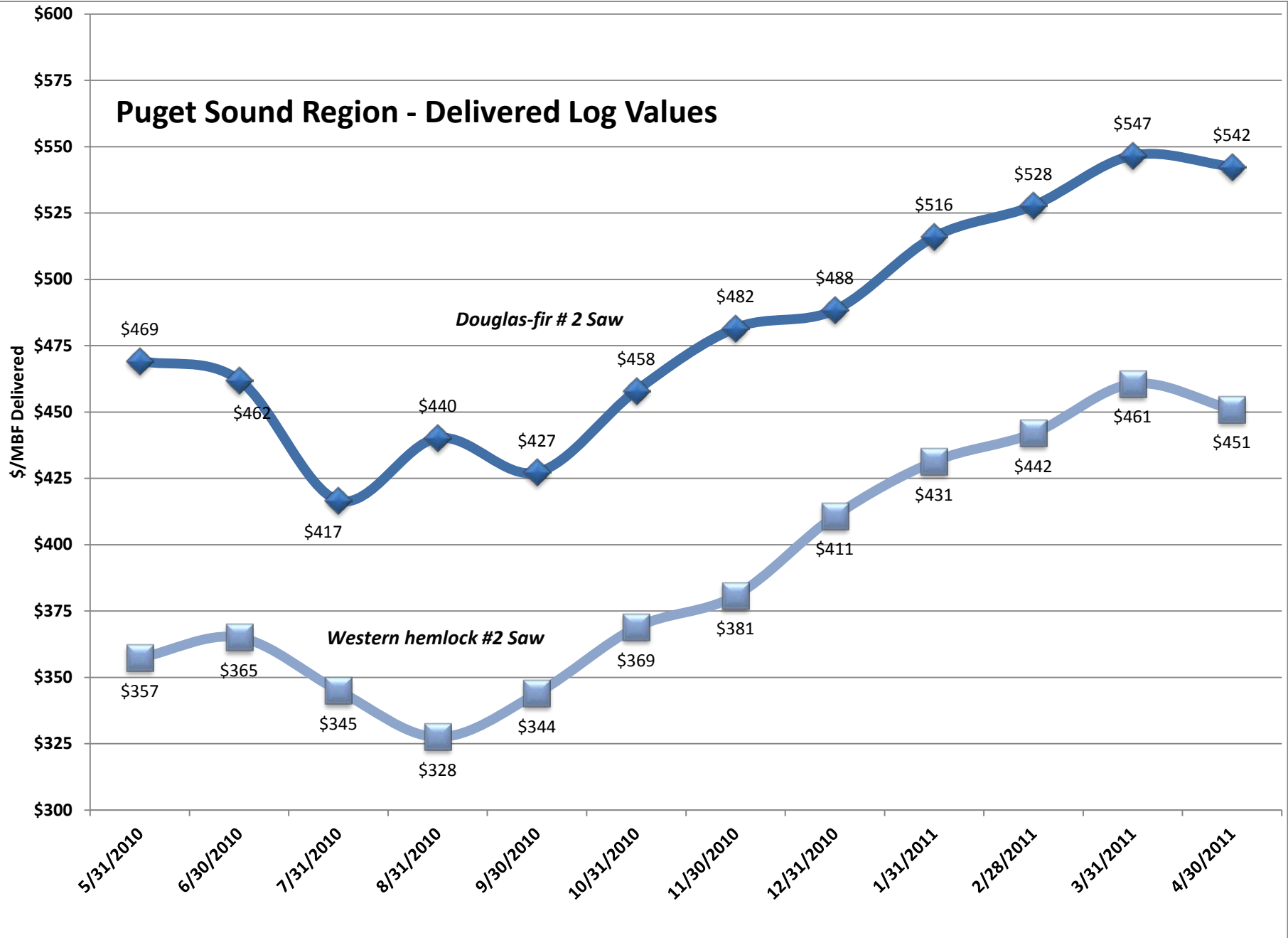
- 5 or more quotes
- 3 to 4 quotes
- 1 to 2 quotes

Publish date: Apr. 29,2011

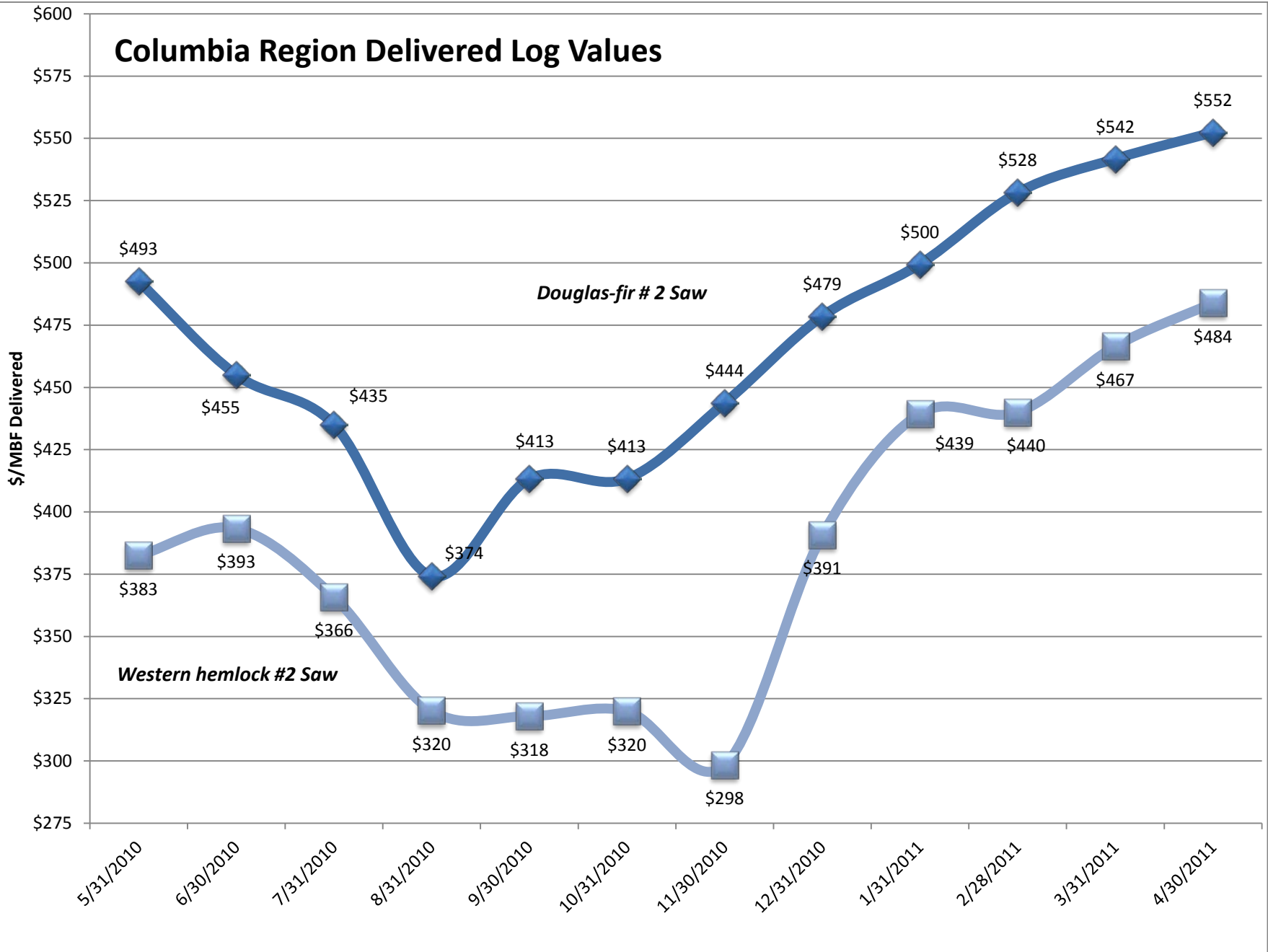
*Note: Utility price based on conversion factor of 9.0 tons/mbf

Care was used during compilation of this timber price sheet to ensure accuracy. However, DNR relied in part on information from outside sources and cannot accept responsibility for errors or omissions. Any use of this information is as is, with all faults, and without any warranty of its accuracy. DNR DISCLAIMS ALL WARRANTIES, EXPRESS OR IMPLIED, INCLUDING BUT NOT LIMITED TO IMPLIED WARRANTIES OF MERCHANTABILITY AND FITNESS FOR PARTICULAR PURPOSES.

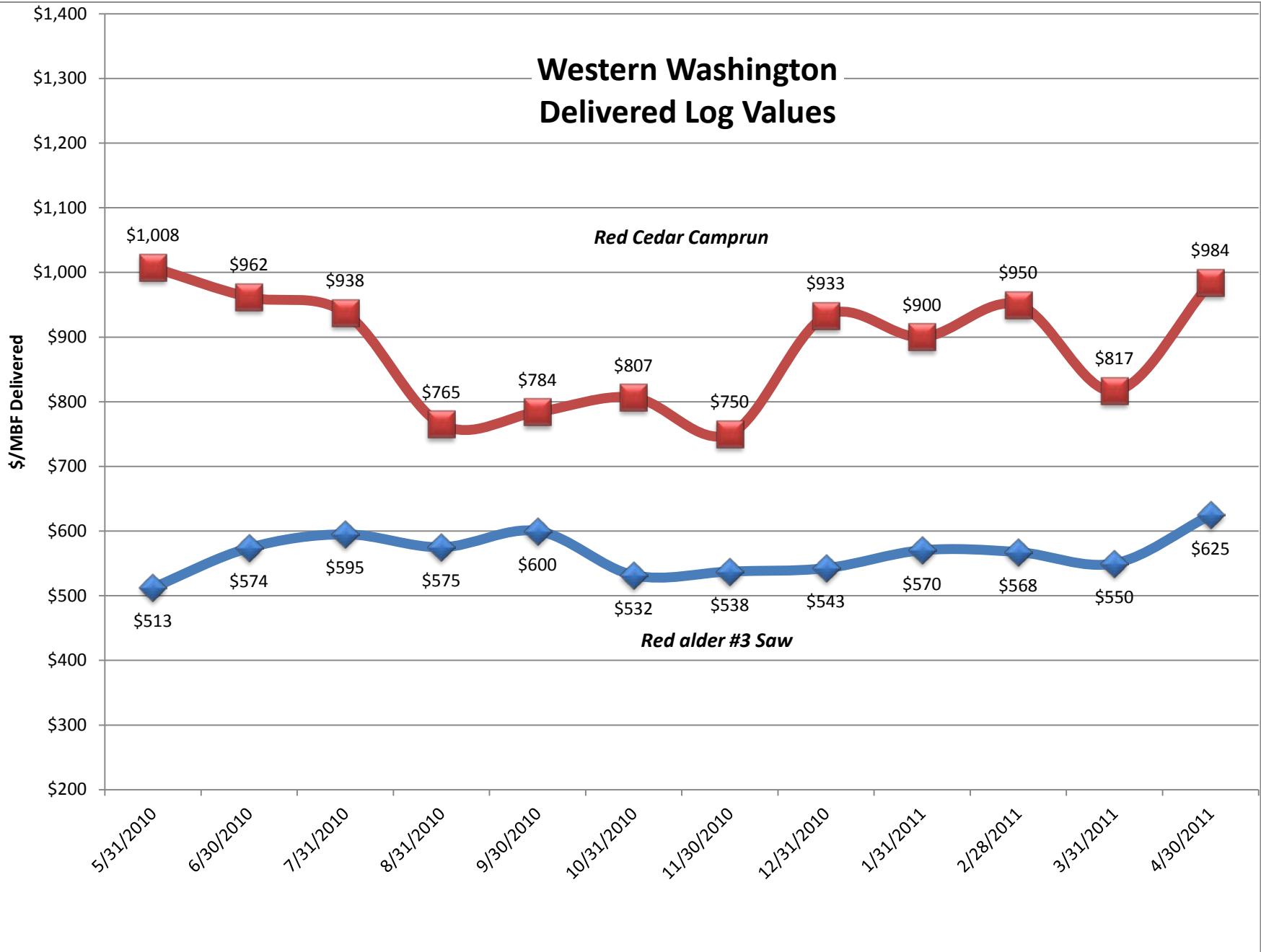
Puget Sound Region - Delivered Log Values



Columbia Region Delivered Log Values



Western Washington Delivered Log Values



Washington Dept. of Natural Resources
 Mill log prices - Domestically Processed

Price Period April-11
 Marketing Region EASTSIDE

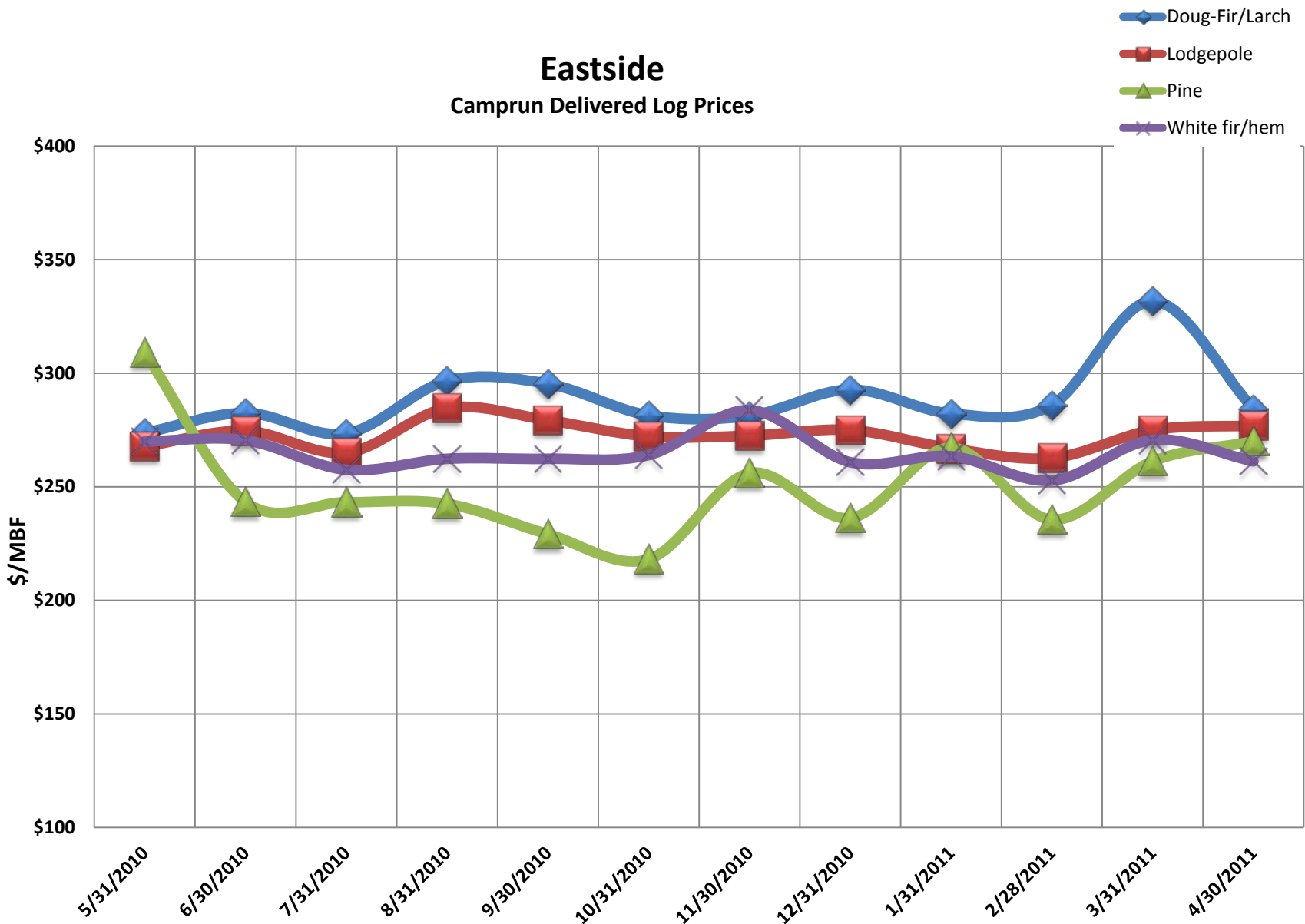
Species - Sort	\$/MBF			Number of Quotes
	Average	High	Low	
Doug-Fir/Larch	\$273	\$340	\$170	●
Camprun	\$284	\$340	\$175	●
CNS	\$294	\$324	\$230	●
Utility	\$170	\$170	\$170	●
White fir/hem	\$262	\$330	\$150	●
Camprun	\$261	\$330	\$150	●
CNS	\$306	\$324	\$290	●
Utility	\$170	\$170	\$170	●
Cedar	\$556	\$800	\$385	●
Camprun	\$556	\$800	\$385	●
Lodgepole	\$268	\$350	\$170	●
Camprun	\$277	\$350	\$175	●
CNS	\$294	\$324	\$230	●
Utility	\$170	\$170	\$170	●
White pine	\$263	\$350	\$150	●
Camprun	\$271	\$350	\$150	●
CNS	\$324	\$324	\$324	●
Utility	\$170	\$170	\$170	●
Pine	\$270	\$350	\$225	●
Small saw	\$256	\$275	\$230	●
Large saw	\$282	\$350	\$225	●
E Spruce	\$257	\$330	\$144	●
Camprun	\$273	\$330	\$175	●
CNS	\$258	\$324	\$144	●
Utility	\$170	\$170	\$170	●
Grand Total	\$299	\$800	\$144	147

Care was used during compilation of this timber price sheet to ensure accuracy. However, DNR relied in part on information from outside sources and cannot accept responsibility for errors or omissions. Any use of this information is as is, with all faults, and without any warranty of its accuracy. DNR DISCLAIMS ALL WARRANTIES, EXPRESS OR IMPLIED, INCLUDING BUT NOT LIMITED TO IMPLIED WARRANTIES OF MERCHANTABILITY AND FITNESS FOR PARTICULAR PURPOSES.

Publish date: April 30, 2011

Note: Utility/pulp conversion factor used 8.5 Tons/mbf

Eastside Camprun Delivered Log Prices



Washington Dept. of Natural Resources
Mill log prices - Domestically Processed

Price Period	May-11
Marketing Region	PUGET

Species - Grade	\$/MBF			Number of Quotes
	Average	High	Low	
Doug-Fir	\$517	\$643	\$353	●
SM and Better	\$584	\$643	\$515	●
2 Saw	\$516	\$575	\$467	●
3 Saw	\$516	\$532	\$475	●
4 Saw/CNS	\$470	\$497	\$425	●
Util*	\$353	\$353	\$353	●
White wood	\$411	\$500	\$315	●
2 Saw	\$438	\$500	\$400	●
3 Saw	\$392	\$458	\$348	●
4 Saw/CNS	\$412	\$476	\$315	●
Util*	\$353	\$353	\$353	●
Spruce	\$407	\$476	\$353	●
2 Saw	\$425	\$425	\$425	●
3 Saw	\$375	\$375	\$375	●
4 Saw/CNS	\$476	\$476	\$476	●
Util*	\$353	\$353	\$353	●
Cedar	\$814	\$915	\$725	●
Camprun	\$814	\$915	\$725	●
Alder	\$545	\$726	\$213	●
2 Saw	\$703	\$726	\$680	●
3 Saw	\$533	\$533	\$533	●
4 Saw	\$551	\$706	\$423	●
Util*	\$213	\$213	\$213	●
Maple	\$365	\$533	\$213	●
3 Saw	\$533	\$533	\$533	●
4 Saw	\$359	\$478	\$300	●
Util*	\$213	\$213	\$213	●
Hardwood	\$247	\$247	\$247	●
Util*	\$247	\$247	\$247	●
Cotton Wood	\$213	\$213	\$213	●
Util*	\$213	\$213	\$213	●
Conifer	\$319	\$340	\$298	●
Util*	\$319	\$340	\$298	●
Grand Total	\$486	\$915	\$213	87

- 5 or more quotes
- 3 to 4 quotes
- 1 to 2 quotes

Publish date: May 31,2011

*Note: Utility price based on conversion factor of 9.0 tons/mbf

Care was used during compilation of this timber price sheet to ensure accuracy. However, DNR relied in part on information from outside sources and cannot accept responsibility for errors or omissions. Any use of this information is as is, with all faults, and without any warranty of its accuracy. DNR DISCLAIMS ALL WARRANTIES, EXPRESS OR IMPLIED, INCLUDING BUT NOT LIMITED TO IMPLIED WARRANTIES OF MERCHANTABILITY AND FITNESS FOR PARTICULAR PURPOSES.

Care was used during compilation of this timber price sheet to ensure accuracy. However, DNR relied in part on information from outside sources and cannot accept responsibility for errors or omissions.

Washington Dept. of Natural Resources

Mill log prices - Domestically Processed

Price Period	May-11
Marketing Region	COLUMBIA

Species - Grade	\$/MBF			Number of Quotes
	Average	High	Low	
Doug-Fir	\$540	\$575	\$429	●
SM and Better	\$550	\$550	\$550	●
2 Saw	\$532	\$575	\$520	●
3 Saw	\$551	\$575	\$500	●
4 Saw/CNS	\$535	\$568	\$429	●
White wood	\$483	\$550	\$425	●
2 Saw	\$472	\$550	\$445	●
3 Saw	\$488	\$550	\$450	●
4 Saw/CNS	\$486	\$550	\$425	●
Spruce	\$425	\$450	\$395	●
2 Saw	\$430	\$430	\$430	●
3 Saw	\$438	\$450	\$425	●
4 Saw/CNS	\$395	\$395	\$395	●
Cedar	\$650	\$900	\$400	●
Camprun	\$650	\$900	\$400	●
Alder	\$581	\$650	\$450	●
2 Saw	\$650	\$650	\$650	●
3 Saw	\$625	\$625	\$625	●
4 Saw	\$525	\$600	\$450	●
Maple	\$394	\$450	\$300	●
2 Saw	\$450	\$450	\$450	●
3 Saw	\$425	\$425	\$425	●
4 Saw	\$350	\$400	\$300	●
Grand Total	\$509	\$900	\$300	47

- 5 or more quotes
- 3 to 4 quotes
- 1 to 2 quotes

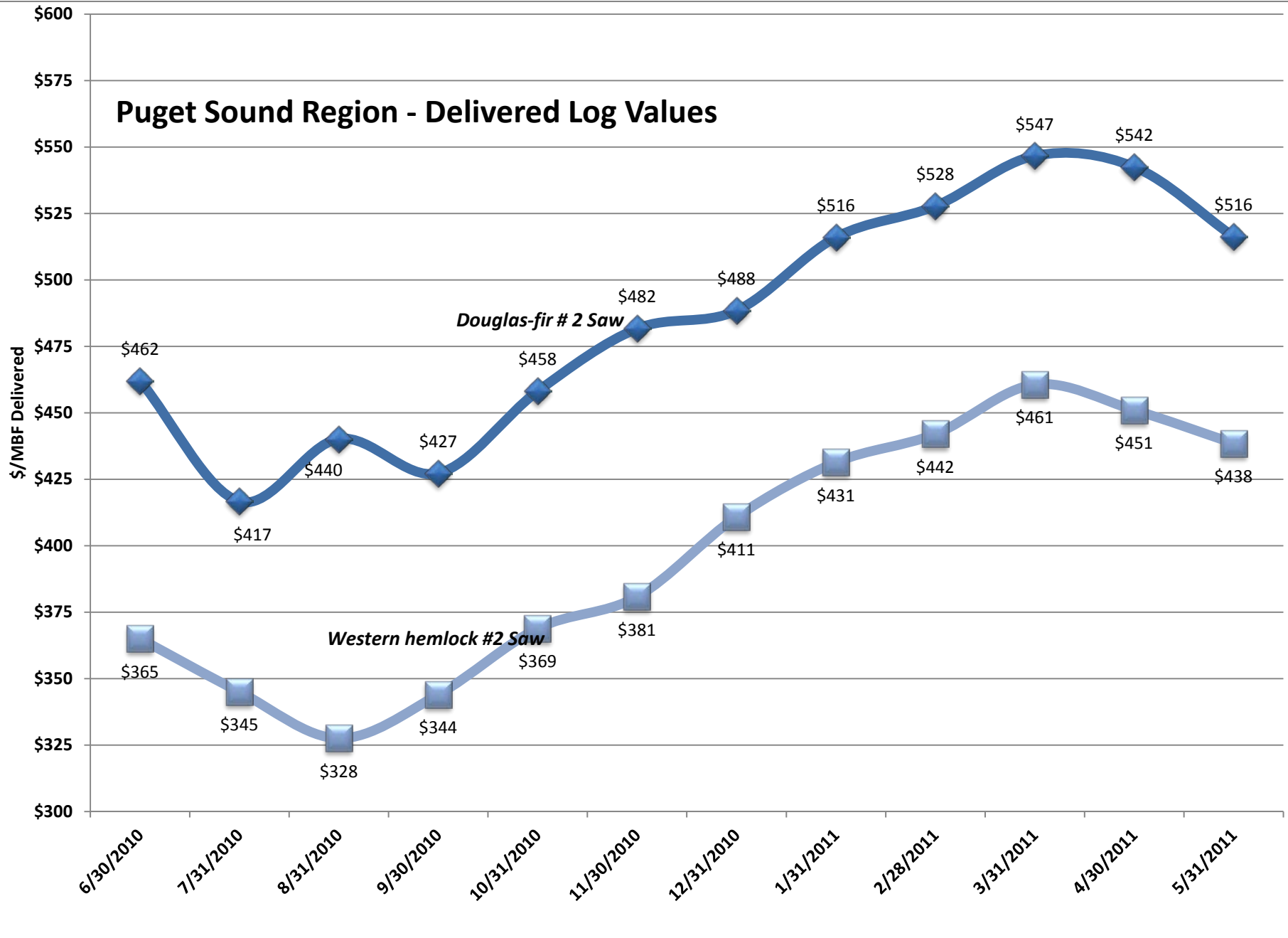
Publish date: May 31,2011

*Note: Utility price based on conversion factor of 9.0 tons/mbf

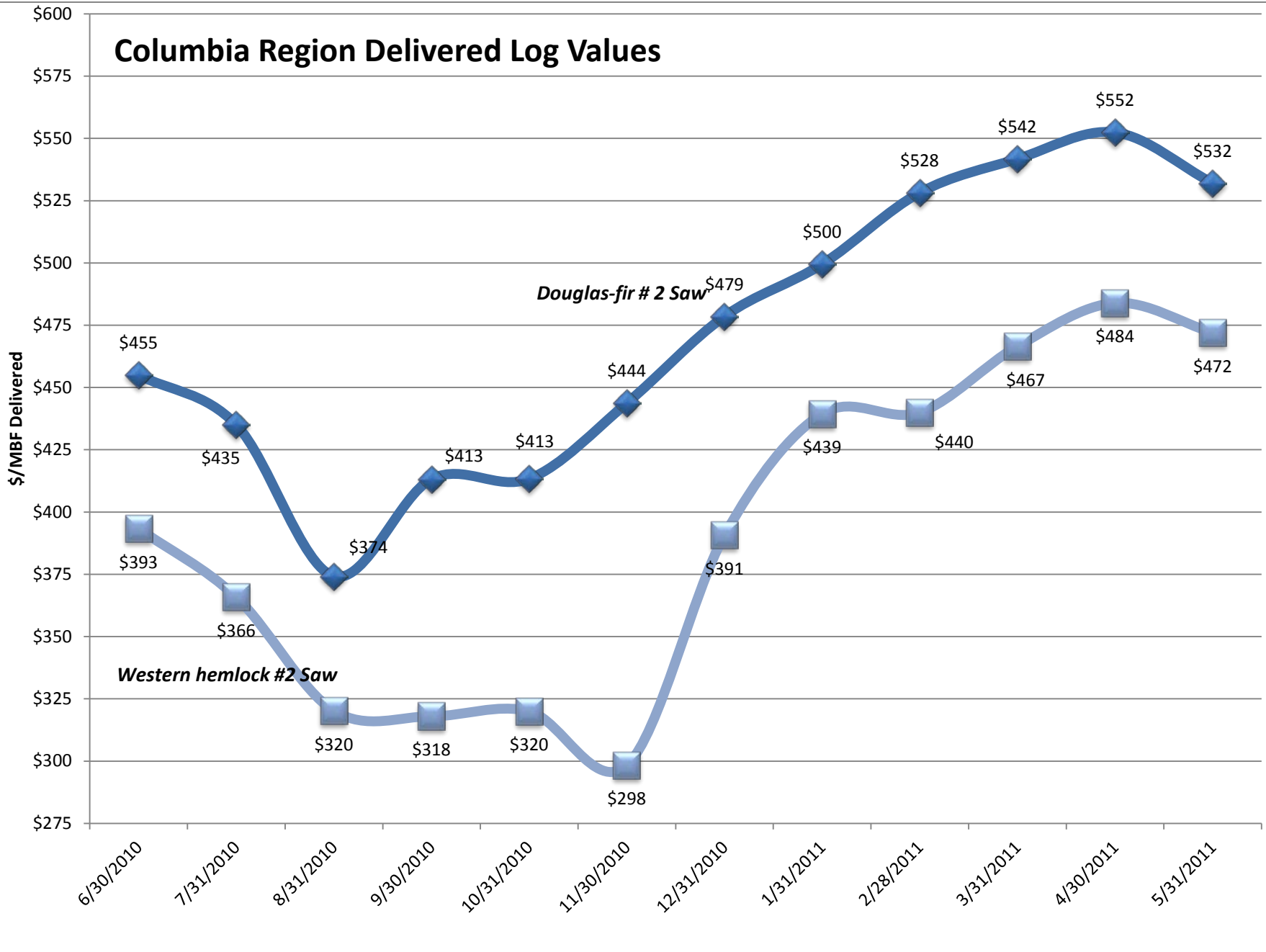
Care was used during compilation of this timber price sheet to ensure accuracy. However, DNR relied in part on information from outside sources and cannot accept responsibility for errors or omissions. Any use of this information is as is, with all faults, and without any warranty of its accuracy. DNR DISCLAIMS ALL WARRANTIES, EXPRESS OR IMPLIED, INCLUDING BUT NOT LIMITED TO IMPLIED WARRANTIES OF MERCHANTABILITY AND FITNESS FOR PARTICULAR PURPOSES.

Care was used during compilation of this timber price sheet to ensure accuracy. However, DNR relied in part on information from outside sources and cannot accept responsibility for errors or omissions.

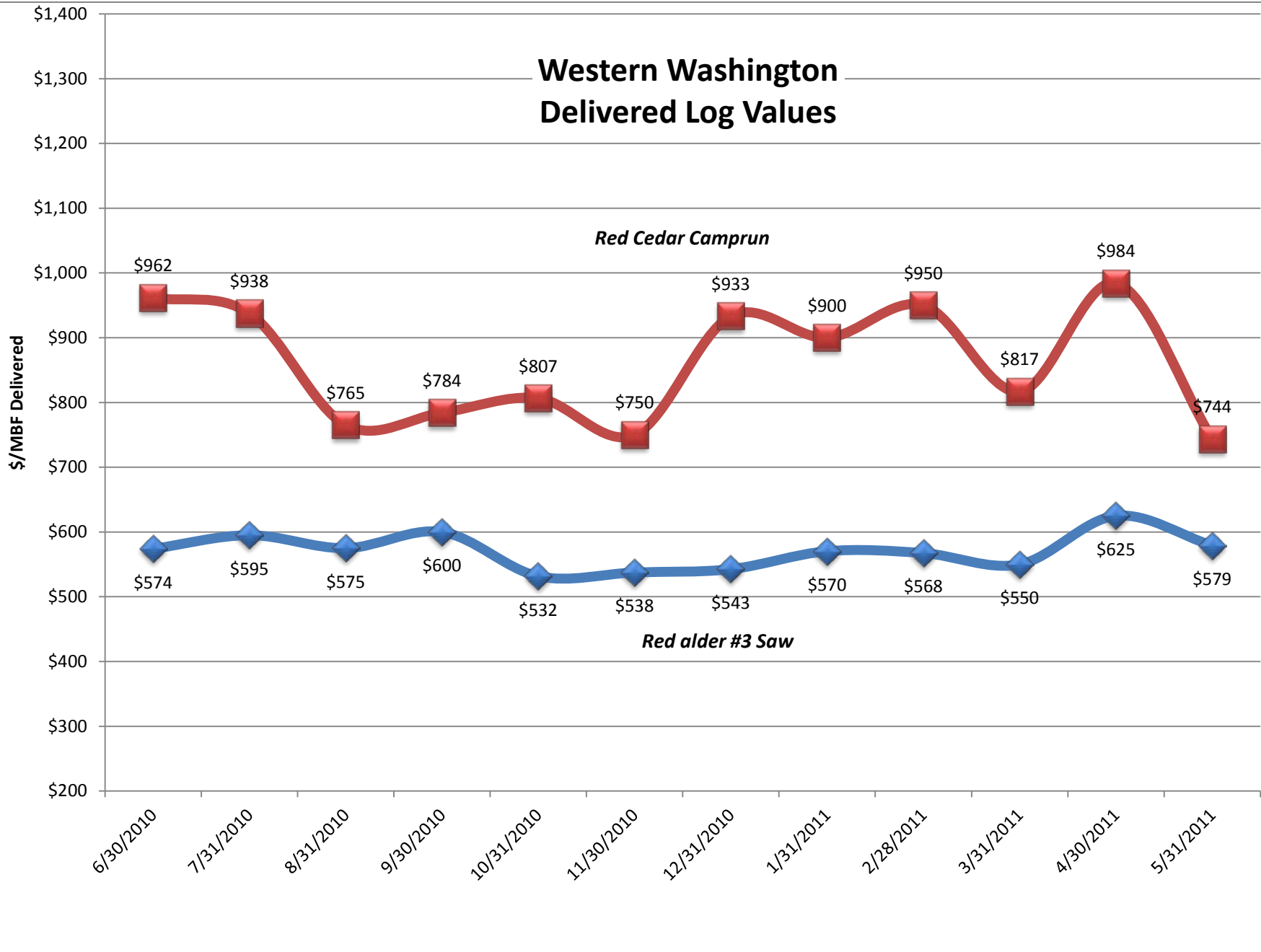
Puget Sound Region - Delivered Log Values



Columbia Region Delivered Log Values



Western Washington Delivered Log Values



Washington Dept. of Natural Resources
 Mill log prices - Domestically Processed

Price Period May-11
 Marketing Region EASTSIDE

Species - Sort	\$/MBF			Number of Quotes
	Average	High	Low	
Doug-Fir/Larch	\$365	\$520	\$213	●
Camprun	\$373	\$481	\$250	●
CNS	\$378	\$520	\$230	●
Utility	\$213	\$213	\$213	●
White fir/hem	\$361	\$1,309	\$213	●
Camprun	\$308	\$320	\$295	●
CNS	\$333	\$450	\$230	●
Utility	\$578	\$1,309	\$213	●
Cedar	\$618	\$800	\$400	●
Camprun	\$618	\$800	\$400	●
Lodgepole	\$288	\$330	\$213	●
Camprun	\$298	\$330	\$230	●
CNS	\$297	\$324	\$230	●
Utility	\$213	\$213	\$213	●
White pine	\$278	\$400	\$213	●
Camprun	\$305	\$400	\$250	●
CNS	\$277	\$324	\$230	●
Utility	\$213	\$213	\$213	●
Pine	\$260	\$350	\$175	●
Small saw	\$230	\$300	\$175	●
Large saw	\$301	\$350	\$250	●
E Spruce	\$274	\$324	\$213	●
Camprun	\$285	\$320	\$230	●
CNS	\$290	\$324	\$230	●
Utility	\$213	\$213	\$213	●
Grand Total	\$336	\$1,309	\$175	114

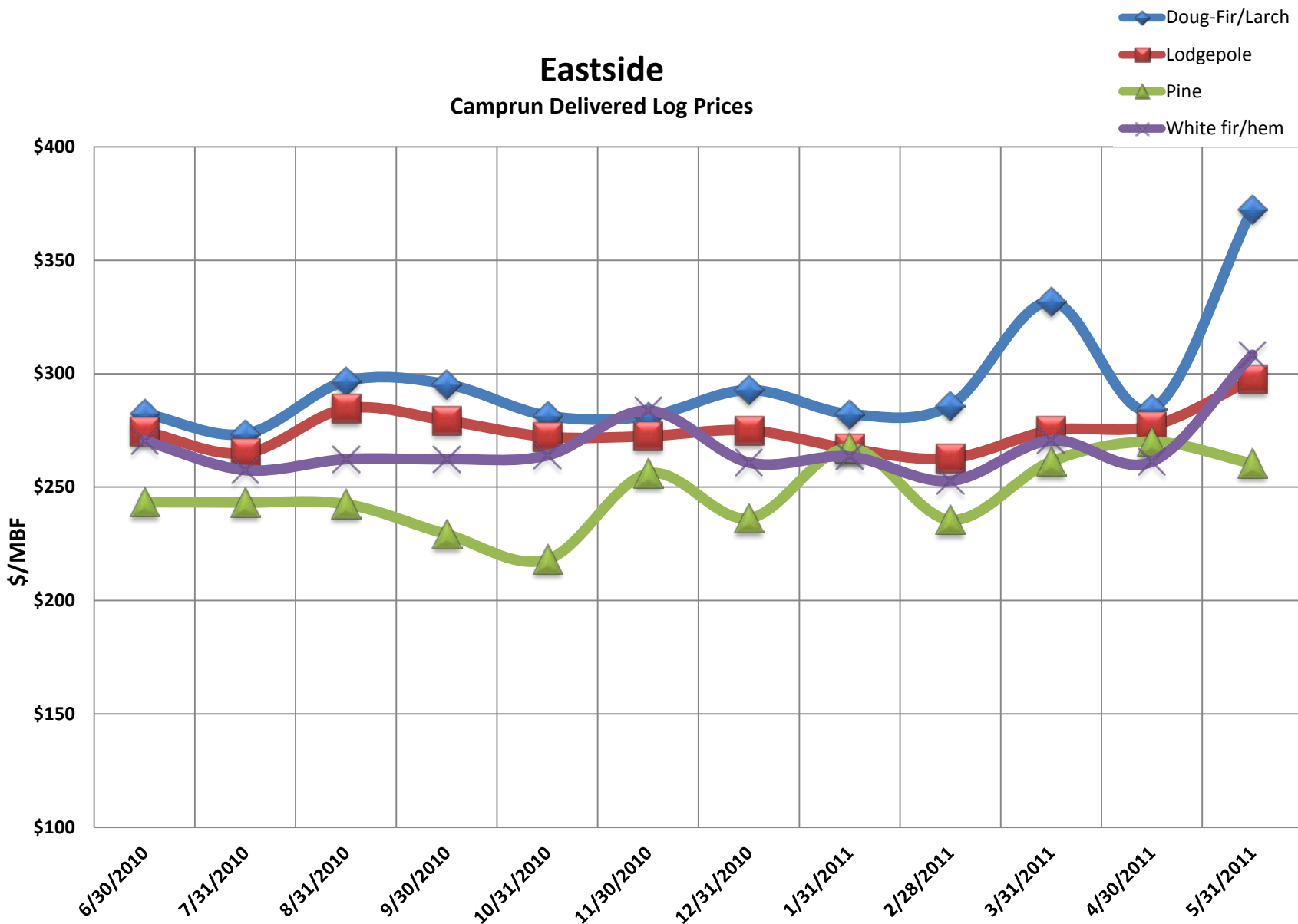
- 5 or more quotes
- 3 to 4 quotes
- 1 to 2 quotes

Care was used during compilation of this timber price sheet to ensure accuracy. However, DNR relied in part on information from outside sources and cannot accept responsibility for errors or omissions. Any use of this information is as is, with all faults, and without any warranty of its accuracy. DNR DISCLAIMS ALL WARRANTIES, EXPRESS OR IMPLIED, INCLUDING BUT NOT LIMITED TO IMPLIED WARRANTIES OF MERCHANTABILITY AND FITNESS FOR PARTICULAR PURPOSES.

Publish date: May 31, 2011

Note: Utility/pulp conversion factor used 8.5 Tons/mbf

Eastside Camprun Delivered Log Prices



Washington Dept. of Natural Resources
Mill log prices - Domestically Processed

Price Period	June-11
Marketing Region	PUGET

Species - Grade	\$/MBF			Number of Quotes
	Average	High	Low	
Doug-Fir	\$488	\$600	\$357	●
SM and Better	\$575	\$600	\$550	●
2 Saw	\$495	\$560	\$435	●
3 Saw	\$476	\$510	\$435	●
4 Saw/CNS	\$465	\$500	\$390	●
Util*	\$357	\$357	\$357	●
White wood	\$422	\$480	\$325	●
2 Saw	\$435	\$460	\$400	●
3 Saw	\$417	\$480	\$325	●
4 Saw/CNS	\$432	\$480	\$365	●
Util*	\$357	\$357	\$357	●
Spruce	\$357	\$357	\$357	●
Util*	\$357	\$357	\$357	●
Cedar	\$825	\$875	\$800	●
Camprun	\$825	\$875	\$800	●
Alder	\$529	\$700	\$213	●
2 Saw	\$650	\$700	\$600	●
3 Saw	\$618	\$675	\$560	●
4 Saw	\$605	\$635	\$575	●
Util*	\$242	\$272	\$213	●
Maple	\$361	\$475	\$213	●
2 Saw	\$475	\$475	\$475	●
3 Saw	\$450	\$450	\$450	●
4 Saw	\$400	\$425	\$375	●
Util*	\$221	\$230	\$213	●
Cotton Wood	\$226	\$240	\$213	●
Util*	\$213	\$213	\$213	●
Camprun	\$240	\$240	\$240	●
Grand Total	\$476	\$875	\$213	60

- 5 or more quotes
- 3 to 4 quotes
- 1 to 2 quotes

Publish date: June 30,2011

*Note: Utility price based on conversion factor of 9.0 tons/mbf

Care was used during compilation of this timber price sheet to ensure accuracy. However, DNR relied in part on information from outside sources and cannot accept responsibility for errors or omissions. Any use of this information is as is, with all faults, and without any warranty of its accuracy. DNR DISCLAIMS ALL WARRANTIES, EXPRESS OR IMPLIED, INCLUDING BUT NOT LIMITED TO IMPLIED WARRANTIES OF MERCHANTABILITY AND FITNESS FOR PARTICULAR PURPOSES.

Washington Dept. of Natural Resources
Mill log prices - Domestically Processed

Price Period	June-11
Marketing Region	COLUMBIA

Species - Grade	\$/MBF			Number of Quotes
	Average	High	Low	
Doug-Fir	\$508	\$525	\$475	●
2 Saw	\$511	\$525	\$480	●
3 Saw	\$508	\$520	\$490	●
4 Saw/CNS	\$505	\$520	\$475	●
White wood	\$424	\$450	\$375	●
2 Saw	\$411	\$450	\$375	●
3 Saw	\$433	\$450	\$415	●
4 Saw/CNS	\$426	\$450	\$415	●
Spruce	\$417	\$430	\$395	●
2 Saw	\$430	\$430	\$430	●
3 Saw	\$425	\$425	\$425	●
4 Saw/CNS	\$395	\$395	\$395	●
Cedar	\$825	\$825	\$825	●
Camprun	\$825	\$825	\$825	●
Alder	\$580	\$600	\$560	●
2 Saw	\$600	\$600	\$600	●
3 Saw	\$560	\$560	\$560	●
Grand Total	\$477	\$825	\$375	38

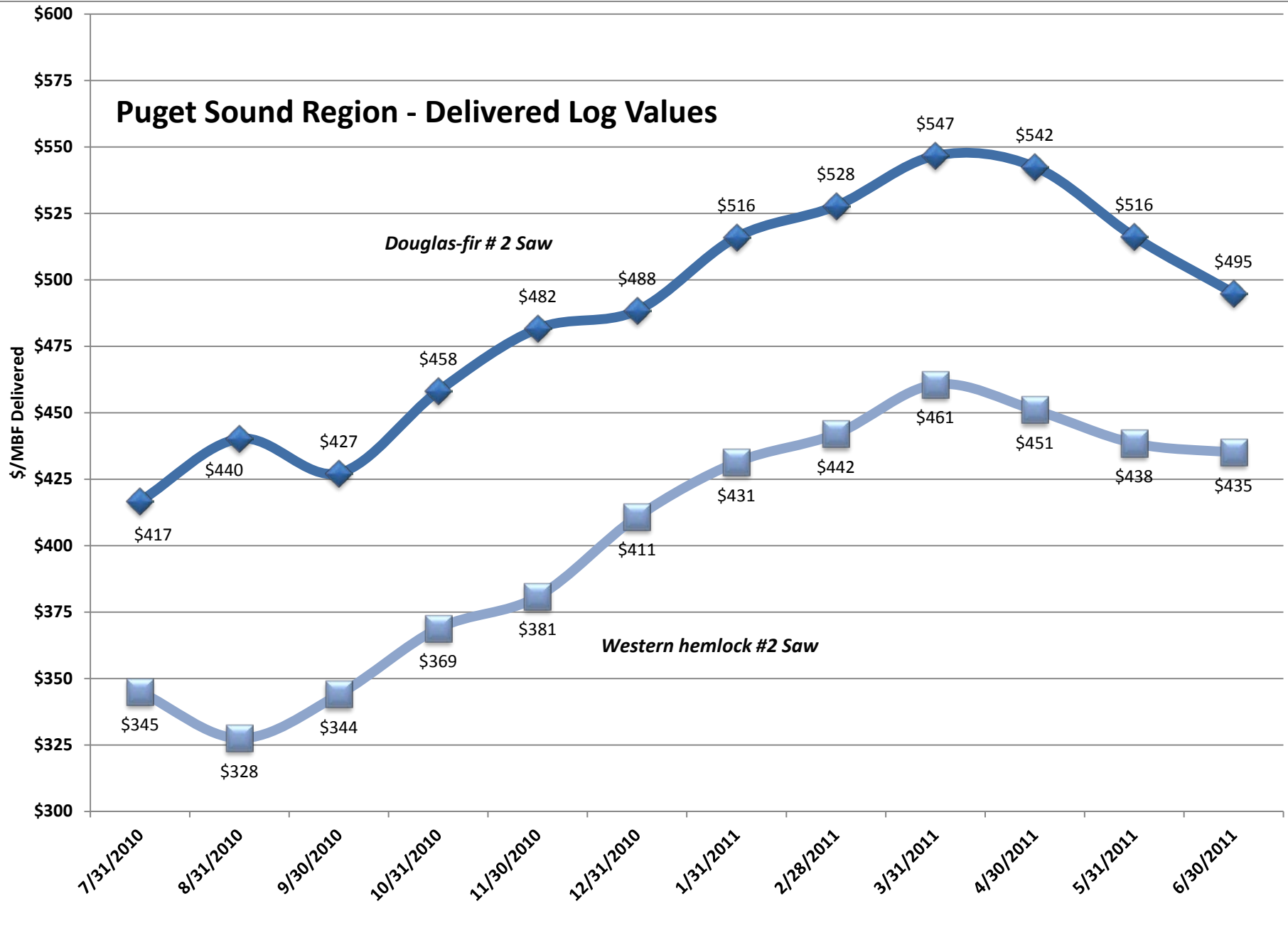
- 5 or more quotes
- 3 to 4 quotes
- 1 to 2 quotes

Publish date: June 30,2011

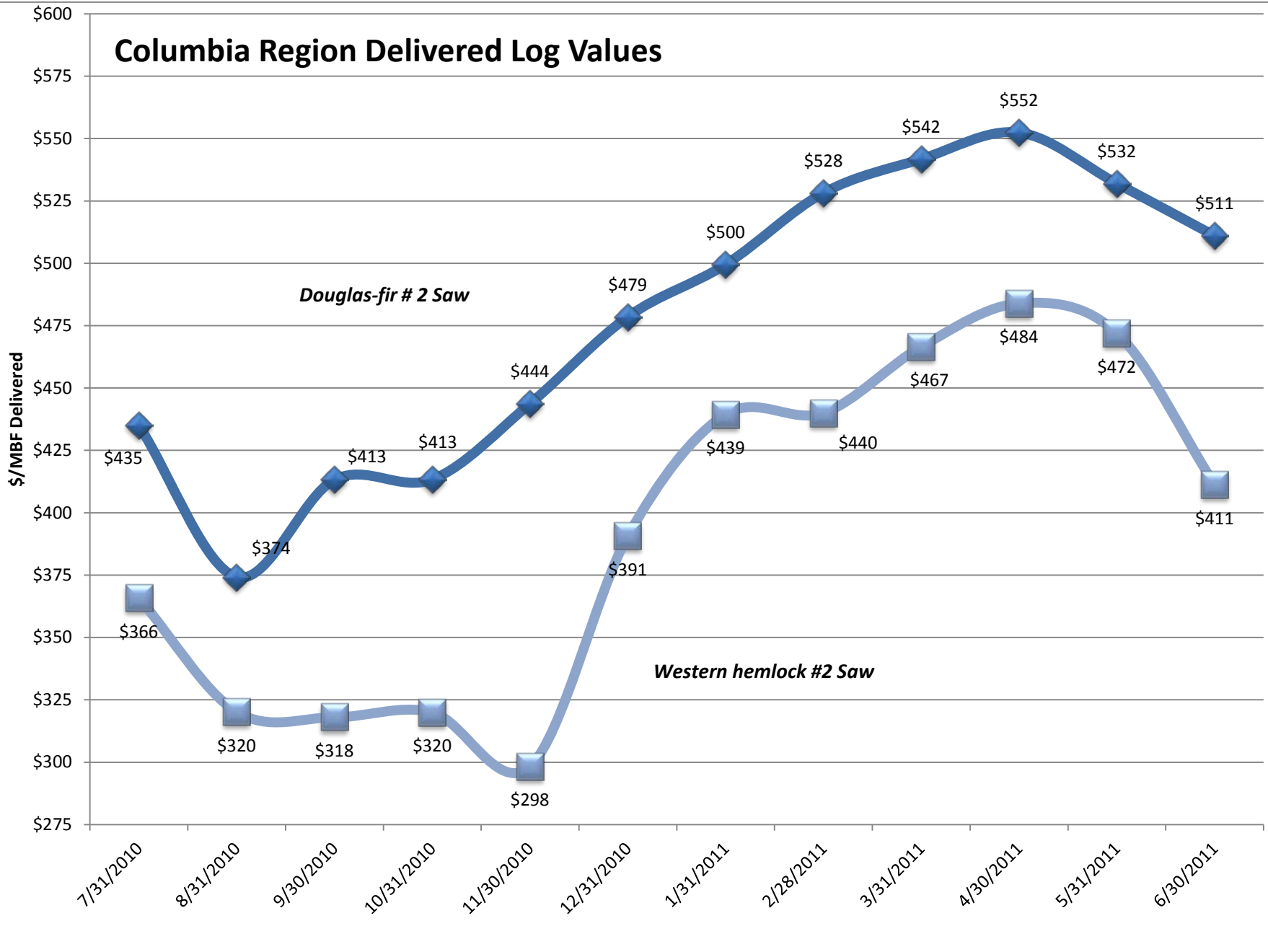
*Note: Utility price based on conversion factor of 9.0 tons/mbf

Care was used during compilation of this timber price sheet to ensure accuracy. However, DNR relied in part on information from outside sources and cannot accept responsibility for errors or omissions. Any use of this information is as is, with all faults, and without any warranty of its accuracy. DNR DISCLAIMS ALL WARRANTIES, EXPRESS OR IMPLIED, INCLUDING BUT NOT LIMITED TO IMPLIED WARRANTIES OF MERCHANTABILITY AND FITNESS FOR PARTICULAR PURPOSES.

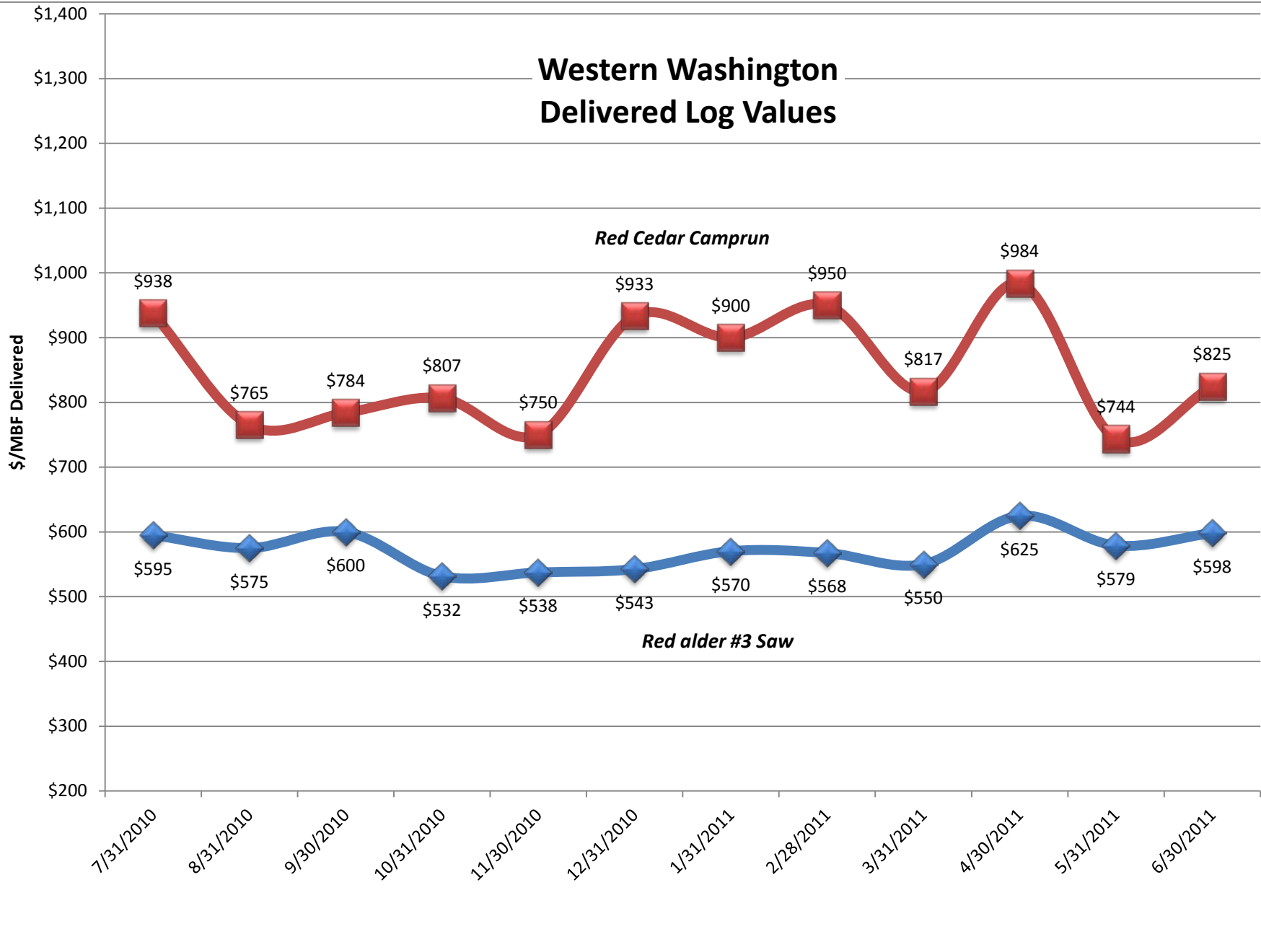
Puget Sound Region - Delivered Log Values



Columbia Region Delivered Log Values



Western Washington Delivered Log Values



Washington Dept. of Natural Resources
Mill log prices - Domestically Processed

Price Period June-11
Marketing Region EASTSIDE

Species - Sort	\$/MBF			Number of Quotes
	Average	High	Low	
Doug-Fir/Larch	\$325	\$350	\$230	●
Camprun	\$329	\$350	\$240	●
CNS	\$318	\$346	\$230	●
White fir/hem	\$338	\$346	\$300	●
Camprun	\$336	\$345	\$300	●
CNS	\$340	\$346	\$331	●
Cedar	\$685	\$800	\$585	●
Camprun	\$685	\$800	\$585	●
Lodgepole	\$319	\$350	\$230	●
Camprun	\$320	\$350	\$240	●
CNS	\$318	\$346	\$230	●
White pine	\$314	\$400	\$245	●
Camprun	\$317	\$400	\$250	●
CNS	\$307	\$346	\$245	●
Pine	\$291	\$350	\$230	●
Small saw	\$273	\$300	\$230	●
Large saw	\$309	\$350	\$285	●
E Spruce	\$308	\$346	\$230	●
Camprun	\$311	\$340	\$260	●
CNS	\$302	\$346	\$230	●
Grand Total	\$349	\$800	\$230	72

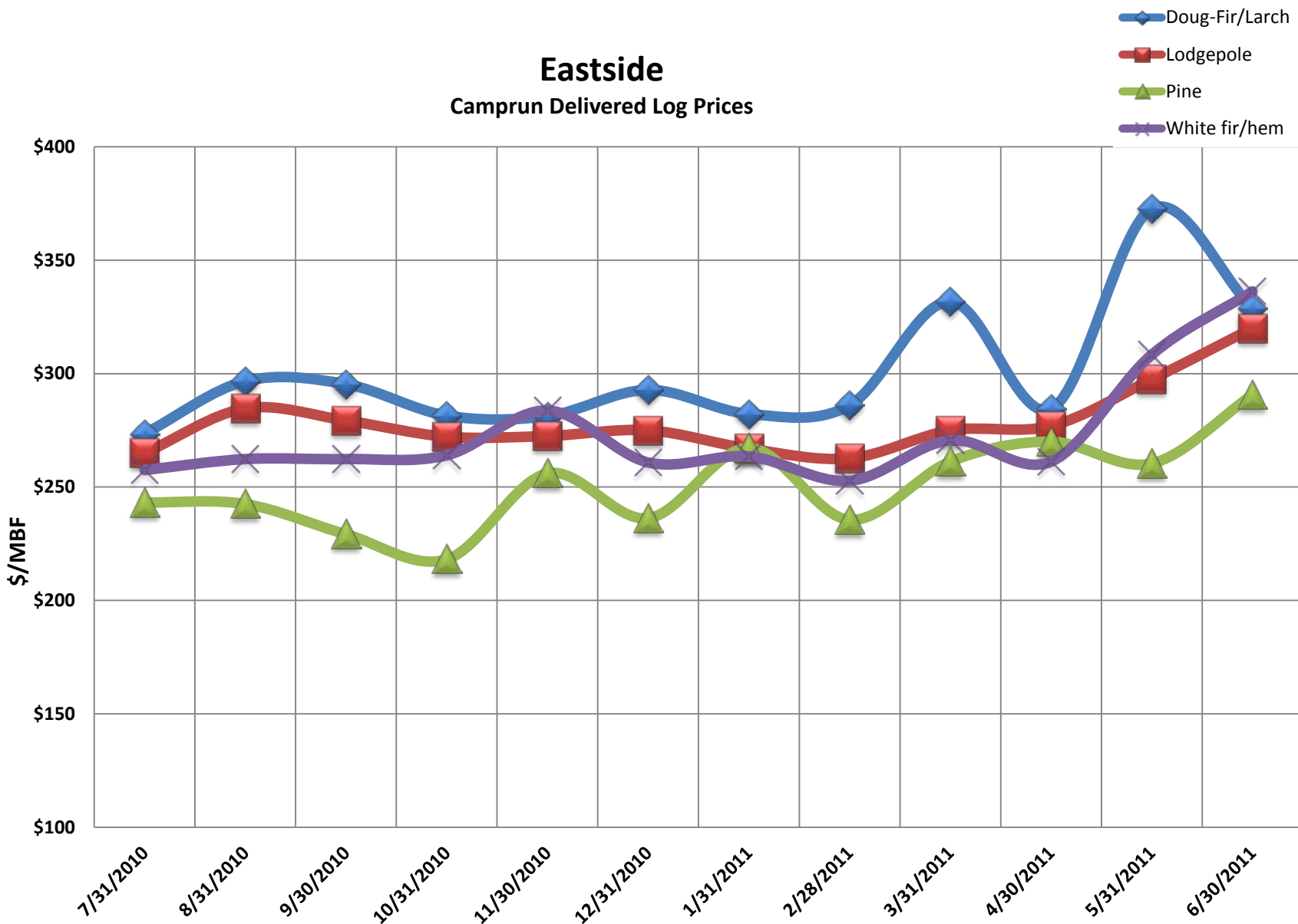
- 5 or more quotes
- 3 to 4 quotes
- 1 to 2 quotes

Care was used during compilation of this timber price sheet to ensure accuracy. However, DNR relied in part on information from outside sources and cannot accept responsibility for errors or omissions. Any use of this information is as is, with all faults, and without any warranty of its accuracy. DNR DISCLAIMS ALL WARRANTIES, EXPRESS OR IMPLIED, INCLUDING BUT NOT LIMITED TO IMPLIED WARRANTIES OF MERCHANTABILITY AND FITNESS FOR PARTICULAR PURPOSES.

Publish date: June 30, 2011

Note: Utility/pulp conversion factor used 8.5 Tons/mbf

Eastside Camprun Delivered Log Prices



Washington Dept. of Natural Resources
 Mill log prices - Domestically Processed

Price Period	July-11
Marketing Region	PUGET

Species - Grade	\$/MBF			Number of Quotes
	Average	High	Low	
Doug-Fir	\$506	\$620	\$357	●
SM and Better	\$573	\$620	\$550	●
2 Saw	\$518	\$545	\$475	●
3 Saw	\$515	\$545	\$470	●
4 Saw/CNS	\$473	\$503	\$431	●
Util*	\$357	\$357	\$357	●
White wood	\$431	\$502	\$357	●
2 Saw	\$441	\$460	\$400	●
3 Saw	\$451	\$502	\$365	●
4 Saw/CNS	\$416	\$429	\$365	●
Util*	\$357	\$357	\$357	●
Spruce	\$357	\$357	\$357	●
Util*	\$357	\$357	\$357	●
Cedar	\$661	\$965	\$357	●
Util*	\$357	\$357	\$357	●
Camprun	\$965	\$965	\$965	●
Alder	\$515	\$730	\$213	●
2 Saw	\$715	\$730	\$700	●
3 Saw	\$650	\$650	\$650	●
4 Saw	\$618	\$730	\$500	●
Util*	\$232	\$272	\$213	●
Maple	\$326	\$450	\$213	●
2 Saw	\$450	\$450	\$450	●
3 Saw	\$425	\$425	\$425	●
4 Saw	\$375	\$400	\$350	●
Util*	\$218	\$230	\$213	●
Hardwood	\$238	\$238	\$238	●
Util*	\$238	\$238	\$238	●
Cotton Wood	\$213	\$213	\$213	●
Util*	\$213	\$213	\$213	●
Conifer	\$323	\$323	\$323	●
Util*	\$323	\$323	\$323	●
Grand Total	\$455	\$965	\$213	80

- 5 or more quotes
- 3 to 4 quotes
- 1 to 2 quotes

Publish date: July 29,2011

*Note: Utility price based on conversion factor of 9.0 tons/mbf

Care was used during compilation of this timber price sheet to ensure accuracy. However, DNR relied in part on information from outside sources and cannot accept responsibility for errors or omissions. Any use of this information is as is, with all faults, and without any warranty of its accuracy. DNR DISCLAIMS ALL WARRANTIES, EXPRESS OR IMPLIED, INCLUDING BUT NOT LIMITED TO IMPLIED WARRANTIES OF MERCHANTABILITY AND FITNESS FOR PARTICULAR PURPOSES.

Care was used during compilation of this timber price sheet to ensure accuracy. However, DNR relied in part on information from outside sources and cannot accept responsibility for errors or omissions.

Washington Dept. of Natural Resources
 Mill log prices - Domestically Processed

Price Period	July-11
Marketing Region	COLUMBIA

Species - Grade	\$/MBF			Number of Quotes
	Average	High	Low	
Doug-Fir	\$516	\$596	\$460	●
SM and Better	\$569	\$596	\$535	●
2 Saw	\$503	\$526	\$480	●
3 Saw	\$496	\$512	\$475	●
4 Saw/CNS	\$468	\$475	\$460	●
White wood	\$444	\$470	\$425	●
2 Saw	\$449	\$470	\$425	●
3 Saw	\$446	\$460	\$425	●
4 Saw/CNS	\$433	\$440	\$425	●
Spruce	\$407	\$420	\$385	●
2 Saw	\$420	\$420	\$420	●
3 Saw	\$415	\$415	\$415	●
4 Saw/CNS	\$385	\$385	\$385	●
Cedar	\$854	\$915	\$800	●
Camprun	\$854	\$915	\$800	●
Alder	\$602	\$707	\$413	●
2 Saw	\$679	\$707	\$650	●
4 Saw	\$564	\$707	\$413	●
Maple	\$438	\$443	\$432	●
2 Saw	\$438	\$443	\$432	●
4 Saw	\$438	\$443	\$432	●
Grand Total	\$533	\$915	\$385	38

- 5 or more quotes
- 3 to 4 quotes
- 1 to 2 quotes

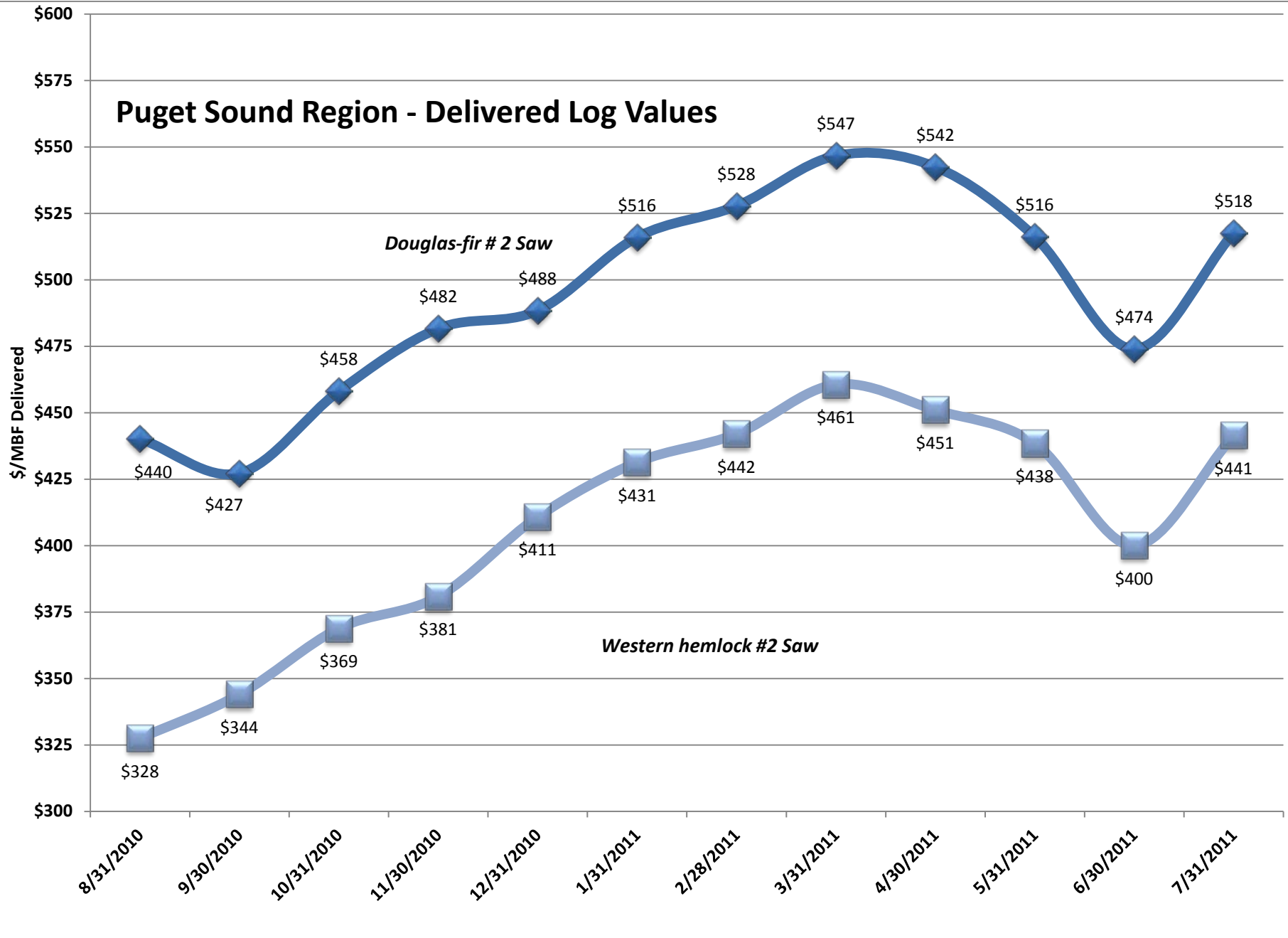
Publish date: July 29,2011

*Note: Utility price based on conversion factor of 9.0 tons/mbf

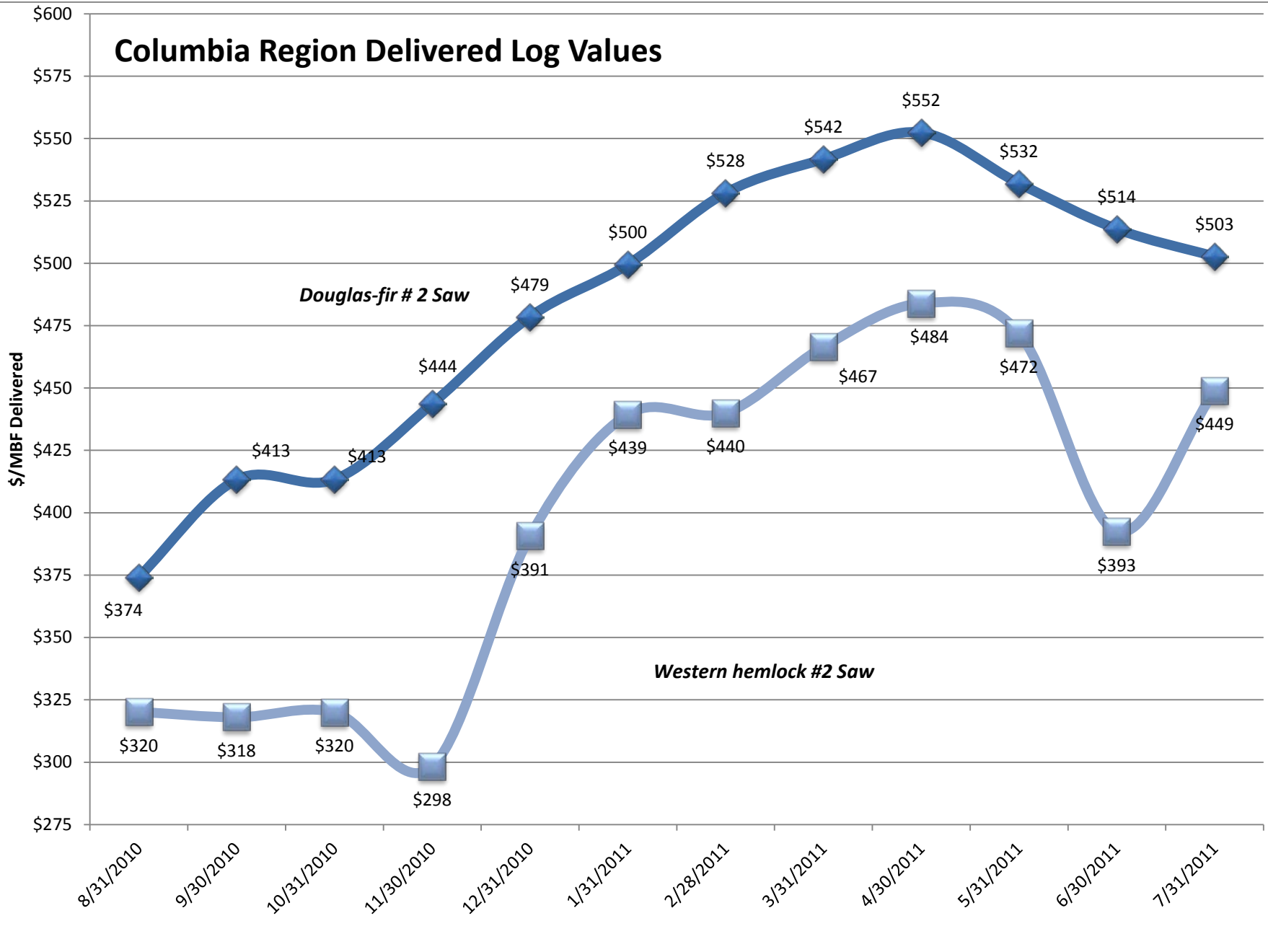
Care was used during compilation of this timber price sheet to ensure accuracy. However, DNR relied in part on information from outside sources and cannot accept responsibility for errors or omissions. Any use of this information is as is, with all faults, and without any warranty of its accuracy. DNR DISCLAIMS ALL WARRANTIES, EXPRESS OR IMPLIED, INCLUDING BUT NOT LIMITED TO IMPLIED WARRANTIES OF MERCHANTABILITY AND FITNESS FOR PARTICULAR PURPOSES.

Care was used during compilation of this timber price sheet to ensure accuracy. However, DNR relied in part on information from outside sources and cannot accept responsibility for errors or omissions.

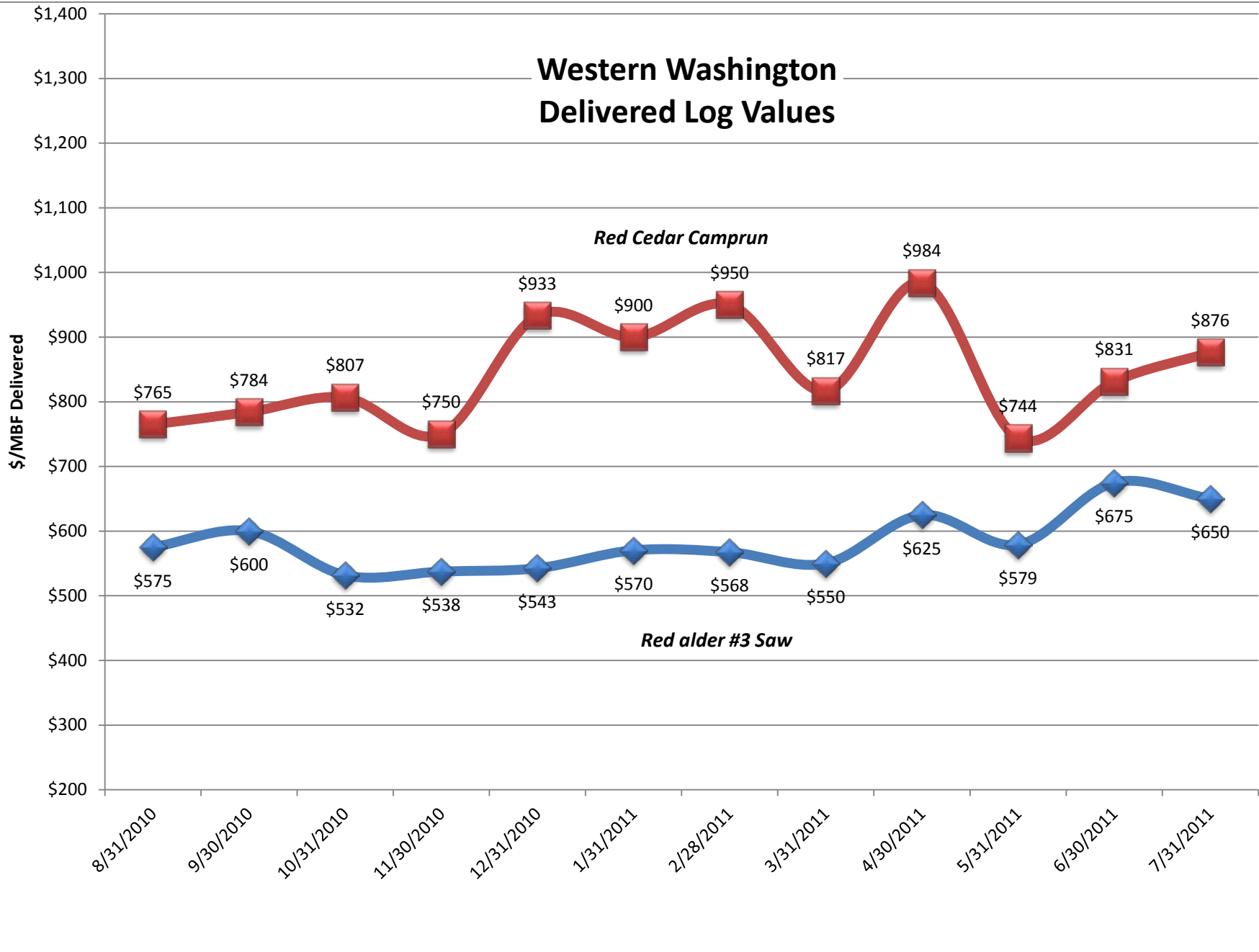
Puget Sound Region - Delivered Log Values



Columbia Region Delivered Log Values



Western Washington Delivered Log Values



Washington Dept. of Natural Resources
Mill log prices - Domestically Processed

Price Period July-11
Marketing Region EASTSIDE

Species - Sort	\$/MBF			Number of Quotes
	Average	High	Low	
Doug-Fir/Larch	\$323	\$370	\$230	●
Camprun	\$332	\$370	\$240	●
CNS	\$310	\$340	\$230	●
White fir/hem	\$333	\$350	\$300	●
Camprun	\$340	\$350	\$320	●
CNS	\$326	\$340	\$300	●
Cedar	\$685	\$800	\$585	●
Camprun	\$685	\$800	\$585	●
Lodgepole	\$317	\$360	\$230	●
Camprun	\$327	\$360	\$240	●
CNS	\$305	\$340	\$230	●
White pine	\$313	\$400	\$245	●
Camprun	\$320	\$400	\$250	●
CNS	\$298	\$324	\$245	●
Pine	\$284	\$350	\$230	●
Small saw	\$266	\$300	\$230	●
Large saw	\$308	\$350	\$280	●
E Spruce	\$316	\$350	\$230	●
Camprun	\$325	\$350	\$240	●
CNS	\$306	\$340	\$230	●
Conifer	\$213	\$213	\$213	●
Utility	\$213	\$213	\$213	●
Grand Total	\$338	\$800	\$213	91

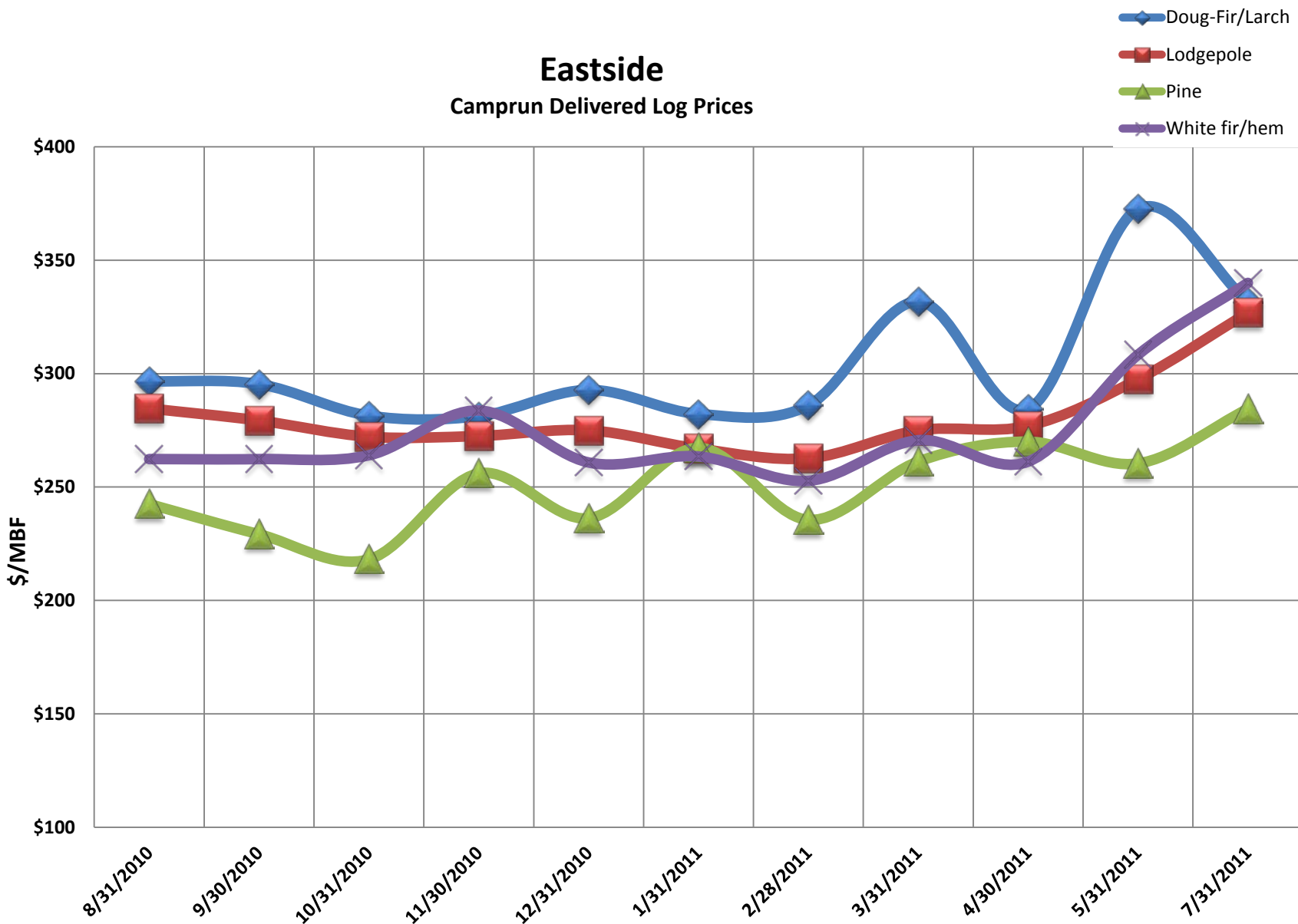
- 5 or more quotes
- 3 to 4 quotes
- 1 to 2 quotes

Care was used during compilation of this timber price sheet to ensure accuracy. However, DNR relied in part on information from outside sources and cannot accept responsibility for errors or omissions. Any use of this information is as is, with all faults, and without any warranty of its accuracy. DNR DISCLAIMS ALL WARRANTIES, EXPRESS OR IMPLIED, INCLUDING BUT NOT LIMITED TO IMPLIED WARRANTIES OF MERCHANTABILITY AND FITNESS FOR PARTICULAR PURPOSES.

Publish date: July 29, 2011

Note: Utility/pulp conversion factor used 8.5 Tons/mbf

Eastside Camprun Delivered Log Prices



Washington Dept. of Natural Resources
Mill log prices - Domestically Processed

Price Period	August-11
Marketing Region	PUGET

Species - Grade	\$/MBF			Number of Quotes
	Average	High	Low	
Doug-Fir	\$486	\$570	\$255	●
SM and Better	\$510	\$560	\$425	●
2 Saw	\$520	\$570	\$425	●
3 Saw	\$501	\$535	\$425	●
4 Saw/CNS	\$488	\$530	\$425	●
Util*	\$298	\$340	\$255	●
White wood	\$438	\$510	\$340	●
SM and Better	\$452	\$470	\$425	●
2 Saw	\$453	\$475	\$425	●
3 Saw	\$463	\$510	\$425	●
4 Saw/CNS	\$422	\$450	\$390	●
Util*	\$351	\$361	\$340	●
Spruce	\$392	\$450	\$340	●
SM and Better	\$390	\$390	\$390	●
2 Saw	\$390	\$390	\$390	●
3 Saw	\$420	\$450	\$390	●
4 Saw/CNS	\$390	\$390	\$390	●
Util*	\$340	\$340	\$340	●
Cedar	\$901	\$901	\$901	●
Camprun	\$901	\$901	\$901	●
Alder	\$603	\$751	\$213	●
2 Saw	\$713	\$751	\$688	●
3 Saw	\$675	\$675	\$675	●
4 Saw	\$600	\$658	\$450	●
Util*	\$213	\$213	\$213	●
Maple	\$391	\$475	\$213	●
2 Saw	\$475	\$475	\$475	●
3 Saw	\$450	\$450	\$450	●
4 Saw	\$425	\$425	\$425	●
Util*	\$213	\$213	\$213	●
Cotton Wood	\$213	\$213	\$213	●
Util*	\$213	\$213	\$213	●
Grand Total	\$472	\$901	\$213	67

- 5 or more quotes
- 3 to 4 quotes
- 1 to 2 quotes

Publish date: August 26, 2011

*Note: Utility price based on conversion factor of 9.0 tons/mbf

Care was used during compilation of this timber price sheet to ensure accuracy. However, DNR relied in part on information from outside sources and cannot accept responsibility for errors or omissions. Any use of this information is as is, with all faults, and without any warranty of its accuracy. DNR DISCLAIMS ALL WARRANTIES, EXPRESS OR IMPLIED, INCLUDING BUT NOT LIMITED TO IMPLIED WARRANTIES OF MERCHANTABILITY AND FITNESS FOR PARTICULAR PURPOSES.

Washington Dept. of Natural Resources
 Mill log prices - Domestically Processed

Price Period August-11
 Marketing Region COLUMBIA

Species - Grade	\$/MBF			Number of Quotes
	Average	High	Low	
Doug-Fir	\$507	\$573	\$425	●
SM and Better	\$537	\$573	\$475	●
2 Saw	\$509	\$561	\$475	●
3 Saw	\$509	\$561	\$450	●
4 Saw/CNS	\$472	\$520	\$425	●
White wood	\$426	\$575	\$325	●
SM and Better	\$483	\$575	\$425	●
2 Saw	\$419	\$524	\$350	●
3 Saw	\$425	\$525	\$335	●
4 Saw/CNS	\$392	\$429	\$325	●
Spruce	\$417	\$430	\$395	●
2 Saw	\$430	\$430	\$430	●
3 Saw	\$425	\$425	\$425	●
4 Saw/CNS	\$395	\$395	\$395	●
Cedar	\$776	\$902	\$650	●
Camprun	\$776	\$902	\$650	●
Grand Total	\$483	\$902	\$325	39

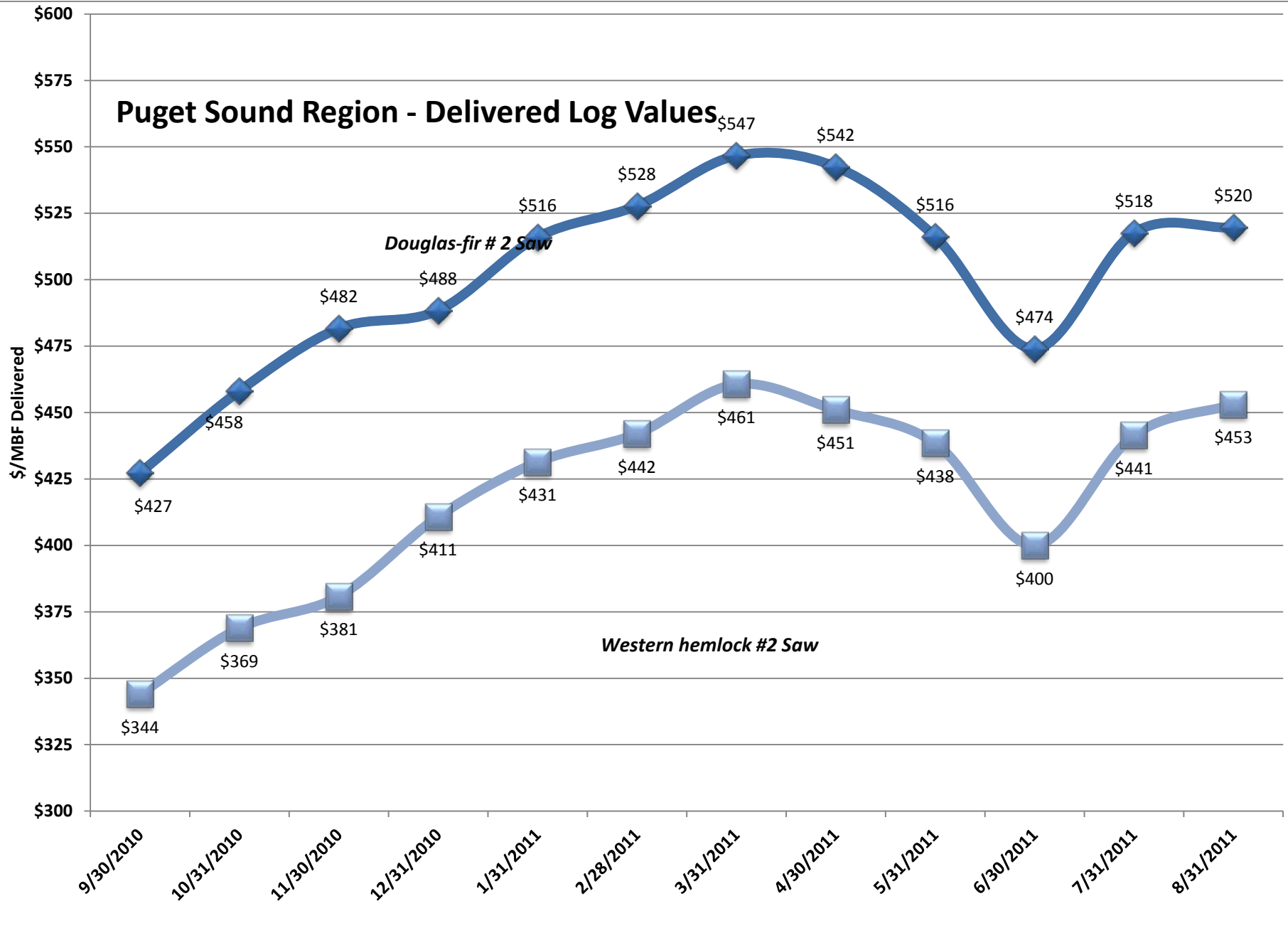
- 5 or more quotes
- 3 to 4 quotes
- 1 to 2 quotes

Publish date: August 26,2011

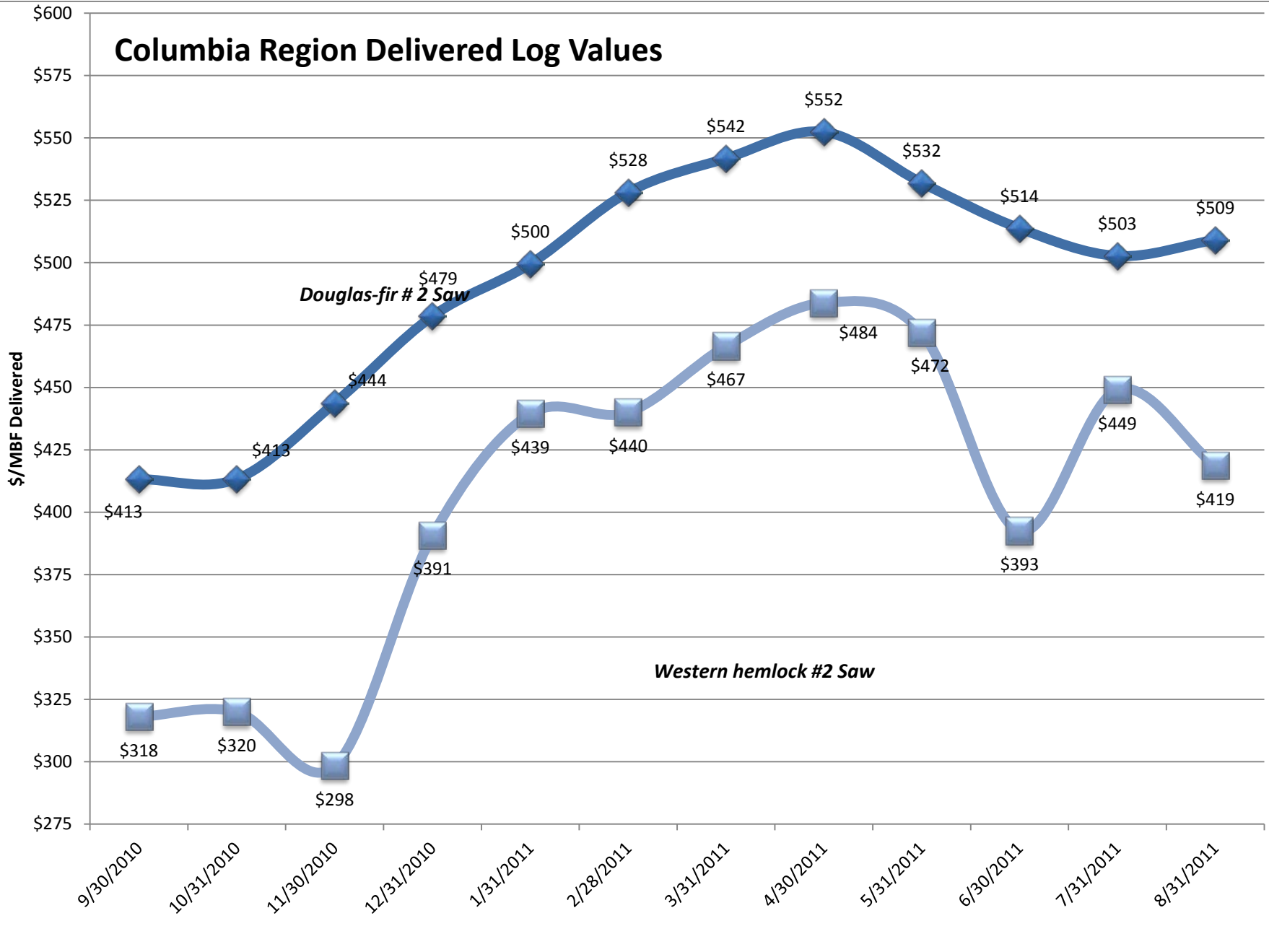
*Note: Utility price based on conversion factor of 9.0 tons/mbf

Care was used during compilation of this timber price sheet to ensure accuracy. However, DNR relied in part on information from outside sources and cannot accept responsibility for errors or omissions. Any use of this information is as is, with all faults, and without any warranty of its accuracy. DNR DISCLAIMS ALL WARRANTIES, EXPRESS OR IMPLIED, INCLUDING BUT NOT LIMITED TO IMPLIED WARRANTIES OF MERCHANTABILITY AND FITNESS FOR PARTICULAR PURPOSES.

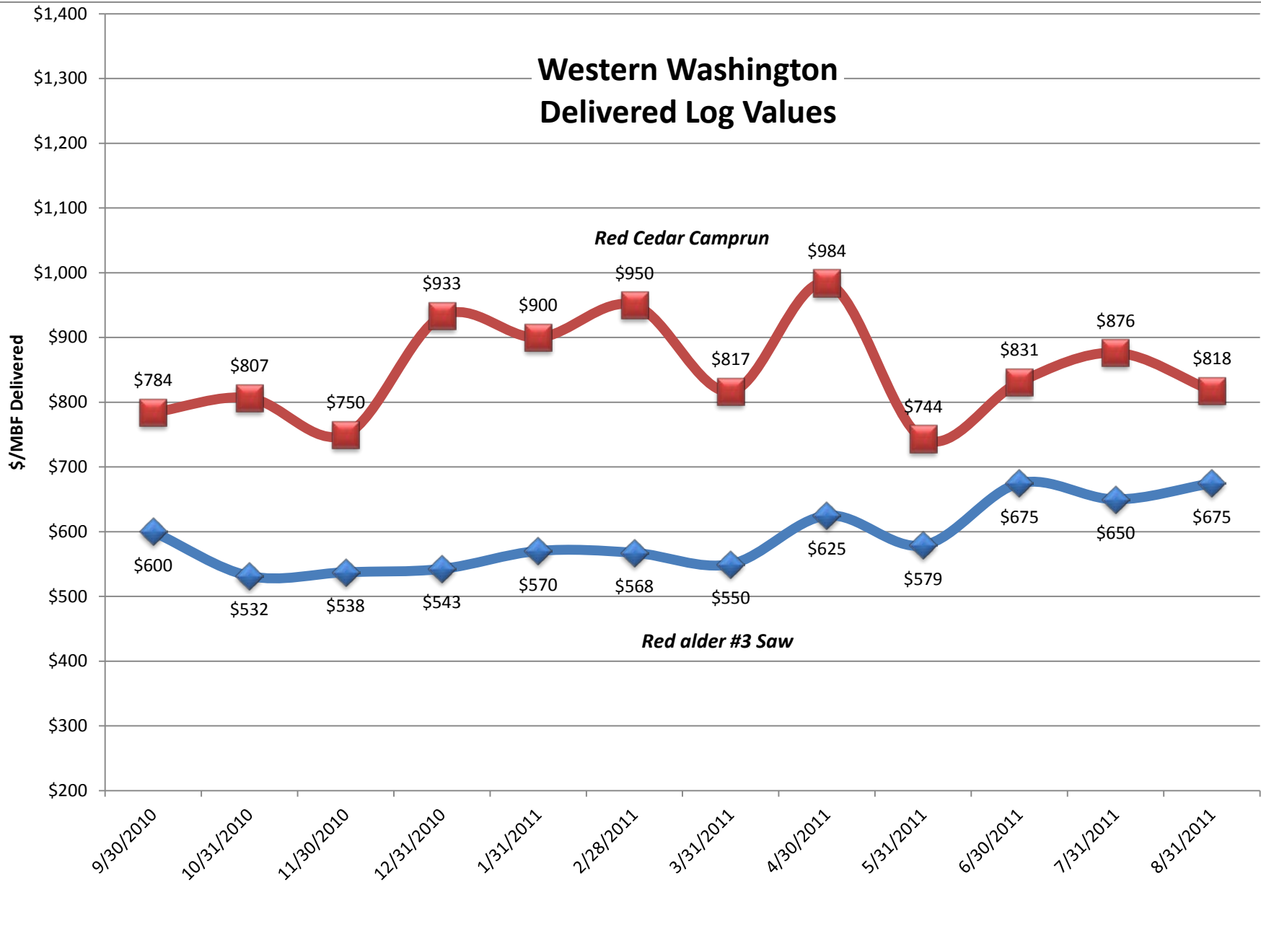
Puget Sound Region - Delivered Log Values



Columbia Region Delivered Log Values



Western Washington Delivered Log Values



Washington Dept. of Natural Resources
 Mill log prices - Domestically Processed

Price Period August-11
 Marketing Region EASTSIDE

Species - Sort	\$/MBF			Number of Quotes
	Average	High	Low	
Doug-Fir/Larch	\$329	\$360	\$270	●
Camprun	\$331	\$360	\$270	●
CNS	\$325	\$340	\$300	●
White fir/hem	\$321	\$360	\$200	●
Camprun	\$324	\$360	\$200	●
CNS	\$317	\$360	\$200	●
Cedar	\$673	\$800	\$585	●
Camprun	\$673	\$800	\$585	●
Lodgepole	\$319	\$360	\$240	●
Camprun	\$317	\$360	\$240	●
CNS	\$321	\$360	\$280	●
White pine	\$299	\$400	\$200	●
Camprun	\$299	\$400	\$200	●
Pine	\$269	\$300	\$200	●
Small saw	\$263	\$300	\$200	●
Large saw	\$282	\$300	\$265	●
E Spruce	\$319	\$360	\$240	●
Camprun	\$318	\$360	\$240	●
CNS	\$321	\$360	\$280	●
Conifer	\$298	\$425	\$213	●
Utility	\$298	\$425	\$213	●
Grand Total	\$342	\$800	\$200	82

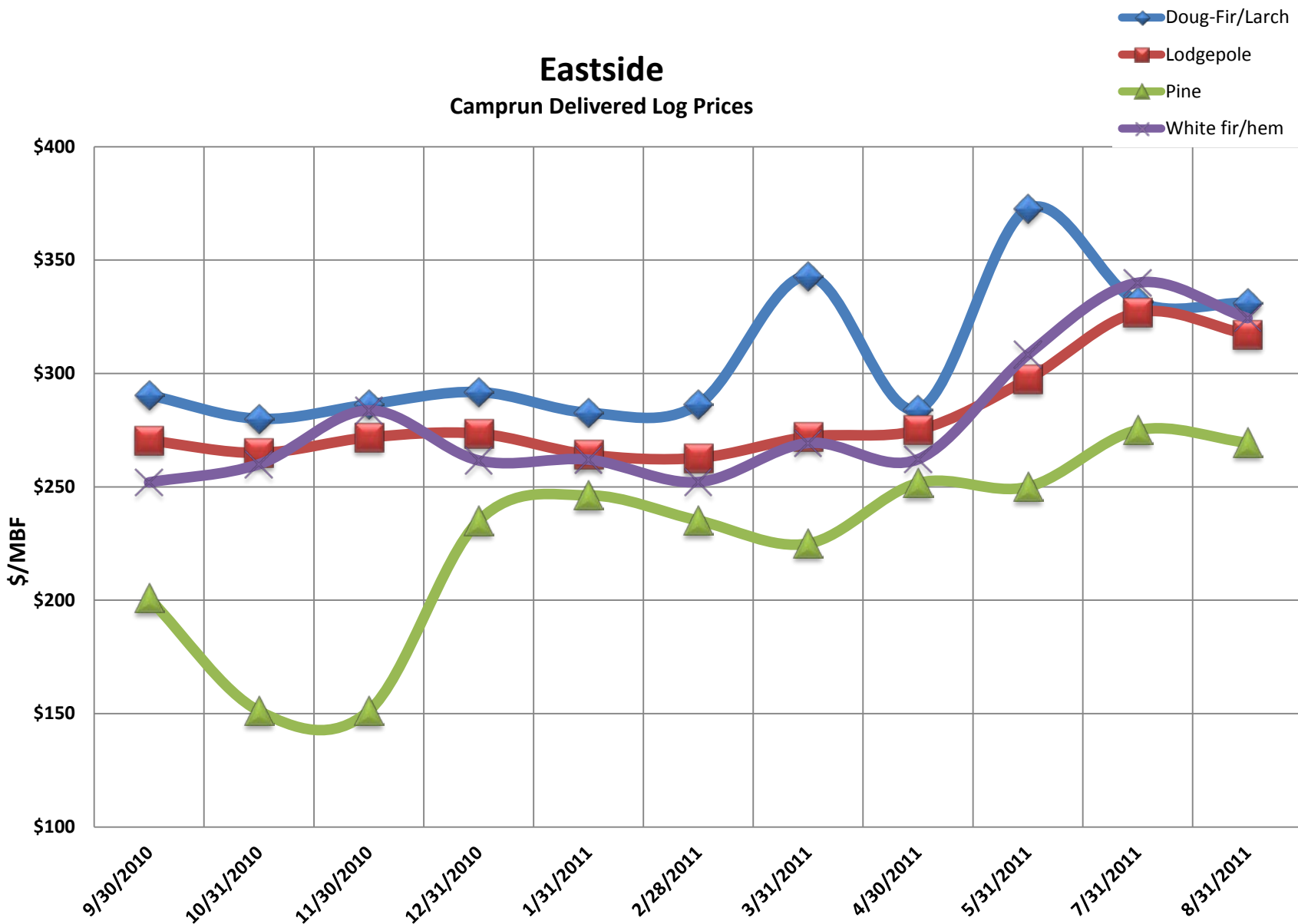
- 5 or more quotes
- 3 to 4 quotes
- 1 to 2 quotes

Care was used during compilation of this timber price sheet to ensure accuracy. However, DNR relied in part on information from outside sources and cannot accept responsibility for errors or omissions. Any use of this information is as is, with all faults, and without any warranty of its accuracy. DNR DISCLAIMS ALL WARRANTIES, EXPRESS OR IMPLIED, INCLUDING BUT NOT LIMITED TO IMPLIED WARRANTIES OF MERCHANTABILITY AND FITNESS FOR PARTICULAR PURPOSES.

Publish date: August 26, 2011

Note: Utility/pulp conversion factor used 8.5 Tons/mbf

Eastside Camprun Delivered Log Prices



Washington Dept. of Natural Resources
 Mill log prices - Domestically Processed

Price Period	September-11
Marketing Region	PUGET

Species - Grade	\$/MBF			Number of Quotes
	Average	High	Low	
Doug-Fir	\$524	\$599	\$440	●
SM and Better	\$577	\$599	\$546	●
2 Saw	\$517	\$560	\$475	●
3 Saw	\$530	\$580	\$440	●
4 Saw/CNS	\$493	\$530	\$440	●
White wood	\$437	\$500	\$350	●
2 Saw	\$435	\$460	\$390	●
3 Saw	\$451	\$500	\$350	●
4 Saw/CNS	\$423	\$470	\$350	●
Spruce	\$450	\$450	\$450	●
3 Saw	\$450	\$450	\$450	●
Cedar	\$833	\$900	\$803	●
Camprun	\$833	\$900	\$803	●
Alder	\$697	\$733	\$661	●
3 Saw	\$697	\$733	\$661	●
Maple	\$375	\$375	\$375	●
3 Saw	\$375	\$375	\$375	●
Hardwood	\$230	\$230	\$230	●
Util*	\$230	\$230	\$230	●
Conifer	\$357	\$357	\$357	●
Util*	\$357	\$357	\$357	●
Grand Total	\$516	\$900	\$230	48

- 5 or more quotes
- 3 to 4 quotes
- 1 to 2 quotes

Publish date: September 30, 2011

*Note: Utility price based on conversion factor of 9.0 tons/mbf

Care was used during compilation of this timber price sheet to ensure accuracy. However, DNR relied in part on information from outside sources and cannot accept responsibility for errors or omissions. Any use of this information is as is, with all faults, and without any warranty of its accuracy. DNR DISCLAIMS ALL WARRANTIES, EXPRESS OR IMPLIED, INCLUDING BUT NOT LIMITED TO IMPLIED WARRANTIES OF MERCHANTABILITY AND FITNESS FOR PARTICULAR PURPOSES.

Washington Dept. of Natural Resources

Mill log prices - Domestically Processed

Price Period	September-11
Marketing Region	COLUMBIA

Species - Grade	\$/MBF			Number of Quotes
	Average	High	Low	
Doug-Fir	\$525	\$564	\$475	●
SM and Better	\$564	\$564	\$564	●
2 Saw	\$527	\$564	\$500	●
3 Saw	\$534	\$564	\$500	●
4 Saw/CNS	\$495	\$520	\$475	●
White wood	\$401	\$415	\$375	●
2 Saw	\$388	\$400	\$375	●
3 Saw	\$408	\$415	\$400	●
4 Saw/CNS	\$408	\$415	\$400	●
Spruce	\$427	\$440	\$400	●
2 Saw	\$400	\$400	\$400	●
3 Saw	\$440	\$440	\$440	●
4 Saw/CNS	\$440	\$440	\$440	●
Cedar	\$745	\$750	\$740	●
Camprun	\$745	\$750	\$740	●
Hardwood	\$230	\$230	\$230	●
Util*	\$230	\$230	\$230	●
Conifer	\$425	\$425	\$425	●
Util*	\$425	\$425	\$425	●
Grand Total	\$488	\$750	\$230	27

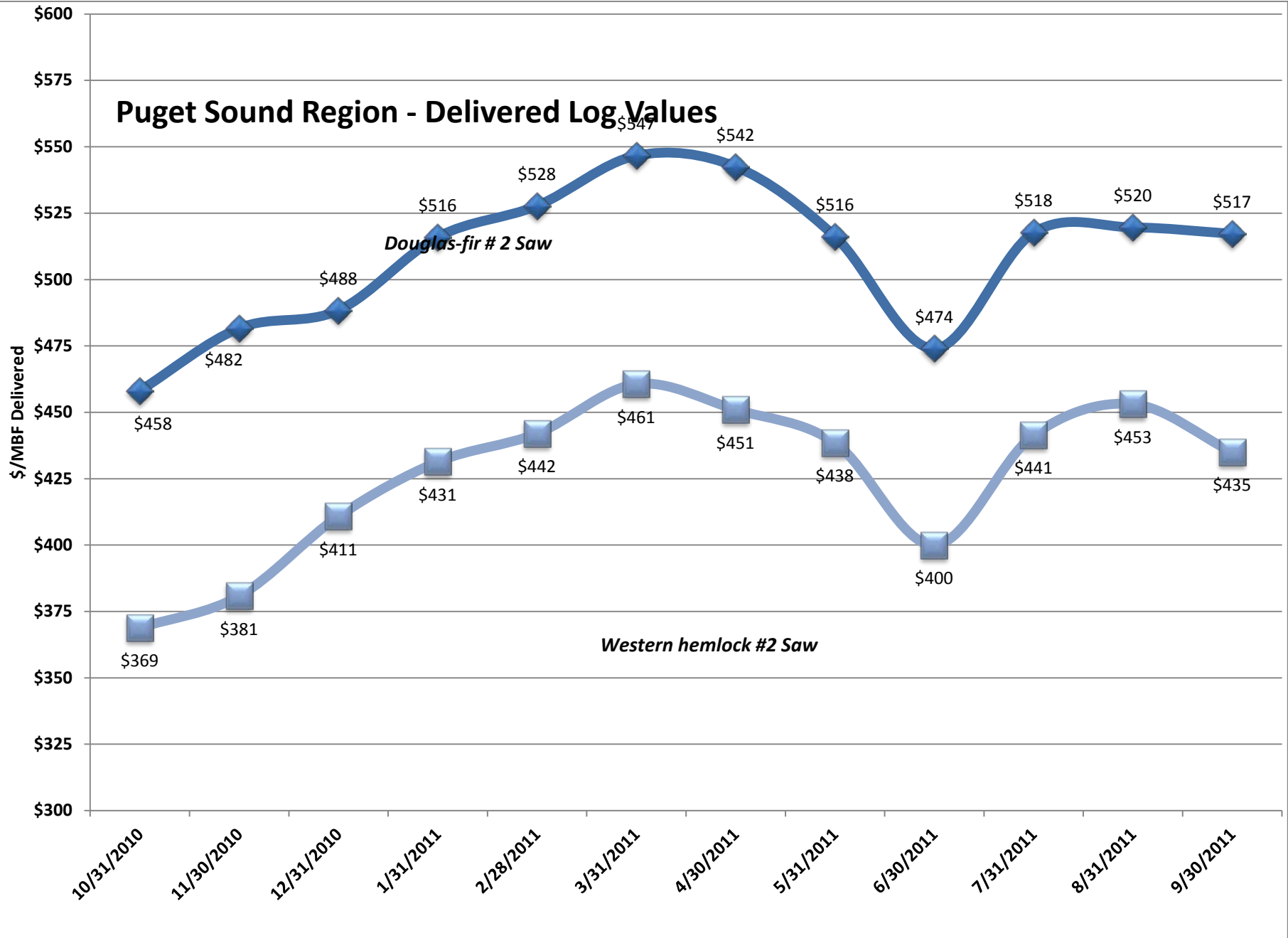
- 5 or more quotes
- 3 to 4 quotes
- 1 to 2 quotes

Publish date: September 30, 2011

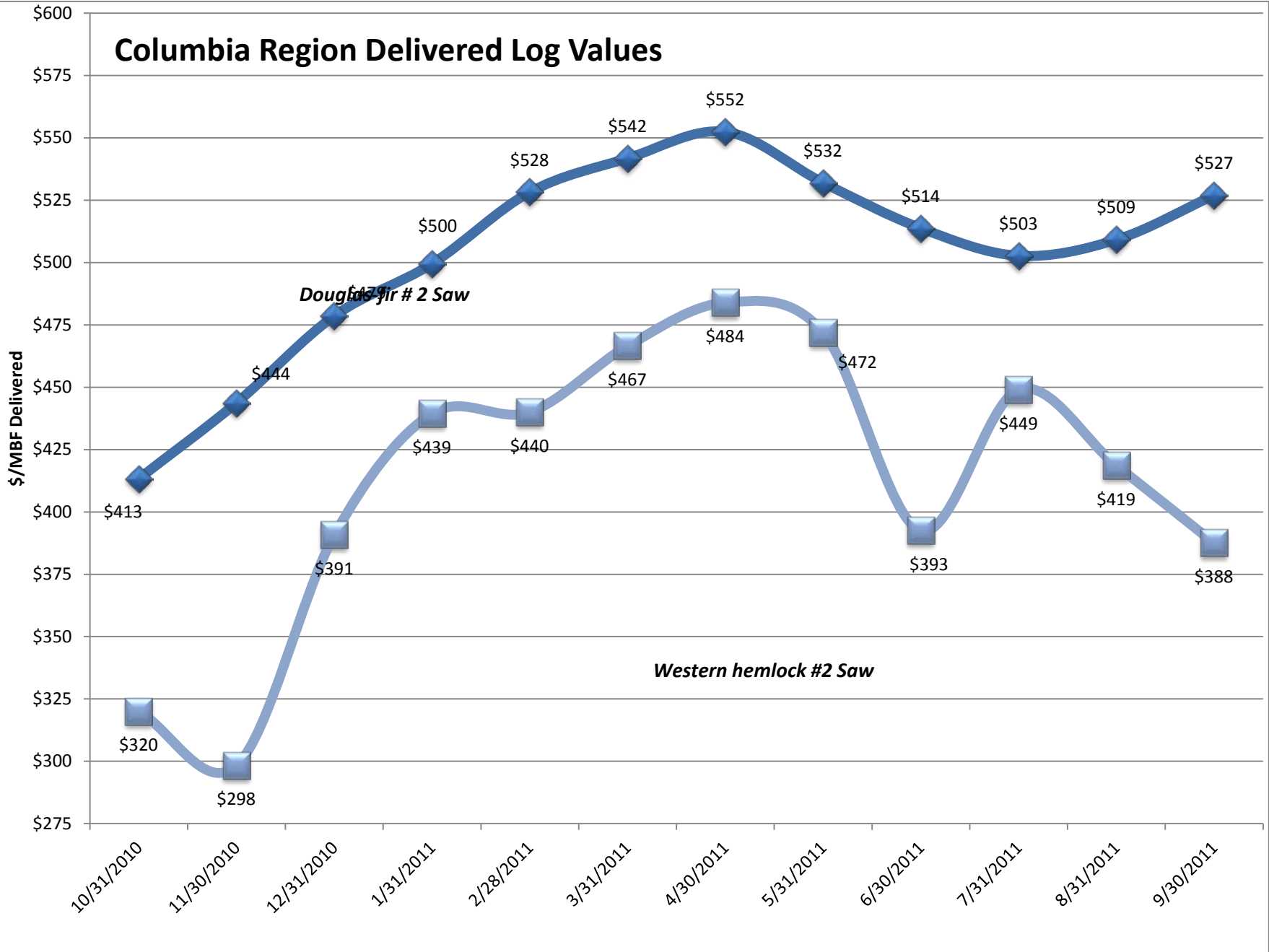
*Note: Utility price based on conversion factor of 9.0 tons/mbf

Care was used during compilation of this timber price sheet to ensure accuracy. However, DNR relied in part on information from outside sources and cannot accept responsibility for errors or omissions. Any use of this information is as is, with all faults, and without any warranty of its accuracy. DNR DISCLAIMS ALL WARRANTIES, EXPRESS OR IMPLIED, INCLUDING BUT NOT LIMITED TO IMPLIED WARRANTIES OF MERCHANTABILITY AND FITNESS FOR PARTICULAR PURPOSES.

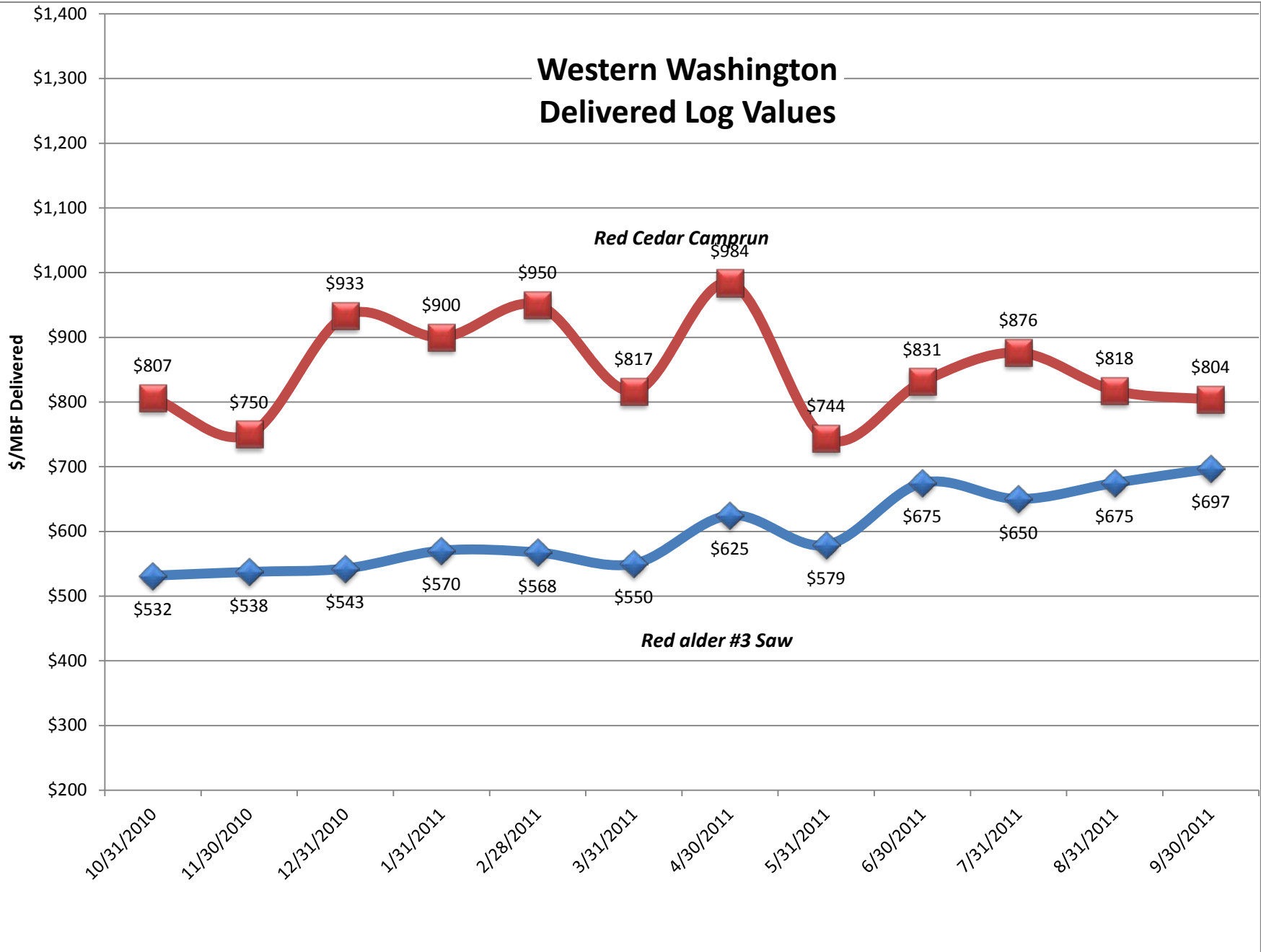
Puget Sound Region - Delivered Log Values



Columbia Region Delivered Log Values



Western Washington Delivered Log Values



Washington Dept. of Natural Resources

Mill log prices - Domestically Processed

Price Period	September-11
Marketing Region	EASTSIDE

Species - Sort	\$/MBF			Number of Quotes
	Average	High	Low	
Doug-Fir/Larch	\$338	\$360	\$260	●
Camprun	\$334	\$360	\$260	●
CNS	\$350	\$360	\$340	●
White fir/hem	\$348	\$360	\$330	●
Camprun	\$347	\$360	\$330	●
CNS	\$350	\$360	\$340	●
Cedar	\$639	\$800	\$350	●
Camprun	\$639	\$800	\$350	●
Lodgepole	\$328	\$360	\$230	●
Camprun	\$321	\$360	\$230	●
CNS	\$350	\$360	\$340	●
White pine	\$306	\$400	\$200	●
Camprun	\$306	\$400	\$200	●
Pine	\$269	\$320	\$200	●
Small saw	\$270	\$320	\$200	●
Large saw	\$267	\$300	\$200	●
E Spruce	\$330	\$360	\$230	●
Camprun	\$323	\$360	\$230	●
CNS	\$350	\$360	\$340	●
Grand Total	\$358	\$800	\$200	51

- 5 or more quotes
- 3 to 4 quotes
- 1 to 2 quotes

Care was used during compilation of this timber price sheet to ensure accuracy. However, DNR relied in part on information from outside sources and cannot accept responsibility for errors or omissions. Any use of this information is as is, with all faults, and without any warranty of its accuracy. DNR DISCLAIMS ALL WARRANTIES, EXPRESS OR IMPLIED, INCLUDING BUT NOT LIMITED TO IMPLIED WARRANTIES OF MERCHANTABILITY AND FITNESS FOR PARTICULAR PURPOSES.

Publish date: Sept 30, 2011

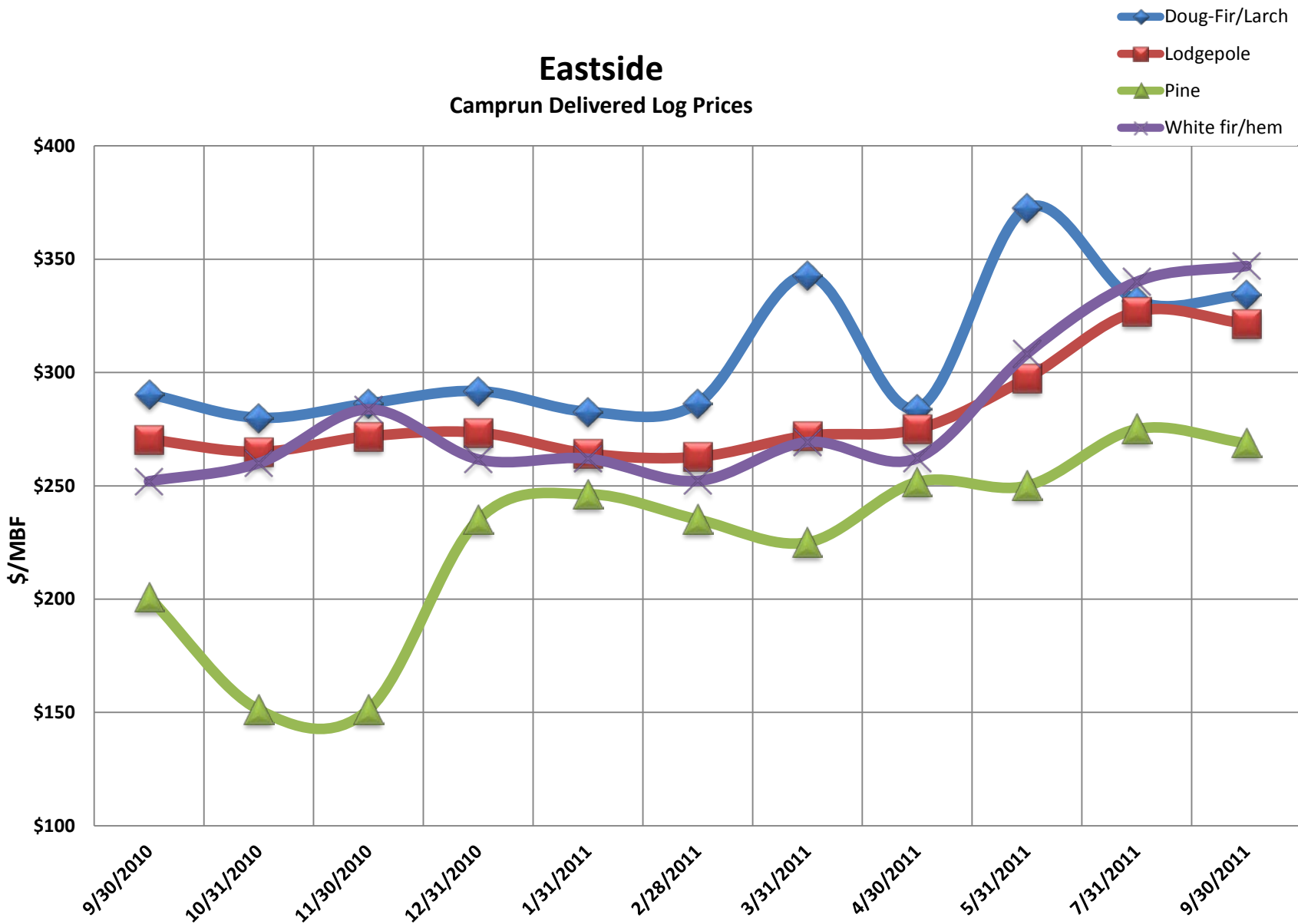
Note: Utility/pulp conversion factor used 8.5 Tons/mbf

Washington Dept. of Natural Resources

Mill log prices - Domestically Processed






























Eastside




Camprun Delivered Log Prices



Washington Dept. of Natural Resources

Mill log prices - Domestically Processed

Price Period		October-11			
Coast Marketing Area					
Species - Grade	\$/MBF			Number of Quotes	
	Average	High	Low		
Doug-Fir	\$535	\$1,111	\$400		
SM and Better	\$548	\$622	\$420		
2 Saw	\$508	\$562	\$435		
3 Saw	\$503	\$570	\$400		
4 Saw/CNS	\$478	\$530	\$400		
Pole	\$949	\$1,111	\$851		
White wood	\$429	\$520	\$325		
SM and Better	\$473	\$520	\$425		
2 Saw	\$422	\$475	\$350		
3 Saw	\$431	\$500	\$325		
4 Saw/CNS	\$423	\$476	\$325		
Spruce	\$416	\$450	\$395		
2 Saw	\$398	\$400	\$395		
3 Saw	\$428	\$450	\$395		
4 Saw/CNS	\$418	\$440	\$395		
Cedar	\$863	\$950	\$775		
Camprun	\$863	\$950	\$775		
Alder	\$631	\$700	\$500		
2 Saw	\$700	\$700	\$700		
3 Saw	\$675	\$675	\$675		
4 Saw	\$575	\$650	\$500		
Maple	\$425	\$475	\$350		
2 Saw	\$475	\$475	\$475		
3 Saw	\$450	\$450	\$450		
4 Saw	\$388	\$425	\$350		
Hardwood	\$360	\$378	\$342		
Util*	\$360	\$378	\$342		
Conifer	\$405	\$423	\$387		
Util*	\$405	\$423	\$387		
Grand Total	\$494	\$1,111	\$325	97	

-  5 or more quotes
-  3 to 4 quotes
-  1 to 2 quotes

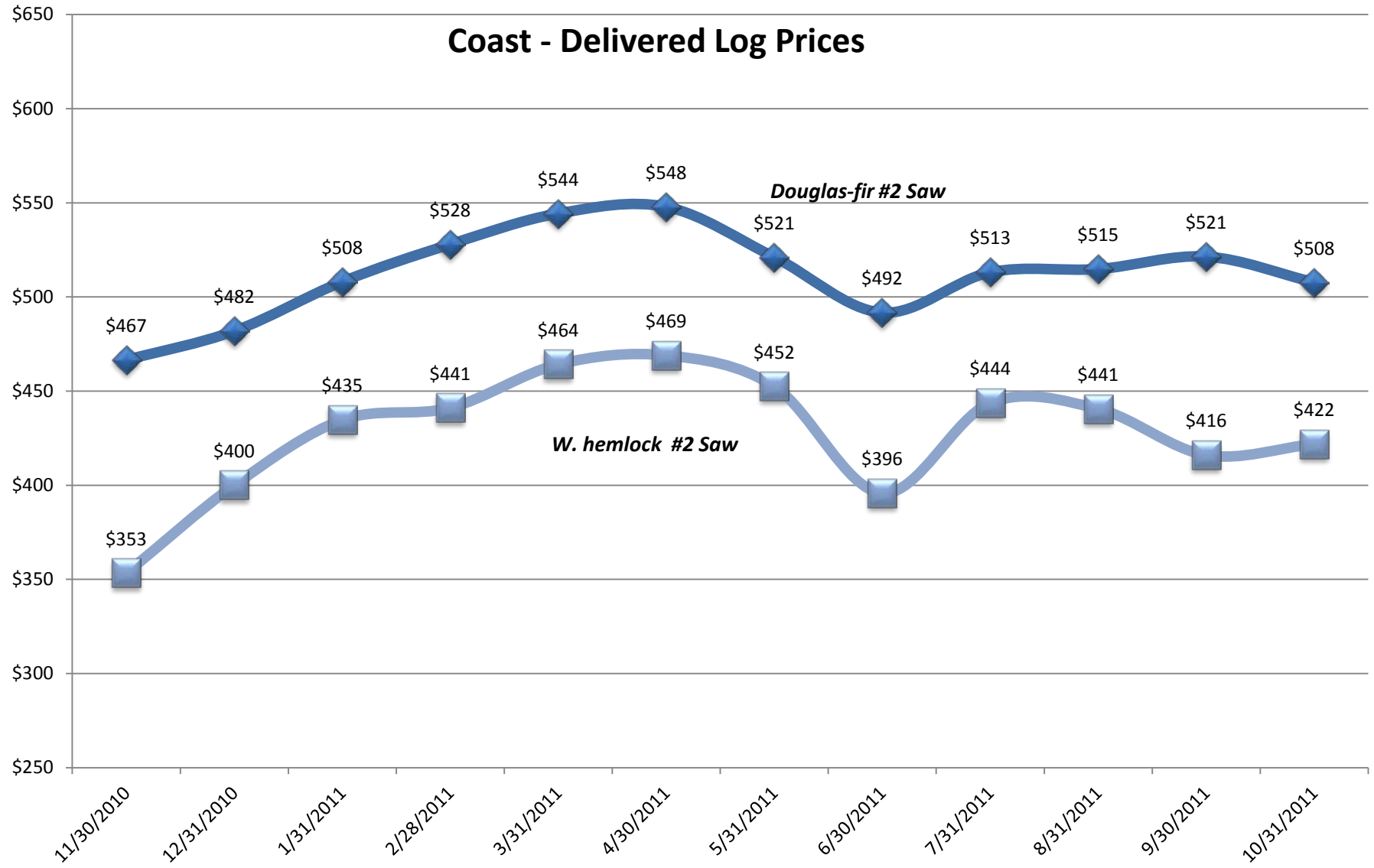
Publish date: October 31, 2011

*Note: Utility price based on conversion factor of 9.0 tons/mbf

Care was used during compilation of this timber price sheet to ensure accuracy. However, DNR relied in part on information from outside sources and cannot accept responsibility for errors or omissions. Any use of this information is as is, with all faults, and without any warranty of its accuracy. DNR DISCLAIMS ALL WARRANTIES, EXPRESS OR IMPLIED, INCLUDING BUT NOT LIMITED TO IMPLIED WARRANTIES OF MERCHANTABILITY AND FITNESS FOR PARTICULAR PURPOSES.

Region Cd Grade_Cd

Average of Price/MBF



Price Per.

Coast - Delivered Log Prices

\$/MBF

\$1,200
\$1,100
\$1,000
\$900
\$800
\$700
\$600
\$500
\$400

11/30/2010 12/31/2010 1/31/2011 2/28/2011 3/31/2011 4/30/2011 5/31/2011 6/30/2011 7/31/2011 8/31/2011 9/30/2011 10/31/2011

Cedar #3 Saw

Alder #3 Saw



Washington Dept. of Natural Resources

Mill log prices - Domestically Processed

Price Period	October-11
Marketing Region	EASTSIDE

Species - Sort	\$/MBF			Number of Quotes
	Average	High	Low	
Doug-Fir/Larch	\$331	\$360	\$240	●
Camprun	\$329	\$360	\$240	●
CNS	\$338	\$360	\$325	●
White fir/hem	\$342	\$360	\$325	●
Camprun	\$344	\$360	\$330	●
CNS	\$338	\$360	\$325	●
Cedar	\$488	\$700	\$340	●
Camprun	\$488	\$700	\$340	●
Lodgepole	\$324	\$360	\$230	●
Camprun	\$319	\$360	\$230	●
CNS	\$335	\$360	\$320	●
White pine	\$259	\$345	\$200	●
Camprun	\$289	\$345	\$200	●
CNS	\$200	\$200	\$200	●
Pine	\$208	\$310	\$150	●
Small saw	\$208	\$310	\$150	●
Large saw	\$208	\$280	\$150	●
E Spruce	\$329	\$360	\$230	●
Camprun	\$327	\$360	\$230	●
CNS	\$335	\$360	\$320	●
Conifer	\$252	\$298	\$213	●
Utility	\$252	\$298	\$213	●
Grand Total	\$315	\$700	\$150	61

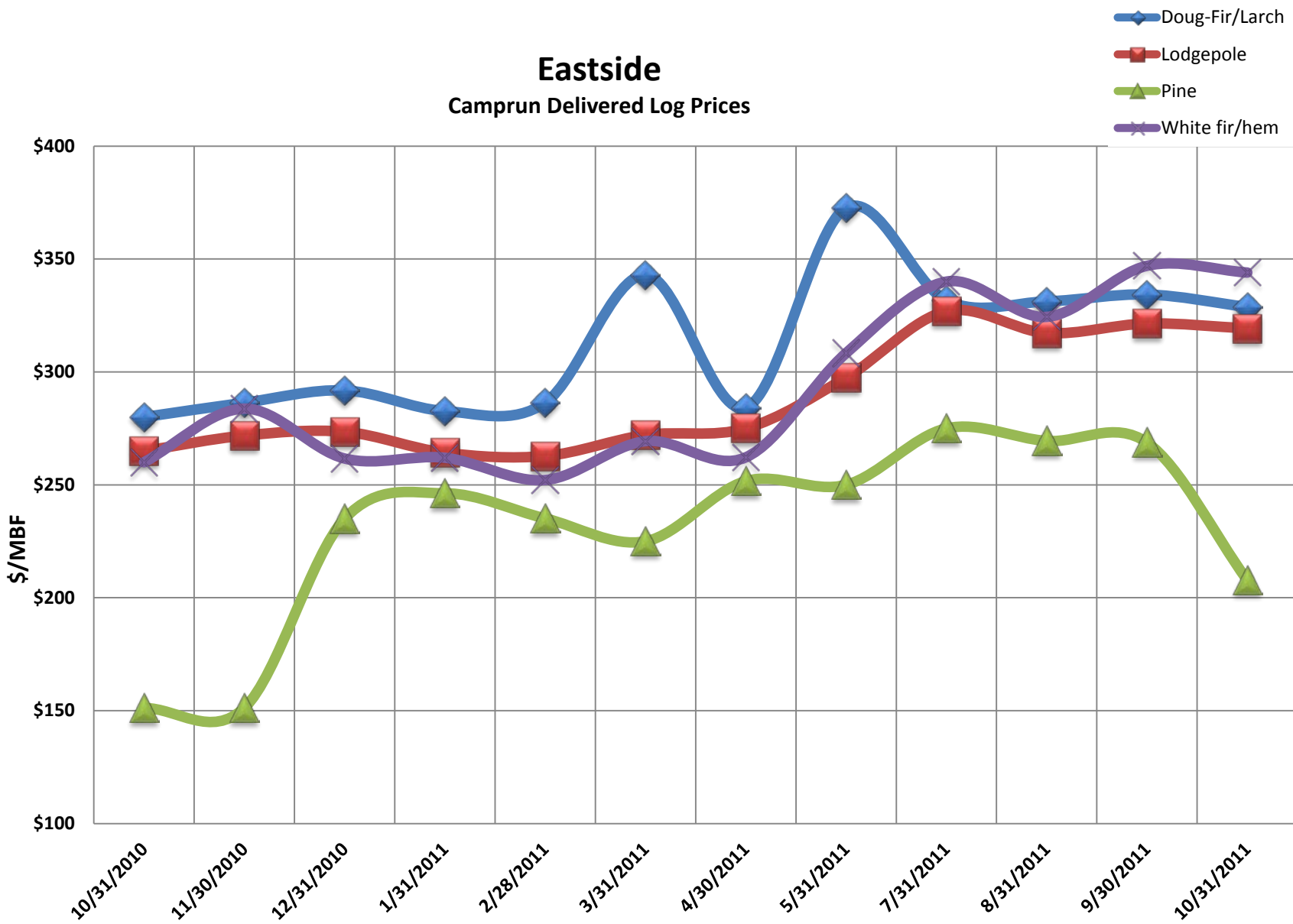
- 5 or more quotes
- 3 to 4 quotes
- 1 to 2 quotes

Care was used during compilation of this timber price sheet to ensure accuracy. However, DNR relied in part on information from outside sources and cannot accept responsibility for errors or omissions. Any use of this information is as is, with all faults, and without any warranty of its accuracy. DNR DISCLAIMS ALL WARRANTIES, EXPRESS OR IMPLIED, INCLUDING BUT NOT LIMITED TO IMPLIED WARRANTIES OF MERCHANTABILITY AND FITNESS FOR PARTICULAR PURPOSES.

Publish date: October 31, 2011

Note: Utility/pulp conversion factor used 8.5 Tons/mbf

Eastside Camprun Delivered Log Prices



Washington Dept. of Natural Resources

Mill log prices - Domestically Processed

Price Period November-11

Coast Marketing Area

Species - Grade	\$/MBF			Number of Quotes
	Average	High	Low	
Doug-Fir	\$482	\$620	\$360	●
SM and Better	\$528	\$620	\$425	●
2 Saw	\$492	\$540	\$425	●
3 Saw	\$485	\$550	\$400	●
4 Saw/CNS	\$461	\$520	\$400	●
Util*	\$360	\$360	\$360	●
White wood	\$425	\$500	\$325	●
SM and Better	\$453	\$500	\$425	●
2 Saw	\$426	\$475	\$370	●
3 Saw	\$426	\$475	\$325	●
4 Saw/CNS	\$420	\$476	\$325	●
Util*	\$360	\$360	\$360	●
Spruce	\$405	\$500	\$338	●
SM and Better	\$500	\$500	\$500	●
2 Saw	\$395	\$440	\$356	●
3 Saw	\$396	\$450	\$338	●
4 Saw/CNS	\$415	\$440	\$390	●
Util*	\$360	\$360	\$360	●
Cedar	\$838	\$950	\$700	●
Camprun	\$838	\$950	\$700	●
Alder	\$560	\$725	\$225	●
2 Saw	\$713	\$725	\$700	●
3 Saw	\$663	\$700	\$600	●
4 Saw	\$552	\$675	\$450	●
Util*	\$243	\$270	\$225	●
Maple	\$373	\$500	\$198	●
2 Saw	\$444	\$500	\$350	●
3 Saw	\$411	\$450	\$350	●
4 Saw	\$371	\$425	\$300	●
Util*	\$231	\$270	\$198	●
Cotton Wood	\$225	\$225	\$225	●
Util*	\$225	\$225	\$225	●
Grand Total	\$465	\$950	\$198	129

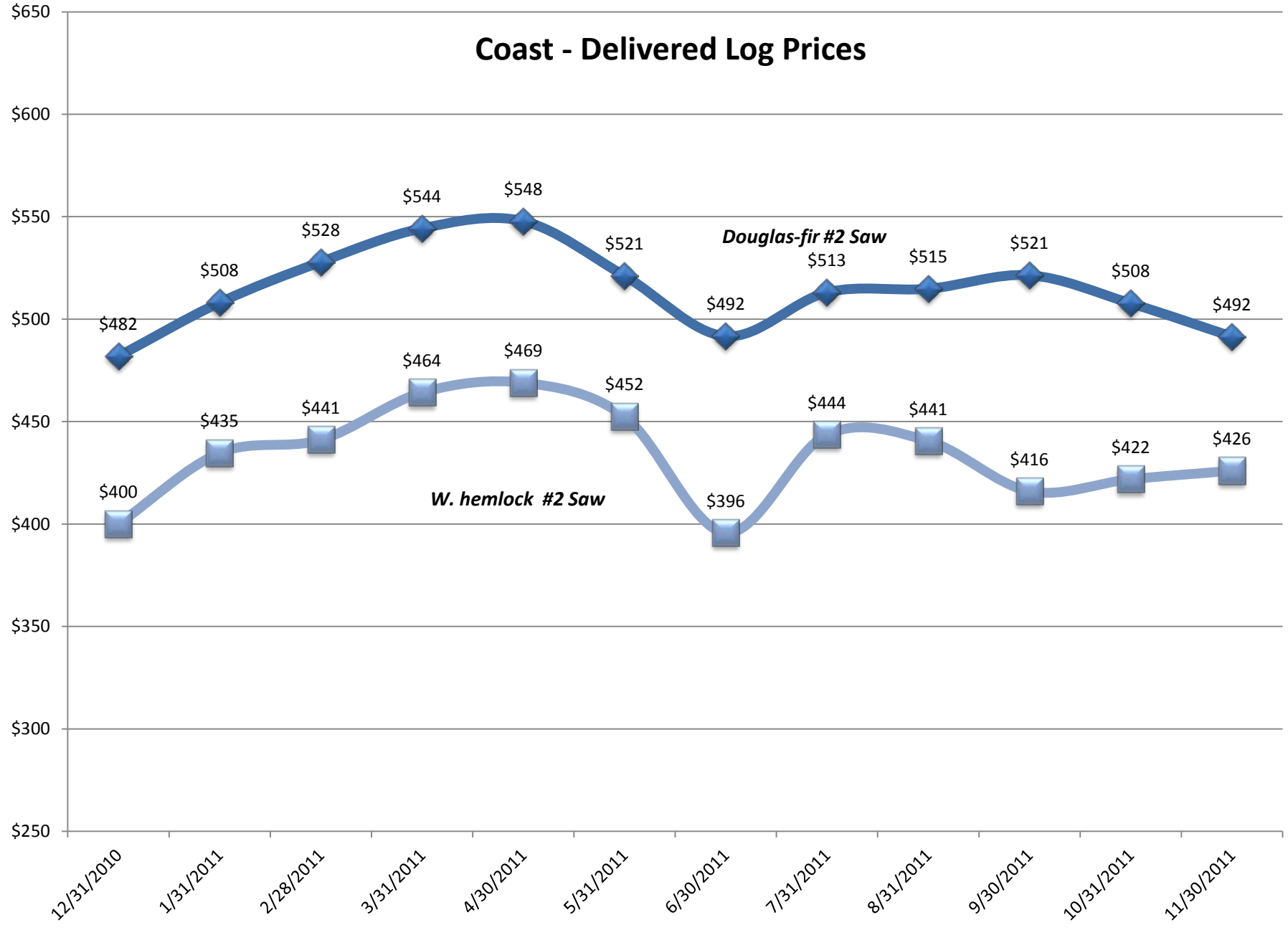
- 5 or more quotes
- 3 to 4 quotes
- 1 to 2 quotes

Publish date: November 30, 2011

*Note: Utility price based on conversion factor of 9.0 tons/mbf

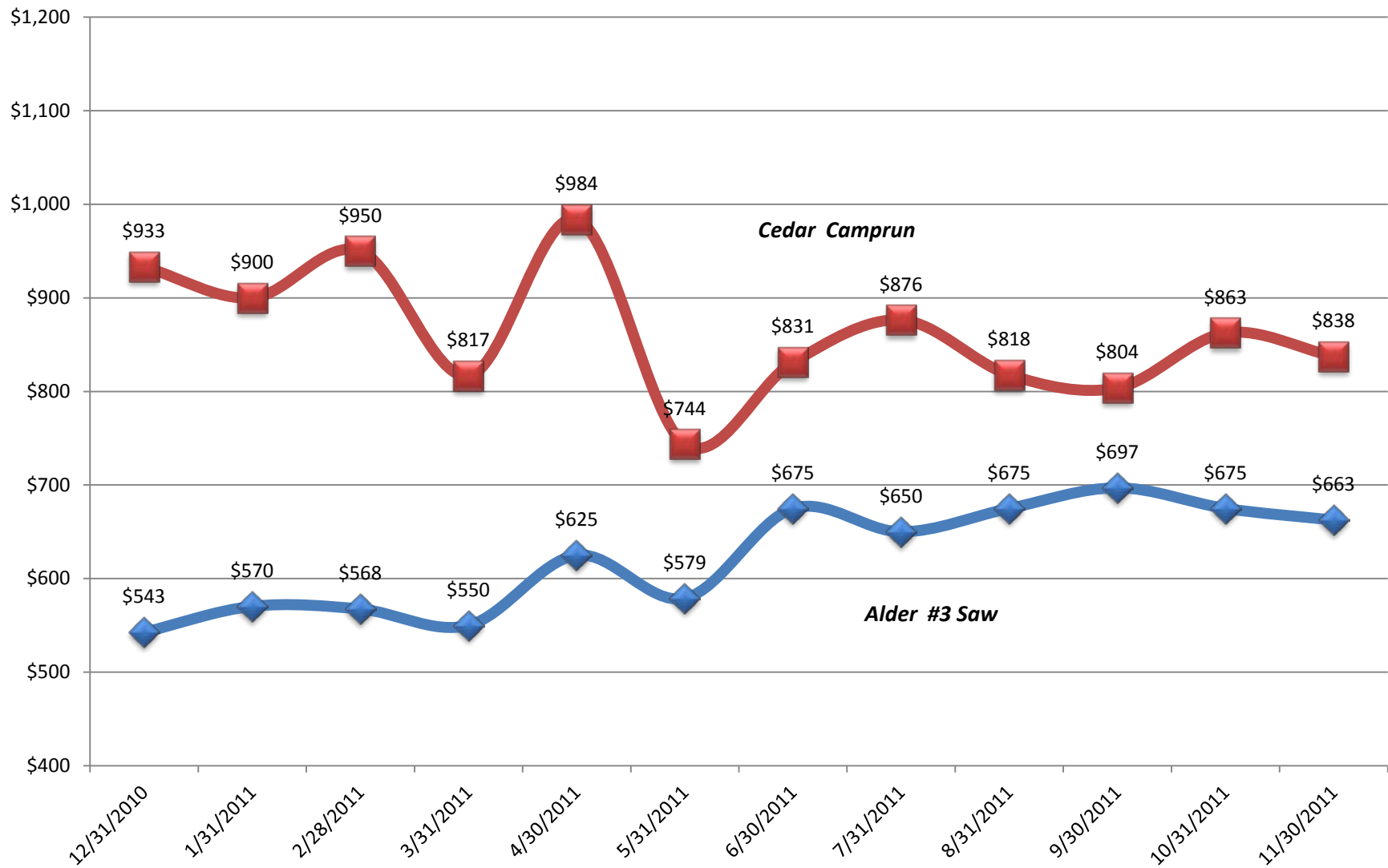
Care was used during compilation of this timber price sheet to ensure accuracy. However, DNR relied in part on information from outside sources and cannot accept responsibility for errors or omissions. Any use of this information is as is, with all faults, and without any warranty of its accuracy. DNR DISCLAIMS ALL WARRANTIES, EXPRESS OR IMPLIED, INCLUDING BUT NOT LIMITED TO IMPLIED WARRANTIES OF MERCHANTABILITY AND FITNESS FOR PARTICULAR PURPOSES.

Coast - Delivered Log Prices



Coast - Delivered Log Prices

\$/MBF



Washington Dept. of Natural Resources

Mill log prices - Domestically Processed

Price Period	November-11
Marketing Region	EASTSIDE

Species - Sort	\$/MBF			Number of Quotes
	Average	High	Low	
Doug-Fir/Larch	\$338	\$370	\$240	●
Camprun	\$338	\$370	\$240	●
CNS	\$335	\$350	\$320	●
White fir/hem	\$341	\$360	\$320	●
Camprun	\$340	\$360	\$325	●
CNS	\$343	\$360	\$320	●
Cedar	\$596	\$700	\$500	●
Camprun	\$596	\$700	\$500	●
Lodgepole	\$319	\$360	\$230	●
Camprun	\$315	\$360	\$230	●
CNS	\$330	\$360	\$280	●
White pine	\$301	\$400	\$200	●
Camprun	\$301	\$400	\$200	●
Pine	\$266	\$310	\$200	●
Small saw	\$253	\$310	\$200	●
Large saw	\$293	\$300	\$280	●
E Spruce	\$334	\$340	\$325	●
Camprun	\$334	\$340	\$325	●
Spruce	\$335	\$360	\$280	●
Camprun	\$340	\$360	\$310	●
CNS	\$330	\$360	\$280	●
Conifer	\$340	\$383	\$255	●
Utility	\$340	\$383	\$255	●
Grand Total	\$341	\$700	\$200	66

- 5 or more quotes
- 3 to 4 quotes
- 1 to 2 quotes

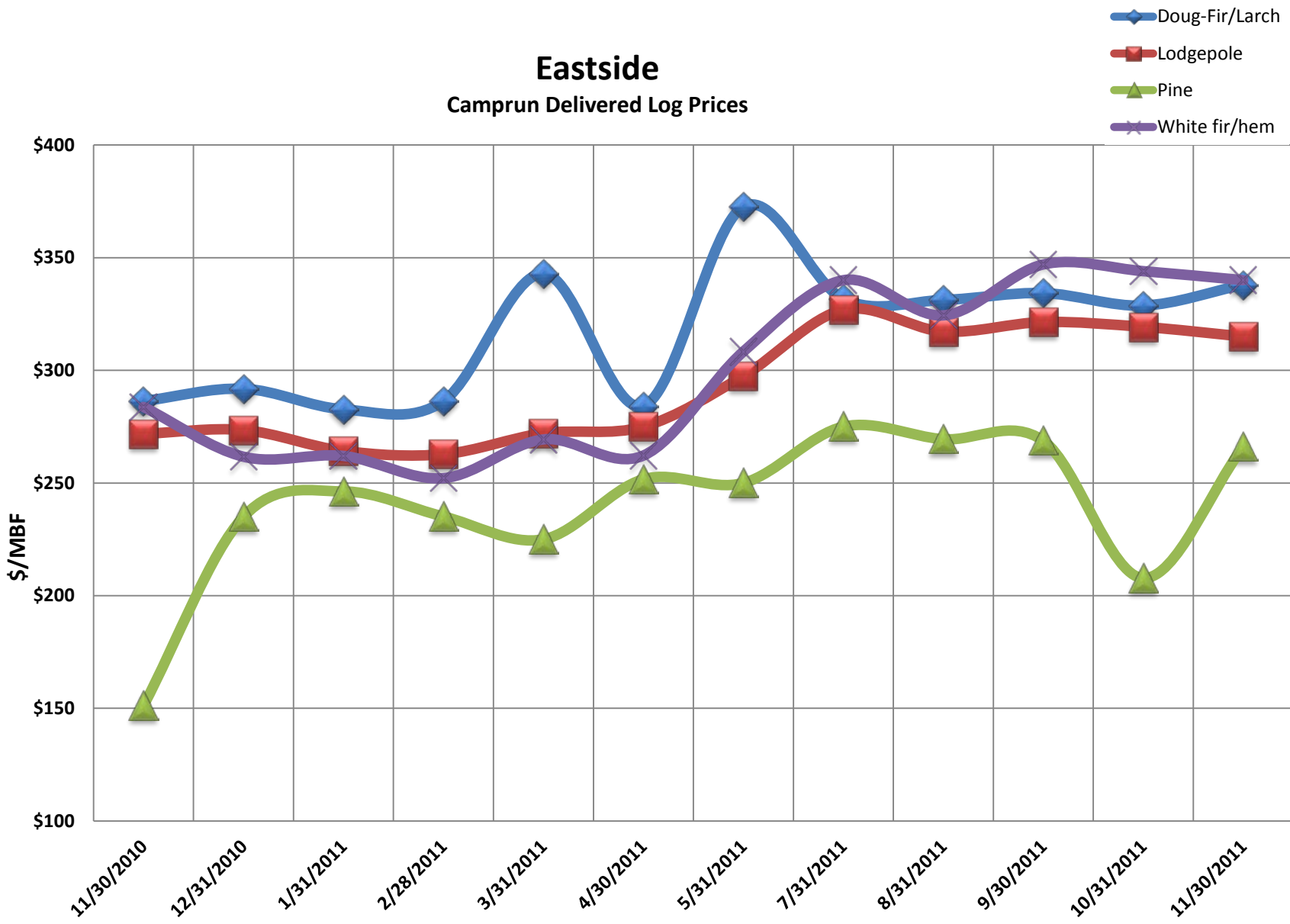
Care was used during compilation of this timber price sheet to ensure accuracy. However, DNR relied in part on information from outside sources and cannot accept responsibility for errors or omissions. Any use of this information is as is, with all faults, and without any warranty of its accuracy. DNR DISCLAIMS ALL WARRANTIES, EXPRESS OR IMPLIED, INCLUDING BUT NOT LIMITED TO IMPLIED WARRANTIES OF MERCHANTABILITY AND FITNESS FOR PARTICULAR PURPOSES.

Publish date: November 30, 2011

Note: Utility/pulp conversion factor used 8.5 Tons/mbf

Eastside

Camprun Delivered Log Prices



Washington Dept. of Natural Resources

Mill log prices - Domestically Processed

Price Period December-11

Coast Marketing Area

Species - Grade	\$/MBF			Number of Quotes
	Average	High	Low	
Doug-Fir	\$550	\$1,222	\$360	●
SM and Better	\$566	\$635	\$450	●
2 Saw	\$493	\$540	\$415	●
3 Saw	\$479	\$550	\$400	●
4 Saw/CNS	\$475	\$520	\$400	●
Util*	\$360	\$360	\$360	●
Pole	\$1,042	\$1,222	\$900	● **
White wood	\$412	\$476	\$325	●
SM and Better	\$450	\$475	\$425	●
2 Saw	\$407	\$460	\$325	●
3 Saw	\$419	\$475	\$325	●
4 Saw/CNS	\$405	\$476	\$325	●
Util*	\$360	\$360	\$360	●
Spruce	\$389	\$425	\$360	●
2 Saw	\$360	\$360	\$360	●
3 Saw	\$413	\$425	\$400	●
4 Saw/CNS	\$395	\$400	\$390	●
Util*	\$360	\$360	\$360	●
Cedar	\$812	\$950	\$700	●
Camprun	\$812	\$950	\$700	●
Alder	\$560	\$725	\$225	●
2 Saw	\$725	\$725	\$725	●
3 Saw	\$700	\$700	\$700	●
4 Saw	\$575	\$675	\$475	●
Util*	\$225	\$225	\$225	●
Maple	\$370	\$450	\$225	●
2 Saw	\$450	\$450	\$450	●
3 Saw	\$425	\$425	\$425	●
4 Saw	\$375	\$400	\$350	●
Util*	\$225	\$225	\$225	●
Cotton Wood	\$225	\$225	\$225	●
Util*	\$225	\$225	\$225	●
Conifer	\$342	\$414	\$270	●
Util*	\$342	\$414	\$270	●
Grand Total	\$502	\$1,222	\$225	102

- 5 or more quotes
- 3 to 4 quotes
- 1 to 2 quotes

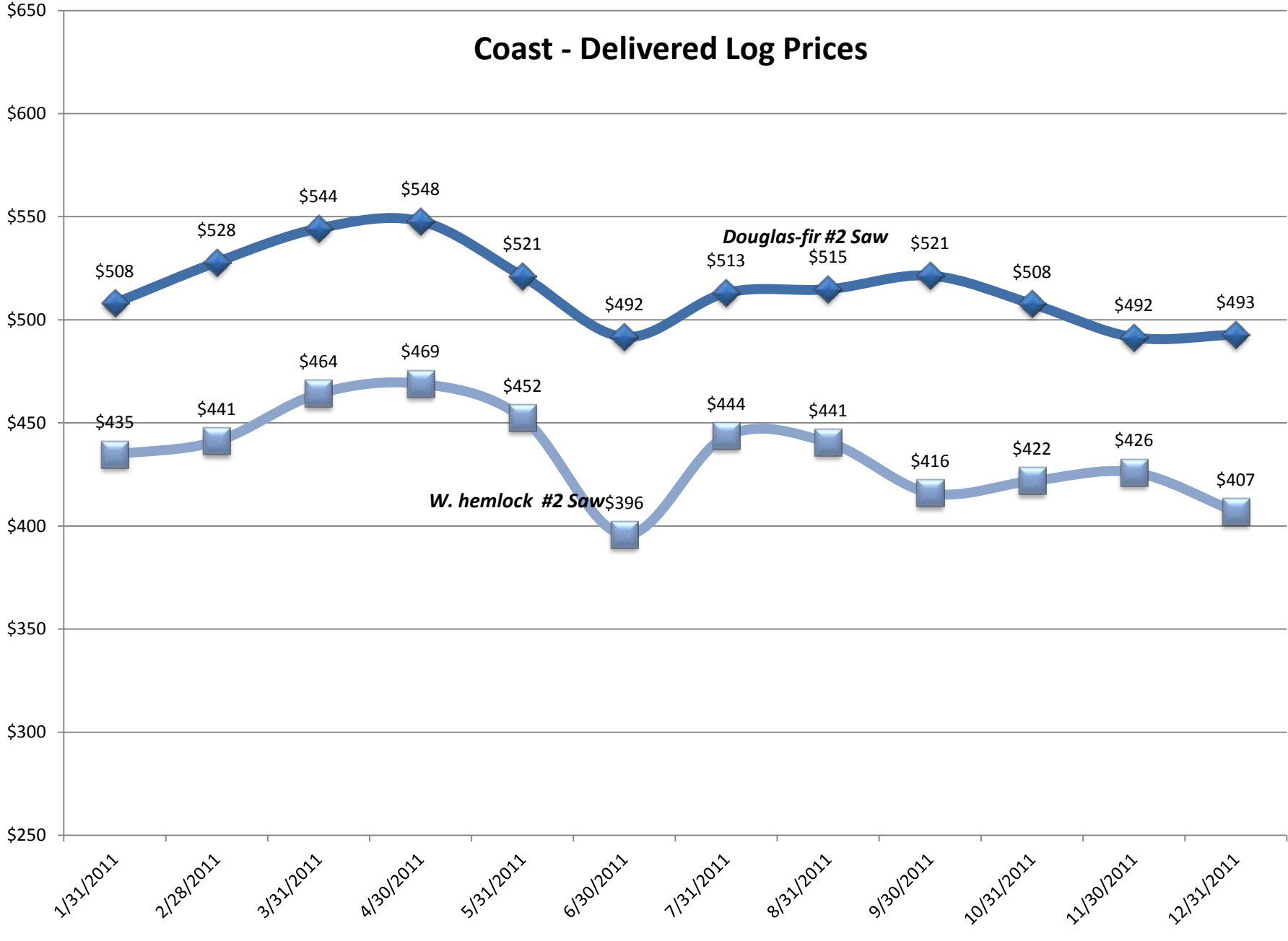
Publish date: December 31, 2011

*Note: Utility price based on conversion factor of 9.0 tons/mbf

** Pole price based on Sort auction for poles longer than 50ft.

Care was used during compilation of this timber price sheet to ensure accuracy. However, DNR relied in part on information from outside sources and cannot accept responsibility for errors or omissions. Any use of this information is as is, with all faults, and without any warranty of its accuracy. DNR DISCLAIMS ALL WARRANTIES, EXPRESS OR IMPLIED, INCLUDING BUT NOT LIMITED TO IMPLIED WARRANTIES OF MERCHANTABILITY AND FITNESS FOR PARTICULAR PURPOSES.

Coast - Delivered Log Prices



Coast - Delivered Log Prices

\$/MBF

\$1,200

\$1,100

\$1,000

\$900

\$800

\$700

\$600

\$500

\$400

Cedar Camprun

Alder #3 Saw

1/31/2011

2/28/2011

3/31/2011

4/30/2011

5/31/2011

6/30/2011

7/31/2011

8/31/2011

9/30/2011

10/31/2011

11/30/2011

12/31/2011

\$900

\$950

\$817

\$984

\$744

\$831

\$876

\$818

\$804

\$863

\$838

\$812

\$570

\$568

\$550

\$625

\$579

\$675

\$650

\$675

\$697

\$675

\$663

\$700

Washington Dept. of Natural Resources

Mill log prices - Domestically Processed

Price Period	December-11
Marketing Region	EASTSIDE

Species - Sort	\$/MBF			Number of Quotes
	Average	High	Low	
Doug-Fir/Larch	\$356	\$360	\$350	●
Camprun	\$357	\$360	\$350	●
CNS	\$355	\$360	\$350	●
White fir/hem	\$347	\$360	\$320	●
Camprun	\$349	\$360	\$340	●
CNS	\$343	\$360	\$320	●
Cedar	\$564	\$700	\$360	●
Camprun	\$574	\$700	\$360	●
CNS	\$500	\$500	\$500	●
Lodgepole	\$327	\$370	\$230	●
Camprun	\$320	\$370	\$230	●
CNS	\$355	\$360	\$350	●
White pine	\$295	\$400	\$200	●
Camprun	\$306	\$400	\$200	●
CNS	\$250	\$250	\$250	●
Pine	\$248	\$370	\$150	●
Camprun	\$200	\$200	\$200	●
Small saw	\$229	\$300	\$150	●
Large saw	\$280	\$370	\$150	●
E Spruce	\$333	\$340	\$325	●
Camprun	\$333	\$340	\$325	●
Spruce	\$355	\$360	\$350	●
Camprun	\$355	\$360	\$350	●
CNS	\$355	\$360	\$350	●
Conifer	\$281	\$383	\$213	●
Utility	\$281	\$383	\$213	●
Grand Total	\$342	\$700	\$150	56

- 5 or more quotes
- 3 to 4 quotes
- 1 to 2 quotes

Care was used during compilation of this timber price sheet to ensure accuracy. However, DNR relied in part on information from outside sources and cannot accept responsibility for errors or omissions. Any use of this information is as is, with all faults, and without any warranty of its accuracy. DNR DISCLAIMS ALL WARRANTIES, EXPRESS OR IMPLIED, INCLUDING BUT NOT LIMITED TO IMPLIED WARRANTIES OF MERCHANTABILITY AND FITNESS FOR PARTICULAR PURPOSES.

Publish date: Dec 31, 2011

Note: Utility/pulp conversion factor used 8.5 Tons/mbf

Eastside Camprun Delivered Log Prices

