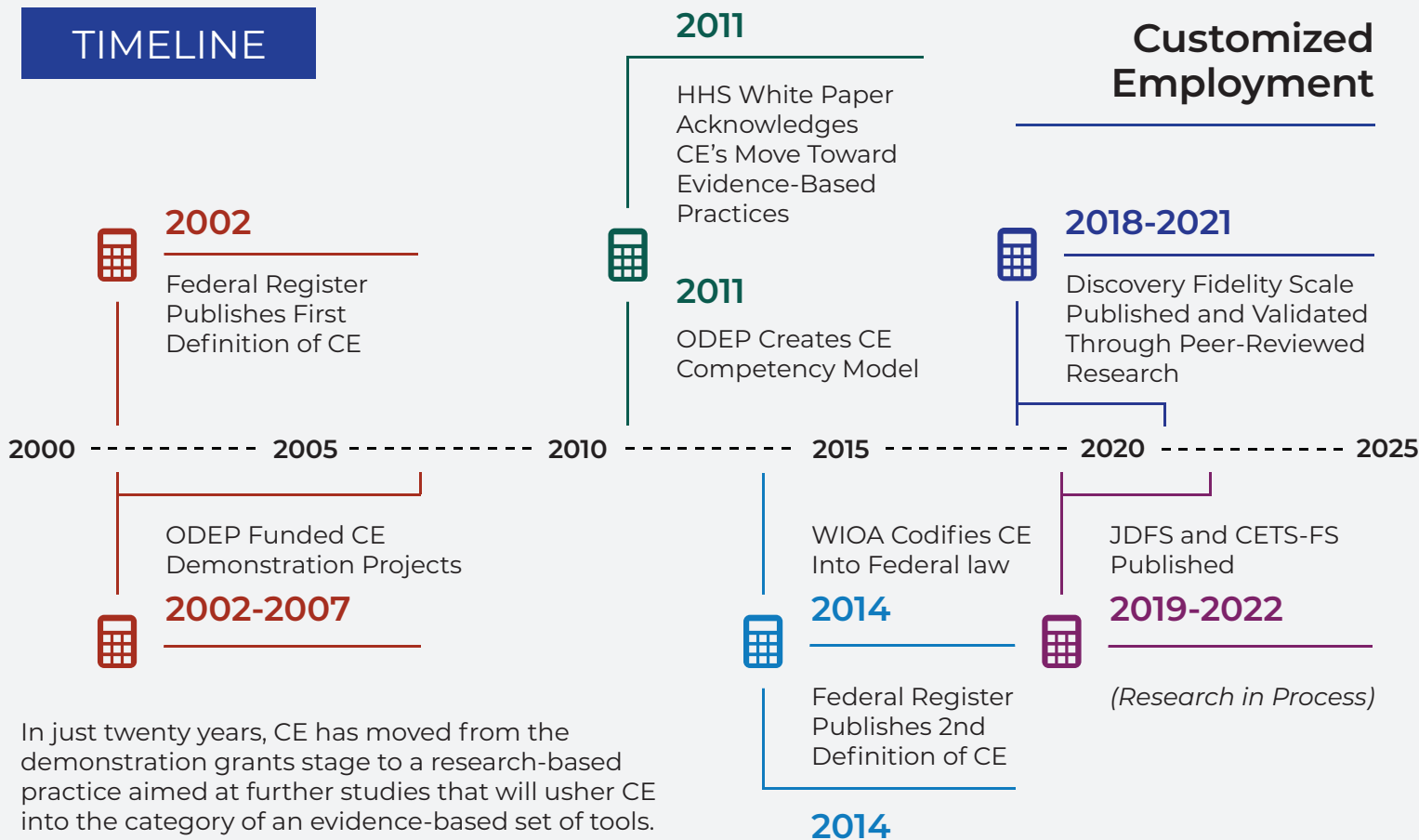


# TIMELINE

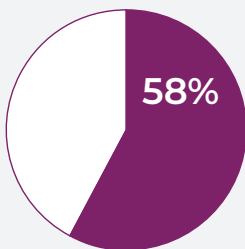


# Customized Employment

# FUNDING

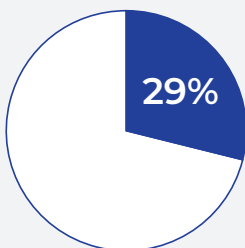
**36**  
(58%)

# of State VR Agencies With Specific CE Policy or Processes



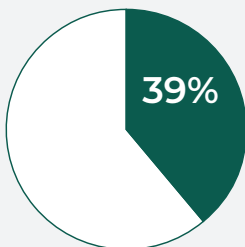
**18**  
(29%)

# of State VR Agencies With Distinct CE Fee Schedules



**62**  
(39%)

# of HCBS Waivers That Include CE

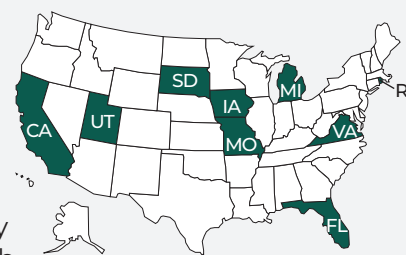


# FIDELITY

**9**  
(18%)

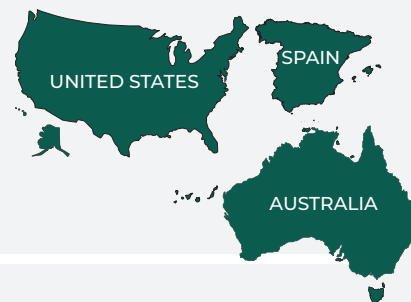
# of States Using the Discovery Fidelity Scale (DFS) and the Job Development Fidelity Scale (JDFS)

*(California, Florida, Iowa, Michigan, Missouri, Rhode Island, South Dakota, Utah, Virginia)*



**3**

# of Countries Using the Discovery Fidelity Scale (DFS)



**18**

# of Peer-Reviewed Articles (CE, Fidelity, Discovery, Etc.)



**164**

# of Trained DFS Administrators

