

# **Tobacco Prevention & Control Coalition Program**

**(University of Texas at Austin – TPC)**

**Contract #2016-047962**

**Final Evaluation Report**

**FY2017**



**TOBACCO RESEARCH  
& EVALUATION TEAM**

---

THE UNIVERSITY OF  
**TEXAS**  
— AT AUSTIN —

Alexandra Loukas, Ph.D.  
Lou Ann Grossberg, M.A.  
Shelley Karn, Ed.D.

**Table of Contents**

**OVERVIEW: THE TOBACCO PREVENTION AND CONTROL COALITIONS .....3**  
FY2016 TOBACCO PREVENTION AND CONTROL COALITIONS (TPCCs).....4  
COALITION INFRASTRUCTURE.....5

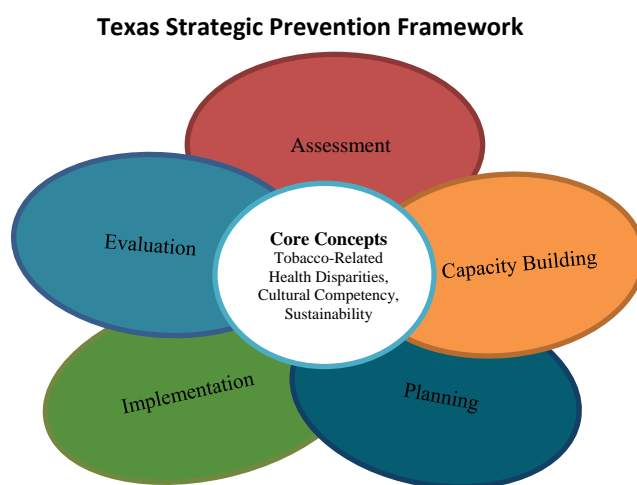
**KEY FINDINGS FROM THE CROSS COMMUNITY OUTCOME EVALUATION .....6**  
YOUTH TOBACCO USE.....6  
COMPLIANCE WITH YOUTH ACCESS TO TOBACCO LAWS.....8  
ADULT CIGARETTE USE.....9  
QUITLINE USE.....11  
ELIMINATION OF EXPOSURE TO SECOND-HAND SMOKE.....11

**KEY FINDINGS FROM THE CROSS COMMUNITY PROCESS EVALUATION .....13**  
ASSESSMENT, PLANNING AND IMPLEMENTATION .....15  
USE OF DATA .....15  
Addressing Health Disparities.....19  
SUSTAINABILITY.....19

**RECOMMENDATIONS AND CONCLUSION.....19**

## Overview: The Tobacco Prevention and Control Coalitions

Tobacco use is the leading cause of preventable disease and death in Texas; and smoking related illnesses in the state cause more deaths each year than alcohol, car accidents, illegal drugs, suicides, homicides, driving while intoxicated and fire – combined.<sup>1</sup> To help combat the problem, the 80<sup>th</sup> Texas Legislature directed the Department of State Health Services (DSHS) to fund comprehensive tobacco prevention and control activities in additional target communities across Texas. In FY13/14 nine Tobacco Prevention and Control Coalitions (TPCCs) were funded through the Division for Disease Control and Prevention Services of the DSHS. The TPCC program carries out the comprehensive evidence-based tobacco control model recommended by the US Center for Disease Control and Prevention (CDC)<sup>2</sup> by following a community based coalition model called the Strategic Prevention Framework (SPF). The SPF was developed by the Substance Abuse and Mental Health Services Administration (SAMHSA) and consists of a five-step process designed to help states and communities reduce and prevent the use and abuse of alcohol, tobacco, and drugs.



Since January 2014, the nine TPCCs have been building community partnerships to increase the cultural competency and sustainability of their local tobacco control systems, and conducting comprehensive county-wide needs assessments to gain a clear understanding of their community. The TPCCs began implementing comprehensive tobacco prevention and control strategies in order to achieve community-wide change in the following strategic goal areas, which are based on the CDC best practices:

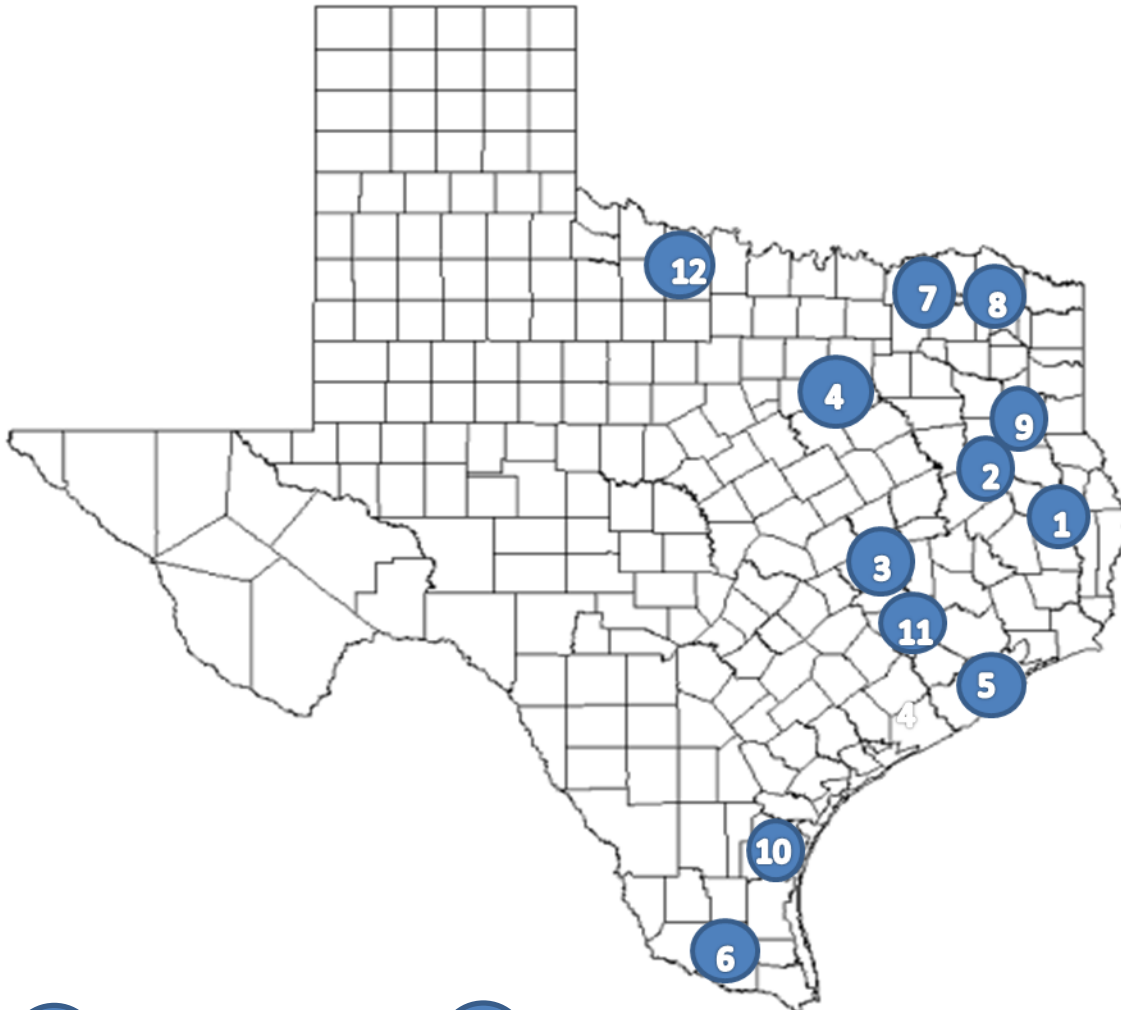
- Goal 1: Prevent tobacco use among young people
- Goal 2: Promote compliance and support adequate enforcement of federal, state and local tobacco laws
- Goal 3: Increase cessation among young people and adults
- Goal 4: Eliminate exposure to secondhand smoke
- Goal 5: Reduce tobacco use among populations with the highest burden of tobacco-related health disparities
- Goal 6: Develop and maintain statewide capacity for comprehensive tobacco prevention and control

<sup>1</sup> Texas Department of State Health Services Center for Health Statistics, The Health Status of Texas 2014.

<sup>2</sup> Centers for Disease Control and Prevention. Best Practices for Comprehensive Tobacco Control Programs—2014. Atlanta: U. S. Department of Health and Human Services, Centers for Disease Control and Prevention, National Center for Chronic Disease Prevention and Health Promotion, Office on Smoking and Health, 2014.

**FY 2015 TOBACCO PREVENTION AND CONTROL COALITIONS (TPCCs)**

The following map highlights the locations of the TPCC counties\*.



- |   |             |    |           |
|---|-------------|----|-----------|
| 1 | Angelina    | 7  | Lamar     |
| 2 | Nacogdoches | 8  | Red River |
| 3 | Brazos      | 9  | Rusk      |
| 4 | Ellis       | 10 | Nueces    |
| 5 | Galveston   | 11 | Waller    |
| 6 | Hidalgo     | 12 | Wichita   |

\*See Coalition Infrastructure for county delineation.

**COALITION INFRASTRUCTURE**

The nine funded TPCC communities include:

---

Angelina & Nacogdoches  
Counties TPCC

The Coalition, Inc. is the fiscal agent and coordinating agency. The coalition covers both Angelina and Nacogdoches counties.

---

Brazos County TPCC

Brazos Valley Council for Alcohol and Substance Abuse (BVCASA) is both the fiscal agent and the coordinating agency. The coalition serves all of Brazos County.

---

Ellis County TPCC

Drug Prevention Resources, Inc. (DPRI) is the fiscal agent and coordinating agency. Tobacco Free Ellis County was formed as a subgroup of the coalition, IMPACT Waxahachie. Tobacco Free Ellis County covers all of Ellis County.

---

Galveston County TPCC

The Bay Area Council on Drugs and Alcohol (BACODA) is the fiscal agent, and the Galveston County Community Coalition serves as the coordinating agency. The coalition covers Galveston County.

---

Hidalgo County TPCC

Behavioral Health Solutions of South Texas is the fiscal agent, and Uniting Neighbors in Drug Abuse Defense (UNIDAD) Tobacco Prevention and Control Coalition coordinates the coalition. The coalition covers Hidalgo County.

---

Lamar, Red River & Rusk  
Counties TPCC

East Texas Council for Alcohol and Drug Addiction (ETCADA) is the fiscal agent. The Tobacco Workgroup of Lamar County is the coordinating agency serving Lamar County. The Red River County Coalition is the coordinating agency and serves all of Red River County. The Rusk County Coalition is the coordinating agency, and covers Rusk County.

---

Nueces County TPCC

The Council for Alcohol and Drug Abuse – Coastal Bend (COADA-CB) is the fiscal agent, and the Youth Continuum of Care Coalition is the coordinating agency serving all of Nueces County.

---

Waller County TPCC

The Greater Houston Area Health Education Council (Texas AHEC East) is the fiscal agent. The Waller County Alliance for Lifestyle Choices (WALC) is the coordinating agency and covers Waller County.

---

Wichita County TPCC

The Wichita Falls – Wichita County Public Health District is both the fiscal agent and the coordinating agency, and serves all of Wichita County.

---

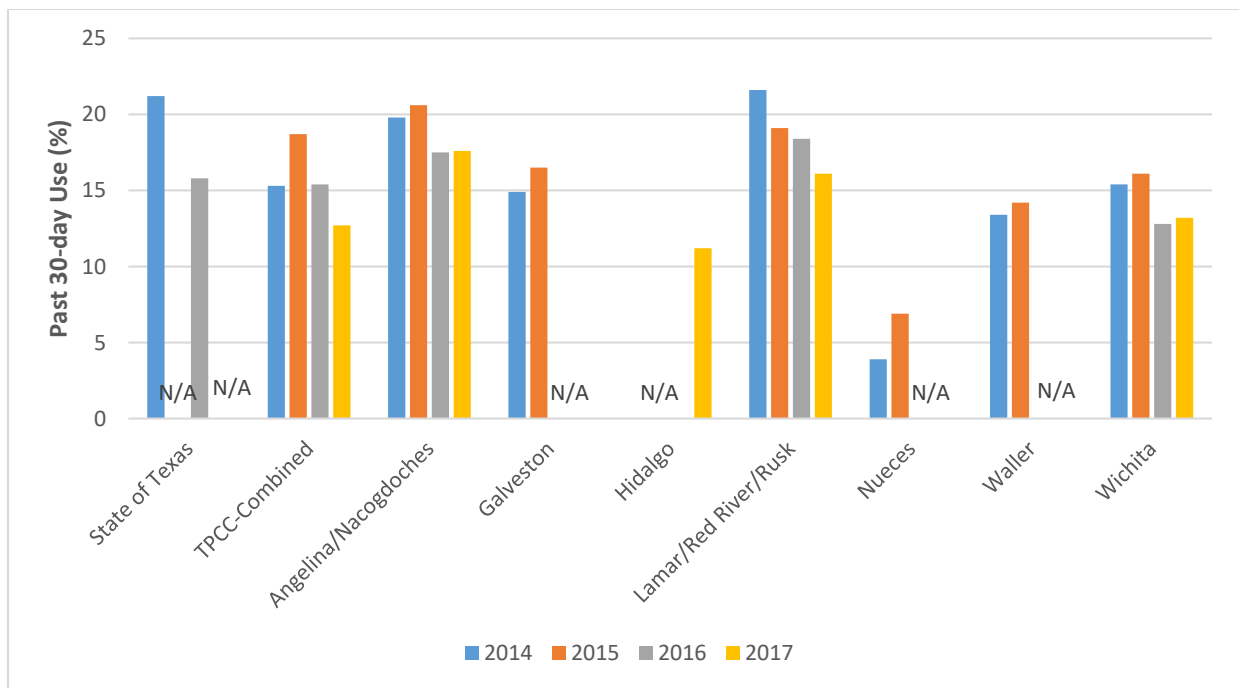
## Key Findings from the Cross Community Outcomes Evaluation

The outcome evaluation tracks progress toward the DSHS strategic goals of 1. preventing the initiation of tobacco use among young people, 2. promoting compliance and supporting adequate enforcement of federal, state and local tobacco laws, 3. increasing cessation among young people and adults, 4. eliminating exposure to secondhand smoke and 5. reducing tobacco use among populations with the highest burden of tobacco-related health disparities. Note that **data comparisons are reported for the examination of trends only. The TPCCs began implementation of comprehensive tobacco programming in September 2014, and evidence suggests a lag between comprehensive interventions and observable changes in population-level tobacco use rates.**

### YOUTH TOBACCO USE

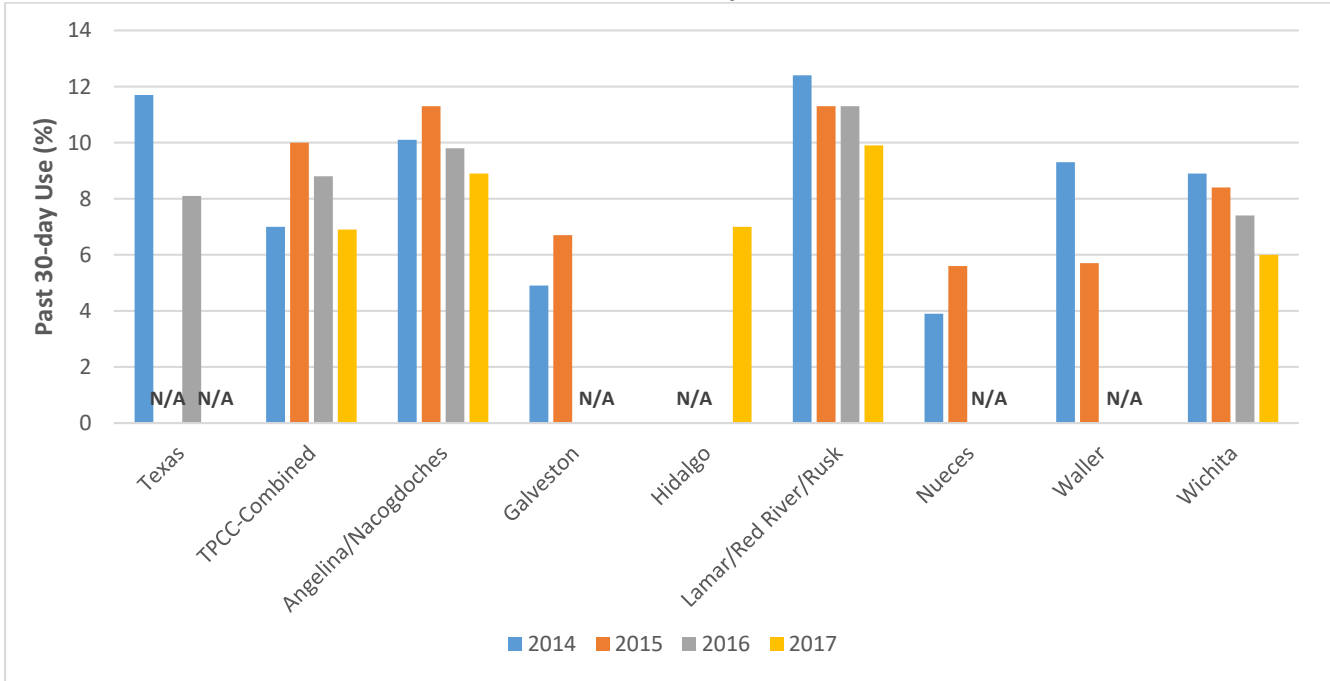
The Texas Youth Tobacco Survey (YTS) provides youth tobacco use rates in the TPCC communities. The YTS is conducted every year in Independent School Districts (ISDs) in the participating TPCC counties, and every other year (even-numbered years) in the rest of Texas. The following charts compare the data collected in the state, the combined TPCC and the participating TPCC counties from 2014 through 2017. It is important to note that in 2017, schools in only four coalition areas agreed to participate.

**Past 30-Day Use of Any Tobacco for Middle & High School Students Combined\*  
Youth Tobacco Survey 2014 -2017**



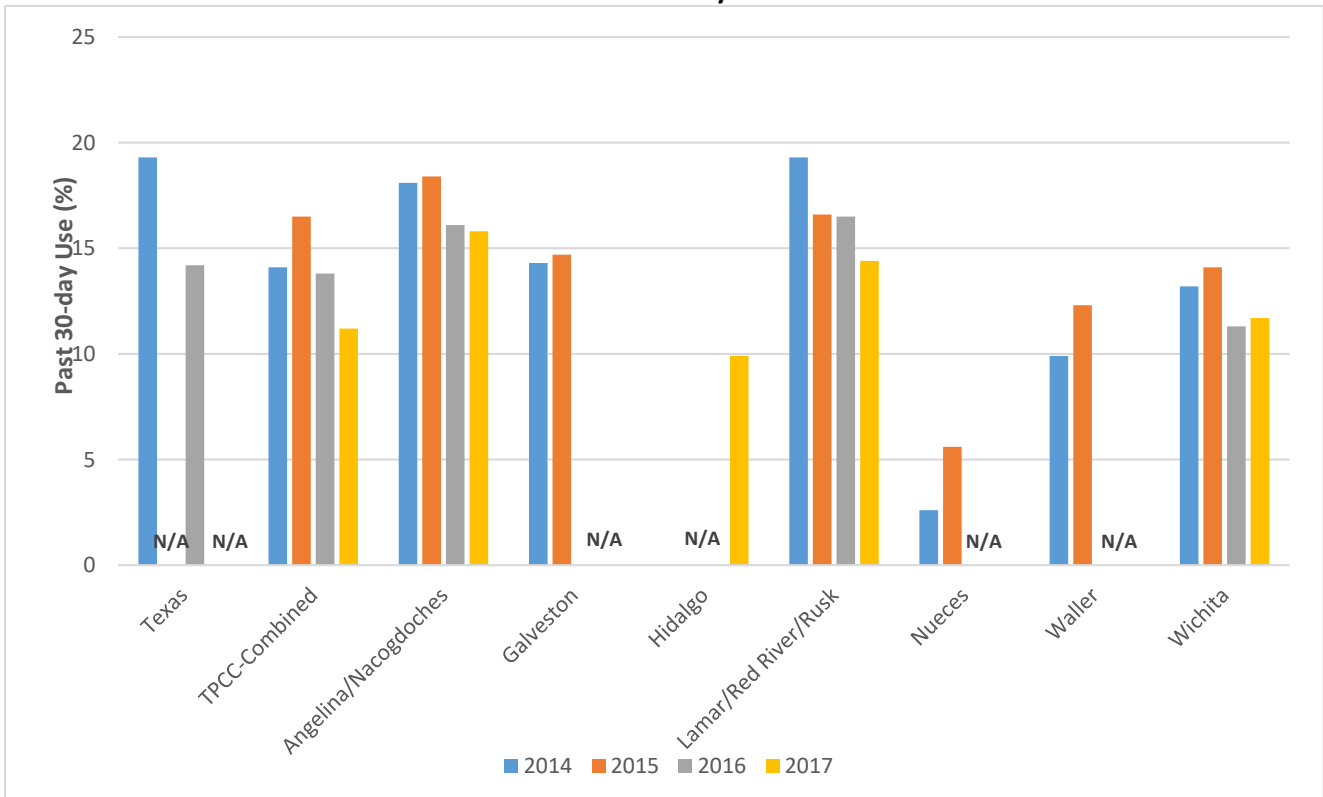
\*Source: Texas Youth Tobacco Survey, 2014, 2015, 2016, and 2017. The 2014 TPCC-Combined includes: Angelina/Nacogdoches, Galveston, Lamar/Red River/Rusk, Nueces, Waller & Wichita. The 2015 TPCC Combined includes: Angelina/Nacogdoches, Galveston, Lamar/Red River/Rusk, Nueces, Waller & Wichita. The 2016 TPCC-Combined includes: Angelina/Nacogdoches, Lamar/Red River/Rusk and Wichita. The 2017 TPCC-Combined includes: Angelina/Nacogdoches, Hidalgo, Lamar/Red River/Rusk and Wichita. No data were collected for any year from the schools in Brazos or Ellis counties because the schools did not give permission to survey students.

**Past 30-Day Use of Cigarettes for Middle & High School Students Combined\***  
**Youth Tobacco Survey 2014 -2017**



\*Source: Texas Youth Tobacco Survey, 2014, 2015, 2016, and 2017. The 2014 TPCC-Combined includes: Angelina/Nacogdoches, Galveston, Lamar/Red River/Rusk, Nueces, Waller & Wichita. The 2015 TPCC Combined includes: Angelina/Nacogdoches, Galveston, Lamar/Red River/Rusk, Nueces, Waller & Wichita. The 2016 TPCC-Combined includes: Angelina/Nacogdoches, Lamar/Red River/Rusk and Wichita. The 2017 TPCC-Combined includes: Angelina/Nacogdoches, Hidalgo, Lamar/Red River/Rusk and Wichita. No data were collected for any year from the schools in Brazos or Ellis counties because the schools did not give permission to survey students.

**Past 30-Day Use of Other Tobacco for Middle & High School Students Combined\***  
**Youth Tobacco Survey 2014 -2017**



\*Source: Texas Youth Tobacco Survey, 2014, 2015, 2016, and 2017. The 2014 TPCC-Combined includes: Angelina/Nacogdoches, Galveston, Lamar/Red River/Rusk, Nueces, Waller & Wichita. The 2015 TPCC Combined includes: Angelina/Nacogdoches, Galveston, Lamar/Red River/Rusk, Nueces, Waller & Wichita. The 2016 TPCC-Combined includes: Angelina/Nacogdoches, Lamar/Red River/Rusk and Wichita. The 2017 TPCC-Combined includes: Angelina/Nacogdoches, Hidalgo, Lamar/Red River/Rusk and Wichita. No data were collected for any year from the schools in Brazos or Ellis counties because the schools did not give permission to survey students.

**COMPLIANCE WITH YOUTH ACCESS TO TOBACCO LAWS**

Preventing tobacco retailers from selling tobacco to youth is part of a comprehensive approach to combat youth tobacco use. The Texas Tobacco Law restricts youth retail access to tobacco. DSHS programs leverage local resources to carry out multiple strategies to reduce youth access to tobacco. These programs include education of youth, adults, and retailers on compliance with the Texas Tobacco Law, enforcement and mandated education of youth found in possession of tobacco, and local tobacco enforcement grantee activities. In addition, DSHS manages the statewide Synar survey of a representative sample of tobacco retailers, as mandated by SAMHSA’s federal Synar program, to show that the state is making progress in reducing youth retail access to tobacco.

Local enforcement grantees are asked to record key information about each controlled buy that they conduct (including whether the clerk asked for the minor’s ID, and whether they sold tobacco to the minor) and report the results back to DSHS. The table below indicates the number of law enforcement agencies in each TPCC county that were grant recipients this fiscal year, and the number of inspections that they were contracted to conduct for the year.

**2017 TPCC Tobacco Enforcement Program  
TPCC Counties**

<b>County</b>	<b># of Grant Recipients</b>	<b># of Controlled Buys/Stings per Contract</b>
<i>Angelina</i>	1	79
<i>Brazos</i>	0	0
<i>Ellis</i>	1	17
<i>Galveston</i>	0	0
<i>Hidalgo</i>	2	177
<i>Lamar</i>	1	60
<i>Nacogdoches</i>	1	66
<i>Nueces</i>	1	171
<i>Red River</i>	1	0
<i>Rusk</i>	0	68
<i>Waller*</i>	0	0
<i>Wichita</i>	1	100

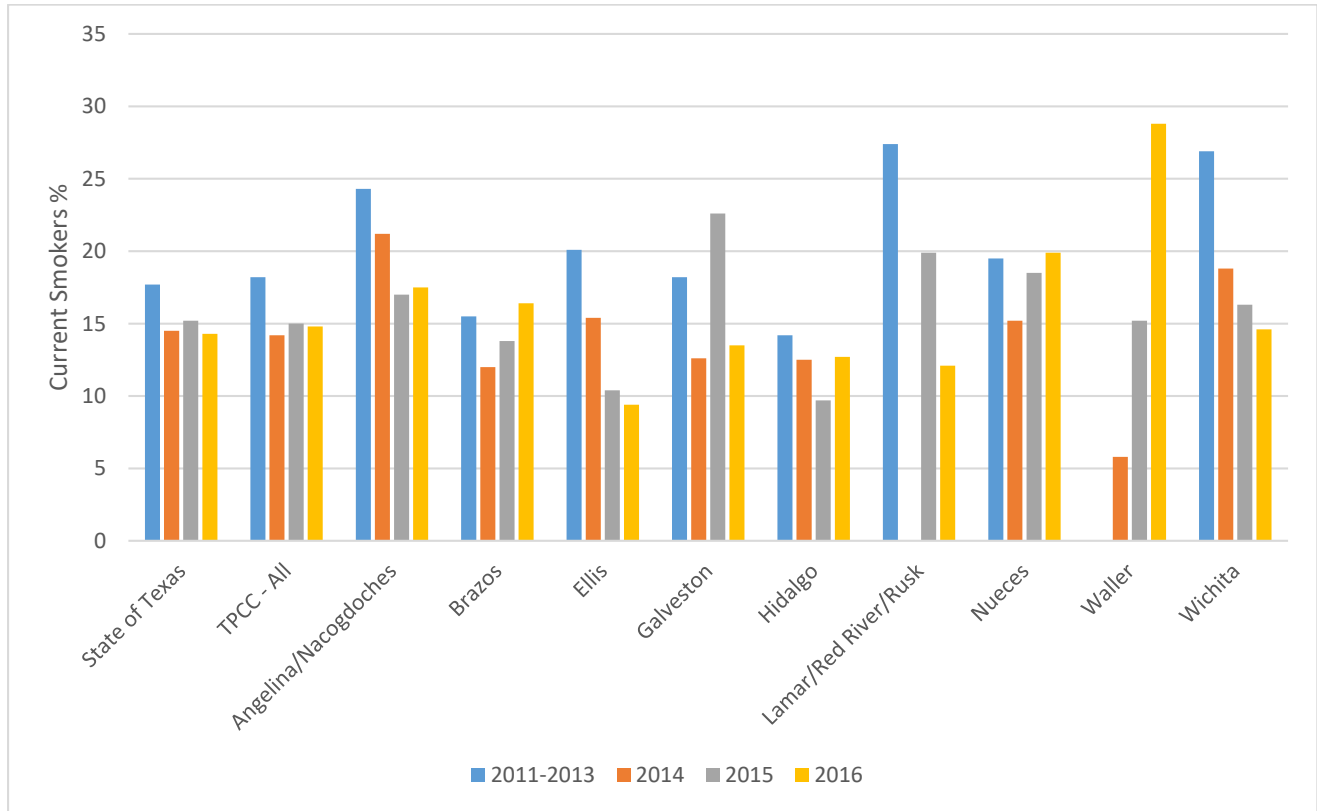
*Data provided by the Texas School Safety Center at Texas State University*



**ADULT CIGARETTE USE**

The U. S. Department of Health and Human Services’ goal is to reduce smoking among adults to 12% by the year 2020.<sup>3</sup> The two charts below show a comparison of rates of current smokers and current smokeless tobacco users, respectively, for the state of Texas, the TPCC communities combined and the individual TPCC communities from the baseline (2011-2013) through 2016.

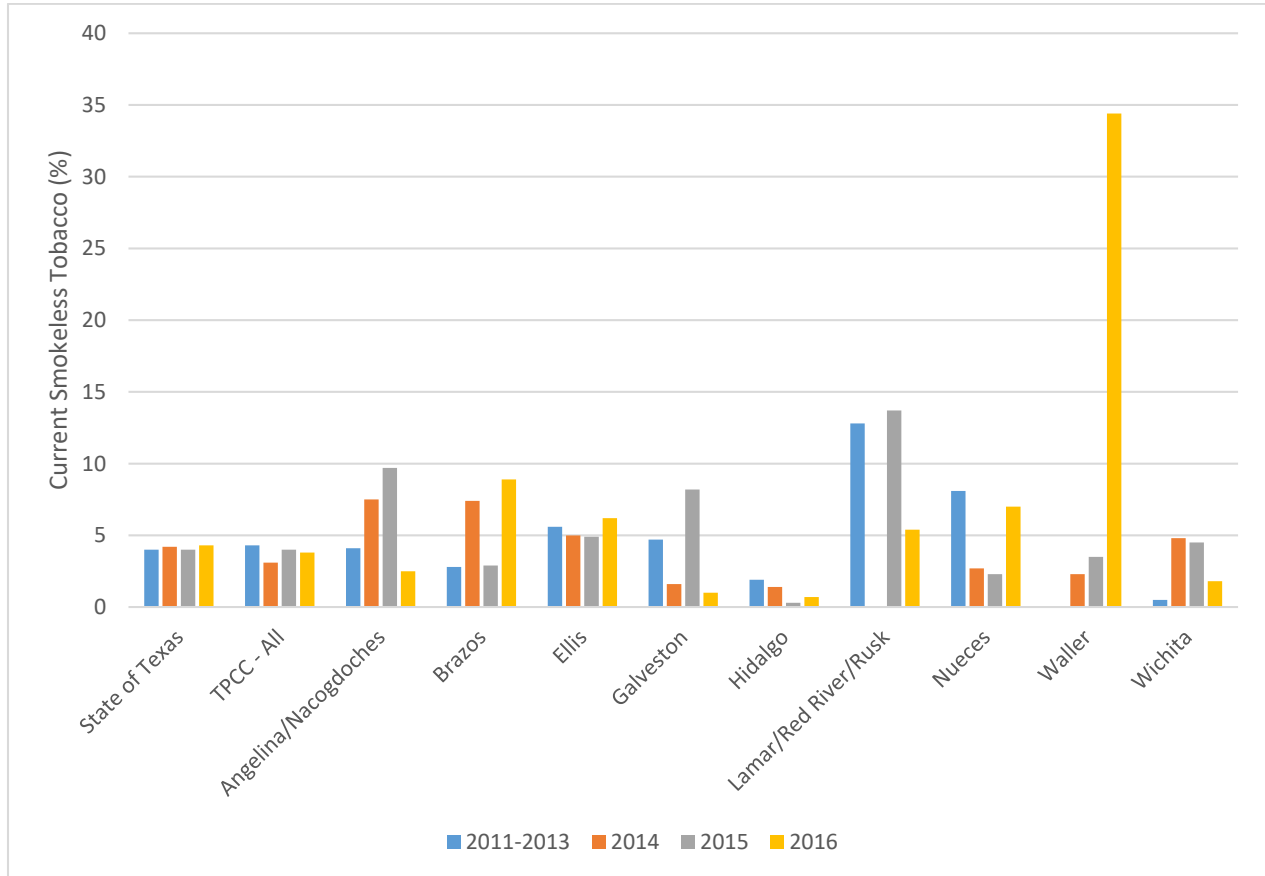
**Current Smoker**  
**Texas and TPCC Communities**  
**Adults Ages 18 years and Over**  
**Texas BRFSS 2011-2013, 2014, 2015 and 2016**



Source: Texas BRFSS, Center for Health Statistics, Texas DSHS 2011-2013, 2014, 2015, 2016. Calculated by combining "Have you smoked at least 100 cigarettes in your entire life" with "Do you still smoke cigarettes every day, some days, or not at all"? All reported rates are based on are weighted for Texas demographics and the probability of selection. \*TPCC Counties Combined defined as Angelina, Nacogdoches, Brazos, Ellis, Galveston, Hidalgo, Lamar, Red River, Rusk, Nueces, Waller and Wichita Counties. Note: if the sample size < 50, results are not reported. No data for Lamar, Red River and Rusk Counties (2014), and no data for Waller County (2011-2013).

<sup>3</sup> <http://healthypeople.gov/2020/about/default.aspx>

**Current Smokeless Tobacco User  
Texas and TPCC Communities  
Adults Ages 18 years and Over  
Texas BRFSS 2011-2013, 2014, 2015 and 2016**

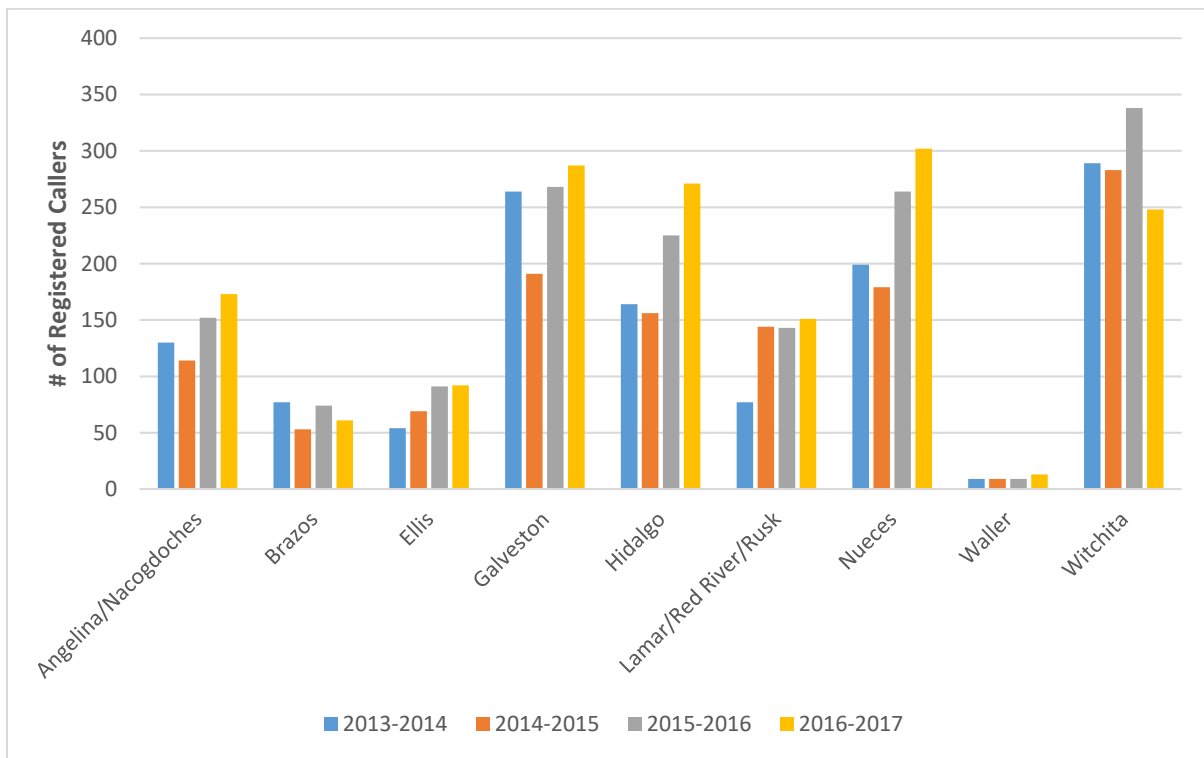


Source: Texas BRFSS, Center for Health Statistics, Texas DSHS 2011-2013, 2014, 2015 and 2016. Calculated by combining "Do you currently use chewing tobacco, snuff, or snus every day, or some days? All reported rates are based on are weighted for Texas demographics and the probability of selection. \*TPCC Counties Combined defined as Angelina, Nacogdoches, Brazos, Ellis, Galveston, Hidalgo, Lamar, Red River, Rusk, Nueces, Waller and Wichita Counties. Note: if the sample size < 50, results are not reported. No data for Lamar, Red River and Rusk Counties (2014), and no data for Waller County (2011-2013).

**QUITLINE USE**

DSHS’s Quitline serves a core function in achieving Strategic Goal 3 – increasing cessation among current tobacco users. The chart below shows the number of registered callers to the Texas Quitline by County during September through August for FY2013/14, September through August for FY2014/15, September through August for FY 2015/16 and September through August for FY 2016/17.

**Number of Registered Callers to the Texas Quitline by Coalition  
September 2013-August 2017**



Source: Alere Wellbeing Monthly Service Reports (FY13/14: Sept. 2013-Aug. 2014; FY14/15: Sept. 2014-Aug. 2015; FY15/16: Sept. 2015-Aug. 2016 FY16/17: Sept. 2016-Aug. 2017).

**ELIMINATION OF EXPOSURE TO SECONDHAND SMOKE**

The TPCC Program’s conceptual model for eliminating exposure to secondhand smoke involves strategies such as counter marketing mass media, education and outreach to the general public and decision makers in settings such as worksites and multi-unit housing, and enforcement of secondhand smoke policies (in settings with such policies in place). These strategies are expected to lead to changes in contributing factors such as knowledge and attitudes related to secondhand smoke and smoke-free policies in both the general public and in targeted decision makers. These changes in contributing factors are expected to lead to the creation and enforcement of smoke free policies, which ultimately reduces exposure to secondhand smoke and leads to reduced consumption of cigarettes among smokers.

The existence and strength of municipal secondhand smoke ordinances was selected as the key contributing factor of exposure to secondhand smoke. To measure changes in municipal secondhand smoke ordinances in the TPCCs over the course of the project, we utilized the University of Houston Secondhand Smoke Ordinance Database for data on coverage of workplaces, bars, and restaurants. An astounding, eleven communities in Hidalgo County passed ordinance during this fiscal year. They are as follows: Weslaco (1/2017), Donna (1/2017),

San Juan (2/2017), Mercedes (2/2017), Penitas (3, 2017), Palmview (4, 2017), Hidalgo (5, 2017), Palmhurst, (5, 2017), La Joya (6, 2017), Alamo (7, 2017), La Villa (7, 2017).

The city of Henderson in Rusk County also successfully passed a smoke-free ordinance in December, 2016.

Finally, two cities in Waller County passed smoke free ordinances this year, Prairie View (2/2017) and Brookshire (3/2017).

### Level of Protection from Secondhand Smoke in the TPCC Communities FY 2017

Coalition Name (Target Area) Population of Target Area	Municipality (date of ordinance passage/ amendment)	Population	Municipal Worksites	Private Worksites	Restaurants	Bars not in Restaurants	Bars in Restaurants	Additional Settings Covered by Ordinance
			2017	2017	2017	2017	2017	
<b>#1 TPCC</b> Angelina County Nacogdoches County <b>153,631</b>	Diboll (1/97)	4,776	5	1	1	1	1	
	Lufkin (4/13)	35,067	5	5	5	5	5	
	Nacogdoches (4/08)	32,996	5	5	5	5	1	
<b>#2 TPCC</b> Brazos County <b>200,665</b>	Bryan (3/01)	76,201	2	1	2	1	1	
	College Station (9/10)	93,857	5	5	5	5	5	
<b>#3 TPCC</b> Ellis County <b>153,969</b>	Ennis (6/10)	18,513	5	5	5	5	5	
	Midlothian (5/07)	18,037	3	1	3	3	3	
	Waxahachie (8/14)	29,621	5	5	5	5	5	
	Red Oak (12/15)	10,769	5	5	5	5	5	
<b># 4 TPCC</b> Galveston County <b>300,484</b>	Clear Lake Shores (1/97)	1,063	2	1	1	1	1	
	Dickinson (6/94)	18,680	5	1	1	1	1	
	Friendswood (11/99)	35,805	5	1	1	1	1	
	Galveston (9/10)	47,743	5	5	5	3	5	
	Kemah (4/05)	1,773	2	2	2	2	2	
	League City (4/07)	83,560	3	3	5	1	1	
	Santa Fe (9/05)	12,222	4	4	4	1	1	
	Texas City (2/98)	45,099	2	2	2	1	1	
<b>#5 TPCC</b> Hidalgo County <b>806,552</b>	Alamo (7/17)	18,353	5	5	5	5	5	
	Alton (12/07)	12,341	5	5	5	5	5	
	Donna (1/17)	15,798	5	5	5	5	5	
	Edinburg (12/15)	77,100	5	5	5	5	5	
	Hidalgo (5/17)	13,702	5	5	5	5	5	
	La Joya (6/17)	3,985	5	5	5	5	5	
	La Villa (7/17)	1,957	5	5	5	5	5	
	McAllen (4/08)	129,877	5	2	4	4	4	
	Mercedes (2/17)	15,570	5	5	5	5	5	
	Mission (6/16)	77,058	5	5	5	5	5	
	Palmhurst (5/17)	2,607	5	5	5	5	5	
	Palmview (4/17)	5,460	5	5	5	5	5	
	Penitas (3/17)	4,403	5	5	5	5	5	
	Pharr (5/16)	70,400	5	5	5	5	5	
	San Juan (2/17)	33,970	5	5	5	5	5	
Weslaco (1/17)	35,670	5	5	5	5	5		
<b># 6 TPCC</b> Lamar County Red River County Rusk County <b>116,531</b>	Paris (3/14)	25,171	5	5	5	1	5	
	Clarksville (8/97)	3,285	2	1	1	1	1	
	Henderson (12/16)	13,712	5	5	5	5	5	

<b>#7 TPCC</b> Nueces County <b>347,691</b>	Corpus Christi (12/08)	305,215	5	5	5	5	5	
---	------------------------	---------	---	---	---	---	---	--

<b>#8 TPCC</b> Waller County <b>44,357</b>	Hempstead (8/14)	5,770	5	1	5	1	5	
	Prairie View (2/17)	5,576	5	5	5	5	5	
	Brookshire (3/17)	4,702	5	5	5	5	5	
<b>#9 TPCC</b> Wichita County <b>131,559</b>	Wichita Falls (6/14)	104,553	5	4	3	3	3	
	Burkburnett (5/15)	10,811	5	5	5	5	5	

100% Smoke Free (5) - No smoking allowed in a particular setting; Moderate (4) - Designated smoking areas are allowed if separately ventilated; Mixed (3) - Coverage is partial due to exceptions, ambiguities, or legal issues; Limited (2) - Designated smoking areas allowed or required; No Coverage (1) - No restrictions on smoking. Minor exceptions may exist.

## Key Findings from the Cross-Community Process Evaluation

The cross community process evaluation serves three purposes:

- Documents implementation of comprehensive strategies across the nine TPCC sites
- Demonstrates accountability of the use of public funds
- Promotes use of a continuing quality improvement process to achieve outcomes

Typically, process evaluation findings provide insight into how program activities contribute to program outcomes. On the community level, process evaluation is an important part of an ongoing quality program improvement cycle to assist communities implementing evidence-based best practices. Initial process and outcome data are reviewed and used to adjust initial action plans to enhance program delivery and better achieve community goals. Ongoing data-based quality improvement helps coalitions by keeping their efforts consistent with their goals and action plans. The data-feedback process works best when communities recognize that circumstances and opportunities will change, requiring “course corrections” throughout the project.

The process evaluation consists of three evaluation questions, a process evaluation measures matrix (see below), and evaluation deliverables designed to collect the data necessary to answer each evaluation question. The TPCCs distribute findings from the cross-community process evaluation to their members to facilitate the data-driven decision making process.

### Process Evaluation Matrix

Evaluation Question	Purpose of Deliverable(s)	Deliverable
1. To what extent did sites follow the planning and implementation processes in the SPF?	Document completion of the SPF assessment, planning and implementation steps.	Updated Action Plans by Goal & Logic Models Updated Annual Needs Assessment Updated Strategic Plan Evaluation Report (draft)

		Evaluation Report (final) Meeting minutes
2. To what extent did sites use local data and how was it used?	<p>Ensure local implementation of local evaluation study.</p> <p>Document presentation of local survey results to coalition.</p> <p>Document sources of local data that the coalitions use to make decisions.</p>	<p>Local Evaluation Study Proposal</p> <p>Complete at least 200 End User Surveys (EUS) per county</p> <p>EUS Administration Summary</p> <p>Presentation of local survey results to coalition</p>
3. To what extent did sites plan for and implement strategies to sustain the work of the coalition?	<p>Promote work of the coalition beyond initial funding period</p> <p>Guide actions to engage priority populations – inclusivity, mission and group processes</p>	<p>Coalition Sustainability Checklist</p> <p>Taking Down Tobacco Online Course (All Staff + 2 youth + 2 coalition members)</p> <p>Administer TPCC Coalition Member Survey</p> <p>TPCC Coalition Member Summary Report</p> <p>Coalition Member Survey Presentation</p> <p>Complete all Core 4 Trainings from Taking Down Tobacco</p>

## **ASSESSMENT, PLANNING AND IMPLEMENTATION**

The TPCCs conduct extensive needs assessment annually to gain an understanding of their communities. The Tobacco Prevention and Control Coalition (TPCC) Community Needs Assessment template serves as a guide to organize and interpret data collected from local and state sources. The needs assessment helps the TPCCs to understand the local tobacco-related issues, identify community resources, assess the coalitions' internal capacity to mobilize community resources and develop strategic planning decisions. The University of Texas (UT) Tobacco Research & Evaluation team used this information to track changes in individual coalitions and across coalitions to measure progress over time. This annual needs assessment tool has two primary purposes: 1) provide coalitions with a high-level view of problems and any gaps in data and 2) provide DSHS with cross-community evaluation data for the entire program.

The capacity to plan comprehensive tobacco prevention and control interventions has increased in all sites since the inception of the TPCC program in FY14. The purpose of action planning, a core step in the Strategic Prevention Framework (SPF), is to logically link goals, strategies, activities, and resource usage to expected outputs. Action plans facilitate communication between stakeholders during planning and implementation, guide continuous quality improvement, and provide a roadmap for local process evaluation. Output measures that are specific, realistic and meaningful help to create transparency and foster a shared understanding among coalition members and community stakeholders as to what constitutes full implementation of a specific task or activity.

In addition to SPF planning and implementation activities, DSHS also monitors the TPCCs through collection of key performance measures (KPMs) on a monthly basis. DSHS is in the process of revising the KPMs and the process of collecting these data.

## **USE OF DATA**

### **The Process of Data Use**

The coalitions use a wide variety of data to guide assessment, planning and implementation. Data use is a dynamic process in comprehensive tobacco programming. The coalitions make assessment, planning, strategy, and adaptation decisions as local data become available. Below are only a few examples of how coalitions have used data to inform and develop intervention/prevention strategies implemented in their communities:

- The Coalition, Inc. for Angelina and Nacogdoches counties continue to conduct and update a needs assessment annually in both counties. They prioritized cessation efforts as a focus this fiscal year. The coalition began offering cessation classes in three new locations: drug court, Alcohol and Drug Abuse Council of Deep East Texas, and the American cancer Society. They report that participation has increased at each location. The coalition was also instrumental in securing the integration of the e-tobacco protocol into the EHR of the East Texas Community Health Center, which is the only FQHC in the area. As a result, they report over 100 referrals to the quitline from this health care center.
- Brazos Valley Council for Alcohol and Substance Abuse (BVCASA) utilized the annual needs assessment and the coalition member survey to identify areas where the community need and coalition expertise can result in a maximum benefit. Based on this information, the coalition continues to identify high school students and this fiscal year, middle school students on which to focus their efforts. The high school youth group, VKOT (Vikings Kicking out Tobacco), which began in 2014, continues to increase their active membership. The group is a recognized organization at the high school, and students can earn a letterman jacket for their participation. This fiscal year, the success of the VKOT club has been transferred to a junior high school group, Lobo Leaders. The coalition reports a great deal of enthusiasm from the junior high school students as they move into the VKOT club at the high school, and these students require less training and guidance as they begin the high school program.
- Smoke Free Ellis County conducted a local survey and as a result, the city of Palmer was identified as a focus area. According to the survey, high school and middle school students in Palmer have higher prevalence

rates of smoking and smokeless tobacco than students in other parts of Ellis County. The coalition conducted a social norms campaign in the Palmer ISD High School. They also implemented the TNT curriculum, and provided alternative activities for youth engagement in Palmer in order to educate and influence positive decisions regarding tobacco. With the recent passage of a smoke-free ordinance in the city of Red Oak, the coalition collaborated with the city to identify areas of Red Oak that are not in compliance with the tobacco policy. The coalition provided free consultation to provide local businesses with signage and compliance education.

- The Bay Area Council on Drugs and Alcohol (BACODA) reviewed and updated their annual needs assessment, administered a community survey at the local level and conducted focus groups with youth and young adults. The results informed priorities and identified target priority populations. Based on these efforts, the coalition continues to target schools with lower socioeconomic levels to conduct the TATU curriculum. The coalition received permission to continue the TATU curriculum in the schools next year. The coalition also focused on improving referrals to the Texas Quitline through educating pharmacists and dental providers.
- UNIDAD of Hidalgo County utilized the annual needs assessment, the End User Survey data and a coalition satisfaction survey to guide the strategic plan for this past year. Through this process, they identified the top priority was to continue to work on community ordinances, and as a result this coalition was successful in passing an unprecedented number of new ordinances. Ordinances were passed in Weslaco (population 35,670), Donna (population 15,798), San Juan (population 33,970), Mercedes (population 15,570), Penitas (population 4,403), Palmview (population 5,460), Hidalgo (population 13,702), Palmhurst (population 2,607), La Joya (population 3,985), Alamo (population 18,353), and La Villa (population 1,957). These ordinances directly affect public and work environments of more than 150,000 people.
- The East Texas Council for Alcohol and Drug Addiction reviewed and updated their needs and resource assessment in each of the three counties in order to inform the community's direction and activities. This coalition continues to implement the Project TNT curriculum into grade appropriate TEKS (Texas Essential Knowledge and Skills) in both Lamar and Red River counties. This fiscal year, the coalition successfully passed a tobacco ordinance in the city of Henderson (Rusk County) after conducting a survey to determine community readiness.
- The Nueces County TPCC reviewed and updated the annual needs assessment, and decided to prioritize cessation efforts as a focus this fiscal year. Two coalition members were trained to provide cessation classes through the Nueces County Health Department. Coalition members also provided training to staff at the Women's and men's Health Clinic of Coastal Bend to utilize the Texas Quitline app for referring patients to the Quitline. The coalition also served as the tobacco prevention and cessation resource for a March of Dimes Conference held in Corpus Christi. The coalition also collaborates with Project Link to provide cessation resources for pregnant and post-partum women.
- The Waller County Alliance for Lifestyle Choices Coalition updated their needs assessment, and as a result decided to prioritize tobacco ordinances and to target high school students. The coalition successfully facilitated passing two tobacco ordinances. One passed in Prairie View in December and the other in Brookshire in March. The coalition also implemented a tobacco prevention project called #LiveTobaccoFree in three high schools in Waller County.
- The Wichita County TPCC reviewed and updated the annual needs assessment, and as a result determined to continue implementing the SCRIPT program. This is a smoking cessation program for pregnant women. This program will continue to address several co-morbidities that burden Wichita County. This coalition continues to implement the Fresh Start program, which is the city of Wichita Falls official tobacco cessation course for employees. The coalition also worked with United Regional Physicians Group, the Helen Farabee Centers, Community Healthcare Center and Kell West Regional Hospital to incorporate the e-tobacco protocol, and to continue to utilize Ask-Advise-Refer.



## Coalition Member Survey

All nine coalitions completed the Coalition Member Survey. Demographic information on the coalitions is listed in the following table:

Coalition	# of respondents	Gender %	Race/Ethnicity %	Community Sector Representation %
<i>Angelina &amp; Nacogdoches</i>	41	Females-71% Males-29%	White-76% African Am./Black-9% Hispanic or Latino(a)-12% Asian-2%	Business Community-14% Civic Groups-4% Parents-7% Law Enforcement-12% Faith Based-2% Healthcare Professionals-19% Local Government-7% Media-2% Youth – 7% Schools-7% Higher Ed-7% Others-11%
<i>Brazos</i>	16	Females-56% Males-44%	White-40% African American/Black-40% Hispanic or Latino(a)-22%	Civic Groups-6.3% Parent-12.5% Youth Serving Organizations-12.5% Health Care Professionals-12.5% Youth-6.3% Schools-6.3% Higher Education-6.3% Others involved in ATOD prevention/treatment-37.5%
<i>Ellis</i>	12	Females-58% Males-42%	White-67.7% African American/Black-16.7% Hispanic or Latino(a)-16.7% Asian American-8.3%	Business Community-8.3% Parent-8.3% Law Enforcement-8.3% Faith Baed-16.7% Schools-25% Public Housing-8.3% Others involved in ATOD prevention/treatment-33.3%
<i>Galveston</i>	11	Females-90.9% Males-9.1%	White-63.6% African-American/Black-9.1% Hispanic or Latino(a)-36.4%	Business Community 10% Youth Serving Organizations-10% Healthcare Professionals-10% Local Government-10% Media-10% Schools-10% Higher Education-10% Others involved in ATOD prevention & treatment-30%
<i>Hidalgo</i>	34	Females-58.8% Males-41.2%	White-23.5% African American/Black-2.9% Hispanic or Latino(a)-75.5% Native American-2.9%	Business Community-23.5% Civic Groups-2.9% Law Enforcement-5.9% Faith Based-2.9% Youth Serving Organizations-8.8% Healthcare Professionals-8.8% Media-14.7% Youth-8.8% Schools-11.8%

				Higher Education-14.7% Military-2.9% Public Housing-2.95% Others involved in ATOD prevention-5% Others involved in prevention ATOD-8.8% Others-14.7%
<i>Lamar, Red River &amp; Rusk</i>	12	Females-58% Males-42%	White-92% African American/Black-8%	Business Community-6.7% Civic Groups-3.3% Parent-3.3% Law Enforcement-6.7% Faith Based-3.3% Youth Serving Organizations-6.7% Healthcare Professionals-16.7% Local Government-13.3% Media-3.3% Youth-3.3% Schools-3.3% Higher Education-3.3% Military-3.3% Public Housing-3.3% Others involved in prevention ATOD-13.3% Others involved in treatment ATOD-6.7%
<i>Nueces</i>	15	Females-62% Males-38%	White-40% African American/Black-6.7% Hispanic or Latino(a)-40% Native American-6.7% Other-6.7%	Law Enforcement-20% Media-10% Schools-10% Higher Education-30% Others involved in ATOD prevention-30%
<i>Waller</i>	4	Females-75% Males-25%	African American/Black-100%	Business Community-25% Higher Education-25% Others involved in ATOD prevention-25% Others involved in ATOD prevention-25%
<i>Wichita</i>	28	Females-75% Males-25%	White-70% African American/Black-15% Hispanic or Latino(a)-3% Asian American-3% Native American-3% Pacific Islander-3% Other-3%	Parent-3% Faith Based-6% Youth Serving Organization-6% Local Government-9% Media-6% Youth-32% Military-3% Public Housing-3% Others involved in ATOD prevention-15% Others involved in ATOD treatment-3% Others-14%

## Addressing Health Disparities

The purpose of the 2017 End User Survey was to collect supplemental, uniform data in all of the TPCC counties to fill the gap in local tobacco use disparities data. Another important intended use of the data was to strengthen relationships, whenever possible, with the survey sites by providing them with the survey results and offering coalitions services to address identified needs. Local evaluators were instructed to work with the coalition to triangulate the results with other data to inform decision-making during the FY17 strategic planning process. This survey is conducted annually. The table below shows the percent of current smoker, current Electronic Nicotine Delivery System (ENDS) user, current other tobacco user, current any tobacco user and former smoker:

		The Coalition	BVCASA	IMPACT	BACODA	UNIDAD	ETCADA	Council on A&D Abuse	Greater Houston AHEC	Wichita County
		% (n=384)	% (n=186)	% (n=186)	% (n=206)	% (n=210)	% (n=344)	% (n=108)	% (n=199)	% (n=239)
Current Smoker		29.2	13.4	30.1	24.8	10.0	16.6	25.9	11.7	15.9
Current ENDS User		5.7	4.3	16.1	7.7	0.0	3.2	3.7	5.5	3.3
Current Other Tobacco User		8.9	9.0	18.8	6.8	1.0	7.0	7.4	6.0	5.0
		% (n=384)	% (n=186)	% (n=186)	% (n=206)	% (n=210)	% (n=344)	% (n=108)	% (n=199)	% (n=239)
Former Smoker		12.0	7.0	15.1	18.0	17.1	23.5	20.4	16.0	17.2
		% (n=385)	% (n=189)	% (n=186)	% (n=207)	% (n=210)	% (n=344)	% (n=108)	% (n=199)	% (n=239)
Current Any Tobacco User		31.4	20.1	33.9	31.9	10.5	20.9	28.7	16.1	20.5
		% (n=121)	% (n=38)	% (n=63)	% (n=66)	% (n=22)	% (n=72)	% (n=31)	% (n=32)	% (n=49)
Types of Tobacco Use	Smoker Only	60.3	36.8	38.1	60.6	90.9	55.6	71.0	46.9	69.4
	ENDS Only	1.7	10.5	7.9	13.6	0.0	6.9	3.2	15.6	8.2
	Other Tobacco Only	5.8	23.7	3.2	9.1	4.5	13.9	6.5	15.6	14.3
	Dual-User	32.2	28.9	50.8	16.7	4.5	23.6	19.4	21.9	8.2

Source: SMOKERSTATUS, TYPEOFTOBACCO, TOBACOSTATUS, ENDS\_ALL, OTHERTOB\_ALL. 'Don't know/no answer' excluded from calculation of %.

## SUSTAINABILITY

Sustainability is a core component of the Strategic Prevention Framework. It involves security, resources and support (including human, social, material and fiscal) needed to accomplish coalition work. It must be addressed from the coalition's beginning and continue to be addressed as long as the coalition remains viable. The following outlines the activities of the coalitions during FY16/17 related to sustainability. All TPCCs spent the last year formally establishing their coalition infrastructure. Each coalition has also worked to develop committees and workgroups for specific issues. In addition, they have all completed sustainability plans which are comprised of coalition fact sheets, local resource matrices, in-kind contribution lists and sustainability strategies for year four. All coalitions completed the Strategic Planning – Sustainability training this fiscal year with Texans Standing Tall (TST). TST will continue to provide training on sustainability in FY17/18.

## RECOMMENDATIONS AND CONCLUSIONS

The following observations and recommendations are based on coalition meeting minutes, coalition needs assessments and final evaluation reports. The goal of this fiscal year was to continue following the SPF process, expand the coalition infrastructure, and continue to implementing comprehensive tobacco prevention and control programs throughout their community with particular emphasis on coalition sustainability.

- It is recommended that each coalition continue providing staff and members with trainings, technical assistance and tools to build their capacity to identify, cultivate and sustain relationships with community partners. All coalitions should continue to focus on sustainability. It is imperative that coalitions recognize the initiatives in their community that should continue, and identify resources that are necessary in developing an effective sustainability plan as they are beginning the final year of the grant period.
- Another recommendation is to continue to provide assistance to Texas A&M on the recruitment of local school systems to participate in the annual Youth Tobacco Survey. This fiscal year, only four coalitions were represented in the findings. This is a huge gap in data resources. Additionally, coalitions should involve key

school personnel to help with the recruitment of schools to participate in administration of the Youth Tobacco Survey.

- The greatest success of the TPCC program this fiscal year is that several coalitions were instrumental in passing an unprecedented number of tobacco ordinances. These efforts seek to improve the health, safety, and welfare of community members by promoting a healthy, smoke-free environment, and eliminating the hazards of secondhand smoke throughout the community.

During this fiscal year, the TPCCs have demonstrated a great deal of commitment by continuing to develop community partnerships to increase the effectiveness of the programs they implemented in FY16/17. The TPCC communities have also been successful in developing and implementing comprehensive tobacco prevention and control strategies that will hopefully prove to make lasting changes throughout their communities for years to come.