



Independent Statistics & Analysis
U.S. Energy Information
Administration

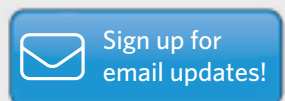
EIA GUIDE FOR STAKEHOLDERS

Policy Neutral. Policy Relevant.

The nation's leaders rely on EIA

As an independent and impartial resource, the U.S. Energy Information Administration (EIA) disseminates energy information to promote sound policymaking, efficient markets, and public understanding of energy and its interaction with the economy and the environment.

www.eia.gov





We encourage you to use
EIA Guide for Stakeholders
as a quick reference guide to
information and resources most
used by industry experts, media,
policymakers, and others.

 Sign up for
email updates!

Click below to navigate to the topics

Daily insights
and popular
resources

Current issues
and trends

Hot Topics
and Energy
Outlooks

Interactive
Data, Stats,
Dashboards,
and Maps

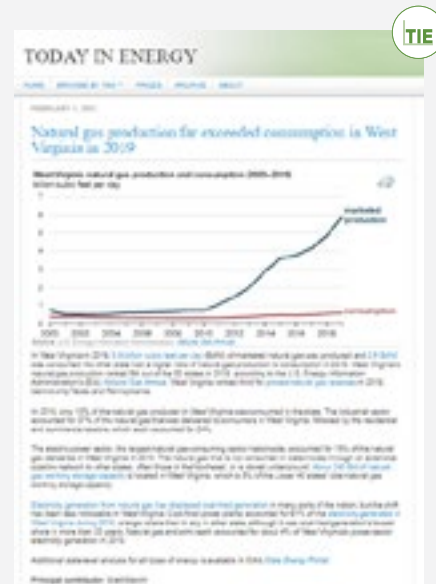
Prices

Energy
consumption
data and
Energy literacy



Popular publications for stakeholders

Several EIA publications show what's happening in current energy markets and provide up-to-date information on current and emerging energy topics. These publications provide context for how a variety of energy industries serve customers in the United States and abroad.



Daily insights and popular at-a-glance resources

Today in Energy	EIA's daily feature article, which highlights current energy issues, topics, and data trends
This Week in Petroleum	Analysis on current petroleum market dynamics
Natural Gas Weekly Update	Updates and analysis on U.S. natural gas supply, storage, and spot prices, including monthly dry shale gas production
Gasoline and Diesel Fuel Update	Weekly update of gasoline and diesel prices across the country, covering 9 states, 10 cities, and 9 regions as well as a national average
State Energy Portal	State overviews and energy data by source, activity or indicator (such as, imports, reserves), sector or end-use (such as residential, commercial), or topic

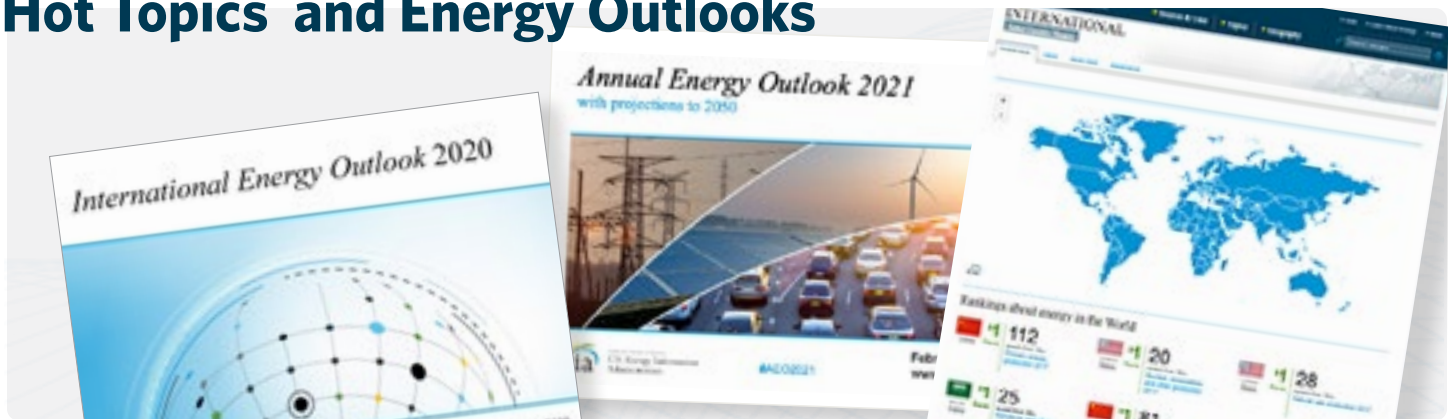
Current issues and trends by source

Access summaries, in-depth analysis, and projections by energy source.

	Petroleum and other liquids		Coal
	Natural gas		Renewable and alternative fuels
	Electricity		Nuclear and uranium
	Consumption and efficiency		Total energy

Sign up for email updates!

Hot Topics and Energy Outlooks



Hot topics

EIA continues to deliver timely, relevant data and analysis of rapidly changing energy markets that are continually affected by conditions such as COVID-19 and natural disasters.

Market impacts from COVID-19	This report summarizes the unique challenges the COVID-19 pandemic presents for short- and long-term energy forecasts and projections. Listen to the virtual workshops on EIA.gov.
Energy disruptions	The Energy Disruptions maps combine EIA data with data from the National Hurricane Center, the National Oceanic and Atmospheric Administration, the National Interagency Fire Center, and the National Weather Service to show how storms, wildfires, and flooding affect energy-related infrastructure when they occur.
Energy and the environment	Energy Explained provides a robust overview of how the production, delivery, and use of energy sources can effect the environment.
Renewable energy	The <i>Annual Energy Outlook 2020</i> explores future costs of renewable power generation technologies and the potential effects that alternative energy policies could have on the U.S. electric power sector through 2050.
Energy-related carbon dioxide emissions	EIA's Annual Energy Outlook and monthly Short-Term Energy Outlook address energy-related CO2 emissions and the factors that affect these emissions such as weather, fuel prices, electricity disruptions, and state and federal regulations.

Energy Outlooks

Access summaries, in-depth analysis, and projections by energy source.

Annual Energy Outlook (AEO)	The AEO provides modeled projections of domestic energy markets through 2050 and includes cases with different assumptions about macroeconomic growth, world oil prices, future costs of renewable power generation technologies, and technological progress. The AEO data are available in interactive, customizable data visualizations.
International Energy Outlook (IEO)	The annual IEO report presents an outlook for international energy markets through 2050. Each release focuses on high-growth regions and implications for international energy trade and economic development. The IEO data are available in interactive, customizable data visualizations.
Short-Term Energy Outlook (STEO)	Each month, the STEO provides a forecast through the end of the following calendar year, for consumption, supply, trade, and prices across major fuel types. It also shows near-term market analysis for crude oil, petroleum products, and natural gas markets. STEO data are available in interactive, customizable data visualizations on eia.gov .
Winter Fuels Outlook	Published every October as a supplement to the STEO, this outlook forecasts home heating fuel prices and expenditures for the coming winter.
Summer Fuels Outlook	Published every April as a supplement to the STEO, this outlook focuses on prices and consumption for gasoline, diesel, and electricity, which typically peak during the summer months.



Interactive Data and Statistics, Dashboards, and Maps



Data and statistics

Access summaries, in-depth analysis, and projections by energy source.

Statistics for all energy sources

The *Monthly Energy Review* provides recent and historical energy statistics by energy source or topic and activity or indicator.

Electricity data

Browse pre-generated reports or create custom data sets of net generation for all sectors in the United States.

Real Prices Viewer

Part of the *Short-Term Energy Outlook*, you can view comparative price data for petroleum, electricity, and natural gas either graphically or by downloading as an Excel spreadsheet.

Crude oil import tracking tool

This interactive, customizable map uses EIA data for petroleum imports by type, crude oil grade, location, and country of origin.

What Drives Crude Oil Prices?

This resource page features individual analysis of the factors that influence oil markets, with chart data updated monthly and quarterly.

Dashboards

EIA continues to deliver timely, relevant data and analysis of rapidly changing energy markets that are continually affected by conditions such as COVID-19 and natural disasters.

International Energy Portal

Browse energy sector overviews, highlights, analysis, and key statistics of 174 countries. You can customize the data you need by energy source, region, emissions, and more.

State Energy Portal

Access state overviews and energy data by source, activity or indicator (such as imports, reserves), sector or end-use (such as residential, commercial), and topic.

Hourly Electric Grid Monitor

Access near real-time data of electricity consumption as well as analysis and visualizations of hourly, daily, and weekly electricity demand and supply data by source on a national and regional level for the U.S. electric grid.

Regional Dashboards

View regions that have seasonal infrastructure constraints, including the [New England Dashboard](#) and the [Southern California Daily Energy Report](#).

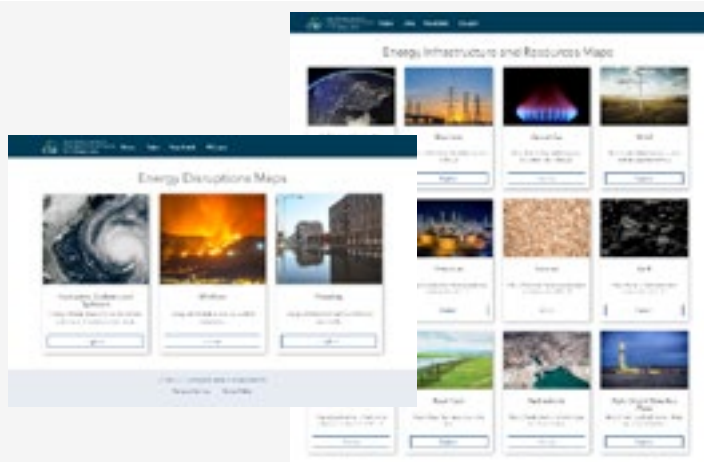
U.S. Energy Atlas

Energy infrastructure and resource maps

Visit our comprehensive library of interactive maps for all energy infrastructure assets and resources, including all fossil fuel energy sources and renewable energy sources.

Open Data Catalogue

Download geospatial datasets or filtered subsets in a variety of data formats, including shapefile, KML file, geodatabase file, and spreadsheet.

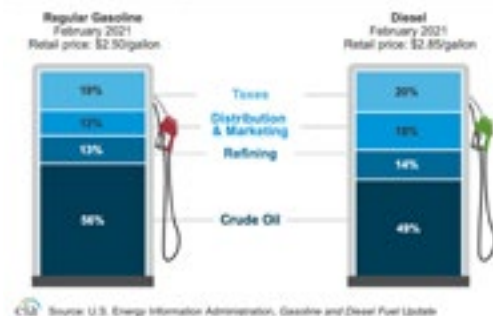


Prices

View and compare current and past stock and sale prices of energy products.

Daily prices	Daily wholesale and retail prices for various energy products	
Petroleum and other liquids	- Real prices viewer - Spot prices	- NYMEX futures prices - Petroleum stocks by type
Natural gas	- Monthly wholesale and retail prices	- Natural gas spot and futures prices (NYMEX)
Electricity	- Electricity sales, revenue, and average price	
Coal	- Spot prices (regional) - Futures prices (NYMEX)	- Price and mine type - Price and disposition
Nuclear and uranium	- Uranium price (owners and operators)	

What we pay for in a gallon of:



Energy consumption data

Data include detailed statistical analyses of how residential, commercial, and manufacturing sectors consume energy.



RESIDENTIAL ENERGY CONSUMPTION SURVEY (RECS)

A nationally representative sample of housing units that specially trained interviewers collect energy characteristics, usage patterns, and household demographics.

[view the RECS>](#)



COMMERCIAL BUILDING ENERGY CONSUMPTION SURVEY (CBECS)

A national sample survey that collects information on the stock of U.S. commercial buildings, including their energy-related building characteristics and energy usage data.

[view the CBECS>](#)



MANUFACTURING ENERGY CONSUMPTION SURVEY (MECS)

A national sample survey that collects information on the U.S. manufacturing establishment, their energy-related building characteristics, and their energy usage and expenditures

[view the MECS>](#)

Energy literacy resources

Access a broad spectrum of educational materials to improve your understanding of energy sources, uses, and upstream and downstream operations.

Energy Explained Our up-to-date, comprehensive educational guide to understanding the basics of energy sources and related uses, data and statistics, and other topics

FAQs A list of the questions EIA's experts receive and answer from stakeholders, which we regularly update with current data

Today in Energy EIA's daily feature article, which highlights current energy issues, topics, and data trends



Sign up for email updates!

Interact with our data

